

SEPTEMBER 1954 · TWO SHILLINGS

*Show Guide*

# Wireless World

Radio · Electronics · Television



**FORTY-FOURTH YEAR OF PUBLICATION**



# Photo-Electric Multipliers

## 27M1 and 27M2

for light operated relays, film scanning, facsimile transmission, and many Research and Laboratory investigations involving low light levels.

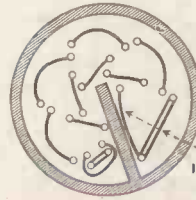
**Now available for prompt delivery**

**27M1** The 27M1 is a nine stage high vacuum photo cell with high response in the visible region. When operated at 100 volts per stage it is capable of multiplying very small currents produced under weak illumination by an average value of one million times. Under normal operating conditions the resultant output current is a linear function of the exciting illumination. The frequency response is flat up to the frequencies at which transit time of electrons within the valve becomes a limiting factor.

Because of its great sensitivity, low noise level, low dark current and freedom from distortion the 27M1 may be used for light operated relays, film scanning, facsimile transmission and in scientific research involving low light levels. In many applications its small size is an advantage. List Price: £15.

**27M2** The 27M2 is a nine stage high-vacuum photo-cell similar to the 27M1 except that it has wider tolerances on the anode dark current necessitating a lower anode supply voltage with a resultant reduction in the current amplification to approximately one quarter of that obtainable from the 27M1. It is capable of multiplying very small currents produced under weak illumination by an average value of 250,000 times when operated at 80 volts per stage.

The 27M2 is suitable for the same applications as the 27M1 wherever the reduced magnification is acceptable. List Price: £6.



The secondary cathodes, or dynodes, of these multipliers are arranged in cylindrical formation so that they are exceptionally compact.

### TYPICAL OPERATION

Voltage between anode and secondary cathode K10 - - - - - 50 volts  
 Voltage difference per stage - - - - - 100 volts  
 Maximum anode dark current (with 100 volts between anode and cathode K10) - 0.25μA  
 Luminous sensitivity (taken on the basis of a lamp colour temperature of 2700°K and a light area of 5 mm x 20 mm) - - 20A/lumen  
 Current amplification (ratio of anode sensitivity/cathode sensitivity) - - - - 10<sup>6</sup>

### TYPICAL OPERATION

Voltage between anode and secondary cathode K10- - - - - 50 volts  
 Voltage difference per stage - - - - - 80 volts  
 Maximum anode dark current (with 80 volts between anode and secondary cathode K10) - - - - - 0.25μA  
 Luminous sensitivity (taken on the basis of a lamp colour temperature of 2700°K and a light area of 5 mm x 20 mm) - - 2.5A/lumen  
 Current amplification (ratio of anode sensitivity/cathode sensitivity) - - 0.25 x 10<sup>6</sup>

Either the 27M1 or the 27M2 may be used as a plug-in replacement for the American type 931A. A special stabilised power unit providing a highly stable H.T. supply for photo-multipliers is available. Full details on request.

# EDISWAN

M A Z D A  
 RADIO DIVISION

THE EDISON SWAN ELECTRIC COMPANY LIMITED

Member of the A.E.I. Group of Companies

155 Charing Cross Road, London, W.C.2. Telephone: Gerrard 8660. Telegrams: Ediswan, Westcent, London

# Wireless World

RADIO, TELEVISION  
AND ELECTRONICS

44th YEAR OF PUBLICATION

Managing Editor: HUGH S. POCOCK, M.I.E.E.

Editor: H. F. SMITH

SEPTEMBER 1954

## In This Issue

EDITORIAL COMMENT .. .. .	409
THE TELEVISION ACT .. .. .	410
WORLD OF WIRELESS .. .. .	411
V.H.F. BROADCASTING—B.B.C. PLANS .. .. .	415
21st NATIONAL RADIO SHOW .. .. .	416
GUIDE TO THE STANDS .. .. .	418
HIGH-QUALITY SOUND REPRODUCER .. .. .	430
COMBINATION FM/AM RECEIVERS. By <i>G. H. Russell</i> .. .. .	431
COLOUR TELEVISION TESTS. By <i>J. Franklin</i> .. .. .	436
LETTERS TO THE EDITOR .. .. .	437
FURTHER EDUCATION .. .. .	438
FERRITE ROD AERIALS. By <i>W. A. Everden</i> .. .. .	440
FILTERS WITHOUT FEARS—2. By <i>Thomas Roddam</i> .. .. .	445
ULTRASONIC DEVELOPMENTS .. .. .	448
MEASURING SMALL VOLTAGE CHANGES. By <i>J. P. Salter</i> .. .. .	451
TRANSFORMERS—FOR LOW AND HIGH FREQUENCIES. By " <i>Cathode Ray</i> " .. .. .	454
SHORT-WAVE CONDITIONS .. .. .	458
NEON TIMERS. By <i>B. T. Gilling</i> .. .. .	459
TRAINING IN TELEVISION SERVICING. By <i>G. N. Patchett</i> .. .. .	461
MODERN AIRFIELD RADIO .. .. .	463
COMPACT GRID-DIP OSCILLATOR. By <i>G. P. Anderson</i> .. .. .	465
MANUFACTURERS' PRODUCTS .. .. .	467
RANDOM RADIATIONS. By " <i>Diallist</i> " .. .. .	468
UNBIASED. By " <i>Free Grid</i> " .. .. .	470

PUBLISHED MONTHLY (last Monday of preceding month) by ILIFFE & SONS LTD., Dorset House, Stamford Street, London, S.E.1. Telephone: Waterloo 3333 (60 lines). Telegrams: "Ethaworld, Sedist, London." Annual Subscription: Home and Overseas, £1 7s. 0d. U.S.A. \$4.50. Canada \$4.00. BRANCH OFFICES: Birmingham: King Edward House, New Street, 2. Coventry: 8-10, Corporation Street. Glasgow: 26B, Renfield Street, C.2. Manchester: 260, Deansgate, 3.



# VALVES, TUBES & CIRCUITS

## 21. DETECTION IN F.M./A.M. RECEIVERS

For the detection of frequency modulated signals it is necessary to convert frequency changes into amplitude changes and to recover the intelligence contained in the original signals from the amplitude modulated carrier. The method most widely used for this purpose employs a form of phase discriminator known as the ratio detector. The particular advantage of the ratio detector is its excellent suppression of any amplitude modulation which may be present on the F.M. carrier as a result of noise or variations of gain in the earlier stages of the receiver. This type of circuit has good sensitivity and eliminates the expense of providing additional limiting stages.

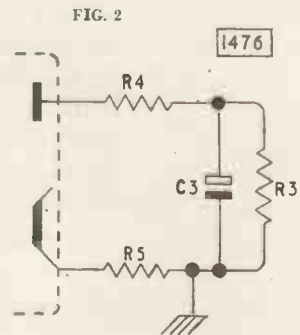
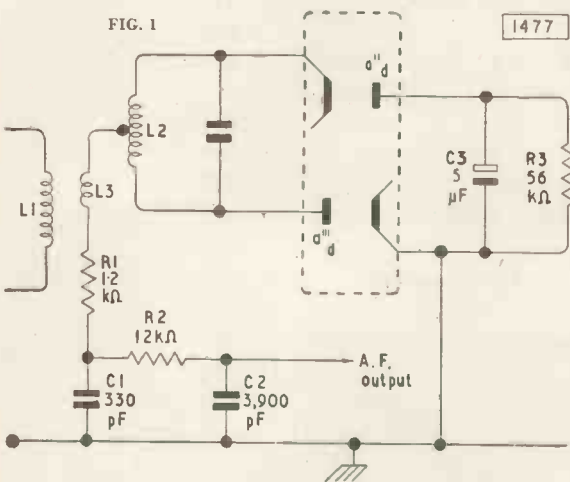
A typical form of ratio detector circuit is shown in Fig. 1, and it will be noted that two diodes with independent cathode connections are necessary. The Mullard EABC80 is recommended for use in this type of circuit. This valve is a combined triple diode and voltage amplifying triode, with a heater rating of 6.3V, 0.45A, and it is mounted on the B9A (noval) base. One diod (a''d) is provided with a separate cathode (pin 3), the other two diodes and the triode sharing a second cathode (pin 7). The ratio detector circuit employs two of the diodes (a''d and a''d) which have low impedances (about 200Ω) whose ratio never exceeds 1.5. The other diode (a'd) is suitable for use in A.M. reception as a conventional detector and generator of A.G.C. voltage. The triode section is designed to be used as an audio amplifier following the detector during both F.M. and A.M. reception. Its electrical characteristics are similar to the triode section of the Mullard EBC41.

In the circuit illustrated, the primary winding L1 of the ratio filter is in the anode circuit of the final I.F. valve. The secondary coil, L2, is tuned to the intermediate frequency (10.7 Mc/s). The voltages in the two halves of L2 have a 180° phase difference, and their magnitudes depend upon the sweep frequency of the F.M. signal. The tertiary winding, L3, consisting of a few turns wound over the anode end of the primary, matches the anode circuit of the preceding I.F. stage into the diode circuit.

The ratio detector can take the form of a balanced circuit in which two equal capacitors are placed across the load resistor, R3, and their common connection taken to earth. In Fig. 1 the unbalanced type of circuit is given. Here only one capacitor, C1, has been retained, from which the audio output is taken. The 5μF electrolytic capacitor, C3, is then necessary to stabilise the voltage across R3.

The value of load resistance (56kΩ) is a compromise between that required for optimum gain and the necessary A.M. suppression. Good A.M. suppression is also achieved by using a relatively high resistance, 1.2kΩ, in series with the tertiary coil. Further increase in the value of load resistance (say, to 68kΩ), whilst resulting in larger output voltage, requires more satisfactory balancing in the preceding circuit in order to keep the rejection of A.M. to an acceptable value. Thus a trimmer capacitor could be connected from the centre-tap on the secondary to earth, and a small series resistance included in the lead from the centre-tap to the tertiary coil L3. These modifications will lead to a considerable improvement in suppression and some increase in sensitivity, but the preliminary adjustments to the trimmer are much more involved.

As a further refinement, some suppression can be sacrificed by connecting the stabilising capacitor across only a part of the total diode load (Fig. 2). With suitable values for R4 and R5 the suppression will depend to a much smaller extent on spreads in the forward resistance of the diodes and on variations in the amplitude.



Reprints of this advertisement together with additional notes may be obtained free of charge from the address below.

MULLARD LTD., Technical Service Department, Century House, Shaftesbury Avenue, W.C.2



# Wireless World

SEPTEMBER 1954

VOL. 60 No. 9

## *Authority and Independence*

**W**E have now had ample time to study the new Television Act, which became law just after our last issue appeared. The Government's plan for an "additional" television service, though somewhat involved, is not on the face of it, difficult to understand, though we must admit to doubts as to how some of the details will work out in practice.

To us, the most interesting section of the Act is that in which the Postmaster-General is given what appears to be very wide powers over the technical activities of the Independent Television Authority. In this matter, at least, there appears to be little independence and no authority! Of course, it is a fact that in Great Britain the P.M.G.'s power over every form of radio activity is sweeping; he may make regulations prescribing "the things that are to be done or are not to be done" by any one of his licensees. Of course, he may intend to keep these powers up his sleeve, and allow the I.T.A. as much technical autonomy as is enjoyed by the B.B.C. If he does not, one is tempted to ask, what is the purpose of the I.T.A.? It would surely have been less wasteful of national resources and effort to leave the *technical* means of television distribution in the hands of the B.B.C. The Government's quarrel with the B.B.C. monopoly was that it represented a monopoly in the dissemination of ideas; that objection would have been overcome much more economically by setting up a chain of transmitters operated by the B.B.C. but fed with programmes under the control of a truly independent body getting its revenue from advertisements.

The Post Office decision, announced before the new Authority came into being, that the I.T.A. transmissions were to be polarized like those of the B.B.C. in the same areas, may or may not lend colour to the idea that the P.M.G. intends to make himself responsible, not only for controlling technical policy, but for shaping it as well.

Further support for the same idea comes from the fact that one of the members of the Authority has any radio-technical qualifications or experience, and so must depend entirely on the engineering staff they may appoint or on outside advisers. And, of course,

there is still another body that comes into the picture: the P.M.G.'s decisions on technical policy for both the I.T.A. and B.B.C. will be affected by the recommendations of the Television Advisory Committee.

Fortunately, there is a good deal of flexibility in the Act, and plenty of room for second thoughts. The word "may" occurs much more often than "shall" and the P.M.G. can make new regulations at short notice. Throughout all the debates, the Government has wisely kept to the principle of leaving a loophole for subsequent changes.

It is wrong to shoot the pianist who is doing his best, and still worse to shoot him before he has played a single note. The I.T.A. needs the full support of everyone concerned with radio in implementing the complicated scheme laid down in the Act. *Wireless World's* only fear is that, with so many secondary problems to overcome, attention may be distracted from the primary task of planning the long-term technical development of television.

## *Radio Eavesdropping*

**A** GOOD deal of publicity has been given in the daily Press to a recent case in a London magistrate's court, where two men were charged with contravening the section of the Wireless Telegraphy Act that forbids the interception and disclosure of messages. It was stated they had listened to police and fire-service v.h.f. transmissions and passed on information so gained to news agencies and fire assessors. The defendants, who pleaded guilty and said they had no idea they were acting unlawfully, were ordered to pay £8 8s and £2 2s costs, respectively.

Newspapers, in reporting the case, made play with the fact that this was the first prosecution of its kind. That may be true enough, but no new principle is involved. Lack of secrecy has always been a skeleton in the radio cupboard and for 50 years the Postmaster-General has rightly had the power (which he has used widely) to make regulations against unauthorized interception and disclosure of messages.

# The Television Act

## Summary of the Main Provisions

**W**ELL over two years ago, the Government first declared their intention of establishing a new television service, alternative to that conducted by the B.B.C. Two basic principles for the proposed scheme were affirmed by Government spokesmen; it was to be competitive and was to be financed by advertisements. Since then, many methods of attaining the desired end have been debated, only to be abandoned or modified later; even the basic principles have been watered down to some extent. Now, at last, a cut-and-dried plan has appeared in the final form of an Act of Parliament. In view of all the changes that have taken place and in spite of the vast number of words that have been written in the Press, readers may like to have a summary of those provisions of the Act most likely to affect them.

The Television Act, 1954 (H.M.S.O., price 9d) makes "provision for television broadcasting services additional to those provided by the British Broadcasting Corporation, and to set up a special authority for the purpose . . . to be called the Independent Television Authority." The I.T.A. is to provide, for the period of 10 years, television services "of high quality, both as to the transmission and as to the matter transmitted," and shall be composed of a chairman, deputy chairman and eight others. These under the chairmanship of Sir Kenneth Clark have now been appointed by the Postmaster-General. They comprise an assemblage of persons distinguished in the Arts, literature, industry and the world of affairs. It is stipulated that none of them shall have any interest in an advertising agency, in the selling of radio equipment or in programme contracts. The members are to be paid, and, in addition to membership, may perform other salaried work in the Authority.

The I.T.A. is to be a "body corporate" but not a body exercising functions on behalf of the Crown. It enjoys no special privileges under the Wireless Telegraphy Act, and will need the Postmaster General's licence for its stations. The aim is that the Authority shall be financially self-supporting as soon as possible, but it may be granted by the P.M.G. up to £750,000 a year. Initial capital expenditure is to be met by a grant of up to £2M, spread over five years.

First and foremost, the function of the I.T.A. is to build and operate television broadcasting stations. It must also arrange for studios to be provided, or if need be, itself provide them. By arrangement with the P.M.G., the I.T.A. may also arrange for wired distribution of programmes through relay companies.

Provision of programmes is primarily a matter for "programme contractors," but the Authority itself may when necessary transmit its own material, in which paid advertisements may be inserted. The programme contractors will, in effect, "buy time" from the I.T.A., recouping themselves by charging fees for advertisements which will be transmitted during the intervals between items or at natural breaks in the programmes. There is to be no "sponsoring"; advertisements must not be directly associated with the programmes.

The matter of the programme contracting companies is still somewhat obscure. From our point of view, virtually all we know from the Act is that it will be the duty of the I.T.A. to secure "adequate competition" between a number of them to supply programmes. It is not known how the time of the various I.T.A. stations is to be divided between the various contractors.

Wide powers of control over the contractors are conferred by the Act on the I.T.A., who may impose heavy penalties for breach of contract. They are bound by the Act to observe certain rules as to the pay and conditions of their staff.

The Authority, in its turn, is subject to pretty drastic Government control of their day-to-day activities. The P.M.G. or any other Minister of the Crown may require them to broadcast any announcement, while the P.M.G. may at any time impose a ban on the broadcasting of "any matter or classes of matter." He also has the power to determine the hours of broadcasting, both as to maximum and minimum hours per day and as to the actual times of the transmissions.

On the technical side the Authority is subject to equally rigorous control under the powers conferred on the P.M.G. by the Act. They may be required to use "such technical measures or processes as may be specified" or to set up additional stations thought to be necessary to extend coverage.

There are a number of secondary provisions, including permission for the I.T.A. to do various things arising out of its main function and to embark on ancillary business enterprises that may be found necessary. The I.T.A. must not, however, manufacture or sell radio equipment.

The rest of the Act—in fact, the greater part of it—is concerned with detailed control of broadcast matter. An obligation is put on the Authority to see that programmes do not offend good taste or decency, do not incite to crime or lead to disorder or offend public feeling. They also have the responsibility of ensuring balanced programmes, of presenting news accurately and impartially and of showing no political bias.

## Resistor and Capacitor Preferred Values


A British Standard for the preferred values and tolerances of resistors and capacitors used in telecommunications equipment is now obtainable from the British Standards Institution, 2, Park Street, London, W.1 (price 2s.)

The standard specifies a series of rounded values based on the 12th root of 10 system and with tolerances of 5, 10 and 20%. The 10% series is compiled by omitting alternate terms in the 5% series; likewise the 20% omits alternate terms in the 10% series.

While the 20% series is well known the other two are possibly not common knowledge and we give below the 5% series. Values are in ohms for resistors and in picofarads for capacitors.

**Five per cent values:** 1.0, 1.1, 1.2, 1.3, 1.5, 1.6, 1.8, 2.0, 2.2, 2.4, 2.7, 3.0, 3.3, 3.6, 3.9, 4.3, 4.7, 5.1, 5.6, 6.2, 6.8, 7.5, 8.2 and 9.1. The other two series start with 1.0 and are thus easily compiled from this list.

# WORLD OF WIRELESS



Fleming Valve Jubilee

◆  
Ionosphere Meeting

◆  
U.S. Television

TELEVISION RELAY.—The operator-controlled diversity receiving station in Jersey where, as described last month, a wired service is distributed over the island by Rediffusion. The monitor tubes show London and Wenvoe pictures.

## Jubilee of the Valve

IT WILL be fifty years on November 16th since Sir Ambrose Fleming took out the fundamental thermionic valve patent, No. 24850—"Improvements in Instruments for Detecting and Measuring Alternating Electric Currents." To mark the jubilee the I.E.E. has arranged an exhibition of historical apparatus and three lectures on the development of the valve will be given by Sir Edward Appleton, Professor G. W. O. Howe and Dr. J. Thomson.

The lectures will be given on the actual anniversary and the proceedings will be opened by the Lord President of the Council, the Marquess of Salisbury.

## Ionospherists Meet

AS already announced a conference on "The Physics of the Ionosphere" is being organized by J. A. Ratcliffe, F.R.S., reader in physics at Cambridge University, in collaboration with the Physical Society. It will be held at the Cavendish Laboratory from September 6th to 9th, and will be devoted mainly to discussions of the following topics: (a) the lowest ionosphere; (b) irregularities and movements in the ionosphere; (c) the F2 layer; (d) the mathematics of wave propagation through the ionosphere.

As the conference follows the meeting of the International Scientific Radio Union at Amsterdam many foreign delegates will be among the 200 or more participating.

Abstracts of the sixty papers presented and the surveys summarizing the present position in each of the subjects discussed will be published later by the Physical Society.

## U.S. Colour Television

THE cost, and more especially, the size of the three-colour tube have been cited as the main reasons for the slow "get-away" of colour television in the United States. So far colour tubes have had only comparatively small screens and have, therefore, been unacceptable to viewers who have become accustomed to 21-in and even larger monochrome screens.

Answers to both criticisms have been given by C.B.S.-Hytron who have produced a 19-in tri-colour tube at \$175. The principle employed for the production of these tubes, which, it is stated, will be at the rate of 400 a day by the end of September, was briefly described in our January issue.

## Radio Research

A START was recently made on the new building to be erected for the Radio Research Station of the D.S.I.R. at Ditton Park, Slough, Bucks.

Naturally everything is being done to reduce interference to a minimum. The building is over 200 yards from the nearest road, the adjoining 100 acres has been acquired to ensure isolation and as a further precaution to minimize disturbance with experimental work, the waste outlet from the building will be conveyed in a non-metallic pipe to the main district sewer.

The building has been designed specifically to meet the requirements of the Radio Research Station, of which Dr. R. L. Smith-Rose is the director with a staff of just over 100 who are at present in temporary accommodation.

## Increased Exports

THE radio industry's exports during the first six months of the year increased by £2.25M compared with the same period in 1953. Of this figure £1.7M was accounted for by increased exports of communication and navigational equipment which totalled £5,974,841—approximately 46 per cent of the whole industry's exports. Increased exports are also recorded for components (£893,000), p.a. equipment and loudspeakers (£58,000) and sound reproducing gear (£38,000).

The six-months' total was £12,996,603.

## Industrial Television

INCREASING use is being made by leading U.S. industrialists of closed-circuit television for nationwide sales conventions. Instead of salesmen and distributors from all over the country travelling at considerable expense to a central meeting they merely



go to the studios of local television stations, which are linked with a central station where the company's executives are gathered to present their wares.

According to a report in the *Financial Times* on the activities of Box Office Television, Inc., which specializes in such "telecast conventions," Westinghouse Electric recently saved \$375,000 by introducing its new receivers and appliances to 2,000 distributors through a television convention.

## Valve Data

ELECTRICAL characteristics and base connections of over 2,000 British and American valves and British transistors and some 200 cathode-ray tubes are given in the latest edition of "Radio Valve Data."\* The valves are classified under main headings according to their type—frequency changers, screened tetrodes, pentodes, etc. In each of these sections, they are listed under makers' names and are further classified as current, replacement or obsolete types.

Seventeen British valve manufacturers co-operated with *Wireless World* in ensuring that the information is accurate and up to date.

Additional features included in this edition are a list of equivalents, which is combined with an index, and special quality valves.

\* "Radio Valve Data," fourth edition, 100 pages (11in×8½in), published for *Wireless World* by Iliffe & Sons Ltd., price 3s 6d.

## PERSONALITIES

Sir Ben Lockspeiser, F.R.S., secretary of the Department of Scientific and Industrial Research since 1949, is to receive the honorary degree of Doctor of Science at Oxford University. The presentation will precede the opening of the 116th annual meeting of the British Association for the Advancement of Science on September 1st.

E. P. B. Metcalfe, appointed engineer-in-charge of the Isle of Wight television station, which is coming into service in November, has been engineer-in-charge of the temporary Brighton station since May last year. He joined the B.B.C. in 1936 and was a maintenance engineer at various sound stations before becoming senior maintenance engineer at the Wenvoe television station in 1952.

E. J. Power, head of Murphy Radio, has been invited to become a member of the Council of the Royal College of Art. This may be taken as a tribute to the part played by his firm in industrial art; it was in the early thirties that Murphy first produced a receiver cabinet that set a new standard in functional external design.

J. P. Salter, the contributor of the article in this issue on the measurement of small voltage differences, is a senior engineer in the Armament Design Establishment of the Ministry of Supply. He served throughout the war in the Royal Artillery as an instructor in fire control (anti-aircraft radar). Before joining the Ministry of Supply for work on fuzes, on which he was engaged for six years, he was for a short time at R.R.D.E., Malvern.

C. E. Knight Clarke, who had been publicity manager for Decca Radar for two years, is now running his own business producing technical literature. Before joining Decca's he was with the G.E.C. publicity organization, where he handled the production of radio and valve technical literature. His address is 36, Denbigh Street, London, S.W.1. (Tel.: Victoria 5394.)

## IN BRIEF

The increase in licensed viewers in the U.K. during the first six months of the year was 454,200. The June increase was 31,680, bringing the total to 3,411,046. The total number of Broadcast Receiving Licences at the end of June (including the above and 236,057 for car sets) was 13,512,275.

November 12th has been given by the B.B.C. as the date for the opening of the Isle of Wight Television Station. When this permanent station at Rowridge comes into service the temporary booster transmitter on Truleigh Hill, near Brighton, which has been in operation since May, 1953, will be closed down. The new station will operate in Channel 3 (56.75 and 53.25 Mc/s) and use vertical polarization as the Brighton booster has done.

The ninth Electronics Course covering the design, use and maintenance of electronic instruments used in nuclear physics, radio chemistry and in work with radio isotopes, will be held at the Isotope School, at Harwell, from November 1st to 5th. Physicists and electronic engineers, holding a degree or equivalent qualification, can obtain application forms from the Electronics Division, A.E.R.E., Harwell, Didcot, Berks. Attendance is limited and the fee is 12 guineas, excluding accommodation.

The operating frequency of the Lugo, Spain, Consol Station has been changed from 303 kc/s to 285 kc/s. The Seville station recently changed from 311 to 315 kc/s.

I.E.E. Students.—The new chairman and vice-chairman of the London Students' Section of the I.E.E. are M. C. Cubitt (Pye, Ltd.) and M. H. F. Collins (B.T.H.), respectively.

I.P.R.E.—At the inaugural meeting of the Yorkshire section of Incorporated Practical Radio Engineers (previously the Institute of Practical Radio Engineers), over 150 servicemen and traders were present. The local secretary is P. A. Senior, 5, Calverley Moor Avenue, Thornbury, Bradford, 3.

A miniature TV camera, manufactured by Pye, Ltd., was used recently at the Hospital for Sick Children, Great Ormond Street, London, to enable 100 surgeons to watch a series of operations. The surgeons were attending the inaugural meeting of the British Association of Pediatric Surgeons.

A new Third Programme Transmitter is to be built by the B.B.C. at Swansea, Glamorgan. Rated at 1 kW, it will operate on 1546 kc/s (194 metres).

Tape Letters.—A miniature spool of 120ft of tape, weighing less than 1½ oz and, therefore, particularly suitable for recording messages for posting, has been produced by Grundig. The "Mailspool," which permits six minutes recording on each track at 3¼ in/sec, costs 6s 9d (export price 4s).

Hungarian TV.—Preparatory to planning the country's television service experimental transmissions are being radiated in Budapest. Some 200 foreign-made television receivers are said to be in use in the city for this investigation.


Indian Manufacturers.—A new class of membership—associate members—has been introduced by the Radio Manufacturers' Association of India to provide for smaller manufacturers. The member-firms constituting the R.M.A.I. committee are:—General Electric Company of India; Gramophone Company; International General Electric Company (India); Murphy Radio of India; National Ekco Radio & Engineering Company; Philips Electrical Company (India) and Radio & Electrical Manufacturing Company.

Glass being one of the many raw materials used in radio and electronics, we make no apology for drawing readers' attention to the information centre provided by the Glass Manufacturers' Federation at its new headquarters at 19, Portland Place, London, W.1.

Electronic Cooking.—The first electronic bakery in France is being set up by the French Ministry of Agriculture in Paris. It is planned to produce up to 30 tons of bread a day. Radio-frequency cooking has been used on a small scale in the United States for the commercial preparation of foodstuffs, but, according to our contemporary, *Electronics*, domestic r.f. cookers are being "home tested," and mass production at \$1,000 each is planned for 1955.



**ECHO OF THE ECLIPSE.** Radio astronomers as well as optical astronomers were in Norway to observe the eclipse of the sun this year. The equatorially-mounted aerials shown here were set up on a peninsular near Sandefjord by an expedition from the M.o.S. Radar Research Establishment led by C. R. Ditchfield (right). Measurements of solar noise were made on a wavelength of 8 mm, the reflectors being arranged to follow the course of the sun.



**“W.E.” Editorials**—The index to Dr. Howe’s editorials in *Wireless Engineer* during the past twenty-eight years, to which we referred last month, has been prepared personally by Dr. A. J. Small, of the Department of Electrical Engineering, The University, Glasgow, W.2. We omitted to state that the index, which is obtainable direct from Dr. Small, costs 5s.

No fewer than 2,500 British Standards, current at March 31st, are listed and briefly described in the 1954 edition of the “British Standards Yearbook.” It also gives particulars of work in hand by the various Industry Standards Committees. The Yearbook is obtainable from the British Standards Institution, 2, Park Street, London, W.1, price 12s 6d.

Readers concerned with the Transport of Goods may like to know of the publication of the new “ABC Goods Transport Guide,” published by *Motor Transport*. It includes a directory of operators of regular, long-distance road transport services and of specialist carriers. It costs 3s 6d (inc. postage).

Nottingham Central Library has issued a catalogue of some 200 books and periodicals on radio, television and radar which are available through its various branches. Journals are kept for three months, except in the case of *Wireless Engineer*, which is available from 1936, and *Wireless World* for the past six years.

## EDUCATIONAL OPPORTUNITIES

The course of ten lectures on “Crystal Valves and Transistors” at the Borough Polytechnic, London, S.E.1, which proved so popular last year that it was run in triplicate with a total attendance of some 300, is being given in duplicate this year. The lectures, by members of the Mullard research and development staff, will be given on Tuesdays at 3.0 and 7.0 beginning on October 19th. The fee is 2 guineas. For the fourth successive year the Borough Polytechnic is also arranging a course of lectures on “The Fundamental Principles of Pulse Techniques.”

A thirteen-week intensive Course in Electronics, designed to give those unable to take a long course an insight into the underlying principles and some of the applications of electronics, is provided by the Norwood Technical College, London, S.E.27. The college also provides a three-year full-time course in telecommunication engineering, one-year courses for the 1st and 2nd Class P.M.G. Certificates, and part-time day and evening courses in radar principles and techniques, radio and television servicing, television theory and for the Brit.I.R.E. Graduate examination.

The prospectus of Evening Courses arranged by the Electrical Engineering Department of The Polytechnic, Regent Street, London, W.1, includes approved telecommunication courses for the award of the Ordinary and Higher National Certificates and courses in radio and television servicing in preparation for the examination of the Radio Trades Examination Board.

**Day and Evening Classes** covering communication engineering (National Certificate courses), City and Guilds telecommunication engineering, and radio and television servicing, are listed in the prospectus of the Department of Electrical Engineering and Applied Physics of the South East London Technical College, Lewisham Way, S.E.4.

**Amateur Classes.**—We have been notified of a number of establishments providing classes during the coming session in preparation for the Radio Amateurs’ Examination. Among them are the Wembley Evening Institute, Copland School, Wembley Hill, Middx. (Mondays); Ilford Literary Institute, Cranbrook Road, Ilford, Essex (Wednesdays); South East London Technical College, Lewisham Way, S.E.4 (Tuesdays); and the Grafton School, Eburne Road, Holloway, London, N.7 (Mondays). Courses commence on or after September 20th.

The recently formed Electrical Section of the Wilmslow Guild (Adult Education Centre), 1, Bourne Street, Wilmslow, Cheshire, is planning a series of classes of instruction in electronics. They will be held at 8.0 on Tuesdays beginning September 28th.

## RADIO EXPORTS

Among the eight members of the new Export Panel formed by the British Standards Institution to advise on standards in relation to exports and how best B.S.I. can assist export trade are J. W. Ridgeway, of Edison Swan, and Leslie Gamage, of the G.E.C.

Navigational radar equipment, radio transmitters, receivers and associated test equipment are to be supplied by Marconi’s for five warships of the Egyptian Navy.

Radio-telephone equipment, including a 15-W fixed station, three smaller fixed stations and five mobile transmitter-receivers, has been supplied by Pye, Ltd., to the Lisbon Tramway Company.

Radio equipment, including receivers, transmitters, teleprinters, terminal equipment and aerials, is listed among the products to be secured by the Burma Purchasing Mission to visit this country.

**U.S. Enquiry.**—Details of British-made industrial electronic equipment, inter-communication systems and p.a. gear are being sought by Warmington, Woodcock and Williams, Inc., 423, South 11th Street, Minneapolis, Minnesota, U.S.A. Interested manufacturers should send literature and c.i.f. prices in U.S. dollars by airmail.

**Colombian Agency.**—Casa Dyrma Ltda, Edificio Banco de Bogota, Oficina 632, Bogota, Colombia, have informed the British Embassy at Bogota that they are interested in

acting as agents for U.K. manufacturers of electronic equipment. A long list of equipment, components and accessories is given in the announcement of this enquiry by the Export Services Branch of the Board of Trade (Ref. ESB/15127/54).

King's Dock, Singapore, has recently been equipped with a public address system by the G.E.C. It comprises six horn loudspeakers mounted on the lighting pylons, which are fed by two 30-W amplifiers and have a range of a quarter of a mile. Microphone points are provided at intervals around the dock.

Ekco Electronics, Ltd., have secured an order from the Carborundum Company, of Niagara Falls, New York, for a thickness gauge installation for measuring Carborundum coated abrasive products during various stages of manufacture.

Decca Radar is to be fitted in ships of the South African Navy, which, it is understood, is the twenty-sixth navy to use Decca equipment.

## INDUSTRIAL NEWS

Radio manufacturers participating in the **British Trade Fair** to be held in Baghdad from October 25th to November 8th include Pye (who are planning to demonstrate closed-circuit television), B.T.H., G.E.C. and S.T.C. The fair is being organized by British Overseas Fairs, Ltd., 21, Tothill Street, London, S.W.1, on behalf of the Federation of British Industries.

The new 20,000-ton Shaw Savill liner *Southern Cross*, the first passenger ship without any cargo space, is being equipped with Marconi Marine transmitters, receivers, sound reproducing equipment, radar, direction finders and echometer equipment.

Coaxial telephone cables and television camera cables and accessories will be shown by B.I. Callender's Cables at the International Trade Fair at Leipzig (September 5th to 15th).

Marconi Marine radio-communication equipment is to be fitted in the new 3,300-ton cable ship *Recorder* which is being built for Cable & Wireless.

What is believed to be the first installation of v.h.f. radio-telephone gear in British fishing craft has been completed by Rees Mace Marine in two vessels of the Clay-deep Fishing Company, of Grimsby.

Standard Telephones & Cables, Ltd., have erected a new factory at Southampton New Docks for the production of submarine telephone cable and repeaters.

Leevers-Rich Equipment, Ltd., has moved from Wardour Street, London, W.1, to 78, Hampstead Road, London, N.W.1 (Tel.: Euston 1481). The studios of the associated company, Leevers Rich & Company, Ltd., professional recordists, are remaining at 80, Wardour Street, where Western Electric recording equipment has recently been installed to provide a sound-on-film transcription service.

Ferguson Service.—The Birmingham service depot of Thorn Electrical Industries, Ltd., has moved to 24, Sheepcote Street, Birmingham, 15 (Tel.: Birmingham, Midland 5291).

Pam (Radio & Television), Ltd., manufacturers of domestic sound and television receivers and sound reproducing equipment, have moved from North London to 295, Regent Street, London, W.1 (Tel.: Langham 7246).

Elesco Electronics, Ltd., has been formed to sell the electronic and electrical equipment handled by Land, Speight & Company, of 73, Robertson Street, Glasgow, C.2.

Anglo-Swiss Screw Company has opened a sales office at 12, St. Ann's Square, Manchester, 2 (Tel.: Deansgate 7552).

## COMMERCIAL LITERATURE

**Core Laminations** made by Magnetic and Electrical Alloys are now available from H. W. Forrest, 349, Haslucks Green Road, Shirley, Birmingham, who are sole distributors in England. The latest catalogue of chokes and transformers from this firm includes isolating transformers for the heaters of c.r. tubes with heater-cathode shorts.

**Transformers and Chokes** as specified for the Osram 912 amplifier (see p. 430) are described in a leaflet from Partridge Transformers, Tolworth, Surrey.

"**Proc. L.L.L.**," described as a "journal of random frequency," gives frank opinions on electronic instruments and test gear of various makes for which Livingstone Laboratories are agents. Qualities of "handleability" are assessed. No. 1, Vol. 1, from Livingstone Laboratories, Retcar Street, London, N.19.

**Powder Cores and Magnets**; their production and use described in a booklet "Gecalloy Low Loss Cores and Micropowder Magnets" which also gives technical specifications, performance graphs and suitable core designs for various applications. From Salford Electrical Instruments, Peel Works, Silk Street, Salford, 3, Lancs.

## CLUB NEWS

**Birmingham.**—At the meeting of the Slade Radio Society on September 3rd, A. B. Cape, M.B.E., will speak on "The Balancing of Rotors." The subject for the meeting on September 17th is "The Possibilities of Interplanetary Travel," introduced by W. E. Merrill. Meetings are held on alternate Fridays at 7.45 at the Church House, High Street, Erdington. Sec.: C. N. Smart, 110, Woolmore Road, Erdington, Birmingham, 23.

**QRP Exhibition.**—Plans are being made by the QRP Society to hold an exhibition at Walton-on-Thames on October 30th. In addition to displays of amateur-constructed gear—including television—there will be exhibits of components and commercial sound and vision receivers. Provisions are being made for the demonstration of high-fidelity equipment and radio-controlled models. The exhibition will be held in St. Mary's Parish Church Hall, admission 1s. Sec.: J. Whitehead, 92, Rydens Avenue, Walton-on-Thames, Surrey.

**South Shields.**—The opening meeting of the winter programme of lectures and demonstrations for members of the South Shields and District Amateur Radio Club (G3DDI) will be held at 8 on September 10th in the Trinity House Social Centre, 134, Laygate Lane, South Shields. The club is installing transmitting equipment at the South Shields annual flower show (August 26th to 29th) which will be in operation in the 20-, 40- and 80-metre bands, using the specially allocated call-sign GB3SFS. Sec.: W. Dennell (G3ATA), 12, South Frederick Street, South Shields, Co. Durham.

## MEETINGS

### British Institution of Radio Engineers

**London Section.**—"Computing Circuits in Flight Simulators," by Dr. A. E. Cutler, B.Sc. (Redifon), at 6.30 on September 29th at the London School of Hygiene and Tropical Medicine, Keppel Street, Gower Street, London, W.C.1.

### British Sound Recording Association

**London.**—Presidential address by N. Leevers, B.Sc., at 7.0 on September 24th at the Royal Society of Arts, John Adam Street, London, W.C.2.

**Manchester Centre.**—"New Reproducing Equipment," by J. S. Holiday, at 7.30 on September 13th at the Engineers' Club, Albert Square, Manchester.



# V.H.F. Broadcasting : B.B.C. Plans

## COVERAGE OF FIRST NINE F.M. STATIONS



A ROUGH idea of the approximate areas to be covered by the first nine v.h.f. stations which the Government has at last sanctioned can be gained from this sketch map, based on information provided by the B.B.C. At each of the nine stations six transmitters will be installed—two in parallel for each of the three programmes to be radiated. The first station to be brought into service will be at Wrotham, Kent, where there are already two transmitters which have been used experimentally since 1950. It will be in operation next May. The other eight stations, which will be at the sites of the existing and projected television stations and will use the same masts, are to be completed by the end of 1956. Pontop Pike and Divis will be the second and third stations to be brought into operation.

Details of the frequencies to be used have not yet been announced by the B.B.C. It is, however, presumed they will be within the framework of the Plan for Band II drawn up at Stockholm in 1952, although, in fact, the U.K. was not a signatory to the Plan because at that time it was not known what method of modulation would be employed. The frequencies allocated to each of the projected transmitters in the Stockholm Plan are tabulated below. The figure in brackets is the effective radiated power in kilowatts.

The B.B.C. has already placed orders with Marconi's and S.T.C. for 64 transmitters varying from 1 to 10 kW.

	Mc/s
Wrotham, Kent [120]	89.1 91.3 93.5
Pontop Pike (Newcastle) [60]	88.5 90.7 92.9
Divis (Belfast) [60]	90.1 92.3 94.5
South Devon [60]	88.1 90.3 92.5
Meldrum, Aberdeenshire [60]	88.7 90.9 93.1
Holme Moss (Manchester) [120]	90.1 92.3 94.5
Sutton Coldfield (Birmingham) [120]	88.3 90.5 92.7
Norwich, Norfolk [120]	89.7 91.9 94.1
West Wales [60]	88.9 91.1 93.3

# 21st National Radio Show

## STAND-TO-STAND PREVIEW OF TECHNICAL EXHIBITS

**T**HE annual exhibition of British domestic radio equipment opens at Earls Court on August 25th. The preview of technical exhibits presented in the following pages differs from that given in the past few years in that it is a stand-to-stand report instead of a tabulated list of products. Prepared from information given to us by exhibitors, it will inevitably be incomplete in that there are bound to be a few manufacturers who will await the actual opening of the show to uncover their latest productions. Despite this, we feel that the following pages will provide a useful guide to visitors and a comprehensive survey for readers unable to attend the show.

The Radio Industry Council, which organizes the show, has again arranged for collective displays of electronic equipment. There are four such displays—two on the ground floor (marked E1 and E2 on the plan opposite) and two on the first floor (E3 and E4).

The exhibits will not, this year, be grouped together

under "applications" except in the case of radio control gear. In all some twenty-five examples of applied electronics will be shown and demonstrated.

The industry, the Radio Trades Examination Board and some training establishments have co-operated in providing this year's Technical Training Display, located near the B.B.C. Studio, which, as usual, occupies a large part of the first floor. The focal point of the display is a 15-minute film on training in industry. To reach the cinema, which will hold about 50, one passes displays illustrating machine shop practice, glass manipulation, component manufacture, circuit testing, servicing and aerial techniques.

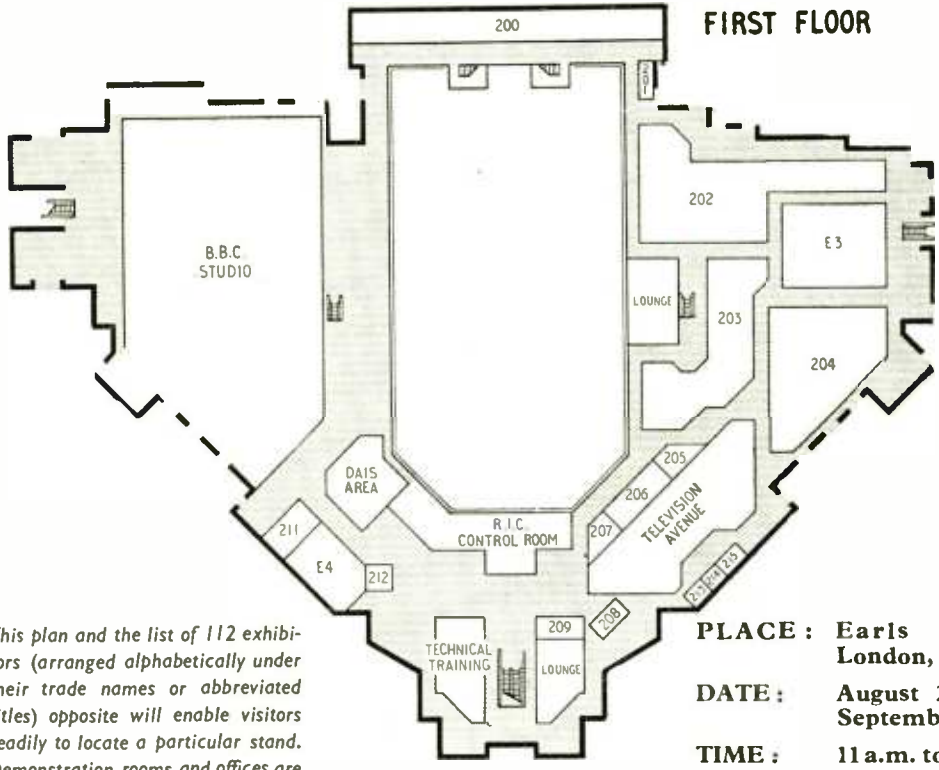
This year's television distribution system at the exhibition provides, in addition to a signal on Channel 4 (used to avoid interference from Alexandra Palace), a Band III signal superimposed on the same cable network. This signal will be a simple picture for demonstration purposes only.

## ALPHABETICAL LIST OF EXHIBITORS AND GUIDE TO THE STANDS

Name	Stand	Name	Stand	Name	Stand
Acos .. .. .	44	G.E.C. .. .. .	68 (D8)	R.A.F. .. .. .	203
Aerialite .. .. .	64	Garrard .. .. .	71	R.G.D. .. .. .	93
Alba .. .. .	35	Gibbs .. .. .	20	R.S.G.B. .. .. .	209
Ambassador .. .. .	41	Goodmans .. .. .	63	R.T.R.A. .. .. .	206
Antiference .. .. .	34			Reflectograph .. .. .	207
Argosy .. .. .	8			Regentone .. .. .	38
Army .. .. .	202	H.M.V. .. .. .	10 (D22)	Roberts .. .. .	102
Associated Technical Mfrs. .. .. .	25	Hobday .. .. .	78	Rola Celestion .. .. .	3
Avo .. .. .	61	Hunt .. .. .	90		
B.B.C. .. .. .	200	Invicta .. .. .	95	S.T.C. .. .. .	82
Baird .. .. .	88			Simon .. .. .	104
Belling-Lee .. .. .	67	J.B. Cabinets .. .. .	18	Sky-Masts .. .. .	30
Bernards .. .. .	24	J-Beam Aerials .. .. .	31	Slingsby .. .. .	50
Bowmaker .. .. .	47			Sobell .. .. .	12
Brimar .. .. .	6	K.B. .. .. .	70	Star, The .. .. .	211
<i>British Radio and Television</i> .. .. .	215	Keith Prowse .. .. .	1	Stella .. .. .	55
British Railways .. .. .	43	Kerry's .. .. .	19		
Brown Bros. .. .. .	91				
Bulgin .. .. .	99	Linguaphone .. .. .	21	T.C.C. .. .. .	101 (D17)
Bush .. .. .	86, 89 (D15)*	Lloyds Bank .. .. .	48	Taylor .. .. .	54
		Lugton .. .. .	46 (D25)	Telemax .. .. .	81
Chald .. .. .	26			Telequipment .. .. .	80
Champion .. .. .	33	M.o.S. .. .. .	122	Telection .. .. .	5
Channel Electronic Industr.e; .. .. .	214	McMichael .. .. .	72	Television Society .. .. .	205
Collaro .. .. .	11 (D26)	Marconiphone .. .. .	13 (D27)	Thompson, Diamond & Butcher .. .. .	15
Cossor .. .. .	57 (D11)	Masteradio .. .. .	62	<i>Times, The</i> .. .. .	42
		Midland Bank .. .. .	52	Trix .. .. .	65
Decca .. .. .	39 (D28)	Mullard .. .. .	56 (D3, D29)		
Defant .. .. .	106 (D13)	Multicore .. .. .	100 (D18)	Ultra .. .. .	69
Domain .. .. .	213	Murphy .. .. .	40 (D24)	United Appeal for the Blind .. .. .	201
Dubilier .. .. .	83				
Dynatron .. .. .	103	National Provincial Bank .. .. .	27	Valradio .. .. .	29
		Navy .. .. .	204	Vidor .. .. .	87 (D16)
E.A.R. .. .. .	49	Nera .. .. .	208		
E.M.I. .. .. .	9, 73 (D21, D23)			Waveforms .. .. .	75
Econasign .. .. .	23 (D5)	Pam .. .. .	4, 84 (D19)	Wearite .. .. .	74 (D20)
Ediswan .. .. .	37	Peto Scott .. .. .	60	Westinghouse .. .. .	2
Ekco .. .. .	22, 92 (D6, D7)	Philco .. .. .	36	Westminster Bank .. .. .	7
<i>Electrical and Radio Trading</i> .. .. .	32	Philips .. .. .	96, 97 (D14)	White-Ibbotson .. .. .	98
English Electric .. .. .	85 (D2)	Pilot .. .. .	59	Whiteley Electrical .. .. .	105 (D12)
Ever Ready .. .. .	66	Plessey .. .. .	28 (D9)	<i>Wireless &amp; Electrical Trader</i> .. .. .	17
		<i>Practical Wireless</i> .. .. .	51	<i>Wireless World and Wireless Engineer</i> .. .. .	45
Ferguson .. .. .	14 (D4)	Pye .. .. .	94 (D10)	Wolsey .. .. .	16
Ferranti .. .. .	58, 76 (D1, D30)				

\* Demonstration rooms and offices are prefixed with "D".

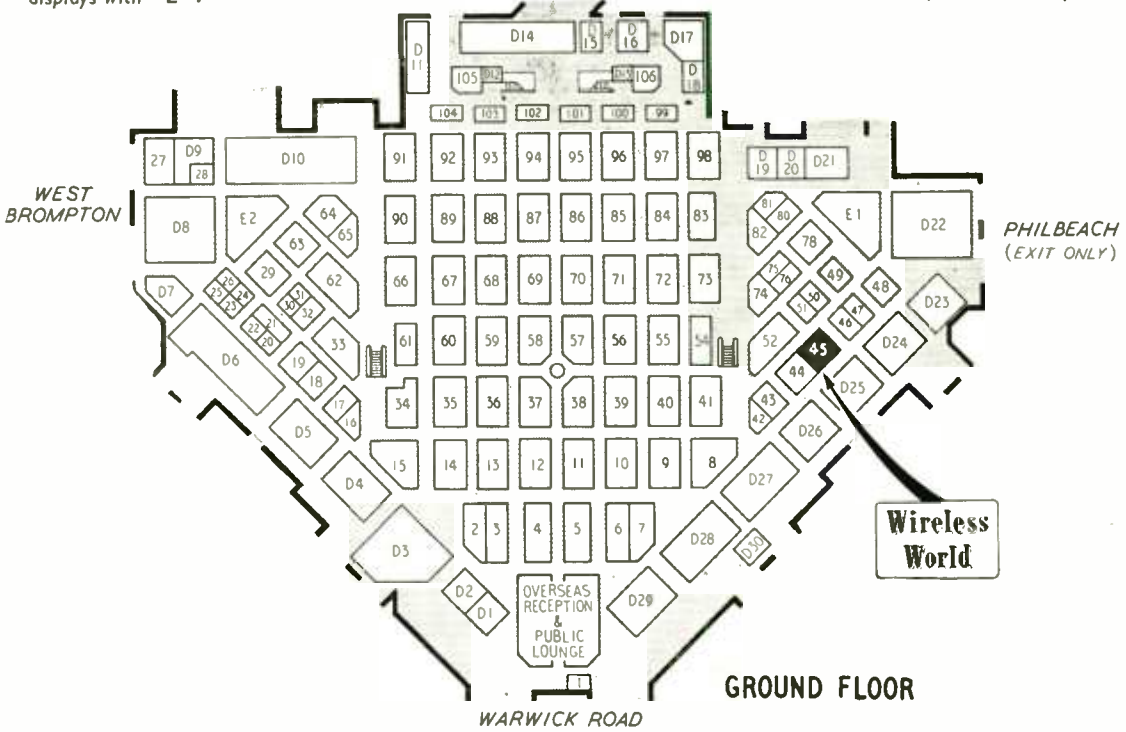




**FIRST FLOOR**

*This plan and the list of 112 exhibitors (arranged alphabetically under their trade names or abbreviated titles) opposite will enable visitors readily to locate a particular stand. Demonstration rooms and offices are prefixed with "D" and electronic displays with "E".*

**PLACE :** Earls Court, London, S.W.5  
**DATE :** August 25th to September 4th  
**TIME :** 11 a.m. to 10 p.m.  
**ADMISSION :** 2s 6d (children 1s)



**GROUND FLOOR**

# Guide to the Stands

## ACOS (44)

Components employing piezoelectric crystals have always been one of the principal products of this firm. This year the "Hi-g" pickup movement, designed to track the highest record groove accelerations which are, or can be, engraved on a record, will be seen in a wide variety of types, including plug-in heads for most well-known proprietary gramophone units.

A recent addition to the range of crystal microphones is the Type MIC36 which is adaptable to a variety of applications.  
Cosmocord Ltd., 700 Great Cambridge Road, Enfield, Middlesex.

## AERIALITE (64)

Aerials for sound and television broadcasting and cars, with a wide range of aerial accessories and cables of various kinds, will be found on this stand. There will be two new "Aerfringe" type television aerials, one a 3-element 7.5-db gain model and the other a 4-element 11-db model. Some specimens of Band III aerials will also be available, together with other v.h.f. types.

A new "Mastatic" aerial fitted with an 18-ft whip is of the anti-interference type. Another new item is a partially air-spaced 72-ohm coaxial cable of extra low-loss qualities to meet fringe area and Band III requirements.  
Aerialite Ltd., Castle Works, Stalybridge, Cheshire.

## ALBA (35)

Two completely new television receivers, T321 (14in) and T324 (17in) have been added to the Alba range. These are designed for Band I and Band III and employ special valves in a 19-valve circuit using turret tuning. The specification includes a.g.c. and interference suppression on both sound and vision, frame flyback suppression, built-in aerial attenuation and a forward-facing loudspeaker.

In addition to the C114 miniature all-wave superhet and the 707 mains/battery portable radio-gramophone, the sound receiver range will include a new moderately priced 5-valve a.c./d.c. table model (3122) with built-in aerial.  
A. J. Balcombe Ltd., 52-58 Tabernacle Street, London, E.C.2.

## AMBASSADOR (41)

In all there will be five television models in the Ambassador programme, making use of completely redesigned chassis with turret tuners for Bands I and III stations. Sets will go out with Band I coils, and others will be supplied as additional programmes become available. The TV15CR is a combined television and sound receiver.

Four sound receivers will be shown, and two radio-gramophones, including the Viscount (Series III) with 8-waveband receiver, 3-speed record changer and storage for 200 records.

R. N. Fitton Ltd., Princess Works, Brighouse, Yorks.



## ANTIFERENCE (34)

The range of television aerials made by this firm offers a wide variety of types for home and overseas requirements. Considerable emphasis is placed on the "Snapacitor" feature which permits virtual assembly at the factory and also does away with actual metal-to-metal contacts in the electrical circuitry of the aerial.

Of particular interest to overseas visitors will be the wide range of television and v.h.f. aerials for the particular frequencies and polarizations used in other countries. The pre-assembly feature is also embodied in these models.  
Antiference Ltd., 67 Bryanston Street, London, W.1.

## ARGOSY (8)

Three-speed automatic record changers are used in all the latest radio-gramophones to be shown by this firm, while the receiver sections cover long, medium and short waves. In each model the 10in loudspeaker is fed from a pentode capable of giving 4 watts output at less than 5% distortion. Two superhet receivers will also be shown, the five-valve TR525 and the six-valve TR626/U.  
Argosy Radiovision Ltd., Argosy Works, Hertford Road, Barking, Essex.



Baird P2114 two-band receiver with 14-in tube.

Left: Ambassador corner console, TV15CC.

Right: Argosy 5-valve superhet TR525.



#### ARMY (202)

The space devoted to the Regular Army's exhibit is shared by the Royal Corps of Signals—the operators of its telecommunications system—and the Royal Electrical and Mechanical Engineers, responsible for the maintenance of the equipment.

An Air Support Signal Unit armoured vehicle, equipped with sets Nos. 52 and 62 and a v.h.f. transmitter-receiver, which provides direct communication between forward troops requiring air support and H.Q., will be on view. The supporting aircraft are "talked" on to the target through the v.h.f. set.

Some of the aids used in training telecommunication and radar mechanics and control equipment electricians will be displayed.  
*War Office, Whitehall, London, S.W.1.*

#### ASSOCIATED TECHNICAL MANUFACTURERS (25)

Manufacturers of cables, wires and sleeveings for radio and industrial purposes. Special grades of heat-resisting sleeveings will be shown in addition to standard p.v.c. and polythene coverings.

*Associated Technical Manufacturers Ltd., Vincent Works, New Islington, Manchester 4.*

#### AVO (61)

While basically the existing range of Avometers and test equipment will remain largely unchanged, usefulness is being extended by the introduction of some new multipliers to cover the higher voltages now encountered in television equipment. Expected to be shown will be one extending the range of the Model 8 Avometer and other 20-k $\Omega$ /V instruments to read up to 25 kV.

In addition to test equipment coil winding machines of various kinds will be available for inspection.  
*Automatic Coil Winder and Electrical Equipment Co. Ltd., Winder House, Douglas Street, London, S.W.1.*

#### B.B.C. (200)

Working models illustrating operational processes and pieces of equipment in operation are again a feature of this stand. Among the "how it works" exhibits are a model television camera illustrating the operation of the "zoom" lens, equipment for measuring the characteristics of telephone lines, a representation of the reflection of radio waves by the ionosphere and sound recording equipment.

Developments in technical facilities for the production of studio and outside broadcast sound programmes will be illustrated by several new pieces of equipment and visitors will see some of the methods used in producing sound effects for programmes.  
*British Broadcasting Corporation, Broadcasting House, London, W.1.*



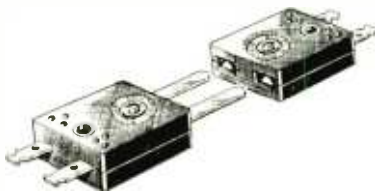
*Avo 25-kV multiplier for extending the range of certain Avometers.*



*Alba Model 3122 a.c./d.c. receiver.*



*Acos Type GP20 "Hi-g" crystal pickup.*



*Bulgin "Domina" 2-pole plug and socket.*

#### BAIRD (80)

Some television receivers shown will have a turret tuner for Bands I and III. This tuner is normally fitted with coils for three Band-I channels and two Band-III channels, but up to seven further channels can be covered by extra coils. A 14-in table model and three 17-in models will be available. Single-channel sets will also be on view.

All sets can be supplied as fringe-area models, with flywheel sync and a form of vision a.g.c.  
*Hartley Baird Ltd., 37-39 Thurloe Street, South Kensington, London, S.W.7.*

#### BELLING-LEE (67)

Aerial equipment of all kinds, radio interference suppressors and a wide range of important items such as terminals, plugs and sockets and fuses, are the main exhibits to be found on this stand.



*Belling-Lee double "Junior Multi-rod" for fringe areas.*

Television aerials will include, on the one hand, simple designs for in-door use and on the other quite elaborate multi-element systems for extreme fringe-area conditions. An amplifier installed at the masthead and requiring no special cabling is another fringe-area aid to better reception. Distribution amplifiers will also be included.

There will be a new and almost miniature television interference suppressor for fitting in the mains leads of small domestic appliances; it will carry up to 2 A and is described as the "Telefilter."  
*Belling & Lee Ltd., Great Cambridge Road, Enfield, Middlesex.*

#### BRIMAR (6)

Among cathode ray tubes on show will be a new 21-in tube, type C21HM, which has an improved tetrode gun assembly giving better focusing and minimum astigmatism. A 17-in self-focusing tube, type C17JM, will also be displayed. This incorporates an internal focusing electrode and so avoids the need for external focusing magnets and controls.

The range of valves will meet the requirements of both high-quality and economical a.m./f.m. receivers, and various circuits for these will be displayed. There will also be special quality valves at lower prices than hitherto and valves for Band III tunable television receivers.  
*Standard Telephones and Cables Ltd., Footscray, Sidcup, Kent.*


#### BULGIN (99)

Connectors, signal lamps, knobs, switches and a host of other small, but quite vital, items in electronic and radio equipment comprise the main activities of this company. Among the newest items are a Lilliput lampholder no larger than a little-finger nail; miniature micro-switches which operate by almost a feather-weight touch and some new multipole connectors. One pattern is in the form of a strip with the plugs, or sockets, in line and self-centring;





Bush 14-in table model TV.43 with flyback suppression.



Dubilier "Hi-K" ceramic feed-through and midget moulded silvered mica Type SM22 capacitors.

another new design takes the form of a 2-pole unit (plug or socket) which can be mounted in line or stacked vertically to give almost any number of connections. They are mainly intended for inter-chassis or inter-unit connection, one part being on the chassis the other on the rack or cabinet, when the chassis is pushed home all the contacts, which are self-aligning, engage.  
A. F. Bulgin & Co. Ltd., Bye-pass Road, Barking, Essex.

#### BUSH (86, 89)

Television receivers shown by this firm all include tuners for Bands I and III, tuning on each band being continuous with a band selector switch. All models, too, have a.g.c. on sound and a form of a.g.c. on vision, the control voltage in this case being derived from the sync-separator grid current. One model, the TV33, has flywheel synchronizing. All the sets are of the a.c./d.c. type.

Table models with 12-in, 14-in and 17-in tubes will be shown, a console with a 17-in tube and the Mobile 17, which is a floor model with a 17-in tube.

Sound-broadcast receivers will include the well-known DAC90A and a battery set introduced last year. A new set is the AC41 and an a.c./d.c. counterpart—the DAC41.



Champion "Midget" receiver, Model 825.



Collaro "54" 3-speed record changer.

A radio-gramophone with a three-speed motor and auto-changer will be shown. An exhibit of particular interest at the present time will be a v.h.f. broadcast receiver.  
Bush Radio Ltd., Power Road, London, W.4.

#### CHALD (26)

Shown by this firm will be a new indoor television aerial in the form of a single-turn square "loop" known as the "Sqarial." It is said to give a 20-% gain over a dipole, has a back-to-front ratio of 7 db and may be expected to give satisfactory reception up to 30 to 35 miles. It is less than 3 ft square.  
Chald Products Ltd., 184 Low Road, Leeds, 10.

#### CHANNEL (214)

Television pattern generators will be shown, one model, T1, for Band I and another, T2, for Bands I and III. Also on view will be television pre-amplifiers, multi-outlet distribution amplifiers, and t.v.i. suppression units.  
Channel Electronic Products, Ltd., Burnham-on-Sea, Somerset.

#### CHAMPION (33)

This year Champion are concentrating on sound receivers, and in particular small portable and "midget" table models.

Model 825, a "midget" table receiver for a.c./d.c. mains, is new and will be available in a plastic cabinet with a choice of colour. Ferrite rod aerials are used in the Model 822 battery suitcase portable

and in the Model 820 "Radio Revler" transportable 3-speed radio-gramophone. The larger Model 781, which is a 7-valve superhet mains-battery portable of high sensitivity, is being continued. Record playing equipment includes the portable "Revler" with crystal pickup, amplifier and 5-in loudspeaker.  
Champion Electric Corporation Ltd., Drove Road, Newhaven, Sussex.

#### COLLARO (11)

A new record changer, Model 54, which mixes 7, 10 and 12-in records and has a constant change time, irrespective of the turntable speed, will be shown; also a new inexpensive 3-speed motor unit with turnover pickup cartridge (AC3/554).

"Transcription" units (Models 2,000 and 2010) fitted with the Collaro "Studio P" crystal pickup will be of special interest to high-quality enthusiasts.  
Collaro Ltd., Ripple Works, Bye-pass Road, Barking, Essex.

#### COSSOR (57)

In sound broadcast receivers the most interesting exhibits on the stand will be two models capable of receiving v.h.f. as well as existing programmes. The model 523 covers three wavebands and uses seven valves, while the model 522 is a radio-gramophone with an automatic record changer.

Most of the television receivers on show will either be tunable to Bands I and III or will have facilities for the addition of a tuner unit.

A. C. Cossor Ltd., Cossor House, Highbury Grove, London, N.5.

#### DECCA (39)

Four television receivers with direct-viewing 14-in or 17-in tubes will be shown as well as a projection receiver (Model 1000). There will also be two television-radio-gramophones. The Model RG98 and 102 radio-gramophones have 3-waveband receivers and 3-stage audio amplifiers.

Record reproducers made by this firm include a new "Panatrop" which is an inexpensive console incorporating a Garrard RC/111 record changer with a 3-stage negative feedback amplifier giving 2½ watts. Another interesting model is the "Deccamatic II" portable player which employs a single pentode amplifier with a Collaro 3-speed motor and crystal pickup.  
Decca Record Company, Ltd., 1-3 Brixton Road, London, S.W.9.

#### DEFIANT (106)

The five television receiver models exhibited cover both bands, being pre-set for any station in Band I and adjustable by the user to all eight channels of Band III. The



sets include a mains filter and the line time-base is completely screened.  
*Co-operative Wholesale Society Ltd., 1 Balloon Street, Manchester, 4.*

**DOMAIN (213)**

Television receiver tables of metal tubular construction will be on show here. They have undershelves for carrying sound receivers or record players. Equipment for dealers' showrooms will also be displayed.  
*Domain Products Ltd., Domain Works, Barnby Street, London, N.W.1.*

**DUBILIER (83)**

Capacitors, resistors, fixed and variable, and radio interference suppressors comprise the main radio parts in which this firm specializes. Miniaturization being an all-important requirement to-day, attention is being given to this aspect of design and some midget moulded silvered mica capacitors in a useful range of values are now available.  
 Among the ceramic dielectric capacitors interest will be focused on the "Hi-K" feed-through, stand-off and bushing styles in view of their particular suitability as r.f. by-pass capacitors in v.h.f. and Band III television receivers.

Dubilier will have one of the smallest insulated  $\frac{1}{2}$ -W resistors made in the Type BTS and some pre-set "Q" type potentiometers with insulated knobs intended primarily for television sets.  
*Dubilier Condenser Co. (1925), Ltd., Ducon Works, Victoria Road, North Acton, London, W.3.*

**DYNATRON (103)**

A range of large radio-gramophones will be on this stand and among them the Ether Marshal, a new model, is noteworthy for its elaborate specification. It is a 5-band set with an earthed-grid r.f. stage on short waves. There is variable selectivity and provision for the connection of an f.m. tuner. The a.f. amplifier, on a separate chassis, has a push-pull triode output stage.

The model TV27C television receiver, for a.c. only, has a 17-in tube and a.g.c. on both sound and vision channels. There is a black-level stabilizing circuit, a black spotter, and an anti-flutter circuit.

A television "mast-head" pre-amplifier for fringe-area reception will be on view; also a range of nucleonic and electronic equipment.  
*Dynatron Radio Ltd., The Firs, Castle Hill, Maidenhead, Berks.*

**E.A.R. (49)**

Portable electric gramophones are a speciality of this firm, and models are available, with three-speed turntable motors or record changers, all of which play with the lid closed. The Model A750 high-quality instrument is fitted with a 10-in x 6-in elliptical loudspeaker and separate bass and treble tone controls.

Other products of this firm include a console record reproducer with 8-watt push-pull output, a 12-watt portable a.c./d.c. amplifier for p.a.

work, and a range of high-quality amplifiers for a.c. mains.  
*Electric Audio Reproducers Ltd., 17 Little St. Leonards, Mortlake, London, S.W.14.*

**E.M.I. (9, 73)**

One of the chief exhibits on these stands will be the BTR/2 tape recorder, which is available in console or transportable form and with tape speeds of either 15 and 30 or  $7\frac{1}{2}$  and 15in/sec. Other tape recorders on show will be the transportable TR/50 with playing times of 64, 32 and 16 minutes (according to tape speed); the "Emicorda" domestic type and the portable battery-driven model L/2 which weighs 14 $\frac{1}{2}$  lb.

Amongst test gear displayed will be a bridge for measuring resistive and capacitive impedance in situ and a signal generator covering the B.B.C. television channels.  
*Electric & Musical Industries Ltd., Hayes, Middlesex.*

**EDISWAN (37)**

Aluminized cathode ray tubes will be the main feature of this stand and the range on show will include the latest 21-in rectangular type. A demonstration exhibit will show the 60 per cent increase in picture brightness obtained by aluminizing.

In valves, the 30L1 cascode double triode and the 30C1 triode pentode frequency-changer will be on view separately and as used in the Ediswan-Clix television turret tuner. This is a 12-position tuner, with pre-tuned r.f. and mixer stages, for multi-channel receivers operating in Bands I and III.


*The Edison Swan Electric Co. Ltd., 155 Charing Cross Road, London, W.C.2.*

**EKCO (22, 92)**


The television receivers exhibited will be types having either a built-in 13-channel turret tuner for Bands I and III or provision for adding such a tuner when required. The tubes range in size from 12-in to 17-in; one of the larger models is the a.c./d.c. type TC209 with flywheel sync, and a form of vision a.g.c.; spot wobble is




Defiant two-band receiver Type TR1755.



Chassis of Dynatron "Ether Marshal."



Left: Cossor Model 523 a.m./f.m. receiver.



Right: Ekco 14-in table model, Type T221.

included and the set is unusual in including an f.m. receiver for Band II.

Among the sound-broadcast receivers, the A239 is of especial interest because it provides for f.m. reception on Band II as well as the normal a.m. bands. It has a built-in Band II aerial and provision is made for the use of a tape recorder.

The New Radiotime is an a.c. set, including an electric clock which can act as an alarm or be set to switch the set on or off at predetermined times.

*E. K. Cole Ltd., Southend-on-Sea, Essex.*

**ENGLISH ELECTRIC (85)**

The "40" series of television sets have a 17-in rectangular tube operating at 14kV and they are of the a.c./d.c. type with a barretter for the control of the heater current. A 12-channel turret tuner is included to cover Bands I and III, but, as the coils in it are changeable, it can also be used for Bands IV and V if required. There are three cabinet styles; the T40 and T41 are table models without and with doors and the C42 is a console with doors.

A tuner unit (the "Rotamatic") enables Band-III reception to be obtained on existing Band I sets. It is a 12-position turret tuner like that in the "40" series sets and it replaces the early valves in English Electric one-band sets. The output

is at i.f. and connection is by plugs to the valveholders.

*The English Electric Co. Ltd., Marconi House, 336-7 Strand, London, W.C.2.*

**EVER READY (66)**

Layer-type batteries for portable receivers will be shown with miniature and sub-miniature layer types for hearing aids. There will also be a range of all-dry battery receivers, including portables and table models, and two tropicalized export receivers. *The Ever Ready Co. (Great Britain) Ltd., Hercules Place, Holloway, London, N.7.*

**FERGUSON (14)**

Television receivers with 12-in, 14-in and 17-in tubes will be shown. The 103T and 105T, using the larger tube sizes, have turret-switch tuners for Bands I and III; others are primarily Band I sets but have provision for the addition of a plug-in three-way tuner unit to cater for two Band III stations. Frame-flyback suppression is used on all sets and Halolight, an illuminated surround to the picture, is now fitted on four of the console models.

Among sound-broadcast receivers, there are three models which give f.m. reception on Band II as well as the normal long, medium and short wavebands. In addition to several radio-gramophones of console pattern, there is a new table model

having a three-speed automatic record changer.

*Thorn Electrical Industries Ltd., 105-109 Judd Street, London, W.C.1.*

**FERRANTI (58, 76)**

An exhibit of considerable interest here will be a table projection television receiver giving a picture size of 16-in x 12-in. The receiver is permeability-tuned over the five channels of Band I. The front end of the receiver is detachable so that it can be replaced by a Band I/Band III tuner unit. Beam current a.g.c. is applied to the final vision i.f. amplifier and this ensures minimum peak white defocusing and enables the set to be operated at a high average brightness level.

Among the valves and cathode-ray tubes on view will be a new 21-in rectangular tube with a 90° deflection angle.

*Ferranti Ltd., Moston, Manchester.*

**G.E.C. (68)**

A range of new sound and television receivers will be on view. New Osram valves notable for their very high slope of 15 mA/V are the Z759 and Z359, both B9A pentodes intended as video amplifiers. The first has a 6.2 V heater and the second a 0.3 A heater. For Band III television tuners there will be the B319 double triode and the LZ319 triode pentode, while a new addition to the audio range of valves will be the N709 output pentode with an anode dissipation of 12 watts.

Among the c.r. tubes will be a development 21-in rectangular tube. *General Electric Co. Ltd., Magnet House, Kingsway, London, W.C.2.*

**GARRARD (71)**

The record changers and gramophone turntable units shown by this firm will be seen in the new standard colour scheme of cream and brown. From a comprehensive range the retooled Model 301 "transcription" motor, the new compact RC110 and RC111 three-speed record changers and the Type GC2 and GCE3 piezo-electric pickups may be selected as worthy of closer inspection. The GC2 is a Rochelle salt crystal turnover unit with a frequency range comparable with that of separate crystal heads, and the GCE3 employs a ceramic element for use under extreme conditions of heat and humidity.

*Garrard Engineering and Manufacturing Co. Ltd., Newcastle Street, Swindon, Wilts.*


**GIBBS (20)**

This firm will be showing a record cabinet with a capacity of 170 records, and a range of tables suitable for television sets.


*Herbert E. Gibbs Ltd., First Avenue, Montague Road, Edmonton, London, N.18.*

**GOODMANS (63)**

This stand will be virtually a sound-proof theatre for the demonstration of high-quality reproduction, and




*Tunable table projection receiver by Ferranti, Model 20T4.*



*J-Beam 3-element Band I television aerial combined with a skeleton slot for Band III.*




*English Electric Rotamatic tuner for Band III television.*




*Ekco "New Radiotime" receiver.*





G.E.C. 16-in console television receiver, Model BT8640.



Right: Kolster-Brandes LG40 radio-gramophone having an a.m.f.m. receiver.



Garrard RC80M 3-speed record changer.



Hunt 50- $\mu$ F 350-V wkg Type L136 miniature electrolytic.

visitors will be able to compare the results obtained with a variety of loudspeaker types and systems, including multiple units with crossover networks. A staff of specialists will be in attendance to answer questions.

A new 12-in, 12-watt reproducer, the "Orlin III," will be shown in which the top response can be modified to give optimum performance on inputs of varying quality. *Goodmans Industries Ltd., Axiom Works, Wembley, Middlesex.*

#### H.M.V. (10)

An important feature of this stand will be a new projection television receiver, Model 1823, with a projection tube of twice the screen area of more usual types. This gives a brighter picture than normally obtainable from such receivers. The current range of 14-in and 17-in direct-viewing sets on show will be available either as two-band versions or as Band I versions which can be modified for Band III reception when required. Three fringe-area sets incorporate a.g.c. on vision and sound, dark-scene contrast expansion, fly-back suppression and interference inversion.

Among the radiograms will be a portable and a transportable, both with a 3-speed record player on a pivoted counterbalanced desk which swings into the back of the cabinet when not in use.

Two new sound receivers will be shown. Model 1360 is a transportable in a plastic cabinet while model 1126 is a 5-valve table receiver. *The Gramophone Co. Ltd., Hayes, Middlesex.*

#### HUNT (90)

The Supermoldseal Type W96 is a new miniature metallized-paper capacitor having a tough cast resin

case which is not easily damaged by accidental contact with a hot soldering iron. Working voltages are 200, 400 and 600 d.c. and capacitance values range from 50 pF to 100,000 pF.

A new miniature single-hole fixing dry electrolytic known as the Type L136 will be shown, together with a range of low-voltage miniature electrolytics measuring 1 in long and  $\frac{1}{4}$  in in diameter, with working voltages of from 12 to 150 V d.c. and in capacitances of 1 to 50  $\mu$ F.

A new development, described as the sprayed plate technique, is said to result in small bulk for a given capacitance.

*A. H. Hunt (Capacitors) Ltd., Bendon Valley, Garratt Lane, Wandsworth, London, S.W.18.*

#### INVICTA (95)

A 13-channel selector switch on the side of the cabinet will be a feature of three television sets to be displayed. These receivers, one 14-in and two 17-in, also incorporate automatic vision gain control (the black-level adjusting circuit), flywheel sync, a dark screen for daylight viewing and a built-in Band I aerial for areas of high signal strength.

A new console radiogram of small size is capable of playing L.P. records and has a receiver section covering the trawler waveband. *Invicta Radio Ltd., 100 Great Portland Street, London, W.1.*

#### J.B. CABINETS (18)

This firm manufacture radio and radio-gramophone cabinets for the trade and their exhibit will comprise a selection of the latest and most interesting types which have been recently produced.

*J.B. Manufacturing Co. (Cabinets) Ltd., 86 Palmerston Road, Walthamstow, London, E.17.*

#### J-BEAM AERIALS (31)

A special feature of this firm's television aerials is that the feeder is connected to one end of the main dipole via an impedance matching stub. The stub can be incorporated in the supporting mast which then becomes virtually an extension of the dipole. They will be showing also a "skeleton slot" aerial for Band III. *J-Beam Aerials Ltd., Cleveland Works, Weedon Road Industrial Estate, Northampton.*

#### K.B. (70)

The television sets to be shown on this stand include a multi-channel turret tuner for Bands I and III. There is a table model with a 14-in tube and another with a 17-in, while the two console types have 17-in tubes. One of these has a tube with electrostatic focus, pre-set in the factory.

Adaptors to enable single-band K.B. receivers to be used on Band III are being produced.

A newcomer to the range of broad-

cast sound receivers is the KR20FM. This is a 6-valve set for a.c. operation which covers the usual medium and long wavebands and also the v.h.f. band. Some of the older models are still being retained, among them the FP151 a.c./d.c./battery portable.

Five radio-gramophones will be shown. Among the new types is the LG40AM/FM in which the receiver covers the f.m. band and has a push-pull output stage.  
Kolster-Brandes Ltd., Footscray, Kent.

**M.o.S. (212)**

The main exhibit on this stand is a telemetering system for guided missiles.  
Ministry of Supply, Shell Mex House, Strand, London, W.C.2.

**McMICHAEL (72)**

The new television receivers will be available with 14-in or 17-in rectangular flat-faced tubes and in table and console models, with or without sound radio receivers. One chassis is common to all the new sets.

Special attention has been given to reliability and service accessibility. The entire chassis can be taken out of its cabinet in 1½ min and the tube in 1¼ min.

These new sets will be adequately supported by a comprehensive range of sound receivers including an a.c./d.c. mains/battery portable set with

a self-contained ferrite rod aerial.  
McMichael Radio Ltd., 190 Strand, London, W.C.2.

**MARCONIPHONE (13)**

Another addition to the "Companion" range of sound receivers will be model T37DA, a 5-valve a.c./d.c. transportable covering two wavebands. There will also be a new mains/battery portable, model T36AB, in attache-case form and a new table receiver, model T38A, covering three wavebands. New radio-gramophones on show will be the model ARG40A, the ARG41A in a "contemporary" style cabinet and the TARG39A table model, all with 5-valve 3-waveband receivers.

Television receivers will also be displayed.  
The Marconiphone Co. Ltd., Blyth Road, Hayes, Middlesex.

**MASTERADIO (62)**

To be shown for the first time at the exhibition will be a new table radiogram in a distinctively designed walnut veneered cabinet. It incorporates a 3-speed automatic record changer and covers short, medium and long waves. Also entirely new will be a portable electric gramophone known as "The Harmony" which plays 12-in records.


Television receivers will include two 17-in models with built-in Band III converters; one is a multi-channel table model, the other a console type with full-length doors. Some car radio sets will conclude an interesting display.  
Masteradio Ltd., Fitzroy Place London, N.W.1.

**MULLARD (56)**

For the amateur constructor this firm have produced a new design for a high-quality ten-watt amplifier, built around five Mullard audio valves—EF86 input, ECC83 phase-splitter, two EL84 output pentodes in push-pull and GZ30 rectifier. The response is almost flat from 10c/s to 20kc/s and harmonic distortion is below 0.4%. A booklet giving details will be available on the stand and the amplifier itself will be demonstrated in an associated room.  
Mullard Ltd., Century House, Shaftesbury Avenue, London, W.C.2.

**MULTICORE (100)**


Designed to increase soldering speed, a 5-cored wire solder will be shown publicly for the first time. This contains a new flux (362) which in some applications permits the use of cheaper solder alloys containing less tin.




Murphy V250 two-band receiver with 17-in. tube.



Masteradio "Harmony" portable record player.



Philco 14-in. tunable television set, Model A1467.



Left: Nera front-projection television equipment for suspension from the ceiling.



Right: McMichael Model 354 mains/battery portable.



To demonstrate the large-scale use of Multicore solder in industry, the assembly and wiring of Ferguson television tuning units will be carried out.

Special soldering alloys to be shown include TLC, with a melting point of 145°C and "Consol" containing silver and having a melting point of 296°C.  
*Multicore Solders Ltd., Hemel Hempstead, Herts.*

**MURPHY (40)**

This year's receivers are based on a chassis which is substantially the same for all models, the chassis differences between the 14-in V240 and the 17-in V250 being mainly the provision of higher voltages for the tube of the latter. Fringe-area models have flywheel sync, a gated a.g.c. circuit and a special noise limiter.

Provision is made in all models for Band-I and Band-III reception by means of a 12-channel turret tuner, the r.f. stage being of the cascode type. A direct-drive line-scan circuit is used.

Among sound-broadcast receivers, the new V198 and A212 will be shown. The V198 is an a.c./d.c. set with a built-in ferrite-cored aerial covering medium and long wavebands. The A212 is a larger table model for a.c. mains only and including one s.w. band. It has an internal plate aerial and provision for an external aerial.

*Murphy Radio Ltd., Welwyn Garden City, Herts.*

**NAVY (204)**

Operational conditions for underwater television are simulated by the provision of a large glass-sided tank on the ground floor, in which the camera is suspended, while the remote control and monitoring gear is in the gallery. Training exhibits are being provided by the two Naval electrical schools—H.M.S. Collingwood and H.M.S. Ariel—and the R.N.V.(W)R. Examples of radio

communication equipment, electronic control and navigational gear and facsimile apparatus used in the Navy are being provided by Marconi's, Pye, Redifon, Muirhead, Decca, Murphy and G.E.C. for display and demonstration on this stand.

*Admiralty, Whitehall, London, S.W.1.*

**NERA (208)**

This firm will be showing projection television equipment for picture sizes ranging from 30in to 84in. A projector for ceiling mounting is designed to give a picture 4ft by 3ft.

A 12-channel converter for Nera receivers will also be shown.  
*Nera of England Ltd., Jeffries Passage, High Street, Guildford, Surrey.*

**PAM (4, 84)**

Five television models will be shown, all for a.c./d.c. operation and with 13-channel tuners. A form of a.g.c. is provided in all but the cheapest 12-in Model T954.

Two table model sound receivers (955a and 965) employ basically the same 4-waveband chassis, which is also used in the Model 966RG radio-gramophone.

The Model 610 wide-range record player has a push-pull output driving an 8-in loudspeaker. The table cabinet is designed to reinforce the bass response when the lid is closed and the loudspeaker aperture is designed to give wide-angle diffusion of high frequencies.  
*Pam (Radio and Television) Ltd., 295, Regent Street, London, W.1.*

**PETO SCOTT (60)**

The television receivers shown by this firm are designed primarily as Band-I sets with a switch change-over to an alternative tuner, which is physically a separate unit, for Band III. The tuner has a cascode r.f. stage and tuning is continuous by the adjustment of ganged cores to the coils. The circuit arrange-

*Left: Pam Model 966/RG radio-gramophone.*

*Right: Marconiphone table radio-gramophone, Model TARG39A.*

ment avoids any switching in r.f. circuits.

Among the sound equipment to be shown is a table-model receiver including one s.w. band, the R54, an automatic 3-speed record changer radio-gramophone and a record reproducer with auto-changer.  
*Peto Scott Electrical Instruments Ltd. Addlestone Road, Weybridge, Surrey.*


**PHILCO (36)**

Among the new television sets to be shown is a 14-in table model incorporating a turret tuner for reception of Band-III programmes. It has a.g.c. and noise suppression on both vision and sound channels. Similar facilities are offered by a 17-in model, with the additional feature of a removable front to the cabinet which allows the tube and mask to be cleaned.

Three sound receivers on view are notable for having all metal parts and components fully tropicalized so that they can be operated in kitchens, etc., without fear of deterioration from steam and damp.  
*Philco (Great Britain) Ltd., Romford Road, Chigwell, Essex.*


**PHILIPS (96, 97)**

Of most topical interest on these stands will be an a.m./f.m. table receiver, Model 543A. It uses 7 valves and is designed for a.c. mains only. Another new exhibit will be a 5-valve receiver which also acts as



*Right: Mullard range of valves for a.m./f.m. receivers.*





Simon dual tape monitoring equipment.

an alarm clock and will switch itself on and off at pre-set times. It is pre-set tuned for four stations, three medium-wave and one long-wave.

Amongst radio-gramophones and record players will be a new portable record player, Model AG2121, incorporating a 3-valve amplifier and, in the lid, a 7-in loudspeaker.

Two new table television receivers, one 14-in and the other 17-in, will incorporate a turret tuner for reception of B.B.C. and Band-III programmes.

Philips Electrical Ltd., Century House, Shaftesbury Avenue, London, W.C.2.

#### PILOT (59)


Five television sets to be shown by this firm will all have provision for plugging in a tuner for reception of alternative programmes. Two are 14-in models and three are 17-in models. The 12-position tuner is a turret type covering 13 channels and costs 6 guineas. It has a dual control knob, with a numbered inner section for selecting the channel and an outer rim for fine oscillator tuning.

Among the sound broadcast receivers will be a new battery/mains portable (a.c./d.c.) in attaché-case form. It has a Ferroxcube built-in rod aerial and a 6in x 4in elliptical speaker.


Pilot Radio Ltd., Park Royal Road, London, N.W.10.

#### PLESSEY (28)

This firm manufactures an extensive range of components, accessories and complete radio assemblies for the trade; their exhibit will consist of some of the newer and more inter-



Pye 13-channel receiver, Model VT4.



Plessey valveholder clip for mounting sub-miniature valves.



Germanium junction power rectifiers by S.T.C.

esting items now in production. A novel development is some special clips for sub-miniature valves, one is for chassis mounting like a valveholder, the other holds two valves and can be fixed in any position. A strip switch for a.m./f.m. sets will also be shown.

Plessey Co. Ltd., Vicarage Lane, Ilford, Essex.

#### PYE (94)


One of the latest television receivers to be shown by this firm will be the 13-channel Model VT4. This is a 14-in table receiver with a tilted-forward screen, and the 12-position channel selection switch covers the five B.B.C. channels in Band I and channels 7 to 13 in Band III (channel 6 being brought in by oscillator trimmer tuning when required). The receiver also incorporates vision a.g.c., flywheel sync, vision interference inversion and frame fly-back suppression.

High-quality sound reproduction equipment will also be on view.

Pye Ltd., Radio Works, Cambridge.



Pilot 13-channel Turret Tuner.



Philips 14-in. tunable television set, Model 1446U.

#### R.A.F. (203)

Inspection and repair of v.h.f. airborne equipment as undertaken in the workshops of the Maintenance Command of the R.A.F. is to be demonstrated. Radio's part in weather forecasting will be illustrated in a typical Meteorological Forecasting Office set-up on the stand. Visitors will also see the complex assembly of radio and electronic equipment now carried in modern jet aircraft.

Air Ministry, Whitehall Gardens, London, S.W.1.

#### R.G.D. (93)

Four table-model and two console receivers comprise the R.G.D. television programme together with a combined television and radio-gramophone (Model C55). An improved synchronizing circuit ("Synchrolock") is a feature of the 17-valve circuit.

Twin 6½-in loudspeakers and a push-pull output stage are used in the "Two-Ten" table model radio-gramophone which takes its place with the R.G.D. console models. The "One-Ten" sound receiver is a 6-valve, 3-waveband model with push-pull output.

Radio Gramophone Development Company Ltd., Eastern Avenue West, Mawneys, Romford, Essex.

#### R.S.G.B. (209)

A wide variety of modern amateur-constructed sound and vision transmitting and receiving equipment will be seen on the R.S.G.B. stand. The emphasis is on equipment for use in the recently formed Radio Amateur



Emergency Network. V.H.F. and u.h.f. gear, some transistor transmitters and s.s.b. transmitting and receiving equipment will also be displayed. Historic amateur equipment and a clandestine receiver constructed in a prisoner-of-war camp will be seen.

Radio Society of Great Britain, New Ruskin House, Little Russell Street, London, W.C.1.

#### REFLECTOGRAPH (207)

An ingenious continuously variable drive mechanism forms the basis of the magnetic tape recorders made by this firm. In addition to standard portable domestic recorders, a number of scientific and industrial machines will be shown. For some of these (Series P) a frequency response of 80 c/s to 15 kc/s  $\pm$  3 db is claimed at 7½ in/sec.

Two systems of recording very low frequencies have been developed, one of which (Model PLF2), employing a differential pulse-code system, is capable of recording down to zero frequency and is independent of tape speed.

Rudman Darlington (Electronics) Ltd., Wednesfield, Staffs.

#### REGENTONE (38)

Sound receivers and radio-gramophones include the "Multi 99" table radio-gramophone incorporating a B.S.R. "Monarch" record changer. This model is also available in console form.

Three portable gramophones in tough-fibre cases are designed for hard use. They are the RP2 record player for feeding the pickup terminals of any broadcast receiver, the HG2 "Handy-Gram" with built-in amplifier and loudspeaker, and an automatic record changer version (AHG2).

Regentone television sets are being re-designed in detail and will be shown in new cabinets. Regentone Radio and Television Ltd., Eastern Avenue West, Mawneys, Romford, Essex.

#### ROBERTS (102)

Portable sound broadcast receivers are associated with the name of this firm and in the current range Model RP4 (battery) and RMB (a.c. mains/battery) are now available in "rexine" covered cabinets. Models CR (a.c. mains/battery), BR (battery) and MR (a.c. mains) can be obtained in a wide range of colours. Roberts Radio Company Ltd., Creek Road, East Molesey, Surrey.

#### ROLA CELESTION (3)

A loudspeaker designed to be operated under conditions of extremely high or low atmospheric pressure, and capable of surviving complete immersion in water is indicative of the wide field of activities of this firm. All sizes from 2½ in to 18 in diameter are available, including elliptical types and other special designs for receiver manufacturers. A wide range of output transformers, including hermetically sealed types for tropical climates will be shown.

Public address loudspeakers and line-matching transformers, under the Truvox marque, for powers from 3 to 120 watts also form part of this exhibit.

Rola Celestion Ltd., Ferry Works, Thames Ditton, Surrey.

#### S.T.C. (82)

Asymmetric resistors (working on a rectifier principle) suitable for digital computers will be shown under construction and as used in an electronic accounting machine. Also on view will be metal rectifiers for h.t. and e.h.t. supplies; battery charging rectifiers; high voltage aluminium rectifiers for aircraft power supplies; germanium junction power rectifiers and a germanium junction photocell suitable for direct operation of relays.

Standard Telephones and Cables Ltd., Connaught House, Aldwych, London, W.C.2.

#### SIMON (104)

Some fine examples of engineering construction will be seen in the professional and domestic magnetic tape recorders made by this firm. The long-duration tape monitors for recording air traffic control messages and the Model SP/1 portable recorder with 10-watt output are of great technical interest.

Simon Equipment Ltd., 48-50 George Street, Portman Square, London, W.1.

#### SKY-MASTS (30)

The design and erection of aerial masts and complete aerial installations constitute the main activities of this company and their exhibit will show in model and in actual form some of the more interesting types they produce.

Sky-Masts, Beadon Garage, Beadon Road, London, W.6.

#### SOBELL (12)


Sound-broadcast, television receivers and radio-gramophones will be displayed on this stand. Most of the last include automatic record changers and all have three-speed motors and employ crystal pickups. The sound receivers have provision for a pickup and an external loudspeaker.

Most television sets include turret tuners for Bands I and III; the 12-in model, which does not, has provision for a Band-III adaptor. A form of a.g.c. is included in the sets and fly-back suppression is fitted. The models include 12-in, 14-in and 17-in types and all are for a.c./d.c. operation.

Sobell Industries Ltd., Langley Park, Slough, Bucks.

#### STELLA (55)


Four new table television receivers will be shown with provision for re-



Left: Regentone ARG88 radio-gramophone.

Right: R.G.D. Model 7017/3C television receiver.






Ultra 17-in. table model, type V.9-17.




Vidor "Lady Margaret" handbag-size portable, but with 5-in. loud-speaker.



Telequipment oscilloscope Type 520 with 4-in. flat-faced tube.



Whiteley concentric Duplex loud-speaker.



Taylor Model 67A signal generator.



Waveforms type 405 television signal generator.

ception of Band-III programmes. The ST8314U 14-in model and ST8317U 17-in model are designed to incorporate a tuner when the programmes become available, while the 14-in model 6414U and 17-in model 6417U already include the tuners and have fine tuning and pre-set sensitivity controls for each channel.

An important feature of the model 102A sound receiver is bass compensation for low positions on the volume control. Also on view will be a portable record player with a pick-up needle pressure of less than one-third of an ounce. Stella Radio & Television Co. Ltd., Oxford House, 9-15 Oxford Street London, W.1.

#### T.C.C. (101)

Among the many capacitors shown by T.C.C. this year will be six new ceramic types for incorporating in Band III television converters and in multi-channel dual-band tuners. Some are known as "Hi-K" and some "Low-K," the former being fairly large-capacitance bypass types for soldering into punched holes in the chassis. They take the form of lead-through, bushing and stand-off types. The "Low-K" are mostly pre-set variables with very small capacitance sweep; 0.5 to 3 pF and 1 to 5 pF are typical.

Electrolytic capacitors with very high insulation resistance are now

included in the T.C.C. range and these are suitable for inter-valve a.f. couplings. A feature this year of the T.C.C. exhibit will be a demonstration of power-factor correction. Telegraph Condenser Co. Ltd., Wales Farm Road, North Acton, London, W.3.

#### TAYLOR (54)

Some entirely new models of test apparatus are being introduced on this occasion; one is a 100-kc/s to 240-Mc/s signal generator known as Model 67A. Internal modulation at 400 c/s is provided.

Another interesting test set is the Model 92A; this is a television sweep oscillator covering 0-250 Mc/s and with a frequency deviation, or sweep, variable from  $\pm 1.5$  to  $\pm 15$  Mc/s.

Other new items include a d.c. valve voltmeter covering 1 to 1,000 V with an input impedance of 25 M $\Omega$  and a 10-c/s to 100-kc/s RC oscillator.

Taylor Electrical Instruments Ltd., 419-424 Montrose Avenue, Slough, Bucks.

#### TELEMAX (81)

Two models of front-projection television receiver are being shown by this firm. The 2352 gives a 4-ft by 3-ft picture and is self-contained; the new CT1 is in two units, camouflaged as normal articles of furniture.

There will be a direct-view receiver, with a 17-in tube and a 12-channel tuner, which is unusual in being combined with a record player.

The exhibit will include a Band-III converter and an insulation test set covering 150 V to 10 kV. Telemechanics Ltd., 3 Newman Yard, Newman Street, London, W.1.


#### TELEQUIPMENT (80)

Television test apparatus is the speciality of this firm, who this year will show a 625-line Monoscope equipment which provides a complete video signal and synchronizing pulses to C.C.I.R. standards. Models for 405 and 525 lines have been available for some time.

Specially designed for television work is the Type 520 oscilloscope embodying a 4-in flat-faced tube and a "Y" amplifier of exceptional performance. The "X" amplifier gives an expansion up to 5 screen diameters. Telequipment Ltd., 1319A High Road, Whetstone, London, N.20.

#### TELERECTION (5)

Considerable thought has been given by Telerection to the problems involved in the design of multi-band television aerials and while final designs cannot very well be produced before all the facts of Band-III television are known, they will be showing some examples of how the problems can be tackled for both the semi-local and fringe area viewers. Telerection Ltd., Antenna Works, St. Pauls, Cheitnam, Glos.



Left: Trix T41 domestic high-quality amplifier. Centre: Valradio tuner covering Bands I, II and III. Right: T.C.C. ceramic trimmer for use in TV tuners.

#### TELEVISION SOCIETY (205)

The equipment to be displayed has been chosen to illustrate the various aspects of television engineering covered by the papers read at the society's meetings. Reprints of some of the papers read during the past session will be available. *Television Society, 164 Shaftesbury Avenue, London, W.C.2.*

#### TRIX (65)

Amplifiers and auxiliary equipment for every class of sound reproduction from portable "crooner" outfits to rack-mounted large-scale p.a. installations are made by this firm. Designed for high-quality music reproduction in the home, the Model T41 amplifier, with a power output of 3-4 watts, is of special interest. A separate control unit is provided with independent bass and treble controls and there are two inputs for use with pickups of all types giving maximum output for 3 mV and 130 mV. *Trix Electrical Company Ltd., 1-5 Maple Place, Tottenham Court Road, London, W.1.*

#### ULTRA (69)

Receivers embodying tubes of from 12-in to 17-in will be exhibited. Because of the particular mask shape adopted, a somewhat bigger picture than is usual for the tube size is claimed. The tuning system has a switch channel selector giving a choice of one Band-I and two Band-III stations, the Band-III tuner being a separate unit.

In addition to a range of sound-broadcast receivers, a radio-gramophone will be on view. This is the ARG891 which includes space for record storage. A model for f.m. reception is available. *Ultra Electric Ltd., Western Avenue, Acton, London, W.3.*

#### VALRADIO (29)

Reception of f.m. transmissions in Band II, as well as television transmissions in Bands I and III, is possible with the new multi-channel tuner to be shown by this firm. It uses a PCC84 cascade r.f. amplifier and a PCF80 frequency changer and covers 40-100 Mc/s in four steps and 170-225 Mc/s in two steps. Continuous tuning is provided over each step by ganged iron-dust cores and brass slugs in the coils.

Incorporating this tuner will be a new projection television set, giving

a picture of 27in x 20½in on a screen in the lid. *Valradio Ltd., New Chapel Road, High Street, Feltham, Middlesex.*

#### VIDOR (87)

No fewer than five different portable sets will be shown this year; one, the "Lady Margaret," is entirely new and although no larger than a lady's handbag (8 x 8 x 4 in) it incorporates a 4-valve receiver, takes a 90-V battery and boasts a 5-in loud-speaker; the weight is 6½ lb only.

Provision is made in the latest 14-in and 17-in television receivers for internally fitting a Band-III converter.

A special feature will be made of export type receivers, the batteries being protected against humidity and extremes of temperature.

Dry batteries of some 370 different types, ranging from those for torches to special models for nucleonic equipment, will be shown. *Vidor Ltd., West Street, Erith, Kent.*

#### WAVEFORMS (75)

A new television signal generator will be on this stand. The Radar 405 provides an r.f. signal, tunable over Bands I and III, which is modulated by the correct sync pulses and a selection of test patterns. The sound and vision outputs are independently tunable and can be used together. The output is adjustable from 10 μV to 10 mV.

A more elaborate instrument, the type W90, will also be shown, together with a range of other test apparatus.

*Waveforms Ltd., Radar Works, Truro Road, London, N.22.*

#### WEARITE (74)

Principal interest on this stand centres on the Ferrograph magnetic tape recorder, which is available in many forms for scientific and industrial research as well as for domestic and professional sound recording.

A special version (2A/NH) of the Model 2A recorder will be shown, with tape speeds of 7½ and 15in/sec instead of 3½ and 7½ in/sec. Another interesting version is the YDC with simultaneous dual-track recording for comparative analysis or stereophonic recording.

*Wright and Weaire Ltd., 131 Sloane Street, London, S.W.1.*

#### WESTINGHOUSE (2)

Tubular e.h.t. rectifiers will be prominent on this stand and the normal range will cover d.c. outputs of up to 15kV in single units with current outputs of between 100 μA and 8 mA. Copper-oxide instrument rectifiers, "Westectors" and germanium diodes will also be on view. *Westinghouse Brake & Signal Co. Ltd., 82 York Way, King's Cross, London, N.1.*

#### WHITE-IBBOTSON (98)

Large-screen projection television receivers will be shown on this stand. The 4836 gives a picture 4ft x 3ft and is available in front- or back-projection forms. The 2418 and 2015 are rear-projection types and give pictures of 24in by 18in and 20in by 15in respectively.

Vision and waveform monitors will also be shown.

*White-Ibbotson Ltd., Mortimer House, 37-41 Mortimer Street, London, W.1.*

#### WHITELEY ELECTRICAL (105)

The cambric cone, introduced last year, has now been applied to the 12-in concentric Duplex and other loudspeakers in the high-quality range. A new dismantlable "bass reflex" cabinet, which can be easily assembled, has been introduced for use with the 10-in and 12-in high-quality loudspeakers. Extension loudspeaker units with volume controls and optional push-button remote control will also be shown.

Sound reproduction is by no means the only activity of this firm, and the exhibit will also provide examples of a wide variety of components, including amplifiers, wavemeters, a.m. and f.m. transmitters. *Whiteley Electrical Radio Company Ltd., Mansfield, Notts.*

#### WOLSEY (16)

To be shown this year will be a new "X" type television aerial with a "delta" matching section incorporated in one of the Vs formed by the crossed dipoles. Appropriately named the "Deltex" aerial it is said to give better matching between aerial and feeder. As neither dipole need be split and insulated at the centre it results in a far stronger construction. Like all other Wolsey aerials the "Deltex" is pre-assembled to simplify erection. *Wolsey Television Ltd., 43-45 Knight's Hill, West Norwood, London. S.E.27.*





# Combination F.M./A.M. Receivers

*Design Factors of Sets for the New B.B.C. Service*

**F**REQUENCY modulation broadcasting is to commence in this country in the near future. Special combination receivers will have to be provided for the reception of both the f.m. transmissions in the v.h.f. Band II, and the a.m. transmissions which will continue to be radiated in the medium and long broadcast bands.

The standards of f.m. transmission will be similar to those prevailing in America and Germany; 100 per cent modulation will correspond to 75 kc/s deviation, maximum modulation frequency will be 15 kc/s, and pre-emphasis corresponding to a time constant of 50  $\mu$  secs will be used. The nominal channel separation will be 200 kc/s, and judging from a preliminary list of stations it would appear that stations serving the same area will be separated by 2.2 Mc/s. Generally, the minimum field strength in towns may be expected to be in the region of 800  $\mu$ V/metre, and in country districts about 250  $\mu$ V/metre.

Translating this information into receiver requirements, we arrive at the following design data. The receiver should be tuneable over the whole of Band II; that is, 87.5 to 100 Mc/s, although initially only 88-95 Mc/s will be available for the f.m. service. Regardless of the modulation frequencies involved, the bandwidth will have to be made considerably greater than that theoretically required, to allow for oscillator drift; -3 db at  $\pm 100$  kc/s should be regarded as a minimum. In this respect, it is safer to err on the liberal side as the distortion produced on a f.m. receiver by mistuning is at least as great as that obtained on selective a.m. receivers. Taking into account the "capture effect" and the distribution of stations, a selectivity characteristic of -3 db at  $\pm 150$  kc/s would probably make a good compromise.

As the vast majority of these receivers will undoubtedly be used with the inevitable "piece of wire" acting as an aerial, a sensitivity of the order of 10  $\mu$ V will almost certainly be required. Sensitivity in f.m. receivers means not only that the standard 50-mW output is obtained with a given r.f. input signal 30 per cent modulated, but also that the receiver limits satisfactorily with the same input. If satisfactory limiting requires a greater input than that required to produce standard output, it is this figure that expresses the true sensitivity of the receiver. Satisfactory limiting may be defined as that which produces an f.m. to a.m. ratio of not less than 30 db. For preference the figure should be in the region of 40 db. The f.m. to a.m. ratio expresses the difference in the output of a receiver produced by injecting consecutively (at the centre frequency) f.m. and a.m. signals both 30 per cent modulated. It is as well to point out here that the majority of f.m./a.m. signal generators available in this country to date show a distressing tendency to change frequency when the system of modulation is changed. As 100 per cent modulation corresponds

to 75 kc/s deviation, it should be clear that 30 per cent modulation corresponds to 22.5 kc/s deviation.

**General Considerations.**—From the foregoing, the outline of the combination f.m./a.m. receiver becomes apparent. First, two tuners are required; one to tune the long- and medium-wave broadcast bands, and the other to tune the v.h.f. band. For obvious reasons these should be controlled by a single knob. Secondly, two separate intermediate frequency amplifier chains are required; one for the broadcast bands which will embody the usual selective amplifier operating at a frequency of about 470 kc/s, and the other a relatively wide-band amplifier operating at a considerably higher frequency. Thirdly, in all but a few cases, two detectors are required—one for a.m. and one for f.m. demodulation, the latter including, or being preceded by, some form of amplitude limiting.

Fourthly, a method of switching both the wavebands and the systems must be devised.

In all but the most expensive receivers, the short waveband, which has been a feature of the majority of our receivers since the mid-thirties, may now be expected to disappear. In western Germany, where over 90 f.m. stations give almost complete coverage, even the long waveband has disappeared from what may be termed the standard receiver. This may eventually be expected to happen here when complete f.m. coverage is attained, but until then a long waveband will have to be provided in our receivers for the reception of Droitwich.

Due to the use of a higher value of intermediate frequency and the need for a considerably wider bandwidth, more stages of amplification are needed for f.m. than for broadcast reception. The usual method of obtaining this is to use the heptode section of the broadcast frequency changer as an extra i.f. amplifier, together with a second i.f. stage using a valve with a higher slope than is usual in broadcast receivers. A special series of valves has been made available for combination receivers. The Mullard range includes the ECH81 triode-heptode, the EF85 variable- $\mu$  pentode with a mutual conductance of 6 mA/V, and the EABC80 triple-diode triode. With the latter, two diodes are used for the f.m. demodulator and the third for detection and a.g.c. on the broadcast bands.

Delayed a.g.c. cannot be provided with this arrangement, but as a great deal more gain can be obtained from the i.f. amplifier than is usual in broadcast receivers, this should be of little consequence. Alternatively, a separate germanium diode could be fitted. A.G.C. is not generally used with f.m. receivers as minor variations in amplitude do not affect the receiver output, and the lack of a.g.c. provides extra limiting with large inputs. Both the ECH81 and EF85 are operated with relatively large screen resistors (22 k $\Omega$  and 56 k $\Omega$  respectively) which make it almost impossible to exceed the maximum permissible dissipation. With standard 470-kc/s i.f. transformers, the

By G. H. RUSSELL,

Assoc. Brit. I.R.E.

EF85 stage gain will be far too high and instability will result unless this is reduced to manageable proportions. This can be achieved either by using i.f. transformers with a suitably low dynamic resistance or, possibly more simply, by switching in a supplementary cathode resistance. The conversion conductance of the ECH81 is  $775 \mu\text{A/V}$ , and the mutual conductance of the heptode section is  $2.4 \text{ mA/V}$  when it is used as a straightforward amplifier.

**V.H.F. Tuning Unit.**—As the heptode section of the ECH81 is used as an i.f. amplifier for v.h.f. reception, it clearly cannot be used as a frequency changer at these frequencies. It is, furthermore, undesirable that it should be so used, as at v.h.f. it would give very poor gain in comparison with other methods. It would also require switching at v.h.f. which is something to be avoided as far as possible.

The v.h.f. mixer is therefore almost invariably a separate valve; triodes and pentodes being equally popular. Both types are usually employed as self-oscillating mixers; a circuit which gives a high conversion gain. In Germany, a triode self-oscillating mixer (EC92) is much favoured, but as the Germans tend to use this without a stage of r.f. amplification, oscillator radiation is a problem. To minimize this, the valve is used in a form of bridge circuit the function of which is to cancel out the oscillator voltages at the aerial. Its efficacy, however, seems somewhat limited, as one German receiver employing this circuit which the author tested showed 300 mV to be present across the correctly terminated aerial sockets. It is understood that this is by no means uncommon. As German receivers use an i.f. of 10.7 Mc/s and make use of the whole of Band II, it can be seen that the oscillator frequency actually falls within the band. It can only be assumed that this fact was taken into account when frequencies were allocated.

There can be no doubt that in this country such a practice would be frowned upon, and an r.f. stage should be regarded as a necessity. For the same reason, the use of a super-regenerative type of receiver is almost out of the question. Its high efficiency and apparent simplicity make it appear an attractive

proposition, but as it makes use of a pulsed oscillator it could be placed under the heading of "small power transmitters." The power radiated by these oscillators is so high that it is doubtful whether an r.f. stage would provide adequate protection. To return to the r.f. stage, here again a choice between triodes and pentodes can be made; the triode being earthed-grid connected. As receiver noise is of little moment in f.m. receivers, the choice between triodes and pentodes for the mixer or r.f. amplifier is purely a matter of convenience. The choice is usually made by balancing amplification against cost.

Either permeability or capacitive tuning can be used; the latter being more convenient from a mechanical design standpoint. Tuning capacitors made specially for these receivers are now available. If permeability tuning is used, the r.f. stage can be pre-set tuned to the centre of the band to avoid alignment problems. Little is lost by so doing. One advantage of not having externally controlled signal frequency tuning is that the inter-valve circuit capacitance can be kept low, permitting a higher LC ratio to be obtained. A unit similar to that published in *Wireless World* recently<sup>1</sup>, but designed for use on Band II, with an aerial step-up transformer and a 1:1 i.f. transformer, will give a gain from the aerial input to the secondary of the i.f. transformer considerably in excess of 100. One last word about the usefulness of the r.f. stage. Quite apart from the fact that it isolates the oscillator, it is well worth the extra cost because a well-designed stage will provide appreciable rejection of spurious responses as well as worthwhile gain.

**I.F. Amplifier.**—A typical i.f. amplifier for a combination a.m./f.m. receiver is shown in Fig. 1. As can be seen, system switching takes place at intermediate and audio frequency. Great care must be taken with the layout of the switch wiring, and particularly the relative positions of the grid and anode wires. German designers tend to use a slider switch which runs almost the whole length of the chassis in some cases. This enables the switching of each stage to be carried out as close to the valve as

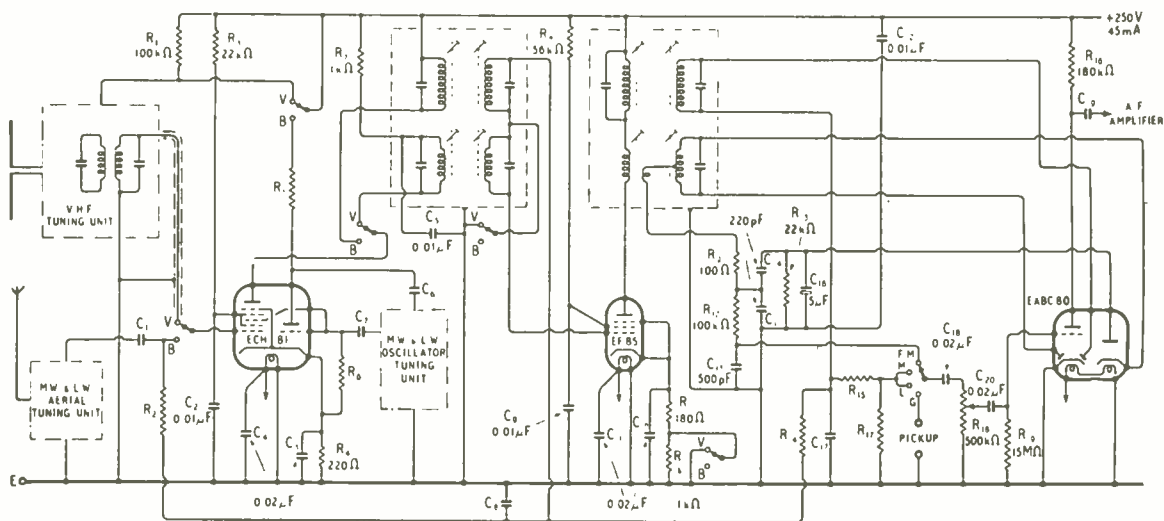


Fig. 1. Circuit diagram of i.f. amplifier and detectors for combination a.m./f.m. receiver. "V" indicates switch position for f.m. reception and "B" that for medium- and long-wave reception.

possible. This type of switching is facilitated in German receivers by the fact that only a two-position switch is necessary. British receivers will be complicated by the necessity for incorporating a long waveband. Nevertheless, a similar arrangement will probably be necessary for switching the ECH81 anode and the EF85 grid and cathode. Care must also be taken with the output lead of the v.h.f. unit. It may not always be possible to place the output connections of the unit close to the switch, and if the connecting lead is more than an inch or two long it must be screened. Low-capacitance screened lead should be used and the i.f. transformer secondary tuning capacitance reduced accordingly.

The necessity for switching the ECH81 anode and the EF85 grid may not at first be clear. The reason for switching the ECH81 anode is that many frequencies are present at the anode of a mixer, and the presence of two circuits tuned to different frequencies in the output could cause undesirable effects. One obvious one is the possibility of unwanted signals passing through the wrong channel and reaching the audio section through leakage across the switch. The switch in the EF85 grid circuit is intended primarily to short-circuit the a.g.c. line when using the higher i.f. in order to prevent stray coupling between the i.f. stages. It incidentally performs the additional function of short-circuiting the secondary of the first 470-kc/s i.f. transformer which results in slightly improved v.h.f. sensitivity.

The reason for  $R_1$  may also appear obscure. It is included in order to comply with the valve manufacturer's requirements which do not tolerate operating high-slope valves with their heaters on but with no high tension. Nevertheless, it is desirable to stop the v.h.f. unit operating when the receiver is being used for broadcast reception, and  $R_1$  covers both requirements by reducing the h.t. to some 20 volts.

The f.m. discriminator is a ratio detector of the unbalanced variety;  $R_{13}$  is the load and  $C_{16}$  the stabilizing capacitor.  $R_{12}$  and  $C_{15}$  form the de-emphasis circuit. It will be noticed that grid current biasing is used with the EABC80 triode. This is preferable because it enables the cathode to be taken directly to chassis potential. As this cathode is common to one of the ratio detector diodes, this circuit reduces the possibility of unbalance in the detector. It incidentally shows a slight saving in cost over the cathode biasing arrangement. The distortion introduced by this stage is remarkably low and no fears need be felt on this score.

**F.M. Detector.**—There are many forms of f.m. detector, most of which are only of academic interest to domestic receiver designers as they are either very inefficient, or they require additional valves to act as limiters. Information on these can be obtained from the literature and it is proposed to confine this section to a discussion of two types only.

Until 1947, limiting in f.m. receivers was nearly always provided by two saturated amplifiers preceding the discriminator. That tended to make these receivers rather expensive. It would not be far from the truth to state that if a simpler solution to the limiting problem had not been found, f.m. broadcasting on a large scale would have been made impossible through the lack of listeners. Combination receivers are expensive enough without the additional cost of two extra stages! In fact, two solutions were found; the nonode valve and the ratio detector.

The nonode valve, designated EQ80 in this country,

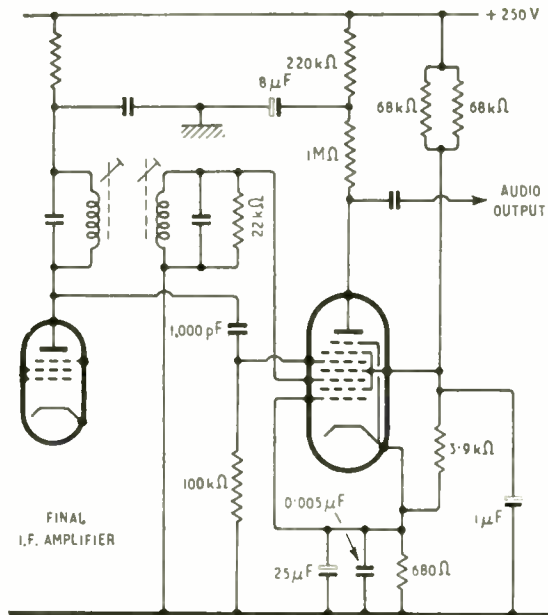


Fig. 2. Typical circuit of a nonode f.m. detector.

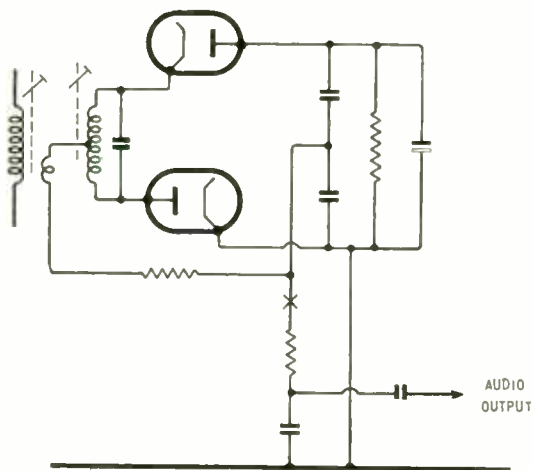


Fig. 3. Circuit diagram of ratio detector.

is a "gating" valve. Two voltages having a phase angle between them of 90 deg are applied to the third and fifth grids. The voltages at the first and second grids are held constant and anode current can only flow when both the third and fifth grids are positive. As in a pentode, if the first and second grid voltages are held constant, the electron current is likewise constant. Therefore, in the nonode valve any change in anode current will be solely a function of the phase difference of the voltages at the third and fifth grids. If this phase difference is made to vary in accordance with an f.m. signal, the valve will convert changes in frequency to changes in amplitude, and the valve will become an f.m. demodulator. As the electron current is constant, the valve will not respond to changes in amplitude of the input signal and limiting is therefore automatic. There is, however, one serious



drawback. For efficient limiting, over 11 volts peak is required at grids 3 and 5, and as the phase difference is usually obtained by means of a transformer, something of the order of 23 volts peak must be provided across the primary. Needless to say, at the intermediate frequencies generally used in f.m. receivers this is difficult to obtain, and the saving on the conventional phase detector with two limiters is probably one valve. Nevertheless, once limiting does take place, the results are excellent. A typical circuit is shown in Fig. 2.

It is not proposed to go into any detailed description of the operation of the ratio detector, as this has been dealt with elsewhere<sup>2</sup>. The circuit is shown in Fig. 3. As can be seen, it bears a resemblance to the conventional phase detector but with two major differences. The diodes here are connected in series and the resultant voltage developed across the load resistance is stabilized by means of a large capacitor. This capacitor holds the amplitude constant and limiting is therefore automatic. Satisfactory limiting can be obtained with about 6 volts input. As the loading is heavy, a form of matching is used between the primary and secondary of the discriminator transformer. Possibly the most important factor in the design of the ratio detector is what the designers have termed the S/P ratio; that is, the ratio of secondary to primary voltage. On this depends whether the detector will limit satisfactorily, if at all. After all other parameters have been fixed, the S/P ratio becomes a function of the coupling between the primary and the secondary, and therefore between the primary and the tertiary.

An easy method of adjusting the coupling is during alignment. A d.c. meter (low loading) is placed across the stabilizing capacitor and an unmodulated signal is injected into the receiver. All i.f. circuits except the secondary of the discriminator transformer are adjusted for maximum d.c. output. The meter is then transferred to the audio take-off point (point X in Fig. 3) and the secondary of the discriminator transformer is adjusted to give a d.c. voltage half of that which was obtained across the stabilizing capacitor. The primary may then require a slight re-adjustment after which the secondary setting should be checked. This process should be repeated until no further adjustment is necessary. The signal is then amplitude modulated and the point of maximum limiting should occur within about 10 kc/s of the alignment frequency. If it does not, the position of the tertiary winding should be adjusted with relation to the primary. The alignment process must then be repeated. The whole process must be repeated as often as is necessary until the point of minimum a.m. response does fall within about 10 kc/s of the alignment frequency. If it does not occur anywhere within the permissible range of adjustment of the tertiary winding (that is, between the top and bottom of the primary winding) the transformer has been incorrectly designed. It will be noted that it is not absolutely necessary to use an f.m. signal generator to align this detector. The need for such a generator will only arise if some obscure fault develops, or for more involved tests.

The ratio detector has enjoyed great popularity both in America and in Germany, and will no doubt become just as popular here. It is simple, reasonably sensitive, and f.m./a.m. ratios of 40 db and more can be obtained in practice with quite low inputs. It has another advantage in that the sideband responses are small and it tends to limit even on random noise. The result of this is extraordinarily low interstation

noise. This is a great advantage in domestic receivers as it is doubtful whether most people would appreciate the colossal din, common with receivers using other types of detector, that occurs when tuning from one station to another.

**Intermediate Frequency.**—The choice of an intermediate frequency is, as usual, a difficult one. The designers of the ratio detector chose 10.7 Mc/s as being the highest frequency that would give a reasonably high gain per stage. Unfortunately, this frequency has the drawback of causing the fundamental oscillator frequency to fall in Band II, and the second harmonic to fall in the middle of Band III. In spite of this, 10.7 Mc/s has virtually become standard in both America and Germany.

The same considerations hold good for this country. Although initially an i.f. of 10.7 Mc/s may not cause the oscillator to interfere with broadcast reception in Band II, it will almost certainly affect the public services operating in Band II and to the commercial television services in Band III. It is highly debatable whether radiation in mass-production receivers can be kept within the limits laid down by B.R.E.M.A. The radiation problem is further complicated in f.m. receivers by the fact that the majority will not be used with a matched aerial. The piece of wire that will probably stand proxy for an aerial will almost certainly increase the nuisance value of the receiver. For this reason it is suggested that the oscillator voltage at the aerial socket should be measured without the usual terminating resistance.

Any frequency above 12.5 Mc/s will keep the oscillator out of Band II, but to keep its second harmonic out of Band III requires an i.f. above 20 Mc/s. For the same stability margin this frequency will only give half the gain per stage that can be obtained with 10.7 Mc/s. Even so, the sensitivity of the receiver should be adequate, and the higher frequency has advantages to offer. It will give increased protection from spurious responses; an important point when it is remembered that television stations in Band III could cause interference due to the oscillator second harmonic. Another advantage is that the farther removed the signal frequency is from the oscillator, the greater will be the protection against radiation given by the signal-tuned circuits. A minor advantage is that it makes the design of a receiver with a pre-set tuned r.f. stage easier by keeping the oscillator frequency well away from the centre of the band.

**The Pseudo F.M. Receiver.**—It will have become quite clear by now that combination f.m./a.m. receivers are going to be somewhat more expensive than the standard 4+1 domestic receiver we have been used to. In the circumstances, it was only to be expected that attempts would be made to produce something considerably cheaper—if only for use in high signal strength areas. It is well known that f.m. signals can be received on an a.m. receiver by the simple expedient of tuning down the slope of the selectivity characteristic<sup>3</sup>. This is often referred to as slope-detection. This form of detection has many drawbacks. It is very inefficient, it provides no limiting, and it gives two tuning points for each station. The use of it is only justified by its simplicity and cheapness.

A receiver using a slope-detector for f.m. reception has been produced in Germany; the circuit is shown in Fig. 4. It can be seen that the receiver consists of three valves plus rectifier. The first valve is a v.h.f. triode (EC92) used as a self-oscillating mixer

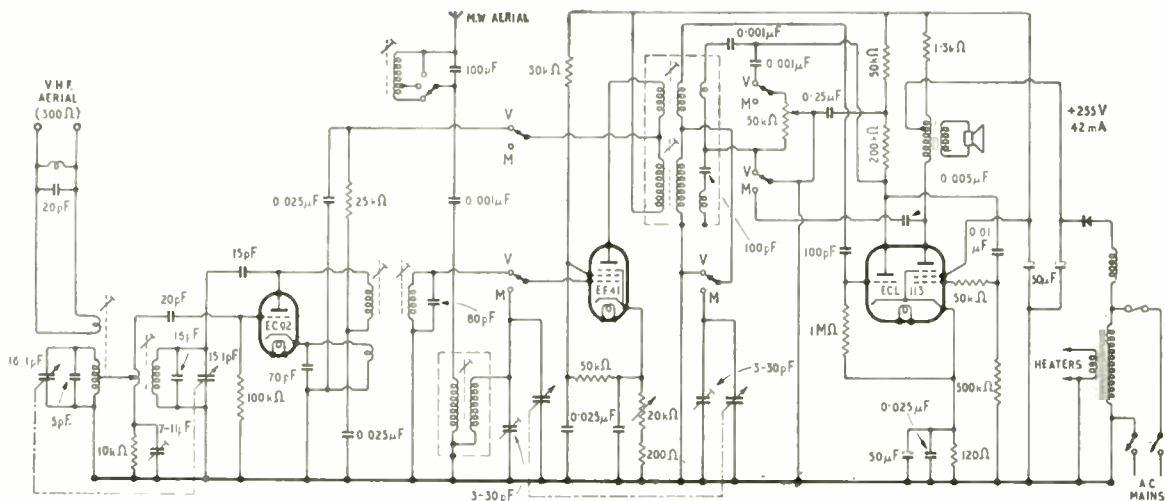


Fig. 4. Circuit diagram of German Grundig f.m. a.m. receiver, Model No. 810, showing use of slope-detector for f.m. demodulation. "V" indicates switch position for v.h.f. and "M" that for medium-wave reception.

on v.h.f. only. It incidentally illustrates the typical way in which this valve is used. The second valve (EF41) does service as an i.f. amplifier on v.h.f. and an r.f. amplifier on medium waves. The final valve (ECL113) is a triode-pentode, the triode section acting as a leaky-grid detector on both bands, the pentode being the audio output valve. Volume is controlled by a variable resistance in the cathode of the EF41, and a potentiometer in the anode circuit of the detector provides a reaction control on medium waves and a tone control on f.m. Whether for f.m. or a.m. reception, this receiver is only suitable for use in high field strength areas, and it is not known what success it has had.

This receiver has no r.f. stage, nor does it provide any form of limiting. As far as this country is concerned, such a circuit might conceivably fill a temporary need as a converter, but as a receiver it should surely be rejected. Quite apart from the ethics of the case, it is doubtful whether such a receiver would be capable of any better performance on f.m. than the standard broadcast receiver gives on medium and long waves.

**Audio Amplifier.**—The B.B.C. has stated that it is introducing v.h.f. broadcasting, "not as a complete substitute for long and medium wavelengths but as a powerful reinforcement of the sound services." We may therefore take it that fidelity will only be a secondary consideration. Taking into account the high-frequency attenuation of land-lines and the frequency response of studio equipment, it will only be on rare occasions that full advantage will be taken of the upper modulation frequency limit of 15kc/s. This, however, need not make us downcast, as reception in many places will be considerably better than that which is obtainable on medium and long waves. It is suggested that in combination receivers the distortion level should not be higher than 2 per cent at the maximum rated output, and should preferably be of the order of 1 per cent. To attain these figures will require a substantial amount of negative feedback with a consequent reduction in amplification. The amount of feedback that has to be used may be so great as to reduce the sensitivity of the receiver to a level which is below that required. In this case, it may be thought

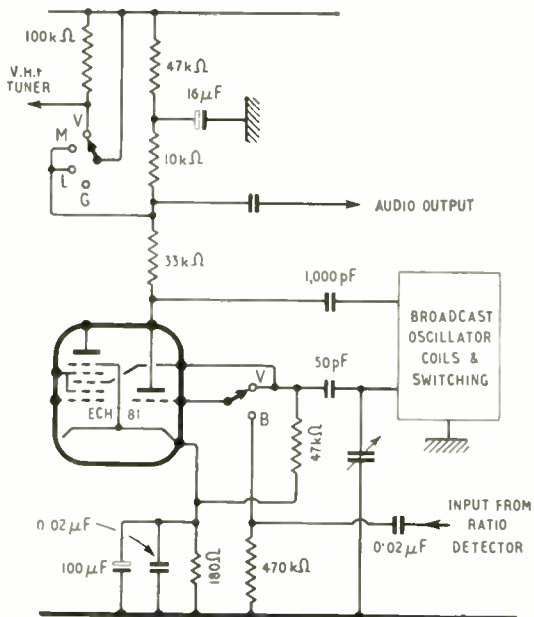


Fig. 5. Circuit diagram showing the method by which the triode section of the ECH81 can be used as an audio amplifier on v.h.f. without detriment to its function as an oscillator on medium and long waves.

worth while to use the otherwise idle triode in the ECH81 as an extra audio amplifier on v.h.f. The method by which this may be done is shown in Fig. 5. Hum is the greatest problem here, and extra smoothing must be used in the anode supply. Even then, full use of the valve cannot be made, and it will be noticed that only one-quarter of the anode load is used. This keeps the hum level low and enables the stage to give a useful power gain of over six times.

**Results.**—Three receivers comprising an EF80 pre-set tuned r.f. stage, EF80 self-oscillating mixer, ECH81 i.f. and a.f. amplifiers, EF85 i.f. amplifier, EABC80 ratio detector and a.f. amplifier, EL85 power

amplifier and EZ80 mains rectifier, used in a similar manner to that described in this article, had sensitivities of 3, 4 and  $9\mu\text{V}$  respectively, and f.m./a.m. ratios of between 36 and 40 db at these signal levels. The intermediate frequency was 19.5 Mc/s. Bass boost at 80 c/s was between 4 and 5 db with reference to 400 c/s, and the frequency response with pre-emphasis was level up to 8 kc/s. Overall distortion at 1.5 watts output was in the region of 2 per cent.

Conclusions.—It was mentioned in the "Second Report of the Television Advisory Committee, 1952," that the additional cost of incorporating v.h.f. in new receivers will be of the order of 30 per cent. It was also stated that the additional cost would be greater unless the receivers were mass-produced. Whether these receivers can be produced on anything like the scale of the 4+1 receiver will depend on two factors. The

first is the speed with which the B.B.C. are able to erect the stations, and the second is whether the ordinary man-in-the-street is going to think it worth while to spend that extra 30 per cent on his receiver. If demand is great enough, we may be well on the way to building up a thriving industry in a.m./f.m. receivers. In this case, it may be possible to reduce the 30 per cent substantially, and that will justify all the arguments that have been made in favour of f.m. broadcasting.

#### References

- <sup>1</sup> Russell, G. H., "Band III Converter," *Wireless World*, Vol. 60, No. 5, May, 1954, p. 211.
- <sup>2</sup> Seeley, S. W., Avins, J., "The Ratio Detector," *RCA Review*, June, 1947.
- <sup>3</sup> Sturley, K. R., "Radio Receiver Design," Part II, Chapman and Hall, 1947, p. 335.

## Colour Television Tests

By J. FRANKLIN

IF any television experimenters in London happened to have their sets running after programme hours during July they may have been lucky enough to see some strange things on the screen. The things in question, which I saw quite by chance on my receiver, were orderly patterns of white dots on a synchronized, but otherwise blank, raster. Sometimes the patterns had a bar or several bars across them and at other times they were quite plain.

Having been following developments in colour television pretty closely, I realized immediately that the B.B.C. were transmitting a sub-carrier frequency on the main 45-Mc/s carrier wave from Alexandra Palace—a sub-carrier such as would be used for conveying colour information in a compatible colour television system of the N.T.S.C. type. As is generally known, this sub-carrier in the N.T.S.C. system enables the colour information to be transmitted within the same video band as the monochrome signal, and its frequency is chosen so that the colour sidebands are interleaved between the monochrome sidebands.

The great problem which British television people seem to be faced with at the moment is whether or not we can adapt the N.T.S.C. type of colour system to our existing 405-line standards. And this depends to some extent on whether the system is compatible enough. In short, is the presence of a sub-carrier and its resultant pattern on the screen going to cause too much deterioration of our pictures? I imagine that the B.B.C. were attempting to answer this question by arranging a series of test transmissions of a sub-carrier signal so that observations could be made on typical receivers. An interesting problem here is: what is the best frequency for the sub-carrier?

In the June issue of *Wireless World* a report was given of a British version of the N.T.S.C. colour television system developed by Marconi's, and in this the sub-carrier used was approximately 2.66 Mc/s. I therefore assumed that the B.B.C. were transmitting something comparable with this. Tests with an absorption wavemeter, however, showed the frequency to be more like 2.8 Mc/s, or perhaps slightly under. This higher frequency, of course, would give a finer and less visible dot pattern on the screen than in the

Marconi system, and I personally found that I could not see the dots when I moved to a distance of about 4-5 feet from the screen.

On the other hand, the higher the sub-carrier frequency the more likely is the colour signal to interfere with the sound channel of the system. I presume that the bars I saw on the screen were a form of modulation on the sub-carrier to test for this effect (probably square-wave modulation). There was, in fact, a perceptible low-frequency noise in the loudspeaker when these bars appeared, but it did not strike me as being particularly obtrusive. No doubt the amount of this interference would vary with different receivers.

Presumably some organized observations were made on these test transmissions, apart from the clandestine ones such as my own, and it will be interesting to see the results when they are eventually published.



Colour television camera used with the Marconi system referred to in the article. It has only two pick-up tubes (one for high-definition monochrome information and the other for low-definition colour) and is notable for its small size.



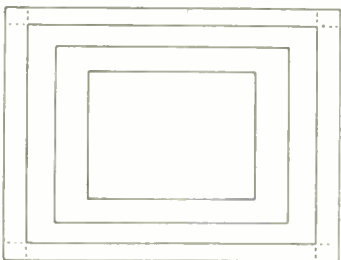
# LETTERS TO THE EDITOR

The Editor does not necessarily endorse the opinions expressed by his correspondents

## “Why Lines?”

THE “Lissajous” scanning system proposed by F. P. Hughes (your August issue), if it earns full marks for originality surely merits none for practicability.

If one inscribes three similar and symmetrical rectangles within the screen so that the smallest is one quarter of the whole screen area, and the area between each rectangle and the next larger is also one quarter of screen area, it is clear that with B.B.C. standards the spot will be in each of the four equal areas for approximately 22 per cent of total transmission time, the remainder being lost to synchronizing pulses, etc. With “Lissajous” scanning the spot will be 11 per cent of transmission time in the central area, 14 per cent in the next area as one moves outward, 19 per cent in the next and 56 per cent in the outmost fringe. Moreover the spot will take as long in total to scan the four small rectangles in the corners (comprising together 1.8 per cent of screen area) as it does to scan the important centre area. In fact the transmission time wasted on the edges and corners of the picture will be very much greater than that “wasted” in sync. pulses in conventional systems and definition in the important central area will be equivalent to a 30 per cent cut in line number and 50 per cent in bandwidth as compared with the conventional.



Even more serious would be the consequences of the timebase waveform departing in the slightest degree from purity. As the screen is being scanned equally from left to right and from right to left any phase drift will shift half the picture elements one way and the other half in the opposite direction. At screen centre a drift of 0.001 c/s will cause the picture elements to separate by approximately 0.006 of the total picture width, giving a “defocus” effect equivalent to complete loss of the one-megacycle bands on the test card. Similar loss of definition, but varying in complex fashion from place to place on the screen, would result from 0.6 per cent of total harmonic distortion. As these results would be additive on some parts of the screen, it would probably be necessary to specify tolerances of not more than 0.0002 c/s max. phase drift and 0.1 per cent total harmonic distortion for the timebase oscillators. Such a specification is probably not unattainable, but the cost and complication would obviously be prohibitive.

Teddington, Middx.

S. HOSKING TAYLER.

## Why A.G.C.?

I SEE from p. 40 of the August issue that “Diallist” proposes to build a modified version of my midget sensitive t.r.f. receiver (described in the April issue) without a.g.c. A.G.C., he maintains, is unnecessary because the receiver is intended only for reception of local stations which, in his locality, are free of fading. Surely “Diallist” isn’t under the impression that a.g.c. is used only to combat fading? It has another merit, equally important; namely, that it ensures equal volume from all

signals. This fully justifies its inclusion in a local-station receiver. “Diallist” is indeed fortunate if all his local transmissions are of equal strength and, if they are not, he will need to reset the volume control after each tuning adjustment. The inclusion of a.g.c. avoids this, making operation easier and prolonging the life of the volume control potentiometer.

Although it may not apply in this particular case, a.g.c. is sometimes used to avoid the application of large signals to the detector. Such protection may be necessary if the detector overloads easily (as anode bend detectors do) or if the detector may be damaged by large signals (as some crystals are).

J. L. OSBOURNE.

## Ionic or Ionitic?

PEOPLE speaking languages of Anglo-Saxon or Latin origin employ, generally successfully, a great number of technical and scientific terms derived from the Greek. Occasionally, though, in the process of adaptation, there is a regrettable loss of clarity and precision.

An example of successful use is the word *ion*, which is the neuter present participle of a Greek verb meaning “to go.” But non-Greek technologists, in coining derivatives and compounds of this useful word, have introduced error and confusion. *Ionic order* (architectural), *Ionic school* (philosophic), etc., refer to the ancient Greek land *Ionia*. *Ionic* is a synonym of *Ionian*; therefore, *ionic bombardment* might (and should, by the rules of language) refer, say, to a naval action off the Ionian Islands! The mythological Greek priestess *Io* (Ἰω), sweetheart of Zeus, who gave her name to these islands, bore no relation whatever to the electrically charged atoms, molecules or radicals in which the radio engineer is interested. She also had nothing to do with the new radio-active isotope *ionium*.

To avoid confusion, derivatives of *ion* should be formed from the genitive *iontos* (ἰοντος which gives us the root *iont-*, or sometimes, for the sake of euphony, *ionto-*.

The correct practice has already been adopted by the medical profession in the word *iontophoresis* (introduction of ions into human tissues). Radio technologists and physicists should, I suggest, follow suit by changing, for example, *ionize* into *iontize*, *ionosphere* into *iontosphere*, *ionium* into *iontium*, etc.

DIONYSIUS J. BATAIMIS.

Hellenic National Broadcasting Institute,  
Athens.

## Electronics and Automation

IN your report on a debate at the Brit. I.R.E. Convention (“Industrial Electronics,” *Wireless World*, August, 1954, p. 358) you mention a discussion on the possibilities of flexible machines which could be programmed for different tasks as required: these would in fact be something like the original concept of a Robot; i.e., a mechanical substitute for a human being. One attempt to mechanize a production process in terms of “replacing human labour” has convinced me that this is a wrong approach. Human labour is very flexible and fairly cheap (especially if female) and a machine to carry out precisely an adjustment such as tuning a circuit to resonance, which at present is done by hand, is prohibitively complex. Not least of the difficulties is that of making the robot connect automatically with the appropriate part of different models of equipment.

The future of “automation” (factory production with the minimum of labour) lies mainly in the development of appropriate manufacturing techniques, such as printed circuitry in radio and electronics, and the pressed-steel body in place of the coach-built body in the automobile

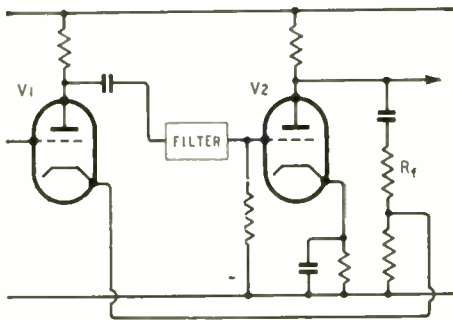
industry. The future of industrial electronics lies in doing things which the average human operator *cannot* do successfully. This applies particularly to fast-moving flow production; e.g., colour printing, textile manufacture, continuous steel strip mills, but it is also beginning to find application in precision machine tools. Whenever the quickness of the machine deceives the eye, or the potential accuracy of the machine is greater than that of human hand and eye, there may be an essential job for electronics.

Birmingham.

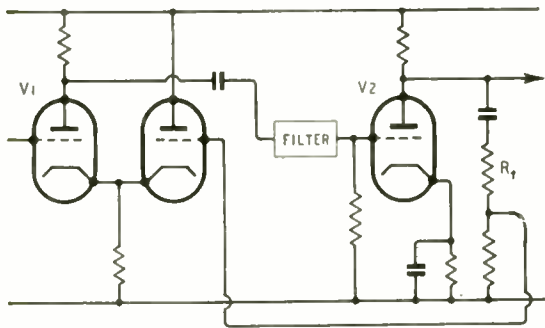
D. A. BELL.

### Feedback Circuits

THE well-known feedback circuit (diagram (a)) is fully discussed in "Radio Designer's Handbook," p. 334. However, one soon finds out when trying to apply the circuit that either the anode load of  $V_2$  becomes inordinately low or that the cathode load of  $V_1$  becomes inordinately high with anything more than a small feed-



(a)



(b)

back ratio. These snags disappear when the feedback is applied to the grid of a cathode follower which is direct coupled to  $V_1$  (diagram (b)). It is possible to vary the feedback between wide limits without upsetting the working characteristics of either  $V_1$  or  $V_2$ .

I am using this circuit in a pre-amplifier with a parallel-T whistle filter between  $V_1$  and  $V_2$ . Coupled to a Baxandall tone control (*Wireless World*, Oct. 1952) the whole arrangement works very well, is silent, stable and, judged by ear, of high fidelity.

It is possible that this circuit may be discussed somewhere in the literature and if one of your readers could enlighten me I would be grateful.

Burgess Hill, Sussex.

A. V. SLATER.

### Vector Diagram Conventions

IN his July article, "Cathode Ray" has advocated that certain conventions should be adopted to ensure that there should be only one correct voltage vector diagram

to correspond to any given circuit diagram. The suggested conventions involve the addition and placing of vectors in an order uniquely determined by the circuit configuration. The conventions thus imply a slight restriction on the commutative law of addition of vectors, and also on the usual understanding of a graphical vector as having length and direction but no defined position.

In my view, although it is desirable in every problem to establish a defined relationship between the sign convention for the circuit diagram and the sign convention for the vector diagram, it is undesirable to extend this to "a perfect tie-up between circuit and vector diagrams" in the rigid one-to-one manner that has been advocated by "Cathode Ray."

"Cathode Ray" has invited his readers to point out any flaw in the system which might account for its lack of general acceptance since it was first proposed in 1951. It is possible that this may reside in the restriction to which the diagrams are subject when an attempt is made to develop them into vector loci. For example, with reference to Fig. 14 of the July article, and considering a constant current condition, diagram (a) would provide the most convenient basis for a locus to illustrate the variation of  $E$  and  $V$  with variation of  $\omega L$ ,  $R_1$ , and  $R_2$  being constant. On the other hand, diagram (b) would be more convenient if  $R_2$  were to be varied with  $R_1$ , and  $\omega L$  held constant, while diagram (c) would be more convenient if  $R_1$  were to be varied with  $R_2$  and  $\omega L$  held constant. To justify these alternative forms of vector diagram, "Cathode Ray" would have to redraw his circuit diagram to match each case, thus attributing undue importance to the cyclic order of the components in a circuit in which the only really significant fact is that the components are connected in series.

Bangor, N. Wales.

DAVID MORRIS.

## FURTHER EDUCATION

### Radio Courses Available

IF the proposal put forward by the Parliamentary and Scientific Committee in a memorandum on higher technological education\* is adopted, some twenty of the existing technical colleges will be granted charters and become Royal Chartered Colleges of Technology, with the right to award degrees in technology. They would provide for advanced full-time "sandwich" and part-time day and evening courses, post-graduate courses and full-time and part-time research.

These are, of course, purely recommendations. Facilities for further technological education do already exist even if some of them are inadequate. We have secured from the Ministry of Education a list of further education establishments providing classes in radio and allied subjects. The term "further education," by the way, is used for establishments providing classes for those whose whole-time formal education has ended.

On the opposite page is tabulated some 150 further education establishments in England† (grouped under counties) providing courses in telecommunications (col. A), radio theory, transmission and marine wireless (B), radio servicing (C), and television servicing (D). The letters used in these columns indicate full-time courses (F), part-time day courses (P) and evening courses (E).

\* "Memorandum on Higher Technological Education," Parliamentary & Scientific Committee, 31, Palace Street, London, S.W.1, price 2s.

† It is hoped to give similar details for Scotland and Wales next month.

	A	B	C	D		A	B	C	D
<b>Bedfordshire</b>					Deptford S.E. London T. C.	P	E		E
Bedford, N. Beds. C.F.E.	P	E			Ealing T.C.	P			
<b>Berkshire</b>					East Ham T.C.	P	E		
Maidenhead, E. Berks. C.F.E.	E		E		Finsbury, Northampton Polytechnic	P	E		
Newbury, S. Berks. C.F.E.	E				Hammersmith Day College	P			
Reading T.C.	P	E			Hendon T.C.	P	E		
<b>Buckinghamshire</b>					Holborn, Kingsway Day College	P	E		
Bletchley E.I.	E				Holway, Northern Polytechnic	F	E	P	E
High Wycombe C.F.E.	E				Kingsbury E.I.	F	E		
Slough C.F.E.	E				Norwood T.C.	F	E		P
Wolverton T.I.	E				Poplar T.C.			E	E
<b>Cambridgeshire</b>					St. Marylebone, The Polytechnic	E	E	E	E
Cambridge T.C.	E	P	E		Southgate T.I.				
<b>Cheshire</b>					Southwark, Borough Polytechnic	P	E	P	E
Crewe T.C.			E		Walthamstow, S.W. Essex T.C.	E	P	E	E
Stockport C.F.E.	E		P	E	Wandsworth T.C.	P	E		
<b>Cornwall</b>					West Ham C.T.	E		E	E
Redruth, Cornwall T.C.	P	E		P	Willesden T. C.	P	E		
<b>Cumberland</b>					Wimbledon T.C.	P	E		E
Carlisle T.C.	E	E			Woolwich Day College	P			
<b>Derbyshire</b>					" Polytechnic	P	E		
Derby T.C.	P	E		P	<b>Middlesex</b>				
<b>Devonshire</b>					Enfield T.C.	P	E		E
Barnstaple, N. Devon T.C.	P	E			Isleworth, Spring Grove Polytechnic	P	E		E
Exeter, Central T.C.	P	E		E	Southall T.C.	E		E	P
Plymouth & Devonport Mun. T.C.	P	E	P	E	<b>Norfolk</b>				
Tiverton Science & Tech. School	E				King's Lynn T.I.	E	E		
Torquay, S. Devon T.C.	P	E			N. Walsham E.I.				
<b>Dorsetshire</b>					Norwich City College	P	E		
Weymouth, S. Dorset T.C.	E		E		<b>Northamptonshire</b>				
<b>Durham</b>					Kettering T.I.	E			
Darlington T.C.	P	E			Wellingborough T.C.		E	E	
South Shields Marine & T.C.		F	E	E	<b>Northumberland</b>				
Strockton-on-Tees T.I.		E			Newcastle, Rutherford C.T.	P	E	E	P
West Hartlepool T.C.	P	E		E	<b>Nottinghamshire</b>				
<b>Essex</b>					Nottingham & Dist. T.C.	P	E	E	P
Chelmsford, Mid-Essex T.C.		P	E		<b>Oxfordshire</b>				
Colchester, Ardleigh House C.F.E.	P		E		Oxford C.T.	E	P		
" N.E. Essex T.C.	P	E			<b>Shropshire</b>				
Dagenham, S.E. Essex T.C.	P	E		P	Bridgenorth E.I.	E			
Southend-on-Sea Mun. T.C.	E		P	E	Shrewsbury T.I.				
<b>Gloucestershire</b>					Shrewsbury T.C.	P	E		E
Bristol C.T.	E		F	E	<b>Somerset</b>				
Cheltenham, N. Glos. T.C.	E		E		Bath T.C.		P		E
Gloucester T.C.	E		E		Burnham T.I.		E		
Stroud & Dist. T.C.	E		E		Taunton T.C.		E		E
<b>Hampshire</b>					Weston-Super-Mare, School of Science	E			
Aldershot E.I.	E				<b>Staffordshire</b>				
Bournemouth Mun. C.T.	P	E	E	E	Burton-on-Trent T.C.	E		E	
Farnborough T.C.	E				Stafford, County T.C.	E	E		
Portsmouth Mun. Coll.	P	E	P	E	Stoke-on-Trent, N. Staffs. T.C.	P	E		P
Southampton University	P	E	F	P	Walsall T.C.		E		P
<b>Herefordshire</b>					Wolverhampton & Staffs. T.C.	P	E	F	P
Hereford C.F.E.	P	E		E	" Wulfrun C.F.E.	P	E	P	E
<b>Hertfordshire</b>					<b>Suffolk</b>				
Hatfield T.C.	E		P	E	Lowestoft T.I.	P	E		E
Letchworth, N. Herts. T.C.					<b>Surrey</b>				
St. Albans C.F.E.	E				Croydon Polytechnic	P	E	P	E
Watford, S. Herts. C.F.E.	P				Guildford, County T.C.	E			
<b>Kent</b>					Kingston T.C.		E		
Beckenham T.I.	P				Mitcham E.I.		E		
Canterbury T.C.	P	E			New Malden West E.I.		E		
Dartford T.C.	P	E	E		Richmond T.I.				P
Dover T.C.	E				Weybridge, Brooklands T.C.				E
Faversham E.I.		E			<b>Sussex</b>				
Folkestone T.C.	E				Brighton Mun. T.C.	P	E		
Gillingham, Medway T.C.	P	E		P	" Preston T.I.			P	E
Gravesend T.C.				E	Crowborough E.I.	E			
Ramsgate, Thanet T.C.	E				Hastings T.I.	E			
Timbridge Wells, W. Kent T.C.	P	E			<b>Warwickshire</b>				
<b>Lancashire</b>					Birmingham, Bournville Day College	P			
Blackburn Mun. T.C.	E		P	E	" Bournville & Northfield T.I.				E
Blackpool T.C.	P	E	E		" C.T.	P	E		
Bolton Mun. T.C.	E		P	E	Coventry T.C.	P		E	P
Bootle Mun. T.C.	P	E			<b>Westmorland</b>				
Lancaster & Morecambe C.F.E.	E				Kendal, Allen T.I.	E			
Liverpool C.T.	E		E		<b>Wiltshire</b>				
" Old Swan T.I.	E				Chippenham, N.W. Wilts. C.F.E.	E	E	E	
" Riversdale T.C.	P		P	E	Malmesbury F.E. Inst.	E			
" Walton T.C.	P				Salisbury & S. Wilts. C.F.E.				E
Manchester, Openshaw T.C.	P	E		P	<b>Worcestershire</b>				
Oldham, Mun. T.C.			P	E	Bromsgrove Tech. School			E	
Preston, Harris Inst.	E		E		Worcester, Victoria Inst.	E			
Salford, Royal T.C.	P	E		E	<b>Yorkshire</b>				
Stretford, Metrovick School	P				Barnsley Mining & T.C.		E	E	
Wigan & Dist. Mining & T.C.	P	E			Bradford, Hanson T.I.	P			
<b>Leicestershire</b>					" T.C.	P	E	E	E
Leicester C.T.	P	E	P	E	Doncaster T.C.	E		P	
Malton Mowbray T.C.	E				Huddersfield T.C.	P		P	
<b>Lincolnshire</b>					Kingston-upon-Hull Mun. T.C.	P	E		E
Grantham T.C.	E				Leeds C.T.	E			E
Grimsby C.F.E.			P	E	Middlesbrough, Constantine T.C.	P	E		E
Lincoln T.C.			E		Rotherham T.C.		E		
<b>London</b>					Scarborough T.I.	E			P
Acton T.C.	E	P	E		Sheffield C.T.	P	E		
Battersea Polytechnic	E				University		E		
Dep. ford, S.E. London Day College	P				York T.C.	P	E		

C.T. College of Technology; T.C. Technical College; T.I. Technical Institute; E.I. Evening Institute; C.F.E. College of Further Education



# Ferrite Rod Aerials

## Underlying Principles and Basic Design Formulae

By W. A. EVERDEN,\* G.I.Mech.E.

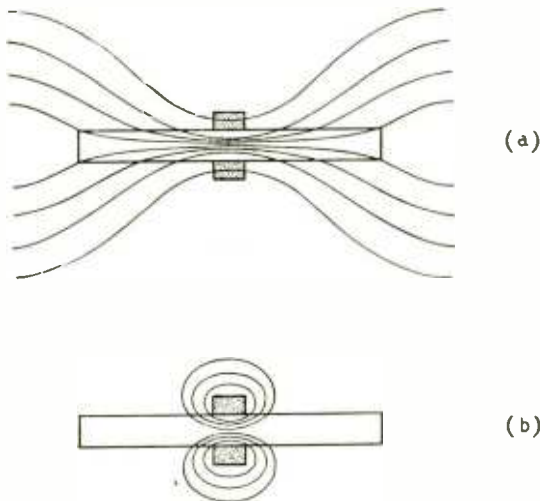


Fig. 1. The effective permeability  $\mu_e$  of the rod to an external field (a), must be distinguished from the permeability  $\mu_c$  relative to the coil (b).

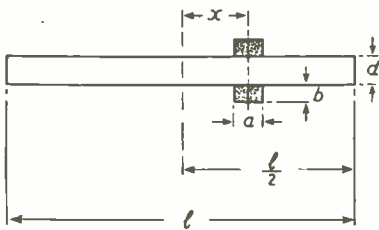


Fig. 2. Relevant physical dimensions of an aerial rod and coil.

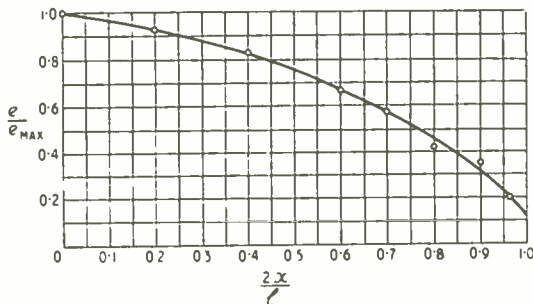


Fig. 3. Distribution of e.m.f. ( $e/e_{max}$ ) induced in a coil as a function of its distance  $2x/l$  from the midpoint of an aerial rod.

WITH the introduction of the nickel-zinc grades of Ferroxcube with their high material permeabilities and low losses many new fields of application have been opened up. Not the least important of these is the replacement of bulky frame aerials by relatively small rods and coils. All aerial rod designs in this article are based on Ferroxcube rods in grade B2, which has an initial permeability of approximately 200 and a resistivity of  $10^5$  ohm-cm. Its loss factor  $\tan\delta/\mu$  at 0.5 Mc/s being  $90 \times 10^{-6}$ .

It should not be assumed that rod aerials, as they have come to be known, can only replace frames or indoor systems; with a rod of larger proportions than those discussed in this article, a signal voltage comparable with that of an outdoor aerial in combination with a normal input circuit can be approached. Interference which is now so prevalent all over the long and medium wavebands can often be reduced by the directional effect inherent in these assemblies.

Although the advantages of such a system are immediately evident, the design of a suitable assembly is rather complex, due mainly to the lack of practical design data on open-ended coils. An attempt will be made in this article to combine all necessary data on this form of aerial into workable formulae, and to present examples of the manner in which ferrites can be used in practical aerial systems.

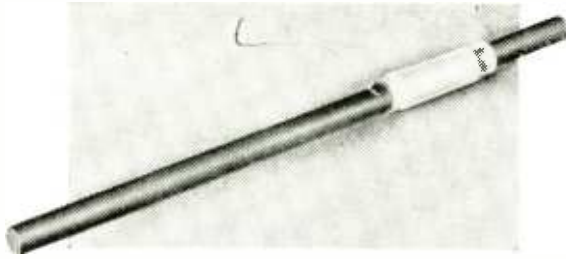
Before analysing the physical properties of rod aerials it may be worth while to discuss the relative merits of inductive and capacitive aerials, as the basis of comparison may not be immediately obvious.

### Inductive and Capacitive Aerials

The efficiency of any type of aerial is usually judged from the voltage delivered to the grid of the first valve. With an average domestic aerial of dimensions under a half wavelength, used in conjunction with a matching transformer, the voltage is proportional to the product of the field intensity (vectorially) in volts per metre, the effective height ( $h$ ) in metres and the transformer ratio ( $N$ ).

With inductive aerials, including rod aerials, the voltage at the first grid is mainly determined by the product of the effective height ( $h$ ) and the aerial circuit quality factor ( $Q$ ). No direct comparison should be made between these two types of aerial. However, a comparison can be made between the products of effective height ( $h$ ) and transformer ratio ( $N$ ) of the capacitive aerial against the effective height and quality factor  $Q$  of the latter.

\* Mullard Ltd. (Components Division).



Experimental ferrite rod aerial for frequencies of the order of 1 Mc/s.

### Basic Design Data

**Frame Aerials.**—At the input to any aerial the field concentration and frequency of the transmitter signal are usually known. A loop of  $n$  turns enclosing a part of the radiated field will then have induced in it an e.m.f. of

$$e_1 = \Phi \omega n \cdot 10^{-8} \dots \dots \dots (1)$$

$$= B a \omega n \cdot 10^{-8} \text{ volts} \dots \dots \dots (2)$$

where the cross-sectional area of the loop is  $a$  sq. cm., the flux  $\Phi = Ba$  and the flux density  $B$  is in gauss.

If  $Q$  is the input circuit quality factor, then the voltage becomes  $e_1 Q$ , denoted  $e_0$ , and is applied to the grid of the first valve. Therefore

$$e_0 = Q B a \omega n \cdot 10^{-8} \text{ volts} \dots \dots \dots (3)$$

**Rod Aerials.**—The main purpose of a high-permeability ferromagnetic core is to increase the flux density  $B$  within the closed loop. For satisfactory operation this should take the form of a rod so that the flux may be concentrated within the turns of the coil (Fig. 1(a)).

By redesigning the aerial coil and inserting a ferromagnetic core, the effective permeability of the enclosed medium to an external field is increased. This effective permeability  $\mu'$  is much lower and should not be confused with the initial permeability  $\mu_0$  of the core material as measured in a closed magnetic circuit. The output voltage now becomes:

$$e_0 = \mu' Q B a \omega n \cdot 10^{-8} \text{ volts} \dots \dots \dots (4)$$

The calculations of  $\mu'$  will not be dealt with here, as it is fully covered in the literature<sup>1</sup>; it is only necessary to say that  $\mu'$  can never exceed  $\mu_0$ , and depends mainly upon the physical dimensions of the core. This can be seen from Fig. (5).

It has often been argued that a flat plate of ferromagnetic material would be more suitable for this application than a small-diameter rod, but experiments leading to the computing of Fig. 5 have shown that the flux density inside a plate at right angles to the magnetizing field differs very little from that of the magnetizing field. This can be shown if we take a plate of Ferroxcube with an initial permeability of 200 and dimensions  $l = 114$  mm,  $d = 6.3$  mm. The  $l/d$  ratio then becomes 0.055 and from Fig. 5 we obtain an effective permeability  $\mu'$ , which is for practical purposes unity.

With the introduction of a ferromagnetic core, the aerial system becomes considerably modified. So far we have been considering it primarily in relation to the external field, but it is also part of a tuned circuit and must have a specific value of inductance  $L$ . From this it should be evident that the increased permeability

necessarily involves a reduction in both  $a$  and  $n$ , and therefore equation (4) must be developed, to contain  $L$  as a parameter. It is thus obvious that the physical size of the coil may be reduced to one not very much larger than that of the core. With the introduction of any ferromagnetic core, the inductance  $L$  increases by a factor  $L_c/L_a$ , where  $L_c$  is the inductance with ferromagnetic core and  $L_a$  is the inductance with an air core. This is often termed the coil permeability  $\mu_c$  and differs considerably from  $\mu'$  (see Fig. 1).

At this stage all coils will be shown diagrammatically as being short pile-wound coils. The designing of the most efficient coil will be dealt with later. The inductance of an air-cored coil of the form shown in Fig. 2 is given by the following formulæ:

$$L = n^2 d \phi \cdot 10^{-8} \text{ henrys} \dots \dots \dots (5)$$

where  $\phi$  is a constant which depends on the dimensional ratios  $a/d$  and  $b'/d$  of the coil.

The ratio of the external and internal reluctance paths of an air-cored coil mainly determines this value of inductance. It can be assumed that this ratio of reluctance within the coil to that outside the coil is 10:1. Thus approximately 1/11th of the circuit reluctance is outside the coil. For a coil where a ferromagnetic core is introduced the reluctance of the magnetic path inside the coil can be neglected compared with the external path.

If we now continue the assumption given above it is evident that the inductance ratio of a coil with a

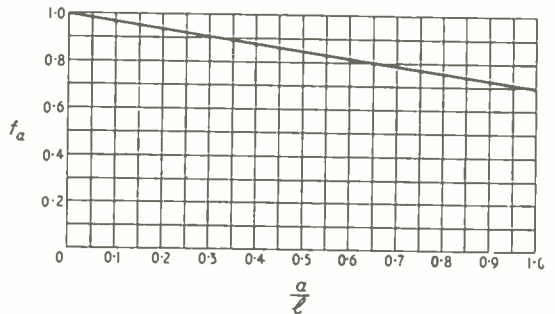


Fig. 4. Ratio of mean to maximum flux density ( $f_a$ ) as a function of coil length relative to the length of the core.

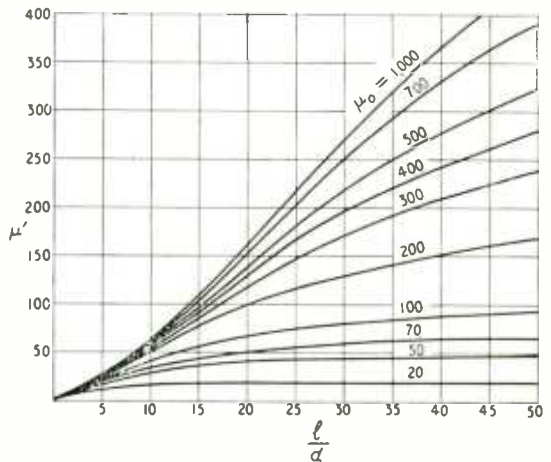


Fig. 5. Effective permeability of rod in an external field as a function of the ratio  $l/d$  with initial permeability as a parameter.

<sup>1</sup> See for example "Demagnetizing Factors of Rods" by R. M. Bozorth and D. M. Chapin, *J. Appl. Phys.*, Vol. 13, p. 321, 1942.

ferromagnetic core to that of an air-cored coil will be approximately 11 : 1.

It can be shown that for a short-section coil of the type shown in Fig. 2 the effective coil permeability  $\mu_c$  is usually between 5 and 15. With a ferromagnetic core the inductance will be:

$$L = n^2 d \phi \mu_c \cdot 10^{-8} \text{ henrys} \quad \dots \quad (6)$$

By substituting in equations (4) and (6) we obtain:

$$e_0 = QBa \omega \mu' \sqrt{\left(\frac{L}{d \phi \mu_c}\right)} \cdot 10^{-4} \text{ volts} \quad \dots \quad (7)$$

Equation (7) thus shows that a high value of output volts  $e_0$  can be obtained by the optimum choice of the effective values  $\mu'$  and  $\mu_c$ . These factors can be controlled during the design stage.

**Control of Rod Permeability.**—If a ferromagnetic rod is placed in a uniform magnetic field B, the field is distorted towards the centre of the rod. The maximum flux density is at the centre and decreases towards the two ends. The rod permeability  $\mu'$  is of the ratio of maximum flux density with the rod in position, to that of the original field flux density B. For rods with large  $l/d$  ratios having reasonably high material permeabilities the flux distribution along the rod is almost parabolic. The curve of Fig. 3 shows this effect in terms of the ratio of induced e.m.f.'s for a grade B2 Ferroxcube rod 200 mm long and 8 mm diameter. From this curve it can be seen that equation (4) only holds when the coil is placed at the centre of the rod, where the flux density is maximum. The ratio of the mean to maximum flux density has been termed the averaging factor  $f_a$  and a curve, derived from Fig. 3 by integration, showing the dependence of  $f_a$  on the relative length of coil and rod for a symmetrical arrangement is given in Fig. 4. For a very short coil,  $f_a = 1$  and for a coil surrounding the entire length of the rod it is 0.7.

Fig. 5 shows  $\mu'$  plotted as a function of the initial permeability  $\mu_0$  and the ratio  $l/d$ . To obtain a high value of effective permeability  $\mu'$  the ratio  $l/d$  and the initial permeability  $\mu_0$  must be high. As a first approximation,  $\mu'$  may be assumed proportional to the ratio  $l/d$ , say

$$\mu' = a \frac{l}{d} \quad \dots \quad (8)$$

From equations (7) and (8), and substituting  $a = \frac{\pi d^2}{4}$  we get

$$e_0 = QB \omega \alpha \frac{\pi l}{4} \sqrt{\frac{dL}{\phi \mu_c}} \cdot 10^{-4} \text{ volts} \quad \dots \quad (9)$$

**Circuit Quality Factor (Q).**—The circuit quality factor Q is, of course, one of the main considerations. The reason for this is that an optimum Q value not only determines the output voltage  $e_0$  but also the circuit selectivity. It would seem that as high a Q as possible would be an advantage, but tests have shown that if a Q value greatly in excess of 200 at 1 Mc/s is used, severe sideband cutting is experienced.

**Influence of Q on Signal/Noise Ratio.**—When calculating the effective Q of the circuit the effect of valve input impedance must not be overlooked. To account for this, our quality factor will now be denoted as Q'. The circuit quality factor Q' also has an influence upon the signal/noise ratio  $e_0/V_n$ .

It can be proved that a given noise voltage ( $V_n$ ) does not in any way depend on the value of Q' but is

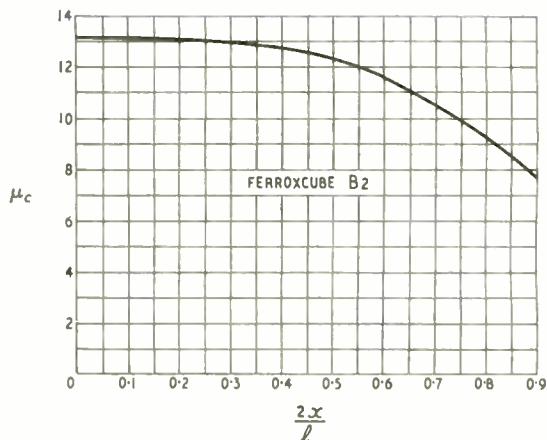


Fig. 6. Measured values of  $\mu_c$  plotted as a function of distance  $2x/l$  from centre of rod.

directly proportional to the frequency. By looking at either equation (3) or (4) it can be seen that  $e_0$  is proportional to the frequency and quality factor, therefore  $e_0/V_n$  will not be subject to the frequency but will be proportional to the quality factor.

From this statement it can be seen that a high value of Q would be an advantage in respect of signal/noise ratio.

**Temperature Coefficient.**—The temperature coefficient of open-ended coils using Ferroxcube cores is a subject by itself and is extensively dealt with elsewhere.<sup>2</sup> It should suffice to say that at normal ambient temperature the permeability of Ferroxcube has a small positive temperature coefficient which, in this type of application, produces a positive temperature coefficient of inductance of approximately  $0.4 \times 10^{-4}$  (°C.). This variation of inductance can in turn influence the shape of the tracking curve.

**Mechanical Mounting.**—Wherever possible the rod should be mounted above or to one side of the chassis so that the additional losses introduced due to the proximity of any metal-cased components are reduced to a minimum. In order to ensure optimum performance it is also advantageous to keep the length of the rod almost the same as that of the chassis, otherwise the latter will have a screening effect, thus lowering the obtainable grid voltage.

A general method of mounting is to extend small plastic brackets from the end of the chassis and insert the rod between rubber grommets so that any vibration or torsion that may be set up during transportation is absorbed. Tag boards and soldering lugs should be mounted away from the actual coil, otherwise a reduction of Q of as much as 20% at 1 Mc/s (299.8 metres) may result. This loss and any other which may be set up due to metal objects, is proportional to the square of the frequency.

**Adjustment of Inductance.**—Two methods of adjustment are now in general use, the more popular being to slide the coil along the rod until the required value of inductance is obtained. This will be found to be most critical as the centre line of rod is approached. The second method is that of removing or spacing of end turns, and is used where the coil is wound directly on the core.

**Material Tolerances.**—Mechanical tolerances on

<sup>2</sup> *Electronic Application Bulletin*, Vol. 13, No. 6. Tolerances and temperature coefficient of coils with Ferroxcube slugs.



the dimensions of Ferroxcube B2 are  $\pm 3\%$  on diameter and  $\pm 4\%$  on length, and the value of initial permeability  $\mu_0$  is generally quoted on ring specimens as being  $> 200$ . The combined effect of these tolerances can cause a spread in  $\mu_c$  of  $\pm 5\%$  when measured with a given coil in a fixed position, e.g., in the middle of the rod. For most rods and an average coil the required inductance should be designed at a point where  $2x/l = 0.45$ . Fig. 6 shows that for starting value  $2x = 0.45$  a displacement of the coil to a position where  $2x/l = 0.2$  or  $0.6$  will be sufficient to compensate for a spread in  $\mu_c$  of  $\pm 5\%$ .

**Effective Height.**—The factor known as the effective height has already been discussed in so far as it affects the comparative merits of inductive and capacitive aeriels. As already explained it is common to express the field intensity in volts metre and the performance of an aerial as the effective height.

The effective height of a loop aerial is usually expressed as:

$$h = \frac{2\pi An}{\lambda} \cdot 10^{-4} \text{ (metres)} \quad \dots \quad (10)$$

where  $A$  is the mean area of the loop in  $\text{cm}^2$  and  $\lambda$  is the wavelength in metres. If a ferromagnetic rod is now introduced having a permeability  $\mu'$  equation (10) becomes:

$$h = \frac{2\pi A n f_a \mu'}{\lambda} \cdot 10^{-4} \text{ (metres)} \quad \dots \quad (11)$$

where  $f_a$  is derived from Fig. 4,  $A$  is the mean area of the coil in  $\text{cm}^2$  and  $\lambda$  is the wavelength in metres.

**Coil Design.**—First let us decide what is going to be the main design parameter, i.e., maximum output voltage or a high value of  $Q$ . If a high value of  $e_0$  is aimed at, the  $Q$  value will more often than not be poor, and if a high  $Q$  value is the main requirement then the grid voltage may well be below average. Because most radio engineers are continually striving to achieve better selectivity we will consider first a design with a predetermined  $Q$  value.

Most of the information which has so far been published on this subject has treated the problem on the basis of a fixed frequency of 1 Mc/s. Experiments have shown us that the value of  $Q$  increases with the rod diameter, but from an economic standpoint the optimum value occurs at about 200-210 on a 5/16in diameter rod 8in long in Ferroxcube grade B2.

If we take this value of  $Q$  as a general figure and design our coil around a rod 5/16in dia.  $\times$  8in long this will form a basis for all further designs. A coil whose length is relatively small has been chosen so

that the value of temperature coefficient can be kept within reasonable limits. It will be found that due to the manufacturing tolerances essential with most ferrite materials, the coil will have to be moved toward one end of the rod to obtain the required value of  $Q$ . Assuming an inductance of  $197 \mu\text{H}$  for the medium-wave coil and a coil permeability of 13, the theoretical position of the coil from the centre line of the rod can be obtained from Fig. 6.

If we now take the reciprocal of our quality factor, i.e.,  $1/Q = \tan \delta = 50 \times 10^{-4}$  we see from Fig. 7 that this value of  $Q$  can be obtained with a coil permeability of 11. If this value of permeability is accepted the new position of the coil, with reference to the centre line of the rod can be found by referring to Fig. 6 to be  $2x/l = 0.6$ .

The decrease in coil permeability must now be compensated for by an increase in the number of turns, in this particular case by multiplying by the ratio of 1 : 1.1 where it will be found that the required number of turns will increase from 27 to 30.

Due to the displacement of the coil, the flux distribution will decrease as shown in Fig. 3, for  $2x/l = 0.6$  the decrease of  $e/e_{max} = 0.68$ .

Converting physical dimensions into cm and taking  $n = 30, f_a = 1$  and  $\mu' = 117$ , the effective height is

$$h = \frac{2\pi \times 0.5 \times 30 \times 1 \times 117 \times 0.68}{299.8} \cdot 10^{-4} = 0.0025 \text{ metre}$$

The overall performance,  $hQ = 0.0025 \times 200 = 0.5$ .

If this value is compared with that of the second design it will be found that the increase of  $Q$  was obtained at the expense of overall performance.

From laboratory tests it has been determined that short thick rods should be employed where exceptionally high values of  $Q$  are required, i.e. say  $9.16\text{in} \times 4\text{in}$  long. A typical design for a medium- and long-wave aerial coil utilizing the core stated above would be 50 turns of 9.40 litz wound approximately  $\frac{1}{2}\text{in}$  from one end, this forming the medium wave section with 120 turns of 9.40 litz wound on the opposite end and used in conjunction with the medium wave coil for the long wave reception. A multi-turn coupling coil is sometimes found to be necessary between the two windings, when coupling to an external aerial.

With an assembly of these dimensions, and taking  $n = 50, f_a = 1, \mu' = 40$  and  $e/e_{max} = 0.75$ , the effective height is

$$h = \frac{2\pi \times 1.54 \times 50 \times 1 \times 40 \times 0.75}{299.8} \cdot 10^{-4} = 0.00484 \text{ metre}$$

and the overall performance  $hQ = 0.00484 \times 250 = 1.21$  where a  $Q$  of 250 is applicable for this type of rod.

Let us now consider a design where the voltage applied to the grid of the first valve becomes a main consideration. This design is again based on the same Ferroxcube rod as the first example, i.e. 5/16in dia.  $\times$  8in long.

The initial or toroidal permeability of Ferroxcube grade B2 is given as 200; knowing this and the  $l/d$  ratio we can find  $\mu'$  from Fig. 5, i.e. 117. The coil effective permeability factor  $\phi\mu_c$ , on the other hand, can be determined from Fig. 8, which is a curve of measured values of  $\phi\mu_c$  plotted as a function of  $a/l$ . The quality factor will be  $Q = 10^4/62 = 161$ .

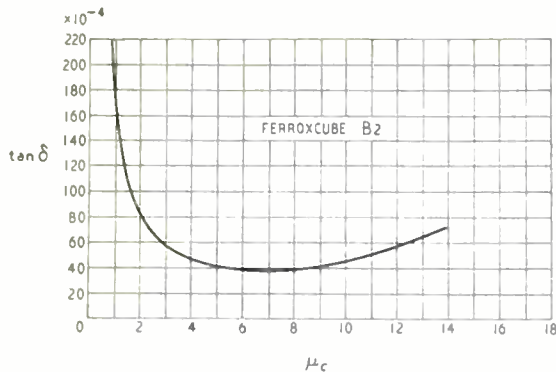


Fig. 7. Total losses plotted as a function of  $\mu_c$ .

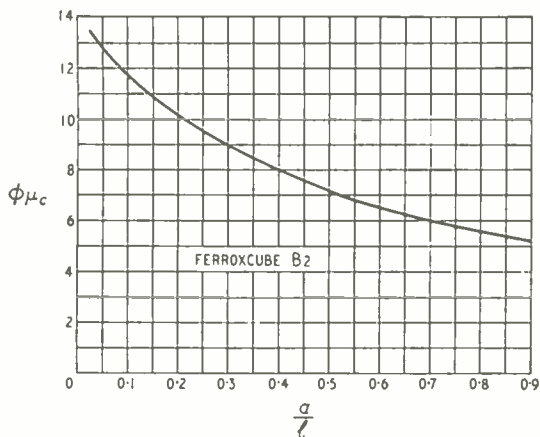


Fig. 8. Variation of  $\phi\mu_c$  with the ratio of coil length to rod length.

With this information it is now possible to calculate the effective height, inductance, etc., of the aerial. As already explained, the value of  $f_a$  for the short type of coil used is practically unity.

Therefore the effective height is

$$h = \frac{2\pi \times 0.5 \cdot 27 \times 117}{299.8} \cdot 10^{-4} = 0.0033 \text{ metre}$$

and the overall performance of the aerial system will be  $hQ = 0.0033 \times 161 = 0.532$ .

For proof that a higher overall performance can be obtained by increasing the value of the  $l/d$  ratio the above example has only to be re-calculated with an  $l/d$  ratio of say 40. The objection here being that the rod would be difficult to manufacture by normal processing and hence not an economical proposition.

From Fig. 8 the effect of increasing the length of the coil can be seen, the slope between unity and  $a/l = 0.5$  is reasonably flat and between 0.5 and zero extremely sharp. Therefore there is little benefit to be gained in increasing the ratio of  $a/l$  above 0.5 as the price of a decrease of  $\phi\mu_c$  would be considerable increase in both losses and temperature coefficient.

**Variation in Coil Performance.**—Recent tests on the size, shape and wire diameter of which medium wave coils are wound have proven rather interesting and will be summarized as follows. For reasons already explained, short-length single-layer coils have, up to now, been used, positioned towards one end of the ferrite rod. If we now spread-wind, or progressively wave-wind over approximately 2–3 in of the rod length, keeping the ratio  $a/l$  less than 0.5, it will be found that the quality factor will drop by approximately 25%, i.e. from 200–210 to 150–160. The pick-up voltage will, however, increase. Therefore, before finally deciding upon the type of coil necessary for a particular circuit, the main parameter of selectivity or sensitivity should be decided upon. If a long loosely wound coil is used then the value of  $\phi\mu_c$  will increase, which in turn will decrease the value of inductance, so that the number of turns must be increased to compensate for this loss.

The effects of temperature coefficient on the type of coil described influence the overall performance of the aerial by very little and can be more or less neglected.

**Effect of Winding Wire.**—For close wound coils the Q values vary greatly both with wire diameter and type. For instance, with solid wire 25 s.w.g. the

Q value is approximately 100, whereas with the same coil wound from 9/40 litz the quality factor increases to 270. It is worth noting that the input voltage increases with a decreasing wire gauge and is a maximum with litz. On the other hand, with long spread windings the quality factor remains almost constant with the type and wire gauge, the circuit voltage following the same trend.

Up to now we have only considered the effects of various types of coil on the quality factor, but it is of importance to take into account the effects of variations in the coil upon the inductance.

1. The maximum variation of inductance as a function of frequency is  $\pm 1\%$ , and does not depend upon the coil dimensions.

2. As already pointed out, by increasing the length of the coil we also increase the value of  $\mu_c$  and decrease the true value of inductance. Therefore for a constant inductance, the number of turns must be increased, but this in turn decreases the value of Q.

3. The type of wire used does not influence the value of inductance but can greatly effect the quality factor.

All coils so far described have a diameter which only exceeds the diameter of the rod by the thickness of the coil former which is usually of brown paper or very thin presspahn. To find what influence this increase in diameter has upon the circuit quality factor a series of measurements were taken with an increasing diameter of coil former and keeping the length of the coil and number of turns the same.


Coil Diameter (mm)	Quality Factor (Q)
8	203
9.5	227
12	233
14	224
20	216
28	205

All measurements were taken at 1 Mc/s.

## Miniature Radio-Gramophone

WEIGHING only 10 lb, the "Babyphon" portable radio-gramophone is operated entirely from batteries—90-V h.t. and two 1.5-V cells being required for the valves and four 1.5-V cells for the special turntable motor. This is designed for 45 r.p.m. 7-in records and a speed control is provided to compensate for battery voltage variation. The miniature pickup is fitted with a sapphire stylus.

In the receiver, which covers medium waves only, four low-consumption (0.025-A) valves are used, in conjunction with a ferrite rod aerial. The circular tuning dial is concentric with the record turntable. Storage is provided for five records in the lid.



The price of this instrument, which is of German manufacture, is £32 9s 11d (including tax, but without batteries) and the distributors in the United Kingdom are G-A Distributors (Whitehall), Ltd., 29, Whitehall, London, S.W.1. A mains feeder unit is available and costs £4 4s.

# Filters Without Fears

## 2.—Tchebycheff: a Name to Conjure With

By THOMAS RODDAM

LAST month I embarked on the task of persuading the reader that if he kept his nerve when confronted by a cumbersome algebraic expression there was no reason why he should not plunge into the exact theory of filter design without any fear of finding himself embroiled with the higher mathematics. As we shall see later, there are many problems where the classical theory is virtually useless. This is not because there is anything wrong with the classical theory itself, but is simply because the classical theory assumes that you have a lot of filter between the two ends, so that the end effects are relatively small correction terms. Where the filter is nearly all end, the direct approach is both easier and better. Moreover, the algebraic approach is balanced in regard to effort: a simple filter is easy to design, a complicated filter is extremely tedious.

The first stage of the process, which is always based on the low-pass filter, is to calculate the ratio of generator voltage to load assuming that we have a resistive generator, a resistive load, and  $n$  reactances in between. The  $n$  reactances, consisting of alternate shunt capacitances and serial inductances, form a low-pass filter of the  $n$ th order, and the standard way of calculating the currents and voltages is by means of Maxwell's circulating currents. Although I worked in terms of voltage, the whole treatment can be carried out in terms of current: often, indeed, it is desirable to work with current at one end and voltage at the other. For example, a pentode working into a valve grid suggests that we consider the input current/output voltage ratio; a triode working into a transistor emitter would best be treated by considering the input voltage/output current ratio: all we need to consider really is the ratio of input quantity/output

quantity with and without the filter network. The ratio of those two ratios is the insertion loss.

The first article expressed this ratio of ratios in the form  $|N|^2$ , where the insertion loss in decibels is  $10 \log |N|^2$ . We found that for the class of network we are considering,  $|N|^2$  took the general form.

$$a_0 + a_1 \omega^2 + a_2 \omega^4 + \dots + a_n \omega^{2n}$$
 where  $n$  is the order of the network. The coefficients  $a_0, a_1, \dots, a_n$  depend on the resistances, capacitances and inductances and some of the results are displayed in Table I. Since a low-pass filter has no insertion loss at zero frequency, the term  $a_0$  is actually unity as you will see by looking at the table.

We then went on to the problem of choosing the element values. For a low-pass filter the insertion loss should be small if  $\omega$  is less than some particular value  $\omega_1$ , and large if  $\omega$  is greater than some other value  $\omega_2$  ( $\omega_2 > \omega_1$ , of course). If  $\omega$  is less than unity,  $\omega^4$  is smaller than  $\omega^2$ ,  $\omega^6$  smaller than  $\omega^4$ , and so on. Near  $\omega = 0$ , therefore, the general form of

TABLE I

	NETWORK	N
1 <sup>st</sup> ORDER		$1 + j\omega C \frac{R_1 R_2}{R_1 + R_2} = 1 + j\omega CR$ $R = R_1 R_2 / (R_1 + R_2)$
2 <sup>nd</sup> ORDER		$1 + j\omega(CR_p + \frac{L}{R_2}) - \omega^2 LCk$ $k = R_2 / (R_1 + R_2)$
		$1 + j\omega(CR_p + \frac{L}{R_2}) - \omega^2 LCk'$ $k' = R_1 / (R_1 + R_2)$ $R_s = R_1 + R_2 \quad R_p = R_1 R_2 / (R_1 + R_2)$
3 <sup>rd</sup> ORDER		$1 + j\omega \left[ (C_1 + C_2) R_p + \frac{L}{R_2} \right] - \omega^2 \frac{L}{R_2} (C_1 R_1 + C_2 R_2) - j\omega^3 LC_1 C_2 R_p$ $R_s = R_1 + R_2 \quad R_p = R_1 R_2 / (R_1 + R_2)$

Summary of insertion coefficients for basic low-loss filter structures



$|N|^2$  is very close to  $a_0 + a_1 \omega^2$ , so that we can keep  $|N|^2$  small by taking  $a_1 = 0$ . Then we transfer our attention to  $a_0 + a_2 \omega^4$ , and by similar reasoning we can arrive at the Butterworth function ( $a_0 + a_n \omega^{2n}$ ) which keeps very close to  $a_0$  for small values of  $\omega$  and then tips up sharply and smoothly. This gives us a maximal flatness, critically coupled, transitionally coupled response: there may even be some more names for it. Even more attractive, it gives a form which is fairly easy to work with.

The only problem is whether the Butterworth response is the most efficient one. There are three regions in a filter characteristic: the pass band, the transition region and the stop band. The transition region is that range of frequencies where there is too much attenuation for the signal to be useful, and too little attenuation to prevent it being a nuisance. Fig. 1, which shows the Butterworth function of the second order ( $1 + x^4$ ), indicates that if we regard the pass band as the region in which we can satisfy a  $\pm \frac{1}{2}$  db condition, and the stop band as the region in which we have more than 20 db attenuation, the ratio of  $\omega_2/\omega_1$  is about 4.7.

It is very tempting to see whether we cannot do something to improve this state of affairs. Tchebycheff, in St. Petersburg in 1875, published a paper discussing what are now known as the Tchebycheff polynomials, which are exactly what we need. There is, by the way, the usual difference of opinion about the correct way to spell this name, which in some post-war writing appears as Chebyshev, which conforms with the post-revolutionary alphabet. But the polynomials are always written as  $T_n(x)$  and I see no reason for allowing foreign politics to confuse us.

I do not propose to delve into the mathematics of the Tchebycheff polynomials because we shall have all the mathematics we can stand before we reach the end. All we need to know is that these polynomials oscillate up and down within prescribed limits for values of  $x$  between  $-1$  and  $+1$ , and then increase steadily. Curves showing this pass-band behaviour are given in Fig. 2, which shows the first five Tchebycheff polynomials. You will perhaps recognize the shape in the region  $-1 \leq x \leq 1$  as that of the Lissajous figures of the same order and the appropriate phase conditions. It is not surprising, therefore, to find that the even polynomials, which are the only ones which concern us, are given by the equations:

$$\omega = \omega_c \sin \phi$$

$$T_n = \cos n \phi$$

These two equations are given by Darlington, but other writers prefer:

$$\omega = \omega_c \cos \phi$$

$$T_n = \cos n \phi$$

For our purposes there is yet a third form, which is much more convenient. The even polynomials are:

$$T_2(x) = 2x^2 - 1$$

$$T_4(x) = 8x^4 - 8x^2 + 1$$

$$T_6(x) = 32x^6 - 48x^4 + 18x^2 - 1$$

$$T_8(x) = 128x^8 - 256x^6 + 160x^4 - 32x^2 + 1$$

In the region we are considering as the pass band,  $0 \leq x \leq 1$ , these functions oscillate between a maximum value of  $+1$  and a minimum value of  $-1$ . For  $x \gg 1$  the highest order term takes control, and off they go, getting larger as  $x^n$  so that the asymptote has a slope of  $10n$  db/decade or  $33n$  db/octave. A third order filter, for example, which we shall see is associated with  $T_6(x)$ , cuts off at the rate of 18 db/octave.

How can we make use of these polynomials? We have an insertion loss function  $|N| = a_0 + a_1 x^2 + a_2 x^4 + \dots + a_n x^{2n}$  where  $x$ , of course, is either  $\omega$  or  $\omega/\omega_c$ , whatever  $\omega_c$  might be. We want this function to be within the limits  $1 \leq |N|^2 \leq 1 + t$  or  $1 - t \leq |N|^2 \leq 1$  over a range of frequencies, the pass band. To fix our ideas, let us work with the second order filter. We have to consider the Tchebycheff polynomial  $T_4(x) = 8x^4 - 8x^2 + 1$ . At  $x = 0$   $T_4(0) = 1$ . At  $x = 1$ ,  $T_4(1) = 1$ . At  $x = 0.71$ ,  $T_4(0.71) = -1$ . For values of  $x > 1$ ,  $T_4(x)$  increases rapidly. We therefore take a function

$$1 - t + t T_4(x)$$

which lies between 1 and  $1-2t$  for all positive values of  $x$  less than unity. The response is then  $\pm \frac{1}{2}$  10 log  $(1-2t)$  decibels. Let us take as our permitted tolerance  $\pm 0.625$  db, for which we find  $t = 0.125$ . I have chosen this rather odd tolerance to make the arithmetic easier. Now we have the function

$$1 - 0.125 + 0.125 (8x^4 - 8x^2 + 1) = 1 - x^2 + x^4$$

The response of the second order filter is,

$$|N|^2 = 1 + \omega^2 \left[ \left( CR_p + \frac{L}{R_s} \right)^2 - 2LCk \right] + \omega^4 L^2 C^2 k^2$$

In this expression,

$$R_p = R_1 R_2 / (R_1 + R_2)$$

$$R_s = R_1 + R_2$$

$$k = R_2 / (R_1 + R_2)$$

Last month I worked out in detail the conditions for a

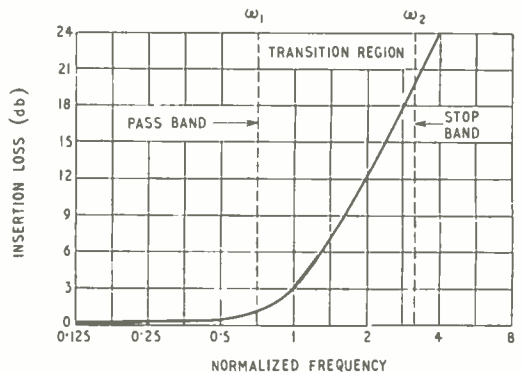


Fig. 1. Butterworth response of second order. The pass band is defined as the region in which the response is within  $\pm 0.5$  db, the stop band as the region in which the insertion loss exceeds 20 db.

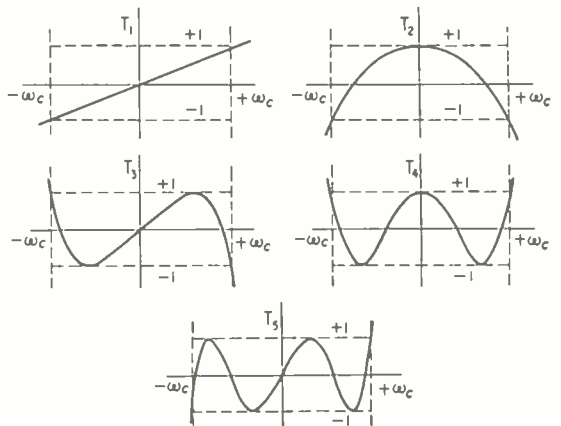


Fig. 2. Form of the first five Tchebycheff polynomials.

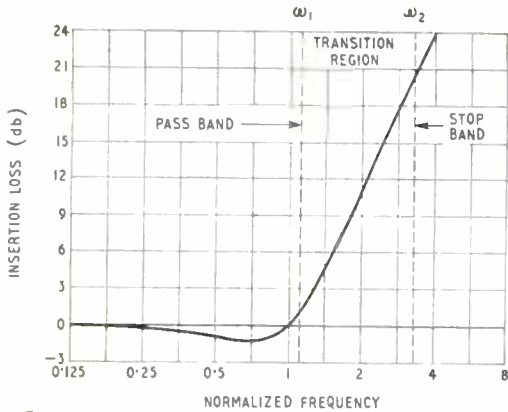


Fig. 3. Tchebycheff response of second order. The pass band is defined as the region in which the response is  $\pm 0.625$  db, and the stop band as the region in which the insertion loss exceeds 20 db.

Butterworth response with  $k = \frac{1}{2}$ , corresponding to  $R_1 = R_2$ . If you try to get a Tchebycheff response under these conditions, you find that you need a negative resistance somewhere in the circuit. We can, however, take  $R_2 = \infty$ , so that  $k = 1$ . Then

$$|N|^2 = 1 + \omega^2 [(CR_1)^2 - 2LC] + \omega^4 L^2 C^2$$

We now compare this with the form

$$1 - x^2 + x^4$$

For identity we must have

$$x^4 = \omega^4 L^2 C^2$$

$$x^2 = (2LC - C^2 R_1^2) \omega^2$$

It is not very hard to reach the equation

$$\omega^2 LC = (2LC - C^2 R_1^2) \omega^2$$

so that

$$C^2 R_1^2 = LC$$

$$L = CR_1^2$$

which we must compare with the condition for a Butterworth response,

$$L = \frac{1}{2} CR_1^2$$

To see what we have gained by this change, let us look at Fig. 3 and compare it with Fig. 1. The small bump, less than  $1\frac{1}{2}$  db, at a normalized frequency of 0.7, has reduced the ratio  $\omega_2/\omega_1$ , from about 4.7 to about 3.3. Another way of expressing this result is that for the same stop-band response the  $\pm 0.6$  db pass band is increased from 0.7 to 1.

Most important of all, we have made full use of one piece of information, the permitted tolerance in the pass band. There is nearly always some inefficiency in a circuit which can be designed without using one of the vital parameters.

We should, I suppose, complete our calculations for the example. At  $\omega^2 LC = x^2 = 1$ , the edge of the pass band is reached. This, of course, means that  $\omega_0^2 LC = 1$ . Then as  $L = CR_1^2$

$$L = R_1^2 / \omega_0$$

$$C = 1 / \omega_0 R_1$$

The other case of  $k = 1$ , with  $R_1 = 0$ , leads us to

$$L = CR_2^2 \text{ instead of } L_{(B)} = \frac{1}{2} CR_2^2, \text{ with}$$

$$L = R_2^2 / \omega_0$$

$$C = 1 / \omega_0 R_2$$

This particular example is, I must confess, deceptively simple. The reason is that the choice of  $t = 0.125$  got rid of all the awkward numbers. If we had decided to adopt  $\pm 0.5$  db. as our design criterion we should have been working with the function

$$1 - 0.8x^2 + 0.8x^4$$

which, although theoretically no harder, leads us to

$$\begin{aligned} 0.8x^4 &= \omega^4 L^2 C^2 \\ \text{giving } 0.894x^2 &= \omega^2 LC \\ \text{and } 0.8x^2 &= (2LC - C^2 R_1^2) \omega^2 \\ \text{or } 1.12\omega^2 LC &= (2LC - C^2 R_1^2) \omega^2 \\ C^2 R_1^2 &= 0.88 LC \\ L &= 1.137 CR_1^2 \end{aligned}$$

Of course, there is no more mathematics, really, but the actual arithmetic is more tedious. It is interesting to notice here that the new value of  $\omega_0$  is  $0.945(LC)^{1/2}$ , so that by tightening the tolerance from  $\pm 0.625$  db to  $\pm 0.5$  db we have cut the pass band down by just over 5%. We may, perhaps, come back to this matter later.

The third order filter is related to the Tchebycheff polynomial of the sixth order,  $T_6(x)$ . For  $x = 0$ ,  $T_6(x) = -1$ , so that we consider

$$1 + t + t \cdot T_6(x)$$

which oscillates between 1 and  $1 + 2t$ . The expression we arrive at is therefore

$$1 + 18t x^2 - 48t x^4 + 32t x^6$$

Any value of  $t$  is going to make this look pretty alarming, and it is this sort of arithmetic which gives network design a bad name. A little investigation shows, however, that if we take  $t = 1/16$ , so that the response is to be within  $\pm 0.25$  db, and then take as our function  $1 + x^2 - 3x^4 + 2x^6$ , we shall not be too much in error. In the special case when  $R_2 = \infty$ , we can pick up the expression quoted in the previous article and simplify it to:

$$|N|^2 = 1 + \omega^2 [(C_1 - C_2)R_1]^2 + \omega^4 [-2LC_1 C_2 (C_1 + C_2)R_1] + \omega^6 L^2 C_1^2 C_2^2 R_1^2$$

and the conditions for this Tchebycheff response become

$$\omega^6 L^2 C_1^2 C_2^2 R_1^2 = 2x^6$$

$$2\omega^4 LC_1 C_2 (C_1 + C_2)R_1 = 3x^4$$

$$\omega^2 (C_1 + C_2)^2 R_1^2 = x^2$$

I am not going to solve these equations for  $L$ ,  $C_1$  and  $C_2$ , though they do not present insuperable difficulties. You will realize, however, that if we had not cheated in our writing of the polynomial, if we had taken  $t$  as, say, 0.1, and if we had chosen  $R_2 = 3R_1$ , the equations might have been rather grim.

Fortunately, there is a much more advanced approach to this problem, and this leads, as is not unusual, to a rather simpler arithmetical process. If you want to know the amount of £100 at 5% after 17 years, you do not write down a long table:

£100

£105

£110 5s and so on

You know that the answer is  $100 (1.05)^{17} = 100$  antilog  $(17 \log 1.05)$ . If you deal a lot with money you will not even do this: you will look the answer up in tables.

There are tables which give the values of the elements in second and third order Tchebycheff low-pass filter, for response tolerances up to  $\pm 0.5$  db. They are given in chapter 12 of "Filter Design Data," by J. H. Mole (E. & F.N. Spon, 1952). With the aid of these tables the use of the Tchebycheff response becomes a matter of no greater complexity than the use of the Butterworth response. The only trouble is that you must be satisfied, in the third order case, to work with either equal resistances at both ends, or with one end open-circuited.

Perhaps we should just look back. The ordinary processes of the application of Maxwell's circulating

currents have led us to an expression for the insertion loss of a network

$$20 \log \left[ \frac{\left( \frac{V \text{ or } I \text{ in}}{V \text{ or } I \text{ out}} \right)_{\text{network}}}{\left( \frac{V \text{ or } I \text{ in}}{V \text{ or } I \text{ out}} \right)_{\text{network}}} \right]_{\text{without network}} = 10 \log |N|^2$$

where

$$|N|^2 = 1 + a_1 \omega^2 + a_2 \omega^4 \dots a_n \omega^{2n}$$

We have then sought a function of the same form which represents the frequency characteristic of a low-pass filter. Such a function, which we can call a filter function, is

$$F(x) = 1 + \alpha_1 x^2 + \alpha_2 x^4 + \dots \alpha_n x^{2n}$$

If our network is to have this characteristic, obviously

$$\begin{aligned} \alpha_1 x^2 &= a_1 \omega^2 \\ \alpha_2 x^4 &= a_2 \omega^4 \end{aligned}$$

and so on.

Two basic kinds of filter function, the Butterworth and the Tchebycheff, have been discussed, and we have seen how we can solve this set of simultaneous equations to find the reactances required. We have also seen that in the simple form we have used, the Tchebycheff equations become very cumbersome. It's a good thing we can dodge the hard work by looking up the answers in tables. We have not yet

**Correction:** In the first part of this article it is regretted that the curves of Figs. 4 and 6 on pages 369 and 370 of the August issue became transposed.

decided whether the Tchebycheff response is always worth while, or what price we must pay for a flatter response. These are matters of very great interest, but they will occupy more space than I can demand here.

The phase characteristics of filters are often of interest, and it must be noted that we have all the information for plotting these characteristics. From the results in part I we can see that the insertion phase shift is:

$$\text{1st order } \theta = \arctan \omega CR$$

2nd order

$$\theta = \arctan \frac{\omega(CR_p + L/R_s)}{1 - \omega^2 LCK}$$

3rd order

$$\theta = \arctan \frac{\omega \left\{ \left[ (C_1 + C_2)R_p + \frac{L}{R_s} \right] - \omega^2 LC_1C_2 R_p \right\}}{1 - \omega^2 \frac{L}{R_s} (C_1R_1 + C_2R_2)}$$

Into these expressions we can now substitute the values we have found for the responses we consider. This may become one of the factors which settles our final choice of response.

*Acknowledgment.* Fig. 2 is adapted from Fig. 2 of "Network Synthesis Using Tchebycheff Polynomial Series" by S. Darlington, *B.S.T.J.* Vol. 31, p. 613 July 1952.

# Ultrasonic Developments

## Techniques Revealed at Oxford and Manchester

**P**ROBABLY the most familiar ultrasonic device to radio technical people is the ultrasonic flaw detector, which works on an echo-sounding principle and uses electronic circuitry somewhat akin to radar. While this idea has become well established it has not been allowed to stagnate, any more than has radar, and recently some interesting variants and developments of the original theme have come to light. One or two were described in papers read at the recent Brit. I.R.E. Convention on industrial electronics at Oxford, while others were on show as actual apparatus at the Ninth Annual Exhibition of Electronic Devices organized by the Institution of Electronics (North-West Branch) at the Manchester College of Technology.

A fairly straightforward application of the flaw-detector principle was an equipment for obtaining echo patterns from the living human brain, the idea being to detect abnormal structures such as cerebral tumours. This was shown at Manchester by the Department of Physics of the Royal Cancer Hospital (see Fig. 1). The ultrasonic waves are generated by a quartz crystal which is pulsed by a thyratron discharge at a repetition rate of 50 c/s and produces a series of damped wave trains at a frequency of 1.25 Mc/s. When the crystal transducer is applied to the patient's cranium a beam of ultrasonic energy about  $\pm 4^\circ$  wide passes through the brain until it encounters an internal sur-

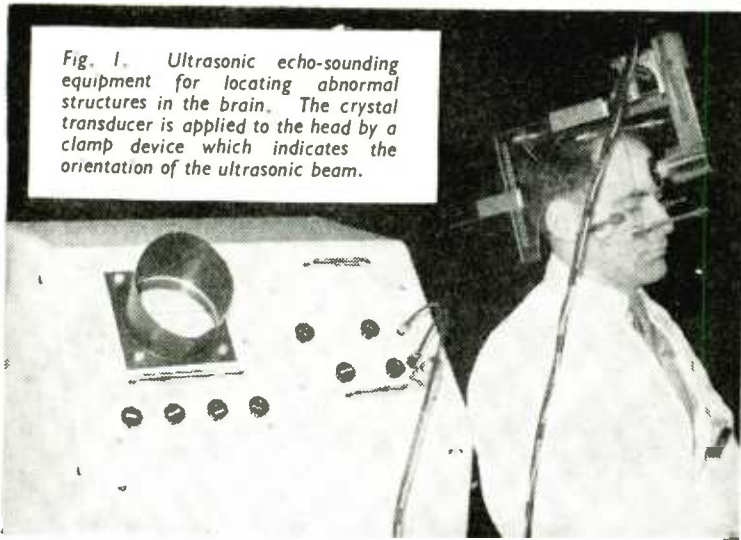
face differing in elasticity or density, and then some of the energy is reflected back. The crystal also acts as a pick-up device, in between the times it is being pulsed by the thyratron, and it receives the burst of reflected energy and converts it back into an electrical signal. This is then amplified and applied to the Y plates of a cathode-ray oscillograph, which has a time-base locked to the 50-c/s thyratron pulse generator. The original transmitted pulse appears at the left-hand edge of the time-base sweep (since it is fed back into the receiver amplifier) while the returned pulse appears farther along to the right, the actual distance between them indicating the distance of the internal reflecting surface from the cranium.

The time-base of the oscillograph will show echoes from surfaces up to 20cm away, and it has been possible to calibrate it in centimetres by using a water tank and immersed reflecting surface in place of the patient's head, for the velocity of the ultrasonic waves in water is very little different from their velocity in brain tissue (a depressing thought!). Since the transmitted pulse is applied straight back to the receiving amplifier, however, this amplifier is paralysed for a short while and as a result echoes from less than 3-4cm away do not appear on the oscillograph.

With an amplifier gain of something like 100 db the equipment is extremely sensitive, and an echo with a



Fig. 1. Ultrasonic echo-sounding equipment for locating abnormal structures in the brain. The crystal transducer is applied to the head by a clamp device which indicates the orientation of the ultrasonic beam.



high signal-to-noise ratio can be obtained in a tank of water from a glass fibre of less than 0.001 in in diameter. Particles and bubbles in the water, too small to be seen, can also be shown up clearly. As for the accuracy of location, a resolution of 20 microns is claimed for the equipment.

When the *Wireless World* reporter was invited to try the apparatus on his own head he was somewhat reluctant, having heard of the emulsifying and cavitation effects produced by ultrasonic waves. It appears, however, that there is no danger of the brain becoming addled, as the average power used is only about 10 microwatts.

One problem in ultrasonic flaw detection which is providing a great deal of food for thought is that of launching the ultrasonic wave into the material at an oblique angle—or more particularly at a variable angle so that the material may be scanned for flaws. Normally, of course, the beam simply travels in at right angles to the surface from the point where the transducer is applied. One approach to the problem has been the use of suitably shaped blocks of glass or Perspex between the transducer and the work. The lower surface of the block, in contact with the work, is made flat, while the upper surface is curved so that the transducer (also suitably curved to fit) may be slid round it in an arc. In this way a steerable beam is obtained, but the method is still rather slow and cumbersome.

A rather ingenious system of beam steering and scanning which the National Physical Laboratory has tried out was described by G. Bradfield at the Brit.I.R.E. Convention. This works on the principle of causing the ultrasonic wave to be

launched from one side of the transducer slightly before or after it starts from the other side. The result is an inclined wave front (the actual inclination depending on the time lag) and the beam travels obliquely from the crystal instead of at right angles to its surface. A comparable situation in Nature is that of sea waves coming in at an oblique angle to a beach, so that they break at one end of the beach somewhat later than at the other end—though here, of course, the waves are arriving instead of departing.

To achieve this effect a barium titanate transducer is used and is divided into a number of sections by grooves (Fig. 2). Each section is then fed from a corresponding section of an LC delay line into which a short  $2\frac{1}{2}$ -Mc/s electrical wave-train is injected. (Actually the barium titanate sections themselves form part of the capacitive

elements of the line.) As a result the ultrasonic wave is launched from the "injection" end straight away and from the other end a fraction of a microsecond later. Using a  $0.235\text{-}\mu\text{sec}$  delay line the wave-front is given an inclination of  $4^\circ$  from normal and with a  $0.47\text{-}\mu\text{sec}$  line it has an inclination of  $8^\circ$ . This gives two beam angles in, say, an "easterly" direction, and by injecting the  $2\frac{1}{2}$ -Mc/s signal into the other end of the line the same angles of inclination can be obtained in a "westerly" direction. Thus, with the normal propagation of the beam straight into the material, there are five beam angles available altogether.

A rotating switch enables any one of these five beam angles to be selected, but in practice it is arranged to sweep through them in rapid succession so that the returning echoes along the beams can be displayed almost simultaneously on a cathode-ray tube. In this way the material is scanned in a similar fashion to radar and the range and bearing of the echoes can be presented either in B-scope form (Cartesian co-ordinates) or as a p.p.i. display.

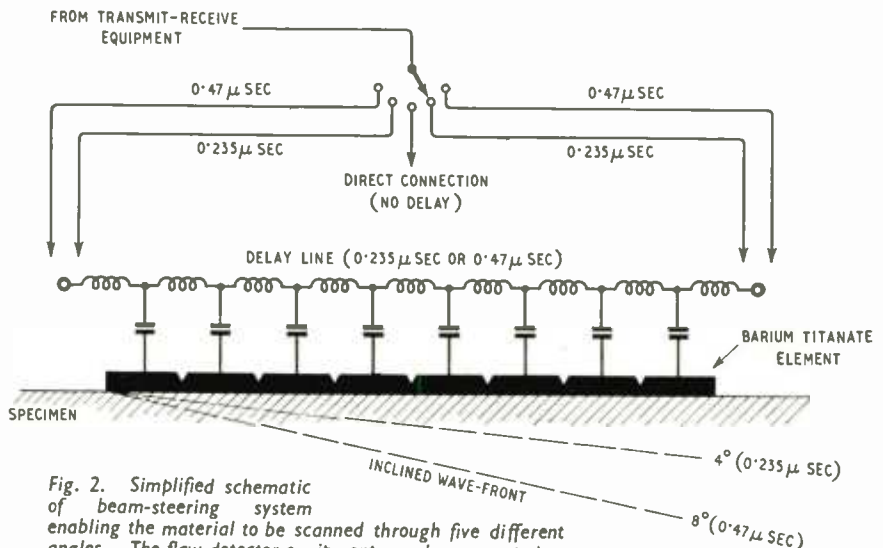


Fig. 2. Simplified schematic of beam-steering system enabling the material to be scanned through five different angles. The flaw-detector equipment can be connected to either end of the transducer delay line.




Fig. 3. Portable thickness gauge working on a mechanical resonance principle, with quartz crystal transducer in front.

Another ultrasonic examining device with cathode-ray tube presentation was mentioned by F. Gutman at Oxford. This is an ultrasonic microscope developed by the Russian scientist Sokolov for detecting and studying objects in opaque media. Here, a beam of ultrasonic waves is reflected from the object under examination and is focused and collected on a plate of piezoelectric material which is mounted in a cathode-ray tube. Secondary electrons are produced from the plate by the action of the electron beam and their path is modified by the piezoelectric charges caused by the ultrasonic waves. An image is then obtained by the usual television method. A magnification of several thousand is claimed for this instrument.

### Thickness Measurement

Ultrasonic techniques are also being used a great deal nowadays for gauging the thickness of materials, and, as they generally utilize reflection of the waves, they are particularly valuable when only one surface of the material is accessible. The reflection, however, is not used in the same direct way as in the flaw detector. An ultrasonic generator is applied to one surface of the material and the reflected waves returning from the far side intersect with the outgoing beam to produce standing waves. At a certain frequency (determined by the thickness of the material and the velocity of the waves in it) a resonance condition occurs, and from this frequency the thickness can be calculated. The mechanical resonance also occurs at harmonics of this fundamental frequency.

To put the principle into practice it is therefore necessary to be able to vary the frequency of the ultrasonic generator and to obtain an indication of the mechanical resonance. The first is easily done with a variable frequency oscillator, while the resonance indication is obtained from the fact that the internal damping of the material at resonance puts a load on the oscillator; this can be detected by an increase of anode current in the oscillator valve.

Unfortunately, this increase of anode current is not

always enough to give a good indication. One way of overcoming the trouble was described by F. M. Savage at Oxford, and the improved technique has been used in a commercial instrument which was exhibited at Manchester (see Fig. 3). The oscillator is frequency-modulated over a small deviation range by a motor-driven capacitor. Then, when the oscillator is tuned (by a permeability control) to the mechanical resonance frequency of the material, pulses of anode current are produced as the oscillator frequency is swung back and forth through this point. These pulses are at an audio frequency rate (determined by the motor-driven capacitor) and they are amplified, rectified and applied to a meter and to a pair of headphones. Resonance is then indicated by an increase in the meter reading or by an audible note.

Padding capacitors are placed in series with the motor-driven capacitor so that modulated bands of various widths can be chosen. Narrow bands provide maximum selectivity and accuracy while the wider bands are used when the material has a rough surface or is of variable thickness. The oscillator covers a range of 0.75 Mc/s to 2 Mc/s and this enables the same crystal transducer to be used for all frequencies with very little loss of sensitivity. If only the fundamental resonance indications were used the thickness measurement range would be of the same order as the frequency range (just over 2 to 1), but by using harmonic resonance indications as well this range can be extended to about 1,000 to 1.

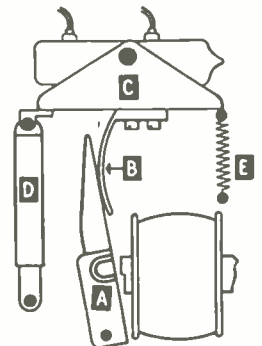
## MERCURY SWITCHES

THE Tiltray mercury switch is operated by a built-in relay, but the design is a little unusual in that the mercury elements are carried by a tilting tray pivoted in such a way that it ensures a smooth surgeless flow of mercury from one contact to the other. In certain operating sequences this could be important.

How this is achieved is shown in the schematic diagram reproduced here. The armature A moves the tilting tray C carrying the mercury capsules by what is called a variable ratio one-tooth gearing, consisting of an extension of the armature A and a curved finger B. This slows down the movement of the tray as the armature accelerates towards the coil. Acceleration of the tray is further retarded by the action of the pneumatic damper D and the return spring E.

Mercury switches find many applications in circuits where heavy currents flow, and they are especially useful where inductive loads are involved as quite high inductive surges can be handled safely since the energy is released in a mercury-vapour arc and there is no high-voltage build up.

Tiltray mercury switches are made by Besson and Robinson, Ltd., 6, Government Buildings, Kidbrook Park Road, London, S.E.3, and can be arranged for switching three circuits of up to 60A each in a single compact unit; the operating power is  $\frac{1}{2}$  to 2W d.c. or 5-15 VA a.c.



Schematic diagram of the Besson and Robinson Tiltray mercury switch.

# Measuring Small Voltage Changes

## Simplified Method Using Polystyrene Film Capacitors and Electrometer Valves

By J. P. SALTER, A.M.I.E.E.\*

**A** PROBLEM that arises quite frequently in development work is the accurate measurement of small changes in the d.c. level of relatively high voltages. The change of level may be produced deliberately by an adjustment made elsewhere in the circuit, or it may develop over a matter of minutes as a result of slow changes in circuit constants.

A change of, say, 0.1 V at a 300-V level would be imperceptible on a voltmeter; the rate of change would be too slow for normal a.c. techniques to be employed; and the application of manually adjusted backing-off voltages is fraught with danger to the meter on which the change is to be read.

The development of the polystyrene film capacitor and the low grid conductance of modern electrometer valves enables this problem to be solved very simply. Fig 1 shows the basic circuit where  $C_1$  and  $V_1$  are the capacitor and the electrometer valve respectively, and  $S_1$  is a polystyrene-insulated switch. So long as the switch is closed the valve and the difference meter are protected from any changes of d.c. level at the input. When a measurement is required the switch is opened and, as the capacitor is already charged to the correct backing-off voltage, only difference voltages are transferred to the metering system. The potential across the capacitor can change only as a result of internal leakage, of leakage across the switch, of leakage or grid current in the valve, or of electrification effects in the dielectric.

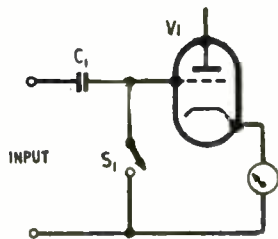


Fig. 1. Basic circuit used for measuring very small voltage changes.

The insulation resistance of good types of polystyrene film capacitor is so high that their time constants are measurable in terms of years, and in this application both internal leakage and electrification effects can be ignored entirely. On most types of relay the supporting insulant of one of the contacts can be replaced by polystyrene without difficulty. The grid conductance of the valve can be kept acceptably small by choice of valve and operating potentials.

The system has many advantages. Backing off is automatic, is independent of polarity, and is independent of input level within the operating range of the capacitor. Since leakage in the capacitor can be ignored, a direct calibration check against any voltage

standard of suitable range can be carried out at zero-voltage level, and drift in the instrument itself over any desired period can be checked simply by shorting the input and opening the switch.

Polystyrene film capacitors are now generally available in values up to 0.2  $\mu$ F with quite a modest ratio of volume to capacitance. A single 0.2- $\mu$ F capacitor is sufficient for most applications, but there are occasions when, in order to be able to use a more familiar type of valve such as the EF37A or the ME1400, it may be worth while using a number in parallel to provide, say, 1  $\mu$ F. Various voltage ratings are available, and capacitors rated at 350 V working at 65°C (1,000-V d.c. test) have operated very satisfactorily at a 500- to 600-V level when mounted in such a position that they remain substantially at room temperature.

### Practical Circuit

In considering the layout of the instrument, there is only one lead whose insulation is vital; that connecting the grid, the capacitor, and one contact of the switch. The use of a length of polythene-insulated coaxial cable for this lead and the adoption of a simple "guard" system<sup>(1)</sup> will reduce leakage to negligible proportions. For the guard system, the mounting clip for the capacitor, the outer conductor of the cable, the framework of the switch (preferably relay-operated), and the metalizing of the electrometer valve, should all be connected to the earthy input lead.

The characteristics of electrometer valves and of general purpose valves which can be pressed into use in this role have been the subject of a number of articles of recent years<sup>(2)</sup>, and little need be added here. The electrode potentials are so chosen that normal grid current is almost completely suppressed, and the "reverse" grid current which flows is predominantly the result of ionisation of free gas molecules by the electrons flowing to the other electrodes. The gas pressure varies somewhat from one type of valve to another, and from valve to valve within any one type, but there is little the user can do about it other than to avoid any careless maltreatment which might result in the release of further gas from the electrodes.

The choice of a valve for this application depends mainly on the range of difference voltages to be measured, on the time interval over which the measurement is to extend, and on the accuracy demanded. By reducing the anode voltage to some 5-10 V, and by adjusting one's methods to deal with

\* Ministry of Supply.

<sup>1</sup> Scroggie, M. G. "Measuring High Resistance," *Wireless World*, June 1952.

<sup>2</sup> Scroggie, M. G. "A Valve Megohmmeter," *Wireless World*, November 1953.



values of  $g_m$  and  $\mu$  as low as  $15 \mu\text{A}/\text{V}$  and unity respectively, grid currents of  $10^{-13}\text{A}$  and below can be achieved without much difficulty, but the range of input and output voltage tends to become somewhat limited. It is advisable, therefore, to be content to achieve a grid current no lower than is really necessary for the particular application in mind. The arithmetic is quite simple; one assumes a constant charging rate for the capacitor and employs  $VC=Q=it$  (volts, farads, amps and seconds) to calculate the grid current that would result in the development of an acceptably

small error voltage across the chosen capacitor during the time needed to complete the measurement.

As an example of what can be achieved using quite conventional circuitry, we can take the case of the ME1400. Strapped as a triode, the electrode potentials recommended by the makers are 4.5 V on the heater, 45 V on the anode, and -2 V bias on the grid. Under these conditions the valve has a  $\mu$  of 20 and a  $g_m$  of  $300 \mu\text{A}/\text{V}$ , whilst the anode current is about  $100 \mu\text{A}$  and the grid current is around  $6 \mu\text{A}$ . The grid can be swung about half a volt each side of the recommended operating point without approaching too close to anode current cut-off on the one hand or the commencement of normal grid current on the other. The grid current is reduced by a factor of three, or thereabouts, at the peak of the negative swing, and is increased by a similar factor at the peak of the positive swing.

With such a limited grid base there are obvious advantages in adopting the cathode follower technique. The required conditions will be met by the use of 90 V h.t. and a  $470\text{-k}\Omega$  cathode load. Using such a value of cathode load, the gain of the system will approximate to  $\mu/(\mu+1)$  and only  $1/\mu$  of the input voltage will appear between grid and cathode. A change of level at the input not exceeding 10 V, of either polarity, could therefore be handled satisfactorily.

If we use a  $1\text{-}\mu\text{F}$  capacitor and take  $6 \mu\text{A}$  as being a representative value of grid current for small excursions, we obtain a leakage rate ( $V/t=i/C$ ) of  $6 \mu\text{V}$  per second or 22 mV per hour. If the error due to this leakage is not to exceed say 1 per cent, we should have about three minutes in which to complete a difference measurement of 0.1 V, or about half an hour for one of 1 V. For a 10-volt measurement

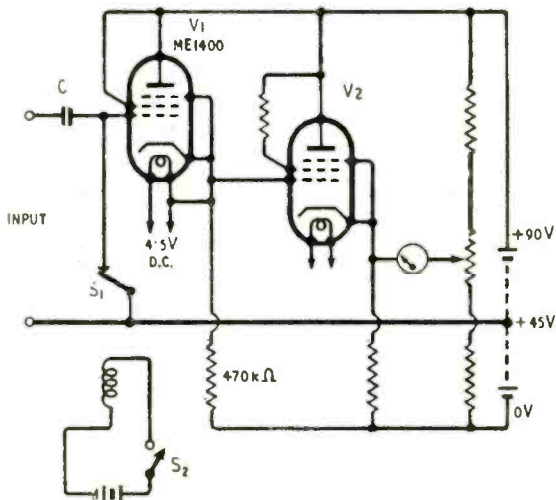


Fig. 2. Simple form of measuring set using battery operation.

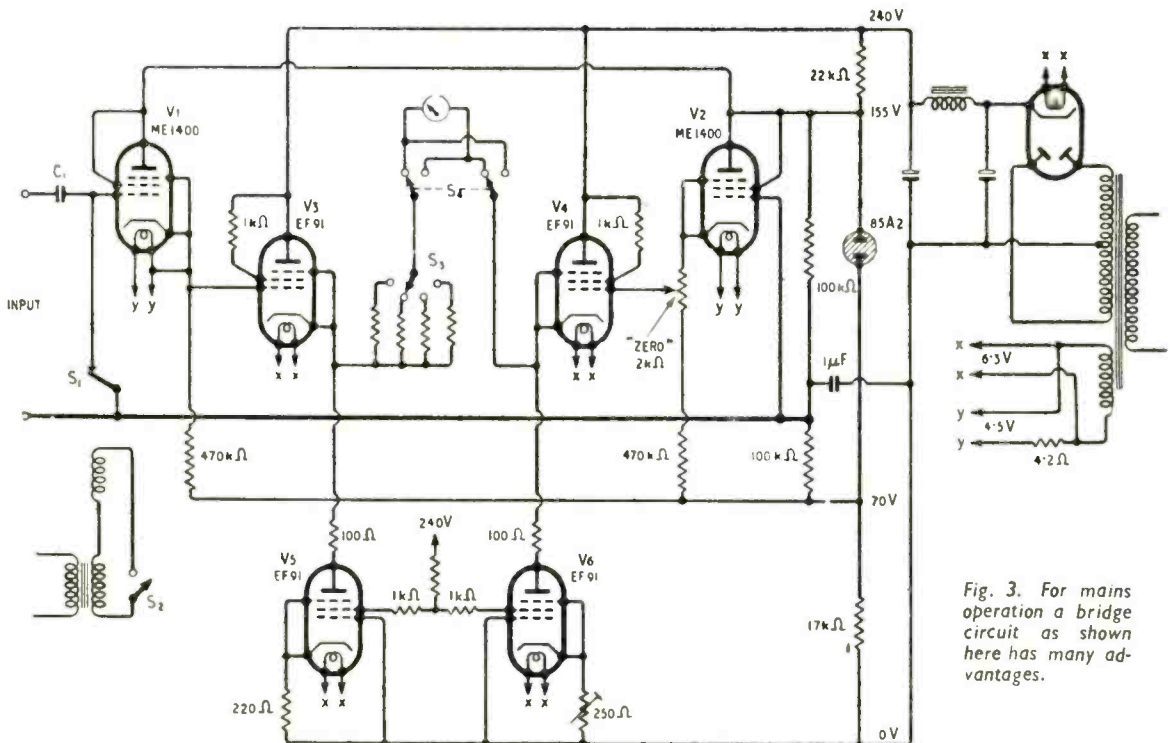


Fig. 3. For mains operation a bridge circuit as shown here has many advantages.

# Infra-red Analysis

(taking the positive-going input as being the worst case) the leakage rate would increase to about 70 mV per hour, giving us an hour and a half for the same percentage error.

Periods such as these are quite long enough for the completion of most tests in which the change to be measured is the result of a change in the effective value of a component (e.g., a thermal change), and it is only in the more specialized applications that it is worth employing one of the more esoteric types of electrometer valve. In fact, for applications where the change of voltage level develops more or less concurrently with the making of some adjustment elsewhere in the circuit, as, for example, when one is examining the response of a stabilized power pack to changes of load or of input voltage, we could safely use a single 0.2- $\mu$ F capacitor and still have a large margin in hand for stray leakages. In the same way, there are occasions when it would be in the nature of an extravagance to employ an electrometer valve at all and when the average EF37A would do the job quite satisfactorily if used in the circuit described.

The design of the metering portion of the instrument is largely a matter of personal choice. Although the valve is operating as a cathode follower in the arrangement described, the output impedance is not particularly low and it is not really satisfactory to feed even a 25- $\mu$ A meter movement direct from the cathode. The simplest form of practical circuit is probably that shown in Fig. 2, in which  $V_2$  is any convenient valve of reasonable slope. An unbalanced circuit such as this is very vulnerable to both l.t. and h.t. variations, and is best suited to battery operation, particularly as the current requirements are small.

## Mains Operation

For mains operation, the use of a Bridge circuit such as that shown in Fig. 3 makes the provision of stabilized h.t. and l.t. unnecessary for most applications. Pentode loading of the cathode followers  $V_3$  and  $V_4$  provides them with high impedance cathode loads through which they can be fed with 8 or 9 mA apiece at the expense of a very modest voltage drop. This keeps up their  $g_m$  and permits the use of a robust meter. With correct adjustment of the preset variable resistor which provides the bias for  $V_4$ , the bridge will remain balanced over quite a wide variation of mains voltage.

Since the change to be measured may be of either polarity, a centre-zero meter or a change-over switch for the meter should be provided, and voltage ranges of 0.25, 1.0, 2.5, and 10 volts f.s.d. can be provided by the use of a range switch and series resistors suitable to the meter employed. The use of a relay-operated switch for  $S_1$  simplifies the control of surface leakages and permits the linking of other events to the opening of the switch. Where the power supplies are unstabilized and the relay is a.c.-operated, it is advisable to feed the relay coil from a separate transformer. For general use it is desirable to include in the instrument a suitable resistor in series with the input terminal; this will limit the charging current when the instrument is first attached to a high voltage point.

Hay G. A. "Receiving Valves Suitable for Electrometer Use." *Electronic Engineering*, July 1951

Yarwood, J. and Le Croisette, D. H. "D.C. Amplifiers." *Electronic Engineering*, January 1954.



Mervyn-NPL infra-red spectrometer for chemical analysis and process control.

THE selective absorption of electromagnetic waves by organic and other liquids and gases is becoming increasingly important as a rapid method of analysis in the petroleum, chemical and many other industries. Wavelengths of the order of  $3\mu$  ( $3 \times 10^{-4}$ mm) in the infra-red region of the spectrum are generally used, and a curve is plotted showing how the absorption varies with wavelength. From this and a knowledge of the absorption characteristics of pure substances, an analysis of mixtures can be made.

The first essential is the production of a "monochromatic" source of radiation of variable frequency, and in the past this was provided by a refracting prism and an expensive auxiliary optical system. Recently the National Physical Laboratory have developed an efficient method of making diffraction gratings, based on a method originated by Sir Thomas Merton, which produces comparable resolution at a fraction of the cost.

Mervyn Instruments, Copse Road, St. John's, Woking, Surrey, have undertaken the commercial production of an infra-red spectrometer using the Merton-NPL grating. The source of radiation is a Nernst filament lamp and the beam is interrupted 800 times per second. After absorption in the specimen under test, the beam passes to a lead selenide photocell, the output of which is amplified and recorded on a chart.

To achieve accuracy comparable with a balanced double-beam null method of measurement, a high degree of overall stability is required. In the Mervyn instrument this is achieved by continuously monitoring the source of radiation and the sensitivity of the detector and applying any variations to the amplifier in the form of gain control. Compensation for the wavelength-dependent characteristics of the source, the grating filter and the detector is effected continuously, as the spectrum is transversed, by an adjustable shaped cam.

## Magnetic Tape Spools

DIMENSIONS of spools for nominal tape lengths of 300, 600, 1,200 and 1,750ft are given (with tolerances) in a new specification (B.S.2478:1954) obtainable from the British Standards Institution, 2, Park Street, London, W.1, price 2s. These spools are for domestic and commercial recording, as distinct from those used in broadcasting studios.

Other matters touched on by this specification include the width of safety lane and the direction of recording in dual track tapes. It is recommended that if the tape moves from left to right with the active side away from the observer, the upper track should be in use.

# TRANSFORMERS for

## Low and High Frequencies

By "CATHODE RAY"

*Demonstrating Their Differences by "General" Vector Diagrams*

Now that we have spent two issues studying vector diagrams—and I hope the time has not been wasted—we should be better equipped to tackle problems like the one an Australian reader put to me some while ago. He asked for an explanation of the fact that in critically-coupled r.f. transformers, such as those often used in i.f. amplifiers and f.m. discriminators, the voltage across the secondary is 90° out of phase with the voltage across the primary. He says that the textbooks (and "Cathode Ray"!)

gloss over this part of the story. Well, I can't easily forget that when dealing with the discriminator stage in f.m. receivers a few years ago I tripped up over this very thing, so it is some comfort to be told that it is a difficult point. One catch, perhaps, is that in ordinary low frequency transformers the secondary voltage is in phase with the primary voltage, or very nearly so, and it is easy to assume the same thing holds for transformers in general.

A clue can be given quickly by saying that the r.f. transformer is very loose-coupled and normally works in the condition of resonance, whereas the ordinary power transformer is very close-coupled and non-resonant. To get a complete picture, however, there is nothing for it but to pull out our small but trusty kit of basic principles and get to work.

Probably the best approach is to start with a theoretically perfect 100% coupled transformer and see what happens as the coupling is loosened. If you like we can start with something simpler still—a

single winding on an iron core, as in Fig. 1. When this is connected to an a.c. generator, as in Fig. 2(a), the alternating current that flows through the coil produces an alternating magnetic flux in the core. Because the current is the direct cause of the flux, the flux is in phase with the current.

The alternations of flux generate an e.m.f. ("the e.m.f. of self-induction") in the coil, proportional to the rate of flux variation, and always tending to oppose its cause—the variation of current. According to the current notation explained last month,  $I_{JK}$  means the current whose positive direction in Fig. 2(a) is clockwise around the circuit. At the start of the current cycle, as shown in Fig. 2(b), the current is increasing at its greatest rate, so this induces the maximum e.m.f. tending to oppose the increase of current, and therefore anticlockwise at this moment. To keep the current increasing, notwithstanding this opposition, it is necessary for the generator to be exerting an equal e.m.f. clockwise (we are neglecting the resistance of the coil). Whether one looks at it from the point of view of the coil or the generator,  $b$  must be maximum positive with respect to  $a$ . So  $V_{ab}$  (which, using the "potential-rise" convention, means the voltage change on moving from  $a$  to  $b$ ) is peak positive, as shown. In the familiar words of the textbooks, the current lags the applied e.m.f. by 90°. The information given in Fig. 2(b) is much more conveniently portrayed in Fig. 2(c), which is the general vector diagram for Fig. 2(a). (The whole point of going over this very elementary stuff is really to remind ourselves of the conventions explained in detail in the last two issues.)

It would make no difference in principle if the wire we used for this coil happened to be composed of two strands. Nor would it make any appreciable difference whether the strands were insulated

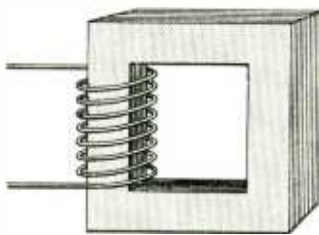


Fig. 1. The starting point—a single iron-cored coil.

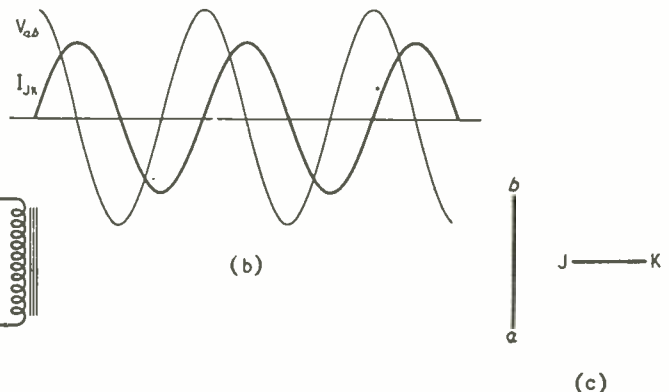


Fig. 2. (a) is the lettered circuit diagram for the coil connected to an a.c. generator; (b) is the waveform diagram; and (c) the general vector diagram— $ab$  for voltage and  $JK$  for current.



or not. The flux causing the e.m.f. would link both strands practically equally, and if one strand happened to become disconnected from the generator, the same voltage, in the same phase, would exist between the ends of the disconnected strand as between the ends of the connected strand. Fig. 3 shows an enlarged view of the separated strands, with the disconnected one dotted to distinguish it. What we have now is a virtually 100%-coupled transformer, and there can be no doubt that the secondary e.m.f.  $V_{cd}$  (Fig. 4) is in phase with the primary e.m.f.  $V_{ab}$ .

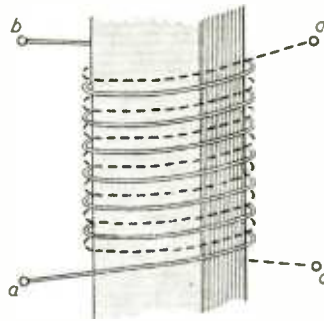


Fig. 3. The result of separating the two strands of the wire with which the coil in Fig. 1 is wound.

Now consider what happens when a resistance load is connected across the secondary. Being a resistance, it passes current ( $I_{JL}$ ) in phase with  $V_{cd}$ . This current of course has to flow through the secondary winding, and in doing so it creates an alternating magnetic flux—a quite unchangeable result, like the law of the Medes and Persians, only more so. Yet it can't be allowed! The generator is still applying the same e.m.f. as before (we assume) and this must be exactly balanced by the e.m.f. generated in the primary by the alternating magnetic flux. That flux was just right before  $I_{JL}$  started to flow, so it can't still be right when another lot of flux is being caused. There is only one way out of this deadlock; the way of the Persian monarch Ahasuerus when his wife convinced him that a law he had made under the influence of a sinister courtier was wrong. He couldn't rescind it, but he could issue another that would neutralize it. Nothing can be done to prevent  $I_{JL}$  exerting its magnetizing influence, but this influence can be exactly neutralized and the *status quo* restored if the generator supplies a primary current that creates an equal and opposite flux. This current is of course in addition to the original magnetizing current needed to induce the back e.m.f.

### 100% Coupling

It is time we brought our vector diagram up to date. Because it is induced by the same flux as the primary e.m.f., the secondary e.m.f. is represented in Fig. 5 by  $cd$ , an exact duplicate of  $ab$ . The current diagram at (a) applies before the secondary was loaded; the fact that  $I_{JL}$  was then zero is shown by the distance  $J$  to  $L$  being zero. After connecting the resistance load the current  $I_{JL}$  is represented at (b) by  $JL$  in phase with  $cd$ . The current effective for causing magnetic flux is the total current crossed on moving from  $L$  to  $K$  ( $I_{LK} = I_{LJ} + I_{JK}$ ), and this can only be kept the same as in (a) by raising  $K$  to the new position shown at (b); that is to say, by adding the vertical dotted portion (equal to  $JL$ ) to the original horizontal portion.

The fact that there is no actual connection between meshes  $K$  and  $L$  is appropriately represented by leaving  $K$  and  $L$  without a direct connecting line in Fig. 5(b), but the distance from  $K$  to  $L$  does nevertheless correctly represent the total current in the two windings lying between meshes  $K$  and  $L$ . This logical interpretation of vector diagrams constructed on this plan is particularly helpful in transformers, for it shows the net magnetizing current, irrespective of the individual currents flowing through the windings.

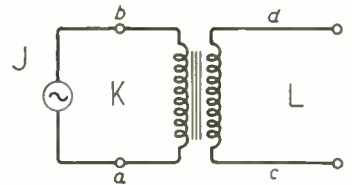


Fig. 4. Circuit diagram of the close-coupled 1 : 1 transformer formed by separation of strands as in Fig. 3.

Fig. 5. Voltage diagram for Fig. 4;  $a$  and  $c$  current diagrams, (a) unloaded, (b) with resistance load.

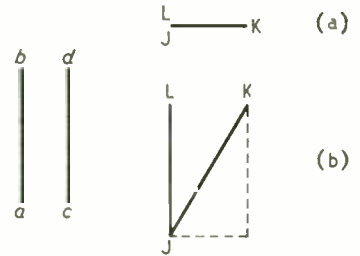
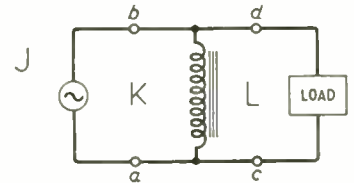


Fig. 6. For analysis the double-wound transformer as in Fig. 4 can be replaced by the original single wound coil.



The sign of the currents is automatically taken care of, provided that the circuit diagram is drawn so that the coils are wound in the same direction—see Fig. 4—and have equal numbers of turns. (This is covered by the normal practice with transformer vector diagrams, of working in volts per turn and ampere-turns, rather than total volts and amps, so as to avoid vectors of absurdly different lengths.) It is easy enough to take separate account of unequal turns, by multiplying or dividing by the turns ratio as required.

In Fig. 5(b) the primary current  $I_{JK}$  lags the applied e.m.f.  $V_{ab}$  much less than the original 90°. Power transformers are usually designed so as to make the magnetizing current ( $I_{LK}$  here) small compared with the other part of the primary current needed on account of full load. That other part has the same phase relative to the e.m.f. applied to the primary as the secondary current has to the e.m.f. given by the secondary. For instance, if the secondary is loaded by a capacitor, a leading current is added to the magnetizing current in the primary.

On the equal-turns-ratio assumption, if  $a$  in Fig. 4 is joined to  $c$ ,  $d$  is at the same potential as  $b$  and can be joined to it without making any difference. We have, in effect, reverted to our single-winding two-strand coil, and the load current can be regarded as going straight from generator to load, only the magnetizing current flowing via the coil, which is no more than an inductive shunt (Fig. 6). This "distinction without a difference" would be represented in Fig. 5 by making  $cd$  coincide with  $ab$ , and joining  $L$  directly to  $K$ .

The next step is to take account of the resistances of the windings. These can be shown separately from

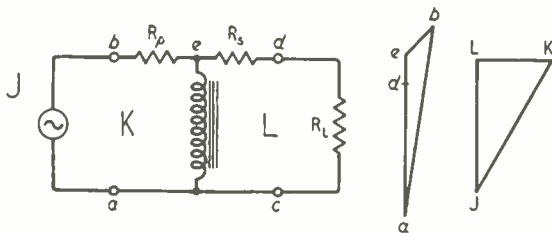


Fig. 7. Circuit of 1 : 1 transformer with resistive load, and corresponding vector diagram; account being taken of the primary and secondary coil resistances.

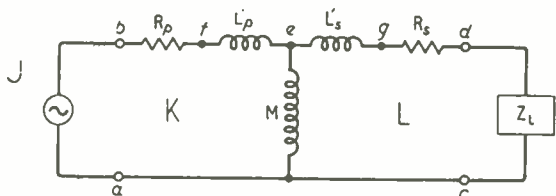


Fig. 8. Elaboration of the transformer equivalent circuit to take account of incomplete magnetic coupling.

the coils, as if they were resistors in series with the primary and secondary coils. In the Fig. 6 representation they are also in series with one another, so if the magnetizing current were small enough to neglect they could be lumped together as one resistance; but as we don't know whether we shall always be justified in neglecting the magnetizing current we shall keep them separate. Fig. 7 shows the modified diagrams. Since  $R_s$  and  $R_L$  form a simple potential divider, the potential of  $d$  is part of the way down from  $e$  to  $a$ , and on the assumption that  $R_s$  is small compared with  $R_L$  it is shown only a little way below  $e$  in the voltage diagram. The voltage  $V_{eb}$  across  $R_p$  must be in phase with the current flowing through it, however, so  $eb$  must be drawn parallel to JK. The result is that the phase angle between primary current and generator voltage is slightly reduced. But the more important practical effect of these resistances is to make the secondary terminal voltage  $V_{ad}$  less than the primary terminal voltage  $V_{ab}$ .

### Leakage Inductance

And now we come to the point of this enquiry: to see what happens when the coupling between the two windings is not 100%. It never quite is, of course, in any actual transformer. If the windings are separate they cannot coincide, so at least a small amount of the flux caused by the primary current fails to link with the secondary winding. One of the objects of using a closed iron core is to make the magnetic path around both coils so easy that very little flux will take short cuts. With care, the leakage flux (as it is called) can be reduced to less than 1% of the whole, so a very good approximation can be made to the theoretical fully-coupled transformer—at least at low frequencies. At high frequencies it is much more difficult, for several reasons: the iron core loses much of its permeability, and very close coupling of the windings tends to cause excessive stray capacitance and loss. Fortunately, very close coupling is seldom wanted in r.f. transformers.

The effect of the magnetic leakage in a transformer

is the same as if the inductance of each winding were divided into two parts: one part common to both windings as in Fig. 7, to represent the flux that links both; and the other completely uncoupled, to represent the leakage flux. Putting two and two together we get—three, as in Fig. 8 (since one inductance in each winding is common to both).

Let us remember that inductance is the name given to the flux-making ability of any part of the circuit. This ability is reckoned as the number of volts the flux would generate if the current in that part of the circuit were made to change at the rate of 1 amp. per sec. When an alternating current of 1 amp. (r.m.s. value) is made to flow, the r.m.s. value of its rate of change is  $2\pi f$  amps per sec, so the back voltage generated by an inductance  $L$  is  $2\pi fL$ . To drive the 1 amp. against the back voltage, an equal e.m.f. must be applied. The number of volts needed to drive 1 amp. through a resistance equals the resistance in ohms; by analogy,  $2\pi fL$  is the reactance in ohms of the inductance  $L$ .

So the effect of leakage flux  $L'_p$  in the primary winding is similar to that of the resistance  $R_p$ , except for the usual  $90^\circ$  difference in phase. And the same for  $L'_s$ . The inductance common to both windings is the mutual inductance,  $M$ . And the coefficient of coupling, usually denoted by  $k$ , is equal to  $M \sqrt{(L_p L_s)}$ , where  $L_p$  and  $L_s$  are the total primary and secondary inductances. This formula applies whatever the ratio of the transformer, but if the ratio is 1 : 1, so that  $L_p = L_s$ , then  $k = M/L_p = M/L_s$ , and  $L_p = L'_p + M$  and  $L_s = L'_s + M$ . When  $L_p = M$ , then  $L'_p = 0$  and  $k = 1$ , which means that the coupling is 100%.

Before we go on to loose-coupled transformers, shall we just draw the general vector diagram for a loaded power transformer with appreciable leakage, on the basis of Fig. 8. Although this case is a "must" in every book and course on electrical engineering, so that one would have thought that by now a standard technique would have been arrived at, there is still the utmost chaos. Some teachers draw an upward arrow alongside the generator and another upward arrow alongside the primary (to represent the back e.m.f. opposing it); some show the primary arrow pointing downward, in the same circuitual direction: some show both arrows pointing both ways; some draw two primary voltage vectors pointing in opposite directions; some in the same direction; and so on. No wonder that when a certain teacher tested a class by asking what, in Fig. 3, would be the polarity of the voltage from  $c$  to  $d$  relative to that from  $a$  to  $b$ , 11 said the same and 12 said the opposite! \*

It is usually easiest to work backward from the load to the generator. So the first vector to draw in Fig. 9 is  $ad$ , representing the output terminal voltage  $V_{ad}$ . The nature of the load  $Z_L$  is unspecified, but a mixed power load is generally somewhat inductive, so we draw the load current vector  $JL$  slightly lagging on  $ad$ . (If we take the e.m.f. applied to  $Z_L$  in the direction  $ad$ , that is to say clockwise, the corresponding direction of current is downwards, that is to say in the direction  $JL$ .) Now that we have the phase of  $I_{JL}$  we can draw  $dg$  in phase with it to represent the drop in the secondary resistance, and  $ge$  leading  $90^\circ$ , for the drop in the secondary leakage inductance. That gives us  $ae$ , representing the e.m.f. induced in the

\* J. E. Parton, *Bulletin of Electrical Engineering Education*, No. 7 (Nov. 1951), page 22.

transformer. The current needed to create the flux to induce it is  $I_{LK}$ , which (since it passes wholly through inductance,  $M$ ) lags  $V_{af}$  by  $90^\circ$ , and  $LK$  is therefore drawn accordingly. (To be quite correct it should be slightly less than  $90^\circ$ , to allow for core losses.) If we like we may mark this vector " $\Phi$ ," to show that it also represents  $\Phi_{LK}$ .  $I_{JK}$ , the primary current, is of course  $I_{JL} + I_{JK}$ , so we join  $J$  straight to  $K$  to represent it. This shows its phase, enabling us to draw  $ef$  and  $fb$ , and so finally to arrive at  $V_{ab}$ , the generator voltage needed to maintain the assumed load conditions.

If you have a book on electrical engineering handy, look up its vector diagram for the equivalent transformer circuit, Fig. 8, and compare it with Fig. 9 for clarity and ease of construction.

Just to exercise this new simplicity you might care to redraw Fig. 9 for a highly capacitive load, making  $JL$  turn well to anticlockwise of  $ad$ . Then you will demonstrate the untruth of the axiom that the part cannot be greater than the whole. But, of course, being radio men, familiar with the workings of tuned circuits, we see nothing new or surprising in this. It is quite normal for the current in one branch of a parallel tuned circuit to be very much greater than the whole current fed in.

### Tuned Transformers

This thought makes a convenient bridge to the loose-coupled tuned r.f. transformer. Its equivalent circuit, Fig. 10, is almost the same as Fig. 8, except for the capacitance in series with the primary, and the explicitly capacitive load. But the proportions of  $L$  and  $M$  are vastly different. In the power transformer, nearly all the inductance is mutual,  $L'_p$  and  $L'_s$  being just minor leakage. In the r.f. transformer, nearly all the inductance is  $L'$ ,  $M$  being relatively tiny. The condition for "critical" coupling—the coupling between two resonant circuits giving the greatest secondary voltage—is that the reactance of  $M$  ( $= 2\pi fM$ )  $= R$ . (So that we don't become involved in complications right at the start, we are assuming that the two tuned circuits are identical.) Now since the reactance of the whole primary or secondary,  $2\pi f(L' + M)$ , is  $Q$  times  $R$ ,  $M$  is  $1/Q$  of the whole inductance of either coil—and a typical value for  $Q$  is 100. It may seem queer that the biggest output voltage is obtained with something like 1% coupling; it might be expected that it would be with 100%. But close coupling throws the two circuits out of tune and largely destroys their magnification. Any closer than critical coupling makes the single resonant peak divide into two, and it is the deepening hollow between them that makes the output at the original resonant frequency drop.

Just before drawing the complete vector diagram for Fig. 10 it may be a good thing to take note of the characteristic shape of the diagram for a single tuned circuit, as shown in Fig. 11(a). The current in a series tuned circuit is a maximum at resonance, so we make  $JL$  fairly long. But  $R$  in a good tuned circuit is relatively small, so notwithstanding the maximum current we draw a short line  $dg$  in phase with  $JL$ . The voltages across  $C$  and  $L$  are  $Q$  times as great however;  $V_{gf}$  leading and  $V_{ad}$  lagging the current by  $90^\circ$ . (Even if we had made  $dg$  quite small, a  $Q$  of 100 or more would put  $a$  and  $c$  well off the paper—and probably off the desk as well!—so a somewhat lower  $Q$  will have to do.) The result is a long thin rectangle, with  $a$  and  $e$  so placed as to show that  $V_{af}$ , the injected e.m.f., is equal to and in phase with  $V_{dg}$ . This picture fits all that one knows about series resonant circuits—I needn't go into all the details. The only point to note is that if  $R$  and  $L$  in the circuit changed places the voltage diagram would be as in Fig. 11(c). Seeing that in reality  $R$  and  $L$  are mixed up together, it is purely a matter of choice which order we show them in the equivalent circuit; personally I think (b) is a clearer and more recognizable picture than (c).

We already have a good start towards the vector diagram for the coupled circuits, of which Fig. 10 is the equivalent circuit. As you see, I cunningly lettered Fig. 11 so that it corresponds with the secondary, the "generator" being  $M$ , which induces the necessary e.m.f. There is one other important difference however: the reactance of  $L'$  is not exactly equal and opposite to that of  $C$ , for  $L'$  is  $L$  less  $M$ . Now we have made the reactance of  $M$  equal to  $R$ , so the amount by which  $eg$  must be shortened is equal to  $dg$ , representing the drop across  $R$  (Fig. 12). The vector  $ae$  is now the diagonal of a square instead of one of its sides, so is  $\sqrt{2}$  times as long as before;

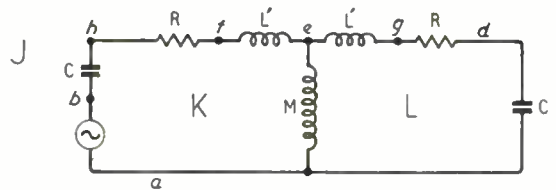


Fig. 10. Modification of Fig. 8 equivalent to a loose-coupled tuned r.f. transformer with identical primary and secondary coils.

Fig. 11. (a) is a single tuned circuit; (b) the corresponding vector diagram; and (c) the modified form of the voltage diagram if  $L$  and  $R$  in (a) changed places.

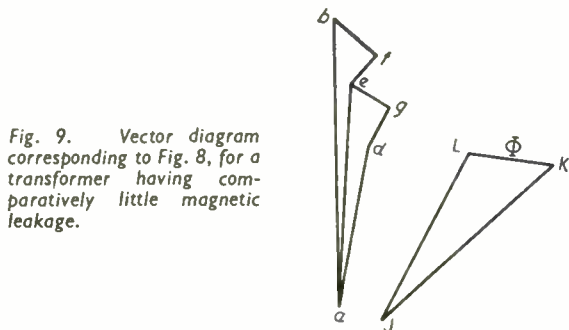
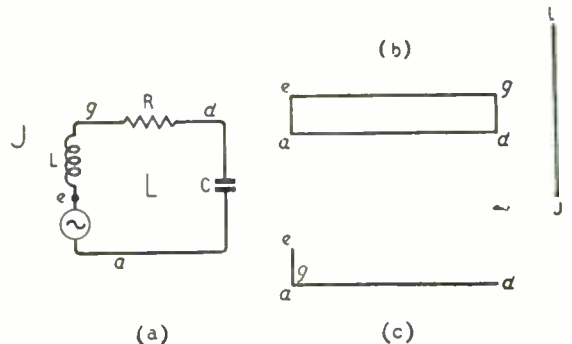


Fig. 9. Vector diagram corresponding to Fig. 8, for a transformer having comparatively little magnetic leakage.



## BOOKS RECEIVED

Fig. 12. Vector diagram for secondary circuit only of Fig. 10 at resonance.

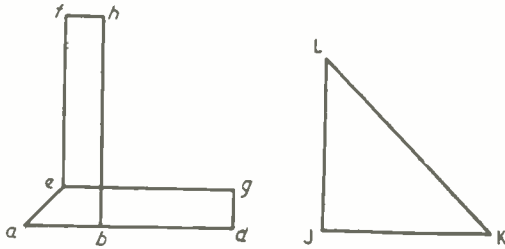
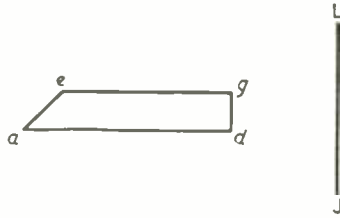


Fig. 13. Complete vector diagram for Fig. 10, at the resonant frequency.

and its phase is  $45^\circ$  behind. The current through M is therefore  $\sqrt{2}$  times  $I_{JL}$  (it includes  $I_{JK}$  as well), and of course  $90^\circ$  behind  $V_{ca}$ . So we know the length and direction of KL, which we draw accordingly, Fig. 13. This gives us  $I_{JK}$ , the primary current, and we can now proceed to complete the diagram by drawing first  $ef$ ,  $90^\circ$  ahead of JK, and equal to  $eg$  (for  $JK = JL$ ); then  $fh$  in phase; then finally  $hb$   $90^\circ$  behind JK, and equal to  $ad$ .

This complete picture has been arrived at without any deep thought, just by following exactly the same rules as for previous examples—the three fundamental phase relationships (for R, L and C) and the two prescribed rotations for voltage and current. Apart from following these rules correctly, there has been no need to worry about which way arrows should point, or whether we have the vectors in the right directions. And the diagram is simplicity itself to interpret. We see at once the two slim rectangles representing the two tuned circuits, and that they are at right angles to one another, showing that the voltages across them are  $90^\circ$  out of phase—which was what we set out to do. We see that the primary current is in phase with the injected e.m.f., which therefore sees a resistance load (as of course it should, at resonance). Since  $fh$  and  $dg$  are only half as long as  $ab$ , we see that the primary and secondary currents and the voltages across the circuits are half what the same input e.m.f. would produce across a single tuned circuit with the same characteristics. (If you are not quite sure about this, take away the secondary L, R and C from Fig. 10 and draw the voltage diagram for what is left. It should be a rectangle standing on  $ab$ , twice as tall as  $bh$ ).

If you have become intrigued by all this you probably won't be kept from going on with it, drawing diagrams for less and more coupling than critical, and in doing so will learn (or confirm) quite a lot about coupled circuits. So far, I haven't come across a conventional vector diagram for critically-coupled tuned circuits. Perhaps it is such an unintelligible mess that no one dared publish it!

**Microwave Theory and Techniques**, by H. J. Reich, P. F. Ordnung, H. L. Krauss and J. G. Skalnik. Textbook for advanced students covering basic field and electron motion theory and its application in the design and operation of practical microwave generators, amplifiers, waveguides and radiators. Pp. 901+XIII; Figs. 602. Price 75s. Macmillan and Company, St. Martin's Street, London, W.C.2.

**Grundlage der Verstärkertechnik**, by Hans Bartels. Revised and enlarged fourth edition of a monograph on the design of feedback amplifiers and their auxiliary stages, with an extensive bibliography. Pp. 279+XII; Figs. 181. Price DM20. S. Hirzel Verlag, Stuttgart, Germany.

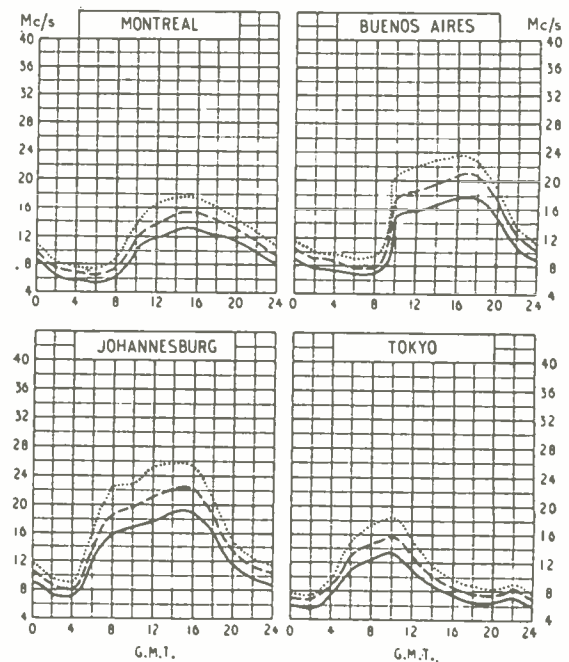
**Electrical Measuring Instrument Practice** by E. H. W. Banner, M.S.E., M.I.E.E., F.Inst.P. Survey of the types and designs of pointer instruments and recorders and their uses, including applications to the measurement of non-electrical quantities. Pp. 130; Figs. 50. Price 15s. United Trade Press, 9 Gough Square, London, E.C.4.

## Short-wave Conditions

### Predictions for September

THE full-line curves given here indicate the highest frequencies likely to be usable at any time of the day or night for reliable communications over four long-distance paths from this country during September.

Broken-line curves give the highest frequencies that will sustain a partial service throughout the same period.



— FREQUENCY BELOW WHICH COMMUNICATION SHOULD BE POSSIBLE ON ALL UNDISTURBED DAYS  
 - - - PREDICTED AVERAGE MAXIMUM USABLE FREQUENCY  
 ..... FREQUENCY BELOW WHICH COMMUNICATION SHOULD BE POSSIBLE FOR 25% OF THE TOTAL TIME

# Neon Timers

*Simple Circuits Based on CR Time Constants*

By B. T. GILLING

**I**N radio work neon tubes are used mainly as voltage stabilizers and occasionally as saw-tooth generators, but they also have a very useful field of application as interval timers. Two different types of timers have recently been built by the writer and they are described below as examples of what can be done and also as exercises in simple relay switching. A very good article on relays by T. Dawson appeared in the January, 1953, issue of *Wireless World* and this should be consulted.

The basic neon timer circuit is shown in Fig. 1(a). A large capacitor is charged slowly from a high voltage through a high-value resistor. The voltage across the capacitor will rise until it reaches the striking voltage of the neon, which will fire and discharge the capacitor until the extinguishing voltage of the neon is reached. The relay in series with the neon will operate and close its contacts and this will complete the discharge of the capacitor. The relay will then drop off, opening its contacts, and the whole operation will recommence. This cycle of events will continue as long as the high voltage is applied. A small resistor of a hundred ohms or so is connected in series with the contacts to prevent a too rapid discharge of the capacitor with consequent sparking.

A disadvantage of this circuit is that only the small portion of the charge of the capacitor between the striking and extinguishing voltages of the neon flows through the relay coil, the rest being dissipated in the series resistor. The circuit can be rearranged as Fig.

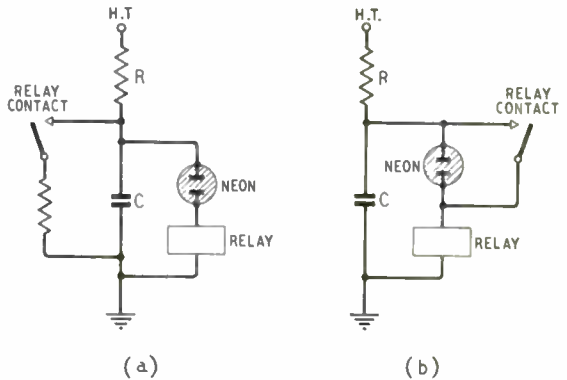


Fig. 1 Above. Basic neon timer circuit (a), with improved arrangement (b) giving a more positive action.

1(b) to overcome this. When the neon strikes the relay operates and its contacts short-circuit the neon; the capacitor then discharges through the relay and a more positive action is achieved. This latter method in a slightly modified form is used in both of the instruments to be described.

The first one is an interval indicator, shown in Fig. 2. The object of this instrument is to give an audible indication at the end of any half minute from one to two-and-a-half minutes. It was developed to time the

operations of a cleaning machine used by watch repairers in which the parts to be cleaned are immersed in different fluids for set times. It is push-button operated for simplicity of working and uses one relay. This relay has windings of 50 and 1,500 ohms and three sets of contacts, two being change-overs and the third a single make which is arranged to close at low spring pressure before the others start to move. The operation is as follows. Assume that push-button 1 is pressed.  $C_1$  will charge through  $R_1$ . When the neon strikes

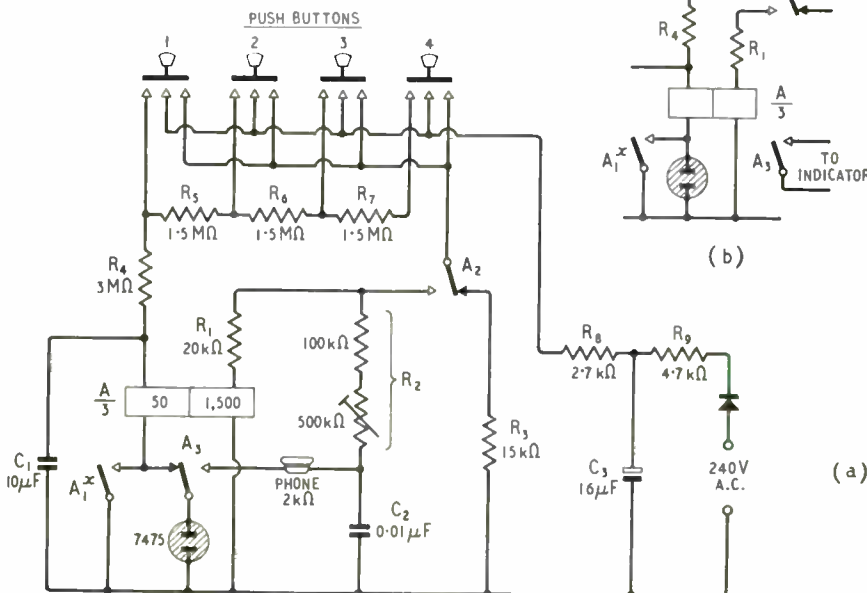


Fig. 2 (Left). Circuit of interval indicator giving an audible note at the end of any half minute from one to two-and-a-half.  $x$  indicates early operation.

the current through the 50-ohm coil will cause the relay to start to operate and  $A_1$  will close, short-circuiting the neon. The entire remaining charge in the capacitor will then flow through the coil, causing the relay to operate completely.  $A_2$  will change over, locking up the relay through its 1,500-ohm coil and  $R_1$ .  $A_3$  will change over, transferring the neon to the oscillator circuit  $R_2C_2$  and a note will be heard in the telephone earpiece. This note is adjusted by the variable portion of  $R_2$  and will continue until any one of the projecting buttons is pressed, releasing the operated button. The supply voltage is thus removed, the relay drops off and the instrument is ready to be operated again.

The values of the resistors in the high voltage circuit,  $R_1, R_2, R_3$ , are chosen to give an operating value of 150 volts at the push buttons,  $R_3$  being chosen to pass the same current as the holding and tone generating circuits combined. In this instrument, close accuracy of timing was not essential and so no attempt was made to stabilize the high voltage. The values of the capacitor and resistors in the charging circuit give times of 1,  $1\frac{1}{2}$ , 2 and  $2\frac{1}{2}$  minutes. This depends on the value of the high voltage and it may be necessary to alter the value of  $R_3$  to obtain exact timing on an individual instrument.

A Post Office type 3000 relay is used and the values of the windings are not critical. The first coil will work at any value up to 1,000 ohms, and provided appropriate alterations are made to  $R_1$  any high resistance value will suit the second coil. A point to bear in mind is that the second coil has only to hold the armature after it has been operated, therefore a very much lower value of current is called for than would be needed had the relay to be operated by this winding.

The method of generating the indicating signal is a simple one calling for the minimum of additional components but the circuit can be rearranged as shown in Fig. 2(b) to switch in an external indicator, either sound or light.

The second instrument (Fig. 3) was designed to switch on the lamp of a photographic enlarger for any predetermined time with close accuracy. It is operated by a telephone key-switch having a central off, one locking and one non-locking position. Two relays are used, one having a 50-ohm coil and a change-over contact. The other has a 2,000-ohm coil and three contact sets and a change-over. It is a two-step relay, the first step being controlled by  $B_1$  which closes at light spring pressure before the other two sets move.

The operation is as follows. The key-switch is pressed in its non-locking position, closing its contacts  $K_1, K_2$ , the contacts  $K_2$  being adjusted to close a fraction before  $K_1$ . Relay B will operate, but as  $K_2$

TABLE I

The resistance values are selected to give an increase of approximately one half per step in a ratio series familiar to photographers as *f* numbers.

Seconds	1	1.4	2	2.8	4	5.6	8	11	16	22	32	45
Kilohms	62.5	25	37.5	50.75	100	150	190	310	400	600	800	

has put  $R_1$  in shunt with its coil there is only sufficient power to close  $B_1$ . This state of affairs will continue until the key-switch is released. The shunt is then removed and full current passed through the relay over  $B_1$ , operating the relay fully.  $B_3$  closes, connecting the enlarger lamp across the mains.  $B_2$  changes over, connecting the resistor  $R_1$  to the capacitor, which starts to charge. When the neon strikes relay A operates.  $A_1$  changes over, disconnecting relay B which drops off and the enlarger lamp is extinguished.  $B_2$  changes over, disconnecting the charging circuit and completely discharging the capacitor through  $R_2$ , and the apparatus is ready to be used again.

The locking position of the key-switch is to enable the enlarger lamp to be switched on permanently for setting-up and focusing operations. The high voltage supply is stabilized by a tube, type VR150/30, and an accuracy better than 5 per cent is obtained from one exposure to another.  $R_1$ , which is the time control, can be a variable resistor of 2M $\Omega$  calibrated in seconds, but a preferable method is to use a Yaxley type switch with fixed resistors so chosen that each step increases the time by one half of the previous one. Resistor values for this are given in Table I.

A Post Office type 3000 relay is used for B and since differences in spring pressure and armature clearance will alter its characteristics the values of  $R_3$  and  $R_1$  may need modification. The method of setting up is as follows. With  $R_1$  disconnected a value for  $R_3$  is found which will give a good positive action to the relay when the key-switch is depressed. This

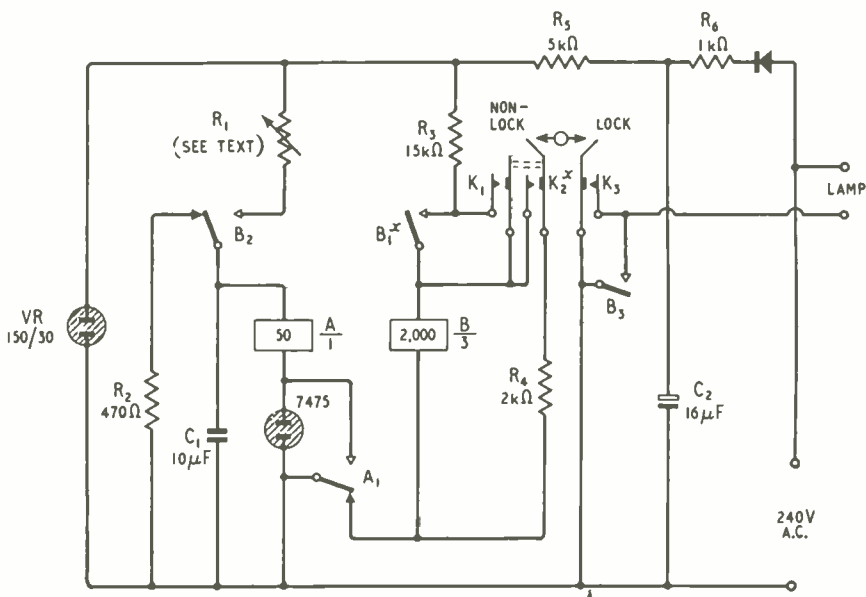


Fig. 3. Timer for switching on a mains circuit for any predetermined time with close accuracy.



value is wired in circuit and a variable resistor connected in place of  $R_1$ . A value for this is found which will allow the relay to operate only to close  $B_1$  when the  $kc\gamma$ -switch is operated. Finding the value of these resistors in this way also permits the use of relay coils having a resistance other than 2,000 ohms. Relay A is a Post Office type 600 and its resistance is not critical; values of up to 1,000 ohms can be made to work.

In the examples shown the high voltage supply is obtained directly from the mains. This is a simple and efficient method but it must be very strongly emphasized that either the instrument must be in a

case made entirely of insulating materials with no metallic controls exposed, or, if a metal case is used, no wiring must be allowed to come into contact with it and it must be securely earthed. Rectification is by a small 24-section selenium unit and smoothing is of the simplest, consisting of resistor and a single 16- $\mu$ F capacitor in each case. The maximum current drawn in either is less than 20mA.

A point of importance to be observed in all timers is that the charging capacitor must be of high-grade paper construction with very low leakage and, in fact, all parts associated with the charging part of the circuit must be of the highest insulation.

# Training in Television Servicing

By G. N. PATCHETT,\*

Ph.D., B.Sc., A.M.I.E.E., M.Brit.I.R.E.

## Special Apparatus for Practical Demonstrations

IN the training of television service technicians there are a number of problems which do not occur in most other subjects. The course is essentially a craft type and the people normally attending such courses have a limited academic background, so that the subject must be dealt with in as simple and as practical a manner as possible. Unfortunately, a modern television set is a complicated piece of equipment and is tending to become more so with the introduction of efficiency diodes, Band III, etc. It is extremely difficult to explain the operation of many television circuits without going into mathematics and complicated circuit theory. Although a television servicing technician is only required to repair sets and not design them, the author finds it difficult to understand how a satisfactory repair can be made without at least an elementary knowledge of how the circuit operates and, what is equally important, what will happen under various fault conditions. It is, of course, possible to cure many faults by a trial and error method, but this may be very time-consuming and expensive. Experience of typical faults on particular models is, of course, most valuable but is something which cannot be easily taught.

In view of the difficulties of explaining many circuits the author considers that practical demonstrations are the ideal way and essential to the teaching of this subject. This idea is used to a great extent




Fig. 1. Experiment board of frame blocking oscillator.

at Bradford Technical College, where the course consists of two nights per week for a period of two years. One night is devoted to lectures and demonstrations and the other night to practical work by the students themselves. Turning to the practical work, this is divided into two types, (a) experiments on simple circuits, (b) actual fault finding on commercial television receivers. The work done during the first year of the course consists of type (a). For this purpose a number of experiment boards have been constructed, each board consisting of a simple circuit of a section of a television receiver, e.g., a time base or a synchronizing separator. These boards are designed so that they may be used for three purposes:—

1. Experiments on the general operation of the circuit. Voltages, waveforms, etc.
2. The effect of faults on the general operation of the circuit and on the voltage readings and waveforms.
3. The actual location of faults on these circuits.

A typical board is shown in Fig. 1. The "board" consists of hardboard covered with drawing paper on one side. The circuit is drawn on this paper which is then covered with celluloid or, rather better but more expensive, Perspex. More recently a transparent plastic covering has been used which can be secured to the paper by heat. The components of the circuit are fastened to the back of the board and are con-

\* Bradford Technical College.

ected to small terminals which are located in the correct positions on the circuit diagram. In series with most components are connected two terminals which are normally joined together by a link. By removing the link the component is effectively open circuited. The board is most useful to show the operation of the circuit, and voltage readings and oscillograph waveforms may be taken at various points. Since these are taken at points on an actual circuit diagram it is easy to see just what voltage is being measured. By removing the links, one at a time, the effect of open-circuited components can be seen on both voltage readings and oscillograph waveforms. The effect of short circuits may be seen by connecting appropriate terminals together.

### Fault Finding Scheme

In order that the same board may be used for actual fault finding the links are of special construction. They are made of a sandwich of Leatheroid and copper foil (cemented with Bostik) and are used with the Leatheroid upwards. For fault finding, a number of dummy links are available which are constructed in a similar manner but a slot is cut in the copper foil so that, although the circuit is not completed, the link appears the same as normal. Short circuits may be placed on the circuit by shorting links fitted with crocodile clips on the underside of the board, the students being instructed not to turn the board over. From the point of view of fault finding these boards have the advantage that they can be used repeatedly, whereas when soldered connections are broken and remade to place faults on circuits the apparatus soon becomes useless, owing to damage to components, soldering tags, etc.

In order to operate these boards a coaxial cable is fed to each position in the room. Each position may be supplied with any of the following:—

1. B.B.C. signal from aerial.
2. R.F., modulated with test pattern.
3. Video signal of test pattern.
4. Composite synchronizing pulses.
5. Line pulses.
6. Frame pulses.

The last four are fed through an amplifier and cathode follower unit on each position so that the output may be varied in amplitude and either polarity may be obtained by means of a switch. These supplies and boards have been found invaluable for demonstrations and save much time in connecting up circuits when wishing to give demonstrations. If much connecting up is required in order to give a demonstration the general result is that the demonstration does not get shown.

At present 33 such boards are available and it is hoped to make more in the near future. For the second part of the practical work a number of commercial television receivers are available and also two sets constructed at the college. One is a normal circuit

(largely *Wireless World* design) arranged with separate chassis for the various sections while the other is a projection set. Faults of various types are placed on these sets and the students get experience in locating them.

Apart from the normal equipment of cathode-ray oscillographs, valve voltmeters, signal generators, etc., a number of special pieces of equipment are available which are most useful. The first is a commercial oscillograph with d.c. amplifiers and an X trace which can be expanded to approximately five times the screen diameter. This is invaluable for showing the operation of d.c. restorers and of circuits where the d.c. component is important.

The second is a television waveform display apparatus which was constructed at the College and is described in more detail elsewhere.<sup>1</sup> The apparatus is essentially a special cathode ray oscillograph arranged so that the waveform of 2 to 250 lines of a television picture may be shown. The lines can be varied so that any selected ones may be shown and a pulse is available for brightening the corresponding lines on a picture on a normal receiver. This is particularly useful for showing the operation of synchronizing separators, which are almost impossible to demonstrate on a normal cathode-ray oscillograph. Fig. 2(a) shows the frame synchronizing period on even frames taken on the signal from the pattern generator, while (b) shows the effect of integration of the frame pulses. In this the build-up of voltage can easily be seen but it is quite impossible to show anything of this nature on an ordinary oscillograph since the frame synchronizing pulses occupy only a small fraction of the total frame time. The apparatus can, of course, be used with advantage for fault finding.

### Camera Equipment

Recently a complete television camera has been constructed to help in clarifying some of the mysteries of the camera side of television, which cannot normally be seen by students outside the London area. The camera itself consists of a Pye Staticon miniature pickup tube with a two-valve pre-amplifier, a cathode follower and a pulse amplifier. It also contains an electronic view-finder with corresponding time bases and video amplifier. The camera is fed from a control unit which is mounted on two racks. These contain the power supplies, video amplifiers, time bases, pulse generator and monitor tube. The signal from the pre-amplifier is fed by coaxial cable to the video amplifier on this control unit. After amplification and frequency-response correction, the signal is fed to a clamp circuit to set the black level, and then to a blanking amplifier which suppresses the signal for the required periods. The synchronizing signal is then added to give a complete video waveform. The control unit also contains a small r.f. oscillator and amplifier which is modulated

<sup>1</sup>Patchett, G. N. "A Television Waveform Display Apparatus," *Electronic Engineering*, May and June, 1953.



Fig. 2. (a) Video signal of pattern generator during even frame synchronizing period. Negative picture signal. (b) The effect of integrating the synchronizing pulses during the frame synchronizing period. Positive pulses.




Fig. 3. A corner of the television servicing laboratory at Bradford Technical College, showing camera and control unit.

with this video signal so that the camera may be used to operate a normal commercial set.

The camera is most useful for showing effects of d.c. component, definition, etc., which are difficult to show on a normal pattern-generator signal. It is designed to give a correct B.B.C. synchronizing signal and will resolve at least the 2-Mc/s bars on Test Card C. Built into the same control unit is a monoscope which enables a Test Card C pattern to be produced when required. Some further work is required on this section to give complete satisfaction but it will be a most useful addition as this signal is not available (apart from a few minutes) during normal class time.

Fig. 3 is a general view of part of the laboratory with the television camera control unit and other apparatus.

Although much time and effort have been devoted to this work it is felt that it is well worth while if it enables students to obtain a better understanding of the working of a television receiver. With the introduction of more channels and, at some later date, colour, the complexity of the television receiver will increase and it will be even more difficult to give satisfactory training. The servicing trade is already short of technicians and it will become more important to have highly skilled people available as more sets are installed and as their complexity increases.

## MODERN AIRFIELD RADIO

A NEW civil airport near Dungeness, known as Ferryfield, opened recently by Silver City Airways, is said to be the first airfield in the world planned especially to deal with the transport of vehicles, as distinct from passengers or freight. It will eventually replace the cross-channel car ferry now operating from Lympne.

Its interest from our standpoint is that, being a new airport, it has no legacy of existing radio facilities that must be integrated with new services and the whole radio and radar installation has been planned from the ground up, so to speak.

First and foremost is the air-to-ground communication; this is carried out primarily on two v.h.f. channels in the 118- to 132-Mc/s aircraft band by means of modified T1131 crystal-controlled transmitters of 50 watts telephony rating and four Mar-

coni HR82 receivers. Two transmitters and receivers are in service and two on stand-by. There are also two h.f. transmitters (one operational and one stand-by) for single spot-frequency operation in the 2- to 25-Mc/s band. They are rated at 250 watts telephony and 350 watts c.w. telegraphy and have been installed to handle long-distance communications in connection with charter work. There are two h.f. receivers of Racal design.

Two aids to navigation are provided; one is a v.h.f. direction finder operating on the null-signal aural

*The flying controller's desk at Ferryfield is typical of the type now installed at civil airports. Facing the controller is a panel of instruments giving wind velocity, time and barometric pressure information. On the left is a recessed loudspeaker to which all receivers are connected, and on the extreme left is the runway's lighting control. Convenient to the controller's left hand is a panel carrying switches and indicator lights for remote control of all radio services. A hand telephone set is in a recess below.*





principle and employing a pair of rotatable dipoles with switched reflectors to give "sense." Bearings are taken on the normal R/T transmissions from the aircraft. The other navaid is a Decca 424 radar with the scanner and radio-frequency head located about 400 to 500 yds from the control tower. The i.f. signal is "piped" to the tower where, in a room fitted with tinted glass windows, are two c.r. tube display units, with separate i.f. receivers to allow for independent operation. Thus one can cover the distant approaches out to 25 miles or so, while the other can give an expanded picture of aircraft movement within a mile or two of the airfield.

Radio-telephone facilities are provided in this room to enable aircraft to be "talked down" to within visual distance of the runways under conditions of poor visibility. Here is located also the v.h.f. direction finder so that all the radio navigational aids are conveniently to hand.

Not yet installed, but planned, is a v.h.f. radio-telephone system for keeping in touch with all airport vehicles. It, and all the other radio services, will be operated from the controller's console as is now customary practice at all airfields, large and small.

The radio and other airport equipment at Ferryfield was planned and installed by Racal, Ltd., and, of course, is approved by the Ministry of Transport and Civil Aviation.

## International Technical Questions

PROFESSOR BALTH. VAN DER POL, director of the International Radio Consultative Committee (C.C.I.R.), has sent us a copy of Volume I of the Proceedings of the VIIIth Plenary Assembly of the Committee which was held in London last September. Engineers and technicians interested in the international aspects of technical radio questions will find the book (which is available in English and French) of considerable interest.

Volume I contains the full text of 90 recommendations, reports and resolutions adopted by the assembly. It also gives full details of the study programmes and questions which will be investigated during the three years before the next assembly, to be held in Warsaw in 1956. These investigations are carried out by the study groups of each of the member countries of the International Telecommunication Union of which the C.C.I.R. is a permanent organ. It is as a result of the papers submitted by these national study groups that the recommendations and further study programmes are arranged.

As the book also contains the texts of those reports, etc., adopted at the previous two plenary assemblies which are still valid, it forms a complete collection of the current C.C.I.R. documents.

Some idea of the diversity of subjects covered in this 406-page book may be gained from the following summary of some of the entries in the 20-page index:—

**Propagation:** Ionospheric, tropospheric and ground-wave.

**Receivers:** Noise and sensitivity; selectivity; frequency stability; choice of i.f.

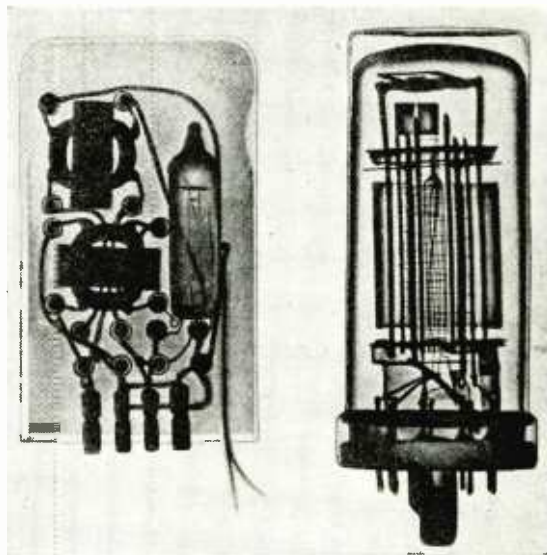
**Recording:** Standards for sound on discs, film and tape.

**Television:** Recording, polarization, standards conversion, picture and sound modulation, combining monochrome and colour.

Two further volumes covering the reports of the study group chairmen and the director (Vol. II), and the minutes of the plenary assembly (Vol. III) will be published later.

Volume I is obtainable from the Publications Department, International Telecommunication Union, Palais Wilson, Geneva, Switzerland, price 23.10 Swiss francs.

## ELECTROSTATIC RADIOGRAPHY



THIS picture shows an x-ray image of a valve and a potted circuit obtained by a new process called xeroradiography which dispenses with ordinary photographic techniques. The method is cheap because the plates can be used over and over again and is very quick—the radiograph being ready in less than a minute from the time of exposure.

In place of the ordinary photographic plate a thin film of selenium on a conductive backing plate is used, and this is charged electrostatically. On exposure to the x-rays the charge is modified according to the pattern of the object being radiographed, so that an electrostatic image is obtained. This image is then made visible by spraying on to the plate a very thin film of charged powder, which adheres in accordance with the charge distribution. For re-use it is only necessary to wipe the plate clean and recharge.

The method has been developed by Ferranti, who say that it is possible to obtain pictures with an even finer grain than in conventional x-ray photographs.




### Problem Picture

What is it? Clue: the external form is strictly functional. No, it is not a r.f.-heated pressure cooker, but the latest transmitter-receiver for ships' lifeboats, made by Marconi Marine.

The "Salvita" set, as it is called, is waterproof—indeed, submersible—and is powered by a hand-driven generator. It complies with the latest Government specification, and operates on 500 kc/s and 8.364 Mc/s.

# COMPACT GRID-DIP OSCILLATOR

By G. P. ANDERSON  
(Amateur Radio Station G2QY)



## A Useful Method of Finding the Resonance Frequency of Coils and Circuits

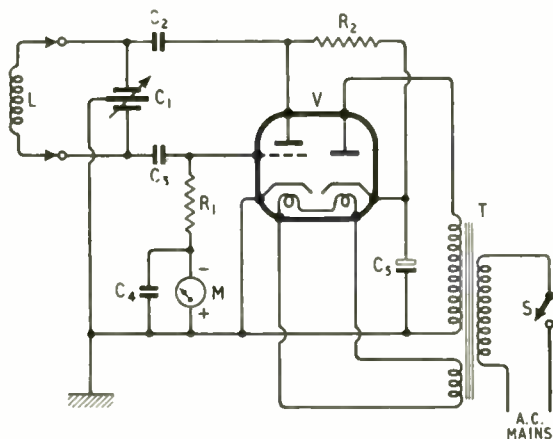
**D**URING recent years the increasing appreciation of the value of the grid-dip oscillator as an item of test gear has been reflected in the number of articles published describing different varieties of the species. The only excuse the present writer has for offering yet another contribution on the

subject lies in the use of a triode-diode v.h.f. mixer valve as an oscillator and mains h.t. rectifier.

Basically the GDO comprises an oscillating valve tunable over the desired frequency range, and including a meter to show the rectified current flowing in the grid circuit. The oscillator coil is usually placed on the outside of the unit in order to permit it to be brought near to the circuit under test. When the test circuit and the GDO are tuned to the same frequency, power is absorbed from the oscillator causing the grid current to fall; hence its name.

An examination of the makers' characteristics for the diode part of the Mullard EAC91 shows that it is designed with limiting values of 50 volts between heater and cathode, and a cathode current of 5 mA. Using the triode section as an oscillator with approximately 50 volts h.t., the current taken is well within this limit, and the valve may be made to oscillate easily up to frequencies of the order of 220 Mc s, using components suitable for operation at lower frequencies as well. The particular model shown in the photographs is designed to cover the range from 5 to 160 Mc s with seven coils, which are arranged to plug in to the end of the unit.

The mains transformer may be quite small as it supplies about 2 watts only, and the smoothing shown in the circuit diagram, comprising  $C_5$  (32  $\mu$ F) and  $R_2$  (10 k $\Omega$ ), is adequate for the purpose. The

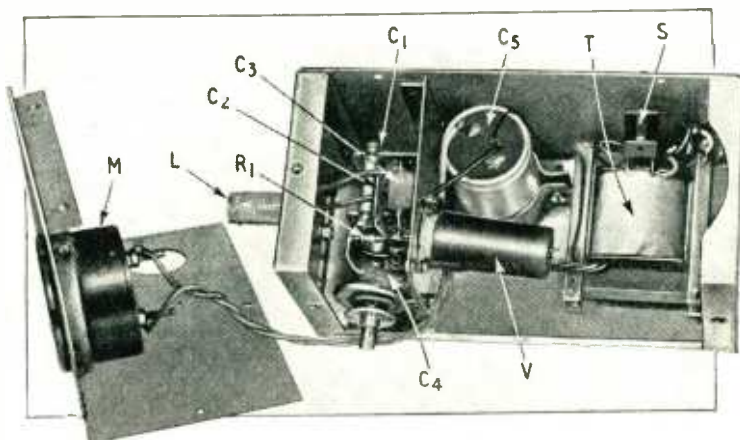


Circuit diagram of the grid-dip oscillator described in the text.

### LIST OF COMPONENTS

$C_1$	20 + 20 pF variable
$C_2, 3, 4$	100 pF silvered mica
$C_5$	32 $\mu$ F 50 V wkg.
$R_1$	22 k $\Omega$ $\frac{1}{2}$ W
$R_2$	10 k $\Omega$ $\frac{1}{2}$ W
V	EAC91 (Mullard)
A	250 $\mu$ A meter
L	See table
T	Mains transformer; secondaries 50 V at 5 mA, 6.3 V at 0.3 A.

On the right the layout of the parts inside the box is shown with the top and one side removed.



signal produced, if listened to in a receiver, is modulated very deeply with 50 c/s, but this is no disadvantage in using the instrument; it is in fact very useful for identifying the signal when accurate frequency checking is desired.

The model shown is built into a box measuring  $7 \times 3\frac{1}{2} \times 3\frac{1}{2}$  in, which is a convenient size for holding in the hand. It could be made smaller, but was originally built as a companion to a self-contained battery model, which used one triode of a 3A5 in a similar oscillator circuit, driven by hearing aid batteries. The only external difference was in the replacement of the mains toggle switch by a spring-loaded push button, conveniently placed for thumb operation. This switch was fitted in the heater

COIL TABLE

Coil	Approx. Freq. Range	Turns	Winding Length	Wire
A	5-9 Mc s	68 $\frac{1}{2}$	$\frac{3}{4}$ in	36 s.w.g. enamel
B	9-15 "	39 $\frac{1}{2}$	"	28 "
C	14-24 "	24 $\frac{1}{2}$	"	24 "
D	23-40 "	15 $\frac{1}{2}$	"	22 "
E	37-63 "	8 $\frac{1}{2}$	"	20 "
F	60-110 "	5 $\frac{1}{2}$	$\frac{1}{2}$ in	20 "
G	100-160 "	1 $\frac{1}{2}$	$\frac{1}{4}$ in	20 "

The coils are each wound on 1-in lengths of  $\frac{1}{2}$ -in diameter Paxolin rod, and are terminated on two 20 s.w.g. tinned copper wires inserted in the ends, spaced to suit the socket on the grid-dip oscillator. In the original model, the socket is a diode valveholder (Base Type B3G).

circuit in order to prevent the batteries being run down unnecessarily.

Details of the coils, and the approximate ranges covered, are shown in the table. If use at the upper end of the range only is contemplated a smaller capacitor at  $C_1$  permitting a different layout to secure shorter leads in the oscillator circuit would probably enable the GDO to be used at even higher frequencies. In passing it may be mentioned that tests have been carried out with 120 volts applied to the rectifier without any signs of distress; with the heater left unearthed, this voltage does not appear across the heater and cathode, but only between the two cathodes, and, of course, the cathode and anode of the diode.

For completeness, a few notes on the use of the GDO may be added. Each range should be calibrated, conveniently by comparison with a suitable receiver, but it should be kept in mind that such calibration is only approximate, since coupling to a tuned circuit tends to "pull" the oscillator. In use the coil of the GDO should be brought near to the circuit under test, and the tuning condenser varied until a decrease in grid current is indicated. The coupling should then be reduced, by moving the GDO away, until the smallest observable "dip" is obtained; in this way, the "pulling" of the oscillator frequency is reduced to a minimum. If more accurate knowledge of the frequency than is given by the GDO calibration is required, the oscillator frequency may be checked on a receiver, maintaining meanwhile the coupling to the circuit under test.

Apart from the obvious uses in adjusting tuned circuits in receivers, transmitters and such like, the GDO may also be used to find the resonant frequencies of aeriels, guy-wires, etc.

## FITTING CAR RADIO


IN order to encourage radio dealers not having facilities for handling motor cars to take a more lively interest in car radio, Pye Telecommunications are organizing fitting depôts throughout the country to which dealers can send their customers for skilled and prompt fitting of the latest Pye car radio receiver. At the time of writing depôts are functioning in Birmingham, Cambridge and Manchester.

To facilitate speedy installation in the widest possible range of cars the new set is made in three separate parts; radio tuner, combined output and power unit and loud-speaker respectively. The first and last only need be in the body of the car and space can generally be found somewhere under the bonnet for the power unit, where, incidentally, it will be within easy reach of the battery in most cases.

The tuner is a complete three-valve, two-waveband superhet less output stage, and is designed to have a reasonably small frontal area so that it can be accommodated conveniently in the space provided on the dash board, or immediately below without obstructing either the driver or passenger.

Tuning and the combined volume/on-off controls are fitted with normal type knobs and disposed on either side of a rectangular dial, while the tone control and wave-

change switch have disc-shaped "dollies" for finger or thumb operation and are let into the lower part of the dial. There are separate scales for medium and long waves with illumination for night-time operation. The price of the new set, including aerial, purchase tax and fitting fee is £28.



Right: To facilitate installation the new Pye car radio receiver is broken down into the three units shown here.



# Manufacturers' Products

NEW EQUIPMENT AND ACCESSORIES FOR RADIO AND ELECTRONICS

## Strip Connectors

THE plug and socket connector illustrated is one of a new range introduced by Bulgin for the electrical interconnection of individual items of a larger equipment. A typical application would be where several chassis are mounted in a rack or a cabinet and slide in and out on guide rails for maintenance and servicing. The socket part can be fixed to the back of the chassis and the plug part (or vice versa) on the back of the rack or cabinet. When the chassis are pushed fully home the two parts mate together and the electrical interconnections are automatically made. To ensure correct alignment of the pins and sockets, individual sockets are



Bulgin 3-way plug and socket strip connector.

allowed a free lateral movement of  $\pm 5$  deg.


Plugs and sockets are mounted on strips of good-quality bakelized material, the pin spacing being  $\frac{1}{8}$  in. Pins are hollow and the leads are secured by tip soldering as in the older-type valve pins. Sockets are fabricated from resilient metal strips, bent to shape, and have integral soldering tags.

These new connectors are available in 3- to 6-, 8-, 10- and 12-way types and prices range from 1s 1½d for a 3-way plug and socket to 3s 6d for a 12-way.

The makers are A. F. Bulgin and Co., Ltd., Bye Pass Road, Barking, Essex.

## Auto-alarm Receiver

THE "Seaguard" auto-alarm receiver is intended to take the place of the ship's radio officer when he goes off duty. It maintains a constant watch on the marine distress frequency of 500 kc/s, and, in the event of a distress signal conforming to the international standard of 12 four-second dashes at one-second intervals being received, operates an alarm. In order to allow for slight mis-tuning of the caller's transmitter the Seaguard receiver is pre-tuned



Marconi Marine Seaguard auto-alarm equipment with chassis withdrawn for inspection.

for reception over the band 490 to 510 kc/s.

A receiver of high sensitivity is employed and elaborate precautions are taken to ensure that only a genuine distress signal of the agreed form will actuate the alarm mechanism, which comes into operation after the fourth dash of correct duration and spacing.

The Seaguard consists of two main units, receiver and power supply, both housed in a single cabinet with draw-out chassis for servicing. A built-in meter provides means for checking all valve feed currents and failure of either unit is indicated by one of two lamps lighting up; also the alarm bells ring.

The equipment is supplied by the Marconi International Marine Communication Co., Ltd., Marconi House, Chelmsford, Essex.

## NON-FERROUS METALS

ELECTRICAL, physical and mechanical properties of non-ferrous metals and alloys are given in the 472-page "Metal Industry Handbook and Directory, 1954," which also includes summaries of relevant British Standard specifications, compositions and melting points of solders and a classified directory of products. The volume, which is in its 43rd year of publication, is published by the Louis Cassier Company, Ltd., Dorset House, Stamford Street, London. S.E.1, price 21s.

## Progress in SOUND

TRIX equipment maintains a long-established tradition of progressive design and high-grade workmanship. There are standard units for every requirement, each a masterly expression of sound-reproduction technique. For large or small installations, our catalogue and expert advice are freely at your disposal.



TRIXONIC Home Music T41 AMPLIFIER

This latest, most striking addition to the TRIX range combines fidelity of reproduction with adequate power for home requirements. Independent bass and treble tone controls, together with the mains switch and illuminated lamp, are fitted to the attractive control panel which is connected to the power amplifier by a single multiway cable. High and low gain inputs, for use on all types of pick-up, and speaker output: tappings for 15 and 3 ohms are incorporated. For the critical enthusiast this is an ideal amplifier of remarkable value.

£16-10-0

WE SHALL BE AT THE



STAND No. 65

**TRIX**

The TRIX ELECTRICAL COMPANY LTD.

1-5 MAPLE PLACE, TOTTENHAM COURT ROAD, LONDON, W.1.

Telephone: MUSeum 5817

Telegrams and Cables:

TRIXADIO, WESDO, LONDON.

# RANDOM RADIATIONS

By "DIALLIST"

## Sporadic E

YOU'VE probably had your whack of television interference by sporadic E reflections at one time or another in the course of the present summer (sic). "Clouds" of intense ionization, forming sporadically in the E-layer and capable of propagating long-distance interference with our TV services were forecast as most likely to occur in the daytime between May and August by T. W. Bennington,\* whose work is well known to *Wireless World* readers. His forecast has been amply borne out by what happened this year. At one time or another from early May onwards severe modulated r.f. interference during daylight has been reported from many parts of the country. Unless there's some interesting event, sporting or otherwise, on tap, I don't often use my receiver during the afternoon. Hence it wasn't until early in July that I saw sporadic E interference in full swing. It began more or less mildly with the appearance of a number of faint whitish lines on the screen. They were not stationary, but jittered about, sloping now from left to right and now from right to left between the top and bottom of the screen. The lines grew rapidly more obvious and "greys" appeared between the "whites." Meantime, they became steadier and less inclined this way or that. Watching them was very trying to the eyes, but I was too fascinated to switch off. So far as I remember, the next development was sudden: the lines became alternate black and white vertical bars of equal width, covering the entire screen. They were at one time so steady that I could count them: 24 black bars, with jagged edges indicating modulation.

## Long-Range TV

TELEVISION is full of surprises. If you were asked what were the chances of obtaining consistently good pictures at a seaside town, 70 odd miles from the nearest transmitter and with huge hilly areas inland, you'd probably reply without hesitation that they were not very bright. That's certainly what I should have said about Torquay—if I hadn't just

returned from a visit to friends who live there and seen for myself the quite excellent pictures that they regularly have on their screen. Good reception is rare in the more low-lying parts of the town; but, given an efficient receiver and a high 3- or 4-element Yagi array, pictures in the higher parts are very nearly up to the standard of those obtainable in a normal service area. When you think of Torquay you are apt to picture it as lying under the shadow of Dartmoor. You might even feel that the direct path from Wenvoe must pass over Exmoor as well. Take a look at the map and you'll see that a straight line between the two places doesn't cross either: there are, in fact, few natural obstacles in the way of a metre-wave transmission.

## A.C.C.

Almost the only fly in the ointment in this part of South Devon is slow, and sometimes not so slow, fading. My host had done a good deal towards minimizing the effects of this by rigging up a remote-control arrangement for the contrast. With this he could keep the picture-level more or less steady; but I couldn't

help feeling that this job of work should have been done in the receiver itself by means of effective a.g.c. It is not only in places far from a transmitter that receivers have to cope with signal variations big enough to be a nuisance to the viewer. I am glad to see that an increasing number of manufacturers are including a form of a.g.c. in their sets. What a boon it will be if it is really effective against aeroplane flutter; for this form of interference is becoming more and more frequent with the increasing number of planes in the air.

## The F.M. Scheme

THOUGH the first stage of the B.B.C.'s plan for v.h.f. broadcasting provides for only nine stations, it will cover a good 75 per cent of the homes of this country. The idea is to turn every TV station eventually into a combined television and sound broadcaster. This means that the provision of interference-free sound broadcasting will go forward hand in hand with steadily improving television coverage. Since it should be possible to share much of the building, maintenance and running costs



## "WIRELESS WORLD" PUBLICATIONS

	Net Price	By Post
SHORT-WAVE RADIO AND THE IONOSPHERE. T. W. Bennington, Engineering Division, B.B.C. Second Edition.	10/6	10/10
SUPERHETERODYNE TELEVISION UNIT. Second Edition.	2/6	2/8
INTRODUCTION TO VALVES. R. W. Hallows, M.A. (Cantab.), M.I.E.E., and H. K. Millward, B.Sc. (Lond.), A.M.I.E.E. ...	8/6	8/10
TELEVISION ENGINEERING: Principles and Practice. VOLUME ONE: Fundamentals, Camera Tubes, Television Optics, Electron Optics. A B.B.C. Engineering Training Manual. S. W. Amos, B.Sc.(Hons.), A.M.I.E.E., and D. C. Birkinshaw, M.B.E., M.A., M.I.E.E., in collaboration with J. L. Bliss, A.M.I.E.E. ... ..	30/-	30/8
WIRELESS WORLD TELEVISION RECEIVER MODEL II: Complete constructional details with notes on modernizing the original design ... ..	3/6	3/9
RADIO INTERFERENCE SUPPRESSION as Applied to Radio and Television Reception. G. L. Stephens, A.M.I.E.E. ...	10/6	10/11
SOUND RECORDING AND REPRODUCTION. A B.B.C. Engineering Training Manual. J. W. Godfrey and S. W. Amos, B.Sc. (Hons.), A.M.I.E.E. ... ..	30/-	30/8
ADVANCED THEORY OF WAVEGUIDES. L. Lewin ...	30/-	30/7
FOUNDATIONS OF WIRELESS. M. G. Scroggle, B.Sc., M.I.E.E. 5th Edition ... ..	12/6	13/-
TELEVISION RECEIVING EQUIPMENT. W. T. Cocking, M.I.E.E. 3rd Edition ... ..	18/-	18/8

A complete list of books is available on application.  
Obtainable from all leading booksellers or from

ILIFFE & SONS LTD., Dorset House, Stamford Street, London, S.E.1.

\* B.B.C. Quarterly, Autumn 1953.

between the two services this should make for a considerable saving in expense. A saving in manpower, too; for the number of engineers and technicians needed to run a "combined" transmitting station should be quite a bit smaller than that called for by two completely separate outfits. Although we may not be the first country to have a nation-wide high-fidelity sound service we shall, I believe, be the first to demonstrate the economies of combined sound broadcasting and television stations.

## AWARDS TO AUTHORS

AUTHORS of a dozen or more papers on radio and allied subjects read before the Institution of Electrical Engineers last session, or accepted for publication during the session, are to be awarded premiums by the Institution.

The Duddell Premium (£20) goes to G. W. Barnes (R.A.E., Farnborough), for his paper "A Single-Sideband Controlled-Carrier System for Aircraft Communication," the Blumlein-Browne-Willans Premium (£20) to G. Dawson, K. G. Hodgson and R. A. Meers (all of S.T.C.), and L. L. Hall and J. H. H. Merriman (P.O.), for "The Manchester-Kirk o'Shotts Television Radio Relay System," the Ambrose Fleming Premium (£10) to Dr. M. M. Z. Kharadly (Imperial College), and Dr. Willis Jackson, F.R.S. (Metrovick), for "The Properties of Artificial Dielectrics Comprising Arrays of Conducting Elements," the Fahie Premium (£10) to T. Hayton, C. J. Hughes and R. L. Saunders (all of C. & W.), for "Telegraph Codes and Code Convertors" and the Heaviside Premium (£10) to J. F. Coales (Cambridge University), for "The Application of Information Theory to Data-Transmission Systems and the Possible Use of Binary Coding to Increase Channel Capacity." A £10 Premium will also be awarded to Dr. A. L. Cullen (University College, London), for "The Excitation of Plane Surface Waves."

Premiums valued at £5 will be given to the following authors for the papers quoted: E. D. Daniel and Dr. P. E. Axon (B.B.C.), for "The Influence of Some Head and Tape Constants on the Signal Recorded on a Magnetic Tape" and "The Reproduction of Signals Recorded on Magnetic Tape"; Dr. E. A. O'Donnell Roberts (Mullard), for "A Study of Some of the Properties of Materials Affecting Valve Reliability"; Dr. J. A. Saxton and B. N. Harden (Radio Research Station, Slough), for "Basic Ground-Wave Propagation Characteristics in the 50-800 Mc/s Band" and "Ground-Wave Field Strength Surveys at 100 and 600 Mc/s"; J. Brown (Imperial College), for "Artificial Dielectrics Having Refractive Indices less than Unity"; Dr. A. Talbot (Imperial College), for "A New Method of Synthesis of Reactance Networks"; and E. Green (Marconi's), for "Synthesis of Ladder Networks to give Butterworth or Chebyshev Response in the Pass Band."



# Say 99!

(STAND No 99)



## FOR THE MOST COMPREHENSIVE DISPLAY OF ELECTRONIC COMPONENTS



Say 99—Ah! Nothing wrong here . . . First-grade electronic components manufactured from the finest-quality materials, to the highest standards and specifications. Soundly constructed and beautifully finished, Bulgin components are designed and developed by highly qualified electronic engineers, and produced by skilled craftsmen. Call at the Bulgin stand (No. 99) and see for yourself the vast range of quality components.

### LOOK FOR THESE NEW ITEMS

MULTI-STRIP CONNECTORS, NEW METER PUSH, OZONE-PROOF C.R.T. BOSS CONNECTOR, TWIST-GRIP TEST-PROD, BASEBOARD INLET CONNECTOR, L.E.S. LAMP HOLDERS, ETC.

And of course all the popular lines:—  
SWITCHES, SIGNAL-LAMPS, MICRO-SWITCHES, MAINS AND LOW VOLTAGE CONNECTORS, FUSES AND FUSEHOLDERS, JACKS AND JACK-PLUGS, RESISTORS, CONTROL-KNOBS, ETC.

Send to-day for latest 114 page Catalogue (Ref. No. 193/WW) Price 1/- post free.

I enclose P.O. for 1/-, please send me 144 page Catalogue.

Name .....

Address .....

.....

99/WW



MANUFACTURERS OF RADIO AND ELECTRONIC COMPONENTS

A. F. BULGIN & CO. LTD.,  
BYE-PASS ROAD, BARKING, ESSEX

Telephone: RIPPleway 3474 (5 lines)



# UNBIASED

By FREE GRID

## Teleoptics

I HAVE been reading with very great interest an article in the June issue of the French journal *Télévision* in which the author, Gaston Muller, puts forward some very original ideas. He is, like myself, afflicted with a divine discontent, as, indeed, is F. P. Hughes, who wrote "Why Lines?" in last month's *Wireless World*.

Muller criticizes the use of scanning in television; the picture is transmitted piecemeal and not in one complete whole as in the long-range TV system employed by the moon and other heavenly bodies.

Although the viewer thinks he sees a complete picture it is in reality a mere illusion—like marriage, where one gets to know the real personality of one's partner bit by bit instead of all at once. As things are at present the marriage between electronics and optics, which produces as its offspring the television picture on our screens, is rather an unsatisfactory one from Muller's point of view. The offspring, by means of the scanning process, grows up gradually into a fully fledged adult over a period of time in the same way as an infant in the biological world. M. Muller wants the offspring to arrive in the world like Venus as a ready-made adult with none of this time-wasting growing business.

He describes his proposed remedy for this unsatisfactory state of affairs at considerable length, but admits that practical details are likely to prove very formidable. It is these tiresome practical details that are holding up a teleoptical scheme of my own as I want to provide every room in my house with television, using one set only.

As you cannot just couple up an extension c.r.t. as you can a loud-speaker I propose to mount my set on the roof next to my masthead pre-amplifier and to distribute the picture optically. I intend to use a small projector-type c.r.t. in the set

Optical television distribution.



and by an elaboration of the optical arrangement used in a binocular microscope, coupled with the necessary number of periscopes, I shall be able to beam the picture down each chimney of my house. It doesn't look as if we are going to get any coal next winter and I don't like to think of the chimneys as being entirely useless.

In the empty grate of each room, there will be a prism or inclined mirror to throw the image forward on to the back of a translucent screen standing in the position occupied by the normal fire screen. In this way television will be available in each room and the occupants will be able to gather in a half-circle round the fireplace as has been the habit of families for generations past.

## The Etch and the Itch

ONE sometimes comes up against the problem of replacing a defunct valve, on which the etched type number is indecipherable, in a receiver about which no technical information is available.

In a recent issue of the American journal *Radio-Electronics* a gallant attempt is made to solve this problem by suggesting various things which may be done to enable the faint and elusive type number to be read. All depend on the fact that the etching process causes a slight roughening of the glass over the actual etched area. Among other things suggested is that the valve be rubbed on your hair; the rough etched area of the glass collects more of the natural scalp oil than the rest and so shows up. But those of us who have dry scalps need not despair. All we need do is to stick the valve in the refrigerator and when it is really cool take it out and breathe on it; and we shall find that the resultant condensation has collected more readily on the rough etch than elsewhere.

These suggested remedies are all very well in their way, but I am surprised at a technical journal like *Radio-Electronics* having any truck with such non-electronic methods. I must confess, however, that I only discovered the correct method myself by chance.

One day I had on my laboratory table the chassis of a set

which I had picked up cheaply in the Petticoat Lane of radio. I was having trouble in deciphering the valve numbers and had left the room for a few moments in search of a valve data book and when I returned I noticed the cat rubbing itself against the valves and other components of the up-ended chassis.

There was nothing abnormal about all this, of course, but when I reached the chassis I noticed that the etching stood out boldly amid the dust which had gathered on the rest of each valve. The explanation is simple. When glass is rubbed with a piece of catskin it becomes electrified and readily attracts particles of dust. But there had been a much greater degree of friction between the itching skin of the cat and the rough area of the etching, and, therefore, a greater electrical charge with the result that the dust had been attracted there to a much

Cat-made static



greater extent than elsewhere on the glass envelope of each valve.

## Mobile Phone Boxes

EACH YEAR there is an outcry from punters at the shortage of 'phone boxes at Newmarket, Epsom and other racing centres, to give people a chance of getting on to their London bookmakers for the later events in the programme after they have lost all their hard cash to the ready-money course bookmakers in the earlier races.

The usual excuse of the G.P.O. is that the capital outlay in building dozens of telephone kiosks which would be used for only a few days in the year would not be justified. Have they never heard of such things as radio waves, or are the officials in charge of the telephone department totally lacking in imagination?

I see no reason at all why temporary 'phone boxes made of wood and canvas should not be dumped down where needed, each containing a battery-powered radio unit for linking with a similar installation on the roof of the local telephone exchange. Such temporary boxes, with their complete freedom from connecting cables, could be readily moved by a suitably equipped pan-technicon from course to course as required.

# ALL-ROUND DEPENDABILITY



## Precision ELECTRICAL MEASURING INSTRUMENTS

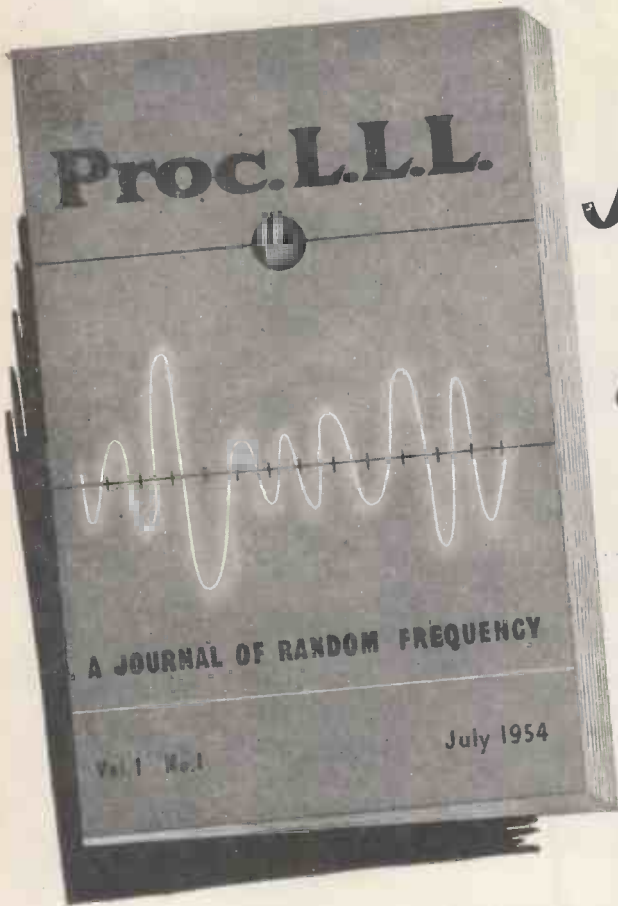
See us at the  
**RADIO SHOW**  
 Stand No. **61**  
**EARLS COURT, LONDON**  
 Aug. 25—Sept. 4

You can depend on "Avo."  
 When choosing instruments,  
 consult our complete cata-  
 logue, a copy of which may  
 be had free on application.

**THE AUTOMATIC COIL WINDER & ELECTRICAL EQUIPMENT CO. LTD.**  
 WINDER HOUSE DOUGLAS STREET LONDON S.W.1

Telephone: VICTORIA 3404-9





# THE HOUSE JOURNAL

*- with a  
difference*

## DO you KNOW ...

- • • a £75 oscilloscope having a Y amplifier flat to 5 M/cs and a rise time of .07 uSec?
- • • an instrument that will make automatically 350 continuity and insulation tests in 40 seconds?
- • • an oscilloscope with an amplifier rise time of 7 millimicroseconds?
- • • the most convenient way of buying an American instrument when you have a genuine need for one?



If you are on our mailing list and have received your copy of PROC. L.L.L. the answer is yes in every case. If, however, selecting the right instrument for any job and getting it quickly is sometimes one of your problems, let us send you a regular copy.

# LIVINGSTON LABORATORIES LTD

RETCAR STREET · LONDON · N19 · Tel: ARChway 6251



# POWER

## and VERSATILITY

### FROM AUDIO TO VERY HIGH FREQUENCIES



Valve requirements of extremely diverse equipments, from servo amplifiers to video modulators, are ideally met by the new Mullard beam tetrode, QV06-20.

This compact and rugged valve with an anode dissipation of 20 watts will function equally well as driver, frequency multiplier, power oscillator or output valve at all frequencies up to 60 Mc/s. With ratings reduced the frequency of operation may be increased to 175 Mc/s.

One QV06-20 as a class "C" amplifier will deliver 52 watts at 60 Mc/s, and two in a class "AB1" push-pull amplifier will provide 82 watts of audio power. The mutual conductance is 7 mA/V, and even with relatively low anode voltages a large output can be obtained with small driving power.

The anode connection of the QV06-20 is brought out to a top cap, and this feature, together with a short metal base screen which is connected to a base pin, ensures excellent separation between input and output.

The QV06-20 is directly equivalent to the popular American 6146. Further details of the QV06-20 and other valves in the comprehensive Mullard range are readily obtainable from the address below.

# QV06-20

## TETRODE

Heater:		Typical Applications			
$V_h$	6.3 V	<b>R.F. Power Amplifier</b>	$V_a$ (V)	Pout (W)	f (Mc/s)
$I_h$	1.25 A				
<b>Limiting Values:</b>		Class "C" Telegraphy and F.M. Telephony	600	52	60
$V_a$ max.	600 V	Class "C" Anode and Screen-grid Modulated	320	25	175
$p_a$ max.	20 W		400	32	60
$V_{g2}$ max.	250 V	<b>A.F. Power Amplifier or Modulator</b>			
$V_{g1}$ max.	-150 V	(Two valves.)			
f max.	175 Mc/s	Class "AB1"	600	82	A.F.
Base	Octal.	Class "AB2"	600	90	A.F.

# Mullard



# A COMMON factor in UNCOMMON PERFORMANCE




Ferrograph 2A



Ferrograph Model YD



Equipment YDC



## THE WEARITE TAPEDECK

The reputation of the 'Tapedeck' is so well-known and so firmly established as to call for no extravagance in describing its many virtues. Indeed, it forms the basis of the recorder instruments in common use in the Defence Services of the United Kingdom and many other countries, as well as being the choice of broadcasting Authorities throughout the World.

**FERROGRAPH 2A** A reasonably inexpensive instrument approaching professional standards with a specification commending it to those engaged in educational and cultural pursuits.

**FERROGRAPH MODEL YD** A triple-speed instrument designed mainly for use in the scientific and industrial fields. Principally intended for operation from and into 600 ohm lines, a high gain stage has been provided, however, to allow for recording direct from normal microphones.

**EQUIPMENT YDC** A simultaneous dual-channel Recorder-Reproducer offering special facilities for analytical research into medical, aeronautical and scientific problems. Any two activities capable of translation into electrical phenomena within the frequency and phase shift limitations can be recorded and relayed simultaneously.

Demonstrations of Ferrograph Recorders will be given in Demonstration Room D.20.



*Originators of Tapedecks*

# WRIGHT & WEAIRE LTD

131 SLOANE ST., LONDON, S.W.1

Phone : SLOane 2214/5 & 1510





You are cordially invited to visit our **STAND No. 74** at the Radio Show

**VIBRATORS · VIBRAPOWER UNITS  
I.F. A.F. & MAINS TRANSFORMERS  
COILS & CERAMIC SWITCHES**

**W R I G H T & W E A I R E L T D**

131 SLOANE STREET · LONDON · SW1 · Telephone: SLOane 2214/5



## In the first TV countries in Asia



Japan

The Philippines



Thailand

## RCA is first choice for television equipments

RCA TELEVISION in the Philippines and Thailand has quickly followed the first TV installation in Asia in 1953. The first transmitter in Japan has now expanded to three . . . all completely RCA-equipped.

So the tremendous educational and cultural capacities of television are being introduced 'round the world . . . the most powerful means ever conceived for public enlightenment and international understanding.

Abroad, as in the U.S.A., RCA provides everything for television . . . from camera to antenna, from mobile remote units such as pictured here to complete studio and transmitter equipments. RCA also makes available the services of distributors and companies long versed in the electronic needs of their countries.

You can look with confidence to RCA for this complete co-ordinated service . . . manufacturing, installation facilities, instruction, servicing . . . *everything* that goes to make RCA TV such a dependable instrument of education and enjoyment throughout the world.

Your RCA distributor or company will gladly tell you about RCA TV; or write to RCA International Division.



RCA produces complete TV studio equipments, from microphones to monitoring consoles. This scene shows a broadcast from the RCA-equipped station DZAG-TV, Manila.

World Leader in Radio  
First in Recorded Music  
First in Television



RCA INTERNATIONAL DIVISION

**RADIO CORPORATION of AMERICA**


RCA BUILDING

30 ROCKEFELLER PLAZA, NEW YORK, N.Y., U.S.A.

"Marca Registrada"

# B.B.C. TELEVISION AERIALS

are matched to better than 1.1 : 1 VSWR  
using Wayne Kerr V.H.F. Bridges



**MODELS B. 701 AND B. 801**

Balanced and unbalanced measurement from 1-100 Mc/s.

**MODEL B. 901**

For unbalanced measurement from 50-250 Mc/s.

These instruments are also ideal for the measurement of receiver input admittances.

*(Illustrated)*

The asymmetric sideband filter behind the high-power vision transmitter at Holme-Moss.

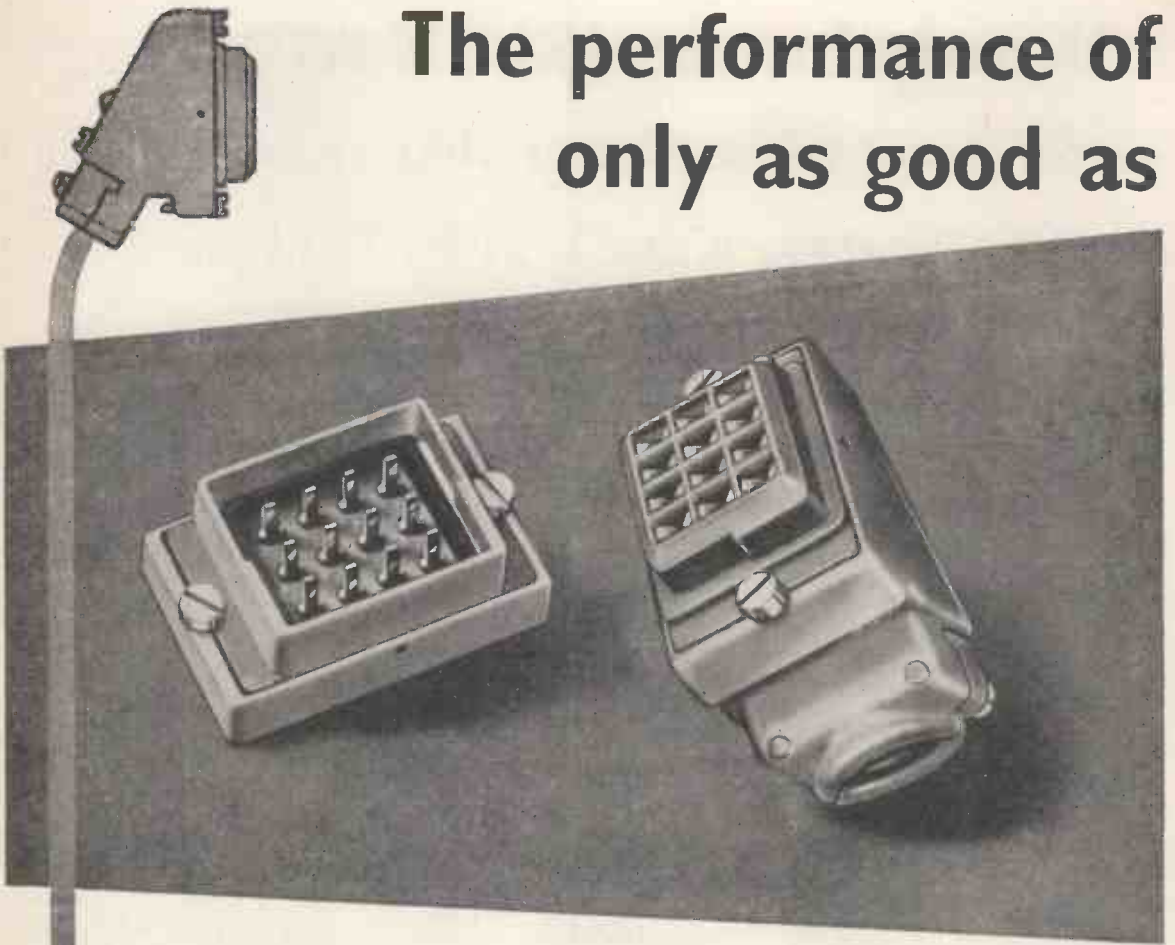
*(By courtesy of the B.B.C.)*



**The Wayne Kerr Laboratories Ltd.**

**New Malden, Surrey, England**

# The performance of only as good as



## Multiway Plugs and Sockets for quick action and positive contact

These reliable Plugs and Sockets, proved in service, provide a quick positive connection for up to 28 terminations. They need lower insertion pressure per contact than any comparable product, and when fully mated a dust and damp proof seal is provided between Plug and Socket. Considerable latitude in matching can be allowed when they are used in rack mounting applications.

*These components are in regular use by :— The English Electric Co. Ltd., Messrs. Marconi's Wireless Telegraph Co. Ltd. and Messrs. Standard Telephones & Cables Ltd.*

**4  
WAY**

**8  
WAY**

**12  
WAY**


**20  
WAY**

**28  
WAY**

PLEASE WRITE FOR FURTHER DETAILS TO



# any equipment is its terminals



These versatile Miniature connectors provide perfect coupling between co-axial cables and instruments, and are extensively used in Television, Radar, and Communications equipment. They are 100% pressure and flash tested before despatch. The full range consists of a variety of Cable and Panel Mounting units of either plug or socket type, and a recent addition is an elbow connector for applications where it is desired to keep the face of the panel clear. Suitable for use with co-axial cable Uniradio 32 and 43.

## Miniature hermetically sealed Co-axial Plugs and Sockets to RCS.322

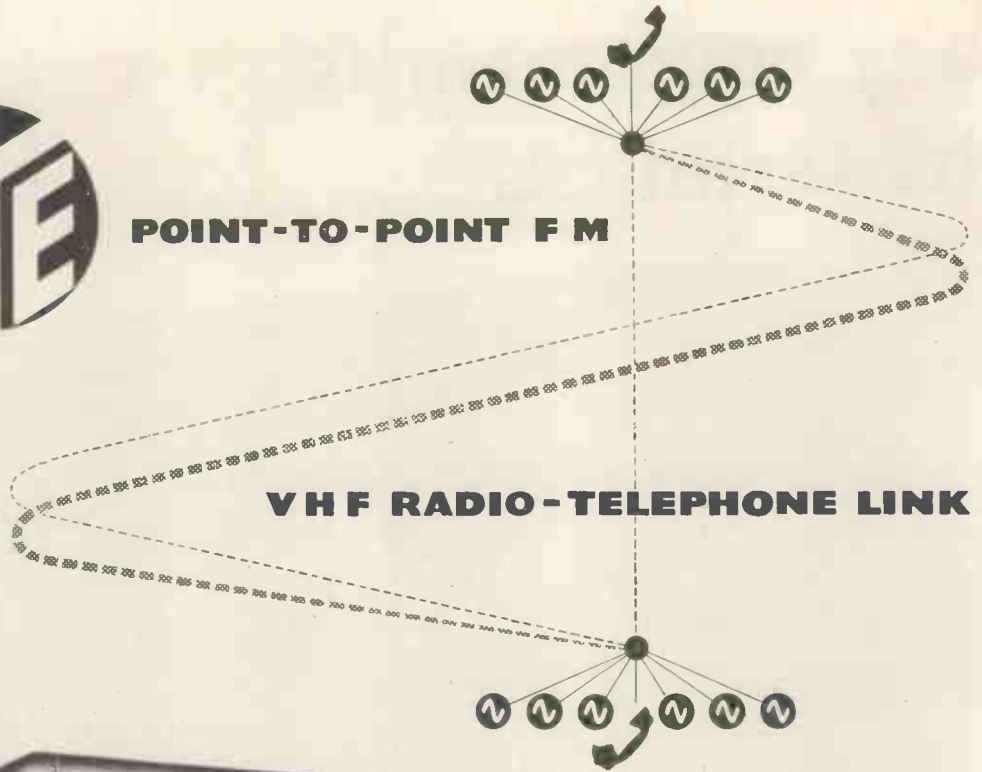
A.I.D & A.R.B - APPROVED

**POWER CONTROLS**  
LIMITED

EXNING ROAD, NEWMARKET. TELEPHONE NEWMARKET 3181



**POINT-TO-POINT F M**



**VHF RADIO-TELEPHONE LINK**



This Equipment will provide first-class single channel point-to-point facilities and, at the same time, possesses the necessary capacity for extension to six channels if required.

**ABBREVIATED SPECIFICATION**

- Frequency range: 60—216 mc/s
- Transmitter output Power: 10 watts or with Amplifier Unit —50 watts
- Maximum Deviation: 50 kc/s
- Receiver Bandwidth: 6 db down  $\pm$  120 kc/s
- Overall Transmitter-Receiver Performance
  - Frequency Response: 300 c/s—6 kc/s  $\pm$  3 db; 6 kc/s — 36 kc/s  $\pm$  1 db
- Intermodulation Level: At least — 55 dbm—for 2 tones applied each at 0 dbm

  
**Telecommunications**  
 CAMBRIDGE  ENGLAND

Pye (New Zealand), Ltd.,  
Auckland C.I., New Zealand.

Pye Radio & Television (Pty.) Ltd.,  
Johannesburg,  
South Africa.

Pye Canada, Ltd.,  
Ajax, Canada.

Pye Limited,  
Plaza de Necaxa 7,  
Mexico 5.

Pye-Electronic Pty., Ltd.,  
Melbourne, Australia.

Pye Limited,  
Tucuman 829,  
Buenos Aires.

Pye Ireland, Ltd.,  
Dublin, Eire.

Pye Limited,  
5th Avenue, Bdg.,  
200 5th Ave., N.Y.

*Before you can say*

# "SNAPACITOR"

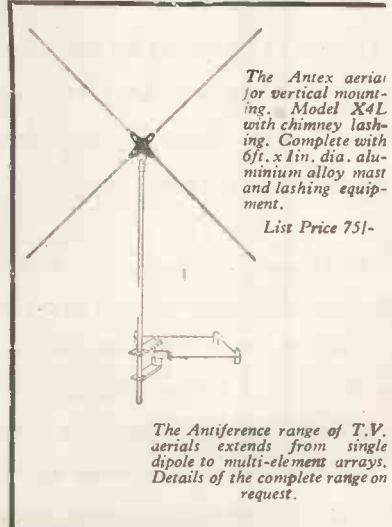


**THIS BECOMES THIS**  
*in four  
 easy movements*

Yes, it's as easy as that. The unique Snapacitor principle permits factory pre-assembly and alignment of all Antiference Aerials. This saves erection time and guarantees peak performance.

**CORROSION-PROOF, TOO!**

*There's another vital point about Antiference capacitor couplings; there are no metal-to-metal connections. This eliminates inter-metal corrosion and guarantees life-long 100% electrical efficiency. There are no servicing headaches with Antiference.*



*The Antex aerial for vertical mounting. Model X4L with chimney lashing. Complete with 6ft. x 1in. dia. aluminium alloy mast and lashing equipment.  
 List Price 75/-*

*The Antiference range of T.V. aerials extends from single dipole to multi-element arrays. Details of the complete range on request.*

**ANTIFERENCE**  
 LIMITED

**WE SHALL BE AT THE**



**STAND No. 34**

**BICESTER ROAD, AYLESBURY, BUCKS. Telephone: Aylesbury 1467/8**




# 10 to 300 Mc/s DIRECTLY CALIBRATED

*The Advance D1 Signal Generator has long been recognised as supreme in its sphere for accuracy, ease of operation and reliability. Now comes the D1/D—an up-to-the-minute successor—possessing all those proven qualities, but plus the advantage of being DIRECTLY CALIBRATED. Whilst the range of the D1/D (10 to 300 Mc/s) is only slightly less than the original D1, its characteristics, given below, prove the "D" series to be the finest V.H.F. instruments available in their price class.*

- Frequency range 10 to 300 Mc/s
- Directly calibrated with an accuracy of plus/minus 1%
- Sine wave modulation 30% at 1,000 c/s
- Square wave modulation approx. 50/50 at 1,000 c/s
- Max. attenuation error at 300 Mc/s plus/minus 4 db
- Negligible stray field
- Light weight, only 34 lbs.

## the *Advance* V.H.F. SIGNAL GENERATOR




# MODEL D1/D

Full technical details  
available in Leaflet W26

Net Price  
in U.K. **£97**




Instrument Type



Industrial Type




Miniature Moving-Coil Type



Pneumatic Time-Delay Type

Also manufacturers of:- Cartridge Thermostats, Adjustable Contact Thermometers, Magnetic Amplifiers, Low-Inertia Integrating Motors.



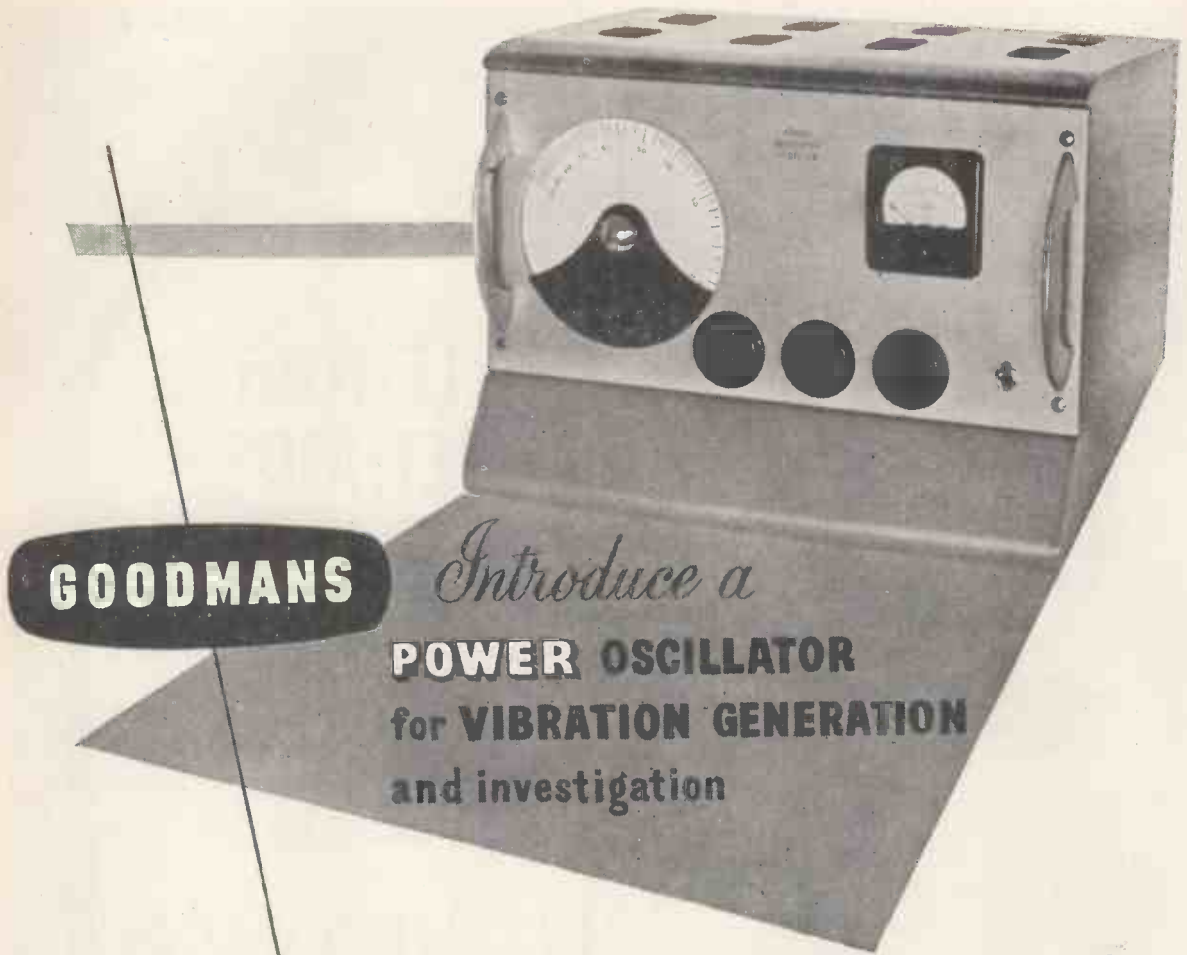
-the first name for precision

# RELAYS

Comprehensive technical data of our extensive range of standard relays will be forwarded on request

Most types now available for PROMPT DELIVERY

ELECTRO METHODS LTD. (Division WR), CAXTON WAY, STEVENAGE, HERTS  
PHONE: STEVENAGE 780



**GOODMANS**

*Introduce a*  
**POWER OSCILLATOR**  
 for **VIBRATION GENERATION**  
 and investigation

—provides a stabilised 10-10,000 c/s supply

A vibration generator depends for its accuracy largely upon the suitability of its driving equipment. Goodmans—who pioneered vibration generators in this country—have now produced a self-contained drive unit consisting of oscillator, amplifier and power pack. Although primarily intended for use with Goodmans Model V.47 Generator, it will also find wide application in the laboratory and in industrial processes where a high quality source of audio frequency is required. A brief specification of this latest Goodmans product is given below, and full circuitry details are available on request to "Vibration Dept. W".

**FOR USE WITH  
 THE GOODMANS  
 VIBRATION  
 GENERATOR  
 MODEL V.47**

or where small  
 scale vibration  
 testing is  
 involved.



**Brief Specification**

Frequency range—10-10,000 c/s. in 3 ranges.  
 Power output—5 watts into 3 ohms.  
 Output Level Stability— $\pm 0.05$  db 10-10,000 c/s.  
 Distortion—less than 0.2%.  
 Hum level—72 db down on 5 watts.  
 Power supply—100/115 v, 200/225 v, 225/250 v;  
 50-60 c/s. 75 watts.  
 Weight—45 lb.  
 Dimensions—16½ in. × 13 in. × 11 in.



THE  TIMES  
and special  
supplements

THE TIMES has gained a special reputation for its supplements, for the great thing about a supplement is that it should be thorough.

That is why the supplement for the radio industry published separately by THE TIMES on August 23rd will be so well worth reading. The articles, on varied subjects ranging from the radio show and current trends in set design to detailed news of the latest developments in components, will be informative and authoritative to a high degree. Reports on the B.B.C.'s plans for sound and television, a special article on the use of navigational aids in the air and on the sea, communications equipment, electronics as an aid to production, and many other articles of general interest are included.

This supplement of 32 pages published by THE TIMES reviews the radio industry fully and lucidly. Those who serve that industry, and the public in general, will find it stimulating and valuable reading.

THE  TIMES  
Radio and Television  
Supplement

**Published August 23rd**

**Price One Shilling**

From all newsagents or direct from *The Times*, London, E.C.4, by post for 1s. 2d. inland, 1s. 2½d. abroad. Orders should be accompanied by a remittance.

*Visit The Times stand (No. 42) at the Radio Show, Earls Court.*

# ADCOLA

PRODUCTS LIMITED  
(Regd. Trade Mark)

## SOLDERING INSTRUMENTS & ALLIED EQUIPMENT

### Bench and Hand PVC and Polythene Cable Strippers, etc.

ADCOLA SUPPLIES FOR ALL VOLTAGES

ADCOLA SUPPLIES BIT SIZES  $\frac{1}{8}$ "  $\frac{3}{16}$ "  $\frac{1}{4}$ "

ADCOLA SUPPLIES THE ANSWERS TO MODERN SOLDER JOINTING

DESIGNED FOR TV AND RADIO MAINTENANCE, TELECOMMUNICATIONS,  
AND BENCH ASSEMBLY LINES FOR RADIO AMATEURS



FACTORY BENCH  
LINE MODEL

$\frac{3}{16}$ " Bit

List No. 64

British, U.S.,  
Canadian Pats.  
Reg. Designs  
86032, 86803,  
873158, 871264.



PROTECTIVE  
SHIELD

List No. 68

Stock volt ranges  
6/7, 12/13, 22/24,  
50/55, 100/110,  
200/220, 230/250.



INSTRUMENT  
MODEL

With Collet held

$\frac{1}{8}$ " Bit

List No. 70

PRICES FROM 23/-

Advice on your soldering problems  
will gladly be given without obligation.

WRITE FOR CATALOGUES.

Sole Manufacturers and Suppliers:

# ADCOLA

PRODUCTS LIMITED  
(Regd. Trade Mark)


HEAD OFFICE SALES:

GAUDEN ROAD, CLAPHAM HIGH ST.,  
LONDON, S.W.4.

Telephone: MA Caulay 4272.

## AUTOMATIC FREQUENCY MONITOR (20 Mc/s)

Designed for the measurement of any frequency in the range 10 c/s to 20 Mc/s with a basic accuracy of  $\pm 1$  part in  $10^6 \pm 0.1, 1.0,$  or 10 c/s. Higher accuracies available if required. The unknown frequency is determined by counting the number of cycles that pass through a 'gate' open for a selectable time interval of 0.1, 1.0, or 10 seconds. The result is presented on eight panel mounted meters each scaled 0 to 9 and is in decimal notation. Full information available on request.



# CINEMA-TELEVISION LIMITED

A Company within the J. Arthur Rank Organisation

WORSLEY BRIDGE ROAD · LONDON · SE26

Telephone HITHer Green 4600

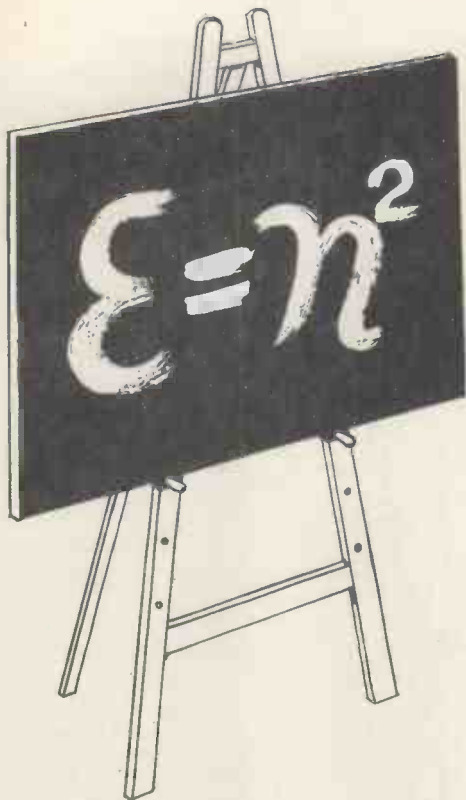
SALES AND  
SERVICING AGENTS

F. C. Robinson & Partners Ltd.,  
287 Deansgate, Manchester, 3

Hawnt & Co., Ltd.,  
59 Moor St. Birmingham, 4

Atkins, Robertson & Whiteford Ltd.  
100 Torrisdale Street, Glasgow, S.2





IN 1881 J. C. MAXWELL


derived this relationship  
between dielectric constant  
and refractive index.

That this holds true for  
Polystyrene implies that  
polarization is almost  
entirely due to elastic  
displacement of electrons only.

This means **LOW DIELECTRIC  
LOSS** and dielectric  
constant independent  
of temperature, frequency  
and voltage.

#### SUFLEX POLYSTYRENE CAPACITORS

because of their **LOW DIELECTRIC LOSS**  
and **SMALL SIZE** are admirably suited for  
use in I.F. transformers and padded circuits.  
Their uniquely high insulation resistance  
and low dielectric absorption make them  
indispensable in computers, nucleonic and  
medical equipment.



\* The capacitors shown here are actual size.

# SUFLEX

*Limited*

LONDON

CAPACITIES: 5 pf. to 0.5 mfd.

TOLERANCE: 20% to 1%.

VOLTAGES: 250v. to 750v. D.C.

HS Type: for general use.

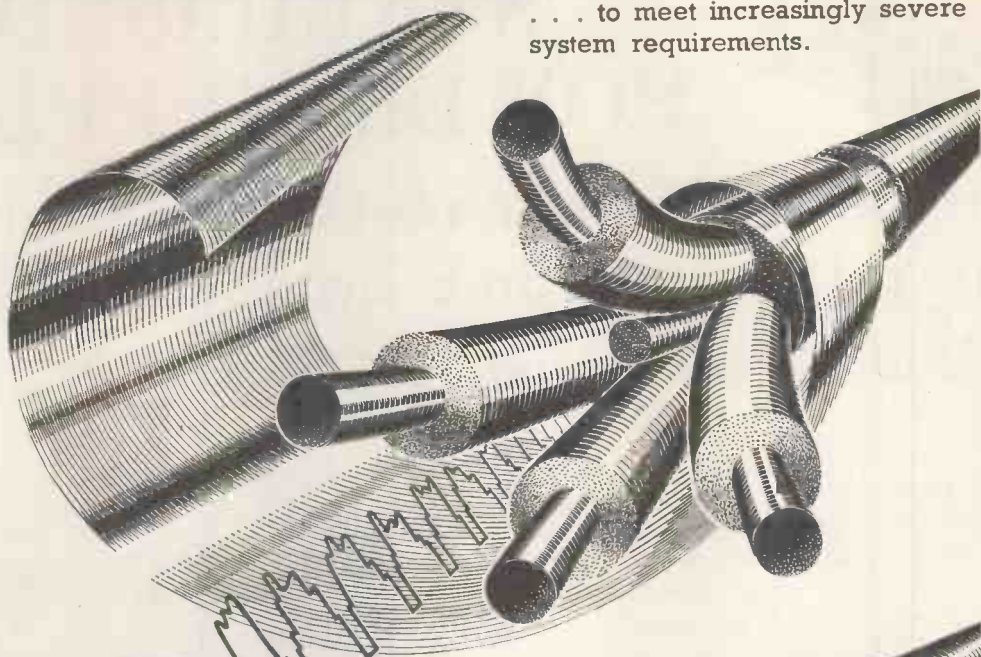
HSA Type: with additional sealing  
for use in exceptional  
humidity conditions.

35, BAKER STREET, LONDON, W.1.

Telephone: WELbeck 0791.

# PRECISION TELEVISION RELAY CABLES

... to meet increasingly severe system requirements.



**AUDIO FREQUENCY CABLES**  
... of quad, double quad and figure "8" construction.



**POLYTHENE INSULATED & SHEATHED CABLES**  
for the highest standards of television and radio relay engineering.



# STABILISED POWER SUPPLIES

provide all the necessary power supplies for electronic equipment in the **LABORATORY and WORKSHOP.**

THE Airmec Stabilised Power Supplies which operate from 100-130 and 200-250 volts 50 c/s mains are designed for either bench use or for forward mounting on a standard 19in. rack. Both current and voltage meters are incorporated, and in the Type 776, a meter switch enables any of the four separate direct outputs to be monitored. Separate switches and fuses controlling all D.C. outputs are fitted to each unit for convenience of operation.



## Type 705

- Stabilised output continuously variable from 200-350 volts at maximum currents of 200-100 mA.
- May be employed with positive or negative lines earthed or with output floating.
- Output change is less than  $\pm 0.5$  per cent. for  $\pm 10$  per cent. input change.
- Output change from no load to full load is  $+0, -0.5$  per cent.
- Source Impedance 5 ohms.
- A.C. output 6.3 volts at 5 amps, centre tapped, un stabilised.
- Price £55—Immediate delivery.

## Type 776

- Stabilised positive output continuously variable from 200-350 volts at maximum currents of 200-100 mA.
- Positive output change is less than  $\pm 0.5$  per cent. for  $\pm 10$  per cent. input change.
- Stabilised negative output of 85 volts at 5 mA.
- Un stabilised positive output of 500 volts at 200 mA.
- Un stabilised negative output of 500 volts at 3 mA.
- A.C. output 6.3 volts at 5 amps. un stabilised.
- Price £60—Immediate delivery.

*Full details of these or any other Airmec instruments will be forwarded gladly upon request.*

**AIRMEC**  
L I M I T E D

HIGH WYCOMBE - BUCKINGHAMSHIRE - ENGLAND

Telephone: High Wycombe 2060

Cables: Airmec, High Wycombe




**Daily**



**TRANSFORMER PROBLEMS  
WE HAVE SOLVED...**

**AMERICAN SPECIFICATION MIL/T27  
met with BRITISH MATERIALS**



Implementing the policies of N.A.T.O. has brought its own problems not the least of which are the varying electrical properties of the actual raw materials selected for electronic and radio equipment and components. The news that Gresham Transformers have completely and successfully met the requirements of American Specification MIL/T27 is yet another achievement which goes to prove that—

*—To Every Transformer Problem  
There is a GRESHAM Answer*


**HANWORTH** **GRESHAM** **MIDDLESEX**  
**TRANSFORMERS LTD**

TWICKENHAM ROAD,

HANWORTH, MIDDX.

FELtham 2271-4

# DUBILIER



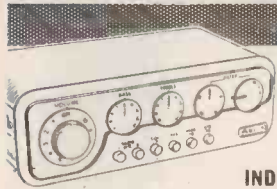
## PRECISION WIRE-WOUND RESISTORS

**Dubilier Precision Wire Wound Resistors** are manufactured under very close supervision to exacting standards in order to ensure that the finished resistors will maintain stability over long periods. Specially insulated wire is used which combined with subsequent impregnation in similar insulating material eliminates the possibility of shorted turns. These resistors can be made over a wide range of values and to very close tolerance. *For full technical information send for Catalogue Brochure R.9,*

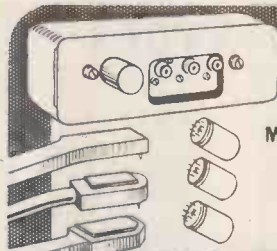
**STAND N° 83  
THE RADIO SHOW  
EARLS COURT**

DUBILIER CONDENSER CO. (1925) LTD., DUCON WORKS, VICTORIA ROAD, NORTH ACTON, LONDON, W.3. Phone: Acorn 2241 (5 lines). Grams: Hivoltcon, Wesphone, London. Cables: Hivoltcon, London, Marconi International Code


# The best which present techniques can devise . . .




**UNIQUE  
FILTERING  
SYSTEM  
INDEPENDENT OF  
MUSICAL BALANCE**



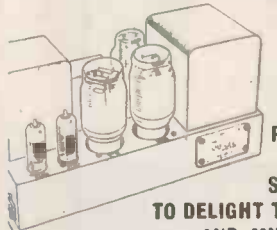
**CORRECT  
MATCHING FOR  
ANY PICK-UP  
BY PLUG-IN  
UNITS**



**CORRECT  
EQUALISATION  
FOR EVERY  
RECORDING**



**INPUTS FOR  
RADIOS  
TAPE  
MIC. ETC.  
VIRTUALLY  
MADE TO  
MEASURE**



**A POWER  
AMPLIFIER  
WITH  
PERFORMANCE  
STABILITY  
SPECIFICATION  
TO DELIGHT THE ENGINEER  
AND MUSICIAN ALIKE**

Like its predecessor, the QUAD II embodies outstanding features anticipating trends in both amplifier and associated equipment design. The importance of these features will be apparent to all who have followed the growth of high quality reproduction in recent years.

The criterion, as always, is that the reproduced sound shall be the closest approach to the original—that the enjoyment and appreciation of music may be unimpeded. This is reflected throughout the electrical and mechanical design. It is reflected, too, in the straightforward and logical system of control, achieved without the sacrifice of a single refinement or adjustment capable of contributing to the final objective.

The QUAD II for convenience of installation, is constructed in two units—the main amplifier and the control unit. Each is complementary to the other, offering in complete form the best which present techniques can devise.





# STRICTLY EXPORT ONLY



Leading Exporters of all types of Radio Receiving and Transmitting Tubes. Current Production and Ex-Government Surplus Special Purpose Tubes. Over 1000 types in large quantities, available Ex-stock, Contractors to British Commonwealth and Foreign Governments for Army, Navy and Air-Forces, Post Offices, Civil Air Lines, etc. Ask for Export List.

## SOME OF THE TYPES CARRIED IN STOCK

1AC6	3C23	6B5	6N7GT	7H7	16A5	77	808	4020A	CMG28	DK92	EL91
1A3	3C24	6B6G	6P7G	7H7	17Z3	78	809	4021A	CMV8	DL63	EY51
1A5GT	3C25	6B7	6Q7G	7Q7	18	80	810	4035A	CMV28	DL86	EZ40
1A7G	3CP1	6B8	6Q7GT	7R7	18AQ5	80/S	811	4045A	CV2	DL82	FG17
1A7GT	3D6/129A	6B8G	6R7	7S7	19E2	81	813	4046A	CV6	DL92	FG27A
1B28	3DP1	6B8GT	6R7G	7W7	19X3	82	814	4080A	CV24	DL93	FG67
1B27	3FP7	6BA6	6R7GT	7Y4	19Y3	83	815	4205E	CV43	DL94	FX215
1C3G	3LF4	6BE6	6S7	7Z4	21A6	83V	816	4212E	CV82	DRM1B	G650
1C5GT	3C24	6B4G	6S7	83D	23D	84	823	4280A	CV57	DRM2B	GD74B
1D5	3Q5G	6BR6	6SA7GT	8D5	24G	88J	828	4313C	CV58	DRM3B	GKX00
1D6	3Q5GT	6BJ6	6SC5	9D2	25A3/G	89 (Y)	829A	4328D	CV64	E4445	GEX34
1D8/GT	384	6BR7	6SC7GT	9D6	25A6GT	100TH	829B	4378	CV67	E1148	GEX35
1E7G	3V4	6BS7	6SD7GT	9HP7	25L6	117L/GT	830B	4490	CV72	E1155	GEX44/1
1E7GT	4C27	6BW6	6SF5	10	25L6GT	117N/GT	832	5763	CV75	E1190	GEX45/1
1F5G	4C29	6BW7	6SF7	10Y	25SN7GT	11Z6GT	832A	7193	CV83	E1191	GEX54
1G4GT	4D1	6BX6	6SG7	10D1	25Y5	210HL	833/833A	7475	CV85	E1192	GEX54/3
1G5G	4I53	6C4	6SH7	11D3	25Z4G	210SPG	836	8011	CV88	E1231	GEX54/4
1G6/GT	4THA	6C5	6SH7GT	11D5	25Z5	210SPT	837	8012A	CV92	E1248	GEX54/5
1H5G	4TP8	6C5G	6S7	12A6	25Z6G	210VPT	838	8013A	CV100	E1254	GEX55/1
1H5GT	5AF1	6C5GT	6S7GT	12A6GT	25Z6GT	212E	841	8018	CV101/1	E1265	GEX64
1H6G	5A/10SD	6C8	6S7	12A8GT	27	215P	843	8019	CV118	E1266	GEX66
1L4	5B4G	6C21	6SK7	12AH7GT	28D7	215SG	850	8020	CV119	E1271	GEX69
1LA6	5B/502A	6CD8G	6SK7GT	12AH8	30	217C	860	9001	CV125	E1273	GL46A
1LC8	5BP1	6CH8	6SL7GT	12AT6	32	220B	861	9002	CV172	E1320	GL451
1LD5	5CP1	6D6	6SN7GT	12AT7	33	220P	863	9003	CV174	E1323	GT1C
1LH4	5CP7	6D7	6SC7	12AU6	33A/100A	220RC	864	9004	CV179	E1359	GU20
1LM6	5C/450A	6E5	6SA7GT	12AU7	35A5	220TH	865	9006	CV192	E1365	GU21
1M5G	5D21	6E8	6SS7	12AX7	35L6GT	231D	866A	9007	CV415	E1379	GU50
1N5GT	5FP7	6F5	6ST7	12BA6	35T	250TH	866JR	9008	ACP4	E1436	H30
1P5GT	5GP1	6F5G	6TTG	12BE6	35TG	262A/B	869B	9009	ACT8	E1468	H63
1Q5GT	6P4	6F5GT	6U8G	12BH7	35W4	278A	872A	9010	ACT17	E1474	HD14
1R4	5L35	6F8	6B5/6G5	12C9	35Z3	280RC	874	9011	CV1481	E1481	HF30
1R5	5LP1	6F8G	6U7G	12C8GT	36ZAGT	304TH, TL	875A	9012	APP4C	CV1583	HL2
1R4	5R4GY	6F6GT	6V6	12DP7	35Z5GT	307A	878	9013	APP4G	CV1588	HL2K
1R5	5T4	6F7	6V6G	12E6	36Z6	310A	878A	9014	AR12	CV1596	EA50
1R4	5U4G	6F7E	6V6GT	12J5GT	37	310B	884	9015	AR13	CV6008	EB34
1U5	5V4G	6F8G	6W2	12J7GT	38A	311A	885	9016	AR300A	CT31	EB91
1V	5X4G	6F8GT	6X2	12K7GT	39/44	313C	905A	9017	AR4101	CT32	EB92
2A3	5Y3G	6G5G	6X4	12K8	40	323A	931A	9018	ARF3	D1	EB33C
2A4G	5Y3GT	6G6G	6X5	12K8GT	41	327A	954	9019	ARF4	D15	EB34
2A5	5Y4G	6H8	6X5G	12Q7GT	41MP	328A/4328A	955	9020	ARF13	D41	EC54
2A6	5Z3	6H6G	6X5GT	12R7	41MP7	337A	956	9021	ARF38	D42	EC381
2A7	5Z4	6H6GT	6Y6G	12S7GT	41MPL	337A	957	9022	ARF36	D43	EC382
2B7	5Z4G	6J5	6Y7G	12SCT	41MXP	357A	958A	AT4	AR7	D63	EC388
2C28	5Z4GT	6J5G	6Z5	12SG7	41STH	368A	959	AT15	AR15	D77	EC391
2C28A	6A3	6J5GT	7A2	12SH7	42	380A	960	AT19	AR19	D77	EC391
2C34	6A6	6J6	7A4	12SH7	42SPT	388A	1299A	ATP4	DA60	EC385	K730
2C40	6A7	6J7	7A5	12SJ7GT	43	39A	1616	AT50	DA80	EC386	KT31
2C43	6A8G	6J7G	7A8	12SA7	45	450TL	1619	AT55	DA100	EC387	KT32
2D21	6A8GT	6J7GT	7A7	12SK7GT	45SPEC	703A	1622	AU7	DAF91	EF22	KT33C
2E22	6A87	6J8G	7B6	12SL7GT	46	705A	1624	AZ1	DDR25	EF36	KT44
2J21A	6A88	6K6G	7B7	12SN7GT	50C5	707A/B	1625	AZ21	DE75	EF37	KT61
2J34	6A87	6K6GT	7B7E	12SQ7	50D8G	708A	1628	AZ41	DET9	EF37A	KT68
2J36	6AF6G	6K7	7B7	12SQGT	50L6GT	709A	1629	B20	DET12	EF39	KT71
2J39	6AG5	6K7G	7C4	12SR7	50Y6GT	713A	1635	B30	DET16	EF50	KTW82
2J48	6AG7	6K7GT	7C5	12U5G	63A	714AY	1642	BL63	DET19	EF54	KTW83
2J54	6AJ7	6K8	7C6	12X3	53KU	717A	1648	BT45	DET25	EF50	KTZ41
2J54B	6AK5	6K8G	7C7	12Y4	54	723A/B	1615	CB8	DF91	EF91	KTZ63
2X2/879	6AK6	6K8GT	7D5	14B9	57	724A	1860	C1C	DF92	EF92	KTZ73
3A2A	6AL5	6L5G	7D7	14C7	58	725A	1860	C9A	GA625	EF93	L2
3A4	6AM5	6L6	7D8	14E7	59	726A	2050	CA625	GA625	EF94	L30
3AF1	6AM6	6L6G	7D9	14K7	61P	800	2051	CAV25	DEH7	EF95	L63
3E7/1291	6AQ5	6L6GA	7E5	14R7	71A	801	2151	CK1005	DEH7	EF95	L63
3R24	6AT6	6L7	7E6	14S7	72	801A	3651	CL33	DEH1	EL22	L77
3R26	6AT6	6L7G	7E7	14D2	73	803	4003A	CMG8	DEH101	EL32	L610
3B151A	6AV8	6L7	7E7	14E	75	805	4018A	CMG32	DEH107	EL33	LD210
3BF1	6B4G	6N7G	7G7	15R	78	807	4018B	CMG25	DK91	EL41	LD410

# HALL ELECTRIC LTD

HALTRON HOUSE, 49-55 LISSEON GROVE, LONDON N.W.1.

Tel.: Ambassador 1041 (5 lines)

Cables: Hallettric, London

HALTRON

HALTRON

# Ask your dealer —

to show you

## The **SENSATIONAL**



### The **TAPE RECORDER** for every Home . . .

Here at last is a Tape Recorder all can afford. The 'PLAYTIME' offers a new world of entertainment and interests at a price until now unimaginable.

A scientifically developed, precision engineered instrument, it weighs only 16lb. and is built in a beautifully appointed, compact case, finished in attractive two-tone leathercloth.

The 'PLAYTIME' is the lowest priced Tape Recorder giving a full hour's playing time. Completely self-contained for recording. Plays back through normal radio or amplifier.

# 26 GNS.


#### ACCESSORIES

The 'PLAYTIME' is supplied complete and ready for use, optional extras being a matched High Fidelity Crystal Microphone at 52/- and ONE HOUR Spool of special matched tape at 26/6.

#### TECHNICAL DATA

- ★ "PLAYTIME" gives you ONE HOUR'S PLAYING TIME.
- ★ THE ONLY RECORDER WITH SINGLE KNOB CONTROL FOR RECORD, PLAYBACK, REWIND AND FAST FORWARD WITHOUT UNLACING TAPE.
- ★ "PLAYTIME" records and plays back with equal ease in any position even upside-down or on its side.
- ★ Because it is scientifically developed and precision engineered, there is absolute minimum wow and flutter.
- ★ Separate variable control ensures correct volume for all types of recording and playing back.
- ★ Built-in 3-stage specially matched pre-amplifier with miniature MULLARD Valve.
- ★ Frequency response 60/6,000 c.s.
- ★ Instantaneous and positive braking.

- ★ Automatic erasure of unwanted recordings.
- ★ Powered by specially designed motor.
- ★ High fidelity twin track recording heads completely enclosed in handsome dress cover, affording complete protection against stray magnetic and electrostatic fields.
- ★ Self contained for recording. For playback plug into any radio or amplifier.
- ★ Miniature self contained equipment VERY portable and compact, finished in attractive 2-tone leathercloth suitcase of ultra modern design finished with handsome gilt fittings; detachable lid for ease of handling.
- ★ Overall size 12 1/2 in. x 10 in. x 4 1/2 in. Weight 16 lb.
- ★ Storage space for spare spools of tape.
- ★ Size of tape table only 11 1/2 in. x 9 1/8 in.
- ★ For use on AC mains 230/250 v




This is the lightweight precision engineered chassis of the Playtime—scientifically developed and superbly presented

★ Write for coloured leaflet.

Manufactured by:

# TAPE RECORDERS (ELECTRONICS) LTD.

3 FITZROY STREET • LONDON • W.1 • Tel.: MUSEum 5563

The  Tape Deck by:

Walker Instruments Ltd. • Garth Road • Lower Morden • Surrey

# Track Assembly

## Moulded with

# 'Araldite'

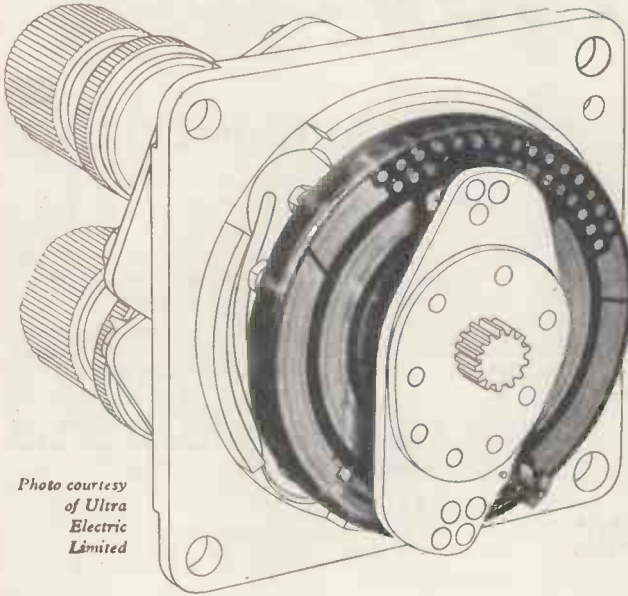


Photo courtesy  
of Ultra  
Electric  
Limited

This selector unit (part of the Ultra Jet Pipe Temperature Control System) controls the temperature of the exhaust gases of a turbo-jet aero-engine.

The resistance elements and track segments are moulded in 'Araldite' Casting Resin B, simplifying assembly and sealing the elements against climatic changes and ensuring mechanical stability.

This is another example of the versatility of 'Araldite' epoxy casting resins which combine exceptionally low shrinkage on setting with resistance to high temperatures, humidity and corrosive agents. 'Araldite' epoxies are facilitating production in many industries—most notably in the potting and sealing of components for radio, electronics and electrical engineering generally.

### THESE ARE THE NEW EPOXIES!

'Araldite' (regd.) epoxy resins are obtainable in the following forms:—

- Hot and cold setting adhesives for metals and most other materials in common use
- Casting resins for the electrical, mechanical and chemical engineering industries
- Surface coating resins for the paint industry and for the protection of metal surfaces

Full details will be sent gladly on request.

# 'Araldite'

*epoxy casting resins*

## Aero Research Limited

DUXFORD, CAMBRIDGE. Telephone: Sawston 187 A Ciba Company


⊗ 264-75 A



# Standard

## in **6** Continents


### The **D.S.** RADIO POINT-TO-POINT **TRANSMITTER**



**More than 180 of these transmitters are in use throughout the World**

\* Available for early delivery

*P*owerful 40 kilowatt D.S.13's were used to transmit Her Majesty the Queen's Speech direct from Auckland, New Zealand, to the United Kingdom on Christmas Day, 1953.



D.S. series of transmitters ★★★★★★★★★★

★ <b>D.S.10</b>	★ <b>3/5 kW</b>	★ Double Sideband	★
★ <b>D.S.12</b>	★ <b>4 kW</b>	★ Independent or Single Sideband	★
★ <b>D.S.13</b>	★ <b>40 kW</b>	★ Independent or Single Sideband	★

★★★★★★★★★★★★★★★★★★★★

Write for Radio leaflets :  
Type **D.S.10** No. 179/25  
Type **D.S.12** No. 129/25  
Type **D.S.13** No. 130/25

# Standard Radio



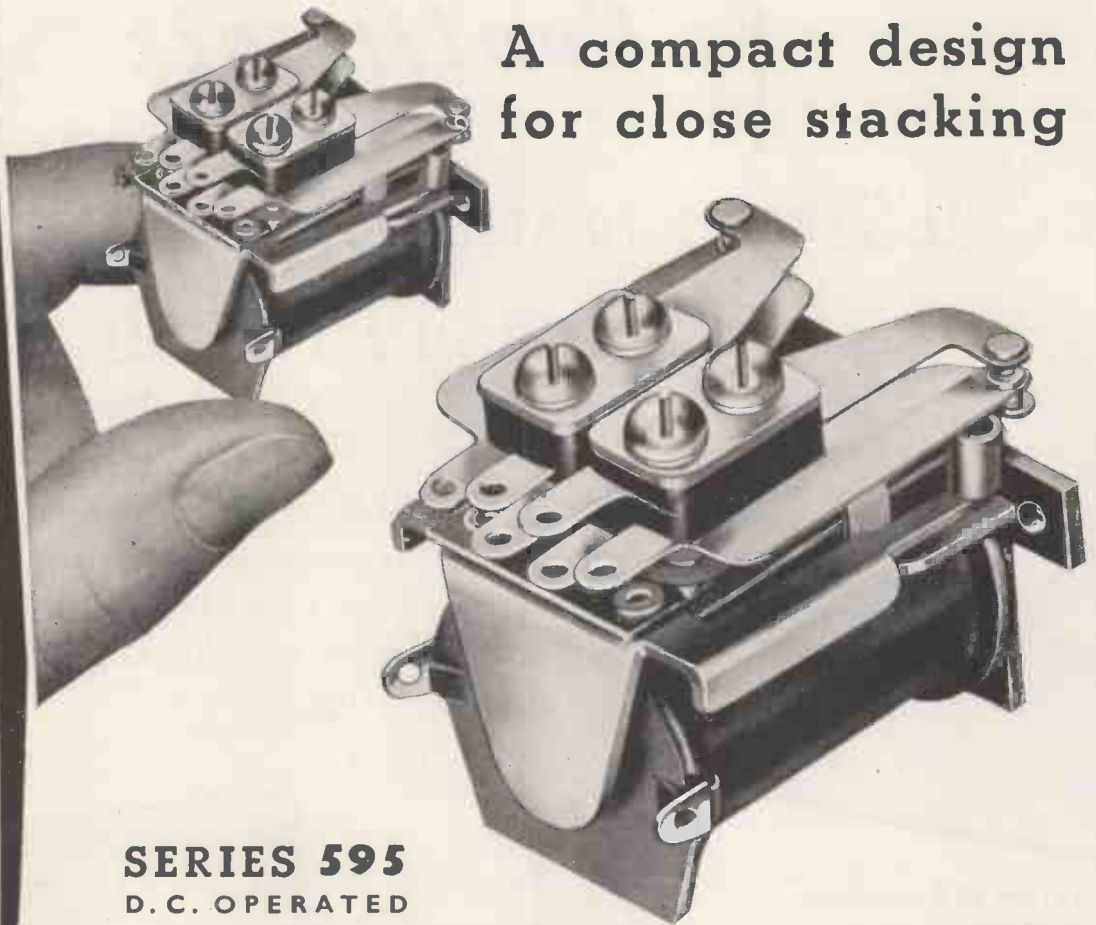
## Standard Telephones and Cables Limited

Registered Office : Connaught House, 63 Aldwych, London, W.C.2.

**RADIO DIVISION** · OAKLEIGH ROAD · NEW SOUTHGATE · LONDON, N.11

# RELAYS

**A compact design  
for close stacking**



**SERIES 595**  
D. C. OPERATED

This extremely compact relay has its connections to both contacts and coil brought conveniently to one end, and is designed without projections to facilitate close stacking where banks of Relays are in use. The contact current handling capacity is exceptionally high in relation to the overall dimensions of the Relay. Good armature design has reduced the effects of shock, vibration and acceleration, and the spring type hinge eliminates backlash friction and risks of displacement.

*For further details of our  
range please write.*

TELEPHONE : NEWMARKET 3181-2-3

TELEGRAMS : MAGNETIC NEWMARKET



**MAGNETIC DEVICES LTD**  
NEWMARKET

**7.5 to 250 Mc/s**  
 ON FUNDAMENTALS  
 IN FIVE RANGES  
**SINE AND  
 SQUARE WAVE  
 MODULATION**  
**R.F. OUTPUT**  
**1  $\mu$ V to 100 mV**

*Advance*


**MODEL Q1**

V.H.F. SIGNAL GENERATOR

**£45**

(List price in U.K.)

Again Advance lead the way—this time with a V.H.F. Signal Generator covering 7.5 to 250 Mc/s, a range that embraces Bands 1 and 2 and also the impending Very High Frequency Television Transmissions on Band 3. Moreover, this instrument is available at a price well within the reach of every service man. In the traditional Advance manner, this instrument is designed for simple operation and with a versatility that not only fulfils present needs, but anticipates the even more exacting requirements to deal with the television test problems of tomorrow.



Below are some outstanding features:-

- WIDE RANGE—7.5 to 250 Mc/s
- SINE AND SQUARE WAVE MODULATION
- RELIABLE ATTENUATION
- LOW LEAKAGE—less than 3 microvolts
- TRULY PORTABLE—weighs only 17lbs
- COMPETITIVE PRICE



The Q1 provides the ideal complement to the Model E2. These together give complete coverage from 100 kc/s to 250 Mc/s.

Full technical details available in Folder W23 on request.



# IT'S A QUESTION OF



## SOME SUGGESTED EQUIPMENT COMBINATIONS

	£	s.	d.
Lowther Amplifier A.10F. . . . .	35	0	0
Lowther Master control unit . . . . .	20	0	0
Lowther F.M. unit . . . . .	22	0	0
Lowther DT.4 radio unit . . . . .	37	6	3
Connoisseur motor . . . . .	23	8	11
Lowther pick-ups with diamond styli	43	19	8
Pick-up transformer . . . . .	1	17	6
Extra power pack . . . . .	5	10	0
	<u>£189</u>	<u>2</u>	<u>4</u>

	£	s.	d.
Rogers Baby-de-Luxe amplifier and control unit . . . . .	23	0	0
Rogers Radio Feeder unit 3 wave-band . . . . .	24	16	0
Garrard T/B unit with 2 Decca pick-ups . . . . .	14	0	11
	<u>£61</u>	<u>16</u>	<u>11</u>

Goodsell amplifier and pre-amp. type M.A.5 can be substituted for the above if desired.

	£	s.	d.
Goodsell Williamson amplifier . . . . .	33	10	0
Goodsell pre-amplifier . . . . .	18	18	0
Goodsell F.M. unit . . . . .	15	0	0
Connoisseur 3-speed motor . . . . .	23	8	11
2 Leak pick-ups with diamond styli and transformer . . . . .	21	19	9
	<u>£112</u>	<u>16</u>	<u>8</u>

	£	s.	d.
Leak T.L.10 and Leak Point One pre-amp. . . . .	28	7	0
Leak pick-up with 2 diamond styli and transformer . . . . .	21	19	9
Collaro transcription motor . . . . .	13	9	0
Goodsell F.M. unit . . . . .	15	0	0
	<u>£78</u>	<u>15</u>	<u>9</u>

Loudspeakers and Cabinets to choice. Standard Radio Feeder units available, and special Export units with extra short wavebands if required.

# CLASSIC

THE

# STANDARDS . . .

It seems paradoxical to refer to variable standards. Yet even amongst Hi-Fi enthusiasts—whose critical perceptions none could question—there is no yardstick of performance. A “Standard” is that which wholly satisfies an individual requirement. And requirements are as diversified as the means to their attainment. To misquote—“Perfection lies in the ears of the listener.”

We are well aware of this at Classic, and we devote our service to matching individual requirements, backing it with specialised advice.

When you come\* to Classic you can be sure of getting the precise combination of equipment you need. Any combination of equipment can be supplied to specification and will be specially packed for export orders. **All equipment and cabinets are available on hire purchase or credit sale terms in Great Britain and Northern Ireland.**

\* and you get the same specialised attention if you write—wherever you may be. We can ship any equipment anywhere in the world.

## LOUDSPEAKERS HI-FI

	Cash Price		Credit Sale 9 equal P'mts of		Hire Purchase Deposit		Hire Purchase 12 P'mts of	
	£	s. d.	£	s. d.	£	s. d.	£	s. d.
Vitavox Klipschorn ..	145	0 0	17 11 6		50 0 0		9 11 8	
Lowther Type PM3 ..	96	0 0	11 14 7		32 0 0		6 2 8	
Acoustical Corner Ribbon ..	95	0 0	11 12 3		32 0 0		6 0 0	
Wharfedale "Triune" ..	96	0 0	11 14 7		32 0 0		6 2 8	
Wharfedale Corner 3 Unit ..	72	0 0	8 16 0		24 0 0		4 12 0	
Tannoy 15in. dual concentric	33	10 0	4 2 0		11 10 0		2 19 0	
Tannoy 12in. dual concentric	27	10 0	3 6 0		9 10 0		1 14 6	
Lowther PW1 (walnut) ..	78	10 0	9 12 0		26 10 0		5 0 0	
Goodmans Axiom 22 (in recommended reflex cabinet)	37	14 0	4 12 3		12 14 0		2 7 0	
Goodmans 150 in Corner Baffle ..	22	17 0	2 16 0		7 17 0		1 8 9	
Wharfedale Super 12/CS/AL in Classic Reflex cabinet ..	38	10 0	4 14 3		12 10 0		2 10 0	
Wharfedale W/10 CSB Corner Baff. Assembly ..	24	16 0	3 4 0		8 16 0		1 10 8	

COMPLETE WHARFEDALED AND GOODMAN'S AND W.B. RANGE NORMALLY STOCKED.



Bass reflex cabinet of contemporary design and heavy construction finished in straight grained or burr walnut veneer, or oak veneer, lined with Cellotex and fitted with a Wharfedale W12/CS/AL Loudspeaker. Dimensions 20in. x 21in. x 42in. high. . . £37 10 0

Radiogram Cabinet to match. Dimensions 20in. x 21in. x 36in. high . . . . . £36 0 0

Equipment Cabinet to match for Tape Recorder or Record storage. Dimensions 20in. x 21in. x 36in. high. £27 0 0

# ELECTRICAL CO LTD

'HI-FI' SPECIALISTS

352-364 LOWER ADDISCOMBE ROAD · CROYDON · SURREY TEL. ADDISCOMBE 6061-2



*Mullard Ferroxcube  
being extruded into  
rods for H.F. cores.*

### **MAGNETIC MATERIALS** Extensive

research and manufacturing facilities have established Mullard as the leading producers of magnetic materials. They were the first, for example, to introduce Ferroxcube, the world's most efficient magnetic ferrite; 'Ticonal' anisotropic permanent magnets, renowned for their high stability and high energy output; and Magnadur, an entirely new type of permanent magnet with the insulating properties of a ceramic.

The wealth of experience gained from these developments is available to all users of magnetic materials through the Mullard advisory service. An enquiry to the address below will put a team of specialised engineers at your disposal.



# **Mullard**

**'TICONAL' PERMANENT MAGNETS • MAGNADUR (Formerly Ferroxdure)  
PERMANENT MAGNETS • FERROXCUBE MAGNETIC CORE MATERIAL**

MULLARD LTD., COMPONENT DIVISION, CENTURY HOUSE, SHAFTESBURY AVENUE, LONDON, W.C.2.





**Junction**

**TRANSISTORS**


*for hearing aids*



The smallest glass-encapsulated transistor in the world; a result of the specialised valve manufacturing techniques pioneered by HIVAC.

Hermetically sealed against moisture.

All British manufacture throughout.

Contains a germanium junction element manufactured and supplied by 

*The new HIVAC junction transistor type XFT1, because of its extremely small size and high performance, is the perfect element for all stages of the most modern Hearing Aids.*

Dimensions are only 5.3 x 3.8 x 15 mm.  
DELIVERIES WILL COMMENCE IN SEPTEMBER

*Samples are available now to Hearing Aid Manufacturers*

**Hivac Limited**

STONEFIELD WAY, VICTORIA ROAD, SOUTH RUISLIP, MIDDX.

Telephone : Ruislip 3366

Cables : HIVAC, RUISLIP.





# THE WORLD TURNS TO

## 3-SPEED TRANSCRIPTION UNITS

### MODEL 2000

Comprises Transcription Motor and Turntable complete with 3-speed gear and switch mounted on banjo-type unit plate

### MODEL 2010

Same specification as Model 2000, but mounted on rectangular unit plate and equipped with a studio "P" High Fidelity pickup head



Absolutely uniform speed; reproduction free from rumble and frequency modulation. Available for A.C. voltages 100/125 and 200/250. Finished in cream scratchproof enamel. Also available for A.C./D.C. supply

## GRAMOPHONE UNITS Single- and 3-speed

New in design and supplied in two types:—A.C.554 for 78 r.p.m. records; A.C.3/554, a new unit for 3-speed operation.

Turntable is heavy duty steel, rubber covered; fitted with striker for operating automatic stop.

Spring Suspension and check springs eliminate acoustic feed-back.

Pickup Rest fitted with safety clip.

Motor—4 pole, dynamically balanced.

The above units are also available for A.C./D.C. supplies.



See them at the Radio Exhibition, Earls Court, London, Aug. 25th—Sept. 4th, Stand No 11 and Demonstration Room No D 26.

**COLLARO LTD.** Ripple Works, By-Pass Road, Barking, Essex.

# COLLARO

## QUALITY PRODUCTS

### RECORD CHANGERS

"54" High Fidelity Changer. COLLARO'S latest complete mixing unit for 7in., 10in. and 12in. records. Suitable for A.C. voltages 100/125 and 200/250 and available for A.C./D.C. supplies.

**RC531.** Non-Mixing Changer for single-speed operation at 78 r.p.m. with 10in. and 12in. records. Also **3RC531**, 3-speed version for operation at 33½, 45 and 78 r.p.m. with 7in., 10in. and 12in. records.

**RC532.** Mixing Version of Model RC531 for single-speed operation at 78 r.p.m. with 10in. and 12in. records intermixed in any order. Also **3RC532**, 3-speed version, for operation at 33½, 45 or 78 r.p.m. with 7in. records, or 10in. and 12in. records intermixed in any order.



### PICKUP HEADS

"Studio" High Fidelity crystal pickup Head. No special filters required. Non-hygroscopic; full tropical guarantee.

Orthodynamic head for 78 r.p.m. and long-play records. Change over effected by switch. Permanent twin point stylus of special durable alloy.

Magnetic Head for 78 r.p.m. records only. Standard type semi-permanent needles. Unsuitable for sapphire stylus.

Magnetic Low or High Impedance Heads for 78 r.p.m. records only. Interchangeable miniature steel needles or permanent sapphire stylus.



See them at the Radio Exhibition, Earls Court, London, Aug. 25th—Sept. 4th, Stand No 11 and Demonstration Room No D 26.

**COLLARO LTD.**, Ripple Works, By-Pass Road Barking, Essex.



# We can deliver these from stock...



THE  
Tape recorder with  
SINGLE KNOB CONTROL

**26 GNS.**

Scientifically developed and precision engineered, this new Tape Recorder is the most portable, compact and lightweight unit giving a FULL HOUR'S PLAYING TIME. At 26 gns. it represents unbeatable value. Completely self-contained for recording and only connecting to pick up terminals of any radio or input of any amplifier for play back.

Supplied ready for use with the following optional extras. Matched High Fidelity Crystal Microphone 52/-. Laboratory Matched special ONE HOUR spool of Tape 26/6.



Fully Guaranteed

**TECHNICAL DATA**

- THE ONLY TAPE RECORDER WITH SINGLE KNOB CONTROL FOR RECORD, PLAY-BACK, REWIND AND FAST FORWARD WITHOUT UNLACING TAPE.
- "PLAYTIME" gives you ONE HOUR'S FULL PLAYING TIME.
- "PLAYTIME" records and plays back with equal ease in any position, even upside down or on its side.
- Because it is scientifically developed and precision engineered there is absolutely minimum wow and flutter.
- Separate variable control ensures correct volume for all types of recording and playing back.
- Built-in 3 stage specially matched pre-amplifier with miniature Mullard valves.
- Frequency response 60/3,000 c/s.
- Instantaneous and positive braking.
- Automatic erasure of unwanted recordings.
- Powered by specially designed motor.
- High fidelity twin track recording heads completely enclosed in handsome dress cover affording complete protection against stray magnetic and electrostatic fields.

- For use on A.C. mains 200/250 v.
- Self-contained for recording and to play back just use any radio or amplifier.
- "PLAYTIME" is very portable and compact, finished in attractive 2 tone leathercloth suitcase of ultra modern design finished with handsome gilt fittings, detachable lid for ease of handling.
- Overall size 12 1/2 in. x 10 in. x 4 1/2 in.
- Weight 16 lbs. only.
- Storage space for spare spools of tape.
- Size of tape table only 1 1/2 in. x 9 1/8 in.

**M.O.S. PERSONAL CREDIT PLAN**  
SEND ONLY 10% DEPOSIT with balance spread over any period up to 24 months.

THE



## TWO SPEED TAPE RECORDER

The Tape Recorder for the Connoisseur who wants the best in Tape Recording. At 45 Gns. there is no better value. The "EDITOR" is now available with two speeds giving 2 HOURS' PLAYING TIME. With operating height of just over 5in. this wonderfully compact unit is amazingly simple to use for a hundred and one different recording purposes. Superb true balanced recording and listening can be obtained. The "EDITOR" is the smallest mains operated Tape Recorder giving 2 HOURS' FULL PLAYING TIME.



Fully Guaranteed

**45 GNS.**

Complete with Ronette Crystal Desk Microphone, 1,200ft. spool high coercivity tape and take-up spool.

**M.O.S. PERSONAL CREDIT PLAN**  
SEND ONLY 10% DEPOSIT with balance spread over any period up to 24 months.

**TECHNICAL DATA**

- INDEPENDENT BASS AND TREBLE CONTROLS FOR RECORDING AND PLAY-BACK.
- Two speeds 3 1/2 in. and 7 1/2 in. per sec.
- High quality Amplifier can be used quite independently for PA or gramophone record reproduction.
- Overall negative feed-back.

- High flux speaker together with amplifier giving superb and brilliant reproduction.
- Instantaneous and positive braking.
- High fidelity recording heads (twin tracks), automatic erasure.
- Powered by three high grade recording motors.
- Fast forward and rewind without unlacing tape.
- Precision engineering giving negligible wow and flutter.
- Magic eye recording level control
- Speaker muting switch and provision for external speaker.
- Radio/Gram and microphone inputs.
- Size only 16 1/2 in. x 12 in. x 5 in (without lid).
- MULLARD Miniature Valves.
- Attractive 2 tone leathercloth case with detachable lid with handsome gilt fittings.
- For use on AC mains 200/250 v.

# See and hear them at the RADIO CENTRE




The relaxation of Hire Purchase Restrictions makes it possible to supply any equipment you require on Easy Terms up to 24 months repayment period with a VERY LOW initial deposit.

E. & G.

**MAIL ORDER**

Telephone: MUSEum 6667.

THE RADIO CENTRE.



# Burgoyne

## TWO SPEED TAPE DECK

3½ in./sec. and 7½ in./sec.

£13.19.6

Carr. & Packing 7/6.

Fully Guaranteed 12 months.

Here is the heart of your Tape Recorder! If you are building or modernising your own equipment—you MUST have the latest BURGOYNE Tape Deck giving 2 speeds, designed for building into complete recorders. Greatest value ever offered.

### ACCESSORIES

1200 ft. Spool Burgoyne Tape (high coercivity) 35/-  
600 ft. Spool Burgoyne Tape (high coercivity) 21/-  
Take-up Spool ... .. 4/8

### M.O.S. PERSONAL CREDIT PLAN

SEND ONLY 10% DEPOSIT  
with balance spread over any period up to 24 months.

### TECHNICAL DATA

- 2 HOURS' PLAYING TIME
- 2 SPEEDS: 3½ in. and 7½ in./sec.
- Fully automatic mechanical speed change (no tinkering with pulleys and belts).
- Instantaneous and positive braking.
- Precision engineered giving minimum wow and flutter.
- Frequency range 50/10,000 c/s. at 7½ in./sec. with suitable amplifier.
- Overall size 11½ in. x 14½ in.

- For use on A.C. Mains 200/250 v.
- Powered by 3 high grade motors.
- Fast forward run and high speed rewind with-out unloading tape.
- Automatic high frequency erasure.
- Twin track high impedance heads totally enclosed in cover affording complete protection from stray magnetic and electrostatic fields. No matching transformers required.
- Deck will take all standard plastic and paper tapes up to 1,200ft. capacity.
- Washable top panel of very durable finish.

Made exclusively for MAIL ORDER SUPPLY and unobtainable elsewhere

**This is the EASY way to BUY!**

SEND ONLY £1 TO SECURE ANY EQUIPMENT

The M.O.S. PERSONAL CREDIT PLAN gives you a variety of methods of purchase. Here is a further selection of equipment:—

ITEM	CASH PRICE	CREDIT SALE		HIRE PURCHASE		
		£1 dep.	8 inst.	Deposit	12 inst.	18 inst.
<b>AMPLIFIERS AND TUNERS</b>						
Goodsell	£ s. d.	£ s. d.	£ s. d.	£ s. d.	£ s. d.	£ s. d.
GW18 Williamson	£33 5 0	90/-	£11 1 8	42/5	28/6	
GW12 Williamson	£27 10 0	74/-	£9 3 4	35/-	24/-	
MAS	£13 10 0	36/-	£4 10 0	18/4	12/8	
F/T/C Tone Control	£10 10 0	28/6	£3 10 0	15/-	10/4	
F/U/T/C Tone Control	£14 14 0	38/6	£4 18 0	20/-	13/8	
PFA Tone Control	£18 18 0	50/-	£6 6 0	24/6	16/8	
Lowther AM/FM Tuner	£22 0 0	58/6	£7 6 8	28/-	18/11	
<b>Leak</b>						
TL10 Amp. & Pre-amp.	£29 7 0	76/-	£9 9 0	36/2	24/6	
Tuner Unit	£25 0 0	94/-	£11 13 4	46/6	31/6	
Quad Mk. II Amplifier	£42 0 0	114/-	£14 0 0	53/4	36/-	
<b>Rogers</b>						
Senior Main Amplifier	£28 0 0	75/-	£9 6 8	35/-	23/7	
Senior Control Unit	£15 0 0	39/6	£5 0 0	20/-	13/6	
Mark II Baby de Luxe Amp.	£14 0 0	37/6	£4 13 4	19/-	12/10	
Mark II Junior Pre-Amp.	£9 0 0	25/-	£3 0 0	13/4	9/-	
Mark II Minor Amplifier	£12 17 6	34/6	£4 5 10	17/7	12/-	
RD Minor Baffle	£3 15 0	24/6	£2 18 4	13/-	8/9	
RD Junior Corner Horn	£18 17 6	50/-	£6 6 0	25/6	16/8	
Junior Tuner Unit	£25 6 1	66/6	£8 9 0	31/6	21/6	
<b>Burgoyne</b>						
RG1 8-valve Superhet	£23 2 0	63/9	£7 14 0	29/-	19/6	
RF1 TRF Tuner	£3 12 6	11/3	£1 4 2	6/4	4/6	
<b>LOUDSPEAKERS</b>						
<b>Goodmans</b>						
Axiom 150	£10 5 6	28/3	£3 8 6	14/9	10/-	
Axiom 102	£9 18 2	27/-	£3 6 0	14/4	9/9	
Axiom 101	£6 12 1	18/9	£2 4 0	10/7	7/6	
Axiom 22	£14 14 0	38/6	£4 18 0	20/-	13/8	
<b>Tannoy</b>						
15in. Dual Concentric	£33 10 0	90/-	£11 3 4	42/5	28/6	
12in. Dual Concentric	£27 10 0	73/6	£9 3 4	36/2	25/6	
<b>Wharfedale</b>						
W10CB	£9 15 0	26/9	£3 5 0	14/2	9/8	
W10CB8	£12 6 6	33/6	£4 2 6	16/11	12/-	
Super 8 CBAL	£6 13 3	18/9	£2 4 5	10/9	7/9	
Golden 10	£7 13 3	21/6	£2 11 1	11/10	8/3	
Bronze 10	£4 12 8	14/-	£1 10 11	8/2	5/9	
<b>W.B.</b>						
HF 610	£2 10 6	8/6	16 10	6/-	4/2	
HF 810	£3 0 8	9/6	£1 0 2	6/6	4/6	
HF 912	£3 7 0	10/8	£1 2 4	6/11	4/10	
HF 1012	£3 13 6	11/6	£1 4 6	7/3	5/2	
Lowther PM2	£35 0 0	94/-	£11 13 4	46/6	31/6	

ITEM	CASH PRICE	CREDIT SALE		HIRE PURCHASE		
		£1 dep.	8 inst.	Deposit	12 inst.	18 inst.
<b>PICK-UPS</b>						
Connoisseur, with 2 Heads	£9 5 6	25/6	£3 1 10	13/4	9/3	
Decca XMS, with 2 Heads	£6 9 3	18/-	£2 3 1	10/-	7/-	
Cosmocond HO F39/GP20 Arm	£3 8 4	—	£1 2 9	7/-	4/11	
Leak Ruby 75 r.p.m. or LP	£11 11	31/-	£3 17 0	15/10	11/-	
Ronette Miniweight, with 2 Heads	£3 9 6	—	£1 3 2	7/-	4/11	
Ronette Superweight, with 2 Heads	£3 16 3	—	£1 5 5	7/4	5/3	
<b>PLAYERS</b>						
Regentone RP3 3-speed	£9 19 6	27/-	£3 6 6	14/6	10/-	
Regentone HQ2 3-speed Amplifier	£15 15 0	41/6	£5 5 0	20/10	14/3	
Regentone AHG3 3-speed Auto Amp.	£21 0 0	55/-	£7 0 0	26/8	18/2	
Plus-A-Gram Junior	£9 9 0	28/-	£3 3 0	14/-	9/6	
Trisetex A.375 3-speed Auto Amp.	£37 16 0	101/-	£12 12 0	48/4	32/8	
E.A.R. Auto 3-speed Amplifier	£24 17 6	66/-	£8 5 10	31/6	21/6	
E.A.R. Non-Auto 3-speed Amp.	£19 15 0	52/-	£6 11 8	25/4	17/4	
Volmar L425 3-speed Auto Amp.	£24 13 6	65/6	£8 4 6	31/6	21/5	
<b>TEST EQUIPMENT</b>						
<b>Advance</b>						
P1 Generator	£19 19 0	52/6	£6 13 0	0 25/6	17/9	
J1 Generator	£35 12 0	95/-	£11 17 4	4 45/6	31/6	
E2 Generator	£28 0 0	75/3	£9 6 8	38/6	24/3	
H1 Generator	£25 0 0	68/3	£8 6 8	32/-	23/-	
<b>Avo</b>						
Model 8 Meter	£23 10 0	64/9	£7 16 8	8 30/4	21/3	
Model 7 Meter	£19 10 0	51/6	£6 10 0	0 26/-	18/4	
Universal Avomitor	£10 10 0	29/-	£3 10 0	14/6	10/8	
Electronic Test Meter	£40 0 0	107/6	£13 6 8	51/-	35/-	
Signal Generator	£30 0 0	80/6	£10 0 0	39/-	27/-	
D.C. Avomitor	£5 5 0	15/-	£1 15 0	0 9/2	6/6	
Universal Bridge	£34 0 0	91/-	£11 6 8	43/-	29/6	
Amplion Test Meter	£5 19 6	17/-	£2 0 0	9/3	6/8	
<b>Coscor</b>						
Oscilloscope 1039	£29 10 0	79/6	£9 16 8	8 37/3	25/9	
Oscilloscope 1052	£104 0 0	283/-	£34 13 4	4 132/10	90/-	
Voltage Calibrator 1433	£18 5 0	49/-	£6 1 8	24/-	16/4	
Denco Modulated Test Oscillator	£3 15 0	—	£1 5 0	7/6	5/3	
Pullin Series 100 Test Meter	£11 11 0	31/-	£2 0 0	19/6	13/6	
<b>Taylor</b>						
44A Meter	£2 10 0	—	16 8	5/-	3/9	
77A Universal Meter	£15 0 0	39/8	£5 0 0	20/-	13/9	
88A Universal Meter	£22 0 0	57/9	£7 6 8	28/-	19/3	
110C Bridge	£14 10 0	38/-	£4 18 8	19/5	13/4	
150A Output Meter	£33 10 0	90/-	£11 3 4	42/4	29/-	

If you do not see your requirements here, write to us. If it is available on the market—we can supply. Add sufficient for carriage and packing to your initial deposit since the above prices are ex-warehouse.

# SUPPLY COMPANY

33 Tottenham Court Rd., London, W.1 Telephone: MUSEum 6667



**Superb Radiograms**

# Announcing the NEW *Armstrong* "TWIN"



*True High Quality at an economical price*

- Beautifully veneered walnut cabinet, 27½ wide, 14½ deep, 31½ high. ●
- Unique style (registered design). ● 8 valve, all wave radio chassis. ● Very latest 3 speed record changer. ● Twin 10" P.M. loudspeakers. ● Bass and Treble lift and cut controls. ● Ample record storage space.

—easy access to record changer. Record compartments each measuring 13in. x 12½in. x 4in., ideally placed for quick selection. Flap forms convenient shelf for records.



—tuning knobs and large illuminated scale conveniently placed for easy operation at armchair level.



ONLY **57 Gns.** (inc. Purchase Tax)

*also in our Radiogram range*


- The "STANDARD"—8 valve, all waveband with 10" loudspeaker—69 Gns.
- The "SPECIAL"—8 valve, all waveband with 10" loudspeaker—79 Gns.
- The "SUPER"—14 valve, five wavebands with 12" loudspeaker—125 Gns. (all tax paid.)

With all our Radiograms we pay great attention to cabinet finish and the quality of reproduction. We shall be pleased to supply any of our Radiograms in special light or dark colours to suit individual tastes.

"SEE PAGES 82 and 129 for our NEW Radiogram Chassis, Amplifier and Television models.  
EARLS COURT VISITORS see page 161 for details of how to get to our DEMONSTRATION Room at HOLLOWAY. We shall be open 9-6p.m. Sat. until 5p.m.

★  
**WRITE TO US FOR DESCRIPTIVE LITERATURE**

**ARMSTRONG** WIRELESS & TELEVISION CO., LTD., WARLTERS ROAD, HOLLOWAY, N.7. Tel.: North 3213



## Here's quick, safe anchorage!

U.I.C. "Cactus" and "Porcupine" Tags and the almost limitless variety of Stand-Off Insulators will solve all your anchorage problems quickly, easily and efficiently.

These latest aids to neat and economical wiring and component assembly are tough, fireproof, and constructed entirely without solder. Only low-loss ceramics and electro-plated brass are used in the manufacture of these best of all anchorages.

**U**nique design

**I**nsulation perfection

**C**ompetitive prices

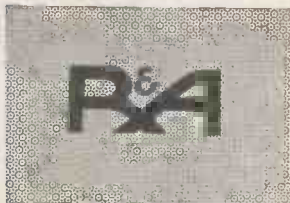


Write for Catalogue Section 3a

**UNITED INSULATOR COMPANY LIMITED**  
OAKCROFT ROAD, TOLWORTH, SURBITON, SURREY  
Telephone : Elmbridge 5241-2-3-4



Loudspeaker Manufacturers to the radio industry since 1930



## *We do guarantee*

... that "zero external magnetic field" means exactly what it says when applied to R. & A. Reproducers. Our method\* of removing external flux after final assembly is so completely effective that the rear of the magnet pot can be located beside and at right angles to the neck of a television tube, without causing picture deflection or distortion.

*We don't* believe that there is *any* other method of reducing this field to an acceptable minimum.

*\* Covered by British, U.S., and other foreign patents.*

**REPRODUCERS AND AMPLIFIERS LIMITED  
WOLVERHAMPTON ENGLAND**

Telephone: Wolverhampton 22241 (5 lines)

Telegrams: Audio, Wolverhampton

# TRUVOX

*Introduce*

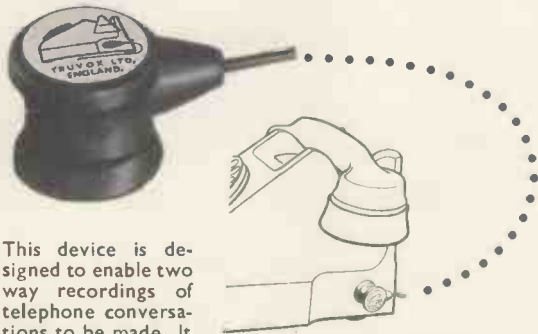
## MISS SMITH DICTATION ATTACHMENT



This attachment enables the users of Truvox Tape Decks and Recorders fitted with this Tape Deck to use their machine for dictating. A typist can make transcriptions straight onto the typewriter. List Price 4 Gns.

Foot pedal only for Recorders previously fitted for this attachment. List Price 3 Gns.

## TRUCALL TELEPHONE ATTACHMENT



This device is designed to enable two way recordings of telephone conversations to be made. It is attached to the instrument by a suction cup, on the right-hand side, when looking at the Desk set. List Price 2 Gns.

All items Pats. applied for.

### TRUVOX RADIO JACK

Enables playing and recording of either of two broadcast programmes (200-500 metres).  
B.S.S. Jack (Continental Jack available soon). List Price ... £2 18 6  
Plus P/Tax ... £1 1 5

### TRUVOX TAPE DECK Mark III

For building into complete Tape Recorders. List Price ... 22 Gns.

Full details available on request from the manufacturers

## TRUVOX LIMITED

Sales Office: 15 Lyon Road, Harrow, Middlesex.

Telephone: Harrow 9282

Tech. & Service Depts., 328 The Broadway,  
Station Road, Harrow, Middlesex.

Telephone: Harrow 4455



## FLEXIBLE SHAFTING for

# REMOTE CONTROL POWER DRIVES and COUPLINGS

### GENERAL REMOTE CONTROL USES

**OPERATING** from an accessible point, switches, valves and other electrical and mechanical devices located in remote or inaccessible places. Flexible shafts are readily adapted for either manual or automotive operation of controls.

**OPERATING** any element requiring rotation or push-pull movement or both, with the controlled element close to or at a distance from the control point. Where an element requires both push-pull and rotation, both actions can be accomplished with a single shaft.

**OPERATING** indicators and indicating devices of all kinds.

**CENTRALIZING** operational adjustment and controls of machines and other equipment at a single point convenient to the operator.

**PROVIDING** controls that free operators from mechanical or electrical hazards.

■ **TECHNICIANS AND DESIGNERS.**  
The S. S. White Flexible Shaft Hand-book giving full details on Flexible REMOTE and POWER Controls is available upon request.

THE

*S.S. White*

**CO. OF GREAT BRITAIN LTD  
INDUSTRIAL DIVISION**

Britannia Works,  
St. Pancras Way,  
LONDON, N.W.1

Phone: EUSton 5393

# What to see at the Radio Show

## MULLARD MAIN STAND 56

The important part that Mullard are playing in the progress of electronics is illustrated by animated displays, pictures and actual products in a series of panels describing a variety of electronic applications.

In addition a giant sectioned model of a modern Mullard T.V. valve is clearly captioned to identify the components in the complex structure.

## MULLARD HOME CONSTRUCTOR CENTRE D3A

Demonstrations of the performance of the new Mullard Five Valve Ten Watt High Quality Amplifier Circuit will be held throughout the period of the Show. Tickets may be obtained from Stand 56. Mullard representatives will be pleased to help with Home Constructors' technical problems.

## MULLARD DEMONSTRATION ROOM D3

Here equipment manufacturers can see the latest Mullard products and demonstrations of laboratory test apparatus. Notable exhibits include new television valves for Band III, a range of FM valves and circuitry for FM receivers. A new grade of Ferroxcube for computer applications is also shown.

## MULLARD DEALER RENDEZVOUS D29

The Mullard Dealer Rendezvous displays the more recent additions to the growing range of Mullard Dealer Aids. Of particular interest is a demonstration of the unique Mullard Expandabox System and Expandapak, the ideal valve carrier for service engineers.

The popular Mullard High Speed Valve Tester will also be demonstrated.



# Mullard

MULLARD LIMITED, CENTURY HOUSE,  
SHAFTESBURY AVENUE, LONDON, W.C.2





14 reasons why those concerned  
with recorded sound choose

# FERROVOICE

## MAGNETIC RECORDING TAPE


- 1 Does not curl—lies flat on the transducer head, giving better frequency response, and smooth tracking.
- 2 Has the lowest possible surface friction—reducing wear on transducer heads, and guide pillars.
- 3 Has the best possible dispersion of oxide particles, free from coagulation, and flocculation ensuring low noise level.
- 4 Is correctly heat-dried to preclude "blocking" and sticking, layer-to-layer, under storage conditions.
- 5 The Lacquer is formulated to attain the maximum adhesion to the base material.

- 6 Gives the highest possible signal-to-noise ratio—excelling in high-frequency response.
- 7 Has a superlative dimensional stability—negligible stretch, and the highest possible tensile strength.
- 8 Discourages static collection during fast forward, and fast re-wind operations.
- 9 The Kraft Paper base has been selected after careful development with the paper manufacturers—flexibility, and supercalendering being prime considerations.
- 10 The Lacquers are pigmented with the highest grade powder. The individual particle size is less than one micron (0.000039 inch).

- 11 The pigment is dispersed and milled, with the highest degree of control, thus ensuring a uniform dispersion of the oxide particles within the binder.
- 12 The spools were designed to incorporate the "universal" hub, perfect balance, and negligible rotation noise.
- 13 "FERROVOICE" products are subject to continuous development by our technical staff.
- 14 "FERROVOICE" has a Coercivity of 270 oersteds (BHC) remanence = 730 gauss, when subjected initially to a magnetising force of H = 2,000 oersteds.

Suitable for Single or Double Track Recording. Length 1,200ft. on 7in. Diameter Spool—Frequency response 50 C.P.S. to 10 k/c.s. at 7.5 in. per sec. Breaking strain exceeds 4lb.

**22/6** RETAIL PRICE



### MAGNETIC COATINGS LIMITED

38 GROSVENOR GARDENS LONDON SW1 Telephone: SLOANE 9129

WORKS & LABORATORY: 25 DASHWOOD TRADING ESTATE LARCH ROAD · LONDON · SW12 BALHAM 5579

## NEW ARCOLECTRIC SIGNAL LAMPS

### For Low Voltage or Mains

Illustrated are a few signal lamps taken from our wide range. The insulation of every Arcolectric signal lamp will resist a flash test of 1,500 volts A.C.

The S.L.90 illustrated here is a typical Arcoelectric low voltage signal lampholder. It is designed to accept popular M.E.S. bulbs. The bulb is accessible from front or rear of panel. The domed plastic lens surrounded by a polished chrome bezel gives a most attractive panel appearance. This holder can be fixed in a single  $\frac{3}{4}$ " hole.

The mains voltage signal lamp S.L.88/N is supplied complete with an M.E.S. neon tube and a suitable series resistance.

Write for Catalogue No. 128



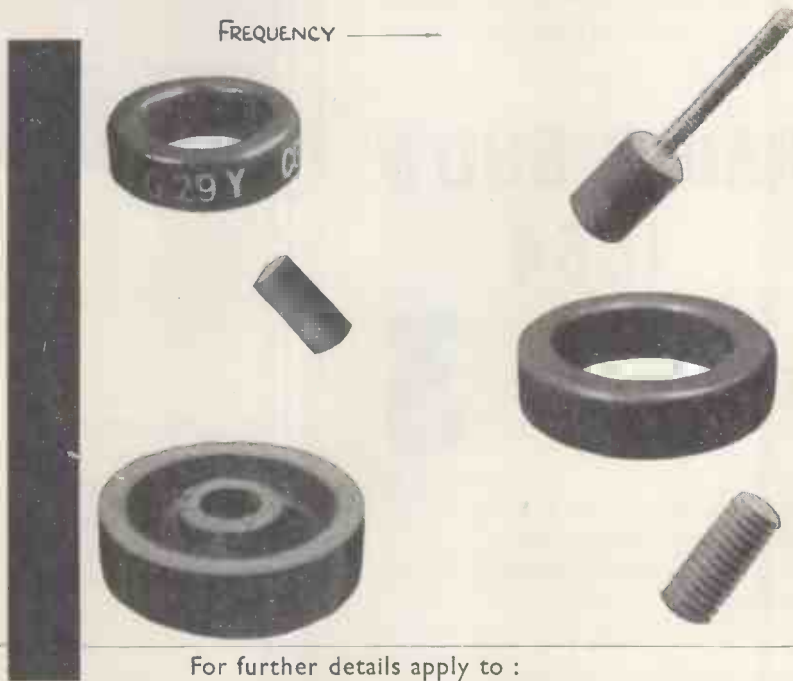
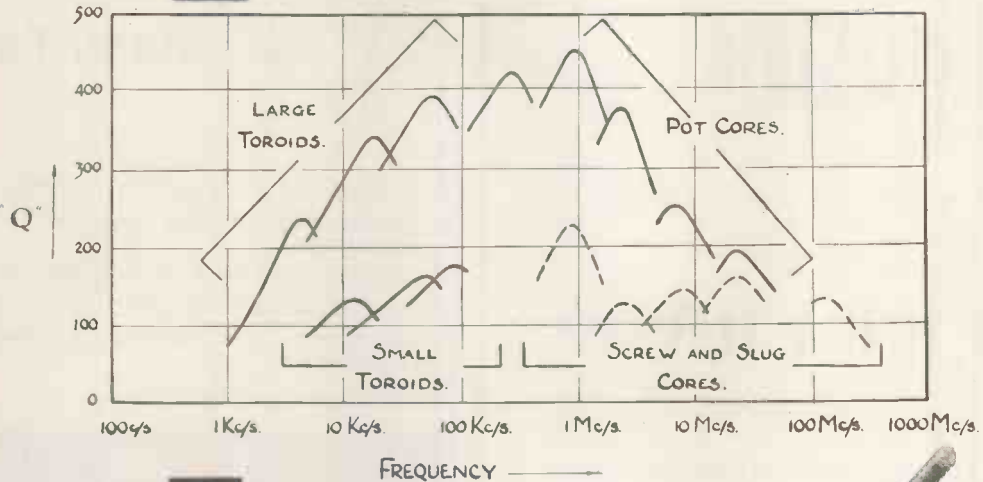
**ARCOLECTRIC**  
SWITCHES · LTD

CENTRAL AVENUE, WEST MOLESEY, SURREY · TELEPHONE: MOLESEY 4336 (3 LINES)

# GEALLOY CORES

serve the  
*Telecommunication Industry*

FROM LOWEST to HIGHEST FREQUENCIES



For further details apply to :

**SALFORD ELECTRICAL INSTRUMENTS LTD.**  
 PEEL WORKS · SILK STREET · SALFORD 3 · LANCS  
 LONDON OFFICE: MAGNET HOUSE · KINGSWAY · TEMPLE BAR 4669  
 A Subsidiary of THE GENERAL ELECTRIC CO. LTD. of ENGLAND

# ROLA

.. the speaker you know by ear.

# CELESTION

.. the foremost name in sound reproduction.

# TRUVOX

.. all that the name implies.

## RADIO SHOW 1954

STAND No.

# 3

As leading manufacturers of Loudspeakers over many years, for all commercial and industrial purposes, we shall be "at home" to all our friends as indicated above.

## Rola Celestion Ltd.

FERRY WORKS, SUMMER ROAD,  
THAMES DITTON,

Telephone: EMBerbrook 3402



These  
qualities are  
**ESSENTIAL**  
to a good  
**RECORDING TAPE**

- ★ A fine, evenly distributed grain structure
- ★ Tensile strength and the ability to withstand rough usage
- ★ First-class mechanical handling qualities
- ★ Good frequency of response
- ★ Constancy, both in dimensions and magnetic properties
- ★ Good stacking properties—

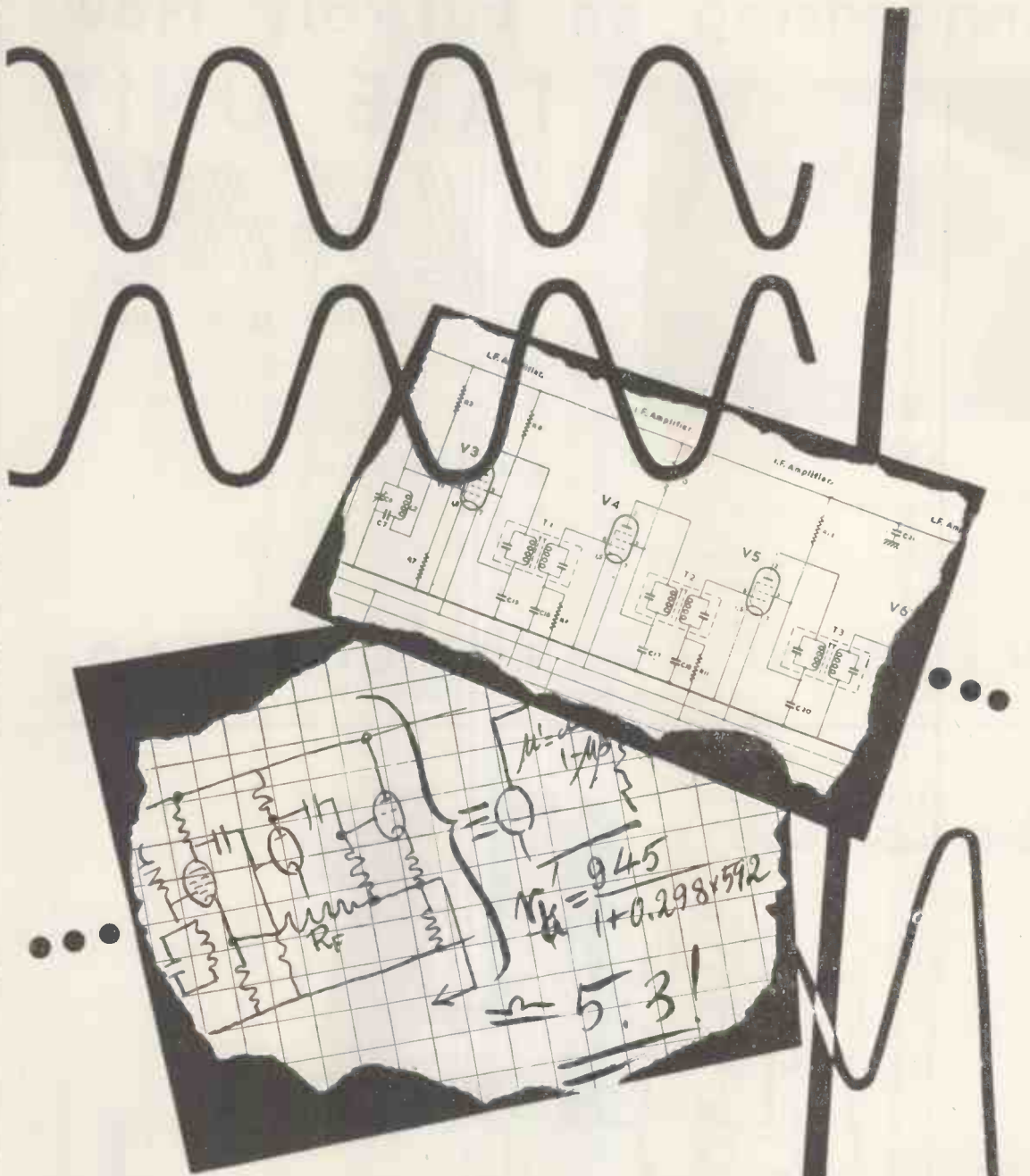
**BASF Magnetic Recording Tape has ALL these qualities and MORE... making it not only the best tape available in this country..... but the finest in the world!**

Suitable for use with all makes of recorders for home or professional use. BASF recording tape, based on PVC, brings a new high standard of efficiency to the field of sound recording. It is unaffected by humidity, practically non-inflammable and resists temperatures up to 120°F. Its exceptional magnetic properties enable it to be used over and over again—with a constant high level of sound reproduction and assured ELIMINATION of 'Background Noise.' BASF Recording Tape is naturally a little more expensive than other makes... but this initial cost is more than offset by its outstanding performance and extra long life.

## BASF Magnetic Recording Tape

F. A. HUGHES & CO., LTD. *Sole Concessionaries*  
Trade only supplied  
Devonshire House · Piccadilly · London · W.1  
Telephone: Mayfair 8867





Advanced and extensive research and development combined with unequalled field experience places B.C.C. equipment in a class by itself.


**B.C.C. Sets the Standard.**



**BRITISH COMMUNICATIONS CORPORATION LIMITED**

Second Way, Exhibition Grounds, Wembley, Middlesex. Telephone: Wembley 1212

# Announcing an Entirely New TAPE UNIT



**£18 · 10 · 0**

Attractive discounts to quantity buyers.

Beautifully finished and engineered, this new model offers unequalled value.

THE



**2 SPEED MARK VI**

- ★ Three high grade motors.
- ★ Single knob control electrically and mechanically interlocked.
- ★ Drop-in tape loading.
- ★ Automatic brakes.
- ★ 2 speed.  $7\frac{1}{2}$ " / sec.  $3\frac{3}{4}$ " / sec.
- ★ Automatic speed change.

Write for full details to

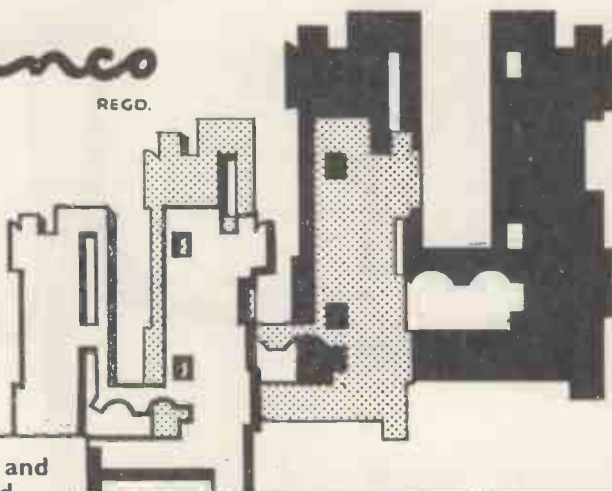
**VERDIK SALES LIMITED**

8, RUPERT COURT · WARDOUR STREET · LONDON, W.1.

GERrard 8266

*Delanco*

REGD.



Stamped and  
Pressed  
Components

**ELECTRICAL INSULATING MATERIALS**

There is a 'Delanco' material for every application and our tool-room and machine-shop can deal with the most intricately shaped components manufactured from:—

Vulcanized Fibre in sheet, rod, tube, strip and coil ; Presspahn and Leatheroid in sheet and coil ; Varnished Cotton and Silk Sleaving ; Bakelite in sheet, rod and tube ; Machined, Stamped, Pressed parts in all materials.

**ANGLO-AMERICAN VULCANIZED FIBRE CO. LTD.**

CAYTON WORKS, BATH STREET, LONDON, E.C.1.

PHONE: CLE 3271



Prov. Patent  
10037/53

*the famous range of*

# Stentorian

**HI-FI**

**CAMBRIC CONE UNITS**

*now includes nine models*

**MODEL HF510.** 5" unit, incorporating 10,000 gauss magnet. Handling capacity, 2 watts. Frequency response, 100-7,000 c.p.s. Bass resonance, 160 c.p.s. Steel chassis **£1.17.6**  
Die cast chassis **£1.19.6** (Tax Paid)

**MODEL HF610.** 6" unit, incorporating 10,000 gauss magnet. Handling capacity, 3 watts. Frequency response, 60-12,000 c.p.s. Bass resonance, 70 c.p.s. Steel chassis **£2.10.6**  
Die cast chassis **£2.12.6** (Tax Paid)

**MODEL HF810.** 8" unit, incorporating 10,000 gauss magnet. Handling capacity, 5 watts. Frequency response, 50-12,000 c.p.s. Bass resonance, 65 c.p.s. Steel chassis **£3.0.6**  
(Tax Paid)

**MODEL HF812.** Die cast chassis (12,000 Gauss) **£3.5.6**  
(Tax Paid)

**MODEL HF912.** 9" unit, incorporating 12,000 gauss magnet. Handling capacity, 7 watts. Frequency response, 40-13,000 c.p.s. Bass resonance, 45 c.p.s. Die cast chassis **£3.9.6**  
(Tax Paid)

**MODEL HF1012.** 10" unit, incorporating 12,000 gauss magnet. Handling capacity, 10 watts. Frequency response, 30-14,000 c.p.s. Bass resonance, 35 c.p.s. Die cast chassis **£3.17.6**  
(Tax Paid)

**MODEL HF1214.** 12" unit, incorporating 14,000 gauss magnet. Handling capacity, 15 watts. Frequency response, 25-14,000 c.p.s. Bass resonance, 39 c.p.s. Die cast chassis **£9.15.6**  
(Tax Paid)

3 or 15 ohms impedance  
Transformer available if required.

**O**UR High Fidelity units — incorporating the patented Cambric Cone—created a world-wide demand in a matter of months. This phenomenal success has caused us to reorganise our manufacturing programme for this remarkable range, and we can now offer a choice of nine models, up to 12 inches in diameter, each providing outstanding performance in relation to price.

We would draw special attention to the new 12-inch model, which sets a new high standard in faithfulness of reproduction, comparable to many far more expensive units.

Write for details of the new ready-to-assemble Bass Reflex Console Cabinet, or dimensional drawings of recommended cabinet, and leaflets giving full technical details of High Fidelity Units, or ask your dealer to demonstrate. Alternatively, these speakers may be heard at our London Office, 109 Kingsway, W.C.2, any Saturday between 9 and 12 noon.

**SEE AND HEAR THEM AT STAND 105  
RADIO SHOW**

WHITELEY ELECTRICAL RADIO CO. LTD  
MANSFIELD NOTTS





## HARTLEY-TURNER SOUND EQUIPMENT

We have, over these last few months, devoted our space in this journal to an item-by-item description of our main products.

All Hartley Turner equipment is designed in relation to one prime requirement. The requirement is simply stated.

"It is that each item shall be the best that engineering skill, and productive ability can achieve." Our insistence on this high standard has as its inevitable result, an equipment which will bear favourable comparison with any other equipment available anywhere in the world.

It is our proud claim that we are one of the very few firms in the industry to-day who manufacture loudspeakers, and enclosures, amplifiers, preamplifiers and the main components required for them.

The high standard which we set is your best guarantee of satisfaction.

### Prices :

215 Loudspeaker (inc. P.T.).....	£19 4 3
Baffle .....	£8 0 0
20-watt Amplifier .....	£33 0 0
H.T. Super Control Preamplifier....	£8 18 6

Please send for our data sheets which include full details of all the above to:

**H. A. HARTLEY Co. Ltd.,**  
152, HAMMERSMITH RD., LONDON, W.6

Telephone : RIVerside 7387

## Interesting items available at **WEBB'S**

### "B-J" PICK-UP ARM

A new and original approach which completely overcomes the problem of "tracking" error. It has, in effect, two arms, pivoted on four widely spaced needle bearings, machined and adjusted to give a feather-weight movement coupled with a high factor of rigidity against torsional response. Accepts Decca and similar 3-pin heads. Price £2/6/- including Purchase Tax.

### GOODMANS "AUDIOM 60 (BASS CONE)"

a special 12in. speaker with a bass response of 35 c.p.s., specially suitable as a bass unit in twin and triple speaker assemblies. £8/12/6.

### ROGERS "RD SENIOR" AMPLIFIER

based on the Williamson circuit, with the latest Partridge ultra-linear C-core output transformer. Power output of 15/20 watts, peak 25 watts, with distortion factor of .08 per cent. for 15 watts, .3 per cent. for 20 watts. The "RD SENIOR" amplifier costs £28.

### ROGERS "RD SENIOR" CONTROL UNIT

is a fitting companion and incorporates a most comprehensive degree of control, including a two-position High Pass Filter and three-position Low Pass Filter. Price £15.

## OTHER ITEMS

### IN OUR LARGE STOCK OF "HI-FI" APPARATUS

Collaro "2000" Transcription Motor	£13 9 6
Collaro "2010" Transcription Unit with "Hi-Fi" Studio pick-up.....	£18 4 9
Collaro "AC.3/544" Motor unit with "Studio" pick up .....	£10 6 1
Sound-Sales "Wrotham" F.M. Feeder Unit .....	£15 10 0
Leak "TL/10" Amplifier and pre- amplifier .....	£28 7 0

### COMMUNICATIONS RECEIVERS IN STOCK

G.E.C. "BRT400D" world-famous re- ceiver giving outstanding performance to satisfy the most exacting pro- fessional requirements .....	£200 0 0
Eddystone "680X" a fifteen-valve circuit with exceptional performance.....	£106 0 0
Eddystone "750" Double super-hetro- dyne, eleven valves .....	£68 0 0
Eddystone "740" Popular eight-valve set .....	£42 15 0
Eddystone "840" for operation from D.C. or A.C. mains.....	£45 0 0

**WEBB'S Radio**

14 SOHO STREET, OXFORD STREET, LONDON

Tele: GERard 2089. Shop Hours: 9 a.m.—5.30 p.m. Sats. 9 a.m.—1 p.m.

# And NOW—a range of 'CERAMICAPS' for your

# LAB Storage Unit!



The LAB Continuous Storage Unit is widely acknowledged as the most efficient and convenient method of storing and selecting resistors. Now its usefulness is still further extended with the introduction of LAB pak'd 'Ceramicaps'.

With the LAB Unit, research and experimental laboratories and small production groups have to hand immediately, a complete range of resistors and 'Ceramicaps', easily selected with card index simplicity from some 700 sorted and carded components. Empty cards are merely replaced with full ones from stock.

The LAB unit is supplied FREE with initial purchase to your specification. Standard assortments available. Each LAB Unit can be used to store one type of component exclusively, or quantities of the complete range of resistors and 'Ceramicaps'. Full details and illustrated list will be sent on application.

## THE LAB CONTINUOUS STORAGE UNIT

RESISTORS					
Ref.	Type	Loading	Max. Volts	Range	Dimensions
T	½ watt	½ watt	250	10 ohms to 10 megohms	¾" x ½"
R	½ watt	1 watt	500	10 ohms to 10 megohms	¾" x ½"
Tolerance available ±20%, 10%, 5%					
HIGH STABILITY RESISTORS					
HS3	½ watt	½ watt	750	1 ohm to 500 megohms	1.1" x 0.1"
Tolerance available ±5%, 2%, 1%					
WIREWOUND RESISTORS					
5 ohms to 100K ohms — 5-10 watts					
'CERAMICAPS'					
Tubulars 3-470 pf		Tolerances ±2%, 10%		HI-K	
500-5000 pf					

The Lab Continuous Storage Units are available from your normal source of supply, but more detailed information can be obtained from

- ★ Continuous Storage for Resistors and 'Ceramicaps'
- ★ Values separately carded
- ★ Finger-tip Selection

**THE RADIO RESISTOR COMPANY LTD**  
50 ABBEY GARDENS · LONDON · N.W.8 · Telephone: Maida Vale 5522

# ACCLAIMED... BRITAIN'S FINEST AUDIO REPRODUCER



Type T.P.I. £96 as illustrated. Finished walnut or light oak. Ex works.

Have YOU heard the Lowther Corner Reproducer?—a truly memorable experience.

★ Built as a musical instrument, sounds like a musical instrument.

★ Entirely new development in electrical-mechanical-acoustical system.



★ The most efficient reproducer of audio frequencies in the world with a single drive unit/compound horn housing.

★ Indispensable for studio monitoring, or where definition and quality of reproduction is required.

## COME with LOWTHER'S -towards perfection-

THE LOWTHER MANUFACTURING COMPANY, LOWTHER HOUSE, ST. MARKS RD., BROMLEY, KENT, ENGLAND  
Tel.: RAVensbourne 5225

# A SOUND TIE UP



A.I.D. APPROVED

## "WILLESDEN" TRANSFORMERS *for all* ELECTRONIC & TELECOMMUNICATION REQUIREMENTS

WILLESDEN TRANSFORMER CO. LTD., 2a, FRITHVILLE GARDENS, SHEPHERDS BUSH, LONDON, W.12. Telephone: SHE 5819, 2714.



# NEW!

# RADIO & T.V. OUTFITS

## LEARN THE PRACTICAL WAY

Specially prepared sets of radio parts with which we teach you, in your own home, the working of fundamental electronic circuits and bring you easily to the point when you can construct and service radio sets. Whether you are a student for an examination; starting a new hobby; intent upon a career in industry; or running your own business—these Practical Courses are intended for YOU—and may be yours at very moderate cost.

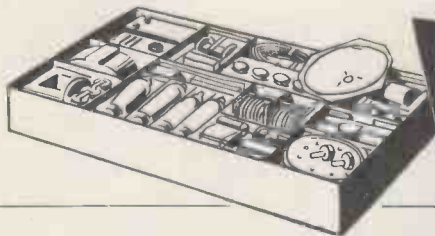
### EASY TERMS FROM £1 A MONTH

With these outfits, which you receive upon enrolment, you are instructed how to build basic Electronic Circuits (Amplifiers, Oscillators, Power Units, etc.) leading to complete Radio and Television Receiver Testing and Servicing.



**RADIO** Elementary—For carrying out basic practical work in Radio and Electronics, from first principles and leading to the design and building of simple Receivers.

**ALL EQUIPMENT SUPPLIED IMMEDIATELY AND REMAINS YOUR PROPERTY**

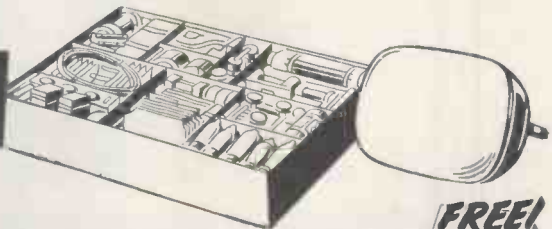


# 2

**RADIO** Advanced—With this equipment, you are instructed in the design, construction, testing and servicing of a complete modern Superhet Radio Receiver.

**TELEVISION** Outfit No. 3 —With this equipment you are instructed in the design, construction, servicing and testing of a modern high-quality 15" Television Receiver.

# 3



### OTHER COURSES WITH EQUIPMENT INCLUDE:

**MECHANICS · ELECTRICITY  
CHEMISTRY · PHOTOGRAPHY  
CARPENTRY**

**ALSO DRAUGHTSMANSHIP · COMMERCIAL ART  
AMATEUR S.W. RADIO · LANGUAGES · ETC.**

### POST THIS COUPON TODAY

Please send me your FREE book on Practical Courses: I am interested in Radio 1  , Radio 2  . Television  .

Other subjects \_\_\_\_\_

To: E.M.I. INSTITUTES, Dept. 127k, 43, Grove Park Road, Chlswick, London, W.4.

NAME \_\_\_\_\_

ADDRESS \_\_\_\_\_



**E.M.I. INSTITUTES** The only Postal College which is part of a world-wide Industrial Organisation

# TELERECTION

Makers of fine Aerials for all areas



STAND No. 5

## TELERECTION LTD.

ANTENNA WORKS, ST. PAUL'S, CHELTENHAM

Tel.: Cheltenham 55960/4028



# B-110

*a world famous  
crystal microphone  
by Ronette*



### RONETTE'S B-110

crystal microphone is very popular among transmitting amateurs all over the world. Internally screened against stray h.f. fields. Supplied with standard cable connector.

*Can be mounted on all 5/8" - 27  
threaded microphone stands*

Effective output 11 mV/μB at 1000 cps  
Load resistance: 5 kΩ  
Frequency range 30-13000 cps  
Output impedance: equal to 2700 μΩ



FAMOUS MICROPHONES

Sole Importers to Great Britain:

**TRIANON ELECTRIC LTD. LONDON NW10**  
95, Cobbold Rd., Willesden Telephone: Willesden 2116

Sole Distributors for the wholesale and retail trades only:


**E. & G. DISTRIBUTING CORPORATION LTD.**  
33 Tottenham Court Road, London, W1 Telephone: Museum 6667

# New RECTIFIER DEVELOPMENTS

for  
**TELEVISION**

**ANODE  
SUPPLIES**

and at  
less  
cost



HT 57  
Price 24/3  
AC Input 240 volts.

HT 59  
Price 26/3  
AC Input 250 volts.

## **WESTINGHOUSE** **WESTALITE**

### **METAL RECTIFIERS**

See them on **STAND No. 2** at the Radio Show  
Aug. 25th — Sept. 4th

Extensive ranges of Westinghouse metal rectifiers for radio, television, radar, instrument, battery charging, and Service applications will be displayed. New developments will include small compact spindle assembled rectifiers, giving, with adequate ventilation, a current output of 300 mA. D.C.

For the set manufacturer there will be the new compact contact-cooled rectifier that can be mounted in any convenient position on the chassis, heat being dissipated by conduction instead of the usual convection method.

The NEW "ALL METAL WAY" will be available either to visitors to the Stand or by sending 6d. to the address below.

Dept. WW9

**WESTINGHOUSE BRAKE & SIGNAL CO. LTD**

82 York Way, King's Cross, London, N 2



# I have a little brother-

they call him **"BEE."**

He's a fine little fellow, just like me!


We are both nice to look at—

befitting any set

enhancing those we have

already met!

**YOU CAN OBTAIN  
US NOW FROM  
YOUR LOCAL  
COMPONENT  
STOCKIST**



The complete range of control knobs you've been waiting for! 16 special **GOLD FILLED** inscriptions that will meet the demand of every radio, T/V, tape recorder or amplifier enthusiast—beautifully made and designed to enhance the appearance of every commercial or amateur constructed set.

Sizes: Type "A" 1 5/8" dia. Type "B" 1 1/8" dia. Both types are 5/8" deep.

If in difficulty please write to:

**UNCLES, BLISS & CO., LTD., 139 • CHERRY ORCHARD ROAD • EAST CROYDON • SURREY** Telephones  
CROYDON 3379, 6390

### AN ENGRAVING FOR EVERY PURPOSE —

**RADIO:** "Volume," "Tuning," "Wavechange," "On-Off," "S.M.L.-Gram.," "Radio-Gram.," "Tone," "Vol./On-Off."

**TELEVISION:** "Focus," "Contrast," "Brilliance," "Brightness," "Brilliance/On-Off."

**AMPLIFIER:** "Bass," "Treble" (plus any of above).

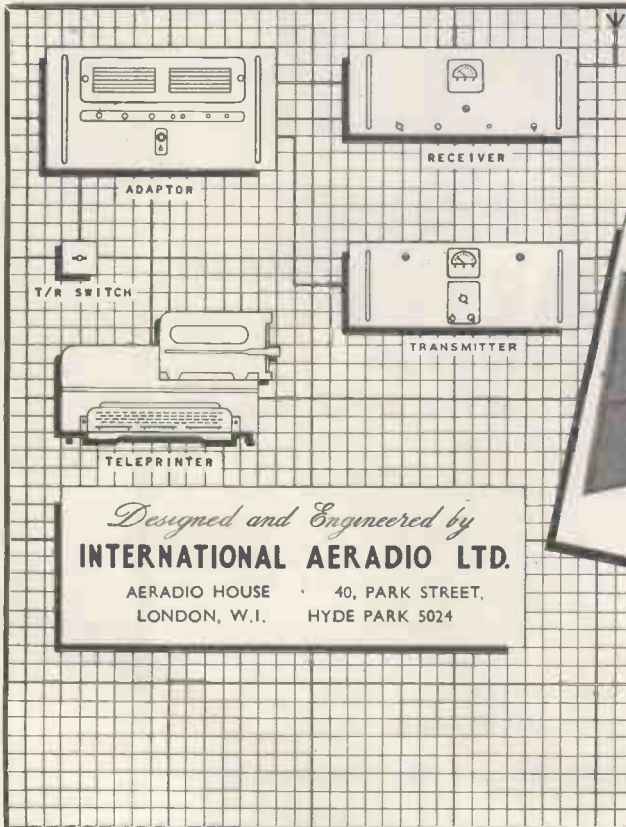
**TAPE RECORDER:** "Record-Play" (plus any of above).

AVAILABLE IN WALNUT OR IVORY, ALSO BLACK TO SPECIAL ORDER.


**PRICES:** Type "A," 1/6 each; Type "B," 1/2 each.

Plain knobs can also be supplied at 1/- and 10d., respectively.

Keen quotations to manufacturers.



## Introducing THE I.A.L. SHORT RANGE RADIO TELEPRINTER TERMINAL



*Designed and Engineered by*  
**INTERNATIONAL AERADIO LTD.**

AERADIO HOUSE • 40, PARK STREET,  
LONDON, W.1. • HYDE PARK 5024

The International Aeradio VHF short range radio teleprinter terminal is designed to combine the highest engineering standard with low initial cost. This equipment is especially valuable where landline facilities are unreliable or not available, as may happen between a town and its airport.



Built by Craftsmen . . . . . Assembly of Scalamp Galvanometers Cat. Nos. W.W. 7901/S-4/S

*The*  
**SCALAMP**  
*Range*

You are invited to write for details of the instruments illustrated here.

The *Galvanometers* and *Electrostatic Voltmeters* are available in a range of sensitivities—the *Fluxmeter* has a very high performance and a unique return-to-zero device. Outstanding SCALAMP attributes include a truly functional dustproof case, mains or battery operation, and an easy-to-read hairline spot.



Fluxmeter Cat. No. W.W. 8834



Electrostatic Voltmeter  
 Cat. Nos. W.W. 11308-11310

STANDARD EQUIPMENT IN MANY LEADING LABORATORIES

**SCIENTIFIC**  **INSTRUMENTS**

W. G. PYE & CO. LTD. GRANTA WORKS · CAMBRIDGE · ENGLAND  
 WG.54



Type O-120

Portable, High-Sensitivity Audio 'Scope. 4mV/cm.  
r.m.s.;—3c/s to 25 Kc/s.

# Two NEW

Furzehill

# 'Scopes!



Type O-100

Sensitive General Purpose 'Scope. Direct-coupled 'X' and 'Y' Amplifiers, Triggered Time-Base, Time and Voltage Calibration;—Zero to 4 Mc/s.

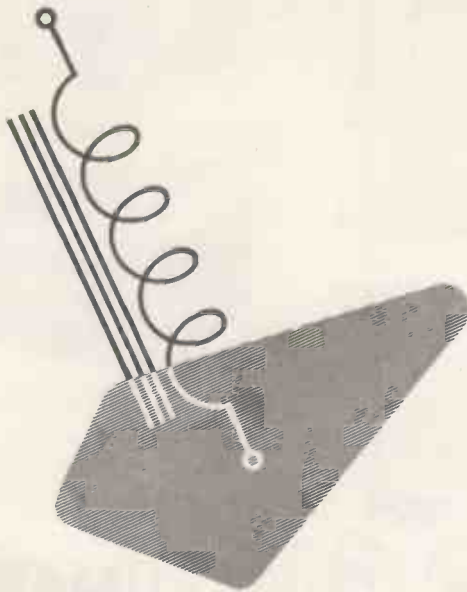
**MAY WE SEND  
YOU PARTICULARS?**

## *Furzehill Laboratories Ltd.*

SHENLEY ROAD · BOREHAM WOOD · HERTS.

Cables : FURZLAB, LONDON.

Tel. : ELStree 3940



*120 Types in stock for  
"off the shelf delivery"  
are fully described  
in our catalogue*



## GARDNERS RADIO Ltd

TELEPHONE CHRISTCHURCH 1024, 1025

SOMERFORD,  
CHRISTCHURCH,  
HAMPSHIRE.



GOODMANS



INDUSTRIES LTD.

DEMONSTRATIONS of

# High Fidelity LOUDSPEAKERS

Our stand at the "Radio Show" is a Demonstration Theatre. It has been built to conform as nearly as possible to the acoustic conditions found in the home. Comfortable seating accommodation is provided.

We shall demonstrate the following High Fidelity Loudspeakers and High Fidelity Loudspeaker Systems, which are representative of our range.

- |                          |   |
|--------------------------|---|
| TWIN CONE REPRODUCERS:   | AXIOM 150 Mk II   |
| TWIN SPEAKER SYSTEM:     | AUDIOM 70 Bass Unit in conjunction with<br>AXIOM 102 operating as Treble Unit |
| SINGLE CONE REPRODUCERS: | AXIOM 102<br>ORLIN III *  |

\* THE ORLIN III is our latest contribution to the Art of Good Sound Reproduction.  
It is being presented to the public for the first time.

*The latest HI-FI long playing and 78 r.p.m. Recordings will be used in conjunction with well-known Amplifying and Record playing equipment.*

STAND **63** EARLS COURT

Aug. 25-Sept. 4

Demonstrations will be held daily at the following times:

- A.M. 11.30 and 12.15.  
P.M. 2.00, 2.45, 3.30, 4.15, 6.00,  
6.45, 7.30, and 9.30.



# If the Cap Fits . . . . .



No doubt about it—it's bound to be a perfect fit if it's a McMurdo CT8/P Cavity Cap! It's specially designed to fit the new television cathode ray tubes with cavity caps *without* soldering or loading. Here's how: we mould an E.H.T. connecting cable into a polythene shroud which acts like a suction cap and seals off the CRT cap. No soldering or loading is necessary so the possibility of a corona discharge around the tube connection is nicely avoided.

**THE · Mc MURDO · INSTRUMENT · CO · LTD**

Victoria Works, Ashtead, Surrey · Telephone: ASHTEAD 3401

## RM POWER RESISTORS

Coated with a non-hygroscopic and fireproof silicone bonded compound. Internal connections made by special method of welding, giving long-term stability under all conditions.

Standard range is shown but we shall be pleased to advise on special types to suit particular requirements.

**R. M. ELECTRIC LTD.**  
TEAM VALLEY, GATESHEAD, II

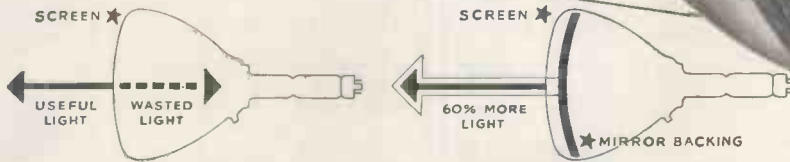

Tel: Low Fell 76057.



TYPE ..	31	32	33	34
WATTAGE ..	10	18.	25	40
RESISTANCE OHMS ..	10-6,000	10-12,000	10-15,000	10-30,000
LENGTH ..	1 9/16in.	2 13/16in.	3 1/16in.	3 13/16in.
DIAMETER ..	1 1/16in.	1 1/16in.	1 1/16in.	1 1/16in.
MAX. TAPS ..	1	2	3	4

# Clearly—you get better pictures with this ALUMINIZED cathode ray tube

You cannot beat the new Ediswan Mazda Aluminized Cathode Ray Tubes for picture quality or length of life. Ediswan Aluminizing gives 60% brighter pictures with greater depth of contrast. The improved ion trap tetrode electron gun effectively traps harmful ions within the tube. Ediswan production methods, including the special in-line exhausting process, guarantee a higher, more uniform standard of efficiency. For complete satisfaction recommend Ediswan Mazda cathode ray tubes.



### *Without Aluminizing*

*Without Aluminizing, tubes waste half their light by backward reflection. To counteract this the brilliance must be increased which shortens tube life.*

### *With Ediswan Aluminizing*

*Ediswan aluminized tubes have a mirror backing to the screen. All the light is thus thrown forward giving brighter, clearer pictures, and extra life.*

### **Quicker Service**

Ediswan are the only company to have 6 fully equipped cathode ray tube service Depots throughout Great Britain, thus providing better, quicker tube testing should the need arise. Also, 18 Ediswan District Offices carry stocks of tubes.

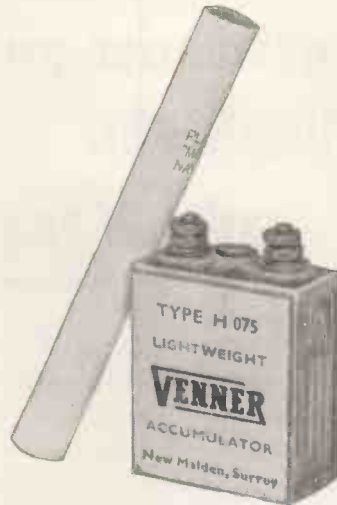
# EDISWAN

## MAZDA

## ALUMINIZED CATHODE RAY TUBES

THE EDISON SWAN ELECTRIC COMPANY LIMITED  
155 Charing Cross Road, London, W.C.2, and branches  
Member of the A.E.I. Group of Companies





## The **SMALLEST** and lightest re-chargeable accumulator

Full details of this amazing accumulator will be sent **FREE**. Ask for Brochure AM/WW.



### VENNER ACCUMULATORS LTD.

KINGSTON BY-PASS NEW MALDEN SURREY Tel. MALden 2442

Associated Companies

VENNER LIMITED

VENNER ELECTRONICS LIMITED

## *Connoisseur* with **DIAMOND STYLUS!**



Facsimile in Sound

The **SUPER LIGHTWEIGHT PICK-UP** can now be supplied to order—

with an armature system fitted with diamond stylus. Price complete with one head (either Standard 78 r.p.m., or Microgroove, 33½ and 45 r.p.m.) fitted with diamond stylus £7.12.9d. plus Purchase Tax £2.9.0d. Each additional head £5.12.9d. plus Purchase Tax £1.16.2d. Replacement armature system fitted with diamond stylus £3.13.0d. plus Purchase Tax £1.3.5d.



3 HEAD PICK-UP

*Existing model with sapphire system still available.*

### 3 SPEED MOTOR

*New Price:*

Retail Price . . £17 15 0

Purchase tax . . 5 13 11

Total Price . . £23 8 11



3 SPEED MOTOR

## A. R. SUGDEN & CO. (ENGINEERS) LTD.

WELL GREEN LANE, BRIGHOUSE, YORKSHIRE.

Tel: HALIFAX 69169

Telegrams: "Connoisseur, Brighouse"

OVERSEAS AGENTS: S. Africa: W. L. Procter (Pty.) Ltd. 63 Strand Street, Cape Town. Australia: J. H. Magrath & Co. Pty. Ltd. 208 Little Lonsdale Street, Melbourne. Canada: The Astral Electric Co. Ltd., 44 Danforth Road, Toronto 13, Ontario. New Zealand: Turnbull & Jones Ltd., Head Office, 12/14 Courtenay Place, Wellington. Hong Kong: The Radio People Ltd. 31, Nathan Road, Hong Kong. Malaya: (Main Distributors) Eastland Trading Co., 1 Prince Street, Singapore. U.S.A. (Main Distributors): Danby Radio Corporation, 2042 Chestnut Street, Philadelphia. 3. Pa. Audio Supply Laboratories, Nickels Arcade Buildings, Ann Arbor Michigan.

# OSMOR

## radio products Ltd.

(Dept. W.57) 418 BRIGHTON RD, SOUTH CROYDON, SURREY. Telephone Croydon 5148/9



These really powerful units in compact form give quality and performance right out of proportion to their midget size and modest cost. Osmor "Q" Coilpacks have everything that only the highest degree of technical skill can ensure—extra selectivity, super sensitivity, adaptability. Size only 1 1/2 x 3 1/2 x 2 1/2 with variable iron-dust cores and Polystyrene formers. Built-in trimmers. Tropicalised. Prealigned. Receiver-tested and guaranteed. Only 5 connections to make. All types for Mains and Battery superhets. and T.R.F. receivers. Ideal for the reliable construction of new sets, also for conversion of the 21 Receiver, TR.1196, Type 18, Wartime Utility and others. Send to-day for particulars!

### SEPARATE COILS

4/-

A full range is available for all popular wavebands and purposes. Fully descriptive leaflets and connection data available. (Optional) new

simple fixing 2d. extra. Just note these "5 Star" Features. \* Only 1in. high. \* Packed in damp-proof containers. \* Variable iron-dust cores. \* Fitted tags for easy connection. \* Low loss Polystyrene formers. L. or M.W. T.R.F. REACTION COIL TYPE QR 11-12 4/9. A range of coils for F.M. Receivers shortly available. A special design of coils now available for reflex circuits.

### OSMOR STATION SEPARATOR

The Separator may easily be tuned to eliminate any one station within the ranges stated and fitting takes only a few seconds. Sharp tuning is effected by adjusting the brass screw provided.

**TYPE METRES**  
1-141-250  
3-267-241

**TYPE METRES**  
2-218-283  
4-319-405  
5-395-492  
6-455-567  
7-1450-1550  
8-410-550 k/c.



**7'6 COMPLETE**

### CHASSIS CUTTER



Type Hole Sizes

2	1in. x 1 1/2in.
3	3/4in. x 1 1/2in.
4	1 1/2in. x 2in.

Illust. price list on request.

I.F.s. 465 k/c. Permeability-tuned with flying leads. Standard size 1 1/2in. x 1 1/2in. x 3 1/2in. For use with OSMOR coilpacks and others, 1/4 pair. Midget I.F.s. 465 k/c. 1/2in. x 1/2in. x 2 1/2in., 21/- pair. PREALIGNED, 1/6 extra, both types.

**FREE!**

Send 5d. (stamps) for fully descriptive literature including "The really efficient 5-valve Superhet Circuit and practical Drawings," 6-valve ditto, 3-valve (plus rectifier) T.R.F. circuit, Battery portable superhet circuit, Coil and Coilpack leaflets, Chassis Cutter leaflet, and full radio and component lists, and interesting miniature circuits, etc.

### DIALS—VARIOUS DIALS CALIBRATED TO COILS

Metal dials, overall size 5 1/2in. square. Cream background, 3-colour Type M1, L.M.S. waves. M2, L. & M. waves. M3, M. and 2 S. waves. Price 3/6 each. Pointer 1/6; Drum, Drive, Spring and Cord, 3/2. Type A glass dial assembly, measuring 7in. x 7in. (9 1/2 x 9 1/2 overall). Mounts in any position. Choice of two 3-colour scales, 2/4/6. P. & P. 1/6.

**OUR TECHNICAL DEPT. WILL BE PLEASED TO ANSWER (BY LETTER ONLY) ANY ENQUIRY RELATING TO CIRCUITS IN WHICH OSMOR COILS OR COIL PACKS ARE USED OR ARE INTENDED TO BE USED.**

**WE ENDEAVOUR TO KEEP ABREAST OF THE TIMES BY BUILDING THE VARIOUS CIRCUITS PUBLISHED IN "WIRELESS WORLD," "PRACTICAL WIRELESS," "RADIO CONSTRUCTOR" ETC. WE KEEP STOCKS OF THE COMPONENTS SPECIFIED.**

#### " PRACTICAL WIRELESS "

Coronet Four; Beginners' Superhet; Modern High Power Amplifier 2; Attache Case Portable; R1155 Converter; A.C. Band-Pass 3; Modern I-Valver; 3-speed Autogram, modern reflex, etc.

#### " WIRELESS WORLD "

"No Compromise" TRF Tuner. "Midget Mains Receiver." Sensitive 2-valve Receiver. Television Converter (special coils in cans available), Midget sensitive T.R.F., etc.

#### " RADIO CONSTRUCTOR "

Converting the TR1196 receiver to a general purpose s'het receiver simple crystal diode set. Radio feeder units. Economy 8 W.P.P. Amplifier. Circuit and details available for adding push-pull to the 5/6 valve Osmor superhet.

**A LIST OF FIXED CAPACITIES AS REQUIRED FOR SWITCH TUNING AVAILABLE ON APPLICATION.**

Single variable condensers .....	9/-	Smoothing choke 7 ohm A.....	6/6	Mains Trans. 250-0-250 .....	29/6
2 Gang variable condensers .....	12/6	Output Trans. for 6V6/25A6.....	7/6	350-0-350 .....	35/-
3 Gang variable condensers .....	17/6	Flt. trans., 6.3 v. 5v. output.....	8/6 & 15/6	Push-pull Trans. heavy duty .....	40/-
Reaction variable condensers .....	3/10			Chassis for various circuits from...	5/-

Potentiometers less swit. .... 4/-  
Potentiometers with swit. .... 6/6  
Switches 4 P. 3 way ..... 3/6  
Switches 4 P. 2 way ..... 3/6  
Trimmers

Single bank ..... 10d.  
Two bank ..... 2/4  
Three bank ..... 3/6

Capacitors to .1 mFd., 10d. 25uF x 25 v., 3/6, 50 x 25, 3/6, 50uF x 50 v., 3/6, 500/12 v., 3/6, 8 x 16 mfd., 5/-, 32/32, 5/3.

**ALL 1/2w RESISTORS**  
**6d. each**  
(On marked cards)

**SPECIAL REDUCTION**  
in sets for  
**PUBLISHED CIRCUITS**

### SPECIAL COILS for SPECIAL CIRCUITS

(Such as Midget Sensitive T.R.F. W.V.V.) A modern reflex receiver P.W.

**DESIGNERS ARE ASSURED OF FULL CO-OPERATION**

*PLEASE LET US KNOW YOUR REQUIREMENTS*

**NEWCOMERS TO RADIO. WE HAVE A NEW DEPARTMENT READY AND WILLING TO HELP**

**SEND US YOUR PROBLEMS**

# High grade Laboratory Equipment

## REBUILT & GUARANTEED AS NEW!

We have a comprehensive range of electronic equipment by well known makers, including *Microwave Receivers, Signal Generators and Cavity Wavemeters.*

*A small selection of other equipment is shown below.*

- ★ Equipment by Marconi Instruments Ltd.: High Frequency "Q" Meter type TF.886A, Signal Generators type TF.390G and TF.517F. Output Power Meters type TF.340, Audio Frequency Oscillators type TF.195, Universal Bridge type TF.373D, etc.
- ★ Frequency Meters type BC.221, TE.149 and TS.69/AP.
- ★ Audio Frequency Oscillators type LO.50B and LO.800A also 205-AG by Hewlett Packard.

Valve Voltmeters, Millivoltmeters, Chart Recorders, Oscilloscopes, etc.



**SIGNAL GENERATOR  
TYPE TF.390G**

WE CAN ALSO UNDERTAKE TO RECALIBRATE OR REBUILD YOUR LABORATORY EQUIPMENT.

For further particulars of these and other high grade electronic instruments, write to:—

# HATFIELD INSTRUMENTS LTD.


175, UXBRIDGE ROAD  
HANWELL, LONDON, W.7

Telephone: EALing 0779, 9857

## REDUCE YOUR PRESS TOOL COSTS

**THE HUNTON UNIVERSAL BOLSTER OUTFIT  
FOR SHEET METAL PIERCING AND  
BLANKING ON FLY PRESSES**

Bolster Frame with 2 adjustable gauges and insertable steel Holders for Dies 1/2 in. to 3 1/2 in. bore diameter



Two Punch Holders with detachable positive-action Strippers take the complete range of Punches 1/2 in. to 3 1/2 in. diameter.

Equip your Press with the Hunton Outfit and use inexpensive standardised Punches and Dies 1/2 in. to 3 1/2 in. diameter, obtainable from stock—in 1/4 in. sizes—when required.

Standardised Tools also available at short notice for Square, Oblong and other shapes, Louvre Forming (up to 8 in. long), Corner Notching, Corner Radiusing, Angle Iron Notching and Piercing, etc.

Get the Outfit now—Buy Punches, Dies and Tools as you need them

Descriptive brochure and prices on request.

### HUNTON LIMITED

Phoenix Works, 114-116, Euston Road, London, N.W.1

Telephone: EUSton 1477-8-9

Telegrams: Untonexh, London

Introducing the latest version  
of **NURAY** Mk. II

Regd. Trade Mark  
A HEATER BOOSTER  
& ISOLATOR UNIT

—just plugs in!

- Gives low emission C.R.T. a new ray.
- Remedy for tubes with cathode/heater short.



**27'6** C.W.O. or C.O.D.  
Please add 1/6 for post and packing.

- You can fit "Nuray" in 3 minutes.
- With the special clamp provided drilling is not necessary.
- No soldering.
- High, medium and low boost on the one unit.
- Can be re-used many times.
- Instructions clearly printed on each unit.
- Booster results can be demonstrated to customers without involving costly labour.

You will improve your service if each of your engineers has a "Nuray" in his kit. The "Nuray" is available for 2-volt tubes in parallel heater circuits (other types to order).

TRADE ENQUIRIES WELCOMED

**direct TV REPLACEMENTS**

134-136 LEWISHAM WAY NEW CROSS · S.E.14  
TIDeway 3696-2330



**SOONER OR LATER YOU WILL GO F.M. — WHY NOT NOW?**

**LOWTHER F.M. TUNER UNIT.**

Variable tuning from 85-100 Mc/s. Complete with Magic Eye tuning indicator for F.M. or A.M. reception. Consumption: 35 mA. 250-450 v.; 6.3 v. 2 a. PRICE: £22.

**SOUND SALES F.M. TUNER UNIT**

Variable tuning from 86-100 Mc/s for F.M. or A.M. reception. Consumption: 30-40 mA. 200-250 v.; 6.3 v. 1.5 a. PRICE (complete with experimental aerial), £15/10/-.

**AMOS AND JOHNSTONE F.M. FEEDER UNITS**

All parts in stock, together with 10.7 Mc/s. i.F. and Discriminator Transformers.

**The NEW LEAK DYNAMIC PICK-UP**

with plug-in heads fitted with Diamond Styli Impedance 6 ohms at 1 Kc/s. Input with transformer approx. 40 mV at 1 Kc. Tracking weights 2-3 gr. for L.P.; 5-6 gr. for 78. Response —40 c/s.-20 Kc/s. ± 1 db. with L.P. heads incl. transformer. L.F. resonance 20 c/s. ± 5 c/s. H.F. resonance 21 Kc/s. ± 2 Kc/s. on L.P. above 27 Kc/s. on standard. PRICE: Head and arm (L.P. or Standard), £11/9/6. Head only. £7/15/3. Transformer, 35/-.

**The NEW ACOS MIC 36 CRYSTAL MICROPHONE.**

Response substantially flat from 30-7,000 c/s. PRICE (with table stand or floor stand adaptor without switch), £3/3/- (Switch 5/- extra.)

**GRAMOPHONE UNITS**



**"COLLARO" 3-sp. Studio TRANSCRIPTION DESK.** Heavy duty non-ferrous balanced turntable. 100% dynamically balanced rotor assembly. Off position between each speed change. Rumble, wow and flutter free. PRICE, less pick-up and arm, £13/19/6. (With Studio Pick-up £4/15/3 extra.)

**COLLARO.**

3/544 3-sp. with Studio Pick-up, £10/6/1  
3/RC/531, do., auto., £15/3/10.

**GARRARD.**

TA/AC or TB 3-sp. (les. heads), £8/10/11,  
TA/AC T/O Crys. head. £2/5/1. T/O Mag. head, £2/8/-.  
HGP 35/1 Std. or L.P. (for TA/AC) each, £2/2/11.  
DECCA XMS (for TB), £2/14/8.

**CONNOISSEUR.**

3-sp. Transcription Desk, £23/8/11.  
Pick-up with one head (extra heads 66/3).  
£5/19/3.

Illustrated Catalogue 6d. post free.

H.P. TERMS AVAILABLE ON PURCHASES OVER £10.


**BERRY'S**  
(SHORT WAVE) LTD.  
25 HIGH HOLBORN, LONDON, W.C.1  
TEL HOLBORN 62.1

**THE NEW "LEAK"**

TL/10 Amplifier & "Point-One" Pre-Amplifier AT

27 gns.

Complete or 9 gns. down and 12 monthly payments of 34/8.



A tri-pole loop feedback circuit based on the famous TL/12.

- Maximum power output: 10 watts.
- Frequency response: ± 1 db 20 c/s to 20,000 c/s.
- Harmonic distortion: 0.1% 1,000 c/s. 7.5 watt output
- Feedback magnitude: 26 db main loop
- Damping factor: 25.
- Hum: —80 db referred to 10 watts.
- Variable Treble and Bass Tone controls

The pre-amplifier will operate from any pick-up generally available in the world.

**The NEW GRUNDIG TK819 2-SPEED TAPE RECORDER.**


Response: 50 c/s-14 Kc/s. at 7½" per sec.; 50 c/s-9 Kc/s. at 3½" per sec. Playing time: 2 x 30 mins at 7½" per sec.; 2 x 60 mins. at 3½" per sec. Track changeover in less than 1 sec. at 3½" and less than 3 sec. at 7½" per sec. Automatic stop at end of spool. Built-in precision clock place indicator. PRICE: 95 Gns. Ribbon Microphone, GRM1. 12 Gns. M.C. Microphone, GDM5, 6 Gns.

**ALSO GRUNDIG TK9 TAPE RECORDER.**

As above but 3½" per second only and playing time 2 x 45 minutes. PRICE: 65 Gns. Microphones: GDM5 Movg. coil, 6 Gns.; or GXM1 Crystal, 4½ Gns.

Accessories for both instruments: Remote foot control (for back spacing), 7 Gns. Stethoscope headphones, 3 Gns. Telephone attachment, 3 Gns.

**"POLYMAX" UNBREAKABLE INSULATORS**



Stand offs: ½", 6d.; 1", 9d.; 1½", 1/-.  
Beehives, 2/-.  
Feed-throughs, 1/3

**THE "WILLIAMSON" AMPLIFIER**

This is a world-wide known HIGH QUALITY AMPLIFIER, BUT high quality can ONLY be obtained if precision quality products as specified by the designer, are used. WE can supply ALL COMPONENTS, including precision condensers and resistors, potted transformers and chokes. EXACTLY AS SPECIFIED, not substitutes.

**"Q-MAX" CHASSIS CUTTERS**

STILL the easiest and quickest way of cutting holes in SHEET METAL.

7/8" or 3"	each	11/6
1"	.....	12/6
1 1/8" or 1 1/4"	.....	14/9
1 1/2" or 1 3/4"	.....	16/6
1 7/8"	.....	18/4
2"	.....	30/-
2 1/2"	.....	35/-
1" square	.....	23/-
Keys, small	.....	10d.
..... medium	.....	1/3
..... large, 1/9	.....	



Patent No. 619178

**8-VALVE ARMSTRONG SUPERHET**



8 watts push-pull output. Negative feedback, Bass and Treble controls Short, medium and long wavebands

£23/13/-

Or £8 down and 12 monthly payments of 28/9.


Also 10 valve Superhet Chassis (Model RF41) ..... £31 19 8  
EXP 119 10 v. 6 bandspread, plus M and 2S..... £55 19 4



**"Q-MAX" MODEL G.D.O.I.A. GRID DIP OSCILLATOR**

is an ideal instrument for the determination of tuned circuit resonant frequency, tuning transmitters without application of power, for the determination of coil mutual and stray inductances and both fixed and stray capacitances. Covers 1.5 to 300 Mc/s in eight ranges. PRICE: 12 Gns. Complete.


Or 4 Gns. Dep. and 12 monthly payments of 15/5.



**"ACOS" HIGH PICK-UP.**

Interchangeable clip-on heads for Std. or L.P. Response flat from 40 to 13,000 cps  
GP20/HIG. Arm only, 26/5.  
HGP39/1 Std. or L.P. head, 42/-.  
HGP35/1. 3-pin plug-in head, 42/11

**"LINCOLN" OSCILLATOR COIL**



Completely enclosed in "Neosid" former ensuring minimum external field. Unusually good waveform with maximum amplitude at 45 Kc/s. Lettered tag panel connections and one-hole fixing.

Overall size, 1½ in. x 1½ in. x 1 in. PRICE 12/6. (Post 6d.)  
Complete Oscillator unit with valve, 50/-.


**W.B. STENTORIAN HIGH FIDELITY UNITS**

Developed to provide reproduction of high fidelity recordings—speech coil impedance 3 or 15 ohms.

- H.F.1012—10in. die cast unit; 12,000 gauss magnet; 10 watts; 30-14,000 cps., 73/6.
- H.F.810—8in. steel unit; 10,000 gauss; 5 watts; 50-12,000 cps., 60/6.
- H.F.610—6in. steel unit; 10,000 gauss; 3 watts; 60-12,000 cps., 50/6.

# "Each... the best in its class at moderate cost"

Three combinations of amplifier and control unit, forming the ideal basis on which to develop home high fidelity systems, ranging from the best at moderate cost, to the best regardless of cost . .



**RD BABY de-luxe Mk.II amplifier, with RD JUNIOR Mk.II pre-amplifier.**


Providing the best performance possible at moderate cost. Adequate output for normal domestic use, operation from the majority of modern lightweight pick-ups, two radio inputs. Wide range bass and treble controls; variable low pass filter.

£23

£29

**RD BABY de-luxe Mk.II amplifier, with RD SENIOR Control Unit.**

Increased sensitivity and greater flexibility of control. Both high and low pass switched filters and provision for use with tape recorders. Illuminated translucent panel.



**RD SENIOR Amplifier and Control Unit.**

The ultimate in present day amplifier performance. Increased power output, C-core output transformer, and ultra linear output stage with all its attendant advantages.

£43

Illustrated leaflets post free on request.

Trade and Export enquiries invited.

## ROGERS DEVELOPMENTS Co.

Manufacturers of precision built sound equipment.

"RODEVCO HOUSE," 116, BLACKHEATH ROAD, GREENWICH, LONDON, S.E.10

Telephone: TIDeway 1723. Telegrams: RODEVCO, GREEN, LONDON.

Demonstration Times Mon.—Fri. 9.30—5.30. Sat. 9.30—12.30.

CO-AX

# 4mmf/ft

**★ ULTRA LOW**  
*capacitance & attenuation*

**38 STOCK TYPES**

for your

**STANDARD or SPECIAL APPLICATIONS**


TYPE	μF/ft	IMPED.Ω	O.D.
C 1	7.3	150	.36
C 11	6.3	173	.36
C 2	6.3	171	.44
C 22	5.5	184	.44
C 3	5.4	197	.64
C 33	4.8	220	.64
C 4	4.6	229	1.03
C 44	4.1	252	1.03



U.G. CONNECTORS—R.G. CABLES

TRANSRADIO LTD, 138A Cromwell Rd, London SW7. Tel: F.R.E.4421

## High Sensitivity DOUBLE PURPOSE METER



★  
PANEL  
MOUNTING

Moving Coil Ranges  
from 15μA

Moving Iron Ranges  
from 5 Milliamps

Movements are independent of each other and any two ranges may be incorporated. Panel space is saved and it enables more convenient observation of inter-dependent electrical quantities. Send for prices and full specification.

BRITISH PHYSICAL LABORATORIES



RADLETT, HERTS.

Tel.: Radlett 5674/5/6

London Stockist :  
M. R. Supplies Ltd., 68 New Oxford Street, W.C.1

# An outstanding general purpose communication receiver

Justly acclaimed as Britain's finest post-war communication receiver the BRT 400 D is in widespread use by Military, Post and Telegraph and Broadcasting authorities throughout the world.

Combining first-class performance with a wide range of facilities, the BRT 400 D is equally suitable for both narrow-band telegraphy and wide-band telephony reception—with a very high standard of reliability.

It is available in either cabinet or rack mounting form, with a 500 kc/s crystal calibration unit as an optional extra. Normal operation is from an A.C. mains supply: an auxiliary power unit is available for 12 volt battery operation.



## G.E.C.

### BRT 400D

#### SHORT SPECIFICATION

##### BAND COVERAGE

0.150—0.385 Mc/s } in 6 bands  
0.510—30.0 Mc/s }

##### SENSITIVITY

Better than 1.0  $\mu$ V for 1.5 watts output, over the whole band.

##### SIGNAL/NOISE RATIO

Standard input for 20 db:—

1.3—30.0 Mc/s	...	...	...	< 7.0 $\mu$ V
0.150—1.3 Mc/s	...	...	...	< 10.0 $\mu$ V

##### SELECTIVITY

Six switched bandwidths:—

0.5 kc/s	1.0 kc/s	2.0 kc/s
5.5 kc/s	9.0 kc/s	13.0 kc/s

##### OVERALL FIDELITY

Less than 2 db down at 50 c/s  
Less than 6 db down at 5,500 c/s

##### A.G.C. CHARACTERISTICS

Output constant within 3 db for 100 db change in signal input.

##### OUTPUT CIRCUITS

At 2.5 or 15 ohms	...	...	...	2.5 watts
At 120 ohms	...	...	...	0.05 watts
At 600 ohms	...	...	...	0.2 watts

##### POWER SUPPLY

95—130 and 195—250 volts, 40/80 c/s. Also from 12 volt battery, using BRT 401 auxiliary power unit.

*For the full specification please send for a copy of publication BC2084.*





**IMMEDIATE DELIVERY**

*of High Grade*

**STABILISED POWER UNITS**  
BY **BOULTON PAUL ELECTRONICS**

In all cases:

- ★ Transformer input tap changing by switch on front panel.
- ★ All supplies isolated from earth and chassis.
- ★ Separate earth terminal.
- ★ A single switched meter is provided for monitoring voltage and current.

Advanced design ensures superior performance. High grade components are used throughout and valves are conservatively rated for long life.



Full details of these or any other Boulton Paul Electronic Instruments will gladly be forwarded on request.

**BOULTON PAUL ELECTRONICS**

**BOULTON PAUL AIRCRAFT LTD. WOLVERHAMPTON**

Telephone: FORDHOUSES 3191  
Telegrams: AIRCRAFT, WOLVERHAMPTON

	TYPE 1 EP.258 <b>£38</b>	TYPE 2 EP.259 <b>£45</b>	TYPE 3 EP.257 <b>£78</b>
Positive Stabilised	0-200V. 0-75mA	200-400V. 150-80mA	0-500V. 0-250mA
Negative Stabilised	0-85V. 0-1mA	—	150V. 30mA and 0-150V. 0-1mA
Stabilisation Ratio	100 : 1	60 : 1	70 : 1+ ve 300 : 1-ve
Impedance	2 ohms	2 ohms	3 ohms+ve, 1 ohm-ve
Ripple	< 5mV.	< 2mV.	<5mV.+ve, <2mV-ve
Unstabilised Outputs	370V. D.C. 75mA 6.3V. C.T. 4A	530V. D.C. 150mA 6.3V. C.T. 4A	750V. or 500V. or 300V. at 250mA 6.3V. C.T. 4A and 6.3V. C.T. at 2A

**GOODSELL**  
**FM HIGH QUALITY V.H.F. RADIO TUNER UNITS**

Demonstrations of all these units (FM Monday to Friday only) at **B. K. Partners, 229 Regent St., W.1.**



GOODSELL FMT/401

- ★ Incorporating the following **FEATURES:**
- ★ High sensitivity
  - ★ Complete stability
  - ★ No drift
  - ★ Complete freedom from distortion
  - ★ Precision tuning
  - ★ Superb mechanical design
  - ★ Simple panel mounting

**ALSO AVAILABLE**  
A wide range of High Fidelity amplifiers and pre-amplifier tone compensation units incorporating the latest developments in audio design.

AND the new Mullard five-valve ten watt high quality amplifier.

**GOODSELL LTD.**

40 GARDNER STREET, BRIGHTON, I. 'Phone: B'ton 26735

**BK**

*Specialized Loudspeaker Enclosure* **W.R.L.12**

*For remarkable reproduction - from heavy organ music to solo instruments, we enthusiastically recommend the*  
**W.R.L.12**



For multi-speaker assemblies it is designed for use with 12in bass unit and one or more top units and crossover between 800 and 2,000 c.p.s. Recommended for use with Goodman and Wharfedale units, this heavily built cabinet is completely free from cabinet resonance even at large output.  
Hand french polished, this cabinet is available in figures! Oak, Walnut, Mahogany, Maple or Sycamore veneers or bi-colour finishes to order 44in. high x 25 1/2in. wide x 13 1/2in. deep.

**£22** carriage and packing extra

Complete with 12in bass unit crossover and H.F. Pressure Unit, prices from £38.

A 10in. version is available. This and other high fidelity equipment is demonstrated at our showrooms. Daily 10.30 a.m.-5.30 p.m. Saturdays 10.30 a.m.-12.30 p.m.

**B. K. PARTNERS LTD.**

229 Regent St., London, W.1. (Entrance Hanover St.) 'Phone: REG 1051 & 7363

the



*new series*

## TAYLOR OSCILLOSCOPE MODEL 31A

This oscilloscope of advanced and reliable design, yet economically priced, is designed for T.V. and radio servicing and general laboratory use.

Tube 4in. dia. Electrostatic deflection.

Amplifier—High gain-bandwidth 10 c/s to 6 Mc/s.

Time Base—10 c/s to 500 kc/s. Free running or Triggered.

Price £60 Retail



## TAYLOR ELECTRONIC TESTER MODEL 171A

This robust valve voltmeter is well suited for T.V. service work and general laboratory use.

A.C.—0-1 to 250 volts. 10 c/s to 200 Mc/s.  $\pm 2$  dB.

20 M $\Omega$  input Resistance.

D.C.—0-1 to 1,000 Volts. 25 KV. by optional probe

ohms—0- to 1,000 M $\Omega$ .

Price £26.10s. Retail



TAYLOR ELECTRICAL INSTRUMENTS LTD.  
MONTROSE AVENUE, SLOUGH, ENGLAND


Telephone: SLOUGH 21381/3 Cables: Taylins Slough

*Write for catalogue illustrating  
full range of Taylor Test Gear*

**NEW! ENLARGED! EXTENDED!**

NEWNES  
**ELECTRICAL ENGINEER'S REFERENCE BOOK**

**JUST OUT!** This rich store of electrical knowledge, written and compiled by 68 specialists, provides authoritative information on new developments and latest practice in all branches of electrical engineering. It gives you wanted information and data immediately—there is no time-wasting or searching through a number of books for facts you must have, Judge the value of the work for yourself, *now*, without cost or obligation. It is yours for Free Examination.



**32 Fact-filled Sections** including: Theory . Calculations . Power Station Practice . Materials . Transformers . Distribution . Motors . Wiring and Installation . Illumination . Measurement . Heating, Ventilating and Air Conditioning . Welding . Electronics . Lifting and Conveying . Electricity in Mines, Agriculture, Horticulture, Aircraft and Automobiles . Progress . Education and Training . Literature . Rules, Regulations.

**Many New Sub-sections** including: Generators for Hydro-electric Plant . Surge Protection and Testing of E.H.T. Transformers (special reference to 275-kV Super-grid). Testing Induction and Synchronous Motors.

**YOURS for 7 DAYS FREE EXAMINATION**

2,184 pages and 32 sections on modern standard practice and latest information on new developments. 2,065 Diagrams prepared by expert draughtsmen. 280 Special Photographs. Strongly Bound in Hard-Wearing Blue Morocquette. Size 7½ in. x 5 in. Weight 3½ lb.

**Do not miss this opportunity of Free Examination in the quiet of your own home. Post the coupon TO-DAY. No cost. No obligation to purchase.**

George Newnes, Ltd., 66/69, Great Queen St., London, W.C.2.

Please send me Newnes ELECTRICAL ENGINEER'S REFERENCE BOOK. It is understood that I may return the work within eight days. If I keep it I will send a first payment of 7s. 6d. eight days after delivery, and 10s. 0d. monthly thereafter, until the sum of £3 17s. 6d. has been paid. Cash price within eight days is £3 12s. 0d.

Name .....

Address .....

Place X where it applies

Occupation .....	Houseowner	_____
Your Signature .....	Tenant	_____
(Or your Parent's Signature if under 21)	Living with Parents	_____
<b>EERB 31</b>	Lodging Address	_____

**DRAYTON FRACTIONAL H.P. MOTOR UNITS**

The DRAYTON R.Q. is a miniature capacitor induction type motor with a current consumption at 230 volts, 50 cycles of 0.09 amps pf. 0.9. It is available:



**RQG GEARLESS**  
Running at 2,700 r.p.m. continuously or intermittently in either direction or continuously reversed.



**RQR GEARED**  
For continuous or intermittent running or reversing at speeds from 27 mins. per rev. to 600 revs. per min., with or without self-switching up to 2 1/3 r.p.m.



**RQH GEARED**  
For high final shaft speeds for continuous or intermittent running, forward or reverse.

*for*  
actuating valves, dampers, rheostats, geneva movements, rocking baths, flashing signs, illuminated models, soldering and welding fixtures, rotating tables, automatic light strip feed, lubricating and other small pumps, small machines, animated displays, vibrators, developing baths, agitators, fans, aspirators, etc.

Send for List No. N. 302-1  
The Drayton Regulator & Instrument Co. Ltd., West Drayton, Middlesex RQ19

We have much pleasure in announcing that we have acquired larger premises. This will enable us to increase the production of our fine wood cabinets and give even better service to our customers in the Radio, Electronic and allied industries.

**H. ASHDOWN**  
CABINET MAKERS

Office: 98 HERTFORD ROAD, EDMONTON, N.9. Phone: EDM 2621

Works: 784/792 HIGH ROAD, TOTTENHAM, N.17. Phone: TOT 9947



# PRICE REDUCTION

## 12E1 BEAM TETRODE

NOW **£2** LIST



Increased demand for the Ediswan Mazda 12E1 Beam Tetrode has enabled us to step up production and thereby offer a reduced list price.

The 12E1 has the unusually high maximum cathode current rating of 300mA with a screen voltage of 150V. Mutual conductance is 14mA/Volt. It is, therefore, very suitable as a series or shunt valve in stabilised power packs. It also finds application in electronic control and other circuits.

### RATING

Heater Voltage (volts)	V <sub>h</sub>	6.3
Heater Current (amps)	I <sub>h</sub>	1.6
Maximum Anode Voltage (volts)	V <sub>a(max)</sub>	800
Maximum Screen Voltage (volts)	V <sub>g2(max)</sub>	300
Maximum Control Grid Voltage	V <sub>g1(max)</sub>	100
Maximum Voltage between g <sub>1</sub> and g <sub>2</sub> (volts)	V <sub>g1-g2</sub>	400
Mutual Conductance (mA/V)	S <sub>m</sub>	* 14
Inner $\mu$	$\mu_{g1, g2}$	* 5.3
Maximum Anode Dissipation (watts)	P <sub>a</sub>	35
Maximum Screen Dissipation (watts)	P <sub>g2</sub>	5.0
Maximum Cathode Current (mA)	I <sub>k(max)</sub>	300
Maximum Potential Heater/Cathode (volts DC)	V <sub>h-k(max)t</sub> †	300

\* Taken at V<sub>a</sub> = V<sub>g2</sub> = 150V I<sub>a</sub> = 200 mA.

† Provided the cathode is positive

All maximum ratings are Absolute values not Design Centres.

Reduced prices also  
for

19H4 to **£5.0.0**

19H5 to **£8.0.0**

Full technical information  
available on request

# EDISWAN

## MAZDA

RADIO DIVISION · THE EDISON SWAN ELECTRIC COMPANY LIMITED  
155 Charing Cross Road, London, W.C.2. Telephone: Gerrard 8660. Telegrams: Ediswan, Westcent, London  
Member of the A.E.I. Group of Companies

# ON STAND 71

AT THE


## RADIO SHOW

YOU WILL DISCOVER WHY

# Garrard

record playing units

are fitted as standard equipment to the majority of the World's finest radiograms.



### MARINE RADIOTELEPHONES FOR SMALL CRAFT

Three inexpensive instruments essential for voluntarily equipped vessels.

**McA.10 RADIOTELEPHONE** for short range. 50-100 miles. Push button selection of Transmitter channels.

Continuously tuned Receiver covering broadcast and Marine frequencies with Loudspeaker output.

Input for 12 or 24 volt.

Price complete with four Crystals —£55.

25-watt version of the McA.10. **THE McA.25** is available for export only at £85 F.O.B. London.



#### MARINE RECEIVERS

The MC5.21 Marine Radio Receiver, the first of a range of Communication instruments.

24 volt D.C. input. Long, medium and short wave operation.

Built-in Loudspeaker.

Loop Aerial Socket provided.

Price—£24 complete.

**MARINE RADIO COMMUNICATIONS CO.,**  
46, Greyhound Road, London, W.6.

Cables: Hallicraft, London.

Phone: Fulham 1138/9



### AUDIO AMPLIFIER MODEL AC/34



A small three valve, three stage, audio amplifier for operation on 200/250 v. A.C. 50 cycles (100/125 v. to special order).

**INPUT.** Voltage 30 mV. Impedance 0.5 megohm.

**OUTPUT** 4 watts impedance 2-4 ohms.

**RADIO.** Power for a feeder unit is available.

**MICROPHONE.** Crystal pattern recommended.

**PICK-UP.** High-fidelity crystal types need no special matching.

High-fidelity magnetic pick-ups can also be used.

**CONTROLS.** Volume, Tone and on-off.

**VALVES.** 6SL7, 6V6, 5Y3.

**CHASSIS DIMENSIONS.** 7in. by 5in. by 2in.—overall height 5½in.

LIST PRICE

£7 : 10 : 0

Each Amplifier is supplied with 12 months' guarantee.

**LEE PRODUCTS (GREAT BRITAIN) LTD.**  
Elpico House, Great Eastern Street, London E.C.2.



# Marconi

## Types TF 1054 and TF 1055

### **M.F. and H.F. Field Strength and Radio Noise Measuring Equipments**

These new Marconi equipments are for the quantitative measurement of both transmitter and interference field strengths in the range 0.15 to 30 Mc/s. Basically, the TF 1054 and TF 1055 each comprise a high-quality super-heterodyne receiver with built-in noise-diode signal generator for gain standardization. The necessary loop and rod aerials, aerial coupling unit, aerial supporting tripod, and mains-operated power unit are supplied with each equipment.



#### **FREQUENCY RANGE**

TF 1054 : 0.15 to 2.4 Mc/s

TF 1055 : 2.4 to 30 Mc/s

#### **BANDWIDTH**

9 kc/s

#### **FIELD STRENGTH MEASUREMENT RANGE**

Minimum : TF 1054, 20  $\mu$ V/metre at 150 kc/s and  
6  $\mu$ V/metre at 2.4 Mc/s.

TF 1055, 6  $\mu$ V/metre at 2.4 Mc/s and  
0.3  $\mu$ V/metre at 30 Mc/s.

Maximum : +125 db relative to the appropriate  
minimum quoted above.

# MARCONI INSTRUMENTS

SIGNAL GENERATORS · VALVE VOLTMETERS · Q METERS · FREQUENCY STANDARDS  
BRIDGES · WAVEMETERS · WAVE ANALYSERS · BEAT FREQUENCY OSCILLATORS

**MARCONI INSTRUMENTS LTD · ST. ALBANS · HERTS · Telephone : St. Albans 6160/9**

Midland Office : 19 The Parade, Leamington Spa

Northern Office : 30 Albion Street, Kingston-upon-Hull

Export Office : Marconi House, Strand, W.C.2.



MECHANICAL AIDS TO PRODUCTIVITY

a **LIFT** to your production



This pedestrian-controlled electric conveyor is easy to handle, has forward and reverse drive, and a maximum delivery height of 11 ft.

At every stage of production and despatch, mechanical handling is helping to save labour . . . cut costs . . . get the goods there on time.

Every month, MECHANICAL HANDLING—the only British journal devoted entirely to the subject—describes and illustrates the latest methods, and shows how these are being used to increase production and save money by improved efficiency. There's a system for YOU in your business. Take the first step to increase production . . . place a regular order for MECHANICAL HANDLING now!

TO W.W.8

**MECHANICAL HANDLING**  
DORSET HOUSE · STAMFORD STREET · LONDON · E.C.1

Please enter my name as a subscriber for the next 12 issues. I enclose remittance value £1 15s. (U.S.A. \$5.50, Canada \$5.00.) Remittances from overseas should be made by money order or bank draft in sterling on London out of a registered account.

Name .....

Address .....

Date.....

**POST THIS FORM TODAY**

The Miniature Oscilloscope with the GIANT Specification!



- TYPE 2300**  
(Industrial Electronics)
- ★ Direct-coupled X and Y amplifiers.
  - ★ D.C. to 3Mc/s. frequency response.
  - ★ 7c/s to 50Kc/s time-base with a trace expansion control from zero to 15in.
  - ★ Compact and portable.
  - ★ Weight: 6½ lbs.
  - ★ Size: 7½ in. × 4½ in. × 7½ in.
  - ★ 2½ in. effective screen diameter.

SEND NOW FOR FULL DETAILS to Sole Distributor —

**G. A. STANLEY PALMER** A.R.Ae.S.,  
MAXWELL HOUSE, ARUNDEL ST., STRAND, LONDON, W.C.2  
TELEPHONE: TEMPLE BAR 1610

**SOLDERING**  
SAFE—SIMPLE—SPEEDY

with the sensational new



**70/-**  
Post free (less trade discounts)

**PRIMAX—**

- ★ **BALANCED GRIP SOLDERING GUN**  
Specially designed for easy soldering on hard-to-reach jobs TRIGGER CONTROL.
- ★ **EXCLUSIVE ALLOY TIP**—never needs re-tinning, last indefinitely under normal use.
- ★ **INSTANT HEATING**—Ready for soldering in 6 seconds.
- ★ **COMPACT LIGHTWEIGHT**—slips into your pocket or toolkit, weighs only 23 ounces.

The PRIMAX-SOLDERER is the ideal tool for any RADIO-TV-TELEPHONE mechanic or amateur. Just the tool for service calls and small jobs on the bench. The Primax-Solderer works on a different principle from that of commonly known soldering irons. A current of high amperage produced in the transformer will heat the soldering tip within 6 seconds. Available 110, 200/220, 220/250v. 50 cycles, 60w.

**ONE YEAR'S GUARANTEE**

Sole Distributors:—

**S. KEMPNER, 19 Ebury Street, London, S.W.1**  
Tel.: SLOANE 3586 • Through wholesalers & retailers

# *ELAC closed field...*



## **... LOUDSPEAKERS**

These loudspeakers have been designed to provide minimum magnetic interference together with high acoustic efficiency. ELAC Elliptical and round loudspeakers are used in most of the leading Television and Radio receivers.

**PRICES INCLUDING P.T FOR LOUDSPEAKERS LESS TRANSFORMER.**

7" x 4" Elliptical	Flux 6,500 Gauss	<b>19/10</b>	6½" PM. 6G	Flux 6,500 Gauss	<b>19/10</b>
3½" PM. 3G	Flux 6,500 Gauss	<b>17/2</b>	8" PM. 8D	Flux 7,500 Gauss	<b>26/5</b>
5" PM. 5G	Flux 6,500 Gauss	<b>18/6</b>	10" PM. 10D	Flux 7,500 Gauss	<b>31/8</b>



**ELECTRO ACOUSTIC INDUSTRIES LTD.**

**Stamford Works, Broad Lane, Tottenham, N.15.**

# Reflectograph

## MAGNETIC TAPE RECORDERS



This is one of the high performance Recorders from the Reflectograph range that you are invited to both see and hear on Stand No. 207 at the Radio Show, Earls Court. The Reflectograph range covers a wide field with many exclusive features. A representative selection will be there for your inspection.

**RUDMAN DARLINGTON  
(ELECTRONICS) LTD**

Wednesfield, Staffs. Tel: *Wolverhampton 31704*

WhiteAd 2942



## METERS

LARGE AND VARIED  
STOCKS AVAILABLE  
FOR IMMEDIATE  
DELIVERY

EXAMPLES FROM OUR RANGE OF  $2\frac{1}{2}$ "  
FLUSH PATTERN MOVING COIL INSTRUMENTS (as illustrated)

**AMPERES D.C.** 0-1, 2, 3, 5, 10, 15, 20, 25, 30, 50.  
**MILLIAMPS.** 0-1, 1-0-1, 0-5, 10, 15, 20, 25, 30, 50, 100, 250, 500.  
**MICROAMPS.** 0-50, 100, 200, 250, 400, 500, 750, 50-0-50, 100-0-100, 250-0-250, 500-0-500.  
**MILLIVOLTS.** 0-10, 25, 50, 75, 100, 500.  
**VOLTS D.C.** 0-1, 5, 10, 15, 25, 50, 100, 250, 500, 750, 1,000.  
**VOLTS A.C.** 0-5, 10, 15, 25, 50, 100, 250, 500, 750, 1,000.

We can supply meters with NON-STANDARD, CURRENT and VOLTAGE RANGES to any specification. DELIVERY 7-14 days.

MOVING IRON, THERMO & ELECTROSTATIC INSTRUMENTS ALSO AVAILABLE.

**ANDERS ELECTRONICS LTD.**  
91, HAMPSTEAD ROAD, LONDON, N.W.1.  
Telephone: EUSton 1639

Suppliers to Government Departments, B.B.C.,  
Leading Manufacturers & Research Laboratories

## M. R. SUPPLIES Ltd.

(Established 1935)

Trustworthy offers of first-class material in brand-new condition, unless otherwise stated. We are proud of our reputation for diligent service. All prices net.

**ADJUSTABLE COUNTERPOISE LAMPS** (by well-known makers). Extended arm length 2ft. with two friction joints and spring counterpoise. Wired and fitted SBC holder and tilting shade. Lightweight and very handy in drawing office, machine shop, laboratory, etc., also suitable as adjustable microphone boom. New or as new, 35/- (despatch 2/6).

**MAINS VOLTAGE SELENIUM RECTIFIERS.** One unit in half-wave D.C. delivery up to 280 volts 300 mA., 18/6. Two units in bridge, full-wave, up to 280 volts 600 mA., the pair 35/- (des. 2/-). Please send us your rectifier enquiries—we can fill many requirements.

**MICROAMMETERS** (first-class makers). Deflection 0/50 microamps, first-grade m/coil, panel mount in protection housing, 3 1/2 in. dia. by 5 in. prof. Brand new, 52/6 (des. 1/6). Also a few new 2 1/2 in. round flush panel, 0/50 microammeters, first grade m/coil, same price.

**AMMETERS.** 0.5 amps D.C., 2 1/2 in. square flush panel mount, 9/6 (des. 9d.). **MINIATURE GEARED MOTORS.** 12/24 v. D.C. operation. Final shaft speed 4 to 10 r.p.m. (according to voltage used). Length over motor and gearbox 4 1/2 in. dia. 2 1/2 in. Supplied in metal housing, with filter, from which the geared motor can be easily detached. (These are aircraft recognition "Flasher" motors with make and break contact—operation can not be supplied). Many uses, including left- and right-turn flashing car signal, new, 37/6 (des. 2/-).

**SHADED POLE INDUCTION MOTORS.** 200/250 v. A.C. Speed 1,200 r.p.m. Torque 300 grm.cms. Body 5 in. x 3 in., shaft prof. Silent running, 27/6 (des. 1/-). **ELECTROMAGNETIC COUNTERS,** operating from 24 v. D.C. (or 50 v. A.C.). Each unit contains two separately energised counters, each counting up to 9999 and one or both can be used at the same time. Manual reset. Speed exceeds 1,000 counts per minute, if required. In cylindrical housing 5 in. high with 3 in. dia. window. For panel mount 3 1/2 in. hole required. These are brand new in moisture-proof pack, 37/6 (des. 2/-).

**ROTARY CONVERTERS.** Input 12 volts D.C. output 230 volts A.C. 50 cycles, 100 watts. Brand new machines in special moisture-proof pack—the perfect unit for locations where standard mains voltage is required from low tension input. A few only at 24/10/- each (des. 5/-).

**CAPACITOR/INDUCTION MOTORS.** 220/240 v. 50 c. 1 ph. Highly efficient motors with motor shaft (1440 r.p.m.) and geared right-angle shaft (300 r.p.m.). Continuous rated for use at either speed (or both). With correct capacitor, 24/10/- (des. 2/6). These are all tested and perfect.

**F.H.P. GEARED MOTORS.** We are probably the largest stockists in London. Series wound universal 220/240 v. A.C./D.C. reversible. Average overall length, 8 in. Final speed 10 or 50 r.p.m., either 25/17/6 (des. 2/6). Final speed 10 or 1 r.p.m. either 26/18/6 (des. 2/6). Also cap./ind. type, 230/250 v. 50 c. 1 ph., reversible, choice of final speeds: 17, 33, 46 or 92 r.p.m., any one with correct capacitor, 28/17/6 (des. 2/6). Also double reduction cap./ind. units, very high torque, 0.2 to 10 r.p.m. 21/10/- (des. 3/6). **SMALL GEAR BOXES,** double worm gear, 300/1 reduction, in die-cast housing, 2 1/2 in. x 2 1/2 in. x 2 in. Final shaft 1/2 in. dia. by 1 1/2 in. proj. Ball bearing, transmission up to 1/6th H.P., 42/6 (des. 1/6).

**LONDEX MINIATURE MAINS RELAYS,** 230 v. A.C. coil, 2-pole "make," 5 amps. Size: 2 1/2 in. x 1 1/2 in. x 1 in. Silent in operation, 12/6 (des. 9d.). **INSTRUMENT RECTIFIERS.** We have a limited supply, brand new, ex-well known makers. 5 mA. copper oxide, 8/6.

We are stockists of Stuart Electric Pumps, Phillips Variable Transformers, B.P.L. Measuring Instruments, Small Geared Motors of various makes. Details on request.

**M. R. SUPPLIES, Ltd., 68 New Oxford St., London, W.C.1.**  
Telephone: MUSeum 2958

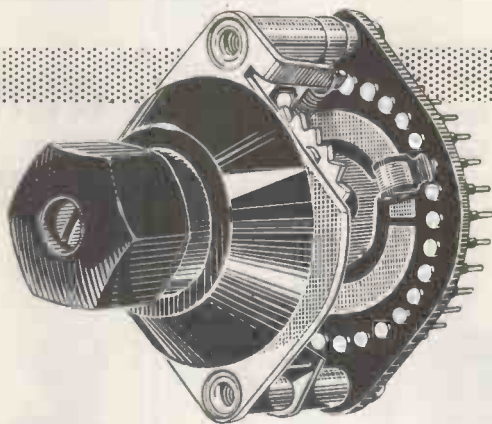




*By Appointment to the Professional Engineer*

## PAINTON WINKLER SWITCH

PAINTON & CO. LTD. have entered into an exclusive arrangement with Eduard Winkler Apparatebau of Nuremberg, Germany, to manufacture and market the well-known Winkler Precision Multi-Way Switches.






- Switching up to 30 positions per bank.
- Adjustable stop to set number of positions.
- Single, Double, Three-Pole or Four-Pole designs.
- 1 to 6 Banks operated from common shaft.
- Distinctive design Knob, with adjustable skirt.

**PAINTON**  
*Northampton England*

# Bullers CERAMICS FOR INDUSTRY

High quality material and dimensional precision are attributes of Bullers die-pressed products. Prompt delivery at competitive prices.



We specialise in the manufacture of

**PORCELAIN**  
for general insulation

**FREQUELEX**  
for high-frequency insulation

**REFRACTORIES**  
for high temperature insulation

**PERMALEX & TEMPLEX**  
for capacitors

## BULLERS LIMITED

Porcelain Works :  
MILTON,  
STOKE-ON-TRENT  
Stoke-on-Trent 5164

Sales Office :  
6, LAURENCE POUNTNEY HILL,  
LONDON, E.C.4  
Mansion House 9971

Iron Works :  
TIPTON,  
STAFFORDSHIRE  
Tipton 1691

BU103

INSIST ON HIFI plus

for Precision  
Instruments



**Hifi**  
REGD TRADE MARK

- PA 25W GIVING 25 WATTS OUTPUT
- PA 75W GIVING 75 WATTS OUTPUT
- + 2 Microphone Faders
- + 2 Gramophone Faders
- + Bass and Treble Controls
- + High output and low distortion factor
- + Standard Low and High Output Impedances

Look for the Registered Trade Mark.

**Hifi Ltd.** DERRY ST., BRIERLEY HILL,  
STAFFS. Telephone: Brierley Hill 7604

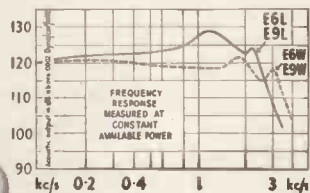
# a word in your ear



More than 100,000 Amplivox miniature E.M. earphones are already in use in the Radio and Deaf Aid Industries—more than enough to prove their value and reliability.

The largest of the series weighs 10 gms. and the smallest 6 gms. only; their maximum diameter is .835" and minimum .703"; all types are available in standard impedances of 15, 100, 600, and 2,000 ohms (E.4/5 types only 7,500 ohms) at 1,000 c.p.s. Other values to order.

Typical responses:—



Amplivox miniature earphones are made for snap fitting to flexible ear attachments, moulded inserts, "Stethoscope" and Lightweight Headset units.

Manufacturers' enquiries invited

**AMPLIVOX**  
LTD.

2, Bentinck Street,  
London, W.1. WELbeck 2591.

# INDEPENDENT SIDEBAND RECEIVER

... developed to British Post Office  
Specification

**T**HIS new Independent Sideband Receiver type GFR 552 is designed for operation on long-distance, point-to-point, short-wave radio links forming part of the international trunk network. On independent sideband working, the GFR 552 provides facilities for the reception of two single sideband signals, each 6 kc/s wide, one above and one below the frequency of a reduced-level pilot carrier. Each sideband will accommodate either two 3 kc/s wide telephony channels, or several voice frequency telegraph channels. The GFR 552 may also be used for reception of single sideband or double sideband transmission. In the case of the double application this receiver offers two advantages: firstly, the absence of non-linear distortion which occurs in normal d.s.b. receivers when signals are subjected to selective fading conditions; and, secondly, the ability to select upper or lower sideband for demodulation, dependent upon which is freer from adjacent channel interference. The circuit and chassis layout of the GFR 552 closely follows that of the Mullard Receiver GFR 551, which was based on a British Post Office design (Receiver, Radio No. 22).

Special features of the GFR 552 include a high order of oscillator stability and freedom from cross-modulation through which cross-talk between channels or inter-modulation between wanted and unwanted signals might occur. A brief technical summary is given below. More detailed information supplied on request.

**FREQUENCY RANGE**—4-30 Mc/s.

**NOISE FACTOR**—better than 7 dB over the band.


**SIGNAL TO NOISE RATIO**—25 dB for 4 microvolts peak sideband input over the band.

**SELECTIVITY**—The response is flat within 2 dB for sideband frequencies between 100 c/s and 6000 c/s. At 10 kc/s from the carrier frequency the response is -60 dB relative to the pass band.

**A.F.C.**—The a.f.c. system operates effectively with a pilot carrier level of -26 dB relative to 1 microvolt (which corresponds to a peak sideband level of 1 microvolt and a signal to noise ratio of 15 dB).

**NON-LINEAR DISTORTION**—Third order intermodulation products which might result in cross talk between sidebands do not exceed -50 dB relative to the sideband levels.

**OUTPUT**—Variable up to +14 dB relative to 1 mW into 600 ohms.



## Mullard



**SPECIALISED ELECTRONIC EQUIPMENT**

MULLARD LIMITED, EQUIPMENT DIVISION, CENTURY HOUSE, SHAFTESBURY AVENUE, LONDON, W.C.2  
(M1417)



# EDDYSTONE

## MODEL '770R'

### V.H.F. COMMUNICATIONS RECEIVER

FREQUENCY RANGE 19 Mc/s. to 165 Mc/s. CONTINUOUS COVERAGE



- Highly efficient signal frequency circuits.
  - Substantial diecast rotary coil turret.
  - Excellent frequency stability and selectivity.
  - Accurate re-setting and ease of handling.
  - High sensitivity and excellent signal-to-noise ratio.
  - High quality push-pull output.
  - For AM, FM, NFM and CW Signals.
  - Robust construction and outstanding reliability.
  - "S" Meter. Noise Limiter. Muting circuit.
  - Preferred type valves.
  - Finest workmanship throughout.
- A.C. operation. 110-250 volts. 40-60 cycles.
  - Dimensions 16 $\frac{3}{4}$ in. x 15in. x 8 $\frac{3}{4}$ in.
  - Weight 60lb.

PLEASE WRITE FOR FULL SPECIFICATION TO THE MANUFACTURERS

STRATTON & CO. LTD., ALVECHURCH ROAD, BIRMINGHAM, 31



## NEW!

### The Manning-Carr Miniature Polarised Relay


**DATA**—A Sensitivity of 25 milli-watts and capable of handling mains voltage on the contacts with alternating currents up to 0.25 amps. Being polarised it has the advantage that the Armature contact can be biased to lock in either direction by suitable adjustment of the contact screws, which provides a useful facility where pulse operation is required. Speed of operation is also high and the Relay will follow A.C. frequency of 50 c.p.s. Resistance up to 8,000 ohms, which is acceptable for Anode circuits. Alternatives to specification if required. *Sole Concessionaires.*

POST OFFICE TYPES 3,000 AND 600 RELAYS

to specification. Tropicalising, impregnating and Services jungle finish if required. Delivery 3-4 weeks. *Manufacturers to H.M. Govt. Depts. and leading contractors*

**L. E. SIMMONDS LTD.**  
5, BYRON ROAD, HARROW, MIDDX.

Telephone: Harrow 2524-0315.



... but these fine  
**EAP tape recorders**  
are **ON SHOW** *everywhere!*

EAP (Tape Recorders) Limited  
546 Kingsland Road, London, E.8 Clissold 7586

**EAP**

means sound value in sound recording!

Prompt delivery

Competitive Prices

LOW LOSS  
**CERAMICS**  
for the Electronic Industry

Write for full  
particulars from

**TAYLOR TUNNICLIFF (REFRACTORIES) LTD.**

ALBION WORKS · LONGTON · STOKE-ON-TRENT

Telephone: Longton 33122

London Office : 125 HIGH HOLBORN, W.C.1

Telephone : Holborn 1951/2



# an inexpensive test set with 21 basic ranges

The Pullin Series 100 Multi-Range Test Set is an inexpensive piece of equipment invaluable to radio and electronic engineers. It is a compact, portable instrument with a total of 21 basic self contained ranges which provide adequate facilities for the measurement of A.C. voltage, D.C. voltage and current, and resistance. All voltage measurements are at 10,000 Ohms per volt.



RETAIL  
PRICE

**£11.11.0**

COMPLETE



Instrumentation by

# PULLIN

LABORATORY INSTRUMENTS DYNAMOMETER TESTING SETS  
INDUSTRIAL SWITCHBOARD INSTRUMENTS  
PORTABLE TESTING SETS

SERIES 100 MULTI-RANGE TEST SETS

MEASURING INSTRUMENTS (PULLIN) LTD., ELECTRIC WORKS, WINCHESTER STREET, ACTON, LONDON, W.3

PHONE: ACORN 4651-4995



## CRYSTALS for ULTRASONICS

Quartz Crystals of any shape and size cut and ground precisely to specification and coated, if required, with Gold, Silver, Aluminium or Rhodium, etc.

### BROOKES CRYSTALS LTD.

Suppliers to Ministry of Supply, Home Office, B.B.C., etc.  
EARLSWOOD STREET, GREENWICH, LONDON, S.E.10  
Phone : Greenwich 1828

Grams : Xtals Green, London.

Cables : Xtals, London

## STL

# TRANSFORMERS

for POWER SUPPLIES  
and AUDIO FREQUENCY  
Chokes for A.C. and D.C.

Suitable for use in all electrical and electronic equipment, to Ministry, B.S.S. or commercial standards. Tropical or standard finish.



Enquiries from manufacturers and the trade only.  
Quotations sent upon receipt of specifications or drawing.

**STEWART TRANSFORMERS Ltd.**  
75 KILBURN LANE, LONDON, W.10

Tel. : LADbroke 2296/7





# COMMUNICATIONS RECEIVER

ADMIRALTY TYPE CAT



A most versatile general purpose communication Receiver designed to rigid Admiralty specification. It operates as a single superheterodyne over part of its range and as a double superheterodyne over the remainder. Special features are overall frequency stability, re-set accuracy and low radiation. It will receive CW, MCW or RT signals.

### “LISTEN THROUGH” FACILITY

A high speed relay circuit applies a pre-set blocking bias to certain valves of the receiver to “mute” it during actual transmission. This facilitates listening through during spacing periods.

### FREQUENCY RANGE

Range 1.	60—125 kc/s	} I.F. 460 kc/s
“ 2.	100—260 kc/s	
“ 3.	260—660 kc/s	} I.F. 1.4 Mc/s and 460 Kc/s.
“ 4.	0.66—1.5 Mc/s	} I.F. 460 kc/s.
“ 5.	1.5—3.4 Mc	
“ 6.	3.4—7.0 Mc/s	} I.F.s. 1.4 Mc/s and 460 kc/s.
“ 7.	7—15 Mc/s	
“ 8.	15—32 Mc/s	

### SIZE

10½” H x 13½” W x 14½” Deep. Weight: 67 lbs.

### POWER SUPPLIES

The set operates from single phase AC 50-60 c/o 100-125 and 200-250 volts. For DC operation specially approved rotary converters with control units are available for 24, 110 and 220 volts. It can also be used on dry batteries.

### OUTPUT

Two simultaneous outputs are provided; 2 watts into 500 ohms for loudspeaker and 60 milliwatts into 100 ohm loads for headphones. Negative feed back is used in the final stages to ensure a constant voltage output under varying load conditions.

### GAIN CONTROLS

Separate RF and AF gain controls are provided. The RF control is imperative when the AGC is in use.

The automatic gain control can be switched on and off as required. With an increase in output of 60 db the output will not increase by more than 8.0 db.

### CRYSTAL CONTROL

Facilities are provided to Crystal control the receiver in the range 1.5-30 Mc/s when required.

### TUNING SCALE

The calibrated tuning scale is 6½” long, and coarse and fine scales for logging purposes are provided.

All enquiries to

**PYE LTD**

11 Hinde Street, London, W.1. Telephone: WEL. 8175/6

**Exceptional Chassis**  
with provision for frequency modulation tuner

# Announcing the NEW *Armstrong* F.C. 48

**OUTSTANDING FEATURES INCLUDE:—**

\*8 Valves including 2 double Triodes. \*8 watts output from push-pull tetrodes. Heavy negative feed back is used resulting in negligible distortion and high damping factor. \*Provision for using F.M. adaptor to receive the present high quality transmissions from Wrotham and the new B.B.C. V.H.F. stations. \*An accessible socket at rear provides the power supply for this unit. **THE F.M. UNIT WILL BE**

**AVAILABLE SHORTLY.** \*Independent controls give BASS and TREBLE lift and cut with unique Thermometer visual indicator. \*Magic eye tuning indicator. 4\* wave - bands. Coverage—16-51, 50-120, 190-550. 1,000-2,000 metres. \*Components by T.C.C., Woden and Morganite, etc. \*Large four-colour illuminated dial.

PRICE £23/18/- (including P.T.)

**OTHER MODELS:—**

**R.F. 41.** Ten valves, four wavebands, ten watts of audio. R.F. stage and 2 I.F. stages. PRICE £31/19/8 (inc. P. Tax). EXP. 125/C. 14 valves, 5 wave-

bands, 15 watts of high quality audio output. Provision for F.M. adaptor as provided on the F.C.48.

PRICE £49/10/- (inc. P. Tax).


**EXPORT MODELS:—**

**EXP. 119.** 10 valves, medium and two short wavebands plus six bandspread channels, 10 watts output. PRICE £55/19/4 (inc. P. Tax).

**BS.125.** A 15-valve chassis giving 15 watts of audio. Medium and two short wavebands plus six bandspread channels. PRICE £70/12/6 (inc. P. Tax).

PLEASE WRITE FOR FULL DESCRIPTIVE LITERATURE.

**ARMSTRONG** WIRELESS & TELEVISION CO., LTD., WALTERS ROAD, HOLLOWAY, N.7. Tel.: NORth 3213



EARLS COURT VISITORS see page 161 for how to reach our Holloway Showrooms. SEE PAGES 38 129 and 161 for our NEW Radiograms, Amplifier and Television models.

## Accepted as the Standard..

... by leading manufacturers, the trade and the aircraft industry.




### DC/AC CONVERTERS

Units Complete and ready for use

Specialists in Converters since 1937


Please ask for our descriptive folder W.W.



- for Electric Gramophones from £8 16s. 0d.
- for Radios, Radiograms, and Autochange Radiograms (inc. 3-speed motors) from £11 16s. 6d.
- for Television, Tape Recorders, and for operation of TV from Country House lighting plants, price according to instrument.
- Inputs, 6, 12, 24, 32, 50, 110 or 200/250V. D.C.
- Outputs, 110V. or 230V. 50 or 60 c/s.

**VALRADIO LTD.** NEW CHAPEL ROAD, HIGH STREET FELTHAM, MIDDX. Tel.: FELtham 4242  
Service Dept.: 57 Fortess Road, London, N.W.5 GULLiver 5165 and 7202  
Overseas enquiries to nearest E.M.I. Organisation Depot

# MOTEK



TWO SPEED—SIMPLE PUSH BUTTON CONTROL

**THE NEW K6 UNIT**  
List Price **19 GNS.**

SEE AND HEAR IT AT  
YOUR LOCAL DEALER


**MODERN TECHNIQUES**

138-144 Petherton Road, London, N.5  
Tel.: Canonbury 5896




*Hi Fi*  
HIGH FIDELITY

*Amplifier*



PF 91

The PF 91 amplifier, with the PF 91A remote control unit, is a versatile and practical combination for those who demand realism in sound reproduction from record players, tape recorders, microphones or radio tuners.



PF 91A

- ★ Built to proved mechanical and electrical engineering standards and suitable for continuous use even under tropical conditions.
- ★ Frequency range substantially flat over entire audible range of 20-20,000 cycles per second, up to 12 watts output.
- ★ Excellent oscillatory transient response because of balanced response characteristic from 2 cycles per second to 160,000 cycles per second.
- ★ Low noise level.
- ★ High damping factor.
- ★ Very low harmonic and intermodulation distortion.

**MODEL PF91**  
**28 GNS**  
**MODEL PF91A**  
**12 GNS**

4ft. extension cable available free of charge



Introducing  
**THE** *Goldring*



## VARIABLE-RELUCTANCE PICK-UP CARTRIDGE No. 500

with twin styli for standard and L.P. records

*A new and spectacular advance in the realm of High Quality disc-record reproduction!*

Featuring —

Easily replaceable sapphire styli.  
 Low playing weight—6 to 8 grams.  
 Frequency response 15-20,000 cps.

Very low dynamic mass and high compliance.  
 Output 3mV per cm/sec.  
 Suitability for use in all climates.

*Designed specifically for applications requiring the highest attainable fidelity.*

FOR FULL TECHNICAL DETAILS WRITE TO:

**THE GOLDRING MANUFACTURING CO. (GT. BRITAIN) LTD.**  
 49-51a DE BEAUVOIR ROAD, LONDON, N.1 Telephone: CL1ssold 3434

### POLYTHENE H. F. EQUIPMENT

(AMBYTHENE BRAND)

COIL FORMERS  
 CHOKES  
 STAND-OFFS  
 FEED-THROUGHS

Send for particulars and Samples

**AMPLEX APPLIANCES (KENT) LTD.**

19 DARTMOUTH ROAD, HAYES, BROMLEY, KENT

(RAVensbourne 5531)

All export enquiries to

ANTEX LTD., 3, TOWER HILL, LONDON, E.C.3

## BELCLERE

MINIATURE

### STANDARD INPUT TRANSFORMER



Small, efficient, low priced, size 1in. x 3/4in. x 3/4in. overall as illustrated. Uses: For coupling inputs of 3-150 ohms to normal type pentode valves. Specification: Ratio 1-50, Primary 3.5 ohms. Secondary inductance 160 H. at 1,000 c.p.s. Range 6 1/2 octaves ± 2 db. Finish varnish dip, encapsulated block or mu-metal screening can. Quick delivery—low price—maximum efficiency

**JOHN BELL & CROYDEN 117 HIGH STREET, OXFORD**

Telephone: 47072.

Cables: Belclere, Oxford.

ALWAYS 'FIT'



TYPE SP/OC



TYPE SP/OA



Two-piece slide TYPE B



Three-piece slide Nylon Roller TYPE G

We also make Castors with wheels up to 46 dia. and loads up to 30 TONS EACH

Engineers, Patentees and Sole Manufacturers

**AUTOSET (PRODUCTION) LTD., DEPT. 4., STOUR ST., BIRMINGHAM EDG 1143 (3 lines). ESTD. OVER 30 YEARS**

# PREMIER RADIO CO.

B. H. MORISS & CO. (RADIO) LTD. EST. 40 YRS.

(Dept. W.W.) 207 EDGWARE RD., LONDON, W.2. Tel.: AMBassador 4033 & PADdington 3271

MAY BE  
BUILT FOR  
**£31.19.7**  
Including all valves  
plus cost of CRT



THE COMPLETE TELEVISOR IS SAFE TO HANDLE, BEING COMPLETELY ISOLATED FROM THE MAINS BY A DOUBLE WOUND MAINS TRANSFORMER. ALL PRESET CONTROLS CAN BE ADJUSTED FROM THE FRONT, MAKING SETTING UP VERY SIMPLE.



## THIS MODEL OF THE PREMIER TELEVISOR FITTED WITH CATHODE RAY TUBE T901 MAY BE SEEN ON THE ENGLISH ELECTRIC COMPANY'S STAND No. 85

Brief Technical Details are as follows:

20 valves (plus tube) Superhet Receiver, tunable from 40-68 Mc/s without coil or core changing. Wide Angle scanning Flyback EHT giving 14 kV, Duomag Focalsiser, permanent magnet focussing with simple picture centring adjustments, suitable for any wide angle Tube, may also be used with a 12in. Tube with very minor modifications.

**VISION CIRCUIT.** Common RF Amplifier, single valve frequency changer, two IF stages, Video Detector and Noise Limiter followed by special type of Video Output Valve. ALL COILS PRE-TUNED ASSURING ACCURATE ALIGNMENT AND EXCELLENT BANDWIDTH.

**SOUND CIRCUIT.** Coupling from anode of frequency changer, two IF stages, Double Diode Triode detector and first LF Amplifier, Diode Noise Limiter and Beam type Output Valve, feeding a 10in. Speaker. ALL COILS PRE-TUNED.

**TIME BASES.** 2 valve sync. Separator, giving very firm lock and excellent interlace.

**LINE TIME BASE.** Blocking Oscillator using a pentode driving a high efficiency output stage comprising Ferroxcube Cored Output Transformer with Booster Diode.

**FRAME TIME BASE.** Blocking Oscillator driving a Beam Output Valve coupled through a Transformer to the high efficiency FERROXCUBE Cored Scanning Coils.

**POWER PACK.** Double wound Mains Transformer supplying all L.T. and H.T. using two full-wave Rectifiers.

The Televisor may be constructed in 5 easy stages: (1) Vision, (2) Time Base, (3) Sound, (4) Power Pack, (5) Final Assembly. Each stage is fully covered in the Instruction Book, which includes layout, circuit diagrams and point-to-point wiring instructions.

The Instruction Book also includes full details for converting existing Premier Magnetic Televisors for use with modern wide angle tubes. All components are individually priced.

Instruction book 3/6, Post Free.

## PREMIER TELEVISOR CONSOLE CABINETS

For 14" and 17" Televisors

A handsome Walnut Cabinet that will be a fitting housing for a first-class Televisor.

Folding doors are fitted to cover the Cathode Ray Tube when not in use. A flap is provided which gives access to any preset controls on the front edge of the Chassis. A baffle board suitable for a 10in. Loudspeaker and all the necessary Tube and Chassis bearers are included. The overall dimensions of the Cabinets are the same: Height 38½in. Width 19in. Depth Top 19in. Depth Bottom 21in.

### TUBE ESCUTCHEONS

17in. White Moulded .....	21/- (pkg. & post 1/6)
17in. Bronze Moulded, complete with Protective Glass .....	48/- (pkg. & post 2/6)
14in. Black Moulded .....	7/6 (pkg. & post 1/-)
Dark Screen Filter suitable for 14in. Tube .....	21/- (pkg. & post 1/6)
Dark Screen Filter suitable for 16in. and 17in. Tubes .....	25/- (pkg. & post 1/6)
Polystyrene Mask for E.E.T.901 .....	45/4 (pkg. & post 2/6)
Rubber Ring (anti-Corona) for E.E.T.901 .....	6/8
Polystyrene Shroud for E.E.T.901 .....	6/2

PRICE **£13-10-0** PLUS 21/- PKG. & CAR. H.P. TERMS: DEPOSIT £4.10.0 & 12 MONTHLY PAYMENTS OF 16/11

TERMS OF BUSINESS: Cash with order or C.O.D. over £1. Please add 1/- for Post Orders under 10/-, 1/6 under 40/-, unless otherwise stated.

# PREMIER RADIO COMPANY

**WILLIAMSON AMPLIFIER KIT** 15 gns. plus 7/6 p.p.  
**H.P. Terms Dep. £5.5.0 & 12 m'thly p'ym'ts of 19/9**  
 This Kit is absolutely complete and all components are guaranteed exactly to author's specification.

**WILLIAMSON OUTPUT TRANSFORMER**  
 Author's Specification 3.6 ohms secondaries **£4.4.0**

**MAINS TRANSFORMER SP425A**  
 (Completely shrouded)  
 This Transformer has an additional 6.3v. 3A and is capable of supplying an extra 50mA for Pre-amp or Feeder Unit **£2.12.6**

**WILLIAMSON CHOKES**  
 12H 150mA Fully shrouded **19/6**  
 30H 20mA **11/9**

METERS  
 Large stocks available, a few of which are enumerated below:-

Full Scale Scale	External Deflection Length	Dimensions in. in.	Movement	
25A	1 1/2	2 1/2 round	R.F. Thermo	7/6
3.5A	1 1/2	2 1/2 x 2 1/2	R.F. Thermo	7/6
4A	1 1/2	2 1/2 x 2 1/2	R.F. Thermo	7/6
20A	1 1/2	2 1/2 round	M/C	8/6
40A	1 1/2	2 1/2 round	M/C	8/6
1.5mA	1 1/2	2 1/2 round		12/6
5 mA.	2	3 1/2 round		7/6
6mA.	2	3 1/2 round		16/9
50 mA.	1 1/2	2 1/2 x 2 1/2	M/C	7/6
20 V.	2	2 1/2 x 2 1/2	M/O	6/6
40 V.	1 1/2	2 1/2 x 2 1/2	M/O	8/6

**H.T. ELIMINATOR AND TRICKLE CHARGER KIT**  
 All parts to construct an eliminator to give an output of 120 volts at 29mA, and 2 volts to charge an accumulator. Uses metal rectifier, 37/6.

**POWER SUPPLY UNIT**  
 Incorporating output stage. Supplies an output of 250 volts at 80 mA. which is ample for the R1155 with the output stage. The Joco plugs for connecting the Power Pack to the Receiver are included. The 6V6 output stage complete with Output Transformer and 6in. speaker is built into the unit. Price £25/5/- plus 5/- packing and carriage.

**CORRECT ASPECT WHITE Rubber Mask—Round or Flat**  
 6in. **9/6** 16in. **22/6**  
 12in. **12/11**

**T.V. PRE-AMPLIFIER**  
 Amplifier Unit Type 208A using 2-VR91 valves suitable for operation on London frequency. Brand **19/6**  
 New. Plus 1/6 pkg. and carr.

## Build these NEW PREMIER DESIGNS

### ALL-DRY BATTERY PORTABLE RADIO RECEIVER



MAY BE BUILT FOR **£7.18.0** Plus 2/6 Pkg. and Carr.

4 miniature Valves in a Superhet Circuit covering medium and long waves. Rexine covered Cabinets 11 1/2 in. x 10 in. x 5 1/2 in. in two contrasting colours. With Grey Panel, or Blue with Grey Panel, please state choice when ordering. **THE SET MAY BE USED EVERYWHERE—home, office, car or holidays.** INSTRUCTION BOOK, 1/6 (Post Free) which includes Assembly and wiring diagrams, also a detailed Stock List of priced components.

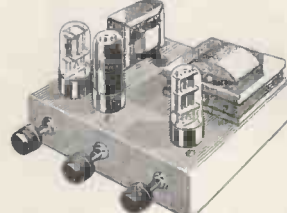
### TRF RECEIVER



MAY BE BUILT FOR **£5.15.0** Plus 2/6 Pkg. & Carr.

The circuit is the latest type TRF using 3 valves and Metal Rectifiers for operation on 200/250 A.C. mains. Wave band coverage is 180/550 metres on medium wave and 800/2,000 metres on long wave. The dial is illuminated and the Valve line-up is 6K7 H.F. Pentode 6I7 Detector and 6V6—Output. The attractive Cabinets to house the Receiver size 12in. long, 6 1/2 in. high, 5 1/2 in. deep, can be supplied in either WALNUT or IVORY BAKELITE or WOOD INSTRUCTION BOOK 1/- (post free) which includes Assembly and wiring diagrams, also a detailed Stock List of priced components.

### 4-WATT AMPLIFIER



MAY BE BUILT FOR **£4.10.0** Plus 2/6 Pk. & Carr.

Valve line-up 6SL7, 6V6 and 6X5. FOR A.C. MAINS 200/250 VOLTS. The twin triode 6SL7 is used for preamplification and also for a comprehensive tone control circuit, which includes two very wide range and continuously variable tone controls for bass and treble. The output Valve is of the beam type and feeds 4 watts into a specially designed output Transformer which is suitable for either 3 ohm or 15 ohm Speakers. Negative feed-back is applied from the secondary of the output Transformer over the whole Amplifier to the input stage giving an excellent frequency response. Due to the high gain and wide range tone controls any type of pick-up may be used. Overall size 9 x 7 x 5 1/2 in. Price of Amplifier complete, tested and ready for use, £25/5/- plus 3/6 pkg. and carr.

INSTRUCTION BOOK, 1/- (Post Free) which includes Assembly and wiring diagram, also a detailed Stock List of priced components.

### DECCA MODEL 33A DUAL SPEED RECORD PLAYER

Includes crystal pick-up with sapphire stylus and a light-weight plastic spring balanced arm. Heavy gauge pressed steel case with brown enamel finish in good quality for operation on A.C. mains 200/250 v. 50 c.p.s. Supplied complete with single head (either standard or long playing). **£4.19.6** Extra. Head can be supplied. Plus pkg. and carr. 5/-.

### ANOTHER SENSATIONAL BUY!

A Three-Speed Automatic Record Changer made by World-famous manufacturer offered at 25 per cent. below the list price. The Unit designed to play 12in., 10in. and 7in. Records intermixed in any order at 33, 45 or 78 r.p.m. Capacity 10 records. New reversible dual stylus. Crystal Pick-up has extended frequency range to 10,000 c.p.s. Self-compensated for the L.P. lower frequencies with the Turnover frequency at the correct point. An essential feature is the simplicity of design. For use on 100/125-200/250 volts 50 cycles A.C. mains.



**LIMITED QUANTITY ONLY** Plus packing and carriage 5/- **£10.10.0**  
**BRAND NEW, guaranteed and in manufacturer's orig. carton.** LIST PRICE £16.10.0.

### MINIATURE TUNING CONDENSERS

2-gang .0005 mfd. with trimmers. **6/9**

### PREMIER VARIABLE IMPEDANCE "MATCHMAKER" M.O.15 OUTPUT TRANSFORMER

Designed to meet the demand for an efficient variable ratio Output Transformer 11 ratios from 13:1 to 80:1 all centre tapped and can be used to match any output valves either single or push-pull Class "A" "AB1" "AB2" or "B" to any low impedance speech coil or combination thereof. Primary Inductance 50 henries 15 watts and 100 mA. Price 45/-.

### LOUDSPEAKERS

ELAC—2 1/2 in. dia., Moving Coil, 15 ohm Imp.	15/-
PLESSEY—3 in. dia., Moving Coil, 3 ohms Imp.	9/11
ELAC—3 1/2 in. dia., Moving Coil, 3 ohms Imp.	15/-
GOODMANS—5 1/2 in. dia., Moving Coil, 3 ohms Imp.	15/6
ELAC—8 in. dia., Moving Coil, 3 ohms Imp.	19/6
PLESSEY—8 in. dia., Mains Energised, 3 ohms Imp. (600 ohms field) with Pentode Transformer	22/6
PLESSEY—8 in. dia., Mains Energised, 3 ohms Imp. (600 ohms field)	19/6
PLESSEY—10 in. dia. Moving Coil, 3 ohms Imp.	23/6
GOODMANS—12 in. dia., Moving Coil, 15 ohms Imp.	£3/8
VITAVOX—K12/P20 12 in. dia., Moving Coil, 15 ohms Imp.	£11/11

Plus 5/- packing and carriage.

### SPECIAL OFFER

**A 12in. TRUVOX P.M. SPEAKER** (8-3 ohm Voice Coil) For only **47/6**  
 These are brand new in Maker's Cartons Plus 2/6 Pkg. and Carr.

### ACCUMULATORS

2 volt 10 amp. (by famous maker) **4/11**  
 2 volt 16 amp. **5/11**

### MOVING COIL METER

A super quality Moving Coil Meter basic movement 2 mA. and 4 mA. Scale dimension 2 1/2 in. Overall dimensions 2 1/2 in. dia. 1 1/2 in. deep. Bakelite Case projecting type. At present scaled 1 amp. R.F. By removing thermo couple reversing scale and recalibrating the meter, a high grade test instrument with any range above the basic F.S.D. may be built up. Price 2 mA., 5/9, 4 mA., 4/9.

### MICROPHONES

LUSTRAPHONE: Moving Coil; High Impedance. Stand Type: £5/15/- Hand Mice £26/6/-.  
 RONETTE—Crystal Mike Incorpor. the Filter Coil Insert; High Imp. Ball Type, £3/19/6.  
 CRYSTAL MICROPHONE—Rothermel 2AD56. Especially recommended. £2/19/6. Table stands for all the above 10/6 and 17/6.  
 ACOS. High Impedance Crystal Microphone, type 35-1, 25/-.  
 ACOS. High Impedance Crystal Microphone, type 33-1, £2/10/-.  
 ACOS. MIC 30' Impedance Crystal Microphone £2/10/-.  
 (This Microphone can be used as either Hand or Desk type.)

### CRYSTAL MICROPHONE

An entirely insulated crystal microphone which can be safely used on A.C./D.C. amplifiers. High Impedance. No background noise, really natural tone. The ideal Mike for tape, wire and sound projectors, price 22/6.

### MAINS NOISE ELIMINATOR KIT

Two specially designed chokes with three smoothing condensers with circuit diagrams. Cuts out all mains noise. Can be assembled inside existing receiver, 4/11. plus 6d. pkg. and carr.

Germanium Crystal Diodes. G.E.C. wire ended, 2/6-24/- doz.



# PREMIER RADIO COMPANY

## Limited supplies of C.R. TUBES

**VCR517C**  
6 1/2 in. picture. This tube is a replacement for the VCR97 and VCR517. Guaranteed full size picture.  
Price 35/-. Plus 2/6 pkg., carr., ins.

**VCR516**  
9 in. bino picture. Heater volts 4 Anode 4 Kv. In manufacturer's original carton. £3/19/6. Plus 5/- pkg., carr., ins.



ALL BRAND NEW

## QUALITY CRYSTAL PICK-UP ROTHERMEL TYPE U48 26/-

Plus 1/6 Pkg. and Carr.

## CABINETS—PORTABLE

**Model PC/1**  
Brown Rexine covered. 22/6  
Overall dimensions 15 1/2 in. x 19 1/2 in. x 5 in.  
Clearance under lid when closed 2 1/2 in.

**Model PC/2**  
Grey Lizard Rexine covered. 45/-  
Overall dimensions 15 in. x 13 in. x 6 in.  
Clearance under lid when closed 2 1/2 in.

**Model PC/3**  
Rexine type covering in various cols. 69/6  
Overall dimensions 16 1/2 in. x 14 1/2 in. x 10 1/2 in.  
Clearance under lid when closed 3 1/2 in.

All the above Cabinets are supplied with Panel, Carrying Handle and Clips.  
Packing and Postage 2/6.

## PREMIER MAINS TRANSFORMERS

All primaries are tapped for 200-230-250 v. mains 40-100 cycles. All primaries are screened.

SP175B, 175-0-175, 50 mA., 4 v. @ 1 a., 4 v. @ 2-3 a. 15/-

SP350A, 250-0-250, 100 mA., 5 v. @ 2-3 a., 6.3 v. @ 2-3 a. 21/-

SP352, 350-0-350, 150 mA., 5 v. 2-3 a., 6.3 v. 2-3 a., 6.3 v. 2-3 a. 30/-

SP501, 500-0-500, 150 mA., 4 v. @ 2-3 a., 4 v. @ 2-3 a., 4 v. @ 2-2 a., 4 v. @ 3-5 a. 37/-

SP501A, 500-0-500, 150 mA., 5 v. @ 2-3 a., 6.3 v. @ 2-3 a., 6.3 v. @ 2-3 a. 40/-

SP425A, 425-0-425, 200 mA., 6.3 v. @ 2-3 a., 6.3 v. @ 3-5 a., 5 v. @ 2-5 a. 52/6

250-0-250, 80 mA., 6.3 v. @ 4 a., 5 v. @ 2 a. 19/6

350-0-350, 80 mA., 6.3 v. @ 4 a., 5 v. @ 2 a. 19/6

200-230-250 output 3 v.-30 v. @ 2 a. 17/6

## RECTIFIERS

E.H.T. Pencil Type S.T.C.		
Type K3/25	650 v. 1 mA.	4/7
" K3/40	3.2 kV. 1 mA.	6/-
" K3/45	3.6 kV. 1 mA.	8/2
" K3/50	4 kV. 1 mA.	8/8
" N3/160	12 kV. 1 mA.	21/6
H.T. Type S.T.C.		
Type RM1	125 v. 60 mA.	4/-
" RM2	125 v. 100 mA.	4/6
" RM3	125 v. 125 mA.	5/8
" RM4	250 v. 250 mA.	18/-
L.T. Type Full Wave		
6 v. 1 amp.		4/-
12 v. 1 amp.		8/-
12 v. 2 amp.		10/9
12 v. 4 amp.		15/-

## BATTERY CHARGERS

200-250 v. A.C. Will charge 2 v., 6 v. and 12 v. Car Battery at 1 amp. Housed in strong metal casing. Finished in Green hammered enamel. Size: 6 in. long, 3 1/2 in. wide, 3 1/2 in. high. Guaranteed 12 mths. The above unit is manufactured by PREMIER and does not contain Ex-Govt. components. Plus 2/6 post and pkg. **39/6**



## BATTERY CHARGER KITS

All incorporate metal rectifiers. Transformers are suitable for 200/250 v. A.C. cycle mains.

2002 Charges 6 volt accumulator at 1 amp. Resistance, supplied to charge 2 v. accumulator 19/6  
2004 Charges 2, 6 and 12 v. accumulators at 1 amp. 22/6

## ALUMINIUM CHASSIS 18 s.w.g.

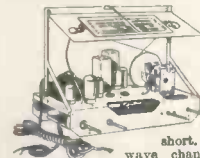
Substantially made from Bright Aluminium, with four sides:

7 x 5 1/2 x 2 in.	4/-	10 x 9 x 3 in.	7/-
7 x 3 1/2 x 2 in.	3/9	12 x 10 x 3 in.	7/9
9 1/2 x 4 1/2 x 2 in.	4/8	14 x 10 x 3 in.	7/11
10 x 8 x 2 1/2 in.	5/6	16 x 10 x 3 in.	8/3
12 x 9 x 2 1/2 in.	7/-	16 x 8 x 2 1/2 in.	8/-
14 x 9 x 2 1/2 in.	7/6		

## ALUMINIUM PANELS 18 s.w.g.

7 x 6 in.	1/3	7 x 4 in.	1/-
9 1/2 x 6 in.	1/8	9 1/2 x 4 in.	1/5
10 x 9 in.	2/2	10 x 7 in.	1/11
12 x 9 in.	2/8	12 x 7 in.	2/5
14 x 9 in.	3/2	14 x 7 in.	2/11
16 x 9 in.	3/8	16 x 7 in.	3/5
20 x 9 in.	4/8	20 x 7 in.	4/5
22 x 9 in.	5/2	22 x 7 in.	4/11

## LIMITED SUPPLIES OF 5-VALVE SUPERHET RADIO RECEIVER CHASSIS



Built to high standards ensuring quality reception. Specifications—**5 VALVE LINE-UP: 7B7, 7B7, 7C6, 7C5, 7Y4, 3 WAVEBANDS.** Long, medium and short. **CONTROLS:** Tuning, wave change, volume tone control on/off Gram Position on Switch. Pick-up and Extension Speaker Sockets incorporated. For use on 200/250 A.C. mains. **DIMENSIONS:** Length 14 1/2 in., height 1 1/2 in., width 6 1/2 in. Distance between controls, left to right from edge of chassis: 1 in. 3 in., 6 1/2 in., 3 in. Plus 5/- pkg., carr., ins. **£7.19.6**

## STOP PRESS

The above Chassis with 6 1/2 in. Speaker, Output Transformer and Walnut Cabinet. **£10.19.6**  
Plus pack- ing and carriage 7/6.

## Famous Manufacturer's Surplus of ANTI-INTERFERENCE AERIALS offered at a fraction of original cost

The aerial is designed for reception of long, medium and short waves, with an ordinary or communications receiver, having an input impedance greater than 1,000 ohms long/medium waves and 150 ohms short waves. The installation discriminates against locally generated electrical interference, especially on the short wave bands. The equipment enables the installation of an E.S. Meis fixed-tuned dipole which operates as a "T" aerial on medium and long waves. The aerial and receiver transformers are intended to be interconnected with a 70 ohms co-axial cable.

## COMPONENT PARTS

Aluminium Aerial Transformer Assembly. Comprising one each: Aluminium transformer, transformer clip, Rubber sucker, 1/2 in. x 1/2 in. brass screw, 4AB x 1/2 in. brass bolt, 4BA nut. Receiver Transformer. Complete with Insulators, clips, etc.; Porcelain Insulators, 2 each, 60t. Insulated Aerial Wire, 60t. Screened Co-Axial Down lead. Installation instruction leaflet included. **LESS CO-AXIAL CABLE & AERIAL WIRE, 15/-, plus 1/6 pkg. and carr. COMPLETE 35/-, plus 1/6 pkg. and carr.**

# The New

## "PREMIER PORTABLE"

# TAPE RECORDER

USING THE NEW LANE 2 SPEED TAPE UNIT MARK 6

COMPLETE **39** GNS CASH


Packing & Carriage 1 gn.

(Including Reel of Scotch Boy Tape and Microphone)

or Complete Kit including All Parts, Valves, Speaker Cabinet, Tape Unit, Reel of Scotch Boy Tape, Rewind Spool and Microphone at **£37.4.0** plus pkg. & carr. 15/-.

## SPECIFICATION

- ★ TWO SPEEDS 7 1/2 in. AND 3 1/2 in.
- ★ 7 VALVE HIGH QUALITY AMPLIFIER
- ★ THREE SPECIALLY DESIGNED RECORDING MOTORS
- ★ INDEPENDENT TREBLE AND BASS CONTROLS
- ★ 1,200ft. TAPE REELS PROVIDING PLAYING TIMES OF 1 HR. AND 2 HRS.
- ★ MAGIC EYE RECORD LEVEL INDICATOR
- ★ DROP IN TAPE LOADING
- ★ AMPLIFIER MAY BE USED FOR RECORD REPRODUCTION OF HIGH QUALITY
- ★ EASY FORWARD OR REWIND WITHOUT REMOVING TAPE
- ★ COMPARTMENT FOR HOUSING MICROPHONE
- ★ ONE KNOB DECK OPERATION
- ★ SPECIALLY DESIGNED MICROPHONE BY A LEADING MANUFACTURER



## H.P. TERMS

Deposit £13.13.0 and 12 monthly payments of £2.11.2

## SEPARATE UNITS CAN BE SUPPLIED AS LISTED BELOW:—

- Amplifier (built, wired and tested with Speaker), £14/15/-, plus postage and carriage 7/6.
- Hire purchase terms, Deposit £4/18/4 and 12 monthly payments of £1/4/7.
- Amplifier Kit (including speaker), £11/-, plus packing and carriage 5/-.
- New Lane 2 speed Tape Unit Mark 6, £18/10/-, plus packing and carriage 7/6.
- Hire purchase terms, Deposit £6/3/4 and 12 monthly payments of £1/10/10.
- Portable Cabinet (Rexine covered), £4/19/6, plus postage and carriage 5/-.
- Microphone, £2/19/6, plus postage and carriage 1/-.
- Reel Scotch Boy Tape MC2-111 (1,200ft.), £1/15/-, plus packing and carriage 1/-.
- Instruction Booklet, 2/6. Post free.

# THE MONARCH

lasts a lifetime!



## 500,000 CHANGES WITHOUT A FAULT

A radiogram manufacturer reports that the Monarch mechanism, using a special test disc, performed 500,000 changes without developing a fault.

This amounts to something like a lifetime of normal use.

Because the Monarch automatic record changer is a scientifically designed precision built instrument, leading radiogram and record player manufacturers install it as standard equipment. The excellent high fidelity performance makes this compact and streamlined unit famous for every modern gramophone use throughout the world.



*The world's finest and most  
wanted auto-changer.*

*Write for complete details.*

## TEN RECORD FEATURES

- 1 Plays 10 mixed diameter records at 33, 45 or 78 r.p.m.
- 2 The unique "Magidisk" automatically selects 7in., 10in. and 12in. discs.
- 3 Pick-up returned and motor switched off after last record.
- 4 Extended frequency range dual sapphire styli pick-up.
- 5 Simple unit control "ON," "OFF," "REJECT" and record speed switch.
- 6 Fitted anti-acoustic feedback suspension springs.
- 7 Compact overall dimensions ideal for radiogram or T.V. console.
- 8 Turntable rim drive by vibration damped induction motor eliminating rumble and "wow."
- 9 10in. diameter heavy steel recessed turntable with rubber mat.
- 10 Beautifully styled smooth, modern lines; faultless finish.

**BIRMINGHAM SOUND REPRODUCERS LIMITED, OLD HILL, STAFFS.**

# Wireless World

RADIO, TELEVISION  
AND ELECTRONICS

44th YEAR OF PUBLICATION

Managing Editor: HUGH S. POCKOCK, M.I.E.E.

Editor: H. F. SMITH

SEPTEMBER 1954

## In This Issue

EDITORIAL COMMENT .. .. .	409
THE TELEVISION ACT .. .. .	410
WORLD OF WIRELESS .. .. .	411
V.H.F. BROADCASTING—B.B.C. PLANS .. .. .	415
21st NATIONAL RADIO SHOW .. .. .	416
GUIDE TO THE STANDS .. .. .	418
HIGH-QUALITY SOUND REPRODUCER .. .. .	430
COMBINATION FM/AM RECEIVERS. By <i>G. H. Russell</i> .. .. .	431
COLOUR TELEVISION TESTS. By <i>J. Franklin</i> .. .. .	436
LETTERS TO THE EDITOR .. .. .	437
FURTHER EDUCATION .. .. .	438
FERRITE ROD AERIALS. By <i>W. A. Everden</i> .. .. .	440
FILTERS WITHOUT FEARS—2. By <i>Thomas Roddam</i> .. .. .	445
ULTRASONIC DEVELOPMENTS .. .. .	448
MEASURING SMALL VOLTAGE CHANGES. By <i>J. P. Salter</i> .. .. .	451
TRANSFORMERS—FOR LOW AND HIGH FREQUENCIES. By " <i>Cathode Ray</i> " .. .. .	454
SHORT-WAVE CONDITIONS .. .. .	458
NEON TIMERS. By <i>B. T. Gilling</i> .. .. .	459
TRAINING IN TELEVISION SERVICING. By <i>G. N. Patchett</i> .. .. .	461
MODERN AIRFIELD RADIO .. .. .	463
COMPACT GRID-DIP OSCILLATOR. By <i>G. P. Anderson</i> .. .. .	465
MANUFACTURERS' PRODUCTS .. .. .	467
RANDOM RADIATIONS. By " <i>Diallist</i> " .. .. .	468
UNBIASED. By " <i>Free Grid</i> " .. .. .	470

PUBLISHED MONTHLY (last Monday of preceding month) by ILIFFE & SONS LTD., Dorset House, Stamford Street, London, S.E.1. Telephone: Waterloo 3333 (60 lines). Telegrams: "Ethaworld, Sedist, London." Annual Subscription: Home and Overseas, £1 7s. 0d. U.S.A. \$4.50. Canada \$4.00. BRANCH OFFICES: Birmingham: King Edward House, New Street, 2. Coventry: 8-10, Corporation Street. Glasgow: 26B, Renfield Street, C.2. Manchester: 260, Deansgate, 3.



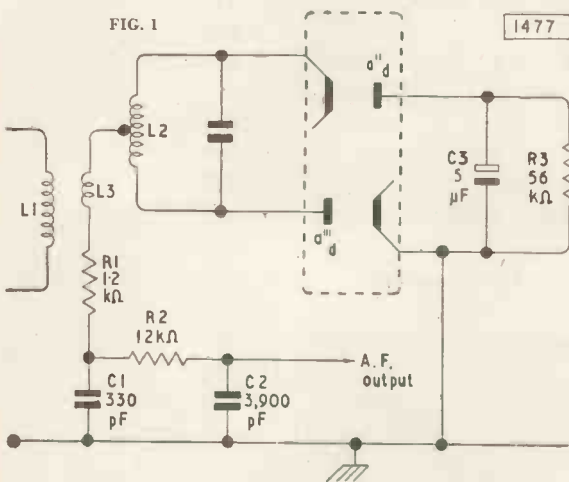


# VALVES, TUBES & CIRCUITS

## 21. DETECTION IN F.M./A.M. RECEIVERS

For the detection of frequency modulated signals it is necessary to convert frequency changes into amplitude changes and to recover the intelligence contained in the original signals from the amplitude modulated carrier. The method most widely used for this purpose employs a form of phase discriminator known as the ratio detector. The particular advantage of the ratio detector is its excellent suppression of any amplitude modulation which may be present on the F.M. carrier as a result of noise or variations of gain in the earlier stages of the receiver. This type of circuit has good sensitivity and eliminates the expense of providing additional limiting stages.

A typical form of ratio detector circuit is shown in Fig. 1, and it will be noted that two diodes with independent cathode connections are necessary. The Mullard EABC80 is recommended for use in this type of circuit. This valve is a combined triple diode and voltage amplifying triode, with a heater rating of 6.3V, 0.45A, and it is mounted on the B9A (noval) base. One diode (a''d) is provided with a separate cathode (pin 3), the other two diodes and the triode sharing a second cathode (pin 7). The ratio detector circuit employs two of the diodes (a''d and a''d) which have low impedances (about 200Ω) whose ratio never exceeds 1.5. The other diode (a'd) is suitable for use in A.M. reception as a conventional detector and generator of A.G.C. voltage. The triode section is designed to be used as an audio amplifier following the detector during both F.M. and A.M. reception. Its electrical characteristics are similar to the triode section of the Mullard EBC41.

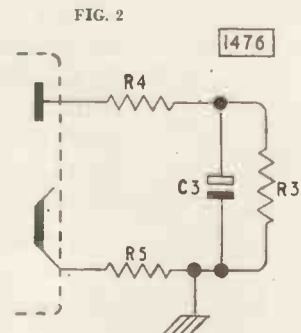


In the circuit illustrated, the primary winding L1 of the ratio filter is in the anode circuit of the final I.F. valve. The secondary coil, L2, is tuned to the intermediate frequency (10.7 Mc/s). The voltages in the two halves of L2 have a 180° phase difference, and their magnitudes depend upon the sweep frequency of the F.M. signal. The tertiary winding, L3, consisting of a few turns wound over the anode end of the primary, matches the anode circuit of the preceding I.F. stage into the diode circuit.

The ratio detector can take the form of a balanced circuit in which two equal capacitors are placed across the load resistor, R3, and their common connection taken to earth. In Fig. 1 the unbalanced type of circuit is given. Here only one capacitor, C1, has been retained, from which the audio output is taken. The 5μF electrolytic capacitor, C3, is then necessary to stabilise the voltage across R3.

The value of load resistance (56kΩ) is a compromise between that required for optimum gain and the necessary A.M. suppression. Good A.M. suppression is also achieved by using a relatively high resistance, 1.2kΩ, in series with the tertiary coil. Further increase in the value of load resistance (say, to 68kΩ), whilst resulting in larger output voltage, requires more satisfactory balancing in the preceding circuit in order to keep the rejection of A.M. to an acceptable value. Thus a trimmer capacitor could be connected from the centre-tap on the secondary to earth, and a small series resistance included in the lead from the centre-tap to the tertiary coil L3. These modifications will lead to a considerable improvement in suppression and some increase in sensitivity, but the preliminary adjustments to the trimmer are much more involved.

As a further refinement, some suppression can be sacrificed by connecting the stabilising capacitor across only a part of the total diode load (Fig. 2). With suitable values for R4 and R5 the suppression will depend to a much smaller extent on spreads in the forward resistance of the diodes and on variations in the amplitude.



Reprints of this advertisement together with additional notes may be obtained free of charge from the address below.



MULLARD LTD., Technical Service Department, Century House, Shaftesbury Avenue, W.C.2



*We see to it...*



are more reliable than **EVER!**

Rigid control of production processes, a ready acceptance of improved manufacturing techniques, and continual vigilance in the analysis and selection of raw materials ensure that every BRIMAR valve will do its job more efficiently . . . more reliably.

Modern manufacturing methods backed by an intensive research and development organisation enable BRIMAR to anticipate and meet the changing demands of the radio and electronic Industries. There is bound to be a BRIMAR valve to exactly meet YOUR specification.



*now is the time  
to **BRIMARIZE!***

The 12AT7 is a very reliable frequency changer and is widely used in modern TV receivers, VHF and UHF communications equipment. It is also frequently employed in industrial equipment, computers, navigational aids and test equipment.



BRIMAR	MULLARD	MARCONI OSRAM	COSSOR EMITRON
12AT7	ECC81	B152 & B309	12AT7

*Standard Telephones and Cables Limited*  
FOOTSCRAY, KENT. FOOTscray 3333







Use the **BRIMAR**  
**12AT7**

with improved performance  
at  
**NO EXTRA COST**

# Bring your equipment up to date with **ACOS** REPLACEMENT PICK-UP HEADS

If you already own a fine radiogram or record-player you now have the opportunity of rejuvenating it—of bringing it right up to date for a quite modest sum. Acos Hi-g crystal pick-ups are now available in a range of specially designed "plug-in" models to suit most famous

makes of record reproducing equipment. These Acos "Hi-g" pick-ups, you will find, represent a truly phenomenal advance in pick-up design—with regard to both reproduction and tracking characteristics (so important with many of the new microgroove recordings). Ask your Dealer!

<p><b>MODEL</b></p> <p><b>HGP 33-1 &amp; HGP 37-1 Collaro</b></p>		<p><b>HGP 33-1 Collaro.</b> A Hi-g pick-up head incorporating the HGP 33-1 turnover cartridge for both standard and microgroove records. Will fit Collaro units RC 532; AC 534; AC3/534; 3/RC 532; and the Studio pick-up.</p> <p><b>HGP 37-1 Collaro.</b> A Hi-g pick-up head incorporating the HGP 37-1 turnover cartridge with cantilever sapphire styli. Designed for both standard and microgroove records. Will fit the above mentioned Collaro units.</p> <p>Both models available in cream or walnut. Ask for Data Sheets No. 4700 and 4800.</p>
<p><b>HGP 33-1 &amp; HGP 37-1 Garrard</b></p>		<p><b>HGP 33-1 Garrard.</b> Hi-g pick-up head incorporating the HGP 33-1 turnover cartridge for both standard and microgroove records. Will fit Garrard units RC 75M; RC 80M; RC 90; RC 111; Model TA.</p> <p><b>HGP 37-1 Garrard.</b> A Hi-g pick-up head incorporating the HGP 37-1 turnover cartridge with cantilever sapphire styli. Designed for both standard and microgroove records. Will fit the above mentioned Garrard units.</p> <p>Ask for Data Sheets No. 4700 and 4800.</p>
<p><b>HGP 39-1</b></p>		<p>Hi-g pick-up heads incorporating cantilever sapphire styli. Separate heads for standard and microgroove records. Will fit the Acos GP 20 pick-up arm and the Garrard C type adaptor. Used on the following Garrard units: RC 72A; RC 75A; RC 80; and the model M unit. Can be used on any units which at present use the GP 19 heads.</p> <p>Ask for Data Sheet No. 4400.</p>
<p><b>HGP 35-1</b></p>		<p>Separate plug-in type Hi-g heads for standard and microgroove records; fitted with cantilever sapphire styli. The crystal unit is identical to that of the HGP 39-1 above. Can be used on Garrard units RC 75M; RC 80M; RC 90; RC 111; and the TA player.</p> <p>Ask for Data Sheet No. 4000.</p>
<p><b>HGP 41-1</b></p>		<p>Separate Hi-g plug-in type heads for standard and microgroove records incorporating the crystal unit as used in the HGP 39 pick-up head. Will fit Collaro units RC 532; AC 534; AC3/534; 3RC 532. Available in cream or walnut.</p> <p>Ask for Data Sheet No. 4500.</p>
<p><b>HGP 45</b></p>		<p>Separate Hi-g pick-up heads for either standard or microgroove records. The crystal unit is identical to that used in the HGP 39-1 head. Will fit Garrard units RC 80; RC 72A; RC 75A; and the Model M player. Can be used on any unit which at present uses the Garrard C adaptor with GP 19 heads.</p> <p>Ask for Data Sheet No. 4600.</p>



**PRICE 32/6 (plus 10/5 P.T.)** for all types except HGP 39 models which are **32/- (plus 10/3 P.T.)**

*... always well ahead*

ACOS devices are protected by patents, patent applications and registered designs in Great Britain and abroad.

**STAND No. 44**  
RADIO SHOW  
EARLS COURT




# "BELLING - LEE" NOTES

## A New Multi-Element Array


On the "Belling-Lee" stand at Earls Court there will be seen for the first time, the broadside array illustrated below.

Recently we were asked to provide a good picture in a location surrounded by the hills of South Wales. There was a poor signal and several ghosts. We arranged for the erection of a double 3-element array, comprised of two "Junior Multirods" spaced a half-wave length apart. With this arrangement you can expect a theoretical gain of 3 dB over a



single "Junior Multirod" or in micro-volts, about half as many again. As the erection was something of a problem the aerial was tried out on the ground, and right away the ghosts had gone. When properly installed, the customer wrote to say that they now enjoyed a marvellous picture, black and white instead of grey. It is well worth pointing out that we could have obtained the same gain with quarter-wave spacing and consequently a smaller and more manageable array, but the half-wave spacing gives a truly remarkable front-to-back ratio, which in turn greatly reduces unwanted signals.

The installation of this rather difficult aerial was in the capable hands of Mr. G. R. Silverthorne, Radio House, Abergavenny, who is to be congratulated on a really fine job.



"Telefilter"

This is the name given to a miniature flex lead suppressor designed to be fitted in the lead of a small domestic appliance for the abatement of interference to television. As it contains chokes, its application is limited to appliances taking not more than 2 amps. It does not suppress at broadcast frequencies unless used with a plug suppressor such as L.1308.

The "Telefilter" is also available moulded into a lead with which an appliance could be wired.

## Aircraft Fuselink

This new fuselink L.1330 has been specially developed for use on 30 V circuits and is being manufactured in ratings from 35 amp. to 275 amp. It is very light



in weight and is intended for direct bus-bar mounting, thus obviating the use of a holder with its cost and weight. It is expected to be explosion proof, and tests in this respect are still being carried out.

This type of fuse-link is already in service on considerable numbers of American aircraft and is expected to go into service very shortly on the Vicker's Viscount and other British-made aircraft. A.R.B. and Ministry of Supply approval is being sought. It is interchangeable with the American types and is, as far as we know, the only one of its kind manufactured on this side of the Atlantic, and therefore should be a dollar saver.

Advertisement of  
**BELLING & LEE LTD.**  
Great Cambridge Rd., Enfield, Middx.  
Written 20th July, 1954.

# ACHIEVEMENT



in  
*Fuse-Link*  
*Construction*

**T**HE unique internal soldering technique, employed in the manufacture of "Belling-Lee" standard fuse-links, bonds caps, element and glass into one unit. The risk of caps becoming loose is minimised, and a 100% fuse-link can only be rendered useless by breaking the glass, or by blowing in service.

Improvement in electrical performance is achieved by setting the wire element on the diagonal, which enables it to be more accurately tensioned, thus ensuring that the fusing currents will be kept within "close limits". This new method of construction applies only to ratings from 500 mA up to 25 A. Lower ratings, down to 60 mA, are however, available.

Designed to blow within 10 sec. on a steady a.c. or d.c. 100% overload.  
List No. L1055/Rating. Size 1½" x 1"

- More consistent electrical and mechanical performance
- Caps, element and glass held as one—no cement to deteriorate, no solder blobs
- Caps permanently fixed
- Rating coded on caps

All "Belling-Lee" fuse-links undergo full inspection, and blowing tests are constantly carried out on sample batches.

Please write for catalogue P.347/W.W.

**BELLING & LEE LTD**  
GREAT CAMBRIDGE RD., ENFIELD, MIDDX. ENGLAND



Typical of the Ekcovision range is this 14" aluminised-tube table model incorporating Ekcovision Turret Tuning, Full Automatic Picture and Sound Control and Optical Filter. Handsome cabinet in walnut veneers. AC/DC mains.

**MODEL T221**  
**66 GNS.**  
Tax Paid.

**GOOD LOOKING** See for yourself the clear brilliant pictures on Ekcovision. And notice the many picture-improving refinements of this fine range of 14", 15" and 17" receivers. Choose for the future, too! Ekcovision 13-channel Turret Tuning is already incorporated in some models, and can be fitted at any time in others for easy, efficient reception of the Alternative Programmes as and when they become available in your locality.

**GOOD LISTENING** Hear and enjoy the wonderful fidelity and

depth of sound of Ekco radio. You will find there are models of every size and price for your listening pleasure.

**GOOD VALUE** Every receiver, Vision and Radio, is backed by outstanding Ekco quality-engineering and utmost reliability. Distinctive in design and performance, these receivers offer you exceptional *value-for-money!* Your Registered Ekco Dealer can offer you expert Ekco 'Sales and Service' and will see that you get full and lasting satisfaction from the receiver you choose.

# EKCO

vision and radio

NATIONAL RADIO SHOW STAND 92



E. K. COLE LTD., SOUTHEND-ON-SEA, ESSEX

*choose*  
**EKCO**  
*for*  
*good...*



**MODEL ARG233**  
5-valve all-wave, floor standing auto-radiogram. Plays up to eight 12" or ten 10" or 7" records at three speeds. 5-position tonecontrol. Mahogany veneered cabinet. For A.C. mains.  
**66 gns. Tax Paid.**



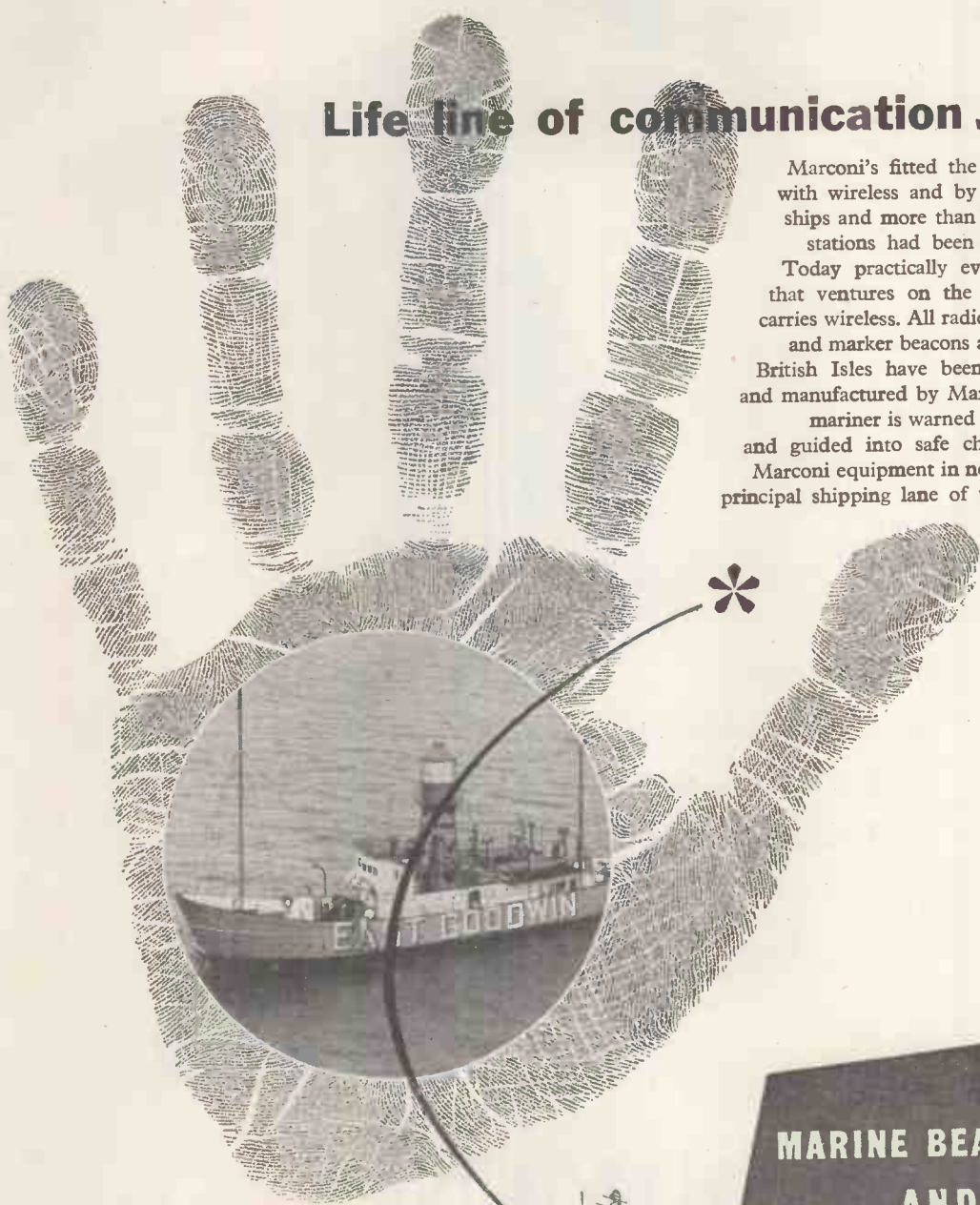
**MODEL A160**  
All-wave superhet in handsome walnut veneer cabinet. 8" speaker. Floodlit tuning scale. Sockets for gramophone pick-up and for tape recording. For A.C. mains.  
**£26. Tax Paid.**



**MODEL A222**  
The Ekco 'New Radiotime' combines a 4-station switch-tuned radio and a Smiths mains-operated clock. It tells the time, acts as an alarm and switches itself 'on' and 'off'. Inbuilt aerials and sockets for extension speakers. For A.C. mains.  
**20 gns. Tax Paid.**

# Life line of communication...

Marconi's fitted the first ship with wireless and by 1907 200 ships and more than 100 shore stations had been equipped. Today practically every vessel that ventures on the high seas carries wireless. All radio approach and marker beacons around the British Isles have been designed and manufactured by Marconi. The mariner is warned of hazards and guided into safe channels by Marconi equipment in nearly every principal shipping lane of the world.



**MARINE BEACONS  
AND  
NAVIGATIONAL AIDS**

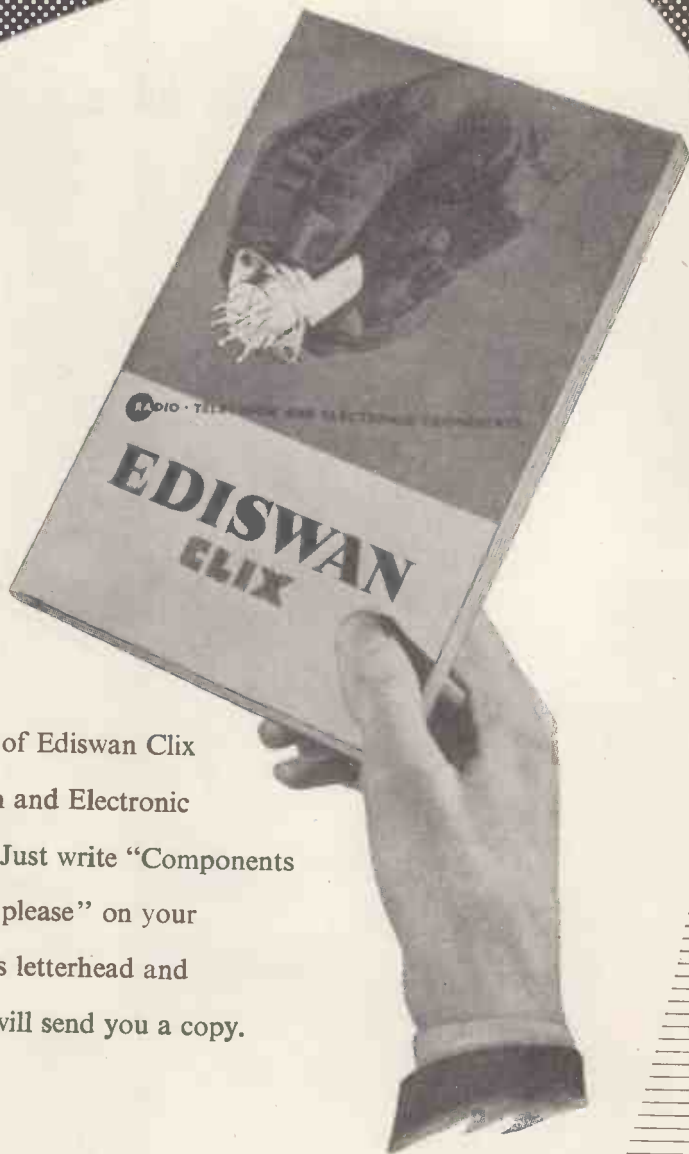
# MARCONI

MARCONI'S WIRELESS TELEGRAPH COMPANY LIMITED • CHELMSFORD • ESSEX



**M**ANUFACTURERS OF  
EQUIPMENT, and  
DEVELOPMENT GROUPS  
are invited to send  
today for this NEW

complete catalogue of Ediswan Clix  
Radio, Television and Electronic  
Components. Just write "Components  
Catalogue please" on your  
business letterhead and  
we will send you a copy.




# EDISWAN

## CLIX

### RADIO COMPONENTS

THE EDISON SWAN ELECTRIC COMPANY LIMITED, Member of the A.E.I. Group of Companies  
155 Charing Cross Road, London, W.C.2 and Branches. Telephone: Gerrard 8660. Telegrams: Ediswan, Westcent, London.  
C.R.1a Radio Components Sales Office: 21 Bruton Street, London, W.1 Telephone: Mayfair 5543

# VORTEXION TAPE RECORDER



The amplifier, speaker and case, with detachable lid, measures 8½ in. x 22½ in. x 15½ in. and weighs 30 lb.

**PRICE, complete with WEARITE TAPE DECK** ..... £84 0 0

★ The noise level is extremely low and audibly the hum level and Johnson noise of the amplifier and deck are approximately equal. Only 25% of this small amount of hum is given by the amplifier alone.

★ Extremely low distortion and background noise, with a frequency response of 50 c/s.—10 Kc/s., plus or minus 1.5 db. A meter is fitted for the measurement of signal level and bias level.

★ Sufficient power is available for recording on disc, either direct or from the tape, without additional amplifiers.

★ A heavy mu-metal shielded microphone transformer is built in for 15-30 ohms balanced and screened line, and requires only 7 micro-volts approximately to fully load.

★ The .5 megohm input is fully loaded by 18 millivolts and is suitable for crystal P.U.s, microphone or radio inputs.

★ A power plug is provided for a radio feeder unit, etc. Variable bass and treble controls are fitted for control of the play back signal.

★ The power output is 3.5 watts heavily damped by negative feedback and an oval internal speaker is built in for monitoring purposes.

★ Facilities are provided for using the amplifier alone and using power output or headphones while recording or to drive additional amplifiers.

★ The unit may be left running on record or play back even with 1,750 ft. reels with the lid closed.

**POWER SUPPLY UNIT** to work from 12 volt Battery with an output of 230 v., 120 watts, 50 cycles within 1%. Suppressed for use with Tape Recorder. **PRICE** £18 0 0.

## FOUR CHANNEL ELECTRONIC MIXER

is almost essential for the professional or semi-professional where a number of different items have to be mixed on one tape recording.

It is recommended by a number of tape recorder manufacturers for this purpose.

Any normal input impedance can be supplied to order, balanced or unbalanced, the standard being 15-30 ohms balanced.

The normal output is 0.5 volt on 20,000 ohms or less, but 600 ohms is available as an alternative.

The steel stove enamelled case is polished and fitted with an engraved white panel suitable for making temporary pencil notes.

An internal screened power pack and selenium rectifier feed the five low noise non-microphonic valves.

Used in many hundreds of large public address installations and recording studios throughout the world.



**PRICE** £36 15 0.

*Manufactured by*

**VORTEXION LIMITED, 257-263, The Broadway, Wimbledon, London, S.W.19**

Telephones: LIBerty 2814 and 6242-3

Telegrams: "Vortexion, Wimble. London."

# miniature HT RECTIFIERS for domestic RADIO and TELEVISION receivers

## FEATURES

- Withstand overloads such as charging current of deformed electrolytic capacitors
- Instant starting — no warming-up period
- Unlimited instantaneous overload
- Practically indestructible in service.
- No limit to size of reservoir capacitor
  - Simple wiring — two connectors only.
  - Simple mounting — no valve holder
  - Small size . . . low weight
  - Low heat dissipation
  - Low cost


TYPE	RM0	RM1	RM2	RM3	RM4	*RM5
Maximum ambient temperature	35°C	35°C	35°C	35°C	40°C	40°C
Maximum output current (mean)	30mA	60mA	100mA	120mA	250mA	300mA
Maximum input voltage (r.m.s.)	125V	125V	125V	125V	250V	250V
Maximum peak inverse voltage	350V	350V	350V	350V	700V	700V
Max. instantaneous peak current	Unlimited	Unlimited	Unlimited	Unlimited	Unlimited	Unlimited
Weight	0.82 oz.	1 oz.	1.4 oz.	2 oz.	4.5 oz.	4.75 oz.

\*For use in voltage doubler circuits the peak inverse and maximum input voltages are halved, current output being as for half wave operation



*Standard Telephones and Cables Limited*  
 Registered Office: Connaught House, Aldwych, London, W.C.2  
 RECTIFIER DIVISION: Warwick Road, Boreham Wood, Hertfordshire





**POST THE COUPON TODAY  
FOR OUR BROCHURE ON THE  
LATEST METHODS OF HOME  
TRAINING FOR OVER  
150 CAREERS AND HOBBIES**

**THE ADVANTAGES OF E.M.I. TRAINING**

- ★ The teaching methods are planned to meet modern industrial requirements.
- ★ We offer training in all subjects which provide lucrative jobs or interesting hobbies.
- ★ The student is taken carefully and thoroughly through his chosen subject.
- ★ A tutor is personally allotted by name to ensure private and Individual tuition.
- ★ Free advice covering all aspects of training is given to students before and after enrolment with us.

**NEW**

**LEARN THE PRACTICAL WAY  
— COURSES WITH EQUIPMENT**

With many courses we supply actual equipment thus combining theory and practice in the correct educational sequence. The equipment, specially prepared and designed, remains your property. Courses include: Radio, Television, Electronics, Draughtsmanship, Carpentry, Photography and Commercial Art, Amateur S.W. Radio; Electricity, Languages, Mechanics, etc.



Equipment supplied upon enrolment and remains your property.

**PRIVATE AND INDIVIDUAL TUITION IN YOUR OWN HOME**

Accountancy	Customs & Excise Officer	M.C.A. Licences	Secretaryship
Advertising	Draughtsmanship	Mechanical Engineering	Shorthand & Typing
Aeronautical Engineering	Dressmaking	Motor Engineering	Sound Recording
Automobile Engineering	Economics	Photography	Structural Engineering
Banking	Electrical Engineering	P.M.G. Licences	Television
Book-keeping	Electronics	Police Production	Time & Motion Study
Building	Fashion Drawing	Public Speaking	Tracing
Business Management	Heating & Ventilating Engineering	Radar	Welding
Carpentry	Industrial Administration	Radio & Television Servicing	Writing
Chemistry	Journalism	Radio Engineering	Workshop Practice
Civil Service	Languages	Refrigeration	Works Management and many others.
Civil Engineering	Marine Engineering	Retail Shop Management	
Commercial Subjects	Mathematics	Salesmanship	
Commercial Art & Drawing		Sanitation	

Also courses for University Degrees, General Certificate of Education, B.Sc.Eng., A.M.I.Mech.E., L.I.O.B., A.C.C.A., A.C.I.S., A.M.Brit.I.R.E., A.M.I.I.A., City & Guilds Examinations, R.S.A. Certificates, etc.

**Courses from £1 per month**

**EMI  
INSTITUTES**

**THE ONLY POSTAL COLLEGE WHICH  
IS PART OF A WORLD-WIDE  
INDUSTRIAL ORGANISATION**

**POST THIS COUPON TODAY**

Please send without obligation your FREE book.  
**E.M.I. INSTITUTES Dept. 127k,**  
 Grove Park Road, London, W.4.

NAME \_\_\_\_\_

ADDRESS \_\_\_\_\_

9/54

SUBJECT(S) OF INTEREST \_\_\_\_\_  
 (We shall not worry you with personal visits)

# COSSOR presents Model 1052 double beam oscillograph



Two similar amplifier channels with an approximate gain of 2000 and an upper frequency response of 5 megacycles ( $-6\text{DB}$ ) are features of this new Cossor Double Beam general purpose oscillograph. The repetitive or triggered time base has a sweep duration from 200 milliseconds to 5 microseconds.

The instrument will operate from power supplies of any of the various frequencies and voltages encountered in the Armed Services or from standard civil supply mains.

## and Model 1433 voltage calibrator

Primarily designed to be used with the Model 1052 oscillograph the Cossor Voltage Calibrator Model 1433 provides an accurate means of calibration of input voltages to the plates or amplifiers of any oscillograph. Calibrating voltages are read directly from a wide scale meter without any computation being necessary. Measurements can be made to an accuracy of  $\pm 5\%$  and the instrument can be used in any application where a source of accurately-known voltage is required.



# COSSOR ELECTRONIC INSTRUMENTS

*Write for illustrated leaflets about both of these instruments*

A. C. COSSOR LTD., INSTRUMENT DIVISION, DEPT. 1, Highbury Grove, N.5

Telephone: CANonbury 1234 (33 lines). Telegrams: Cossor, Norphone, London. Cables: Cossor, London


C.I.56

ALWAYS USE  
**COSSOR**  
TUBES &  
VALVES

## **Marconi VHF FM Multichannel Terminal and Repeater Units**

**HM 100 AND 150 SERIES**

Marconi VHF multichannel systems provide reliable and economical communication. Up to 48 telephone channels can be provided simultaneously and some of these may be further sub-divided by VF telegraph channelling equipment to give either 18 or 24 telegraph channels. The equipment operates in conjunction with carrier apparatus which is the same as that already standardised for use on line systems. Such a radio system can operate over hundreds of miles by placing repeater units at suitable points along the route.



*All units can be easily withdrawn for inspection and maintenance.*

★ The equipment will operate entirely unattended and changeover is automatic in duplicate systems



# MARCONI

**COMPLETE COMMUNICATION SYSTEMS**

*Surveyed, planned, installed, maintained*

MARCONI'S WIRELESS TELEGRAPH COMPANY LIMITED · CHELMSFORD · ESSEX



# SHORTAGE OF RADIO and T/V ENGINEERS

There is an assured well-paid future for those trained and willing to train in electronics, radar and radio. Modern industrial techniques demand more and more highly trained personnel and the gap between demand and supply is still widening.

This is your opportunity — write for our free brochures giving full details of courses to:

## E.M.I. INSTITUTES

DEPT. 127, 10 PEMBRIDGE SQUARE, LONDON, W.2.

Telephone: Bayswater 5131/2.

The College associated with a world-wide electronics industry.

1A20

### 4 YEAR COURSE

in Electronic Engineering —intended for outstanding Science sixth-formers who are capable of training into future team leaders in scientific applications. Final qualifications are B.Sc. and City and Guilds Full Technological Certificate in Telecommunication Engineering.

At least 18 E.M.I. Scholarships are offered for the 1954 Course which commences October 5th.

Associated with  
'H.M.V.'


**MARCONIPHONE  
COLUMBIA**

etc.

## WESTON panel instruments

Both round and rectangular models of moving iron, moving coil, A.C. rectifier and H.F. thermocouple types are offered. In the range of rectangular instruments, which have been introduced to give the advantage of long, easily-read scales and to harmonize with rectangular panels, certain models are available with illuminated dials. Full particulars of types and ranges available are to be found in leaflets List Nos. W.1 and W.2, copies of which are available on request.

Larger instruments, both round and rectangular and for switchboard or panel mounting, are also available. These have scale lengths of 6" and 6½" respectively.



Rectangular panel instruments are available with scale lengths of 2.5", 3.2", and 4.2". These offer the advantage of an increase in scale length of approximately 50% over their equivalent round models, for which they can be used as direct replacements using the same panel fixing holes.



Round models are housed in cases of 2", 2½" and 3½" diameter and have scale lengths of 1.7", 2.1" and 2.8" respectively.

## SANGAMO WESTON LIMITED


Enfield, Middx · Tel: ENfield 3434 (6 lines) & 1242 (6 lines) Grams: Sanwest, Enfield

Scottish Factory: Port Glasgow, Renfrewshire. Port Glasgow 41151  
Branches: London, CHAncery 4971 · Glasgow, Central 6208 · Manchester, Central 7904 · Newcastle-on-Tyne, Newcastle 26867  
Leeds, Leeds 30867 · Liverpool, Central 0230 · Wolverhampton, Wolverhampton 21912 · Nottingham, Nottingham 42403  
Bristol, Bristol 21781 · Southampton, Soton 23328 · Brighton, Brighton 28497

# One end in view . . .



. . . efficiency. Not only in Parmeko transformers (many of the leading manufacturers of electronic and electrical equipment take that for granted—bless 'em) but also in their production. The use of power-driven tools is only a small part of the process but this, like every other, is carried out with the sole aim of producing the finest transformers in the quickest possible time at the lowest cost. "Efficiency . . ." as the Managing Director, who is not unconnected with the tool illustrated, murmured through his handle-bar moustache ". . . is the ticket."



The firm with the one-track mind  
**PARMEKO of LEICESTER**  
 MAKERS OF TRANSFORMERS for the *Electronic and Electrical Industries*



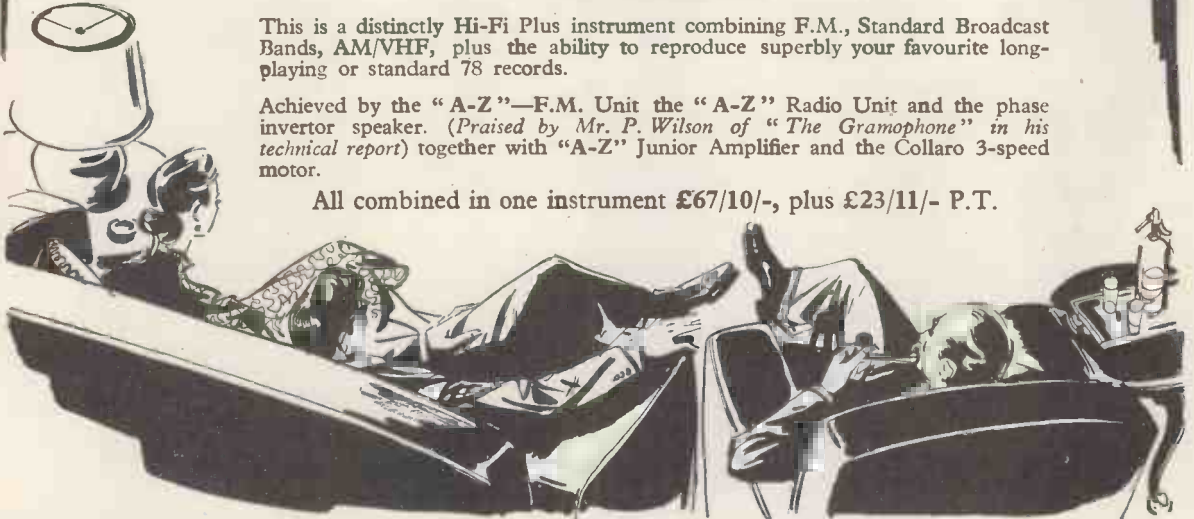
# SOUND SALES LEADS WITH THE DX FOUR—F.M.

## RADIOGRAM

This is a distinctly Hi-Fi Plus instrument combining F.M., Standard Broadcast Bands, AM/VHF, plus the ability to reproduce superbly your favourite long-playing or standard 78 records.

Achieved by the "A-Z"—F.M. Unit the "A-Z" Radio Unit and the phase inverter speaker. (Praised by Mr. P. Wilson of "The Gramophone" in his technical report) together with "A-Z" Junior Amplifier and the Collaro 3-speed motor.

All combined in one instrument £67/10/-, plus £23/11/- P.T.



**SOUND SALES LIMITED • WEST STREET • FARNHAM • SURREY**

Telephone : Farnham 6461-2-3.

Telegrams : Sounsense, Farnham.

### PRACTICAL HOME COURSES

IN

## TELEVISION & RADIO CONSTRUCTION

Here is the most interesting and economical way of learning T.V. or Radio while building your own set. Specially simplified lessons, tuition and equipment. After building your set you will know how to maintain it.

### TELEVISION

Course with equipment

Suitable for 12" or 15" tube. Convertible to projected T.V. Stations (for small extra cost).

**35 gns**

or easy terms.

Tube extra.

### RADIO

Course with

equipment

from  
**7 gns**

upwards

**POST THIS COUPON TODAY**

**To: LONDON RADIO COLLEGE**

Dept. 127, 43 Grove Park Road, Chiswick, London, W.4.

Please send details of the T.V.  RADIO  Courses:

NAME .....

ADDRESS .....

9/54

IC.46.

## MODERN PRACTICAL RADIO AND TELEVISION

Modern Practical Radio and Television is quite different from anything else of its kind. It is not too advanced for the enthusiastic amateur to master, and it is a boon for any expert. It is, in fact, crammed from cover to cover with a wealth of general and specialized knowledge—knowledge that everyone interested in Radio and Television should have ready at their finger tips. Supplied with Modern Practical Radio and Television there is a separate booklet, bound to match, which gives details of 48 circuits of models and a mass of useful formulae and data.

### SOME OF THE CONTENTS

Briefly, the contents include: Sound, Waves in Free Space, Electricity, Magnetism and Inductance, Capacity, Reactance and Impedance, Alternating Current, The Tuned Circuit, The Principles of the Thermionic Valve, The Signal Analysed, Detection, Design of the Super heterodyne, Practical Coil Design, Switches and Switching, Loudspeakers, The Gramophone Pick-up, Circuits Analysed, Local Interference, Fault-Finding Procedure, etc., etc.

### THE ILLUSTRATIONS

The book is lavishly illustrated with 16 full-page plates in half-tone and 405 diagrams in the text.

### SEND FOR FREE PARTICULARS

To The Caxton Publishing Co., Ltd., 42 Morley Hall, St. George St., Hanover Sq., London, W.1.

Please send me, free of charge, particulars of "Modern Practical Radio and Television" together with your terms of easy payment.

Name .....

(Send this form in unsealed envelope 1½d. stamp)

Address .....

RT13 .....



# The NEW LEAK

## TL/10 AMPLIFIER & "POINT ONE" PRE-AMPLIFIER

**27 GNS  
COMPLETE**

A price made possible only  
by world-wide sales.



★  
Make this  
**THE HEART**  
of your  
**HI-FI EQUIPMENT!**

### TL/10 POWER AMPLIFIER

This 10 watt amplifier maintains, in every respect, the world renowned Leak reputation for precision engineering, fine appearance and fastidious wiring.

### SPECIFICATION

#### Circuitry

A triple loop feedback circuit based on the famous TL/12. The output transformer is the same size as in the TL/12

**Maximum power output:** 10 watts.

**Frequency Response:** ± 1db 20 c/s to 20,000 c/s.

**Harmonic Distortion:** 0.1%, 1,000 c/s, 7.5 watts output.

**Feedback Magnitude:** 26 db, main loop.

**Damping Factor:** 25

**Hum:** -80 db referred to 10 watts.

**Loudspeaker Impedances:** 16 ohms, 8 ohms, and 4 ohms.

### "POINT ONE" PRE-AMPLIFIER

The handsome gold escutcheon plate contributes to the elegant appearance, and blends with all woods.

#### ★ Pickup

The pre-amplifier will operate from any pickup generally available in the world. A continuously variable input attenuator at the rear of the pre-amplifier permits the instantaneous use of crystal, moving-iron and moving-coil pickups.

#### ★ Radio

The radio input sockets at the rear permit the connection of the LEAK V.S. tuner unit. An input attenuator is fitted. H.T. and filament supplies are available from the pre-amplifier.

#### ★ Distortion

Of the order of 0.1%.

#### ★ Hum

Negligible, due to the use of recently developed valves and special techniques.

#### ★ Input selector

Radio, tape, records; any and all records can be accurately equalised.

#### ★ Treble

Continuously variable, + 9 db to - 15 db at 10,000 c/s.

#### ★ Bass

Continuously variable, + 12 db to - 13 db at 40 c/s.

#### ★ Volume Control and switch

The switch controls the power supply to the TL/10 power amplifier.

#### ★ Tape Recording Jacks

An exclusive feature. Readily accessible jacks are provided on the front panel for instantaneous use with Tape Recorders which have built-in (low level) amplifiers;

★ Write for leaflet W ★

**H. J. LEAK & CO. LTD., BRUNEL ROAD, WESTWAY FACTORY ESTATE, ACTON, W.3**

'Phone: SHEpherds Bush 1173/4


Telegrams: Sinusoidal, Ealux, London

Cables: Sinusoidal, London

**226 FLUORESCENT LIGHTING**  
50 WATT

Complete kit comprises 40 watt control unit, starter lamp, lamp holders, clips and wiring diagram. Price, less tube, 22/6, plus 1/6 post. With tube, 30/-, plus 3/6 carr.


**NEW 5 AMP. THERMOSTAT (MINIATURE)**



2 1/2" x 1" x 1 1/2" high

Useful for the control of appliances such as convectors, gluepots, vulcanisers, hot plates, etc. This thermostat is adjustable to operate over the temperature range 50-550 deg. F., fitted with heavy (5 amp. A.C.) silver contacts size 1 1/2 in. long x 1/2 in. wide, price 8/6, post 6d.; 1 amp. type, 3/6, 2 amp. type, 5/6.

**THE ELPREQ E.H.T. GENERATOR**



This is a made up unit working on the blocking oscillator/overwound amplifying stage principle. It is of moderate power consumption (6.3 volt .8 amp. filament and approx. 59 mA. H.T.) and contains three of the latest BVA all glass valves. Output obtainable ranges from 6 kv. to 9 kv. with normal H.T. rail input but somewhat higher outputs can be obtained with higher H.T. supply. Price 69/6. P. & P., etc., 5/-.

**BEDROOM-NURSERY MAINS MIDGET RADIO**



All the parts, cabinet, valves, knobs, back—in fact everything will cost you only £3/15/- (plus 2/6 postage). The set is economical to run, too, for it uses only three valves in a special reflex T.R.F. circuit which gives ample power combined with good tone. Incidentally if you wish to give the sets to young children why not decorate the cabinet with a few suitable transfers? These can usually be obtained from local handicraft shops. Circuiting and construction data free with the parts or available separately at 1/6.



**BE PREPARED**

For a cold winter—by making our low-cost Electric Blanket. 27 yards of special heater wire and blueprint, 20/-, Blueprint only 1/6. Alternatively make a Bed-Warmer. Constructional data 1/6.



**EMPRESS CONSOLE**

This cabinet is undoubtedly a beautiful piece of furniture. It is elegantly veneered externally in figured walnut, internally in white sycamore. The radio section is raised to convenient level but is not drilled or cut. The lower deck acts as the motor-board, again is uncut, it measures 16 x 14 and has a clearance of 5 in. from the lid. There is a compartment for the storage of recordings. Overall dimensions of this essentially modern cabinet are 3ft. wide, 2ft. 8 in. high, and 1ft. 4 1/2 in. deep. Price £15/15/- or £5 deposit.

Many other cabinets in stock—table models from 10/- upwards—Consoles from £8.

**MINIATURE PORTABLE T.V.**



The Elpreq Miniature Television uses standard conventional circuitry, employing a total of 13 valves and 2 crystal diodes. The cathode ray tube used is a 2 1/2 in. Service type V.C.B. 139A, which has a standard equivalent and will therefore always be obtainable. The layout is extremely clean, straightforward, and professional. The wiring, whilst naturally being a little more intricate due to miniaturisation, is nevertheless completely accessible, and very good results have been obtained.

The total cost, if you have to buy every part, would come to £16-£17, but you may have many of the components already in stock as only standard conventional components are used. A carrying case, similar to the artist's illustration above, will be available shortly. Its size will be approximately 9 in. x 8 in. x 6 in. (Internally). Full construction data, layouts, diagrams templates, etc., running into some 50 sheets, is available, price 5/-, post free.

**THE WOLSEY 54**

A really fine ready built modern Superhet at the remarkable price of £8/19/6 or £3 deposit, balance over twelve months.

The Wolsey 54 is an A.C. mains superhet employing latest circuitry covering long and medium wave bands in an ultra modern case with illuminated dial—overall size approximately 11 1/2 x 7 x 8—complete ready to work—twelve months' guarantee.



**CONSTRUCTORS PARCEL**

Contains cabinet as Wolsey 54, drilled metal chassis—dial—pointer, etc., 29/6. All other components available total cost £6/10/- data 1/6 (free with components).

**THE CLEVELAND "ORGANTONE"**


The Cleveland "ORGANTONE" is a 5-valve, 3-wave band superhet covering long wave (1,920-1,875 metres) medium wave (187.5-548.5 metres) and short wave (16-60 metres). Built to a very stringent specification, it attains a high level of performance both with regard to sensitivity and fidelity.

Ostram all-glass miniature valves are employed throughout and low loss iron cored coils in both aerial and oscillator sections together with permeability tuned I.P.F. account for an excellent signal to noise ratio. Full A.V.C. is applied to both frequency changer and I.P.F. stages, and particular care has been taken to ensure freedom from frequency drift.

The output stage utilises variable negative feedback for tone control, and, but for standard pentode correction, no cut in the ordinary sense is applied. A gram. position is provided on the wave change switch and reproduction of records is particularly good. An amply proportioned power transformer with a primary tapped for 110-280 volts gives complete isolation from the mains. Chassis size is 12 in. x 7 in. x 7 in.—scale size is 10 1/2 in. x 4 1/2 in.

This receiver has been tested in particularly difficult areas and its stability and noise rejection have produced exceptional results. It is an instrument which could fairly be described as a custom-built chassis.

Price £11/10/- or £3/18/8 deposit—carriage, etc., 7/6. A circuit diagram and photograph available price 2/- post free.



**15in. MAGNETIC TELEVISION TUBE**

By famous maker. Specification Blue/White screen 9 Kv. ion trap triode, heater 6.3 v. at .55 amp., 50° deflection. New, with written guarantee, offered at approximately half price, £13/10/- each, plus 10/- carriage and insurance. H.P. terms, £4/10/- deposit and 12 monthly payments of 18/3. Limited quantity, so order immediately.

**SLIDER RESISTORS**

Heavy Duty Type. Size 7 in. x 1 1/2 in. 11 ohms 4.5 amp., 22/-; Size 9 in. x 1 1/2 in. 1.2 ohms. 15 amp. 15/-; Size 13 in. x 1 1/2 in. 3 ohms 10 amp., 15/-.



**LAST FEW £3/19/6**

The Lectross warms room as it dries clothes, bathing costumes, towels, etc. Size 3ft. wide, 3ft. high and 5in. deep. It has four stove enamelled rails and works off A.C. or D.C. mains, consuming 650 watts. Fully guaranteed. Price £3/19/6. plus 7/6 carriage.



**CHASSIS ASSEMBLY**

3 colour, 3 waveband scale covering standard Long, Medium, and short wavebands, scale pan, chassis punched for standard 5 valve superhet, pulley driving head, springs, etc., to suit. Scale size 14 1/2 in. x 3 1/2 in. Chassis size, 15 in. x 5 in. x 2 in. deep. Price 15/-, plus 1/6 post.

Note: This is the one that fits our £7/10/- Radiogram cabinet and our 37/6 table cabinet below.



**THE WINDSOR STANDARD**

This takes our Windsor 5 chassis and 6 in. speaker. It is a very nice job, walnut veneered and pleasantly polished. Size approximately 16 in. x 16 in. x 7 in. Offered at the particularly low price of 39/6, plus 3/6 post.

**ALL THESE AND MANY MORE BARGAINS AT →**

OVER 1000 OF THESE NOW  
FAMOUS TELEVISORS IN  
DAILY USE ALL OVER BRITAIN



**THE ELPREQ 1955 CORNER CONSOLE**

A Combined Radio, Radiogram and 15in. Television valued at a shop price of £300-£400, can be yours for about £75 if you adopt our plan.

**OUR PLAN**

You first build the "Superior 15" Televisor, which will give you T.V. (sound and vision) right away. Next you should purchase the 1955 Corner Console cabinet, to hold and protect the T.V. chassis. After this build the radio chassis; (the data for this is being prepared and should be ready by the

Autumn). Finally, if you want recordings, then under the lid you can fit a tape recorder or an auto-changer. The cabinet, auto-changer and the tape deck would, of course, be supplied as ready-made units.

**PRICE SCHEDULE**

All components, including 15in. Cossor Tube, and 20 valves for the Superior 15in. T.V	£37 10 0	£1 0 0
All components for the radio chassis	£8 10 0	5 0
1955 Corner Console Cabinet	£18 0 0	£1 0 0

Carriage & Packing

H.P. terms available, if required. Send 1/3rd of the cash price, plus carriage. Balance (plus charges) can then be spread over twelve months.

**DEMONSTRATED AT 1953**

**RADIO SHOW**

**ELECTRONIC PRECISION EQUIPMENT LTD.**

249, Kilburn High Road, Kilburn.

42-46 Windmill Hill, Ruislip, Middlesex.  
Phone: RUISLIP 5780  
Half-day Wednesday.

152-153, Fleet Street, E.C.4.  
Phone: CENTRAL 2833  
Half-day Saturday.

29, Stroud Green Road, Finsbury Park, N.4.  
Phone: ARCHWAY 1049  
Half-day Thursday.

Post orders should be marked "Dept 2" and addressed to our Ruislip dept.


**COUPON**

To E.P.E. Ltd., 46, Windmill Hill, Ruislip, Middx.

Please send me your "Superior 15" Data. I enclose 7/6 but, understand that if I return the Data within seven days, you will refund me 7/-.

Name .....

Address .....





# Television Installations



## Is this your problem?

You have to provide rather a tricky television installation job on a certain building — a large block of flats perhaps, or maybe only a small house. You know the best position for the aerial for ease of access and for appearance, but how good is it for signal strength? Would a loft aerial, unseen from outside, be suitable? Can you rely on the installation being right first time so that feeder cables need not be disturbed later? What about costs?

## Here is our answer

As the largest aerial installation company in the country we are often called in to handle special installations. We are well accustomed to finding a suitable aerial site to meet the owner's approval. We undertake responsibility for the entire aerial installation, be it for a small house or a block of flats. Our aërials range from the simple loft-type to the largest multiple installations. A Belcher job is always right first go. Our terms — highly competitive! May we help you?



### Head Office:

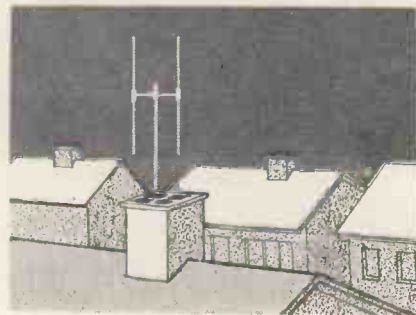
59 WINDSOR ROAD, SLOUGH, BUCKS. TEL. SLOUGH 24501

### Aerial Installation Centres:

BATH • BEDFORD • BOLTON • BOURNEMOUTH • DERBY  
 EXETER • HANLEY • HORNCHURCH • LEICESTER • LEWES  
 LINCOLN • MAIDSTONE • SLOUGH • SOUTHAMPTON  
 STOCKTON-ON-TEES • WORCESTER • YORK

T.V. Aerial Installations

Dealer Service Facilities



Domestic Electrical Repairs

# THE **Osram**

## “**NINE-ONE-TWO**” A book you simply must get!



PRICE **3'6**

On sale at the G.E.C. Demonstration Room D8 (where the Amplifier will be demonstrated), The National Radio and Television Exhibition, Earls Court, or 3/9 post free from The General Electric Co. Ltd.

**NOTE THESE POINTS:—**

Full power output (12 watts) within 1db from 30 to 20,000 cycles/sec. (9 octaves).

Provision for 4 controls of frequency response (in addition to volume control), to achieve the requirements of “Art” in listening.

Uses the famous Osram Z729 low noise pentode — acknowledged the lowest measured microphony and hum level of any comparable valve in the world.

Uses NEW Osram power pentodes type N709 in push-pull “ultra-linear” output stage, with selective feedback.

Sets a startlingly new standard (combined with G.E.C. speaker in octagonal loaded port cabinet) in the realism possible from listening to modern L.P. records.

Variable “slope” control allows for reduction of surface noise in older cherished records, with minimum reduction in higher frequency response.

As the “Williamson” KT66 Amplifier — designed around Osram Valves — set the standard in its class throughout the world, so now the Osram 912 sets the standard in high quality sound for everyman.

- \* Complete circuit data
- \* Easily followed wiring diagram
- \* Specified components of highest quality only
- \* Performance curves

Much other valuable information for the Home Constructor is in the book — “The Osram 912” — a practical sequel to “Art and Science in Sound Reproduction.”

# Announcing!

## CHIEF FEATURES:

Waveband coverage 10-2,200 metres in five wavebands—six bands spread wavebands in addition—pre-tuned stations for three local programmes—exceptionally large and fully illuminated tuning dial with all operating functions clearly indicated—four position Variable Selectivity control with combined whistle filter—"Station Logger" device—facilities for the addition of an F.M. Tuner—Sensitivity control for noise reduction—extreme sensitivity on short waves with excellent signal to noise ratio—Treble and Bass controls—record compensator—twelve watts output from push-pull triodes with negative feedback—fully plated and enamelled grey—suitable for all export conditions.



## THE "ETHER MARSHAL" RADIOGRAMPHONE CHASSIS DYNATRON'S GREATEST ACHIEVEMENT IN SOUND REPRODUCTION

THE "Ether Marshal" chassis, as fitted to a new Dynatron range of high fidelity radiogramophones, is now available for installation in special cabinets. Alternatively, the tuner unit may be used in conjunction with an existing high quality sound amplifier. These additions to the Dynatron range are intended solely for the discriminating listener and radio enthusiast. The "Ether Marshal" 17-valve all-wave radiogramophone chassis consists of an 11-valve Tuner Type T139 and a 6-valve Amplifier and Power Unit Type LF613.

Prices:

Model No.		Tax Paid.
K1712	Complete radiogramophone chassis-P139 and LF613 . . .	£174 0 0
R1712AA	Tuner T139 with small Amplifier and Power Unit, panel mounted . . . . .	£150 18 0
R1712BB	Tuner T139 with 500 ohm line output amplifier and Power Unit, panel mounted and arranged for working in conjunction with all types of existing high quality amplifiers £166 19 0	


A metal bench cabinet is also available for the last two items. Export prices, Tax free, will be given on application.

Further details and descriptions of other models may be obtained from:

## DYNATRON RADIO LIMITED

Manufacturers of Supreme High Quality Radiogramophones since 1927

"THE FIRS," CASTLE HILL,  
MAIDENHEAD, BERKS.



We shall exhibit at the Radio Show 24th August to 4th September, 1954. Stand No. 103



(REGD. TRADE MARK)

## PRECISION HI-FIDELITY MAGNETIC SOUND HEADS

### HALF TRACK HEADS AVAILABLE:

Model 5RP Record/Play Head . . . . .	£3 5 0
Model 6RP Super Fidelity Record/Play Heads . . . . .	£3 15 0
Model 5R Record Head (Used in conjunction with 6RP head) . . . . .	£3 5 0
Model 5E Erase Head . . . . .	£3 5 0
Commercial "friction" type mounting stems . . . . .	4/- extra
Standard Heads—High Impedance, Low Impedance Heads and Special Heads made to order.	

### SCREENING CANS:

All Mumetal . . . . .	8/6 each.
Composite (Steel/Mumetal) . . . . .	4/6 each.

We specialise—that is why deck manufacturers standardise our heads.

Model 5 range of desks to take 7", 9 $\frac{3}{8}$ " or 10 $\frac{1}{2}$ " Reels.  
Push-button control - three heads - two speeds - three motors.

Write for details. Trade supplied.

## BRADMATIC LIMITED

Station Road, Aston, Birmingham 6.

Telephone: East 2881-2.

Telegrams: Bradmatic, Birmingham.





# from all this



# to just this



## The EVER READY development that revolutionised the DRY BATTERY

The "Batrymax" dry battery is an Ever Ready development that made possible the miniature self-contained hearing aid and the smaller, lighter electronic equipment of today. In addition, Ever Ready "Batrymax" layer-cell construction gives you more efficient, more economical radio batteries. For example, the latest B136 "Batrymax" battery, used with new Ever Ready low consumption valves, has a balanced service life of over 350 hours. At the present time, you cannot better a "Batrymax"; but Ever Ready research goes on, seeking new developments to increase, still further, the efficiency of the dry battery.



# Batrymax

"Batrymax" is a Trade Mark of The Ever Ready Co. (Gt. Britain) Ltd.

With this new CLARE Electronic Multi-Range Meter you read

AMPS  
VOLTS  
AND  
OHMS

on the same linear scales

Indispensable for Laboratories and Well-Equipped Service Departments where ACCURACY of RESISTANCE MEASUREMENT is ESSENTIAL.



Specifications to suit individual needs.

- |                             |                      |
|-----------------------------|----------------------|
| For Example:—               | F.S.D. Values        |
| 12 Linear Resistance Ranges | 3 ohm.—1 M.ohm.      |
| 5 Inverse Resistance Ranges | 1 Megohm.—1 K M.ohm. |
| 9 D.C. Volt Ranges          | 3 V.—30 K.V.         |
| 7 D.C. Current Ranges       | 0.3µA—300mA.         |

Write today or 'phone for descriptive literature to :

# CLARE INSTRUMENT COMPANY

LONDON OFFICE :  
39, VICTORIA ST., S.W.1.  
ABBEY 1816. Mr. V. J. ALAN.

RICKMANSWORTH,  
HERTS.

NORTHERN AGENT :  
Wm. DON & PARTNERS,  
CROWN POINT BRIDGE, LEEDS 9.  
LEEDS 33781-2. Mr. R. H. WHEAT.

## NEW! AMAZING "SELF-BUILD" FURNITURE



Superb quality—  
easy to assemble

**NO SKILL NEEDED!  
NO SPECIAL TOOLS!**  
Anyone can easily  
assemble one of  
these kits and  
**SAVE POUNDS!**

Think of it! Quality furniture—mainly in SOLID Oak, Walnut or Mahogany—so cleverly designed that you can easily put it together yourself and save pounds. Positively no skill needed. Everything tongued, grooved, dovetailed and satin-finished, ready for instant assembly. It's easy, it's fascinating, and you get superb quality furniture at really astonishing prices.



**THIS BOOK WILL TELL YOU**  
Find out about this exciting new idea by sending for illustrated book, "I Made It Myself!" Full specifications of the timber used and details of 30 Kits, including ideal gifts like Occasional Tables, Bookcases, Cots, Child's Desk and Chair, Tea Trolleys, Nest of Tables, Bathroom Furniture, Needlework Cabinets (every woman wants one!), kitchen cabinets, etc., real photos, dimensions, and 100 per cent. Satisfaction or No Charge Guarantee. Send for this intriguing book now—FREE and without obligation.

**FREE! SEND NOW**

YES . . . please send me Free Book and details of Easy Payments.  
Write if you prefer not to cut page.

NAME.....  
ADDRESS.....

FURNI-KIT (Dept. W.S.2)  
29/31, WRIGHT'S LANE, LONDON, W.8

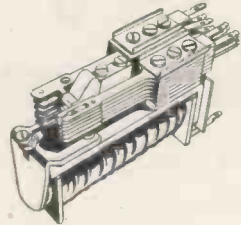
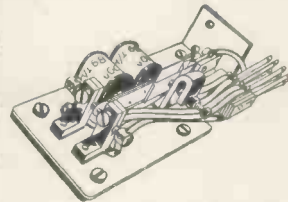
Parts fit like magic! No skill needed!



## RELAYS


PROMPT DELIVERY

P.O. TYPES TO YOUR SPECIFICATION



3,000 TYPES

1Ω to 80,000Ω COILS 1 Make to 8 c/o CONTACTS  
600 and HIGH-SPEED TYPES also Supplied



LARGE STOCKS  
OF  
KEYSWITCHES

## THE KEYSWITCH CO.

ALL POST OFFICE EQUIPMENT  
SEND ALL YOUR ENQUIRIES TO  
191 KENSAL ROAD, LONDON, W.10  
LAD. 0666

# WE PAY TOP PRICES

FOR  
AMERICAN SURPLUS  
ELECTRONIC EQUIPMENT

LOOK AT THESE EXAMPLES

For equipment in good condition

Receiver, R54/APR4, complete.....	£200
Transmitter, ET4336.....	£110
Test Set, TS13.....	£100
Frequency Meter, TS175/U.....	£80
Frequency Meter, BC221.....	£28
Receiver, BC348R.....	£25
Receiver, R89/ARN5.....	£25

We pay similar remarkable prices for—

- RECEIVERS.** R111/APR5, R5/ARN7, AR88D, BC348.
- TRANSCEIVERS.** ARC1, TCS, BC800, RT1/APN2.
- TRANSMITTERS.** T11/APN3, ART13.
- INDICATORS.** ID17/APN3, BC1151, BC1152.
- TEST SETS.** Any unit with prefix "TS" also IE19, I-208, I-100.
- MODULATORS.** BC1091, BC1142.
- SYNCHRONISER.** BC1148.
- POWER UNITS.** RA34, RA42, RA62, RA88, RA90, MG149, PE158, DM28.
- TUNING UNITS.** TN17, TN18, TN19, TN54, TU57, TU58, TU59.
- CONTROL GEAR.** BC1150, BC1145, JB91, JB95, JB98, JBI02, C45-ARCI.

And almost every American made unit even if not mentioned above.

Phone us immediately, transfer charge.

**TO HAMS WHO PURCHASED BC348, BC342, BC312, etc.** Post to us all the bits and pieces which you removed, i.e., plugs, sockets, dynamotors, etc. We will pay you several pounds for this junk. You need not write; just send it.

## TO OVERSEAS BUYERS

We have the largest stock in Europe of American Government surplus electronic equipment and we would be pleased to quote by return of post against your enquiries. The following are a few examples only of the equipment which we can supply from stock.

ET4336	Transmitter
SCR720C	Search Radar, complete
BC348	Receiver
ART13	Transmitter

Deal with the firm that has been established for twenty-five years.

**ALTHAM RADIO CO.**  
JERSEY HOUSE, JERSEY STREET  
MANCHESTER 4

Telephone: Central 7834/5/6

# L.R.S

Estd.

1925

EASY

TERMS

**LEAK** QUALITY EQUIPMENT  
*for the Connoisseur*

The amazing New  
"TL/10" AMPLIFIER and  
"POINT ONE" PRE-AMPLIFIER



This 10-watt amplifier maintains, in every respect, the world-renowned LEAK reputation for precision engineering, fine appearance, and fastidious wiring. The Pre-amplifier will operate from any well-known pick-up, whether crystal, moving iron or moving coil. Provision is made for Tape Recorder and Play back and, as an exclusive feature, readily accessible jacks are provided on the front panel for instantaneous use.

SENT FOR  
**£ 3**  
DEPOSIT

See maker's advt. p. 105 for full technical specification.

The total Cash Price for these Two Units is £28.7.0. Our **NEW EASY TERMS** are £3 Deposit with order and 14 monthly instalments of 40/- (carriage and crate free).

If you require **FINEST QUALITY REPRODUCTION** together with **WORKMANSHIP** of the **HIGHEST ORDER** your choice must be



The very latest **LEAK DYNAMIC PICK-UP** with detachable heads is now available.

Suitable Wharfedale, Tannoy & Goodmans Loudspeakers and the latest Connoisseur 3-Speed Motors & Pick-ups are also available on **EASY TERMS**.

**The L.R. SUPPLY COMPANY LTD.**  
**BALCOMBE** Telephone: Balcombe 254 **SUSSEX**



# MAINS TRANSFORMERS

**FULLY INTERLEAVED  
SCREENED AND IMPREGNATED. ALL GUARANTEED  
ALL PRIMARIES ARE 200/250 v. Half Shrouded.**

<b>HSM63</b> (Midget). Output 250-0-250 v. 60 m/a., 6.3 v. at 3 amps., 5 v. at 2 amps. ....	16/3
<b>HS63</b> . Output 250-0-250 v. 60 m/a., 6.3 v. at 3 amps., 5 v. at 2 amps. ....	16/6
<b>HS40</b> . Windings as above. 4 v. at 4 amps., 4 v. at 2 amps. ...	16/6
<b>Output</b>	
<b>HS2</b> . 250-0-250 v. 80 m/a. ....	19/-
<b>HS3</b> . 350-0-350 v. 80 m/a., 19/-.	19/-
<b>HS2X</b> . 250-0-250 v. 100 m/a., 21/-.	21/-
<b>HS75</b> . 275-0-275 v. 100 m/a. ....	21/-
<b>HS30X</b> . 300-0-300 v. 100 m/a., 21/-.	21/-
<b>HS3X</b> . 350-0-350 v. 100 m/a. ....	21/-

**Fully Shrouded**

<b>FSM63</b> (Midget). Output 250-0-250 v. 60 m/a., 6.3 v. at 3 amps., 5 v. 2 amps. ....	16/9
<b>Output</b>	
<b>FS2</b> . 250-0-250 v. 80 m/a. ....	21/-
<b>FS30</b> . 300-0-300 v. 80 m/a., 21/-.	21/-
<b>FS2X</b> . 250-0-250 v. 100 m/a., 23/-.	23/-
<b>FS75</b> . 275-0-275 v. 100 m/a. ....	23/-
<b>FS30X</b> . 300-0-300 v. 100 m/a., 23/-.	23/-
<b>FS3X</b> . 350-0-350 v. 100 m/a. ....	23/-
All the above have 6.3 4-0 v. at 4 amps., 5-4-0 v. at 2 amps.	
<b>FS43</b> . Output 425-0-425 v. 200 m/a., 6.3 v. 4 amps., C.T. 6.3 v. 4 amps., C.T. 5 v. 3 amps. Fully shrouded ....	47/6
<b>FS50</b> . Output 450-0-450 v. 250 m/a., 6.3 v. 2 amps., C.T. 6.3 v. 4 amps., C.T. 5 v. 3 amps. Fully shrouded ....	67/6
<b>FS35X</b> . Output 350-0-350 v. 250 m/a., 6.3 v. 6 amps., 4 v. 8 amps., 4 v. 3 amps., 0-2-6.3 v. 2 amps. Fully shrouded ....	65/-
<b>FS160X</b> . Output 350-0-350 v. 160 m/a., 6.3 v. 6 amps., 6.3 v. 3 amps., 5 v. 3 amps. Fully shrouded ....	44/-
<b>FS43X</b> . Output 425-0-425 v. 250 m/a., 6.3 v. 6 amps., 6.3 v. 6 amps., 5 v. 3 amps. Fully shrouded ....	63/6
<b>HS6</b> . Output 250-0-250 v. 100 m/a., 6.3 v. 6 amps., C.T. 5 v. 3 amps. For receiver R1355. Half shrouded ....	26/6
<b>HS150</b> . Output 350-0-350 v. 150 m/a., 6.3 v. 3 amps., C.T. 5 v. 3 amps. Half shrouded ....	27/9
<b>F36</b> . Output 250-0-250 v. 100 m/a., 6.3 v. 6 amps., C.T. 5 v. 3 amps. Fully shrouded ....	29/6
<b>FS120</b> . Output 350-0-350 v. 120 m/a., 6.3 v. 2 amps., C.T. 6.3 v. 2 amps., C.T. 5 v. 3 amps. Fully shrouded ....	29/9
<b>FS256</b> . Output 250-0-250 v. 80 m/a., 6.3 v. at 6 amps., 5 v. at 3 amps. Fully shrouded ....	28/6
<b>PR1/1</b> . Output 230 v. at 30 m/a., 6.3 v. at 1.5/2 amps. ....	21/-
<b>FS150</b> . 350-0-350 v. 150 m/a., 6.3 v. 4 amps., 5 v. 3 amps. ....	31/6
<b>FS150X</b> . Output 350-0-350 v. at 150 m/a., 6.3 v. at 2 amps. C.T. 6.3 v. at 2 amps., C.T. 5 v. at 3 amps. Fully shrouded...	31/6
The above have inputs of 200/250 v.	

**OUTPUT TRANSFORMERS**

<b>MIDGET OP.</b> 5,000Ω to 3Ω.....	3/9
8,000Ω to 3Ω.....	3/9
<b>MOPI</b> . Ratios 26, 46, 56, 66, 90, 120-150 m/a. max. current, C.T. for Q.P.P. Class B, etc. Secondary 2/4 ohms. Top panel, and clamped, each .....	5/6
<b>OPI0</b> . 10/15 watts output. 20 ratios on Full and Half Primary	17/9
<b>OP30</b> . 30 watts output, 20 ratios on Full and Half Primary...	25/9
<b>Williamson's O.P. Transformer</b> to Author's specification...	£4/4-
<b>Chokes for Williamson's Amplifier</b> , 30 H. at 20 m/a.....	16/6
10 H. at 150 m/a.....	32/-

**FILAMENT TRANSFORMERS**

All 200/250 v. Input.

<b>F3</b> . 6.3 v. @ 3 amps. ....	9/6
<b>F4</b> . 4 v. @ 2 amps., 7/6.	7/6
<b>F6X</b> . 6.3 v. @ 0.3 amps., 5/6.	8/-
<b>F12X</b> . 12 v. @ 1 amp. ....	
<b>FU6</b> . 0-2-4-5-6.3 v. @ 2 amps., 10/-.	16/6
<b>F12</b> . 12.6 v. tapped 6.3 v. @ 3 amps. ....	17/6
<b>F24</b> . 24 v. tapped 12 v. @ 3 amps. ....	17/6
<b>F29</b> . 0-2-4-5-6.3 v. @ 4 amps., 18/9.	17/6
<b>FU12</b> . 0-4-6.3 v. @ 3 amps. ....	17/6
<b>FU24</b> . 0-12-24 v. @ 1 amp. ....	
<b>FS</b> . 6.3 v. @ 10 amps. or 5 v. @ 10 amps., or 12.6 v. @ 5 amps., or 10 v. @ 5 amps. ....	34/-
<b>F6/4</b> . Four windings at 6.3 v. tapped 5 v. @ 5 amps. each, giving by suitable series and parallel connections up to 6.3 v. @ 20 amps. ....	51/6

Quotations, etc.—stamped addressed envelope, please.

**C.W.O.** (add 1/6 in £ for carriage).

Export enquiries invited.

**H. ASHWORTH** (Dept. W.W),  
676, Gt. Horton Road, Bradford 7, Yorks.



**INSULATED SLEEVING**

Heat, shock and moisture proof. Diameters from 0.5 mm. to 30 mm. in 36" lengths. It is manufactured in all colours and bi-colours.

**SPICERS LIMITED**

19 New Bridge St., London, E.C.4. Tel.: CENTral 4211

**GIVE YOUR WINDINGS  
A GOOD LIFE**

**IMPREGNATE WITH A BLICKVAC  
HIGH VACUUM IMPREGNATOR**



Full range of models available to meet the needs of

- ★ The large-scale Producer.
- ★ The Research Laboratory.
- ★ The small Rewind Shop.

**BLICKVAC UNITS MEET THE MOST STRINGENT SPECIFICATIONS.**

**Outstanding features:**

- ★ Ease in Control.
- ★ Simple attachment of auxiliary autoclaves.
- ★ Best quality fittings.
- ★ Fully demountable to facilitate cleaning.

**UNEQUALLED FLEXIBILITY AND PERFORMANCE.**

Units available for:  
VARNISH BITUMEN  
WAX POTTING RESINS

If your problem is Coil Impregnation

**CONSULT BLICKVAC**

Write today to

**HAMILTON ROAD WORKS, HAMILTON ROAD, S.E.27**  
Associated with Blick Time Recorders Ltd., Blick Engineering Ltd.

# "LITESOLD" SOLDERING INSTRUMENTS and ACCESSORIES

## SPECIFICATION

## PRICES

Size of Bit diameter	Weight (Less Flex)	Length	Loading	Fixed Bit	Replaceable Bit	Heat Guard	Safety Shield
Fixed or Replaceable	oz.	inch	watts	£ s. d.	£ s. d.	s. d.	s. d.
1/8"	1/2	6	12	1 19 6	1 11 6	4 6	5 0
3/16"	1 1/2	8 1/2	23	1 1 0	1 4 0	4 9	5 6
1/4"	2	9 1/2	27	1 2 6	1 5 6	4 9	5 6
5/16"	3 1/2	10 1/2	40	1 5 6	1 8 6	5 0	6 6

are rapidly increasing in favour among discerning users. We are pleased with the way they are being taken up by manufacturers after they have put their trial models to comparative tests. Let us hear from you to-day so that you too will know what a time and money saving proposition these "LITESOLD" models can be. Supplied in ranges from 6/7 to 230/50 v.

### LIFE TEST

(See July issue)

The three "LITESOLD" 1/4" mains models connected day and night since March 6th were still working satisfactorily when this advertisement went to press.

(Over 3,800 hrs.)



Illustration shows the 1/4" bit model in use with our HEAT GUARD.

LIGHT SOLDERING DEVELOPMENTS LTD., 106 GEORGE STREET, CROYDON, SURREY. Tel. CROYdon 8589

## LABORATORY *Valve Voltmeter*

### MODEL 26

A mains operated instrument designed to a very stringent specification. It measures d.c. and a.c. voltages from 0.2 to 250 v. with an upper frequency of 200 megacycles. It measures resistance from a few hundred ohms up to 500 megohms in four decades and it measures variations in power level over a wide range of decibels.



Accuracy conforms to B.S.89: 1954 for industrial moving coil meters. Zero stability within 0.7% on d.c. and 1% a.c. in 24 hours.

**ELECTRONIC INSTRUMENTS LTD**  
RICHMOND · SURREY · ENGLAND RICHMOND 5656

**Quality minded people  
the world over  
are choosing the  
Ambassador VISCOUNT**

**SEE it's AMBASSADOR**

AMBASSADOR RADIO & TELEVISION, PRINCESS WORKS, BRIGHOUSE, YORKSHIRE



This new radiogramophone version offers world-wide performance, eight wavebands, all coil ranges, six electrically bandsread. Garrard record changer. Record storage compartments for 200 records. 10" speaker. £79. 10. 0. in Gt. Britain. Export prices on application.



S. G. Brown provide Headphones and associated equipment for all known purposes.

Brochure "W" sent on request.

## S. G. Brown HEADPHONES FOR MARINE EQUIPMENT


Every seagoing vessel in this electronic age relies on Marine Communication Equipment.

Our contribution is a specialised range of reliable Headphones which provide ships' operators with the clearest possible reception of all signals—Morse or speech.

# S. G. Brown, Ltd.

SHAKESPEARE STREET, WATFORD, HERTS.

Telephone: Watford 7241.



## FREQUENCY METERS

2½-8" up to 10,000 cycles

## ACTIVE CURRENT METERS

(I × cos Ø)

A full range of switchboard and portable instruments, including four types of Millirange Meters.

## THE ELECTRICAL INSTRUMENT CO. (HILLINGTON), LTD.

Boswell Square Industrial Estate, Hillington,  
Glasgow, S.W.2. Halfway 1166 and 2194



# TRUVOX

## TAPE RECORDING AMPLIFIER

TYPE **C**



### APPLICATIONS

Expressly designed to correctly operate the TRUVOX Tape Deck Mk. III—for Recording and Playback through a 3 ohm speaker, also supplying power for erasure and biasing. Additional facilities are as (a) a pre-amplifier to feed a power amplifier for the playing of recordings at greater than normal volume (for auditorium purposes etc.); (b) a pick-up amplifier to operate a loudspeaker direct from a gramophone pick-up; (c) a two-station radio receiver for direct listening or recording with a TRUVOX Radio Jack.

### TECHNICAL SPECIFICATION

- (a) **Inputs:** At Jack No. 1 (i) during recording 1-2 mV (crystal microphone) at 1 megohm Impedance. (ii) for use as microphone amplifier 1-2 mV at 1 megohm. At Jack No 2 (i) during recording 0.5 v. at impedance of  $\frac{1}{2}$  megohm suitable for pick-ups and radio connection. (ii) for replay 0.5 v. at  $\frac{1}{2}$  megohm. At Jack No 3 for replay 0.5 v. suitable for pick-up connection at  $\frac{1}{2}$  megohm.
- (b) **Output:** 4 watts output at impedance of 3 ohms suitable for direct connection to moving coil speaker.
- (c) **Oscillator:** Brought into circuit on record. Fixed frequency at approximately 45 Kcs. at high impedance to suit Truvox Tape Deck. Erase voltage at least 150 v. Bias 80 v. approx.
- (d) **Level indication by Magic Eye Indicator:** Taken out of circuit during replay.
- (e) **Hum level:** 50 db down at 4 watts.
- (f) **Frequency Response:** Fixed recording characteristic. Variable reply characteristics in accordance with setting of tone control. Fixed level response as pre-amplifier when switch in neutral position. Combined with characteristics of the Truvox heads and modern tapes, this gives a substantially level response from 70-10,000 cps.
- (g) **Valves:** 1 EF.86 or Z.729, 1 ECC.83, 1 EL.84, 1 5Y3GT, 1 EM.34, HT line voltage not in excess of 300 v.

The amplifier is designed to operate from AC supply mains 110-250 v. List price 16 gns.

**TRUVOX LIMITED**  
HARROW MIDDLESEX



Sales Office: 15 Lyon Road, Harrow, Middlesex. Telephone: Harrow 9282  
Technical & Service Depts.: 328 The Broadway, Station Road, Harrow, Middlesex. Telephone: Harrow 4455

for

## SELENIUM RECTIFIERS

consult



WHETHER the need is for a single unit or a supply running into thousands . . . if it's a Selenium Rectifier that must fulfil critical requirements and maintain its characteristics over long periods . . . the answer is to be found with Electrix.

- Electrix Rectifiers are characterised by their cool running and consistent long-life conformity to stated specification.
- Manufacturers, Traders and Electronic Engineers, send us your specific requirements.
- Your needs may possibly be met from "standard" types, or
- "To specification" models can be quickly prepared.
- Quotations by return . . . and deliveries a matter of days only.
- We welcome export enquiries.

Here are some typical "standard" full-wave types each

Output 12/15 Volts D.C. 1 Ampere.	List Price	9/-
Output 12/15 Volts D.C. 2.5 Ampere.	"	13/6
Output 12/15 Volts D.C. 4 Ampere.	"	22/6
Output 12/15 Volts D.C. 6 Ampere.	"	35/-

### Trade Supplied

- Heavy duty rectifiers with say 230/250 volts A.C. input and 220 volts D.C. output a speciality.
- We use only freshly manufactured selenium plates and components, no ex-W.D. materials whatsoever.

**HOUSEHOLD ELECTRIX LTD**

47-49 HIGH ST., KINGSTON-ON-THAMES

Telephone: KINGston 4585

## 10,000 SATISFIED CUSTOMERS

# Holley's

Complete Hi-Fi Service including complete new range of Audio furniture to house your equipment.  
Phone, call or write for details.

### HI-FI LOUDSPEAKERS AND ENCLOSURES

Wharfedale Corner Assembly .....	£72 0 0
Lowther P.M.3 .....	£96 0 0
Pamphonic .....	£57 15 0
Goodmans Dual Axlom in recommended Labyrinth Cabinet .....	£85 0 0
Tannoy 15in. dual .....	£33 10 0
Tannoy 12in. dual .....	£27 10 0
Wharfedale Super 12/CS/AL and 15/CS, each.....	£17 10 0
Goodmans Axiom 150 Mk. II .....	£10 5 6
Corner Baffles (sand/filled) to take 10in. and 12in. units .....	£9 17 6

### RADIO FEEDER UNITS AND AM/FM TUNERS

Chapman F.M. ....	£18 10 0
Lowther F.M. ....	£22 0 0
Sound Sales F.M. ....	£15 0 0
Chapman S.4 .....	£16 0 0
Chapman S.5 .....	£21 6 8
Lowther LES .....	£23 0 0
Lowther DT.4 .....	£37 16 0
Leak V/S .....	£34 19 0

### HI-FI AMPLIFIERS

Sound Sales A-Z Junior including T.C. Unit.....	£20 0 0
Robers Baby de Luxe .....	£14 10 0
Rogers Senior .....	£28 0 0
Armstrong A-10 .....	£19 15 0
Tone Control Unit, for above.....	£9 15 0
Leak TL.10 .....	£17 17 0
Leak TL.12 .....	£28 19 0
Sound Sales A-Z Senior with Tone Colour Unit.....	£32 10 0
QUAD Mark II and T.C. ....	£42 0 0

### PICK-UPS, L.P. HEADS and AUTOCHANGERS

New Leak moving coil pick-up with de- tachable heads. With one diamond stylus (78 or L.P.) .....	£11 9 6
Decca XMS with H. Head .....	£6 9 3
Connoisseur .....	£5 19 3
Extra heads .....	£3 6 3
Connoisseur 3-speed motor.....	£23 8 11
Collaro Transcription 3-speed Model 2000	£13 8 3
Garrard 3-speed Auto-Changer less heads	£13 10 0
Garrard 3-speed T Type.....	£10 0 2

Also complete Hi-Fi equipment for as low as 49 gns.  
Tape Recorders from 26 gns.

## HOLLEY'S RADIO

285, CAMBERWELL ROAD, LONDON, S.E.5.

Tel.: RODney 4988.

Hours: 9.30 to 6 p.m. including Saturdays, 1 p.m.  
Thursday.

Hire Purchase Terms Arranged, Export Orders  
Accepted, Technical Advice and After Sales Service.

## Have your reserve plant PLASTIC SPRAY COATED

and you can then safely and  
economically store it in the open

**on your own premises**

Valuable productive space can be saved in Factory and Depot by the moving outside of equipment that for any reason is temporarily out of commission.

Specialist mobile teams developed and trained by Export Packing Service Limited are now available to carry out Plastic Spray Preservation for many types of equipment and machinery 'on site'. Using a brand of coating approved by Ministries and Services, a water- and moisture-vapour-proof skin of various thicknesses can be provided to give whatever protective life is required. This skin affords complete protection against corrosion, and is easily removable, leaving the equipment ready for immediate use.

### EXPORT PACKING SERVICE LTD.

Imperial Bldgs., 56 Kingsway, London, W.C.2.

Telephone: CHAncery 5121/2/3

and at:  
CARDIFF · BANBURY · MERTHYR · SITTINGBOURNE



## MANUFACTURERS

of

# MAGNETIC RELAYS

## POST OFFICE TYPE

3,000 and 600

Contractors to:

**H.M. GOVERNMENT AND  
LEADING MANUFACTURERS**

**COILS** up to 80,000Ω.

**CONTACTS** up to 8 amps.

**INSULATION** up to 5 kV.


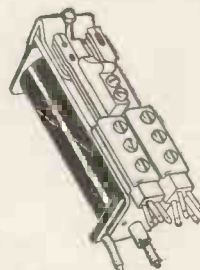
*Specialists in Tropicalisation and  
Inter Services Jungle Finish.*

Conforming to A.I.D. and  
C.I.E.M.E. standards.

**PROTOTYPE** Relays made to  
specification.

**POST OFFICE TYPE KEYS**  
supplied to specification.

*Speedy deliveries  
Enquiries invited*



**A.D.S. RELAYS LTD.** Dept. W.W.

12, STORE STREET, LONDON, W.C.1.

Tel.: MUSEum 2453

# Industry is Solving Valve Testing Problems

WITH THE

## Mullard HIGH SPEED VALVE TESTER



Industries which deal extensively with radio and other electronic equipment are finding the Mullard High Speed Electronic Valve Tester ideal for routine checks. This instrument provides the quickest method of checking large quantities of valves, and can be operated if necessary by non-technical personnel after only a few minutes' instruction. Write for full details and a copy of the folder "High Speed Testing in Industry" to Department E.V.D. at the address below.

# Mullard



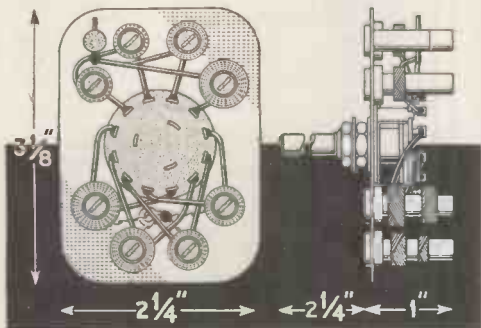
MULLARD LTD., CENTURY HOUSE, SHAFTESBURY AVENUE, W.C.2

MVM266A

## MAXI-Q

We GUARANTEE these seven Coil Packs to be the finest of their class in the Country. Mechanical precision, design and technical performance unsurpassed

CP.4/L & CP.4/M



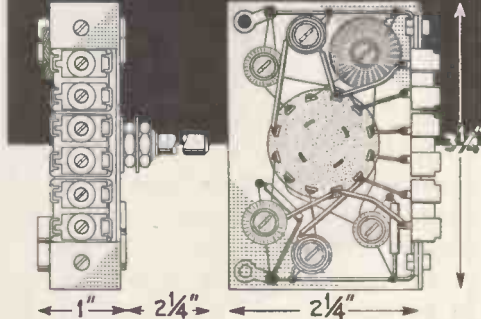
These compact 4-station Coil Packs are available for either— 1 Long wave and 3 Medium wave stations (CP.4/L), or 4 Medium wave stations (CP.4/M). They are fully wired and require only four connections for use with any standard frequency changer valve.

Retail Price of each unit :

25/—, plus 8/4 P.T.—Total 33/4.

With Gram. position 31/—, plus 10/4 P.T.—Total 41/4.

CP.3/370 pF. & CP.3/500 pF.



These 3 waveband Coil Packs are available for use with either 370 pF or 500 pF tuning condensers. The coverages are: Long wave 800-2,000 metres, Med. wave 200-550 metres, Short wave 16-50 metres. Designed for use with Jackson Bros. Full Vision Drive or SL.8 Spin Wheel Drive. Retail Price of each unit :

32/—, plus 10/8 P.T.—Total 42/8.


CP.3/G with Gram. position, suitable for use with 500 pF Tuning Condenser 39/—, plus 13/— P.T.—Total 52/—.  
Send 1/- in stamps for GENERAL CATALOGUE.

**DENCO (CLACTON) LTD. 357/9 OLD ROAD, CLACTON-ON-SEA, ESSEX**



# MUREX SINCOMAX MAGNETS

are used in this PULLIN  
POWER LEVEL INDICATOR



Photograph of the 3 1/2" Rectangular VU meter by courtesy of Measuring Instruments (Pullin) Ltd.

Another typical example of the use of Murex 'Sincomax' Magnets where the need is for high flux density and magnetic stability. In this application as in many others Murex Sintered Magnets continue to give accurate and reliable service.



**MUREX LIMITED** (POWDER METALLURGY DIVISION)  
RAINHAM • ESSEX • TELEPHONE: RAINHAM, ESSEX 3322  
London Sales Office: CENTRAL HOUSE, UPPER WOBURN PLACE, W.C.1, EUSon 8265

# FM

Will dealers and wholesalers interested in Frequency Modulation please contact us for advance information on our new feeder units and complete receivers. This will be a wonderful new market so do not delay—be first in your area.

## CONCERTO RECORDERS

54 LANSDOWNE PLACE, HOVE, SUSSEX  
TELEPHONE: HOVE 70776

## ASK ARTHURS FIRST

★ **NEW VALVES** Send your enquiries for all Radio and Electrical goods, especially those in short supply.

We have probably the largest variety of valves in the country. Let us know your requirements.

### AVO METERS IN STOCK

Avo Model 7 .....	£19 10 0
Avo Model 8 .....	£23 10 0
Signal Generator, Mains and Battery Models .....	£30 0 0
Electronic Test Meter .....	£40 0 0
Valve Characteristics Meter .....	£60 0 0

Also full range **TAYLOR METERS**. List on request

### VALVE MANUALS

Mullard .....	5 0
Osram .....	5 0
Brimar No. 5 .....	5 0
Mazda, Part 2 .....	2 0
Mullard Valve Replacement Guide .....	2 6
Art and Science in Sound Reproduction by F. H. Brittain, D.F.H. ....	2 6
Postage 6d. each extra.	

Leak TL/10 Amplifier and "Point One" Preamplifier complete .....	£28 7 0
Chapman Tuning Units .....	£17 6 8
Leak Tuning Unit .....	£35 6 3
Grundig Tape Recorder .....	£68 5 0
Grundig Microphone ...	£6 6 0

Recording Tapes: All makes in stock.

Terms C.O.D. or Cash with order. Goods offered subject to being unsold and to price alteration.

*Arthur's* EST. 1919

PROPS: ARTHUR GRAY, LTD.

GRAY HOUSE, 150-152 CHARING CROSS ROAD, LONDON, W.C.2  
TEMple Bar 5833/4 and 4765. Cables: TELEGRAY, LONDON

# AERIALITE AERIALS

are designed for

## HIGH PERFORMANCE



**AERFRINGE**—For long-distance reception this range has the high electrical performance which is essential. The robust construction ensures long service even in the most exposed conditions. The range is available with 10ft. or 14ft. alloy mast and double chimney lashings or arrays only. Prices from £12/15/- complete (Model 63).

**Model 63A**  
Forward Gain 8 dB  
Front/back Ratio 21.6 dB  
Acceptance Angle 55°



**DUBLEX**—Special folded dipole construction plus driven array connections make the Dublex the highest gain aerial in this price bracket. The Dublex (as supplied to the B.B.C.) is available with 7ft., 10ft. or 14ft. mast versions or as an array only. The Dublex 775 (7ft. mast, single lashing bracket) is £4/8/6 complete. (Mast and array is only 3.2 lb.)

**Model 77**  
Forward Gain 6 dB  
Max/min Ratio 25 dB  
Acceptance Angle 96°



**UNEX**—Light in weight, high in performance, the Unex combines excellent forward gain with robust construction at a low price. The cross-connected elements give a driven array which is extremely easy to erect. The Unex 835 (with 6ft. alloy mast, single lashing chimney bracket) is only £3/14/6 complete.

**Model 83**  
Forward Gain 3 dB  
Front/back Ratio 25 dB  
Acceptance Angle 176°



**AERFOLD**—Where conditions do not allow an outdoor aerial to be fitted, the Aerfold provides a high gain aerial which has excellent directivity. It is easy to fit and by rotation will eliminate or substantially reduce interference. Price £1/5/-.

**Model 71**  
Forward Gain 3.75 dB  
Max/min Ratio 40 dB  
Acceptance Angle 120°

See us at the  
**RADIO SHOW**  
**STAND 64**

THE AERIAL'S RIGHT  
IF IT'S AN AERIALITE

**'AERIALITE' Aerials**

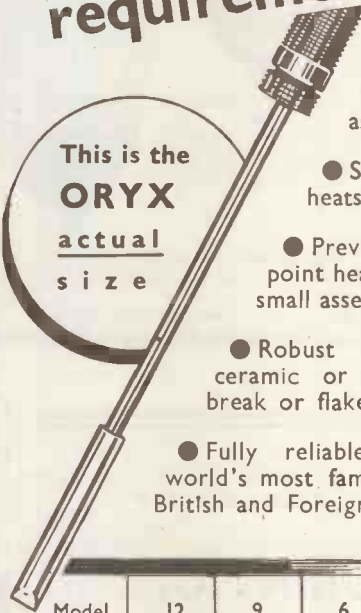
AERIALITE LTD · STALYBRIDGE · CHESHIRE

Depots at: London, Bristol, Birmingham, Manchester, Newcastle and Glasgow.

# NOW—

in 5 different models  
to suit all your  
soldering  
requirements

This is the  
**ORYX**  
actual  
size



● No fatigue — as light and easy to use as a pencil (½ oz.).

● Speeds production — heats up in 30 seconds.

● Prevents damage — pinpoint heat concentration for small assemblies.

● Robust construction — no ceramic or mica formers to break or flake.

● Fully reliable — used by the world's most famous manufacturers, British and Foreign Governments.

Model	12	9	6	6A	11
Volts	6 12 24-27½	6 12 24-27½	6	6	6
Watts	50 12	8.3	6	6	10
Bt. Dia.	3/16 (push-on)	5/32 (push-on)	1/16 (fixed)	3/32 (push-on)	5/32 (push-on)
Nett Weight	0.5 oz.	0.25 oz.	0.25 oz.	0.25 oz.	0.25 oz.

# ORYX

SUB-MINIATURE  
SOLDERING  
INSTRUMENTS

Sole Distributors:

ANTEX · 3 Tower Hill · London · EC3  
Telephone: ROYal 4439

It's a

**DELIBERATE MISTAKE**

if you don't make sure of

**NATURAL REPRODUCTION**

12in. 15 WATT 'DE LUXE'  
Frequency Range 18 to 17,000 c.p.s. Fundamental Resonance (approx.) 35 c.p.s. Peak A.C. Input (open baffle) 15 watts.



12in. 20 WATT SINGLE CONE  
Frequency Range 25 to 16,000 c.p.s. Fundamental Resonance (approx.) 45 c.p.s. Peak A.C. Input (open baffle) 20 watts.



With a **BAKERS**  
*Permanent Magnet*  
**LOUD SPEAKER**

15in. 30 WATT 'AUDITORIUM'  
Frequency Range 20 to 14,000 c.p.s. Fundamental Resonance (approx.) 40 c.p.s. Peak A.C. Input (open baffle) 30 watts.



The "Selhurst" corner cabinet finished in walnut, oak or mahogany provides the perfect housing for all BAKER Speakers. 5 cubic ft. and 8 cubic ft. Models Available.

**BAKERS**  
*'Selhurst'*  
**RADIO**

Please write for full details to :

24 DINGWALL ROAD, CROYDON, SURREY.

Croydon 2271/2

Sole Distributors for Eire : BRIAN CURRAN, 283 Harold Cross Road, TERENCE, DUBLIN

MANUFACTURERS OF

**AUTOMATIC,  
AND HAND  
COIL WINDING  
MACHINES**

YOUR ENQUIRIES ARE INVITED

**ETA TOOL CO**

(LEICESTER) LTD

29A WELFORD ROAD, LEICESTER

Phone 5386

**CO-AX** PRECISION CONNECTORS  
*Better ON all* **COUNTS**



- design
- machining
- performance
- price
- delivery

The most comprehensive range of U.S. CONNECTORS outside the U.S.A.

**CO-AX** Connectors

**CO-AX** Cables **R.G.** Cables  
Microdual drives

TRANSRADIO LTD, 138A Cromwell Rd, London SW7. Tel: FRE.4421



# A REMINDER . . . .



Since we pioneered wide-angle scanning for the Home-Constructor several years ago, we have become so well-known as manufacturers of reliable television components that some of our standard lines are liable to be forgotten.

Typical examples of these are:—

465 kc/s I.F. Transformers, type 160 (Miniature) size 1in. x 1in. x 2in. Price 7/6 each.

465 kc/s I.F. Transformers, type 158 (Standard) size 1½in. x 1½in. 3½in. Price 9/6 each.

Tape-Deck Oscillator Coils, type 31. High impedance, screened, each coil adjusted to 9 mH. Price 9/3 each.

From all Leading Stockists.

Deflector Coils type DC300/C. As specified for the "Teleking," "Supervisor" and "Magnaview."

Conversion circuits for 14in. and 17in. C.R. Tubes now available.

## ALLEN COMPONENTS LIMITED

Crown Works, Lower Richmond Rd., Richmond, Surrey

Telephone: Prospect 9013

Send 9d. and S.A.E. for Wide-Angle Circuit Diagrams

# LONGEST SCALE — SMALLEST SPACE



*This compact, robust D.C. Milliammeter is flush mounting and is ideal for use in restricted space.*

SCALE LENGTH : 9"

RANGE FROM 0-500  $\mu$ A

**The meter with the dead beat movement**

The meter measures only 5" across and the depth behind the panel is only 2" yet it retains a scale length of 9". It is available with spade or knife-edge pointer and special scales can be supplied to customers' specification if required. Send for prices and full details.

## BRITISH PHYSICAL LABORATORIES

Radlett, Herts



Tel : Radlett 5674/5/6

LONDON STOCKIST: M. R. SUPPLIES LTD., 68 NEW OXFORD STREET, LONDON. W.C.1

Other Components by:  
**T.C.C., BELLING-LEE,  
 WELWYN, OSRAM,  
 COSSOR, ERIE.**



**P.A.I. PRE-AMP**  
**CASH PRICE £8.18.6**  
 or  
**DEPOSIT £2.19.6**  
**11 PAYMENTS 11.10**

# Come and Hear it!

**THE WORLD-FAMOUS  
 WILLIAMSON AMPLIFIER  
 WITH PARTRIDGE TRANSFORMERS & CHOKES**  
*By common consent the finest ever!*

**ASSOCIATED EQUIPMENT**

Connoisseur 3-speed Motor .....	£23	8	11
Collaro Transcription 3-speed Motor with Studio "P" Pick-up. Model 2010 .....	£18	4	9
Collaro 3-speed Transcription Motor .....	£13	9	6
Collaro AC3/534 with Studio "O" or "P" Pick-up ...	£10	6	0
Garrard "T" 3-speed Motor with fixed Crystal T.O.H. ...	£10	12	8
Garrard "T.A." 3-speed Motor choice of MPM2 Heads ...	£10	16	0
Garrard L.R.S.I. Centre Spindles for 45 records .....	£1	3	3
Connoisseur Pick-up with 2 heads .....	£9	5	6
Docca Pick-up with 2 XMS Heads .....	£6	9	5
Acos GP20/Hi-G with 2 heads .....	£5	10	7
Speakers:			
G.E.C. BCS 1851 Metal Cone .....	£8	15	0
Goodmans Axiom 150 .....	£10	5	6
Goodmans Axiom 22 Mk II .....	£14	14	0
W.B.SB10 Bin. Unit 3 ohm .....	£3	0	6
W.B.HF12 9in. Unit 3 ohm .....	£3	7	0
W.B.HF1012 10in. Unit 3/15 ohm .....	£3	13	6
Wharfedale Super 5CS/AL .....	£6	13	3
Wharfedale Super 8CS/AL .....	£6	13	3
Wharfedale Golden 10in. .....	£7	13	3
Wharfedale Golden/CSB .....	£8	6	7
Wharfedale W12/CS .....	£9	15	0
Wharfedale Super 12SC/AL .....	£17	10	0
Wharfedale Separators Type "B" 1000 c/s. 7-16 ohm	£3	2	6
Wharfedale Separators Type "D" 1000 c/s. 2-6 ohm	£4	2	6
Wharfedale Separators Type "F" 3000 c/s. 7-16 ohm	£2	8	6
Wharfedale MGI Equaliser .....	£2	17	6
Wharfedale 3-way † section Crossover .....	£8	10	0

**WIRED AND TESTED**

**CASH PRICE £26.15.6**  
 or  
**DEPOSIT £8.18.6**  
**11 PAYMENTS £1.15.8**

**KIT FORM**

**CASH PRICE £22.1.0**  
 or  
**DEPOSIT £7.7.0**  
**11 PAYMENTS £1.9.5**

## TELE-RADIO (1943) LTD.


189 EDGWARE ROAD, LONDON, W.2.  
 SHOP HOURS: MON.-SAT. 9 a.m. to 6 p.m.

Phone: PAD 4455/6  
 THURSDAY 9 a.m. to 1 p.m.

WE SHALL BE AT THE  
**RADIO SHOW**  
 EARLS COURT  
 AUG 25 - SEPT 4

## SEE THE NEW RANGE OF PRODUCTS BY 'TELEMAX'

AND THE EVER-POPULAR  
**PROJECTION TELEVISION**  
*for your Own-Styled Cabinet*  
 (TO PROJECT 4' x 3' PICTURE)



- ★ 23-valve Superhet circuit.
- ★ Sensitivity better than 50 microvolts.
- ★ Full bandwidth. 5-channel facility.
- ★ Complete with valves, c.r.t. and optical unit.
- ★ Chassis size approx. 19" x 17" x 15".

★ Detailed Specification from Manufacturers.

## TELEMECHANICS LTD.

3, NEWMAN YARD, NEWMAN ST., LONDON W.1  
 LANGHAM 7965



**EDDYSTONE COMMUNICATION RECEIVERS**

Now Available on attractive Hire Purchase Terms.

Model	Cash Price	Deposit	Monthly
740 .....	£42 15 0	£8 11 0	£3 2 10
840 .....	£45 0 0	£9 0 0	£3 2 6
750 .....	£68 0 0	£13 12 0	£5 0 0
680 .....	£106 0 0	£21 4 0	£7 15 6

Installments are for 12 months.  
 The model illustrated is the 740. All are for AC only operation except the 840 which is AC/DC 110/250 v. making it especially suitable for universal use. Descriptive literature on request.  
 The relaxation of H.P. restrictions enables us to offer the above attractive terms.

Latest Eddystone component catalogue 1/-.



**55 COUNTY ROAD, LIVERPOOL, 4**  
 Telephone: AINTREE 1445 ESTAB. 1935

The NEW  
**GRUNDIG**

**TK 819**

*for highest fidelity  
in Sound Recording  
40 c.p.s. to 14,000 c.p.s.*

★ Most good Radio and Photographic Dealers stock Grundig. See one today, or write for leaflet to—

Never before has such high fidelity been attained in a portable sound recorder. Besides this amazing frequency range the technician will be impressed by the many other features incorporated in the Grundig TK 819: simple Push Button Controls; unique Magic Eye tuning device for play-back as well as recording; Two Tape Speeds giving one hour of High Fidelity music recording or two hours perfect speech recording; Built-in Clock Timing Indicator.



**95 GNS** less microphone.  
Wide-range Grundig Ribbon Microphone 12 gns., or unique Grundig Moving Coil Microphone 6 gns.  
Attractive H.P. Terms available.

**DESIGNED FOR THE CONNOISSEUR OF SOUND**

GRUNDIG (Gt. Britain) LTD., KIDBROOKE PARK ROAD, LONDON, S.E.3.

G 150

**THIS  
CASE**



reg. des. app. no. 870311

**IS ONE OF OUR 1072 SERIES**

*It is robustly constructed and has excellent ventilation.*

*Front panels of 10 S.W.G. steel bolt to standard G.P.O. drillings and it is supplied with chassis runners and cast inset handles.*

*It is one of our new range of standard metal cabinets, cases, racks and desks.*

**SEND TO DEPT. A**  
*for illustrated catalogue  
of our standard range*

**IMHOFS**

112-116 NEW OXFORD STREET, LONDON, W.C.1

MUSEum 7878



Great Britain's Valve Mail-Order House

**One Year's Guarantee**

1R5	18/5	12AT7	22/1
1B5	18/5	12AU7	22/1
1T4	14/6	12AX7	22/1
3B4	14/6	12SA7	20/2
3V4	14/6	12SK7GT	
01A	7/4		16/5
1A4	13/3	12SQ7GT	
1B4	13/3		15/1
1P4	10/2	20L6GT	13/3
1E5G	12/-	35Z5GT	13/3
1F5G	11/4	50L6GT	16/5
136G	12/-	20	12/-
5Y3GT	13/3	82	18/3
6A4	15/1	80	13/3
6AL5	11/4	81	18/11
6AQ5	11/5	112A	8/10
6AT6	15/1	1A7GT	18/11
6AU6	22/1	10G5T	14/6
6BA6	16/5	1H5GT	14/6
6X4	13/3	1NG5T	14/6
6J6	31/6	8A4	18/11
6SA7GT	20/2	3A5	31/6
6SK7GT	16/5	6X5G	13/3
6RQ7GT	15/1	1661(W4)	
6V6GT	18/5		
7E7	14/6	EK32	22/8
AZ1	13/3	EL3(N)	20/2
AZ31	13/3	EL33	18/5
AZ50(DW4)		EL37	22/1
CBL1	13/3	EL38	25/2
CL4	20/2	EL41	16/5
CY1	13/3	EM1	18/5
EB41	11/4	EM4	16/5
EB91(6AL5)		EM34	16/5
EB33	15/1	GZ34(GZ32)	18/6
EB11	22/1	EY51	25/2
EBF80	18/11	EZ40	13/3
ECC40	22/1	EZ41	13/3
ECH3	22/8	PY80	15/9
ECH25	20/2	FY81	18/11
ECH42	20/2	FY82	13/3
ECL80	23/4	PL81	18/5
EP9	19/6	PL82	16/5
EP37A	22/1	UBC41	15/1
EP39	18/5	UBL21	20/2
EP40	22/1	UCB21	20/2
EP41	16/5	UP41	18/5
EP50	22/1	UL41	16/5
EP80	22/1	UY41	13/3
EP91	22/1		Post 9d.

**SALE (2,000 101 TYPES) VALVES FROM 2/-**

01A	2/-	6F32	6/-
1B4	3/-	4T8P	5/-
1H6	3/-	138PA	5/-
1LN5	7/-	41MTL	3/-
2A6	2/-	71A	2/-
2A7	3/-	2028TH	8/-
2B7	2/-	220PT	4/-
6F7	6/-	ACHLDD6	6/-
6J7	5/-	EP6	17/6
9D2	7/-	KTZ63	5/-
12A	2/-	MSP4	5/-
128F5	6/-	MSPen	5/-
21	21	MSPenB	5/-
34	3/-	P2	3/-
35L6	8/-	P215	2/-
48	4/-	PM12M	3/-
50Y6	8/-	PM24A	7/6
954	2/-	SP13	4/-
117Z6	7/-	VP13C	7/-
4T8A	6/-		Post 9d.



**DEMOBDED Valves "Manual" 2/3**

Giving equivalents of British and American Service and Cross Reference of Commercial Types with an Appendix of B.V.A. Equivalents and Comprehensive Price List. We have still some Valves left at very old Budget Rates (33 1/2%) which are actually sold at the old price. (1951 rate.)

**PIFICO**  
All-in-one Radio-meter A.C./D.C. Tests everything in Radio. Complete with Test prods. 29/6 Post 1/6.

**TYANA TRIPLE THREE**  
Small Soldering Iron. Latest development. Complete with detachable bench stand, 19/6. Post 1/-.

Deposit and Monthly **10/-** **AC ELECTRIC PAINT SPRAYER**  
Just plug in and spray. Easier than a brush and twice as fast. Post 75/-.

2/- Ceiling Adaptor Free. **Electric PAINT STRIPPER**  
Outdates blow lamp. It's a unique foolproof electric tool. Easier and faster. Clean and safe. Old paint goes like magic. Cost 1d. per hour. A.C./D.C. Complete. Guaranteed.

**RADIO BULL'S VALVES**  
246 HIGH ST. HARLESDEM WIND

**BLACK & DECKER**  
HANDY UTILITY Portable Electric DRILL.  
Deposit £2 CASH PRICE £5/19/6 or 9 easy payments. 10/6 Monthly.

**MAX**  
The easiest and quickest way of cutting holes in sheet metal. The cutter consists of three parts: A die, a punch and an Allen screw. The operation is quite simple. Prices, incl. key: 1 1/2 in. 12/4; 1 3/4 in. 12/4; 1 7/8 in. 13/4; 1 3/2 in. 14 in. and 1 1/2 in. 16/- each; 1 1/2 in. and 1 1/4 in. 18/- each; 1 1/2 in. 19/9; 2 1/2 in. 31/9; 2 1/2 in. 36/8; 1 in. square 24/3. Post 1/-.

**ROD** Antennas. 1ft. sections interlocking and extending, copper plated steel. BARGAIN. 2/6 dozen.

**B.T.H. GERMANIUM CRYSTAL DIODE.** Complete with Blueprint and operating instructions. 2/-

**7/6 REDUCED FROM 21/-** **7/6**  
Pre-heated Electric Soldering Irons. 24 v. 36 Watts. Press button switch fitted. Corrosion-free Bit. Specially designed for fine work. Limited quantity.

**"2000" AUTOMATIC BLOWLAMP**  
Burns methylated spirit. Completely Automatic. Absolutely safe. Suitable for all kinds of tinman's and silver soldering, glass bending etc. 2,000 deg. Fahrenheit flame. Post 9d.

**SERVICE SHEETS**  
The one you require enclosed if available in a dozen assortment of our best choice. 10/6.

**TAYLOR METERS on EASY TERMS ask for Catalogue**

**RADIO STETHOSCOPE**  
A novel device aptly called a Radio Stethoscope is described in a recent edition of the "Radio Constructor." With it in most districts a receiver can be checked from the grid of the first valve right through to the output. It is a complete fault-finder. The only parts needed to make the simple circuit tracer are a pair of crocodile clips, a germanium crystal, and a paper tubular condenser, and we will supply whole outfit for 6/6, post free, and with each outfit we will give reprint of the article as it appeared in the "Radio Constructor."

**BK** cordially invite all High Fidelity enthusiasts TO VISIT THEIR **REGENT ST. SHOWROOM**



GOODSELL FMT/401

● Also demonstrated are the latest versions of quality equipment by ACOUSTICAL, GOODSELL, LEAK and ROGERS, as well as the NEW HIGH FIDELITY AMPLIFIER by ARMSTRONG.

These Equipments can be heard with a wide range of high quality loudspeaker systems and associated equipment.

★ H.P. TERMS AVAILABLE

**B. K. PARTNERS LTD.**

229 Regent St., London, W.1. (Entrance Hanover St.) Phone: REG 1051 & 7363


FOR A **DEMONSTRATION** of the latest precision built **CHAPMAN** and **GOODSELL** FM TUNER UNITS



CHAPMAN FM81

These and other high fidelity equipments are demonstrated at our showrooms: Daily 10.30 a.m.—5.30 p.m. Saturday 10.30 a.m.—12.30 p.m.

**WEYRAD** STANDARD I.F. TRANSFORMERS



**TYPE P.5.**

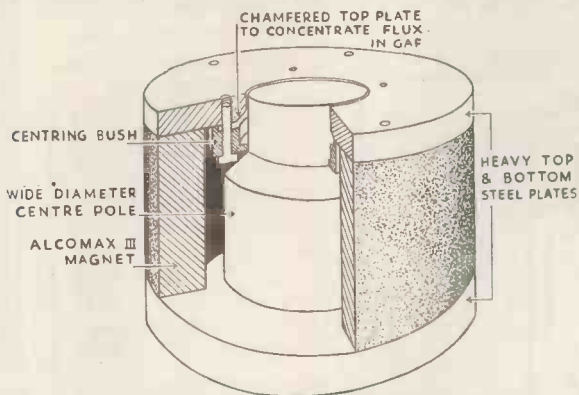
A HIGH-PERFORMANCE TRANSFORMER SUITABLE FOR USE WITH A WIDE RANGE OF VALVES AND AVAILABLE FOR DELIVERY FROM STOCK IN LARGE QUANTITIES. ROBUST CONSTRUCTION AND EASE OF INSTALLATION RENDER IT OF PARTICULAR INTEREST TO MANUFACTURERS.

SIZE 1 3/8" SQUARE x 3 1/2" HIGH.  
OPERATING FREQUENCY = 460 Kc/s.  
BANDWIDTH = 8 Kc/s. AT-6 db.  
"Q" AT 460 Kc/s. = 130 (NOMINAL).

SPECIAL VERSIONS CAN BE SUPPLIED TO MEET MANUFACTURERS' REQUIREMENTS.

**WEYMOUTH RADIO MFG. CO., LTD.,**  
CRESCENT STREET, WEYMOUTH, DORSET.

# Letter from SOUTH AFRICA



**SUPER 12 MAGNET**

The outstanding performance of the Super 12/CS/AL speaker is primarily due to the magnet. The diagram illustrates the internal layout. Total weight 16 lbs. Weight of Alcomax III casting 6½ lbs. Total Flux—190,000 lines. Price of speaker £17 10s. 0d. tax free.

# Wharfedale

WIRELESS WORKS LTD.

Bradford Rd., Idle, Bradford, Yorkshire. Telephone: Idle 1235/6.

Constantia,  
Cape, South Africa.  
26th April 1954.

Dear Mr. Briggs,  
I ordered and received your book "Sound Reproduction" on 1st July 1953 and after reading the first chapter realised that after many years I had at long last found many answers to my amateur questions regarding recorded sound.

After reading your chapter on sand-filled panels I discovered that a Firm in Cape Town was specialising in Hi-fi equipment, W. L. Proctor (Pty.) Ltd. I am now the proud owner of a 9 cu. ft. reflex enclosure housing your W15/CS with the middle and treble units facing upwards, Super 8/CS and Super 5/CS/AL. The room is furnished with essentials only, placed against the walls. The timber used in the sand-filled panel is Imbuia, a hardwood. The top is of the same wood.

My old records have taken on a new lease of life and I now hear music sounds which have lain buried in the records all these years. My head still whirls when I hear the full natural depth of the piano notes flowing into the room, the violin, the full orchestra, Kathleen Ferrier in her Bach and Handel Arias . . . an experience I would have travelled half way round the world to enjoy. I now hear more detail from some of the LP operas than I ever heard sitting in opera houses overseas.


My long-awaited entry into the sphere of natural sound I owe entirely to you by way of your most enlightening book "Sound Reproduction." I can only say thank you again and again.

E.M.

# AUDIO OSCILLATOR UNIT

This compact, pre-calibrated unit is eminently suitable for incorporation in any equipment requiring an accurate source of frequency covering the range 20 ~ 20 kcs. Its power requirements are small and it is supplied complete with drilling template and all accessories required for fitting. When fitted to a high-fidelity amplifier it enables rapid checks of performance to be carried out. At a small additional cost it can be supplied with frequency coverage up to 200 kcs. Send for full details of this and other instruments, which include:

- SIGNAL GENERATOR TYPE 10, price £7/10/- (postage, etc., 3/6).
- PATTERN GENERATOR TYPE 4, price £8 (postage, etc., 3/6).
- LOW FREQUENCY OSCILLATOR, price £15/15/- (postage, etc., 5/-).
- CHECKTEST, price £1/17/6 (postage, etc., 2/-).
- CALIBRATED VARIABLE CONDENSER, price £3/3/- (postage, etc., 2/-).



**Price: £6-0-0**  
(Postage & packing 3/6)

**Easy Payments Terms Available**

TRADE AND EXPORT ENQUIRIES INVITED.

**HOMELAB INSTRUMENTS LIMITED, 615-617, High Road, London, E.10**

Phone: LEY 5651

# MODERN ELECTRICS LTD.

164 Charing Cross Road, London, W.C.2.

Tel.: TEMple Bar 7587.

Cables: Modcharex, London.

Export enquiries welcomed.

Immediate delivery from stock.

Prompt attention to post orders.

**TAPE RECORDERS**

GRUNDIG 819.....	£99 15 0
GRUNDIG TK9.....	£68 5 0
BAIRD Mk. II.....	£61 19 0
BAIRD Soundmaster.....	£68 5 0
FERROGRAPH 2A.....	£79 16 0
VORTEXION 2A.....	£84 0 0
EDITOR.....	£47 5 0
ELIZABETHAN.....	£50 8 0
WEARITE TAPE DECK.....	£35 0 0

**RECORDING TAPES**

GRUNDIG L.G.S. 1,200ft.....	£2 0 0
850ft.....	£1 14 0
FERROVOICE 1,200ft.....	£1 2 6
Spare Spools.....	4 6
E.M.I. 1,200ft.....	£1 15 0
E.M.I. 600ft.....	£1 1 0
GEVAERT 1,200ft.....	£1 15 0
SCOTCH BOY 1,200ft.....	£1 15 0
600ft.....	£1 1 0
Spare Spools, 1,200ft.....	4 3
Spare Spools 600ft.....	3 3
FERROGRAPH 1,200ft.....	£2 5 0
1,750ft.....	£3 3 0
8 1/2 in. Spools.....	9 6
AGFA 1,200ft.....	£1 17 6
600ft.....	£1 2 6
Lead on tape 150ft.....	8 0

**RECORD REPRODUCING EQUIPMENT**

COLLARO TRANSCRIPTION Model 2000.....	£13 9 6
Model 2010.....	£18 6 6
GARRARD UNITS RC75M, RC75 A.C./D.C., RC80M, TA/AC, TA/B for Decca heads.	
CONNOISSEUR 3-spnd.....	£23 8 11

**SPEAKERS**

TRUVOX 12in. 3Ω.....	£2 5 0
W.B. STENTORIAN HF. 610.....	£2 10 6
HF. 810.....	£3 0 6
HF. 912.....	£3 7 0
HF. 1012.....	£3 13 6
GOODMANS Axiom 160 Mk. II.....	£10 5 6
Axiom 102.....	£9 18 2
Axiom 101.....	£6 12 1

**WHARFEDALE**

W15 CS.....	£17 10 0
Super 12 CS/AL.....	£17 10 0
W12 CS.....	£9 15 0
Golden 10 CSB.....	£8 6 7
Super 5 and 8 CS/AL.....	£6 13 3
Bronze 10in.....	£4 12 9
Bronze 8in.....	£3 4 0
W.B. Crossover Unit.....	£1 6 6
W.B. Tweeter Unit.....	£3 15 6

**TEST EQUIPMENT**

AVO Model 8.....	£23 10 0
Model 7 (latest).....	£19 10 0
Unimirror Mk. II.....	£10 10 0
Electronic Meter.....	£40 0 0
Wide Band Sig/Gen.....	£30 0 0
Valve Characteristic Meter.....	£60 0 0
D.C. Minor.....	£5 5 0
10kV Multiplier for Model 8.....	£3 5 0
Carrying Cases for Models 7, 8 and 40.....	£3 0 0

**ADVANCE**

H.1 (Sig/Gen).....	£25 0 0
E.2 (Sig/Gen).....	£28 0 0
J.1 New Model.....	£35 12 0
P.1.....	£19 19 0

**COSSOR**

Oscilloscope 1035.....	£120 0 0
Oscilloscope 1052.....	£104 0 0
Volt; Calibrator 1433.....	£18 5 0

**TAYLOR**

All new Taylor Test Gear in stock.

**PICK-UPS**

ACOS Hi G 20.....	£3 6 1
DECCA X.M.S. Magnetic.....	£6 9 5
CONNOISSEUR Super L/weight.....	£9 5 6
Spare Heads.....	£3 6 3
COLLARO STUDIO Type O or P.....	£3 14 4

**MICROPHONES**

ACOS Mic 22 (Crystal).....	£4 4 0
Mic inserts for above.....	£1 0 0
Mic 16 (Crystal).....	£12 12 0
Mic 35-1 (Crystal).....	£1 5 0

**LUSTRAPHONE**

M/C with T/F CS1.....	£5 15 6
Table base for above.....	£1 1 0
RESOL M/C (Low Imp.).....	£6 0 0
URA Ribbon.....	£7 5 0
RVA Ribbon.....	£9 0 0
Mumetal Transformer.....	£1 15 0

**MICROPHONE STANDS**

Floor, 3 extensions.....	£3 12 6
Table Stand.....	£1 1 0

**LEAK AMPLIFIERS**

TL.10 complete.....	£28 7 0
Point 1, TL.12.....	£28 7 0
Point 2, TL.25.....	£34 7 0
Vari-slope pre-amp.....	£12 12 0
Type VS RF Tuner Unit.....	£35 1 3

**SOLON. New Instrument Iron 200-250 v. 25 w.....**

19 8

ALL GARRARD, CONNOISSEUR, DECCA and COLLARO HEADS. SAPPHIRE and DIAMOND STYLI for the above HEADS NOW AVAILABLE.

H.P. Terms available on all items over £10 . 0 . 0

- T/V TECHNOLOGY
- RADIO ENGINEERING
- ELECTRONICS
- RADIO SERVICING

There's a big future in T/V and Radio. Act now! Increase your knowledge. Back up experience with a sound theoretical background. I.C.S. offer courses of instruction in—

T/V TECHNOLOGY ● ADVANCED SHORT-WAVE RADIO ● RADIO ENGINEERING ● RADIO SERVICE ENGINEERING ● RADAR ● BASIC ELECTRONICS.

I.C.S. will also coach you for the following examinations:— B.I.R.E.: P.M.G. Certificate for Wireless Operators; Radio Servicing Certificate (R.T.E.B.); C. & G. Telecommunications, etc., etc.

**DON'T DELAY—SEND COUPON TODAY** for free descriptive booklet, stating which subject or examination interests you. Fees include all books needed. Examination students coached until successful.

Reduced terms for H.M. Forces.  
Dept. 223D, I.C.S., 71 Kingsway, W.C.2

INTERNATIONAL CORRESPONDENCE SCHOOLS.  
Dept. 223D, International Buildings, Kingsway, London, W.C.2.

Please send Booklet on subject .....

Name..... Age.....  
(Block letters, please)

Address.....



- ★ For simplicity in operation—
- ★ With absolute reliability—
- ★ At reasonable cost—

## PANDA's the name



The Panda 50 watt multi-channel spot frequency H.F. Transmitter/Receiver designed and engineered for full operation under adverse climatic conditions. Ideal for radio telephone point to point working by unskilled personnel.

Competitive quotations for your specific requirements forwarded on request. Reasonable delivery assured.

**PANDA RADIO CO., (Telecommunications),**  
16-18, HEYWOOD ROAD, CASTLETON,  
NR. ROCHDALE. Telephone: CASTLETON 57396

Export Dept., 59-61, Union Street, London, S.E.1.  
Cables: "Allrite" London.



# THE NEW *Armstrong*

Specialists in High Quality Reproduction for over 20 years

ULTRA-LINEAR

## A.10 HIGH FIDELITY AMPLIFIER

AMPLIFIER



CONTROL UNIT

Output: 10-12 watts. Distortion: Less than .1% total harmonic at 8 watts. Frequency response: 10-100,000cps., within 1 db 15-30,000cps. Hum level: Better

than 80 db down. Damping factor: 40. Feed-back: 3 loops, main overall loop being 28 db obtained by means of a tertiary winding on the output transformer. Input required: 250 millivolts for 10 watts output. Valves used: Mullard low noise pentode EF86, ECC82, double triode, 2 EL37, triode-tetrode connected, GZ32 indirectly heated rectifier. ALL COMPONENTS FULLY TROPICALISED. Mains transformer by WODEN, PARTRIDGE output transformer, TCC condensers, Morganite controls and resistors. Mains input: Model A10, 200-250 v. A.C. 50 cycles, Model A10E, 100-110 v. A.C. 40-60 cycles. Finished: Hammered bronze.

Controls: 1. Input (a) Radio 50-150 Millivolts. (b) Gram. (low impedance) 15-100 m.v. (c) Gram. (high impedance) 70-150 m.v. (d) Microphone or Tape Recorder 10-100 m.v. 2. Equaliser (a) 78<sup>1</sup> (b) 78<sup>2</sup>. (c) L.P. (d) American NARTB 3. Filter (a) Roll-off 5 kcs. (grad.) (b) 7 kcs. (c) 9 kcs. (d) 9 kcs. (steep). (e) Level response. 4. Treble lift or cut of 15 db. 5. Bass lift or cut of 15 db. 6. Volume control combined with on/off switch. Valve: Mullard ECC83 double triode. Power supply for radio unit 300 v. 20 ma., 6.3 v. 1.5 a. Finished: Hammered bronze with engraved Florentine bronze panel.

SEE PAGES 82-129 for our NEW Radiogram Chassis, Radiograms, and Television Models.

EARLS COURT VISITORS see Page 161 for details of how to get to our DEMONSTRATION ROOM at HOLLOWAY. We shall be open daily from 9 a.m. to 6 p.m. (Saturdays until 5 p.m.). Special High Fidelity Demonstrations on Thursday evenings 8 p.m. DEMONSTRATIONS also available at your local High Fidelity Specialists.

When comparing prices of High Fidelity Equipment THE A.10 INCORPORATES ALL NECESSARY FILTERS, and no additional filter units are required.

£19.15.0

£9.15.0

PRICE: AMPLIFIER CONTROL UNIT


WRITE TO US FOR DESCRIPTIVE LITERATURE

ARMSTRONG WIRELESS & TELEVISION CO., LTD., WARLTERS ROAD, HOLLOWAY, LONDON N.7. Tel.: NOR 3213/4

## TELCON

## and TELEVISION

Many years' experience in cable making enables Telcon to meet every television and VHF requirement, from BBC transmission lines to down-leads for domestic television receivers.



### CAMERA LEADS

One of many specially manufactured multicore cables for trailing camera leads, capable of withstanding continuous flexing.



### TRANSMITTER AERIAL FEEDERS

Thimble-type air-spaced coaxial, as used as feeder cables at all the B.B.C. Television Transmitters.



### TELEVISION RECEIVER DOWNLEADS

Type BA.24, PSM. 80-ohm balanced twin for "fringe area" reception.

THE TELEGRAPH CONSTRUCTION & MAINTENANCE CO. LTD.

Head Office: 22, OLD BROAD STREET, LONDON, E.C.2. Telephone: LONDON Wall 7104  
Enquiries to: TELCON WORKS, GREENWICH, S.E.10. Telephone: GREENWICH 3291



## A CAREER AS A REGULAR ARMY OFFICER FOR QUALIFIED ENGINEERS

MECHANICAL, ELECTRICAL AND ELECTRONIC ENGINEERS are required as officers in the Corps of Royal Electrical and Mechanical Engineers.

THERE ARE TWO METHODS OF ENTRY. These are either:

- (1) On a short service commission (which offers a good opportunity of obtaining a permanent commission) with a gratuity of about £100 for each completed year of service on leaving.
- or
- (2) On a Permanent Regular Commission with a valuable pension and a terminal grant of £1,000 (tax free).

Candidates must be physically fit and not yet 29 years old, and have passed or be exempt from examinations of either the Institution of Mechanical Engineers or the Institution of Electrical Engineers as required for graduates, or have a University degree in Natural Science or Engineering. In addition 2½ years' experience as an engineer (or 1½ years in the case of University graduates) is normally required.

The pay which Army officers may expect is according to the following table:—

Rank	Normal age	If single	If married
Lieutenant .. .. .	23	£686	£831
Lieutenant .. .. .	25	£723	£860
Captain .. .. .	27	£860	£997
Major .. .. .	34	£1,188	£1,325
Lt. Colonel .. .. .	42	£1,453	£1,581
Colonel .. .. .	45	£1,791	£1,919
Brigadier .. .. .	49	£2,065	£2,184

(Note:—This is the U.K. scale; there are various additions in certain overseas stations. In this table the figures of a single officer's pay include an element for food and accommodation which are normally provided in kind. This has been done to provide a direct means of comparison with civilian scales of pay.)

For further details please write to:—

**The WAR OFFICE (AG1 (Officers) C), London,  
S.W.1. (And quote this publication)**

## ELECTRO - MAGNETIC COUNTER



MAJOR TYPE 6 × 1½ × 1¼ ins.  
3 ohms operates on 3/6 Vo. D.C.  
500 ohms operates on 18/24 Vo. D.C.  
1000 ohms, operates on 100/110 Vo. D.C.  
2,300 ohms, operates on 200/230 Vo. D.C.  
17/6 Post & Pkg. 9d.

MAGNETIC RELAYS  
UNISELECTORS  
KEY SWITCHES

**JACK DAVIS (RELAYS) LTD.**

36 PERCY STREET · LONDON · W.1  
MUSEUM 7960 LANGHAM 4821

## H. WHITAKER G3SJ, 10, YORKSHIRE STREET, BURNLEY

Manufacturers of precision Quartz Crystals, for frequency control, in a wide variety of bases, covering all Aircraft, Shipping and Amateur frequencies. All are made to extremely fine tolerances, and have an activity pass figure as good or better than Government standard for the frequency. In addition we can undertake the calibration of your own crystals and supply certificates at nominal cost. Regrind service: Your redundant crystals can be regrind to new frequencies at an average cost of 7/6 to 10/-, depending on tolerance, or taken in part exchange. Early deliveries can be given on all types. Regrind service 7 days approx.

**H. Whitaker G3SJ. Contractors to the War Office,  
Air Ministry, Post Office and Government Depart-  
ments the world over.**

## PARKER'S SHEET METAL FOLDING MACHINE



Heavy Vice Model. Capacity 18 gauge M.S.x2ft. wide. Loose Attachments for Radio Chassis Making Weight 22 lb. Price 50/- Attachments 1/6 per ft. Carriage 4/-, with attachments 5/6.

Also Parker's Square Type Drill Vice. Machined table 7in. x 6in. x 4in. Jaws of Bright Steel. Admits stock of 4in. Complete with stand. Heavily constructed. Wt. 19½lb. Price 37/6. Carriage 2/6.

Machines guaranteed.  
Send for details.

**A. B. PARKER WHEATCROFT WORKS, WELLINGTON  
STREET, BATLEY, YORKSHIRE. Tel.: Batley 428**

# THE COMPLETE COMPONENT STOCKIST

*A few lines we stock you might have difficulty in obtaining.*

**SPECIAL MINIATURE MAINS TRANSFORMERS.** 30 m/a,  $\frac{1}{2}$  wave, 250 volts, 6.3 volts at 2 amps and 5 volts at 2 amps, fully shrouded, 22/6. 20 m/a type,  $\frac{1}{2}$  wave, 250 volts, 6.3 volts at 1 amp and 5 volts at  $1\frac{1}{2}$  amp, 21/-. 40 m/a type, 150 volts and 6.3 at 1 amp, 21/-. All above transformers, standard tapped primary 200/250 volts.

**HIGH STABILITY 2%  $\frac{1}{w}$ . RESISTORS.** Range 100 $\sim$  to 2 meg (these check better than 1%). Price 1/6 each.

**MORGANITE TYPE "T"  $\frac{1}{w}$ . MIDGET RESISTORS.** 6d. 1 watt 8d. 10 $\Omega$  to 10 meg.

**WIREWOUND SMALL COATED RESISTORS.** 25, 33, 40, 50, 68, 100, 125, 150, 200, 250, 330, 400, 450, 500, 600, 680, 800, 1K, 1.5K, 2K, 2.5K, 3.3K, 4K, 4.5K, 5K, 6K, 6.8K, 8.2K, 10K. 7 watt max 2/3. 10 watt max 2/9 each.

**LINEAR POTENTIOMETERS.** Up to 100K, 5/- each (Morganite),  $\frac{1}{2}$  meg,  $\frac{1}{2}$  meg, 1 meg, 6/6 (Dubilier).

**TAPPED POTENTIOMETERS.**  $\frac{1}{2}$  meg,  $\frac{1}{2}$  meg, 1 meg, 2 meg, with centre tap, 7/6 (Dubilier).

**.0003 mfd. 3 GANG CONDENSERS NEW JB 18/3.**

**D/POLE SWITCHED POTENTIOMETERS.** 10K to 2 meg, 5/9. Midget  $\frac{1}{2}$  meg,  $\frac{1}{2}$  meg, 1 meg., 6/6.

**CELESTION 12in. HIGH FIDELITY SPEAKERS.** Type P44, 3 $\Omega$  £4/5/-; 15 $\Omega$  £4/7/6; W.B. 1012, 3 $\Omega$  or 15 $\Omega$  £3/13/6.

**YAXLEY SWITCHES.** All 2 bank, with 2in. spindles. New 7/6 each. 8p 2 way, 6p 3 way, 5p 4 way, 2p 11 way. Midget BT type single wafer, 3/6 each. 1p 12 way, 2p 6 way, 3p 4 way, 4p 3 way. Personal portable lid switches, 3/- each.

**EHT R.F. COIL** Wound on Polystyrene former (complete with circuits). Type 'E' 6 to 9 KV, 15/-; Type 'F' 6-18 KV 25/-.

**AVO INSTRUMENTS IN STOCK.** Model 7 £19/10/-. Model 40 £19/10/-. Model 8 £23/10/-. Universal Avominer £10/10/-. D.C. Avominer £5/5/-.

**Q MAX CHASSIS PUNCHES**  $\frac{1}{2}$ in. and  $\frac{3}{4}$ in. 12/4; 1in. and 1 $\frac{1}{2}$ in. 16/-; 1 $\frac{1}{2}$ in. and 1 $\frac{3}{4}$ in. 16/-; 1in. square 24/-. All include the keys.

**TRIMMERS.** Postage stamp 4-70 pf 9d.; 40-100 pf 9d.; chassis mounted type 20-250 pf 1/-; 100-550 pf 1/3; 150-700 pf 2/3; twin 50 p 9d. Philip: Bee Hive type 1/6.

**SOLDERING IRONS.** Adcola pencil bit 25/6; Detachable bit 33/6; available 200/220 v., 230/250 v. 6 v., 12 v. Henley Solon new small pencil bit iron (230/250 v. only) 19/8 each. Large pencil bit 23/8. Oval bit 23/8. 200/220 v. 230/250 v. Tyana pencil bit, 14/11.

**PLUGS/SOCKETS.** Octa' top entry 2/3; Side entry 2/3; Belling-Lee 5 pin plug 4/6; Socket 1/6; 7 way 5/6; Socket 2/9; 10 way 7/-; Socket 3/9; Insulated single sockets Clix 6d.; Plugs 4d.

Write now for

CATALOGUE NO. 12 PRICE 1/-

● 70 PAGES ● 250 ILLUSTRATIONS

## RADIO SERVICING CO.

82 SOUTH EALING ROAD, LONDON, W.5.

Next to 5th. Ealing Tube Station

EALing 5737

# CITY SALE & EXCHANGE LTD THE HI-FI SPECIALISTS

**Pye PF.91 Hi Fi Amplifier** and its associated PF91A pre-amp. Frequency range 2 cps. to 160,000 cps., £42, or £11 deposit and the balance monthly.

**Acoustical QUAD II amplifier** and pre-amp. A really first class unit, control unit having two switched radio inputs, £42 or £11 deposit and balance monthly.

**Wearite Tape Deck £35**  
**Truvox Tape Deck**  
£23/2/-

Several shopsoiled Tape Decks from £9/9/0.

We supply and recommend the new Grundig TK9 Tape Recorder, with auto stop, magic eye and precision place indicator. Price 65 gns. Golden Voice microphone £6/6/- extra.



**Leak TL/10 Amplifier** and Point One pre-amp. 27 gns. cash, or 7 gns. deposit and the balance monthly. Available ex stock as illustrated.

**Wharfedale Super 12/CS/AL** for single speaker supremacy, flux density 17,000 lines, total flux 190,000 lines, ex stock £17/10/-.

Also Super 8 CS/AL £6/13/3—W10 CS/B £12/6/6—Golden 10 £7/13/1.

A 'Clever Idea' the Truvox radio jack—gets two radio stations plugged into any high gain amplifier, or tape recorder, post free, £3/19/11.

Also in stock the Editor, complete at 45 gns. The Impressario at 49 $\frac{1}{2}$  gns. Radio unit 14 gns. extra. and the Herald, with detachable speaker and two mixed inputs at 48 gns. All available on Easy Payments.

Part Exchange Welcomed  
Easy Payments Arranged

90-94 FLEET STREET, LONDON, E.C.4

Phone: CENTRAL 9391/2



# YOU'RE SURE TO GET IT AT STERN'S

Constructors everywhere are amazed!


AT THE EXCELLENCE OF

## The "TELE-VIEWER"

5 CHANNEL TELEVISOR  
DESIGN OF A COMPLETE 12" SUPERHET T.V. RECEIVER

PERFECT PICTURE QUALITY  
SIMPLE DIAGRAMS MAKE CONSTRUCTION EASY

PERFECT FRINGE AREA RECEPTION  
BETTER RECEPTION AT HALF COMMERCIAL COST



This complete TELEVISOR, including all Valves, can be built for only **£28/16/4** (Plus cost of C.R.T.)

- Here are some of the features which combine to make this such a fine receiver.
- The Superhet circuit easily tuned to any of the five channels, i.e., LONDON, SUTTON COLDFIELD, HOLME MOSS, WENVOE and KIRK-O-SHOTT'S. (The extreme ease of tuning is accomplished by the provision of pre-aligned I.F.T.s.)
  - A lifelike, almost stereoscopic, picture quality made possible by the following factors:
    - a. Excellent band width of I.F. circuits.
    - b. A really efficient video amplifier.
    - c. C.R.T. Grid modulated from low impedance source.
    - d. High E.H.T. voltage (approx. 10 kV.).
 The picture brilliance is also much above the average and enables comfortable viewing with normal room lighting or daylight.
  - FIRM picture "HOLD" circuits (Frame-Line) ensure a steady picture, free from bounce or flicker even under the most adverse conditions met with in "fringe" areas and excellent "interlace" ensures the absence of "liney effect."
  - Negative feedback is used in the audio frequency circuits which provide 2/3 watts of High Quality Sound.
  - Entire receiver built on two chassis units each measuring 14 1/2 in. x 6 1/2 in. x 3 1/2 in.
  - Rigid C.R.T. mounting enables entire receiver to be safely handled with tube in position.

● All pre-set controls are mounted on side of chassis, enabling all adjustments to be carried out whilst facing the C.R. Tube.

As no hire purchase terms are available the receiver can be bought in five separate stages (practical diagrams and circuits are provided for each stage) thus enabling hire purchase interest rates to be avoided. The complete set of ASSEMBLY INSTRUCTIONS is available, price 5/- . The instructions include really detailed PRACTICAL LAYOUTS, WIRING DATA AND COMPONENT PRICE LIST. ALL COMPONENTS ARE AVAILABLE FOR INDIVIDUAL PURCHASE.


## The "WIDE ANGLE" TELE-VIEWER

- A design that retains all the distinctive features of the 12in. Teivisor but with increased Time Base efficiency, producing 16 to 16 kV. E.H.T., with ample scanning power for C.R. Tubes up to 17in.

● It can be completely built including supply of all valves for **£33** (plus cost of C.R.T.) and is as simple to construct as the 12in. model.

- This is the most efficient "WIDE ANGLE" large screen design yet offered to constructors, and yet it can be built for almost half the cost of similar designs.
- Complete assembly instructions, diagram, etc., available for 5/-.

NOW AVAILABLE AT STERN'S



### A COMPLETE KIT OF PARTS TO BUILD A 3-4 WATT HIGH GAIN AMPLIFIER

for operation on A.C. or D.C. Mains, 200-250 volts. This amplifier will give 3 watts output for the small input voltage of only 75 millivolts, and is therefore suitable for use with any type of pick-up from the crystal type to the miniature H/F Magnetic type.

A tone control is incorporated and the quality produced is excellent. The overall size of chassis is 9in. x 5in. x 7in. and valve line-up 25Y6-6sH7-25L6. Price of complete kit, including drilled chassis and valves, £4/2/9, plus 6in. P.M. (which fits on chassis, 16/-, or 8in. P.M., 18/9. Price of fully assembled chassis ready for use, £5/5/- (plus cost of speaker).

Copy of assembly instructions and components price list available for 1/3.



### HIGH FIDELITY PICK-UP

Incorporating the famous CONNOISSEUR Lightweight Moving Iron Head and including the Connoisseur matching Transformer. 39/6 (1/- carr. & ins.)

### The "REGENT" CRYSTAL HAND MICROPHONE 25/6

Plus 1/- carr. & ins. Complete with screened lead. List price £2/2/-.



### The Denco M.T.O.I. Modulated Test Oscillator £3/15/-

(Plus 2/- carr. and ins.) Has Frequency range continuously variable from 170-475 Kc/s. and 550-1,600 Kc/s. Battery operated and thereby completely self-contained.

### SELENIUM RECTIFIERS

6 or 12 volt 1 amp. rating	7/8	6 or 12 volt 4 amp. rating	17/8
6 or 12 volt 2 1/2 amp. rating	12/8	6 or 12 volt 6 amp. rating	£12/2/9

### THE NEW Denco ULTRA MIDGET SUPERHET COIL PACKS

MODEL CP4/L. A 4-station "Pre-set" unit providing any 3 stations on medium waveband and one station on long wave, price £1/13/4.

MODEL CP4/M. A 4-station "Pre-set" unit which provides any 4 stations on medium waveband. Price £1/13/4. The above are supplied fully wired leaving only four connections to be made.

MODEL CP3/370PF and CP3/500PF. Completely wired 3 waveband Coil Packs for use with either 350PF or 500PF condensers. Coverages 100-550 metres, 800-2000 and 16-50 metres. Price £2/2/8.

An attractive Dial and Drive Assembly is available for 25/-. Overall size of each unit 3 1/2 in. x 2 1/2 in. x 1 in. deep.

### FILAMENT TRANSFORMER

6.3 v. 1 1/2 a.	5/9
4 v. 1 1/2 a.	5/9

### BATTERY CHARGER KITS

All kits are for A.C. Mains 200-250 volts. They comprise a Metal Rectifier and Transformer, tapped for 6 or 12 volt charging, and a tapped Resistor, with Selector Switch, to enable the charging rate to be varied. A M/coil meter 5 amp. max. 13/6 extra. For 6 or 12 volt batteries at max. 1 amp. £1/17/6 For 6 or 12 volt batteries at max. 2 1/2 amp. £2/5/3 For 6 or 12 volt batteries at max. 4 amp. £3/2/6 An easily followed Wiring Diagram is included with each kit.

### WE CAN SUPPLY EX-STOCK

- (a) The Editor Tape Recorder complete.. £47/5/0
  - (b) The Truvox Tape Deck .. £23/2/0
  - (c) The Grundig Model TK9 Tape Recorder, complete .. £68/5/0
  - (d) The Grundig Model 7001 Tape Recorder, complete .. £84/0/0
- Each is available on Hire Purchase and descriptive leaflets are available—send S.A.E.

### NEW C.R.T.s.

Unused 12in. C.R.T.s by one of the leading manufacturers. 6.3 volt heater, 7-9 kV standard size. Supplied in maker's sealed cartons. **£12/19/6** (Plus 15/- Carr. & Ins.)

### BRAND NEW C.R.T. MASKS

Latest aspect ratio for 12in. "Round" tubes, finished Ivory (plus 1/- postage) **12/6**

### SPEAKER BARGAINS

PLESSEY, 10in. 3 ohm V/coil .....	£1/5/0
TRIVOX, 12in. 3 ohm V/coil .....	£2/9/6
ROLA, 12in. 3 ohm V/coil .....	£3/19/6
BAKERS, 12in. 15 ohm V/coil .....	£4/11/0
GOODMANS, 12in. 15 ohm V/coil .....	£5/5/0

(Carriage and Ins. 1/6 extra.)

### THE NEW W.B. "STENTORIAN" HI FI SPEAKERS ARE IN STOCK

Model H.F. 6-inch .....	£2/10/6
Model H.F. 9-inch .....	£3/7/0
Model H.F. 8-inch .....	£3/0/6
Model H.F. 10-inch .....	£3/18/6

These speakers are of the very latest design and provide quality reproduction for the lower-price range, 3 or 15 ohm models are available.

When submitting orders, please include postage and packing.

# STERN RADIO LTD.



**CONSTRUCTORS say**  
**"IT'S STILL THE BEST MAINS or"**  
**BATTERY PORTABLE SET"**

A Midget 4-valve Superhet. Portable covering medium and long wavebands. Designed to operate on A.C. mains 200/240 volts or by an "Alldry" battery. The set is designed so that the main section can be supplied as a separate unit, and can be added at any time. The set supplied as an "Alldry" battery Superhet can be accommodated in the attaché case illustrated (size 9 1/2 in. x 4 1/2 in. x 7 in.). This is attractively finished in lizard, maroon, dark green or blue rexine. As a combined Mains/Battery Superhet Portable a polished cabinet is available to accommodate both Mains Unit and Batteries. Circuit incorporates delayed A.V.C. and pre-selective Audio Feedback. The Set is complete in every detail and includes ready-wound frame aerials, fully aligned I.F. trans. and drilled chassis etc. Overall size of assembled chassis 8 in. x 4 in. x 2 1/2 in. This receiver as illustrated, can be completely built for £8/16/3 (plus Mains Unit if required). Send 1/3 for the fully descriptive Assembly Book which includes Practical Layouts and complete Price list of Components. Attaché case available separately, 37/6.

**BATTERY PORTABLE**

**THE "MINI TWO-THREE"**

An "Alldry" Battery Portable of midget size, 6 1/2 in. x 4 1/2 in. x 3 1/2 in. designed to cover medium waveband 190-559 metres, with use of short traller aerial. The simple design of this Receiver is so arranged that either a 3-valve set or a 2-valve (afterwards easily converted to the 3-valve) can be made. Consists of a T.R.F. circuit using a regenerative detector with H.F. stage and a high gain output pentode. Valve line up IT4-IT4-DL94. The 2-valve set can be completely built for £4/3/6 (less case) and the 3-valve for £5/3/- (less case). Each price includes valve, speaker and drilled chassis. Send 2/- for the assembly instructions; they include simple and complete practical component layouts and diagrams which enable the most inexperienced constructor to successfully build either set. All components are available for separate sale, a price list being supplied with assembly instructions.



**"PERSONAL SET" BATTERY ELIMINATOR**

A complete Kit of parts to build a Midget "Alldry" Battery Eliminator, giving approx. 69 volts and 1.4 volts. This eliminator is for use on A.C. mains and is suitable for any 4-valve Superhet Receiver requiring H.F. and I.T. voltage as above, or approx. to 69 volts. The Kit is quite easily and quickly assembled and is housed in a light-aluminum case size 4 1/2 in. x 1 1/2 in. x 3 1/2 in. Price of complete Kit with easy-to-follow assembly instructions, 42/6. In addition we can offer a similar COMPLETE KIT to provide approx. 90 volts and 1.4 volts. Size of assembled unit 7 in. x 2 1/2 in. x 1 1/2 in. Price 47/6.



**A COMPLETE "CAR RADIO" FOR THE HOME CONSTRUCTOR**

A design of a complete 5-VALVE SUPERHET RECEIVER employing an R.F. Stage, and incorporating a separate VIBRATOR PACK size 4 1/2 x 2 1/2 x 6 1/2 in. for use on 6 or 12 volt D.C. supplies. We can supply all components to build this complete Receiver and Vibrator Pack including a Metal Case, Valves, Drilled Chassis and 5 in. P.M. Speaker for £12/19/6 (Carr. and Ins. 5/6 extra.) Or the Receiver Components for £9/19/6 and the Vibrator Components for £3. This is NOT an EX-GOVT. Receiver. It is a new design employing new Components. Send 2/6 for the complete set of ASSEMBLY INSTRUCTIONS, CIRCUITS and PRACTICAL LAYOUTS, including a complete individual Component Price List.



**!!!CONSTRUCTORS!!!**

**A NEW SUPERHET TRANSPORTABLE THE "SUPER THREE"**

Designed for local station reception without the use of an external aerial. This design provides for a 3 valve (plus Metal Rectifier) Superhet Receiver incorporating a Frame Aerial for "room to room" use, provision is also made for a short external aerial, if required, for the reception of Continental Stations. Briefly the features are as follows:—

- For use on A.C. Mains 200-250 volts.
- This set includes a Mains Transformer and Chassis is NOT live to mains (as many other sets of this type are) and consequently the Receiver can safely be used in the Kitchen, etc.
- Valve line up 6K8-6J7-KT61, plus Metal Rectifier.
- The I.F. Transformer is supplied "pre-aligned" and thereby ensures extreme simplicity of Tuning—in fact, more simple than most T.R.F. Receivers.
- Compact and easy to build simple "point to point" practical diagrams are supplied with a completely drilled chassis.

The complete Receiver Chassis can be built to cover the Medium Waveband only for **£6.6.6**  
 Or to cover both Long and Medium Waves for **£6.16.3**  
 If the Receiver is first built to cover the Medium Waveband, Long Waves can be added at any time, separate diagrams are provided for this purpose. The attractive Polished Wood Cabinet 11 1/2 inches wide, 8 1/2 inches high and 6 inches deep illustrated above is **£1.1.0**  
 THE CONSTRUCTOR'S MANUAL is available for 1/-, this shows the component prices, which are all available for separate purchase.



**FOR HOME CONSTRUCTORS**

**A 5 VALVE 3 WAVEBAND SUPERHET RECEIVER**

for **£10'10'/-**

For use on A.C. Mains 200 to 250 volts. The following are outstanding features:

- A superhet circuit designed for high efficiency on all three wavebands.
- A 3 1/2 in. P.M. speaker accurately matched for good quality reproduction.
- The latest range of new 6-volt B.V.A. miniature valves.
- Built-in frame aerial with provision for external aerial for distant stations.
- A white plastic cabinet of very attractive appearance, overall size 7 1/2 in. x 5 1/2 in. x 6 1/2 in.

Send 2/6 for the fully descriptive stage by stage assembly and wiring diagrams with which complete price details are given.



**"MINI-TWIN" 1-VALVE BATTERY SET**



A design of a simple 1-valve 2-stage Battery Receiver, giving excellent results on medium and long wavebands and having exceptionally low battery consumption. Drilled chassis and practical diagrams make it the ideal set for the beginner to build. The complete chassis, including valve, can be built for 37/6, plus 8/11 P/Tax, the attractive plastic case is 9/6, and suitable headphones, 14/9. The complete assembly instructions, layouts and a component price list are available for 1/6. This Receiver also performs excellently, without modification, as a tuning unit, and, in addition, with simple modifications for which a complete diagram is provided, makes a first-class pre-amplifier for pick-up or microphone.

**DUAL-CHANNEL PRE-AMPLIFIER and TONE CONTROL UNIT**

This comprehensive PRE-AMPLIFIER and TONE CONTROL UNIT provides a full control of bass and treble in conjunction with a main Volume/Mixer Control.

It can be used with any amplifier and with any pick-up, the range of frequency control provided by the unit affording ample compensation for all types of pick-up and all natures of recordings, i.e., English, American and long-playing, without recourse to pick-up correction. The extreme flexibility of the bass and treble control is such that the level of bass and treble can be set to suit any conditions irrespective of the volume output of the amplifier. Response characteristics are given in 12-watt amplifier advt. The unit measures only 7 in. x 4 in. x 2 in., including self-contained power supply and can be accommodated either on or away from the main amplifier, i.e., on the front panel of a cabinet or any other position. Price including drilled chassis, valves (68N7 and 6J5), £3/16/8. Complete assembly data are available separately for 1/-, Completely assembled and ready for use, £5/5/-.



**AN AMAZING OFFER!**

**A COMPLETELY ASSEMBLED 4 VALVE T.R.F. CHASSIS**

Including a 5 in. P.M. SPEAKER and VALVES FOR ONLY

**£6'9'6**

(Plus 7/6 carr. and ins.)

This receiver is of the very latest design and is for use on A.C. or D.C. Mains. It covers both Long and Medium Wavebands, and includes the modern B.V.A. miniature valves. The line up being 12 BA6-12AT6-12AG-35W4. It incorporates Permeability Tuned Coils, thus ensuring excellent selectivity and sensitivity. The overall size of the complete chassis including speaker is 10 1/2 in. x 4 1/2 in. x 6 1/2 in. An attractive Bakelite Ivory-finished Cabinet size 11 1/2 in. x 5 1/2 in. x 6 1/2 in. is available for 16/6 (plus 2/6 carriage and insurance).




**109 and 115 FLEET ST. LONDON, E.C.4** Phone: CENTRAL 5812-3-4



# "Hi-Fi" EQUIPMENT and KITS TO SUIT ANY BUDGET

## TWO COMPLETE "Hi-Fi" AMPLIFIER KITS



**A HIGH QUALITY  
8-10 WATT AMPLIFIER  
THE IDEAL AMPLIFIER  
FOR GENERAL HOME  
USE AND FOR SMALL  
HALLS, ETC.**

Price of COMPLETE KIT including Valves and Drilled Chassis, etc. **£7/10/0**

(Plus 2/6 Carr. & Ins.)

We will supply it Completely Built for **£9/0/0** (Plus 3/- Carr. & Ins.)

Designed for high quality reproduction up to an output level of 10 watts, having 6V6s in Push-Pull and incorporating negative feedback. It is suitable for use with all types of Pick-ups and most types of microphones and the output transformer provides for use of 8 and 15 ohm speakers.

**BRIEF FEATURES**

- Valve line up 6J5, 6SN7, 5Z4, with 6V6s in push-pull.
- The undistorted output level of up to 10 watts is produced from an Input of 25 volts.
- First class reproduction of Radio (where a Tuning Unit is used) and Record Playing.
- Separate Bass Boost and Treble Controls provide an excellent range of frequency control.
- Very satisfactory results are obtained with an average type of high impedance Moving Coil or Crystal Microphone, a clear speech level of approx. 5 watts output being obtained.
- Power supplies (HT and GT) are available for a Tuning Unit.
- For operation on A.C. Mains 200-250 volts 50 cycles.

THE ASSEMBLY MANUAL is available for 1/- and includes detailed layouts and component Price List.

### A 12 Watt "HIGH FIDELITY" Push-Pull AMPLIFIER

Comprising a Main Amplifier Chassis and a Remote Control Pre-Amplifier-Tone Control Unit. The remote control unit measures only 7in. x 4in. x 2in. and contains four controls, being: Bass-Treble-Volume and a Radio, Gram, Microphone Switch control. It incorporates its own feedback circuit on the Bass Channel. Loop negative feedback is employed on the Main Amplifier which has a valve line up of 6J5-6N7-5U4 with two PX25s in push-pull and 6J5 and 6SN7 are used in the remote control unit. THE COMPLETE KIT IS



AVAILABLE FOR **£14/0/0**

(Carr. & Ins. 3/- extra).

THE COMPLETE UNIT ASSEMBLED

AND READY FOR USE **£17/0/0** (Carr. & Ins. 5/- extra).

H.P. Terms **£4/5/-** Deposit, 12 Months at **£13/1/1**.

The measured frequency range of the amplifier with this unit shows an excellent response from 14,000 cycles down to 20 cycles, the bass and treble controls allowing independent control of gain at both ends of the frequency range from zero to a gain of 50. It can be seen, therefore, that ample correction is provided to suit any type of pick-up with any type of recording. Input voltage for maximum output is 70 mV, 8.3 volts at 2 amps, and 30 mA. H.T. is provided for tuning unit, etc. This Amplifier compares well with the Williamson and similar designs at a fraction of their cost. The complete set of assembly instructions are available for 2/-.

### A 4-VALVE QUALITY "PUSH-PULL" 6-8 watt AMPLIFIER

for use on A.C. mains. Incorporating Negative Feedback, Filter Input Circuit and employing 6V6s in Push-Pull. A simple arrangement is provided to enable either a magnetic, crystal or lightweight pick-up to be used, and is suitable for use with Standard or long-playing records. A tone control is incorporated, and the 10-watt output transformer is designed to match



2 to 15 ohm speakers. The overall size of the assembled chassis is 10in. x 8in. x 7in. High, and full practical diagrams are supplied. Price, including drilled chassis and valves, of complete kit, **£6/17/6**. Price of assembled chassis, **£6/12/6**. Plus 3/- Carr. & Ins. Full descriptive leaflets are available separately for 1/-.

### The NEW "LEAK" TL/10 AMPLIFIER and "POINT ONE" PRE-AMPLIFIER

**27 GNS. COMPLETE**

H.P. Terms **£7/2/-** Deposit and 12 months at **£2**.



This Amplifier has a maximum output of 10 watts and maintains in every respect the world renowned LEAK reputation for precision engineering; fine appearance and fastidious wiring. The Pre-Amplifier will operate from any make or type of pick-up.

A continuously variable input attenuator at the rear of the Pre-amp, permits the instantaneous use of crystal, moving iron and moving coil pick-ups.

A continuously variable input attenuator at the rear of the Pre-amp, permits the instantaneous use of crystal, moving iron and moving coil pick-ups. H.T. and L.T. supplies are available for a Radio Tuning Unit. An input attenuator is fitted. S.A.E. for descriptive leaflet.


### A BULK PURCHASE ENABLES THIS SPECIAL PRICE REDUCTION

OF THE FAMOUS

### SHAFESBURY PORTABLE AMPLIFIER



Suitable for home use and small Halls. Has matched inputs for both Record Players and Microphone. Also provides for the "mixing" and "fading" of both Gram. and speech as requested.



**COMPRISING**

- A 4 Valve High Gain Amplifier for use on A.C. or D.C. mains 200-250 volts with 5 watts output. Incorporating independent Volume Controls for Mike and Gram, either of which can be faded at will, a variable Tone Control and independent input sockets for Mike and Gram.
- A Transverse Carbon microphone which obtains its polarizing current from the amplifier—no batteries are necessary.
- An 8in. Goodmans P.M. Speaker with the "Ticonal" magnet for first-class reproduction.

THE COMPLETE EQUIPMENT is all contained in the PORTABLE CARRYING CASE **£18'0'0**

Having been reduced from £30/9/-. HIRE PURCHASE TERMS: DEPOSIT **£4/10/0** and 12 monthly payments of **£1/5/4**. ● Light in weight ● Easy to CARRY ● GENUINELY PORTABLE. An illustrated leaflet containing free data is available on receipt of S.A.E.

### WE HAVE IN STOCK THE NEW COLLARO "TRANSCRIPTION" RECORD PLAYERS

Model 2000 comprises the Transcription Motor and Turntable complete with 3-speed Gear and Switch mounted on a banjo type unit plate. Price **£13/9/6**. H.P. terms—Deposit **£3/7/-** and 12 monthly payments of **19/-**.

Model 2010 has the same specification as the Model 2000 except that it is mounted on a rectangular unit plate and is equipped with the STUDIO "P" HIGH FIDELITY PICK-UP HEAD. Comprising a special low resonance arm and special bearings. Price **£13/4/9**.

H.P. Terms—Deposit **£4/14/9** and 12 monthly payments **£1/5/4**. An illustrated leaflet is available on receipt of S.A.E.


### RODGERS—RD BABY de Luxe Mk II

AMPLIFIER with RD JUNIOR Mk II PRE-AMPLIFIER COMPLETE FOR

**£23/0/0** (Plus 7/6 Carr. & Ins.)

H.P. Terms: **£5/15/-** Deposit and 12 months at **£1/12/4**.

A medium-priced 8-10-watt push-pull de Luxe Amplifier of very attractive appearance and embodying a high standard of workmanship. Complete performance data is available. Please send S.A.E.



### THE COLLARO MODEL 3/514 3-Speed Non-Auto Change Unit

**£7'19'6** (Plus 6/- Carr. and Insur.) Normal Price **£12/17/6**

- Complete with High Fidelity Crystal "TURNOVER" Head which incorporates a separate stylus for L.P. and Standard Records.
- Will play 7 inch, 10 inch and 12 inch Records.
- Brand New and Complete with mounting instructions.



When submitting orders, please include postage and packing.

# STERN RADIO LTD.



# RECEIVER CHASSIS

# Modernise your old Radiogram

# RECORD PLAYERS

## COMPLETE RADIOGRAM EQUIPMENT—QUALITY AT LOW COST

### STERN'S DESIGN FOR HOME CONSTRUCTORS The "SUPER-SIX"

A compact and highly efficient superhet Radio-Radiogram chassis of outstanding quality.

**YOU CAN BUILD IT FOR £10/7/6** Including the OCTAL VALVE LINE-UP. (£12/7/6 with the miniature valves)

We will supply it assembled and **READY FOR USE for £13/13/0** (Plus 7/6 Carr. & Ins.)

H.P. Terms £3.10.6. deposit and 12 months at 15/.

Incorporating the new B.V.A. Miniature Valve Line-up. This receiver is designed to the very latest specification and provision is made to incorporate either the standard Octal Valve Line-up or the new B.V.A. range of miniature valves. Great attention has been paid to the quality of the reproduction of both Radio reception and Record playings, and excellent clarity of speech and music is obtained.

- A few brief details:
  - Covers 3 wavebands 18-50 metres, 190-550, and 800-2,000 metres.
  - Employs 6 valves having PUSH-PULL for 5-8 watts output.
  - Incorporates delayed A.V.C. on all wavebands and pre-selective feedback.
  - A 4 position Tone Control operates on both Radio and Gram.
  - Has Independent mains supply socket for a Record Player.
  - Size of Assembled Chassis 12in. x 8in. x 8in. Dial aperture 8 1/2in. x 4 1/2in.
  - For operation on A.C. mains 200-250 volts 50 cycles.
- THE INSTRUCTION and ASSEMBLY MANUAL is available for 2/-, it contains very detailed practical drawings and circuit diagrams and a complete Component Price List.




### THREE COMPLETELY ASSEMBLED ALL-WAVE SUPERHET CHASSIS

- Model B.3. A 5-valve 3-waveband Receiver.
- Model B.3.P.P. A 6-valve 3-waveband Receiver with PUSH-PULL OUTPUT.
- Model B.3.P.P./R.F. A 7-valve 3-waveband Receiver incorporating an R.F. stage with PUSH-PULL OUTPUT.

The three Receivers are for operation on A.C. mains 100/110 volts and 200/250 volts, and employ the very latest miniature valves. They are designed to the most modern specification, great attention having been given to the quality of reproduction which gives excellent clarity of speech and music on both gram. and radio, making them the ideal replacement chassis for that "old Radiogram", etc.

Brief specifications: Model B.3.—Valve line-up, 6BE6, 6BA6, 6AT6, 6BW6, 6X4—waveband coverage short 18-50, medium 187-550, long 900-2,000 metres. Controls: (1) volume with on/off; (2) tuning (flywheel type); (3) wavechange and gram; (4) tone (3-position switch operative on gram. and radio). Negative feedback is employed over the entire audio stages. Chassis size: 11 x 7 1/2 x 8 1/2in. high. Dial size 8 1/2 x 4 1/2in. Price complete and READY FOR USE, excluding speaker £12/12/- (carr. and ins. 7/6 extra).

H.P. Terms: £3/4/- deposit, 12 months at 17/6.  
Model B.3.P.P. This model is the B.3 Receiver but incorporates two 6BW6 VALVES in PUSH-PULL, resulting in really excellent quality reproduction up to approximately 6 watts. Price £15/15/- (plus 7/6 carr. and ins.) or £3/19/- deposit, 12 months at £1/2/2. Model B.3. P.P./R.F. This model is similar in appearance and has same waveband coverage as the Model B.3, but in addition it incorporates an R.F. STAGE together with PUSH-PULL OUTPUT, employing a total of 7 valves with two type 6BW6 in Push-Pull. This makes for a really sensitive receiver with genuine quality reproduction. Price £18/18/- (plus 7/6 carr. and ins.) or £4/13/- deposit, 12 months at £1/6/9.



### !! AN OUTSTANDING OFFER !! A BULK PURCHASE ENABLES US TO OFFER THIS "PUSH-PULL" 7 VALVE SUPERHET RECEIVER

For only **£12/19/6** (Carr. and Ins. 7/6 extra). H.P. Terms £3/4/6 Dep. 12 months at 18/4.

These receivers Model AW3-7 are made by a well-known set manufacturer and incorporate the latest Octal Valve Line-up of X79—W77—DE77—H77—U78 and two N78's in Push-Pull for approx. 7 watts output. They cover 3 wavebands 18-50 metres, 190-550 and 800-2,000 metres, and are for operation on A.C. mains 200-250 volts. They make an excellent replacement Radiogram Chassis having a P.U. connection on the chassis. Extension speaker connection is also provided. Overall size of chassis: 12in. long x 7 1/2in. x 8 1/2in. high, dial aperture 8 1/2in. x 4 1/2in. (Dial Escutcheon available for 4/9).

THESE RECEIVERS ARE BRAND NEW AND FULLY GUARANTEED.

**109 and 115 FLEET ST.,  
London, E.C.4.** 'Phone: CENTRAL 5812/3/4

### This AUTOCHANGE UNIT by a famous Manufacturer

is offered for **£11/10/0** (Plus 7/6 Carr. and Ins.)

Hire Purchase Terms £2/17/6 Dep. and 12 Months at 16/4.

(Normal price is £16/10/-).

- These units will autochange on all three speeds, 7in., 10in. and 12in.
- They play MIXED 7in., 10in. and 12in. records.
- They have separate saphires for L.P. and 78 r.p.m., which are moved into position by a simple switch.
- Minimum baseboard size required 14in. x 12 1/2in., with height above 5 1/2in. and height below baseboard 2 1/2in. A bulk purchase enables us to offer these BRAND NEW UNITS at this exceptional price.



### The COLLARO 3RC/521 3-SPEED AUTO CHANGE UNIT

**£9/19/6** (Plus 7/6 Carr. and Ins.) H.P. Terms £2/10/0 Deposit and 11 months at 15/9.

Normal price £18/10/-.

- Complete with High Fidelity Crystal "Turnover" Head which incorporates separate stylus for L.P. and 78 r.p.m. Records.
- Will autochange on 7in., 10in. and 12in. records not intermixed.
- Minimum Baseplate size 15in. x 12 1/2in., with height above 4 1/2in. and below baseplate 3in.
- Brand new in Maker's Cartons, complete with Mounting instructions.



### A Replacement RADIO-RADIOGRAM CHASSIS

● MODEL AW3-5. A 5-Valve Superhet Receiver covering the standard 3 wavebands, 16-50, 190-550, 900-2,000 metres. PRICE COMPLETELY ASSEMBLED AND READY FOR USE **£10/10/0** (plus 7/6 carr. and ins.)

H.P. Terms £2/12/6 Deposit and 12 Months at 15/-. This receiver is for operation on A.C. Mains 200-250 volts. It contains the latest MULLARD VALVE LINE-UP, being ECH42 (Freq. Ch.), EF41 (I.F.), EBC41 (Det. 1st Audio), EL41 (Output) and E241 (Rect.). It incorporates Negative Feedback and delayed A.V.C., the four controls being (1) Tuning, (2) Wavechange and Gram. Switch, (3) TONE, (4) VOLUME-OFF. It provides really good reproduction on both Gram. and Radio and gives an exceptionally good range of station selection. Overall size 13 1/2in. x 7in. high x 6in. deep. Dial aperture 10in. x 4 1/2in.



## SPECIAL REDUCTIONS FOR COMPLETE EQUIPMENT

### SUMMARY

Select a RECORD PLAYER and CHASSIS and we will supply it TOGETHER WITH AN 8-inch or 10-inch P.M. SPEAKER as follows:—

THE £11.10.0 AUTOCHANGER WITH A SPEAKER AND:—		Cash Price	Deposit	Monthly
(a)	With Model B3 chassis	£24 15 0	£8 4 0	12 of £1 14 10
(b)	" " B3PP	£28 0 0	£7 0 0	12 of £1 19 5
(c)	" " B3PP/RF	£31 2 0	£7 15 0	12 of £2 3 9
(d)	" " Super six (assemb. chassis only)	£28 0 0	£7 0 0	12 of £1 19 5
(e)	" " AW3-5	£22 19 0	£5 10 0	12 of £1 12 4
(f)	" " AW3-7	£25 5 0	£6 7 0	12 of £1 15 5
THE COLLARO AUTOCHANGER MODEL 3RC/521 WITH A SPEAKER AND:—		Cash Price	Deposit	Monthly
(a)	With Model B3 chassis	£24 6 0	£5 18 0	12 of £1 12 10
(b)	" " B3PP	£26 9 0	£6 11 0	12 of £1 17 4
(c)	" " B3PP/RF	£29 12 0	£7 9 0	12 of £2 1 6
(d)	" " Super six (assemb. chassis only)	£26 9 0	£6 11 0	12 of £1 17 4
(e)	" " AW3-5	£21 4 0	£5 8 0	12 of £1 9 10
(f)	" " AW3-7	£23 14 0	£6 0 0	12 of £1 13 2

An additional charge of 10/- is made in each case to cover Carriage and Insurance.

# Prices slashed at Clydesdale

PLEASE NOTE. Carriage and Postal charges refer to the U.K. only. Overseas freight, etc., extra.

## INDICATOR UNIT "A.S.B." SERIES (U.S.A.)

Contains: 5 BPI C.R.T. with mu-metal screen, 3/6H6s, 2/6SH7s, 6AG7, 6AC7, plus H.V. conds., etc. Metal case 18 $\frac{1}{2}$ in. x 8 $\frac{1}{2}$ in. x 8in. All controls brought to front panel beside viewing screen. ASK FOR X/E776 **£3.19.6** each CARRIAGE PAID

### INDICATOR UNIT TYPE 62

With VCR-97 tube, and valves, 16-VR65-CV118 (SP61), 2-VR54 (EB34), 2-VR92 (EA50), etc. Dim.: 18in. x 18 $\frac{1}{2}$ in. x 11 $\frac{1}{2}$ in. Wgt. 42 lb. In original wood case. ASK FOR X/H526 **£3.19.6** each CARRIAGE PAID

### INDICATOR UNIT TYPE 62

as above, but in used, good condition, loose stored. ASK FOR X/E774 **£2.9.6** each CARRIAGE PAID

### INDICATOR UNIT TYPE 305

Ref. 10QB/6504. Brand New. With tubes, VCR/524A, VCR525, and valves 7/VR91 (EF50), 2/VR54 (EB34), 6/VR92 (EA50). Dim.: 12in. x 7in. x 18in. ASK FOR X/H493. **£3.19.6** each CARRIAGE PAID

### POWER UNIT TYPE 285

Ready made for T.V. A.C. mains, input 230 v. 50 cps. Outputs E.H.T. 2kV. 5 mA. H.T. 250 v. 150 mA. L.T. 6.3 v. 10 a. and 6.3 v. 5 a. Fully smoothed and rectified with valves VU120, 5U4G, VR91 (EF50), plus cond. resistors, etc. ASK FOR X/H947 **£4.19.6** each CARRIAGE PAID

### INDICATOR UNIT TYPE 6

With VCR97 Tube and valves 4/VR91 (EF50), VR54 (EB34), 3/VR92 (EA50), VR78, (D1), etc. Dim.: 18in. x 8 $\frac{1}{2}$ in. x 7 $\frac{1}{2}$ in. Wgt. 21 lb. In original wood case. ASK FOR X/H524 **£2.19.6** each CARRIAGE 5/- extra.

### REPRINTS FROM "PRACTICAL TELEVISION"

Components Price List Free on Request. The "Beginner's Receiver," modifying the R3170A ..... 1 6 The "Beginner's Timebase," modifying Ind. Unit 6H ..... 1 6 The "Economy Television" modifying the Ind. Unit 62 ..... 1 6 Argus Television, data and blueprint ..... 2 6

### BEGINNER'S T.V.

Mains Transformer ..... each £1 12 6 Output Transformer ..... each 9 9 Crystal Diodes ..... each 5 3

### THE BEGINNER'S TIMEBASE

Mains Transformer ..... each £1 5 0 E.H.T. Transformer each £2/10/- and £2 5 0

### INDICATOR UNIT TYPE 6H

With VCR97 Tube and valves 4/VR91 (EF50), 3/VR54 (EB34). Dim.: 18in. x 8 $\frac{1}{2}$ in. x 7 $\frac{1}{2}$ in. Wgt. 22 lb. In original wood case. ASK FOR X/E777 **£4.9.6** each CARRIAGE PAID

### ION TRAP MAGNET ASSEMBLY

Mfg. Surplus. Type 17/6 by Elac for 35 mm. tube neck. ASK FOR X/H919 **2/6** each 3d. EXTRA

### IF/AF AMPLIFIER UNIT R1355

With Valves 8/VR65 (SP61), 5U4G, VU120A (5U150A), I.F. 7 mc/s., etc. Dim.: 18in. x 8 $\frac{1}{2}$ in. x 7 $\frac{1}{2}$ in. Wgt. 31 lb. Used, good condition. In transit case. ASK FOR X/E770A **£1.12.6** each CARRIAGE PAID

R.F. UNIT TYPE 24. In original carton. With valves 3/VR65 (SP61), etc. Range 20-30 mc/s. switched tuning. Dim.: 9 $\frac{1}{2}$ in. x 7 $\frac{1}{2}$ in. x 4 $\frac{1}{2}$ in. Wgt. 7 lb. ASK FOR X/H850 **15/-** each 1/6 EXTRA

R.F. UNIT TYPE 25. In original carton. Range 40-50 mc/s., otherwise as R.F.24. ASK FOR X/H847 **19/6** each 1/6 EXTRA

R.F. UNIT TYPE 27. With broken dial. Range 65-85 mc/s. valves 2/VR135 (EF54), VR137 (EC52), etc. Dim.: and Wgt. as R.F.24. ASK FOR X/E771 **29/6** each 1/6 EXTRA

RECEIVER UNIT R3601. Ref.: 10DB/6037 With valves 2/VR136 (EF54), VR137 (EC52), 5/VR65 (SP61), 4/VR92 (EA50), VR91 (EF50), 6V6G, VU39A (R3), etc. I.F. 13 mc/s. Dim.: 18in. x 9in. x 8in. Wgt. 38 lb. ASK FOR XEH493 **£1.19.6** each CARRIAGE PAID

### EX U.S.N. TEST OSCILLATORS TS-24/ARR2

Low/high frequency, battery powered for TBX alignment, H.F. signal 245 mc/s, I.F. signal tunable 540 to 830 kc/s. with valves 2/955 acorn triodes and clockwork time switch with calibrated dial 0/30 minutes. Unit Dim.: 9 $\frac{1}{2}$ in. x 7 $\frac{1}{2}$ in. x 7in. Finish black. ASK FOR X/H364 **27/6** each CARRIAGE 3/- EXTRA

### DINGHY TELESCOPIC MAST

Aluminium, telescopes from 14 $\frac{1}{2}$ in. to 7 $\frac{1}{2}$ ft. Seven sections, base dia.  $\frac{1}{2}$ in. Wgt. 4 oz. ASK FOR X/H489 **4/6** each CARRIAGE PAID

### AERIAL ROD

15in. lengths, copper plated steel tube, ferruled to interlock an aerial of desired length.  $\frac{1}{8}$ in. dia. ASK FOR X/H709.  $\frac{1}{2}$ in. dia. ASK FOR X/H710. EITHER 4/6 doz. POST UNIT 1/6 lengths. 6d. EXTRA

RADAR REFLECTOR AERIAL MX/137/A Spider web mesh aerial in original moisture-proof carton, with assembly instructions. ASK FOR X/E175 **4/11** each 9d. EXTRA

### AERIAL SYSTEM TYPE 62

U.H.F. Antenna on streamlined moulding with VR92 (EA50), untuned detector stage. Overall dim.: 13in. x 4 $\frac{1}{2}$ in. x 2 $\frac{1}{2}$ in. Antenna 22.5 cm. ASK FOR X/H496 **3/6** each 9d. EXTRA Circuit 1/3 each.

### CERAMIC AERIAL SPREADER

Individually boxed. Length overall 11in., between centres 9 $\frac{1}{2}$ in. ASK FOR X/H718 **1/-** per pair 3d. EXTRA

### GLASS DOMED INSULATORS

With threaded terminal top and metal lead-through rod. Dome dim.: 2 $\frac{1}{2}$ in. x 1 $\frac{1}{2}$ in. high, lead-through projects 6 $\frac{1}{2}$ in. Overall length 9 $\frac{1}{2}$ in. ASK FOR X/H54 **2/-** each 3d. EXTRA

### MICROPHONE, Ref. 10A/14381

(Flying Helmet type) Electro Magnetic 500 ohms. with switch, lead and 2 way sockets. ASK FOR X/E16 **3/11** each 6d. EXTRA

### WALNUT-FINISH WOOD RADIO CABINET

Dim.: Internal H. 8 $\frac{1}{2}$ in. x L. 15 $\frac{1}{2}$ in. x D. 7 $\frac{1}{2}$ in. approx. External, H. 9 $\frac{1}{2}$ in., x L. 17in., x D. 8in. approx. ASK FOR X/H394 **12/6** each POST PAID

### VOLUME CONTROLS

Potentiometers, Carbon Track.  $\frac{1}{2}$  meg. (500,000 ohms), long spindle, fitted DP/ST switch and mtg. plate. ASK FOR X/E189 **3/11** each 3d. EXTRA

### W.W. POTENTIOMETERS

2 watt by Clarostat, U.S.A. 10,000 ohms. Ref.: CMC-63532 Prestat. ASK FOR X/H957 **2/6** each 3d. EXTRA

### MORSE PRACTICE BOARD ONLY

Comprises key, buzzer and 1 phone terminals on board 6 $\frac{1}{2}$ in. x 6 $\frac{1}{2}$ in. x  $\frac{1}{2}$ in with battery clamps. ASK FOR X/EIX **5/6** each 9d. EXTRA

### HALF MILE REELS (880 YARDS)

23 s.w.g. P.V.C. covered signal corps wire. ASK FOR X/H855 **25/-** per reel CARRIAGE PAID

### METAL (MINE) DETECTOR NO. 5A

Amplifier Unit with Search Coil Assembly ZA.22158. An A.F. Amplifier, employing 3/ARPI2s (VP23) valve mounted, with battery space in metal case 11in. x 11in. x 4 $\frac{1}{2}$ in., plus small metal box fitted with controls, which can be fitted to search coil, with slight modification (details supplied), and used for finding buried metal. Power requirements are 6 "5" type 1 $\frac{1}{2}$  volt cells, and a 60/90 volts H.T. battery (not supplied). ASK FOR X/E768 **39/6** each CARRIAGE PAID

### SUITABLE AS UNIVERSAL ELECTRIC MOTORS

For 200/250 v. A.C. or D.C. mains. By simple external wiring, full data supplied. New method gives better than 1/6th H.P. with MG.29, or approx.  $\frac{1}{4}$  H.P. with MG.30.

### MOTOR GENERATOR TYPE 29

as Generator. Input 24 v. 16 a. Output 1,200 v. 200 mA. Dim.: 11in. x 5 $\frac{1}{2}$ in. x 5 $\frac{1}{2}$ in. ASK FOR X/E880 **17/6** each CARRIAGE PAID

### MOTOR GENERATOR TYPE 30

Ref. 10K/21. Input 9.3 v. 23 a. Output 7.2 v. 13 a. 255 v. 110 mA. Size: 12in. x 5 $\frac{1}{2}$ in. x 5in. ASK FOR X/H488 **15/-** each CARRIAGE PAID

### COOLANT PUMP, by Packard, U.S.A.

A turbine type pump, directly driven from semi-ball joint splined socket (by motor NOT SUPPLIED) clockwise rotation. Dim.: overall 11 $\frac{1}{2}$ in. x 7 $\frac{1}{2}$ in. x 13in. ASK FOR X/H407 **39/6** each CARRIAGE PAID

### HAND OPERATED WOBBLE PUMP, R98, BC-1444

Reciprocating action provides a suction and exhaust action to each stroke. Designed to pump hydraulic oil to a maximum reservoir pressure of 750 lb. per square inch. This pump is capable of drawing water from approximately 5 feet below its own level, and exhausting same to a height of 4 feet above its own level, at a rate of 60 strokes per quart. Inlet and outlet threaded nozzles fitted at one end of the unit. Suspension arms and rams fitted at the other end. Length of Pumping Handle 27 $\frac{1}{2}$ in. Length of pump overall 8in. Height of pump overall 4in. ASK FOR X/H568 **12/6** each POST PAID

### FUEL PUMP (STANDARD) TYPE 36R/82450

Parr No. FB66881. A Rotary unit with two pump chambers each having 4 blades, complete (less motor) with inlet and outlet valves, gear wheel, drive with  $\frac{1}{8}$ in. spindle. Diecast aluminium body, 6 hole mtg. at gear end. Overall dim.: 6 $\frac{1}{2}$ in. x 4 $\frac{1}{2}$ in. x 4 $\frac{1}{2}$ in. Wgt. 4 $\frac{1}{2}$  lb. ASK FOR X/H922 **16/6** each POST PAID

### ROTARY PUMP, 24 v D.C. 2.5 AMPS. Ref. 5U/2492.

$\frac{1}{2}$ in. bore inlet,  $\frac{1}{2}$ in. bore outlet. 4 $\frac{1}{2}$ in. flange for connecting to tank. Ideal for pumping oil, petrol, water, etc. Diecast constructions with brass rotor blades. Dim.: 4 $\frac{1}{2}$ in. x 7 $\frac{1}{2}$ in. Wgt. 5 lb. ASK FOR X/H944 **£1.15.0** each POST PAID

### DIRECT CURRENT GENERATOR TYPE 3D3G. Ref. 42U/506

Output 14/32 v. 9 amps. 2,500 r.p.m.  $\frac{1}{2}$ in. dia. splined spindle lin. projection. Size 11in. x 7in. x 6in., Wgt. 31 lb. Can be used as a battery charger or low voltage lighting generator, when driven by a motor or petrol engine. ASK FOR X/H937 **£2.19.6** each CARRIAGE PAID

### ENGINE DRIVEN GENERATOR TYPE KX. Ref. 5U/190. In Manufacturer's Carton.

24 volts, 1,500 watts (rotation clockwise), splined spindle: Dia.  $\frac{1}{2}$ in., projects  $\frac{1}{2}$ in., overall size 14in. x 8 $\frac{1}{2}$ in. Wgt. 27 lb. 4 hole fixing. Speeds, 3,500-5,000 r.p.m. ASK FOR X/H880 **£3.15.0** each CARRIAGE PAID

Order direct from:—

## CLYDESDALE

SUPPLY 2, BRIDGE STREET, CO. LTD. GLASGOW · C5

Phone: South 2706/9.



# R.1155 RECEIVERS

**BRAND NEW** AERIAL TESTED BEFORE DESPATCH

These well-known ex-Air Ministry Receivers need no further introduction. Supplied complete with 10 valves and full circuit data.

**LASKY'S PRICE. £11/19/6**

**BRAND NEW** Secondhand. Grade 1 **£9/19/6**

Secondhand. Grade 2 **£7/19/6**

Carriage 17/6 per receiver extra, including 10/- returnable on case.



### ASSEMBLED POWER PACK/OUTPUT STAGE FOR R.1155 RECEIVER

For use on 200-250 v. A.C. mains. Complete with 2 valves. In metal case size: 12 x 7 x 5 1/2 ins. **LASKY'S PRICE, 79/6.** Carr. 5/- extra. Power Pack as above. Fitted with 6 1/2 in. p.m. speaker. **LASKY'S PRICE, £55/5/-.** Carriage 5/- extra.

### SUPERHET COIL PACKS

With Circuit. No. 1. L.M.S.G. Size: 4 1/2 x 5 x 2 1/2 in. With 1/2 in. spindle. 19/6.

No. 2. M.S.S. Size: 4 x 4 x 3 in. With 1/2 in. spindle. 16/-.

Both for use with 465 Kc/s. I.F.

### TABLE TELEVISION CABINETS

For 12 and 14 inch C.R. tubes. Beautifully finished in polished medium walnut veneer. Complete with mask, glass, speaker - fret. Internal dimensions:— 15in. wide, 16in. deep, 14in. high. **LASKY'S PRICE 39/11** Carriage 7/6 extra. Also available in unpolished veneer. **LASKY'S PRICE 19/11** Carriage 7/6 extra.



### SOLO SOLDERING IRONS

220-250 volts Latest model instrument iron... 19/8 Standard model... 19/- 1-lb. REELS OF RESIN CORED SOLDER. **LASKY'S PRICE 7/6.**

### HEARING AIDS

By well-known Manufacturer. In metal case, size: 2 1/2 in. x 4 1/2 in. x 1 in. Complete with batteries and 3 sub-miniature valves. Only two controls: volume and on/off. Fitted with internal crystal microphone. Used condition. **LASKY'S PRICE 39/6.** Postage 2/6 extra. Earpiece and cord for use with hearing aid. **LASKY'S PRICE 17/6.**



**MAGNETIC RECORDING TAPE. SPECIAL OFFER** Plastic. 600 feet reels. 6/11. Paper Base. 1,200 feet reels. 17/3. Postage 1/6. per reel extra.

**TANNOY PRESSURE UNITS** 10 watts. 7.5 ohms impedance. Last few only. **PRICE 59/6**

**AERIAL ROD SECTIONS** Steel, heavily copper plated. 12in. long, 1/4 in. diameter. Any number may be fitted together. **PRICE 2/6 per doz. POST FREE.**

**300 PF. FEED THROUGH CONDENSERS** Ceramic. 6d. each. 4/6 per dozen.

**20 PF. AIR SPACED TRIMMERS** 9d. each. 7/6 per dozen.

**RADIO CABINETS** Size: 12in. wide, 6 1/2 in. deep, 8in. high. Finished in medium walnut veneer, with high polish. Complete with back, chassis, and dial, calibrated L. M. and S. **LASKY'S PRICE 16/11.** Carriage 2/6 extra.



**TRIMMERS** Paxolin. Up to 100pf. 6d. each. 5/- per doz. Ceramic. Up to 100pf. 9d. each. 7/6 per doz.



**L. AND M. DUAL WAVE SUPERHET COILS** Aerial and Oscillator. 5/11 pair. **L. AND M. WAVE T.R.F. COILS** With circuit 4/6 pair.

**INTERCOM. UNITS** 4-station operation. For use on A.C./D.C. mains 200-250 volts. Complete, with 3 valves. Fitted in attractive plastic cabinet. **MASTER UNIT £5/19/6.** Carr. 5/- extra. Extension Units. Price 2/1/- each complete. Carriage 2/- each extra.

### THE UNIVERSAL A.C./D.C. TELEVISION AND RADIOGRAM

A 30-page booklet giving full instructions for building a large 17 inch screen T.V. receiver, and a 3-speed auto-change gram. as an extra. \* A.C./D.C. Mains. \* Table T.V. \* P.M. Focusing \* Mullard valves and C.R.T. \* 5 Channel Superhet \* Gram and T.V. entirely separate. **PRICE 3d. POST FREE.**

### GANGED TUNING CONDENSERS .0005 MFD.

Standard 2-gang. Size: 2 1/2 x 1 1/2 x 2 1/2 in. 1/2 in. Spindle. 5/-. Standard 3-gang. Size: 2 1/2 x 1 1/2 x 3 1/2 in. 1/2 in. spindle. 7/6. Midget 2-gang with trimmers. Size: 1 1/2 x 1 1/2 x 2 1/2 in. 1/2 in. Spindle. 7/6. Midget 3-gang with trimmers and perspex cover. Size: 1 1/2 x 1 1/2 x 2 1/2 in. 1/2 in. Spindle. 12/6.

### Special Clearance Lines. Callers Only.

**TAPE RECORD AMPLIFIERS.** Fully wired but untested. With 6 valves: 2-6/7, 2-6/6, 1 each 5Z4 and 6J5. **PRICE £4/19/6.**

**DINGHY AERIALS. WIRE MESH. 3/11.**

**MICROPHONE FLOOR STANDS.** 2 Section Chrome. Heavy Base. 35/-.

**TABLE MICROPHONE STANDS.** 2 Section Chrome. Heavy base. 12/6.

**J/RA/3 AMPLIFIERS.** As previously advertised, complete with all valves, but less output transformer. **LASKY'S PRICE £7/10/-.**

**CAR RADIO AERIALS** 2 section, chrom., 75 inches. Side fitting. 15/- Post 3/6.

### "THE HARROW" Baffle Radio Cabinet



Build a second set to be proud of. Pleasing design cabinet, with drilled chassis, dial, drive and back. Finished in satin mahogany veneer. Outside dims.: 17 1/2 in. wide, 11 1/2 in. high, 5 in. deep. **LASKY'S PRICE 36/6** Carriage 2/-. Receiver design uses 2-6K7, 6V6 and 5Z4. Total cost to build is less than £5/10/-.

**P.M. LOUDSPEAKERS** All with 3 ohm speech coil. 2 1/2 in. 15/- 5 in., 14/6 8 in., 19/11 3 in., 14/6 6 1/2 in., 15/- 10 in., 19/6 4 in., 12/6.

**I.F. TRANSFORMERS 445-520 Kc/s.** Miniature 1/2 x 2 1/2 in. 9/6 pair Midget, 1 x 1 x 2 1/2 in. 8/6 pair Wearite 500 and 550 8/6 pair

**ENERGISED SPEAKERS** 8in. with O/T 600 ohm field 15/6 8in. less O/T 600 ohm field 12/6 8in. less O/T 1,200 ohm field 12/6 6 1/2 in. with O/T 600 ohm field 14/-

### BAKER'S SELHURST SPEAKERS

"Stalwart." 12in. 15 ohms impedance. Frequency response 30-13,500 c.p.s. Power handling capacity 15 watts, peak A/C. **PRICE £5/10/-.** "Standard." 12in., 15 ohms impedance. Frequency response 30-14,500 c.p.s. Power handling capacity 20 watts, peak A/C. **PRICE £6/10/-.** "De-Luxe." 12in., 15 ohms impedance. Frequency response 18-17,000 c.p.s. Power handling capacity 15 watts, peak A/C. **PRICE £8/10/-.** CARRIAGE 3/6 per speaker extra.



### CAR RADIO SPECIAL—PARTLY ASSEMBLED CAR RADIOS



Small size case, 12 x 4 x 6 in. Will fit most cars. For either 6 or 12 volts, depending on vibrator. Chassis supplied with 5 octal valve holders, medium wave aerial and oscillator coils output transformers, volume control, sundry resistances and condensers, dial and knobs. Case finished in brown crackle. Dial calibrated 150-550 metres, 5 valves to suit. One each, either GT or metal: 6SA7, 6R7, 6V6, 6K7, OZ4. **LASKY'S PRICE £5/5/-.** Carriage 5/- extra. Or less valves, 69/6. Carriage 5/- extra. Other chassis in various conditions of completion are available for personal callers only. **CIRCUIT** for 5 valve car radio, using above chassis. **PRICE 1/6.**


### SPECIAL OFFER. BY FAMOUS MANUFACTURER. FRUSTRATED EXPORT ORDER



**6 VOLT D.C. RADIO RECEIVER** Uses 4 valves, vibrator and metal rectifier. Valve line up: ECH35, EF39, EBC33, EL32. 8 in. P.M. Speaker fitted. In attractive polished walnut veneer cabinet. Size 19 x 8 x 15 in. Full vision dial, battery economy switch, p-u. sockets, tone control. Superhet. Wavebands: 200-500 metres; 50-120 metres; 20-50 metres; 10-20 metres. **BRAND NEW AND UNUSED. COMPLETE WITH VALVES. LASKY'S PRICE £9/19/6.** Carriage and packing 10/6 extra.

### TELESCOPIC PORTABLE AERIAL MASTS

Lightweight but extremely strong alloy. Extends to 15 feet. Guyed at top and centre complete with all guys. **LASKY'S PRICE 32/6.** Carriage 2/6 extra.



**A LASKY'S RADIO ADVERTISEMENT. SEE OVER.**





**R.F. OSC. COIL KITS.** Consisting of R.F. oscillator E.H.T. coil with EY51 heater winding, EY51 rectifier, 6V6 valve and base. All necessary condensers and resistances. Full circuit and data supplied.  
 6-9 Kv. **LASKY'S PRICE 45/-**  
 6-18 Kv. **LASKY'S PRICE 50/-**

**E.H.T. OSC. COILS.**  
 6-9 Kv. **PRICE ..... 17/6**  
 6-18 Kv. **PRICE ..... 21/6**

**BRIMISTORS.**  
 CZ1, 1/6. CZ3, 9d. each.

**METROSILS.**  
 10 Kv., 5/- each.

**LASKY'S T.V. CONSTRUCTORS' PARCELS.**

**No. 1 WIDE ANGLE PARCEL.** Containing ferroxcube line E.H.T. transformer, ferroxcube scanning coils, frame output transformer, p.m. focus unit, frame blocking osc. transformer, 14, 16 or 17 inch mask and glass, width and linearity controls. Also the following valves:—6U4gt, 6CD6, 6AL5, 2—6AM5 (N78), 3—12AU7. Full circuit.

**LASKY'S PRICE COMPLETE £8/15/11.**  
 Carriage 3/6 extra.

**No. 2. The WIDE ANGLE PARCEL AS ABOVE,** but less valves.

**LASKY'S PRICE 94/11.**  
 Carriage 2/6 extra.

**No. 3.** All brand new components by Igranic. Comprises E.H.T. flyback line transformer, 7-10 Kv. with ferroxcube core and rectifier heater winding; scanning coils; frame output transformer; Elac focus unit with vernier adjuster, U37 or K3/100 E.H.T. rectifier, 12in. mask and glass.

**LASKY'S PRICE FOR THE COMPLETE PARCEL, 79/6.**  
 Carriage and packing 3/6 extra.

**No. 4. Complete set of metalwork.** Unassembled. Comprising main chassis, tube supports and valve-holders. (Less sound-vision chassis.) **PRICE 25/-.** Carriage 3/6 extra.

**No. 5. SPECIAL PARCEL.** Comprising line output transformer (Non E.H.T.) EL38, frame output transformer, scanning coils, line and frame blocking oscillator transformers, large 250 m/a. smoothing choke.  
**LASKY'S PRICE 59/6 POST FREE.**

**R.1132.A RECEIVERS.** Tested. **SOILED CONDITION.** Grade 1, 79/6, specially selected. Grade 2, 59/6. Carriage 10/- per receiver extra.

**EX-GOVERNMENT MAINS POWER UNITS,** for R.1132.A Receivers. 200-250 v. A.C. working order. 59/6. Carriage 7/6 extra.

**OUTPUT TRANSFORMERS.**  
 Midget Pentode ..... 3/6  
 Miniature Personal, 3S4, etc. 3/6  
 Standard pentode ..... 3/11  
 Push-Pull 6V6 ..... 9/6  
 Multi Ratio. P.P. .... 12/6  
 Heavy Duty. P.P. .... 14/11

**PORTABLE RECORD PLAYERS** Containing a new Plessey single speed automatic record changer (78 r.p.m.). Magnetic pick-up and 2-valve amplifier, with metal rectifier. For use on 200-250 v. A.C. mains. Amplifier uses EF.36 and EL.32 giving 3-watts output, tone and volume controls, 5in. speaker. In rexine-covered cabinet, size: 17 x 17 x 8in. With carrying handle. Though store soiled, these players are new and every one is fully tested before despatch. **LIMITED QUANTITY.**

**LASKY'S PRICE £10.19.6**  
 Carriage 10/6 extra.

**STAFF HOLIDAYS**  
 All departments will be closed on Tuesday and Wednesday, September 28th and 29th. Re-open on Thursday, September 30th.

**12 VOLT-4 WATT MOBILE AMPLIFIERS**

**BRAND NEW AND UNUSED.** KT.61 output. Complete with power unit and synchronous vibrator (Wearite type QFA/12), and all valves. Fitted with rubber covered heavy duty battery lead.

By famous manufacturer, in handsome metal cabinet, grey crackle finish. Size: 10in. x 6in. x 8in. Output impedance 3 ohms. With the addition of a suitable loudspeaker, this is ready for operation. Finest quality components throughout. Robustly constructed for rough handling.

Complete with carbon hand-microphone with screened lead.

**LASKY'S PRICE, £7.19.6 OR LESS MICROPHONE £6.19.6**  
 COMPLETE Carriage 5/- per unit extra.




**3-WATT AC/DC MIDGET AMPLIFIERS**

Push pull, very high gain

4 valves: 2 UL41 in push pull, 1 UCH42 and 1 UAF42. Input voltage 100/110

AC/DC. Very easily converted to 230 volts. Supplied with circuit diagram and full details. Size:—9 x 4 x 4 inches. Uses 2 metal rectifiers, 1 each RM2 and RM3. Ideal for ships' record players, tape recorders, home record players, baby alarms, etc., etc. Supplied complete, fully assembled and wired, with 4 valves.



**65/- CARRIAGE FREE**

**BY FAMOUS MANUFACTURER. 3-SPEED AUTOMATIC RECORD CHANGER.** Mixer type. With turn over crystal pick-up. Incorporates the latest "Magdisk" record selector mechanism.

**LASKY'S PRICE £10/10/-.**  
 Carriage Free.

**PLESSEY AUTO RECORD CHANGER.** 3-speed mixer type, with turn over crystal pick-up. **LASKY'S PRICE £9/19/6.** Carriage Free.

**COLLARO 3-SPEED AUTO CHANGERS.** Model 3RC/521. New and unused in maker's carton.

Cream or fawn finish. Complete with hi-fidelity "studio" turn over crystal pick-up.

**LASKY'S PRICE £9.19.6**  
 Carriage Free.

**CRYSTAL DIODES.** Glass type, wire ends. 1/6 each. Higher Grades Available. 12 Assorted for 30/-; Post Free.



**DE LUXE T.V. CABINETS**

Our new model. Mark II


This cabinet is now supplied complete with mask, glass, castors, shelf, bearers, c.r.t. neck end protector, back, speaker fret and baffle board. Finished in beautiful figured medium, light or dark walnut veneer, with high polish. Suitable for most home constructor T.V. receivers, including the "Viewmaster," "Practical Television," "Tele-King," "Magniview," "Wireless World," etc. Can be supplied with cut-out for 14in., 16in. and 17in. c.r. tubes at no extra cost.

An allowance of 4s. 6d. will be made if the mask is not required. Inside Dimensions: Depth 16½in.; width 17½in.; height 28in. Overall height 32in. and width 18½in.

**WHY NOT CONVERT YOUR TABLE RECEIVER TO A CONSOLE MODEL.**

Adaptor frames for fitting 9in. or 10in. c.r. tubes can be supplied if required.

**LASKY'S PRICE £8.10.0**  
 Carriage 12/6 extra



**ELECTROLYTIC CONDENSERS. ALL BRAND NEW.**

8 mfd. 450 v.w. .... 1/9	400 mfd. 150 v.w. .... 2/6
16 mfd. 350 v.w. .... 2/6	8 + 8 mfd. 450 v.w. .... 3/6
16 mfd. 500 v.w. .... 3/6	8 + 16 mfd. 450 v.w. .... 4/3
20 mfd. 500 v.w. .... 3/6	12 + 12 mfd. 350 v.w. .... 2/6
30 mfd. 450 v.w. .... 3/3	16 + 16 mfd. 350 v.w. .... 3/6
60 mfd. 350 v.w. .... 3/11	16 + 16 mfd. 450 v.w. .... 4/6
64 mfd. 450 v.w. .... 3/11	20 + 20 mfd. 275 v.w. .... 2/6
150 mfd. 350 v.w. .... 3/6	6000 mfd. 6 v.w. .... 2/6
	8000 mfd. 3 v.w. .... 2/6

MANY OTHER SINGLE AND MULTIPLE CONDENSERS IN STOCK.

# THE TELE KING

## 5 CHANNEL 16 or 17 INCH SUPERHET RECEIVER

### WIDE ANGLE — LARGE SCREEN

This famous and well tried home constructor set can now be built for £29/10/- including valves. Only tube and cabinet extra.



A MULTI CHANNEL TUNER FOR THE TELE KING WILL BE AVAILABLE SHORTLY.

EVERY COMPONENT CAN BE SUPPLIED SEPARATELY.

Full constructional data, wiring diagrams and circuits. **Price 6/- POST FREE.**

WRITE NOW FOR OUR NEW TELE KING PRICE LIST. WE CAN SAVE YOU MONEY.

Co-axial Cable. 75-80 ohms impedance. Single Core. 8d. per yard. Twin Core, 1/- per yard. Twin Balanced Feeder, 6d. per yard.

#### CHOKES

40 m/a. . . 3/3 120 m/a. 7/3  
60 m/a. . . 3/11 200 m/a. 12/6  
80 m/a. . . 4/11 250 m/a. 14/-

#### SPECIAL TRANSFORMER

Secondary tapped as follows: 3, 4, 5, 6, 8, 9, 10, 12, 15, 18, 20, 24 and 30 volts at 2 amps. **PRICE 17/6.**

#### HIGH VOLTAGE E.H.T. CONDENSERS

.1 + .1 mfd. 3.5 Kv. . . . . 5/11  
.1 mfd. 7 Kv. . . . . 15/-  
.001 mfd. 12.5 Kv. . . . . 7/6  
.001 mfd. 15 Kv. . . . . 10/-  
.0005 mfd. 10 Kv. . . . . 3/6  
.0005 mfd. 15 Kv. . . . . 6/6  
.04 mfd. 12.5 Kv. . . . . 5/-

#### SPECIAL T.V. CONDENSERS

64 mfd. 450 v.w. . . . . 3/11  
100 mfd. 450 v.w. . . . . 4/11  
32 + 100 mfd. 450 v.w. . . 7/6  
100 + 200 mfd. 350 v.w. . . 5/11


## MANUFACTURERS SURPLUS T.V. COMPONENT BARGAINS

### WIDE ANGLE 38 mm.

Line E.H.T. trans., ferroxcube core. 9-16 Kv. . . . . 25/-  
Scanning Coils, low imp. line and frame . . . . . 25/-  
Frame Output Transformer 10/6  
Scanning Coils low imp. line and frame . . . . . 17/6  
Frame blocking osc. transformer . . . . . 7/6  
Line blocking osc. transformer, caslam cored . . . 6/6  
Focus Magnets Ferroxdure . . 25/-  
P.M. Focus Magnets. Iron Cored . . . . . 19/6  
Duomag Focalisers . . . . . 29/6  
300 m/a. Smoothing chokes 15/-  
Electro magnetic focus coil, with combined scan coils . . 25/-

### STANDARD 35mm.

Line Output Transformers. No E.H.T. . . . . 12/6  
Line Output Transformers. 7-9 Kv. E.H.T. and 6.3 v. winding . . . . . 19/6  
Scanning coils. Low imp. line and frame . . . . . 12/6  
Scanning Coils. Low imp. line and frame, by Igranic 14/6  
Line blocking oscillator transformer . . . . . 4/6  
Frame blocking oscillator transformer . . . . . 4/6  
Frame output transformer . . 7/6  
Focus Magnets. Without Vernier . . . . . 12/6  
With Vernier . . . . . 17/6  
Focus Coils. Electromagnetic 12/6  
200 m/a. Smoothing chokes 10/6



## CYLDON 5 CHANNEL T.V. TUNERS

Uses two valves, EF80 (6BW7) as R.F. amp. and ECC81 (12AT7) as frequency changer. Instant and positive selection of any channel by switching incremental inductances. Power gain 24dB, I.F. frequency output 9.5-14 Mc/s or 15.5-22 Mc/s. With full details and circuit diagram. Supplied less valves. Size:—4 1/2" x 2 1/2" x 2 1/2". The Tuner with Valves. **LASKY'S PRICE 37/6.** Post 2/6 extra.

# 12/6

LESS VALVES  
POST FREE

#### PERSPEX IMPLOSION GUARDS, incorporating cutcheon and filter plate.

12in. . . . . 12/6  
12in. de Luxe . . . . . 15/-  
16in. de Luxe . . . . . 17/6

#### MAINS TRANSFORMERS

All 200-250 v. 50 c.p.s. primary. Finest quality, fully guaranteed. **MBA/3.** 350-0-350 v. 80 mA. 6.3 v. 4 a., 5 v. 2 a. Both filaments tapped at 4 volts. An ideal replacement trans. Price 18/-.  
**MBA/6.** 325-0-325 v. 100 mA. 6.3 v. 3 a., 5 v. 2 a. With mains tapping board. Price, 22/6.  
**MBA/7.** 250-0-250 v. 80 mA. 6.3 v. 3 a., 5 v. 2 a. Both filaments tapped at 4 volts Price, 18/-.  
**MBA/8.** **SPECIAL OFFER** Drop through type. 235-0-235 v. 60 mA. 6.3 v. 3 a. 12/6.  
**MBA/9.** 400-0-400 v. 60 mA. 6.3 v. 1 a., 4 v. 2.5 a. Price, 12/6.  
**AT/3.** Auto transformer. 0-10-120, 200-230-240 volts 100 watts. Price 17/6.

#### C.R.T. MASKS. Brand New LATEST ASPECT RATIO

9in. . . . . 7/-  
10in. . . . . 7/6  
12in. . . . . 15/-  
12in. Flat Face . . . . . 15/-  
12in. Old Ratio . . . . . 9/6  
12in. Escutcheon mask, with Perspex filter . . . . . 12/6  
14in. Rectangular . . . . . 12/6  
15in. Cream rubber . . . . . 17/6  
16in. Plastic, white . . . . . 12/6  
17in. Rectangular . . . . . 15/-

#### FAMOUS MANUFACTURERS TAPE RECORDER AMPLIFIERS

Complete with 5 valves. For 200-250 volts A.C. mains. Finest quality components throughout. Twin inputs. Volume control, and record level control. Speaker on/off switch. On steel chassis, black crackle finish. Size 11 1/2" x 2 1/2" x 9in. Valve line-up: 2 6V6, 2 6SN7, 1 5Z4. Full circuit supplied. Complete with 8in. speaker and all valves.



**LASKY'S PRICE COMPLETE £9/19/6.** Less Cover, £8/15/-. Less cover and head lift transformer £7/15/-. Carriage 5/- per unit extra.

#### SPECIAL OFFER. 12 INCH CATHODE RAY TUBES.

Standard types, suitable for T.V. LIMITED QUANTITY. **LASKY'S PRICE £12/19/6.** Carriage and insurance 15/- extra.

#### S.T.C. SENTERCEL RECTIFIERS

R.M.1 3/10; R.M.2. 4/3; R.M.3, 5/-; R.M.4 16/-. K3/40, 3.2 kV., 6/-; K3/45, 3.6 kV. 8/2; K3/50, 4.0 kV. 8/8; K3/100, 8.0 kV. 14/8; K3/160 12.8 kV. 21/6. K3/200 16 Kv., 26/-.

#### ION TRAPS. All types 3/-.

#### FILAMENT TRANSFORMERS

200-250 v. primary 50 c.p.s. 6.3 v. 1.75 a., 6/6. 6.3 v. 3 a., 9/6.

#### FOR CALLERS ONLY

Secondhand cathode ray tubes. With heater-cathode short and/or ion burns. 9in. 35/-. 12in. 55/-.

#### ARMOUR PLATE GLASS

16in. Actual size 17 1/2" x 15 1/2" x 1/2in. . . . . 7/11  
15in. Actual size 16 1/2in. x 13in. x 1/2in. . . . . 6/11  
12in. actual size 13in. x 10 1/2in. x 1/2in. . . . . 4/-  
9in. actual size 9in. x 8in. x 1/2in. . . . . 3/-

#### TRIPLEX DARK SCREEN FILTERS

14 x 12 1/2 x 1/8 in. . . . . 7/6  
15 1/2 x 13 1/2 x 1/8 in. . . . . 9/6  
Postage and packing 5/- per piece extra. (This charge is necessary owing to extra packing required).

C.R.T. Neck Protectors 2/6.

# LASKY'S RADIO

LASKY'S (Harrow Road) Ltd.,

370 HARROW RD., PADDINGTON, LONDON, W.9

(Opposite Paddington Hospital)

Telephone, all departments: CUNningham 1979/7214.

Please Add a Reasonable Amount For Postage.



**SELENIUM RECTIFIERS**

L.T. Types	H.T. Types	H.W.
2/6 v. 1/2 a.h.w. ....	1/9	90 v. 20 mA. .... 3/6
6/12 v. 1/2 a.h.w. ....	2/9	120 v. 40 mA. .... 3/11
		250 v. 50 mA. .... 5/9
		250 v. 80 mA. .... 7/9
<b>F.W. Bridge Types</b>		
6/12 v. 1 a. ....	5/9	RM2 125 v. 100 mA. .... 3/11
6/12 v. 2 a. ....	9/9	RM3 125 v. 120 mA. .... 4/11
6/12 v. 4 a. ....	14/9	RM4 250 v. 250 mA. .... 11/9
6/12 v. 6 a. ....	19/9	300 v. 275 mA. .... 12/11

**CO-AXIAL CABLE.** 75 ohms 1/2 in., 7d. yard. Or in 20yd. lengths, 6d. yd. Twin screened feeder, 9d. yd.

**RHEOSTATS (VARIABLE RESISTORS)**  
2 ohms 5 amps, 6/9; 7.5 ohms 5 amps, 8/9; 0.4 ohm 25 a., 8/9; 10 ohm 3 amps, 8/9; 150 ohms 1.5 amps, 14/9. All complete with control knob.

**SILVER MICA CONDENSERS.** 5, 10, 15, 20, 25, 30, 35, 50, 100, 120, 150, 180, 200, 230, 300, 330, 400, 470, 500, 1,000 pfd. (.001uF), .002 mfd. (2,000 pfd.). All at 5d. each, 3/9 dozen one type.

**DIAL BULBS, M.E.S.,** 8 v. 0.15 a., 6/9 doz.; 6.5 v. 0.15 a., 6/9 doz.

**ELECTROLYTICS (Current production)**  
NOT ex-Govt.

Subular Types	Can Types
8uF 450 v. ....	1/11
16uF 350 v. ....	2/3
16uF 450 v. ....	2/9
16uF 500 v. ....	2/9
24uF 350 v. ....	3/9
32uF 350 v. ....	3/9
32 mfd. 500 v. ....	5/9
8-16uF 500 v. ....	4/11
25uF 25 v. ....	1/3
50uF 12 v. ....	1/3
50uF 50 v. ....	2/3
Can Types	
8mfd. 350 v. ....	1/3
8mfd. 450 v. ....	2/3
8mfd. 500 v. ....	2/9
16mfd. 350 v. ....	1/11

**AMPLIFIER OR CHARGER CASES.** Size 14 1/2 x 5 1/2 x 7 1/2 in. high. Strongly made in perforated steel. Grey enamel finish. Only 9/6.

**VOLUME CONTROLS** with long spindles, all values less switch, 2/9; with S.P. switch, 3/9.

**WIRE WOUND POTS:** 20 ohms, 500 ohms, 1,000 ohms, 5K, 20K, 50K (medium length spindles), 2/9, 220 ohms, 2K, 10K, 20K, 50K Preset type, 1/9 ea.

**AMMETERS.** Moving coil. G.E.C. 0-5 amps, 2in. scale, 11/9.

**EX-GOVT. E.H.T. SMOOTHING CONDENSERS**

02 mfd. 8,000 v. Cans	1/11
25 mfd. 4,000 v. Blocks	4/9
5 mfd. 2,500 v. Blocks	3/9
5 mfd. 3,500 v. Cans	3/3
1 mfd. plus 1 mfd. 8,000 v., large blocks (common negative isolated)	9/6
1.5 mfd. 4,000 v. blocks	5/9

**EX-GOVT. ACCUMULATORS** with non-spill vents. Unused and guaranteed. 2 v. 16 A.H., 5/9 each, or 3 in wood carrying case 9 x 7 x 5 in., 14/9, plus 3/6 Carr.

**EX-GOVT. BLOCK PAPER CONDENSERS**

2 mfd. 800 v. ....	1/9	4 mfd. 2000 v. ....	6/9
4 mfd. 500 v. ....	2/9	6-8 mfd. 500 v. ....	5/9
4 mfd. 750 v. ....	3/9	8 mfd. 500 v. ....	5/9
4 mfd. 1500 v. ....	4/9	11-7 mfd. 500 v. ....	8/9
		15 mfd. 500 v. ....	7/9

4 mfd. 400 v. plus 2 mfd. 250 v. 1/11

**EX-GOVT. AUTO TRANSFORMERS 50 c/s.**

Double Wound 10-0-220-200-240 v. to 10-0-270-290-310 v. 200 watts	25/9
15-10-5-0-195-215-235 v. 200 watts	25/9
0-110-190-230 v. 400 watts	49/6
Double Wound 220/240 v. input. Output 55 v. to 230 v. 21 amps in steps of 11 v.	£6/15
Double Wound 10-0-200-220-240 v. to 10-0-275-295-315 v. 500 watts	69/6

**M.E. SPEAKERS.** All 2-3 ohms, 6 1/2 in. Rola-field 700 ohms, 11/9. 10 in. R.A. field 600 ohms, 23/9. 10 in. R.A. field, 1,500 ohms 23/9. 10 in. R.A. field 1,000 ohms, 23/9.

**R.S.C. TRANSFORMERS**

**FULLY GUARANTEED, INTERLEAVED AND IMPREGNATE**

**MAINS TRANSFORMERS**

Primaries 200-230-250 v. 50 c/s.

**FULLY SHROUDED UPRIGHT MOUNTING**

250-0-250 v. 60 mA., 6.3 v. 2 a., 5 v. 2 a., Midget type, 2 1/2-3 1/2 in.	16/9
350-0-350 v. 70 mA., 6.3 v. 2 a., 5 v. 2 a.	18/9
300-0-300 v. 80 mA., 12 v. 1.5 a., c.t.	18/11
250-0-250 v. 100 mA., 6.3 v.-4 v. 4 a., c.t., 0-4-5 v. 3 a.	22/9
250-0-250 v. 100 mA., 6.3 v. 6 a., 5 v. 3 a., for R1355 conversion	29/6
300-0-300 v. 100 mA., 6.3 v.-4 v. 4 a., c.t., 0-4-5 v. 3 a.	22/9
350-0-350 v. 100 mA., 6.3 v.-4 v. 4 a., c.t., 0-4-5 v. 3 a.	22/9
350-0-350 v. 150 mA., 6.3 v. 4 a., 5 v. 3 a.	31/6
350-0-350 v. 150 mA., 6.3 v. 2 a., 6.3 v. 2 a., 5 v. 3 a.	33/9
350-0-350 v. 250 mA., 6.3 v. 0 a., 4 v. 8 a., 0-2-6 v. 2 a., 4 v. 3 a., for Electronic Eng. Television	69/6
425-0-425 v. 200 mA., 6.3 v. 4 a., c.t., 6.3 v. 4 a., c.t., 5 v. 3 a., suitable Williamson Amplifier, etc.	47/9
425-0-425 v. 250 mA., 6.3 v. 6 a., 6.3 v. 0 a., 5 v. 3 a.	69/6

**TOP SHROUDED DROP THROUGH TYPE**

250-0-250 v. 70 mA., 6.3 v. 2.5 a.	12/11
260-0-260 v. 70 mA., 6.3 v. 2 a., 5 v. 2 a.	15/9
350-0-350 v. 80 mA., 6.3 v. 2 a., 5 v. 2 a.	17/6
275-0-275 v. 80 mA., 6.3 v. 3 a., 4 v. 2.5 a.	14/11
250-0-250 v. 100 mA., 6.3 v. 4 a., 5 v. 3 a.	21/9
300-0-300 v. 100 mA., 6.3 v.-4 v. 4 a., c.t., 0-4-5 v. 3 a.	21/9
350-0-350 v. 100 mA., 6.3 v. 4 a., c.t., 5 v. 3 a.	21/9
350-0-350 v. 150 mA., 6.3 v. 2 a., 6.3 v. 2 a., 5 v. 3 a.	29/11
350-0-350 v. 150 mA., 6.3 v. 4 a., 5 v. 3 a.	26/9

**E.H.T. TRANSFORMERS. 2,500 v. 5 mA., 2-0-2 v. 1.1 a., 2-0-2 v. 1.1 a., for VCR07, VCR517 or ACR2X**

5,000 v. 5 mA., 2 v. 2 a.	36/6
	39/6

**FILAMENT TRANSFORMERS**

Primaries 200-250 v. 50 c/s.

6.3 v. 1.5 a. ....	5/9	6.3 v. 2 a. ....	7
6.3 v. 3 a. ....	9/6	0-4-6.3 v. 2 a. ....	1
12 v. 1 a. ....	7/11	6.3 v. 6 a. ....	1
0-2-4-5-6.3 v. 4 a. ....	16/9	12 v. 3 a. or 24 v. ....	1
		1.5 a. ....	1

**CHARGER TRANSFORMERS**

All with 200-230-250 v. 50 c/s Primaries: 0-9-15 1.5 a., 12/9; 0-9-15 v. 3 a., 16/9; 0-9-15 v. 6 22/9; 0-4-9-15-24 v. 3 a., 22/9; 0-9-15-30 v. 3 23/9.

**ELIMINATOR TRANSFORMERS**

Primaries 200-250 v. 50 c/s. 120 v. 40 mA. 7/9 120 v. 40 mA. 5-0-5 v. 1 a. .... 14/9

**OUTPUT TRANSFORMERS**

Midget Battery Pentode 66: 1 for 3S4, etc.	3/9
Small Pentode, 5,000Ω to 3Ω	3/9
Standard Pentode 5,000Ω to 3Ω	4/9
Standard Pentode, 8,000Ω to 3Ω	4/9
Standard Pentode, 10,000 ohms to 3 ohms	4/9
Multi-ratio 40 mA. 30:1, 45:1, 60:1, 90:1, Class B Push-Pull	5/9
Push-Pull 8 Watts 6V6 to 3 ohms	8/9
Push-Pull 10-12 Watts 6V6 to 3Ω or 15Ω	15/9
Push-Pull 10-12 Watts to match 6V6 to 3-5-8 or 15Ω	16/9
Push-Pull 15 Watt 6L6s, KT66s, etc. to 3 or 15 ohms	19/9
Push-Pull 20 Watts high-quality sectionally wound 6L6, KT66, etc., to 3 or 15Ω	47/9
Williamson type, exact to author's spec.	85/9

**SMOOTHING CHOKES**

250 mA., 3 H. 50 ohms	11/9
150 mA. 7-10 H. 250 ohms	11/9
100 mA., 10 H. 200 ohms	8/9
80 mA., 10 H. 350 ohms	5/9
60 mA., 10 H. 400 ohms	4/9
50 mA., 40 H. 1,000 ohms Potted	10/9
20 mA., 30 H. 1,000 ohms	4/9

**MICROPHONE TRANSFORMERS**

100:1 ..... 5/9

**THE SKY CHIEF T.R.F. RECEIVER**



A design of a 4-stage, 3 valve 200-250 v. A.C. Mains receiver with selenium rectifier. For inclusion in any of cabinets illustrated above. It consists of a variable Mu high gain H.F. stage followed by a low distortion grid detector triode. The next stage is a further triode amplifier with tone correction by negative feedback. Finally comes the output stage consisting of a parallel connected double triode giving ample output at an extraordinary low level of distortion. Point to point wiring diagrams, instructions, and parts list, 2/6. This receiver can be built for a maximum of £4/16/- including cabinet.

**P.M. SPEAKERS.** All 2-3 ohms. 2 1/2 in. Celestion, 14/9. 3 1/2 in. Goodmans (Ex New Units), 10/9. 4 in. Goodmans, 14/11. 5 in. Goodmans, 15/6. 6 1/2 in. Goodmans, 16/9, 8 in. Plessey, 15/9, 10 in. Rola, 27/9. 10 in. Plessey, 18/6. 10 in. Rola with Trans., 29/6.

**R.S.C. BATTERY CHARGER KITS.** For mains input 200-250 v. 50 c/s. To charge 6 v. accumulator at 2 amps., 25/9. To charge 6 v. or 12 v. battery at 2 a., 31/6. To charge 6 v. or 12 v. battery at 4 a., 49/9. ABOVE KITS CONSIST OF BLACK CRACKLE LOUVRED STEEL CASE, MAINS TRANSFORMER, FULL WAVE-METAL RECTIFIER, FUSES, FUSE-HOLDERS AND CIRCUIT. Any type assembled and tested for 6/9 extra.

**H.T. ELIMINATOR AND TRICKLE CHARGER KIT** with case, Mains Input 200-250 v. Output 120 v. 40 mA. and 2 v. 1/2 a. Price with circuit 29/6. Or in working order, 37/6.

**EX. GOVT. MAINS TRANSFORMER**

All 230 v. 50 c/s input. 250-0-250 v. 40 mA., 6.3 v. 2 a., 5 v. 2 a.	9/6
8.8 v. 4 a.	9/6
48 v. 1 a.	9/6
175 v. 200 mA.	9/9
0-11-22 v. 15 a.	35/9
0-11-22 v. 30 a.	72/6
16/20 v. 35 a.	79/6
7.7 v. C.T. 7 amps 4 times	25/9
460 v. 200 mA., 6.3 v. 5 a.	27/9
300-0-300 v. 150 mA., 6.10-0-610 v. 150 mA., 1,220 v. 350 mA.	29/9

**EX-GOVT. SMOOTHING CHOKES**

250 mA., 10 H. 50 ohms	14/9
250 mA., 10 H. 100 ohms	14/9
250 mA. 3 H. 50 ohms. Potted	8/9
150 mA. 10 H. 50 ohms	10/1
100 mA. 10 H. 100 ohms. Tropicalised	6/9
100 mA. 5 H. 100 ohms. Tropicalised	3/9
50 mA. 50 H. 1,000 ohms. Tropicalised	3/11
90/100 mA. 10 H. 100 ohms. Potted	8/9
50 mA. 5-10 H.	2/9
L.T. type 1 amp.	2/9

**EX-GOVT. T.V. TYPE TRANSFORMERS. All 230 v. 50 c/s input.**

2800 v. 30 mA.	22/9
400 v. C.T. 150 mA. 4 v. 6 a., 6.3 v. 6 a., 6.3 v. 0-6 a., 4 v. 6 a., 4 v. 3 a., 4 v. 3 a., 4 v. 3 a., 5 v. 2 a.	22/9

**EX-GOVT. TRANSMITTER-RECEIVER TYPE TR9D, complete with all valves, only 47/9, plus carr. 5/-.**

**CHASSIS**

18 s.w.g. undrilled aluminium amplifier type (4-sided).	16 s.w.g. aluminium receiver type.
12 in. x 9 in. x 2 1/2 in. .... 6/11	12 in. x 8 in. x 2 1/2 in. .... 5/3
14 in. x 9 in. x 2 1/2 in. .... 6/11	16 in. x 8 in. x 2 1/2 in. .... 7/6
14 in. x 10 in. x 3 in. .... 7/11	20 in. x 8 in. x 2 1/2 in. .... 8/11
10 in. x 10 in. x 3 in. .... 8/3	
18 s.w.g. aluminium receiver type.	16 s.w.g. aluminium amplifier type, 4-sided.
6 in. x 3 1/2 in. x 1 1/2 in. .... 1/11	12 in. x 8 in. x 2 1/2 in. .... 7/11
7 1/2 in. x 4 1/2 in. x 2 in. .... 2/9	16 in. x 8 in. x 2 1/2 in. .... 10/11
10 in. x 5 1/2 in. x 2 in. .... 3/3	20 in. x 8 in. x 2 1/2 in. .... 13/6
11 in. x 6 in. x 2 1/2 in. .... 3/11	24 in. x 10 in. x 3 in. .... 13/6




# R.S.C. 25 WATT "PUSH-PULL" AMPLIFIER

Now firmly established and proving extremely popular, our A11 Quality Amplifier we consider to be the best value in amplifiers offered to-day. The volume of its high fidelity reproduction is completely controllable, from the sound of a quiet intimate conversation to the full glorious volume of a great orchestra. Its sensitivity is so high that in areas of fair signal strength it can be operated straight from a crystal receiver. Entirely suitable for standard or long-playing records in small homes or in large auditoriums. For electronic organ or guitar or for garden parties or dance bands.

The kit is complete to the last detail, and includes easy to follow point-to-point wiring diagrams.

Twin volume controls with twin input sockets allow SIMULTANEOUS INPUTS for BOTH MICROPHONE and GRAM, or TAPE and RADIO. SEPARATE BASS and TREBLE CONTROLS giving both LIFT and CUT. FOUR NEGATIVE FEEDBACK LOOPS with 15 db in the main loop from output transformer to voltage amplifier. Frequency response  $\pm 3$  db 50-20,000 c.p.s. Hum and distortion LESS THAN 0.5 per cent. measured at 10 watts. This is comparable with some of the highest priced amplifiers. Six B.V.A. valves, Marconi-Osram KT series output valves. A.C. only, 200-230-250 v. 50 c/s. input. 420 v. H.T. LINE. Paper reservoir condenser. Compact chassis. Matched components. OVERALL SIZE 12 x 10 x 9 in. approx. Output impedances for 3 and 15 ohms speakers.



Available in kit form at the amazingly low price of **9 gns.** Plus carriage 5/- Or ready for use 50/- extra.

**W.B. "STENTORIAN" High fidelity P.M. Speaker, HF1012, 10 watts. 15 ohm (or 3 ohm) speech coil.** Where a really good quality speaker at a low price is required we highly recommend this unit with an amazing performance. **£3/13/6.**

**CONNOISSEUR HIGH FIDELITY LIGHTWEIGHT MAGNETIC PICK-UP COMPLETE WITH MATCHING TRANSFORMER.** A fortunate purchase enables us to offer limited supplies. Brand New, Boxed and Perfect at a fraction of normal price. Buy Now at only 26/6.



**COLLARO 3-SPEED AUTOMATIC RECORD CHANGERS** (brand new), type 3RC/521, complete with 2 plug-in Crystal P.U. heads for long playing or standard records 7, 10 or 12in. Not intermixed. Mains input 200-250 v. Limited number available at only 29/19/6, plus carr. 5/-.

**COLLARO 3-SPEED MIXER AUTOCHANGER,** Type 3RC/522 with 2 plug-in Crystal P.U. Heads with Sapphire Stylus for long playing or standard records. Plays 7, 10 and 12in. records intermixed. Limited number, Brand New, Cartoned. **£10/19/6** (approx. half price). Carr. 5/- extra.

**COLLARO TAPE DESK MOTORS.** Shaded pole type. Clockwise or anti-clockwise. Mains input 110-200-250 v., 31/6.

**H.M.V. LONG PLAYING RECORD TURNTABLE COMPLETE WITH CRYSTAL PICK-UP (SAPPHIRE STYLUS).** Speed 33 1/3 r.p.m. BRAND NEW, CARTONED. Only **£3/19/6** (approx. half price). Carr. 5/-. (For 200-250 v. A.C. Mains).

## A PUSH-PULL 3-4 WATT HIGH-GAIN AMPLIFIER FOR £3/12/6

For mains input 200-250 v. 50 c/s. Complete kit of parts including point-to-point wiring diagrams and instructions. Amplifier can be used with any type of feeder unit or pick-up. This is not A.C./D.C. with "live" chassis but A.C. only with 400-0-400 v. Trans. Output is for 2-3 ohm speaker. (We can supply a very suitable 10in. unit by Rola at 27/9.). The amplifier can be supplied ready for use for 25/- extra. Full descriptive leaflet, 7d.

**R.S.C. MASTER INTERCOMM. UNIT,** with provision for up to 4 "Listen-Talk Back Units" individually switched. A high gain amplifier enables speech and other sounds emanating from the rooms containing remote control units to be heard at the master control. The unit is in kit form and point-to-point wiring diagrams are supplied. A walnut veneered wood or Brown Bakelite cabinet is included. Mains input is 200-250 v. 50 c/s H.T. line 300 v. CHASSIS IS NOT "ALIVE." Ideal also for use as "Baby Alarm." Sound amplification 4 watts. Price only 25/19/6. "Listen-Talk Back Unit" in bakelite or walnut veneered cabinet, can be supplied at 30/- each. Full descriptive leaflet 10d.

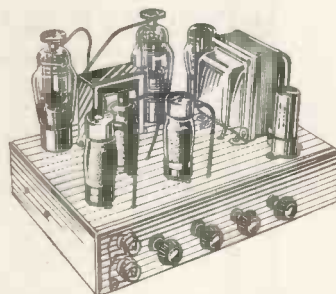
The Master Unit can be supplied assembled and tested for 30/- extra.

## PERSONAL SET BATTERY SUPERSADER KIT.

All parts for an "All Dry" Battery Eliminator. Complete with case. Supplies 90 v. 10 mA. and 1.4 v. 250 mA. fully smoothed, from normal. 200-250 v. 50 c/s mains. For 4-valve superhet receivers. Price with circuit, 35/9. Or ready for use, 42/6. Size of unit 5 1/4 x 4 1/4 in.

**BATTERY SET CONVERTER KITS.** All parts for converting any type of battery receiver to all mains. A.C. 200-250 v. 50 c/s. Kit will supply fully smoothed H.T. of 120 v. 90 v. or 60 v. at up to 40 mA., and fully smoothed L.T. of 2 v. at 0.4 a. to 1 a. Price complete with circuit and instructions only 48/9. Supplied ready for use for 8/9 extra.

## R.S.C. 10-watt "Push-Pull" HIGH-FIDELITY AMPLIFIER A3



Complete with integral pre-amp. Tone control stage (as A11 amplifier), using negative feedback, giving humproof individual bass and treble lift and cut tone control. Six Negative Feedback Loops. Completely negligible hum and distortion. Frequency response  $\pm 3$  db. 30-20,000 c.p.s. Two independently controlled inputs. Six B.V.A. valves. A.C. mains 200-230-250 v. input only. Outputs for 3 or 15 ohm speakers. Kit of parts complete in every detail, **£7/19/6**, plus 5/- carriage, or ready for use, 45/- extra. Descriptive leaflet 1/-.

**FOUR STAGE RADIO FEEDER UNIT.** Design of a HIGH FIDELITY, L. and M. wave T.R.F. Unit with self-contained heater supply and thorough H.T. decoupling. Only 250-400 v. 15-20 mA. H.T. required from main amplifier. Three valves and Low Distortion Germanium Diode Detector. Flat topped response characteristic. Loaded H.F. coils. Two variable Mu controlled H.F. stages, 3 gang condenser tuning. Cathode follower output stage. Switch position for Gram. and Gram. input and output sockets. Performance comparable with the best in Feeder Units. For A.C. mains 200-230-250 v. operation. Size 11-6-7 1/2 in. Illustration, full set of easy-to-follow wiring diagrams and instructions and individually priced parts list 2/6. This unit can be built for only **£3/15/-**, including Dial and Drive Knobs and every item required.

**R.S.C. TONE CONTROL-PRE-AMP. UNIT.** A complete set of parts for the construction of a very efficient but simple pre-amplifier and tone control unit. For use with any amplifier and pick-up. Fil. supply self-contained. Size 7 1/2 x 5 1/2 in. approx. Descriptive leaflet 9d. Price, inc. wiring diagrams, 37/6. Ready for use, 15/- extra.

**Radio Supply Co. (LEEDS) LTD.**

**32 THE CALLS. — LEEDS, 2.**

Terms C.W.O. or C.O.D. No C.O.D. under £1. Postage 1/- extra under 10/-, 1/6 extra under £2, 1/11 extra under £3. Full Price List 6d. Trade List 5d. Open to Callers: 9 a.m. to 5-30 p.m. Saturdays until 1 p.m.

# HUGE CLEARANCE SALE

OF UNUSED RADIO COMPONENTS AVAILABLE TO MANUFACTURERS & EXPERIMENTERS

1,000 CERAMIC VARIABLE CONDENSERS, split stator, plated vanes, spaced .035 ball bearings butterfly 15/15 P.F. extended spindle .....EA. **2/6**

2,500 CERAMIC TRIMMERS, air spaced silver-plated vanes, 22 pF. Packed in 10's and singles, screwdriver adjustment ..... DOZ. **5/-**

2,500 VARIABLE CONDENSERS, 100 pF. ceramic insulation ..... EA. **2/-**

2,000 VARIABLE CONDENSERS, 50 pF., in screening case, 3 1/2 x 1 1/2 x 2 1/2. Spacing .040in., EA. **1/-**

200 A.M. CHOKES, 60/100 mA. Core 1 1/2in. 10/15 Henries ..... EA. **5/-**

100 Type 1154 POWER UNITS, less Converter. Contains 2 relays, smoothing choke, 4 H.F. chokes wound 10 g. copper wire and oddments ..... EA. **5/-**

150 FERRANTI M. AMP. METERS, 0-150 Bush square, 2in. .... EA. **9/-**

150 FERRANTI M. AMP. METERS, 0-5 mA. square, 2in. .... EA. **7/6**

MAG FEED METERS, 0-100 mA. F.S. deflection, 2in. .... EA. **5/-**

200 VOLTAGE REGULATORS, VS.110/30 mA., 4-pin base ..... EA. **6/-**

24 TYPE 1154 TRANSMITTERS in transit cases, as new, complete with valves, carriage 15/- EA. **50/-**



250 TRANSMITTER TANK CONDENSERS, split stator 250 pF. each section. Heavily silver-plated vanes rounded and polished, air gap .096, sea ed cartons. EA. **10/-**

100 POWER UNITS, Type 309, 24 v./227 v. in-out-put 250v. and 12v. Contains filter pane l with chokes. relay, metal rectifier, octal plug and lead, etc. EA. **15/-**

5,000 STAND-OFF INSULATORS only miniature 1 inch. .... DOZ. **2/-**

1,000 POTS 100K, 1/2 spindle. .... EA. **1/-**

500 POTS, 1 meg. .... EA. **1/-**

1,000 POTS, 3 gang each, 70K ..... EA. **1/-**

1,000 HUMDINGER POTS, 100 ohm. Miniature wire wound ..... EA. **2/-**

1,000 POTS COLVERN. 200 ohms 5 watts. Wire wound, N.P. case ..... EA. **2/-**

1,000 WIRE WOUND POTS, 2,000 ohm 5-watts. E. case. .... EA. **1/6**

250 100K MINIATURE POTS ..... EA. **1/-**

MINIMUM ORDER 5/- . ADD EXTRA FOR POSTAGE.



500 RECEIVING CONDENSERS 4 gang, .0005-cellophane packed (.0003 OSC) ea. **2/-**

5/8,000 gross yds. SLEEVING, various colours, 1 mm. and 1.5 mm. Perma-nod. Peribrad and Systoflex. Minimum order 100 yds. Per 100 yds. **6/-**



1,000 30-AMP. 1-WAY DOUBLE POLE Charging Switches on 1/4in. Ebonite Base, ex Admiralty (scrap copper and brass. 9d. worth 2/-) EA. **9d.**

5/8,000 COILS MICRO FLEX SLEEVING, 1 mm., per 100 yds. .... **6/-**

10,000 YAXLEY TYPE 1-pole 6-way Switches, complete, less screws, with knobs. .... EA. **6d.**

1,500 WAVE CHANGE, 2-wafer 6-pole 3-way switches ..... EA. **1/3**

7,500 VALVEHOLDERS B9C, Paxolin. DOZ. **4/-**

2,000 VALVEHOLDERS, UX5. Amphenol, DOZ. **5/-**

10,000 ERIE RESISTORS, 47K. 2-watt, boxed in 50's and 5's. ERIE RESISTORS, 1,200 ohm, 1/2 watt. Boxed in 50's. Also 33K 2 watt, 150K 1 watt, 22K 1 watt, 70K 1-watt; price 2 watt, 3d.; 1 watt, 2d.; 1/2 watt, 1d. .... EA. **9d.**

800 Wire-wound Vitreous 10-watt wire ends, 500 Ohm ..... EA. **9d.**

500 JUMBO 4-PIN UX CERAMIC VALVEHOLDERS, individually boxed ..... EA. **2/6**

NOTE OUR NEW ADDRESS WHERE WE HAVE A LARGE, WELL STAFFED DESPATCH DEPT.

## WOOLLEYS RADIO & ELECTRICAL SUPPLIES LTD

615 BORDLESLEY GREEN, BIRMINGHAM, 9. Phone: VIC 2078

WE HAVE HUNDREDS OF OTHER ITEMS. SEND S.A.E. FOR 4-PAGE LIST.

### A new edition of an invaluable reference book

# RADIO LABORATORY HANDBOOK

M. G. Scroggie, B.Sc., M.I.E.E.

6th Edition

*now ready*

**25s. net BY POST 26s. 3d.**

This well-known practical work describing laboratory equipment and methods of operation has now been entirely re-written and greatly enlarged. Among the subjects considered are layout and furnishing of premises, methods of measurement, sources of power and signals, indicators and other instruments and circuit and signal measurements. There is a comprehensive references section, and the text is supplemented by many photographs, diagrams, graphs and tables.

8 1/2 in. x 5 1/2 in. 460 pp.

*Available from booksellers or direct from :-*

**Iliffe & Sons Limited, Dorset House, Stamford Street London S.E.1**





(3)

# G.W. SMITH & CO.

## (RADIO) LIMITED

3-34 Lisle Street, London, W.C.2

Telephone: Gerrard 8204/9155

(34)



1 min. Piccadilly Tube Station.

## FOR ALL RADIO BARGAINS

1 min. Leicester Square Tube Station



**DESK TYPE METERS.** Fitted with 0/1 milliamp. first grade moving coil meter, with 2 1/2 in. scale, resistance 100 ohms. Brand new, 25/-.

**CRYSTALS.** R.C.A. 100 kc/s frequency, 3 pin plug in type, 15/- each.

**CRYSTAL DIODES.** Wire Ended G.E.C., 1/6 each.

**METER RECTIFIERS.** Full Bridge 2 mA. S.T.C. Brand new, 5/6 each.

**MIDGET 18 WAY PLUGS AND SOCKETS** non reversible, size 2in. x 1/2in., 3/6 pair.

**MICRO SWITCHES.** Universal Change-over Type, size 2in. x 1/2in., 2/6 each, many other types available.

**AMERICAN CONDENSERS.** Wire ended, .1 mfd., .01 mfd., .02 mfd., .05 mfd., .005 mfd., all at 9d. each.

**NITROGOL CONDENSERS,** 4 mfd. 4,000 volt working, size 9in. x 5in. x 3 1/2in., brand new, 22/6 each. Mansbridge Paper Condensers, 4 mfd. 2,000 volt working, size 5in. x 5in. x 2 1/2in., 7/6 each.



**MULTI WAY TOGGLE SWITCH BOXES.** Fitted with 16 Toggle type switches, brand new and boxed, 9/6 each.

**AMERICAN ROTARY TRANSFORMERS.** 12-volt D.C. input, output 255 volt 65 mA. size 4 1/2in. x 2 1/2in. Suitable for car radios or electric shavers, 22/6.

**MUIRHEAD PRECISION BUILT KEY SWITCHES** with Heavy Contacts. 8 pole 2-way. Brand new, 4/6 each, cost £2/15/- to make. Wonderful bargain.

**CERAMIC TRANSMITTER SWITCHES.** Extra heavy duty silver contacts, 3in. dia., 1 pole 6 way, 3 bank, 9/6. 1 pole 6 way 2 bank, 6/6 each. 1 pole 4 way 4 bank, 5/6 each.



**H.R.O. 6-VOLT VIBRATOR POWER SUPPLY UNITS.** Output 165 volt 80 mA. 6.3 volt @ 3 amps., 6X5 Rectifier, Choke and Condenser smoothed, cabinet size, 7in. x 7in. x 6in. supplied with clips and leads, brand new, 29/6 each.

**CHOKES ALL EX-W.D.** 20 Henry 120 mA. size 4in. x 3in. x 2 1/2in., 10/6 each. 15 Henry 275 mA. size 4 1/2in. x 4in. x 3in., 125 ohm: 10/6 each. Swinging chokes, 150 mA 4/20 Henry, size 3 1/2in. x 3in. x 3in., 7/6 each. 20 Henry 300 mA. 2,000 v. Insulation. Will pass 500 mA. 13/6 each.

**TELEPHONE HANDSETS,** Ex-American, Standard P.O. type, wonderful instruments, 12/6 each.

**R.1155 2-SPEED SLOW MOTION CONDENSER DRIVES "A"** type with double knobs, 3/6 each.

**MICROAMP METERS.** 0/100, 2 1/2in. flush panel mounting, scaled 0/1500 yards, first-grade Instruments, brand new and boxed, 42/6 each.

**ROTARY CONVERTORS.** 12 volt D.C. input or 24 volt D.C. input, output 230 volt A.C., 50 cycle at Ministry rating of 100 watts, 92/6 each.

**UNISELECTOR SWITCHES.** 4 Bank Double Wipers, coil resistance 25 ohm., 25 position, 32/6 each. Brand new.

**HEADPHONES.** Brand new, Canadian, "Northern Electric," finest ever produced, 50 ohm coils, complete with P.O. Jack Plug, 10/6 pair.

**MAINS TRANSFORMERS. ALL EX-W.D.** 500 x 500 volt 170 mA. 4 volt 4 amp. C.T. Insulation test 3,000 volts with ample room for additional windings if required, 22/6 each. 670 x 670 volt 200 mA. 6.3 volt 4 amp., 5 volt 3 amp., 49/6 each.

**WELDING TRANSFORMER,** output 11/13 volts at 70/100 amps., 72/6 each.

**FILAMENT TRANSFORMERS,** 6.3 volt 1 1/2 amp., 230 primary, 5/9 each.

**FILAMENT TRANSFORMERS,** 6.3 volt 3 amp., 230 primary, 9/6 each.

**WANTED.** Good class Communication Receivers and test gear, send yours stating reasonable price, cash by return.



**PUSH PULL AMPLIFIERS,** 6V6 output, standard mains 200/50 A.C. input, variable tone control, matched output 3 or 15 ohm, £6/10/- complete.

**METERS. All Brand New and Boxed.** Milliamps. 0-1 mA., 2in. round, F/M M/coil, 12/6; 0-1 mA. 2 1/2in. round, F/M M/coil, 22/6; 0-1 mA. 3 1/2in. round, F/M M/coil, open scale, 39/6; 0-5 mA. 2in. square, F/M M/coil, 7/6. 0-10 mA. 2 1/2in. round, F/M M/coil, 10/-; 0-100 mA., 2 1/2in. round, F/M M/coil, 9/6; 0-150 mA. 2in. square, F/M M/coil, 7/6; 0-200 mA. 2in. square, F/M M/coil, 7/6; 0-200 mA. 2 1/2in. round, F/M M/coil, 10/-.

**AMP METERS.** 0-1 amp. 2 1/2in. projecting, R.F., 7/6; 0-5 amp. 2 1/2in. round, F/M, R.F. 7/6; 0-10 amp. 2in. square, F/M, M/coil, 8/6; 20/20 amp. 2in. round, F/M, centre zero, 6/6; 0-30 amp. 2in. square F/M M/coil, 7/6.

**VOLTMETERS.** 0/20 volt 2in. square, F/M, M/coil, 7/6; 0/40 volt 2in. square, F/M, M/coil, 7/6.

**A.C. VOLTMETERS 50 CYCLE.** 0-15 volt 2 1/2in. round, F/M, M/I, 10/-; 0-20 volt 2 1/2in. round, F/M, M/I, 10/-; 0-300 volt, 2 1/2in. round, F/M, M/I, 25/-; 0-300 volt 5in. projection, M/I, 50/-.

**SPEAKER TRANSFORMERS.** 6V6 Push Pull to 15 ohm output, 7/6 each. Single ended 6V6 to 3 ohm, 3/6 each. Midget Speaker Transformers 1 1/2in. x 1in. x 1in., 3/6 each.

**CERAMIC SWITCHES.** 4 pole 3 way 3 bank, boxed, new, 6/6 each.

**CERAMIC SWITCHES.** 3 pole 4 way 4 bank, boxed, new, 10/6 each.

**METER SWITCHES.** Standard Yaxley type, 8 bank, single pole, 9, 11 or 12 way, size 2 1/2in. diameter, switch length 5 1/2in. plus spindle 2 1/2in., 7/6 each.



**PYE 45 MEG I.F. STRIPS.** Complete Television Strip with 6 EF50 valves and 1 EA50 valve. Size 14in. x 3 1/2in. x 3 1/2in. Finest strip ever produced, 69/6 each complete. Brand new.

**PYE 45 MEG 2 VALVE PRE AMPLIFIER,** as above, with 2 EF50 valves, size 6in. x 3 1/2in. x 3 1/2in. 15/6 each. Brand new.

**TEST SETS TYPE 109.** Brand new and boxed, fitted with 2in. 0/5 mA. M/C meter also 0-40 volt 2in. M/C meter, with mains plugs and leads and many other useful parts, size 6in. x 6in. x 3in., 12/6 each.

**PLEASE PRINT YOUR NAME AND ADDRESS CLEARLY, ALSO INCLUDE POSTAGE OR CARRIAGE ON ALL ITEMS.**



**EX A.M. SWITCH BOXES** fitted with 3 independent 5 amp. switches, size 3 1/2in. x 2in. x 2in. Ideal for cars, boats and caravans, 1/9 each.

Ditto, 5 way, 3/6 each.

**RELAYS.** 50 volt A.C. with 2 pole change-over heavy duty silver contacts, size 4in x 3in. x 2 1/2in., 10/6 each. Polarised Relays Twin, 600 ohm coils, 6/6 each. We stock all types of relays, 600 and 3,000 types heavy and light contacts including platinum. Send us your enquiries, we are the cheapest in the Trade.

**P.O. MAGNETIC COUNTERS.** Supplied with 3 ohm or 2,300 ohm coils, 5/6 each.

**P.O. KEY SWITCHES,** 2 pole change over, 2/9 each.



**TYPE 4 WAVE METERS.** Cavity Tuned Absorption wave-meter covering 200-220 Megacycles. Brand New and Boxed, supplied with V.U.39, S.P.61, E.A.50, and C.V.51 M/Eye Tuner 39/6 each.

**AUTO TRANSFORMER.** Heayberd 200/250 A.C. — 110 A.C. @ 750 watts, Ex W. D. brand new in strong metal carrying case. Size 9" x 8" x 6". £4.10.6 each.

**SANGAMO WESTON GEARED 200/250 VOLT 50 CYCLE ELECTRIC MOTOR UNITS,** self starting. 9/6 each.

**VALVES.** VU.111, VR.65a, 6H6, 7193, CV6, VR.78, all at 2/3 each.

**HOURS OF BUSINESS:** 9 a.m.-6 p.m., Thursday 1 p.m. Open all day Saturday.

TRADE ENQUIRIES INVITED.



# SPECIAL THIS MONTH!

**INDICATOR UNIT, TYPE 157.** Has same line-up as INDICATOR TYPE 62: viz.: VCR97 C.R. Tube, mask, and M.V. screen, 16-8F61, 2-EB34, 4-EA50 valves, 15 potentiometers, resistors, condensers, Muthhead 8.M. dial, etc. Brand new in transit case. Price £3/7/6. Plus 7/6 carr.

**INDICATOR UNIT TYPE 233.** Complete with VCR97 C.R.T. 3-VR91, (EF50), 3-VR65 (8F61), 3-VR54 (EB34), 2-VR92 (EA50) valves, resistors, condensers (including 1 mfd. 2.5 kV.), pots, etc. Price 49/6. Plus 5/- carr.

**BOMBSIGHT COMPUTOR. MARK XIV.** With 2-24 v. A.C.D.C. motor, a 24 v. repeater motor, gyro unit, dozens of gear wheels, and aneroids, etc. Ideal for model makers, etc. Brand new in cases (the cases are worth at least 15/-). Price 37/6. Plus 7/6 carriage.

**144 MC/S TRANSMITTER (LESS VALVES).** A compact TX unit (10 1/2 in. x 6 in. x 4 1/2 in.). Covering 2 meters band. Valve line up: 2-6C4's at push-pull V.F.O., 832 amp. and 832 (or 829) final amp. variable inductance tuning all stages. V.F.O. coils missing. Can be used as TX, or driver for larger TX. A snip at 21/- each.

**R.F. UNITS, TYPE 26.** Covering 50 to 65 mc/s. Complete with all valves. Brand new in cartons. Price 35/-, plus 2/6 post. Also R.F. UNITS TYPE 24. Complete with valves. Slightly soiled on outside. Price 14/6. Plus 2/6 post.

**R.F. MONITOR TYPE 114.** With 2 EF50 valves and EA50 diode, mounted on neat chassis, 4 in. x 4 1/2 in. Price 13/6. Plus 1/6 post.

**CONDENSERS.** 1 mfd. 2.5 kV. wkg. at 4/6 each. .03 mfd. 2.5 kV., at 2/6 each. 1 mfd. 1,200 v. wkg. at 1/6 each. 25 mfd. 1,500 v. wkg. at 2/6 each. Also 20 mfd., 500 v. wkg. Electrolytic. Brand new current stock at 2/6 each. 10 for £1.

**CERAMICONS.** 3.3 pf., 1.5 pf. at 3/- doz., 30/- gross.

**MAINS TRANSFORMER FOR THE POWER PACK FOR THE 1132A OR 1155A RECEIVER.** Input: 200-210-220-230-240-250 v. Output: 200-0-200 v. 150 mA. or 250-0-250 v. 150 mA., 6.3 v. 3 a., 5 v. 2 amp. These transformers are brand new and we offer them at the very low price of 19/6 each. Plus 2/6 post.

**MAINS TRANSFORMERS.** 425-0-425 v. 200 mA. at 32/6 each, plus 2/6 post. 320-0-320 v. 90 mA., 6.3 v. 3 a., 5 v. 2 a., at 13/6 each, plus 1/6 post.

**OUTPUT TRANSFORMERS.** Multi-ratio 32:1, 80:1, 55:1. Brand new at 3/9 each, plus 9d. post.

**SMOOTHING CHOKES.** 16 henries, 60 mA. Size 3 in. x 2 in. x 1 1/2 in. Ideal for small receivers, power packs, etc. 4/6 each, plus 1/- post.

**OCTAL PLUGS (with covers).** Fits into int. octal holder to make a useful 8 way plug and socket, 9d. each, 8/6 doz.

**12 PIN PLUG AND SOCKETS.** At 9d. per pair. 8/6 doz. pairs.

**LONDEX RELAY UNIT.** Containing 2,000 Ω relay (1 break, 1 change-over) with heavy duty contacts, and slight delay chain of 50 Ω wire wound resistor, 1,500 Ω slider resistor, and a 250 mfd. 12 v. condenser. Mounted on Bakelite base. Will operate on 24-30 v. D.C. Brand new in original cartons. Price 8/6 each, plus 1/- post.

**SANGAMO MOTOR UNITS.** These are brand new pre-paid meter movements with dozens of gears, and a Sangamo-Weston 200-250 v. A.C. 50 cycle motor (silent running). Has numerous applications (clockmaking, etc.). Price 10/6 each, plus 1/3 post.

**ELECTRONIC COUNTER.** Solenoid type. Operates on 1.5 volt dry cell. 3 ohm coil 0 to 9999, price 7/6 plus 9d. post.

**MU METAL SCREENS FOR VCR97, VOR517 C.R. Tubes, etc.** Price 6/6 each, plus post.

**COAXIAL CABLE 75 Ω to 80 Ω Impedance.** Brand new current stock. 1 in. dia. in 20 yd. lengths. 10/- plus 1/- post.

**METERS,** 0-30 mA. M. coil, 2 1/2 in. circular panel mounting, 0-200 mA., M. coil 2 1/2 in. circular panel mounting, 0-300 mA. M. coil 2 1/2 in. circular panel mounting, 0-3.5 kv., M. coil 3 in. projection. All brand new and boxed at 8/6 each. 0-150 mA. (scaled 15 a.) M. coil 2 1/2 in. square panel mounting at 7/6 each. 0-6 amp. thermo couple 2 1/2 in. circular panel mounting at 8/6 each. 0-350 v. A.C. M. coil, 3 in. circular panel mounting, at 14/6 each. Please add 1/- per meter for postage.

**POLYTHENE RODS.** 5/16 in. dia., 12 in. long, at 6/- doz post paid.

**1,000 Ω WIRE-WOUND SLIDER CONTROLS,** 2-3 watt, at 1/3 each post paid.

**THROAT MIKES.** Complete with leads, 2/6 each.

**GERMANIUM CRYSTAL DIODES.** Wire-ended, 1/6 each, 13/6 doz.

**VALVES.** VR65 at 2/6 each. VR92 at 2/6 each.

**TRANSLUCENT PROJECTION SCREENS (size 15 1/2 in. x 12 1/2 in.)** as used in projection television and Epilidasopes. Price 7/6 each.

**KARAMOT (LOADED EBONITE) RODS.** 1/2 in. dia. x 20 in. long 4/6 doz. Plus 1/- carr. 2 1/2 in. dia. x 26 in. long, 6/6 each. Plus 3/- carr. 1/2 in. dia. x 40 in. long, 30/- doz. Plus 3/- carr.

PLEASE WRITE NAME AND ADDRESS IN BLOCK LETTERS

## C. MARKS & CO.,

90 COMMERCIAL ST., NEWPORT, MON.

Telephone: Newport 4711

Also at 25 Wyndham Arcade, Cardiff

All mail orders and enquiries to Newport branch please.

## G2AK This Month's Bargains G2AK

**GERMANIUM DIODES,** 2/- each or 6 for 9/-.  
**METERS.** 2 1/2 in. Flush mounting M.C. 100 mA., 0-10 mA., 0-30 mA., 12/6 ea.; 2 in. Flush square 0-5 mA., 10/-; 0-15 A. proj. thermo. 2 1/2 in., 7/6; 0-9 A. hot-wire, 5/-; 0-1 mA. 2 in. Flush, 20/-.  
**TEST METER.** 7 ranges as follows: 1.5 v., 3 v., 150 v. 6 mA., 60 mA., 5,000 ohms, 25,000 ohms 2 1/2 in. dia. scale M.C. meter. Rotary selector switch. Black bakelite case, 6 x 4 1/2 x 4 1/2. fitted with removable lid, also provision for internal batts., ranges can be easily extended. Bargain price 30/-, plus 1/6 post.

**SPECIAL OFFER, AR88 SPARES.** Cabinets, complete with base, feet and side strips, £4/15/- each. Pkg. and Carr. 5/-. Set of 14 valves for "D" or "E" model receivers, £5/10/-. Panel escutcheons, 22/6 each. "D" type I.F.S., 12/6 each. Good selection of Spare Coils available for "D" Model, 7/6 each. Matching Speakers by R.C.A., fitted rubber feet and 6ft. lead, 65/-. Output Transformers to Govt. specification, 37/6 each.

**DEAF AID CRYSTAL MIKE UNITS,** 12/6 each, post 9d.

**CRYSTAL HAND MICROPHONES.** Complete with lead and plug. High quality, very sensitive, chrome finish. List price 2 gns. Our price 25/-. Few only.

**VIBRATOR POWER UNITS.** 6 v. input, 220 v. 50 mA. output. Fully smoothed and filtered, 30/- post free.

**SPECIAL VALVE OFFER.** 866A, 17/6 each, or 30/- pair. 807's, 10/- each or 17/6 pr. 931A, 45/-; 829B, 60/-; TZ40 35/-; 832 at 25/-.

**STREAMLINED BUG KEYS.** By famous manufacturer. List over £4. Our price 45/-. **AIR SPACED COAXIAL CABLE,** 150 ohm (normal price 3/11 per ft.), 20 yd. coils only. £1 per coil, post free.

**SHADED POLE MOTORS.** For Tape Recorders, etc. Voltage tapping plate 200/250 v. 3-hole fixing. Our price 12/6 ea. or 21/- pr., P. & P. 1/6 either.

Carriage paid on all orders over £1 except where stated. Please include small amount for orders under £1.

Please print your name and address.

## CHAS. H. YOUNG, G2AK

Mail orders to 102 HOLLOWAY HEAD, BIRMINGHAM 1

Phone: MIDLAND 3254

All callers to 110 DALE END, BIRMINGHAM 4

Phone: CENTRAL 1635

**SPECIAL OFFER—"AVO" MINORS, Universal A.C./D.C.** Reconditioned and in perfect order, £5/15/-.

"AVO" MINORS, D.C. "E" type, also reconditioned and perfect order, £3/5/-.

**ADVANCE SIGNAL GENERATORS.** Type E.1. £20.

**MEGGER SAFETY OHMMETERS.** Perfect, £4.

**H.R.O. SENIOR RECEIVERS.** With A.C. P.P., 5 coils, £33/10/-.

**D.S.T. 100 RECEIVERS,** as new. Coverage is 7 bands from 30 Mc/s. to 50 Kc/s., £26/10/- each.

**HAMMERLUND H.Q.120.** Mint condition, rack mtg., £42.

**HALLICRAFTERS SX28, S27, S41, S38, etc.** Perfect cond.

**AR88LF, AR88D, CR100,** from stock. **R1155 RECEIVERS,** new.

**CANADIAN R.103 RECEIVERS,** as new, modified for A.C. working, £18/10/-.

**B.C.348 AND B.C.342 RECEIVERS** from £22/10/-.

**HAMMERLUND SUPER PRO RECEIVER,** complete with original A.C. power pack type S.P.-200-LX, perfect order, £40.

**DECCA CORNER HORN CABINET SPEAKER,** as new, £17/10/-.

**LELAND R.F. WOBBLATOR,** perfect order, £12/12/-.

**A.C./D.C. MOTORS,** suitable for sewing machines, 47/6 each.

**A.C./D.C. 12 v.-15 v. MOTORS,** long spindle for models, 15/- each.

**NEW M/C MICROPHONES,** hand type, with 12 yds. heavy duty screened cable, £13/15/- each.

**B.C. 221 FREQUENCY METER,** from stock. Many items of American equipment available.

**TEST EQUIPMENT.** We hold a comprehensive stock. Multi-range meters at 1,000 and 20,000 o.p.v., valve testers, signal genes.

**10,000 POTENTIOMETERS,** large size, by Colvern, enclosed 8/6 each. 100k, 15w, 9/6 each.

**MAINS TRANSFORMER.** 350-0-350 v. Ellison at 120 mA., 6.3 v. 5 a., C.T. 5 v. 3 a., 37/6. Full range of all types of Ellison products in stock.

**COSSOR DOUBLE BEAM OSCILLOSCOPE,** type 339A. Perfect, £38/10/-.

**6 VOLT (3 at 2 v.) BOXED ACCUMULATORS,** 18/-.

**.1 μF350 v. METAL CASED TUBULARS,** U.S.A., at 4/6 doz. (minimum 2 doz.).

**H.R.O. COILS.** 46-96 Mc/s., etc., at £2/5/- per coil.

**LARGE STOCKS OF MOTORS.** A.C./D.C. and A.C., 1/16, 1/12, 1/2, 1/4 h.p.

Your post enquiries welcomed. S.A.E. for reply, please. Orders, C.W.O. or Pro-forma Invoice, no C.O.D. Prices quoted do not include carriage and packing.

All types of equipment purchased. Top prices paid.

## SERVICE RADIO SPARES

4, LISLE STREET, LONDON, W.C.2

Telephone: GERrard 1734.

# CLYNE RADIO LTD.

18, TOTTENHAM COURT ROAD, LONDON, W.1

MUSEUM 5929/0095.

All goods specially selected for quality and value. Prompt Service—Money-back guarantee—it will pay you to visit our new rebuilt shop premises. Situated 50 yds only from Tottenham Court Road Tube! (Genuine).

### THE R.C. RAMBLER ALL-DRY PORTABLE KIT

Full assembly details with practical and theoretical diagrams can be supplied at 1/6, post free. This is a truly professional 4-valve superhet—all dry—for medium and long waves. A cream plastic top panel, with dial engraved in red and green, adds to the very imposing appearance of this model which is housed in an attractive cream and grey leatherette covered attaché case type cabinet, measuring only 9in. x 7in. x 5½in. Weight (less batteries) 4½ lb. with batteries 6½ lb. This set really has everything! Built-in frame aerial, high quality, extremely sensitive, and very adequate volume from the 5in. speaker. Valve line-up: 3V4, 1R5, 1S5, 1T4. All the required components, exactly as specified, including cabinet, can be supplied from stock at the special inclusive price of 27/7/-, plus 2/6 P. & P. (Gess batteries). Uses Ever-Ready 90 v. H.T. type B128 at 9/3. Also L.T. 1.5 v. AD.35 at 1/4. N.B. When batteries are removed there is adequate space for mains unit which will shortly be made available.



**ALL-PURPOSE TEST METERS.** We also offer very limited supply of Ex-Naval All-purpose test meters by Everett, Edgecumbe. These instruments are not brand new, but all have been serviced and guaranteed 100 per cent. condition. Complete in strong wooden case. Size 9in. x 6in. x 5½in. Leather carrying handle. 3½in. Scale—1,000 ohms per volt—Measures 0-1,000 volts AC/DC—Capacity .02 mfd.-16 mfd.—Resistance to 10 mega.—While stocks last—Price 27/19/6 only! Plus 2/6 packing and carriage.

**TAPE RECORDING EQUIPMENT.** We can offer a well constructed cabinet hand-somely finished in grey or brown rexine made specifically to take Truvox or Wearite Tape Decks. Measures 22in. x 14in. x 9½in. deep. Completely portable, shows attractive speaker grille at one end, to take 8in. speaker. This cabinet is especially made to take in addition to the above decks the very latest ELLIPIC tape amplifier (Mk. V) at 21/6/16/-, Price of cabinet 7/6 plus P. & P.



N.B.—We can supply from stock the latest Truvox and Wearite Tape Decks at 22 guineas and 23/5 respectively. Reduction of 20/- on one if purchased at the same time as either of these tape decks!

N.B.—We can also supply from stock the astounding Truvox Radio Jack. Overall length 4½in. x 2½in. x 2½in. Just plug into your tape recorder or any suitable amplifier to receive direct reception from any two local stations, or to make recordings (in the case of tape recorders) of any of the programmes radiated by the selected stations. Price only 3/3/19/11 tax paid, or send stamp for illustrated leaflet.

**PORTABLE CABINETS.** Manufacturer's surplus. Well made, brown rexine covered. Will take any standard single player with bottom clearance of 3in. Total size closed 15in. x 13½in. x 5½in., fitted with snap catches and carrying handle. 22/6 only, plus 2/6 p. and p.

**HIRE PURCHASE**  
We are pleased to announce advantageous hire purchase facilities on any single item over £10. Ask for details mentioning what you are interested in.



**ANOTHER BARGAIN IN RECORD CHANGERS.** The very latest type 3-speed mixer changer (as illustrated) in cream or brown, with turnover crystal head. Motor board measures only 12½in. x 10½in. Requires only 3½in. above board, and 3½in. below. Absolutely brand new in sealed cartons at £10/10/- each, tax paid, plus 5/- packing and carriage.

**D.C. TESTMETER, EX-AIR-MINISTRY TYPE E, BY AVO.** Instrument size 4½in. x 3½in. x 1½in. Black Bakelite case. Meter scale length 3in. D.C. volts: 2 v., 4 v., 20 v., 40 v., 200 v., 400 v., 1,000 v., 2,000 v. D.C. current, 20 mA., 100 mA., 200 mA., 2 amp., 20 amp. Resistance scale, 0-10,000 ohms. These meters have all been reconditioned, and are guaranteed perfect. Supplied complete in leather carrying case at 23/19/6, plus 2/- P. & P. Limited quantity.

**HEATER TRANSFORMERS.** Special Manufacturers' surplus. Brand new, tropicalised by Woden. Primary 0/110 v. 220/240 v. 280/440 v. Secondary 0/6.3 v./11 v. at 3 A. (very conservatively rated), 7/6 ea. only Also, for instrument work: Primary 0/110 v. 220/240 v., 280/440 v. Secondaries 0/10 v./20 v./30 v./60 v./120 v. at 30 mA., 6.3 v./46 A., 6.3 v. 0.9 A. Also 7/6 ea. only. Both plus 1/6 P. & P. Limited quantities.

F.S.D.	Size	Type	METER	Price
50 microamp	D.C. 2½in.	M.C.	R.P.	50/-
250 microamp	D.C. 2½in.	M.C.	R.P.	40/-
500 microamp	D.C. 2½in.	M.C.	R.P.	38/-
500 microamp	D.C. 2½in.	M.C.	F.R.	18/6
500 microamp	D.C. 2½in.	M.C.	F.R.	35/-
1 mA.	D.C. 2½in.	M.C.	F. Sq.	17/6
1 mA.	D.C. 2½in.	M.C.	F. Sq. (scale calib. 1.5 kV.)	15/-
1 mA.	D.C. 2½in.	M.C.	F.R.	22/6
1 mA.	D.C. 2½in.	M.C.	Desk Type	27/6
5 mA.	D.C. 2½in.	M.C.	F. Sq.	7/6
10 mA.	D.C. 2½in.	M.C.	R.P.	8/-
10 mA.	D.C. 2½in.	M.C.	F.R.	10/-
15 mA.	D.C. 2½in.	M.C.	F.R.	7/6
20 mA.	D.C. 2½in.	M.C.	F.R.	7/6
50 mA.	D.C. 2½in.	M.C.	F. Sq.	8/6
150 mA.	D.C. 2½in.	M.C.	F. Sq.	7/6
200 mA.	D.C. 2½in.	M.C.	R.P.	10/-
500 mA.	D.C. 2½in.	M.C.	R.P.	6/6
500 mA.	D.C. 2½in.	M.C.	F.R.	8/6
0.5 amp.	R.F. 2½in.	Thermo	F. Sq.	4/6
1 amp.	R.F. 2½in.	Thermo	F. Sq.	10/-
3 amp.	R.F. 2½in.	Thermo	F. Sq.	8/-
5 amp.	D.C. 2½in.	M.C.	F. Sq.	13/6
6 amp.	R.F. 3½in.	Thermo	F.R.	7/6
20 amp.	D.C. 2½in.	—	R.P. (with shunt)	10/6
50-0-50 amp.	D.C.	—	F. Sq.	7/6
15 volt	A.C. 2½in.	M.C.	F. Sq.	10/-
20 volt	D.C. 2½in.	M.C.	F. Sq.	7/6
15-0-15 volt	D.C. 2½in.	M.C.	F.R.	17/6
150 volt	D.C. 2½in.	M.C.	F.R.	15/-
300 volt	D.C. 2½in.	M.C.	F. Sq.	8/6

R.P. = Round projection  
F.R. = Flush Round

Thermo = Thermo-couple  
M.C. = Moving Coil

### THE R.C. GRAM REPLACEMENT CHASSIS KIT


To meet the very great demand for this type of receiver, we have produced this unit. For Long, Medium and Short Waves. Valve line-up: 6K8 Frequency changer, 6K7, I.F. Amplifier, 6Q7, 1st. Audio, Detector and A.V.C., 6V6 Output, 6X5 Full-wave rectifier. For A.C. mains 200/250 volts. 4 watts output. Excellent quality, High sensitivity. Provision for gram. Attractive illuminated black, red, green and gold dial, for horizontal tuning. Four controls are: Tuning, L/M/S/Gram. Vol/on/off, Tone (variable). Chassis size: 13½in. x 5½in. x 2½in. Dial size: 10in. x 4½in. Assembly is simplified by the use of a 3 waveband coil pack, and pre-aligned 465 Kc/s. I.F. transformers—high-grade drop-through half-shrouded Mains Transformer, with voltage adjuster panel. This chassis can easily be assembled in one evening. Illustrated pamphlet with full assembly instructions, practical and theoretical wiring diagrams and itemised price list, 1/6 post free.

The main items for this receiver can be supplied separately, as under.

Drilled chassis, complete with valve-holders, A/D panel, P/U panel, tuning condenser and ready-assembled dial and drive at 39/6. 3 waveband coil pack with gram position, 39/6 tax paid. Pair of 465 Kc/s. I.F. Transformers, 9/6 pair. Half-shrouded drop-through Mains Transformer, 22/6. The total cost of ALL items purchased separately is nearly £10, but we shall be pleased to supply all the required components right down to the last nut and bolt, at a special inclusive price of 23/8/-, plus 2/6 packing and postage. A set of four small brown or cream engraved knobs to suit is available at 1/2 each knob. This chassis is a professional job in every respect, and can be seen and heard at our premises. This chassis can also be supplied, ready assembled, in very limited quantities, at 29/19/6 plus 5/- carriage and packing.

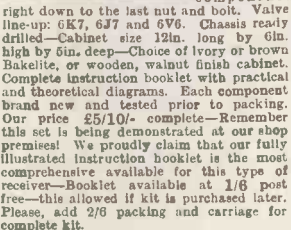
**TESTMETER—EX-ARMY.** Direct readings 15 v. and 3 v. D.C., 6 mA. and 60 mA. D.C. current, 500 ohm and 5,000 ohm resistance ranges. Complete in bakelite case with carrying strap. 19/6 plus 1/6 P. & P.  
**T1154 TRANSMITTER UNIT.** Medium/high powered for C.W.-M.C.W. B/T, 3 ranges, 10-5.5 Mc/s., 5-3.3 Mc/s., 500-200 Kc/s. Absolutely complete; 4 valves, 2 meters, hundreds of resistors, condensers, etc., in wooden transit case. Price 39/6, plus 7/6 carriage and packing.

**THE "SUPERIOR FOUR" KIT.** Our new four-valve receiver. A.C. mains, 200/250 v. M. and Long Waves. As with our very successful "Economy Four" all required components are supplied. Valve line-up: 2 6SG7, 6X5GT and 6V6GT. Chassis ready drilled. Cabinet size: 10in. x 10in. wide. Maximum depth at base 5in. tapering to 3½in. at top. Sloping front. Very attractively finished in light walnut and peach. Each component brand new and tested prior to packing. Complete instruction booklet with practical and theoretical diagrams is provided. Booklet available at 1/6, post free. Our price for complete kit, 23/9/6/11. Please add 2/6 packing and carriage. If preferred, we can supply Cabinet Assembly only, comprising Cabinet and bracket wavechange switch, dial, pointer, drum pulleys, drive spindle, drive spring and knobs, at 45/- plus 2/6 packing and carriage.  
N.B.—Our Kits are even supplied with sufficient solder for the job!



### THE "ECONOMY FOUR" T.R.F. KIT.

A three-valve plus metal cabinet receiver. A.C. mains 200/250 v. Medium and Long waves. We can supply all required components right down to the last nut and bolt. Valve line-up: 6K7, 6J7 and 6V6. Chassis ready drilled—Cabinet size 12in. long by 6in. high by 6in. deep—Choice of ivory or brown Bakelite, or wooden, walnut finish cabinet. Complete instruction booklet with practical and theoretical diagrams. Each component brand new and tested prior to packing. Our price 25/10/- complete—Remember this set is being demonstrated at our shop premises! We proudly claim that our fully illustrated instruction booklet is the most comprehensive available for this type of receiver—Booklet available at 1/6 post free—this allowed if kit is purchased later. Please, add 2/6 packing and carriage for complete kit.





# RECEIVERS · TEST EQUIPMENT · AMPLIFIERS · RECORDERS, ETC.

Britain's most comprehensive Suppliers of Electronic Equipment for "Hams" and Industry.

All readers are cordially invited to call and inspect our stocks.

## BRITISH TEST EQUIPMENT

AVO Model 7 as NEW, £15. Model 40, £12. AC/DC minor, £6/15/- Roller panel valve testers, £12. Electronic test meter by AVO, £30. Wide range signal generator, £22. AVO valve characteristic meter, £50. AVO signal generator, £9. Taylor 65C signal generator, £13. 90A test meter, £10. 260A TV Wobulator, as NEW, £30. Evershed Wee meggers 500 v., £14. Bridge type and others in stock. Marconi: Signal generator types TF144G, TF517, TF390/G. Valve voltmeters, output meters. Marconi BFO type L0800A, etc. Cossor Double Beam oscilloscopes, type 3339, 339 from £35.

## TRANSMITTERS

U.S.A. 1953 Harvey Wells, type TB550. Phone CW, 80, 40, 20, 15, 10, 6 and 2 metres. Crystal Oscillator VFO switching. AS NEW. Less power supply, £45. ELMAC transmitter 50 w. Phone or CW, VFO or crystal control, 75, 20, 11, 10 bands. Dual scale meter, less power supply mobile or fixed, £50.

## RECEIVERS

All receivers are in good working order and condition unless stated. SX28, 550 kc/s-42 Mc/s., £45. SX24, 550-42 Mc/s., £28. SX42 540 kc/s-108 Mc/s., S20R, 550-42 Mc/s., £25. S20, £20. S29, AC/DC portable, battery 550-32 Mc/s., £25. S38 AC/DC 110-250 v., 550-30 Mc/s., £25. Also in stock S27, 30 Mc/s-150 Mc/s., S27CA, 150-230 Mc/s., HT11 A Marine 12 v. radiotelephones. HRO receivers junior and senior types with all coils and power supplies from £27 complete. National NC44, NR100, NC81X, NC200. Marconi CR100, 60 kc/s-30 Mc/s., £32. RME 69, £35. Eddystone receivers: Types 640, £22/10/-; 740, £35; 750, £50; 680, £65; 670, £35; 504, £25. RCA receivers, AR88D and LF from £55. Set of three dials for model D, £1/10/-. Many other makes in stock.

WE ARE ALWAYS PREPARED TO PURCHASE EQUIPMENT SIMILAR TO THE RANGE NOW OFFERED

# UNIVERSAL ELECTRONICS

27 LISLE STREET, LEICESTER SQ., LONDON, W.C.2

Shop hours, 9.30 a.m. to 6 p.m.

Thursday, 9.30 a.m. to 1 p.m.

Write, Call or Telephone  
GERrard 8410 (Day)  
MEAdway 3145 (Night)

## RADIO TELEVISION

MONEY BACK GUARANTEE  
GOODS OF QUALITY  
PROMPT DESPATCH

# BARTON'S (Radio) LIMITED

42 · TOTTENHAM COURT ROAD,  
LONDON · W.1.

## RECORDS RECORD PLAYERS


TERMS OF BUSINESS: Cash with order (or G.O.D. Post Items only); all orders for small items totalling over £2 post free unless otherwise stated.

NOW OPEN ALL DAY SATURDAYS 9-6 p.m. WEEKDAYS 9-6 p.m. except THURSDAYS 9-1 p.m. Telephone: LANGHAM 1151/2

## BUILD YOUR OWN RADIO!



We can supply all the parts (including valves, 5in. moving coil speaker, cabinet, chassis and everything down to the last nut and bolt) to enable YOU to build a professional-looking radio. The chassis is punched and drilled ready to mount the components. There is a choice of any of three attractive cabinets 12in. long, 5in. wide by 6in. high, as follows: either ivory or brown bakelite, or wooden, finished in walnut. Complete and easy-to-follow point-to-point and circuit wiring diagrams supplied.



### MODEL 1 T.R.F. RECEIVER

This is a 3-valve plus metal rectifier T.R.F. receiver with a valve line-up as follows: 6K7 (HF), 6J7 (Det.) and 6V8 (Output). The dial is illuminated and when assembled the receiver presents a very attractive appearance. Coverage is for the Medium and Long Wave Bands. Operates on 200/250 volts A.C. Mains.

Plus 2/6 Packing, Carriage, Insur.

£5. 10. 0

### MODEL 2 SUPERHET RECEIVER

This is a powerful midsize 4-valve plus metal rectifier Superhet Receiver with a valve line-up as follows: 6K8, 6K7, 6B7, 6V8. The dial is illuminated and coverage is for the Short Wave bands between 16-50 metres, the Medium Wave bands between 190-450 metres, and the Long Wave bands between 1,000-2,000 metres. Operates on 200/250 volts A.C. Mains.

Plus 2/6 Packing, Carriage and Insur.

£7. 19. 6

T.R.F. RECEIVER We can supply this Receiver ready built at 28/15/6, plus 3/6 p.c.

ALL COMPONENTS SUPPLIED ARE GUARANTEED FOR ONE YEAR

NOTE: We would respectfully suggest to those interested in building this receiver that they send for OUR Instruction Booklet. Intending constructors can then judge for THEMSELVES how comprehensive this Booklet is. Instruction Booklet and priced Parts List available separately at 1/- . This money will be refunded if circuit diagram is returned as NEW within 7 days.

## HIGH QUALITY AC-DC AMPLIFIERS—Unused BRAND NEW!

—AT A FRACTION OF THE MANUFACTURER'S COST!

These amplifiers are made to an amazingly high standard of workmanship.


Brief specification: Push-pull output (approximately 3 watts). Valve line-up four latest type miniature Mullard valves—1 UCH42, 1 UAF41 and 2 UAL1 in push-pull. A special feature of this is that a separate smooth H.T. supply is incorporated to enable an R.F. tuner unit to be powered by the amplifier. Overall dimensions 9in. x 4in. x 4in.

### TWO MODELS AVAILABLE

For operation on 100-110 A.C.D.C. 65/-  
For operation on 200-250 A.C.D.C. 69/6

65/-  
69/6

SUPPLIED COMPLETE WITH CIRCUIT DIAGRAM.



## 4 watt AMPLIFIER KIT

This is a 3-valve 3-stage Amplifier for use with Gramophone, Microphone or Radio. Valve line-up is as follows: 6SL7, 6V8, 5Z4. Negative feed-back. Tone control. Voltage adjustment panel incorporated. 4 watts output. For operation on A.C. Mains 200/250 volts.

The complete Kit, which includes every item down to the last nut and bolt, drilled and punched chassis, and comprehensive point-to-point wiring circuit diagram

ALL COMPONENTS SUPPLIED ARE GUARANTEED FOR ONE YEAR



PRICE

£4. 5. 0

Plus 2/6 PACKING, CARRIAGE & INSUR.

The Output Transformer supplied is for use with a loud-speaker of 3 ohms impedance, and we would suggest that the output of the completed amplifier justifies the use of one of the latest W.B. H.F. Speakers which can be supplied as follows: 5in., 60/6; 9in., 87/-; 10in., 73/6. All pins 2/6 p.kg., carr. ins.

Circuit Diagram only, available separately at 1/-. To those who require this Amplifier ready-built we can supply it at 25/1/-, plus 3/6 p.kg., carr., ins.



**MAINS TRANSFORMERS**

Primary, 200-250 v. P. & P. 2/-.  
 300-0-300 100 mA., 6 v. 3 amp., 5 v. 2 amp., 22/6.  
 Drop thro' 350-0-350 v. 70 mA., 6v. 2.5 amp., 5 v. 2 amp., 14/6.  
 Drop thro' 250-0-250 v. 80 mA., 6 v. 3 amp., 5 v. 2 amp., 14/6.  
 280-0-280, drop through, 80 mA., 6 v. 3 amp., 5 v. 2 amp., 14/6.  
 250-0-250 80 mA., 6 v. 4 amp., 14/-.  
 Drop thro' 280-0-280, 200 mA., 6 v. 5 amp., 5 v. 3 amp., 27/6.  
 Drop thro' 270-0-270, 80 mA., 6 v. 3 amp., 4 v. 1.5 amp., 13/6.  
 Drop thro' 270-0-270 60 mA., 6 v. 3 amp., 11/6.  
 Auto Trans. Input 200/250, H.T. 350 v. 350 mA. Separate L.T. 6.3 v. 7A., 6.3 v. 1 1/2 amp., 5 v. 3 amp., 25/- P. & P. 3/-.

Heater Transformer. Pri. 230/250 v., 6 v. 1 1/2 amp., 6/-; 2 v. 2 1/2 amp., 5/-.  
 Pri. 200/250. Secondary 9 v. 3.5 amp., 9 v., 3.5 amp., 12/6.  
 Pri. 200/250. Secondary 9 v. 3.5 amp., 6.3 v. 3 amp., 12/6.

Mains Transformer, fully impregnated, Input 210, 220, 230 and 240. Sec. 600-0-600, 275 mA. and 200 v. at 30 mA., complete with separate heater transformer. Input 210, 220, 230, 240. Sec. 6.3 v. 2 amp., three times 0, 4, 6.3 v. at 3 amp. and 5 v. 3 amp., 45/- P. & P. 5/-.

Mains Transformer, fully impregnated Input 210, 220, 230, 240. Sec. 350-0-350, 100 mA. with separate heater transformer. Pri. 210, 220, 230, 240. Sec. 6.3 v. 2 amp., 6.3 v. 3 amp., 4 v. 6 amp. and 5 v. 2 amp., 30/- P. & P. 5/-.

**MAINS TRANSFORMERS, chassis, mounting, feet and voltage panel.**

Primaries 200/250:  
 350-0-350 75 mA., 6.3 v. 3 a. tap 4 v. 6.3 v. 1 a., 13/6.  
 650-0-350 70 mA. 4 v. 4 a., 4 v. 2.5 a. C.T., 18/6.

500-0-500 125 mA. 4 v. C.T. 4 a., 4 v. C.T. 4 a., 4 v. C.T. 2.5 a., 27/6.

500-0-500 250 mA. 4 v. C.T. 5 a. 4 v. C.T. 5 a., 4 v. C.T. 4 a., 39/6.

5in. T.V. Cabinet, front in contrasting walnut veneers, size 16 1/2 in., 11 1/2 in. high, by 12 1/2 in. wide. Complete with two pieces expanded aluminium in gold, 12 x 9 in. and 5 in. speaker baffle, 15/- post paid.

P.M. SPEAKERS	with trans.	less trans.
2 1/2 in.	—	15/6
3 in.	—	13/6
4 in.	16/6	12/6
5 in.	16/6	12/6
8 in.	15/-	15/-
10 in.	—	19/6

6 1/2 in. M.E. Speaker, 1,000 ohm field, 15/-.

R. & A. T.V. Energised 6 1/2 in. Speaker, field coil 175 ohms. Requires a minimum 150 mA. to energise, maximum current 250 mA., 9/6. P. & P. 2/6.

Extension Speaker Cabinet, in contrasting walnut veneer, size 15 x 10 1/2 in. Will take 6t or 8in. speaker, 17/6.

Completely built All-dry Mains Unit by famous manufacturer, 200/250 v. Metal case size 8 x 6 x 3 1/2 in., incorporating Westinghouse metal rectifiers, 3 500 mfd., 16 x 24 mfd., mains trans., 3 smoothing chokes, output 90 v. 10 mA., 1.4 v. 0.25 amp., 39/6. P. & P. 2/6.

Volume Controls. Long spindle less switch, 50K, 500K, 1 meg., 2/6 each. P. & P. 3d. each.

Volume Controls. Long spindle and switch, 1/2, 1 and 2 meg., 4/- each; 10K and 50K, 3/6 each. 1/2 and 1 meg., long spindle double pole switch, miniature, 5/- P. & P. 3d. each.

Trimmers, 5-40 pf., 5d. 10-110, 10-250, 10-450 pf., 10d.

Twin-gang .0005 Tuning Condenser 5/- with trimmers, 7/6.

Line Cord, 2-way 0.3 amp., 60 ohms per foot, 1/3 per yard.

Twin-Gang .0005, with feet, size 3 x 3 1/2 in., 6/6.

3-gang .0005, with feet, size 4 1/2 x 3 1/2 in., 7/6.

T.V. Coils, moulded former, iron-cored, wound for rewinding purposes only. All-can 1 1/2 x 1 1/2 in., 1/- each, 2 iron-cores all-can 2 1/2 x 1 1/2 in., 1/6 each.

Used Metal Rectifier, 250 v. 150 mA., 6/6.

Metal Rectifier, 250 v. 250 mA., 12/6.

Metal Rectifier, 250 v. 45 mA., 6/-.

Metal Rectifier. R.M.C. 125 v., 100 mA., 3/6.

**D. COHEN RADIO AND TELEVISION COMPONENTS**

Terms of Business: Cash with order. Despatch of goods within 3 days from receipt of order. Where post and packing charge is not stated please add 1/6 up to 10/-, 2/- up to £1, and 2/6 up to £2. All enquiries, S.A.E., lists 5d. each.

SPECIAL NOTE: NO GOODS SENT WHERE CUSTOMS DECLARATION IS APPLICABLE.

**23 HIGH STREET (Uxbridge Road) ACTON, W.3. Telephone: ACOrn 5901.**

Hours of Business:  
 Saturday 9—5 p.m. Wednesday 9—1 p.m. Other days 9—4.30 p.m.

T.V. CONVERTER for the new commercial stations complete with 2 valves. Frequency—can be set to any channel within the 186-196 Mc/s band. I.F.—will work into any existing T.V. receiver designed to work between 42-68 Mc/s. Sensitivity—10 Mu/v with any normal T.V. set. Input—arranged for 300 ohm feeder. 80 ohm feeder can be used with slight reduction in R.F. gain. Circuit EF80 as local oscillator, ECK81 as R.F. amplifier and mixer. The gain of the first stage, grounded grid R.F. AMPLIFIER 10 db. Required power supply of 200 v. D.C. at 25 mA. 6.3 v. A.C. at 0.6 amp. Input filter ensuring complete freedom from unwanted signals. 2 simple adjustments only. £2/10/- P. & P. 2/6.

HIGH-IMPEDANCE PLASTIC RECORDING TAPE, by famous manufacturer. 600ft. on aluminium spool, 8/-, 1,200ft. on aluminium spool, 17/6 post paid.

PLASTIC CABINET, as illustrated, 1 1/2 x 6 1/2 x 5 1/2 in., in Walnut, Cream and Green. also in polished Walnut complete with T.R.F. chassis, 2 wave-band scale, station names, new wave-band, back-plate, drum, pointer, spring, drive spindle, 3 knobs and back, 22/6. P. & P. 3/6.  
 AS ABOVE, with superhet chassis, 23/6. P. & P. 3/6.  
 AS ABOVE, complete with new 5in. speaker to fit, and O.P. trans, 35/- P. & P. 3/6. With superhet chassis, 36/- P. & P. 3/6.

Used metal rectifier, 250 v. 50 mA., 3/6. Gang with trimmers, 6/6. M. & L. T.R.F. coils, 5/-; 3 obsolete ex-Govt. valves, 3 v/h and circuit, 4/6; heater trans., 6/-; volume control with switch, 3/6; wave-change switch, 2/-; 33 x 32 mfd., 4/-; bias condenser, 1/-; resistor kit, 2/-; condenser kit, 4/-; M. & L. Superhet coils with circuits, 6/6; Iron-cored 465 I.F.s., min. gain, 5/6; volume control with switch, 4/-; wave-change switch, 2/6; heater trans., 7/6; 4 v/h, 1/6; 4 obsolete ex-Govt. valves, metal rectifier and Xtal diode with circuit, 14/6; 25 x 25 mfd., 1/-; 16 x 16 mfd., 3/3; condenser kit (17), 7/6; resistor kit (14), 3/6.

Clydon 5 channel T.V. Tuner, uses EF80 and 12A77, less valves, 12/6, post paid. 1,000-2,000 metres, 5 valve A.C./D.C. 3 wave-band superhet 195-255 v., 10-49, 200-550 and 1,000-2,000 metres, I.F. 470 Kc. size of chassis 13 x 6 1/2 x 2 1/2 in., size of scale 7 1/2 x 3 1/2 in. valve line-up 10C1, 10F9, 10LD11, 10C4 and 10P14. Twin mains filter input, 2 dial lights and 5in. P.M. £8/17/6. P. & P. 5/-.

CONSTRUCTOR'S PARCEL No. 1, comprising chassis 12 1/2 x 8 x 2 1/2 in., cad. plated 18 gauge, v/h, I.F. and trans., cut-outs, backplate, 2 supporting brackets, 3 waveband scales, new wave-length station names. Size of scale 1 1/2 x 4 1/2 in., drive spindle drum, 2 pulleys, pointer, 2 bulb holders, 5 paxolin international octal valve holders, 4 knobs and pair of 465 I.F.s., 16/6. P. & P. 3/-.

AS ABOVE, but complete with 10 x 16 mfd. 350 wkg. and semi-shrouded drop thro' 250-0-250 60 mA., 6 v. 3 amp. Pri. 200-250, and twin-gang, 31/6. P. & P. 3/-.

CONSTRUCTOR'S PARCEL. As No. 1 plus 16 x 16 mfd. 350 wkg., semi-shrouded drop thro' 250-0-250 60 mA., 6.3 v. 3 a., 5 v. 2 a., twin gang, and 6 L.M., S. superhet coils complete with trimmers and tracking condensers with circuit. £2/5/- P. & P. 3/6.

**COMPLETELY BUILT SIGNAL GENERATOR**



Coverage; 120 Kc/s.-300 Kc/s., 300 Kc/s.-900 Kc/s., 900 Kc/s.-2.75 Mc/s., 2.75 Mc/s.-8.5 Mc/s., 8.5 Mc/s.-25 Mc/s., 71 Mc/s.-50 Mc/s., 25.5 Mc/s.-75 Mc/s. Metal case 10 x 6 1/2 x 4 1/2 in. Size of scale 6 1/2 in. x 3 1/2 in., 2 valves and rectifier. A.C. mains 230/250 v. Internal modulation

400 c.p.s. to a depth of 30 per cent., modulated or unmodulated. R.F. output continuously variable 100 millivolts. C.W. and mod. switch, variable A.F. output and moving coil output meter. Black crackle finished case and white panel, £4/19/6. Or 34/- deposit and 3 monthly payments of 25/- P. & P. 4/- extra.

PATTERN GENERATOR, 40-70 Mc/s direct calibration, checks frame and line time base frequency and linearity, vision channel alignment, sound channel and sound rejection circuits, and vision channel band width. Silver plated coils, black crackle finished case, 10 x 6 1/2 x 4 1/2 in. and white front panel. A.C. mains 200/250 volts. This instrument will align any T.V. receiver. Cash price £39/19/6 or 29/- deposit and 3 monthly payments of £1. P. & P. 4/- extra. Similar in appearance to the above 5lg. Generator.

OUTPUT TRANSFORMERS. Standard type 5,000 ohms imp., 4/9; 42-1 with extra feed-back windings, 4/3. Miniature 42-1, 3/3. Multi-ratio 3,500, 7,000 and 14,000, 5/6. 10-watt push-pull, 6V6 matching, 7/- 90-1 3 ohm speech coil, 6/6.

PUSH-BACK CONNECTING WIRE. Doz. yds, 1/6, post paid.

STANDARD WAVE-CHANGE SWITCHES 4-pole 3-way, 1/9; 5-pole 3-way, 1/9; 3-pole 3-way, 1/9; 9-pole 3-way, 3/6; Miniature type, long spindle 3-pole 4-way, 4-pole 3-way and 4-pole 2-way, 2/6 each. P. & P. 3d.

PERSONAL SHOPPERS ONLY. 9in Enlarger, 17/6; 12in., 27/6.  
 Germanium Crystal Diode, 1/6, post paid.  
 Used 9in. Tube, with ion burn. 17/6. post paid.  
 Line O.P. Transformer in aluminium can mounted in rubber, 12/6.

CR100 I.F.s, 465 Kc/s., types 3, 4 and 5, 7/6 each. CR100 E.F.O., 7/6. 465 Kc/s. Xtal., 12/6.  
 Crystal Set, medium and long wave in plastic cabinet, 15/-.  
 Head-phones, per pair, 8/-.

Speaker Matching Unit on aluminium chassis, 3-15 ohms, reversible, 12/6.  
 Line and E.H.T. Transformer, 14 Kv. using ferrocart core, complete with line and width control, and corona shields, U37 rectifier winding, 35/-.  
 Line and E.H.T. Transformer, 9 Kv., using ferrocart core, complete with line and width control, and corona shields, U37 rectifier winding, 35/-.

Line and E.H.T. Transformer, 9 Kv., using ferrocart core, complete with line and width control. Mounted on small all-chassis. Overall size 4 1/2 x 1 1/2 in. EF51 rec. windings, 27/6.  
 Line and E.H.T. Transformer, 9 Kv., ferrocart core, EY31 heater winding complete with scan coils and frame output transformer, and line and width control. £2/5/- P. & P. 3/-.

Scan Coils, low line, low impedance frame, complete with frame transformer, to match above, 27/6. P. & P. 3/-.

Valve Holders, moulded octal Mazda and local 7d. each. Paxolin octal Mazda and local, 4d. each. Moulded B7G, B8A and B9A, 7d. each. B7G moulded with screening can, 1/6 each.

32 mfd., 350 wkg.	2/-
16 x 24, 350 wkg.	4/-
4 mfd., 200 wkg.	1/3
40 mfd., 450 wkg.	3/6
16 x 8 mfd., 500 wkg.	3/6
16 x 16 mfd., 500 wkg.	5/9
16 x 16 mfd., 450 wkg.	3/9
32 x 32 mfd., 350 wkg.	4/-
32 x 32 mfd., 350 wkg., and 25 mfd., 25 wkg.	6/6
25 mfd., 25 wkg.	1/6
250 mfd., 12 v. wkg.	1/-
16 mfd., 500 wkg., wire ends.	3/3
8 mfd., 500 v. wkg., wire ends.	2/6
8 mfd., 25 v. wkg., tag ends.	1/6
50 mfd., 25 v. wkg., wire ends.	1/9
100 mfd., 250 wkg.	4/-
100 + 200 mfd., 350 wkg.	9/6
16 + 16 mfd., 350 wkg.	3/3
50 mfd., 180 wkg.	1/9
65 mfd., 220 wkg.	1/6
8 mfd., 150 wkg.	7/6
60 + 100 mfd., 250 wkg.	2/6
50 mfd., 12 wkg.	11d.
32 + 32 mfd. min. 275 wkg.	4/-
50 mfd., 50 wkg.	1/9
Miniature wire ends moulded, 100 pf., 500 pf. and .001 ca. 7d.	

T.V. Filter in lightly tinted Perspex, size 1 1/2 x 1 1/2 x 1 1/2 in., 4/6.

Combined 12in. mask and escutcheon in lightly tinted Perspex. New aspect, edged in brown. Fits on front of cabinet, 12/6. As above for 15in. tube, 17/6.

Frame Oscillator Blocking Trans., 4/6. Line Osc. Blocking Trans., 4/6. Tube Mounting Bracket, size 9 1/2 x 4 1/2 in. 12in. tube clamps, 2/-.

CHOKES:  
 2-20 Hen., 150 mA., 15/- P. & P. 3/-.  
 6 Hen., 275 mA., 15/- P. & P. 3/-.  
 100 Hen., 40 mA., 15/- P. & P. 3/-.  
 2 heavy 150 mA., 3/6; 250 mA. 10 Henry, 10/6; 5 Henry 250 mA., 60 ohms, 8/6.

P.M. Focus Unit for any 9 or 12in tube except Mazda 12in., with Vernier adjustment, 15/-.

P.M. Focus Unit for Mazda, 12in., with vernier adjustment, 17/6.

Wide Angle P.M. Focus Units, Vernier adj., state tube, 25/-.

Energised Focus Coil, low resistance mounting bracket, 17/6.

Ion Traps for Mullard or English Electric tubes, 5/-, post paid.

465 Kc. I.F.s, size 2 1/2 x 1 1/2 in. Q.110 removed from American equipment, 5/- per pair. Standard 465 Kc. Iron-cored I.F.s, 4 x 1 1/2 x 1 1/2 in. per pr. 7/6. Wearable standard iron-cored 465 Kc. I.F.s, 3 1/2 x 1 1/2 x 1 1/2 in. per pr. 9/6.

Iron-cored 465 Kc. Whistle Filter, 2/6. 465 Kc. MIDGET I.F.s, Q.120 size 1 1/2 in. long, 1in. wide, 1in. deep by very famous manufacturer. Pre-aligned adjustable iron-dust cores, per pair 12/6.

Mains Droppers. 0.3 amp., 460 ohms. tapped 280 and 410, 1/6; 0.2 amp., 717 ohms, tapped at 100 ohms, vitreous, 1/6; 0.3 amp., 850 ohms, tapped 700 and 825, 2/6; 0.2 amp., 1,000 ohms, vitreous, tapped, 2/6; Vitreous, 0.3 amp., 700, tapped 680, 640, 600, 3/6 P. & P. on each 8d.

T.V. Width Controls, 3/6.

# RADIO TRADERS LTD.

23 WARDOUR ST., LONDON, W.1. (Coventry Street end)

Phone No. GERrard 3977/8

Grams: "Radiotrade"

## PAXOLIN SHEET

18in. x 4 1/2in. x 1/8in. ....	1/- each	10in. x 10in. x 1/8in. ....	1/6 each
		20in. x 10in. x 1/8in. ....	3/- "

## CONDENSERS

2 Mfd. 150 v. Tubular Paper (aluminium tubes), 1/6 each .....	15/-
8 Mfd. 450 v. Electrolytic, 1/9 each .....	18/-
16 Mfd., 350 v., Electrolytic, 2/- each .....	21/-
24 Mfd., 350 v., Electrolytic, 2/- each .....	21/-
32 Mfd., 450 v., Electrolytic, 2/6 each .....	27/-
8 x 16 Mfd., 350 v., 1/6 each .....	15/-
20 x 20 Mfd., 275 v., Electrolytic, 2/9 each .....	30/-
16 x 16 Mfd., 350 v., Electrolytic, 2/6 each .....	27/-
16 x 24 Mfd., 350 v., Electrolytic, 2/6 each .....	27/-
16 x 8 Mfd. Metal Cans Electrolytic, 350 v., 1/6 each .....	15/-
32 Mfd. Metal Cans Electrolytic, 350 v., 1/6 each .....	15/-
32 x 8 Mfd. Metal Cans Electrolytic, 275 v., 1/9 each .....	18/-
64 Mfd. Metal Cans Electrolytic, 350 v., 2/6 each .....	24/-
Condenser clips for above .....	3/-
.1 Mfd. 400 v. Metal Cans, 1/- each .....	10/6
50 Mfd. 12 v., 1/- each .....	10/6
12 Mfd. 50 v. Tubular Paper (aluminium tubes), 1/- each .....	10/6
100 Mfd. 6 v. Tubular Paper (aluminium tubes), 1/- each .....	10/6
.00005 Tubular, 4/- doz. .02, 500 v., 4/- per doz. .001, 350 v., 4/- per doz. .05, 350 v., 4/- per doz. .005, 200 v., 4/- per doz.	
<b>MIDGET MICA CONDENSERS:</b> .0001, .0002, .0003, .0004, .0005 4/-	
200 Assorted Moulded Micas. Popular Values .....	£2 10 0
200 Assorted Silver Micas. Popular Values .....	£2 10 0
200 Assorted Carbon Resistors: 1/2, 1, and 1 watt. Good selection	£1 10 0
<b>CARBON RESISTORS:</b> 1/2 watt 2/6; 1/2 w. 3/-; 1 w. 4/-; 2 w. 6/- per doz.	
<b>EX-GOV'T. 60 mA. 10 HENRY CHOKE, new</b> .....	4/6 each

## HIGH STABILITY RESISTORS:

Tolerance: 1% .....	2%	5%
1/2 watt 1/- .....	9d.	6d. each
1 watt 1/3 .....	1/-	9d. each
1 watt 1/9 .....	1/6	1/3 each
8-40 MEG 2 watt .....	2/6 each	

**ALL CINCH COMPONENTS IN STOCK**

<b>PYE PLUGS AND SOCKETS</b> .....	1/6 pair
------------------------------------	----------

<b>WW AND VITREOUS RESISTORS:</b> 5 watt, 1/6; 10 watt, 2/6; 15 watt, 3/-; 20/30 watt, 3/6 each.	
<b>WW V/CONTROLS:</b> COLVERN and B-NSF. 5K PRESET and other values, 2-3 watt, 2/- each. 10K Isolated Spindle. ....	2/-
500 ohms, 1K, 20K, 25K, 50K, with spindle .....	3/-
<b>V/CONTROLS WITH SWITCH:</b> most values, B-NSF .....	2/6
<b>V/CONTROLS:</b> Less Switch, Preset and Spindle. MOST VALUES .....	1/9 "
<b>TWIN MIDGET GANGS,</b> .0005, with trimmers, PERSPEX COVER .....	5/6
<b>4-WAY PUSH BUTTON UNITS,</b> 1/6 each .....	15/- doz.
<b>PUSH BUTTON KNOBS</b> .....	3/-
<b>TAG STRIPS:</b> 3-way 2/- doz.; 4-way 2/6 doz.; 5-way, 3/- doz.; 7-way 4/- doz.; 28-way 10/- doz.	
<b>ASSORTED PILOT LAMP HOLDERS</b> .....	4/-
<b>FUSES</b> 1 1/2in. Most values from 750 mA. to 10 amp. ....	2/- "
<b>POINTER KNOBS:</b> Small black, with line, 1/4in. hole .....	7/6
<b>STANDARD ROUND KNOBS:</b> Small, 1/4in. hole, 6/-; Large, 1/2in. hole, 7/6; with spring clip, 1/4in. hole .....	4/6 "
<b>WANDER PLUGS,</b> Red and Black .....	1/- each
<b>PHILIPS TRIMMER TOOLS</b> .....	2/6
<b>BELLING &amp; LEE, P/M FUSE HOLDERS, Type L356</b> .....	2/6
<b>WEARITE COILS:</b> Types PA4, PO4, PA5, PO5, 1/3 each .....	12/- doz.
<b>VALVE HOLDERS:</b> Moulded. B9A, 7/6; B7G, 6/-; EF50, 6/-; ENGLISH OCTAL, 3/- per doz. <b>SCREEN CANS</b> for B9A, B7G, 6/- doz.; <b>PAXOLIN</b> —B7G, MAZDA 4-pin UX <b>BELLING &amp; LEE, PLUGS AND SOCKETS</b> Ex-Gov't .....	3/- "
<b>BRAND NEW 5-pin, Chassis and Cable, 7-pin</b> .....	1/6 pair
<b>BULGIN.</b> P74, Plug and Socket, 2/6; P200, Plug and Socket, 2/-; Rotary Switches, S.255, 2/-; Dolly Switches, S.267, 2/-; Standard Switches, Ex-Gov't, On-off .....	1/6 each
<b>POST OFFICE LAMP JACKS, No. 10,</b> 1/- each .....	9/- doz.
Lamp Covers for same .....	3/-
<b>L.F. CHOKES,</b> 300 w., 60 mA. CH5 .....	4/6 each
<b>OUTPUT TRANSFORMERS.</b> Multi Ratio, 5/-; Pentode or Power .....	4/-
<b>VALVE SCREEN CANS</b> for Standard Valves, 1/- each .....	10/6 doz.
<b>DRUM DRIVES,</b> 4 1/2in. ....	1/- each
<b>WESTECTORS.</b> WX6, WX12, W1, W12, W4, 1/- each .....	9/- doz.
<b>ARCOLECTRIC</b> (Whitney Lamp), Red, green, clear, 1/6 each	15/-
<b>SIGNAL LAMP HOLDERS</b> P/M, complete with adjusting lamp holders, 1/9 each .....	18/-
<b>AIR SPACE TRIMMERS.</b> Preset and spindle types, 5PL, 10PF, 15PF, 20PF, 25PF, 50PF, 75PF, 15/-; 100PF Preset, 1/6 each	15/-
<b>JONES PLUG AND SOCKETS.</b> 4-pin, 2/6; 6-pin, 3/-; 8-pin, 3/6; 10-pin, 4/-; 12-pin .....	6/- pair
<b>NUTS,</b> 9BA, 3/-; 6BA, 2/6; 4BA, 3/-; 2BA .....	4/- gross
<b>SOLDER TAGS,</b> 2/6 gross. <b>SHAKEPROOF WASHERS</b> .....	2/-
<b>WASHERS,</b> 2, 4 and 6BA .....	1/-
<b>SHAKEPROOF SOLDER TAGS,</b> 4BA and 6BA, 2/6; 2BA .....	2/9

ALL ORDERS DEPT. W 1  
ALL ORDERS FOR LESS THAN £2 ADD POSTAGE  
REDUCED PRICES FOR GROSS LOTS

We invite your enquiries for items not listed.

Trade Counter open 9.30 to 5.30 Monday to Friday.  
Callers Welcomed.

WHOLESALE, MANUFACTURERS' AND EXPORT ENQUIRIES INVITED

**BC610 TRANSMITTERS** with speech amplifier, aerial tuning unit, etc. Brand new.

**RCA TRANSMITTERS.** Type ET-4336. Complete with original speech amplifier, crystal multiplier and VFO units. Unused and re-conditioned. Can be supplied with very large quantity of spares.

**RCA TRANSMITTERS.** Type ET-4332 modified by R.A.F. for use on crystal or master oscillator. Complete with speech amplifier.

**T.C.S.6 EQUIPMENT** complete with antenna loading unit, remote control, microphone, etc. Brand new.

**MAGNETO 10 LINE U.C. TELEPHONE SWITCHBOARDS** (complete).

**SCR510's,** complete with Power Pack and telescopic aerial.

**SCR536 (BC611)** in excellent condition.

**A.R.88D's, A.R.88LF's, A.R.77's, S27's, HRO, R.109** and others.

**METAL RECTIFIERS** Type 1B, D.C. output 10 amps at 22 v, input 220/250 v., 50 c/s.

All above items in excellent working condition.  
Working demonstration upon request.

**SPARES** A large selection available for SCR399 (BC610), ET4336, SCR610, EEB Telephones, and Teleprinters type 7B.

**TX VALVES** 805, 807, 813, 861, 866A, 100TH, 250TH, and many others.

Large stock of Tx condensers, crystals and other components. Alignment and repair of communication receivers and all other short-wave equipment undertaken.

# P.C.A. RADIO

New Address, Offices and Works

**BEAVER LANE, HAMMERSMITH, LONDON, W.6**

Telephone: RIV 8006/7

## MIDLAND INSTRUMENT CO.

**P.M. SPEAKERS,** all brand new, less transformer, Elac 6 1/2in. dia., 12/6, post 1/6. Goodmans 6 1/2in. dia. wafte type, 10/-, post 1/3. Elac 3 1/2in. square iron, 10/-, post 1/3. Plessey 3in. dia., 8/6, post 9d.

**ELECTRO-MAGNETIC COUNTERS,** 0.9999 repeating, 3-ohm coil, operates down to 11v., G.P.O. subscribers type, fitted cover, size 1 1/2in. x 1 1/2in. by 4 1/2in. long, an exceptional bargain, 5/-, post 1/-; 48/- doz., post 2/4.

**BECK PRISMATIC PERISCOPEs,** 6x magnification, adjustable eyepiece at right angles, length 17in., extends to 23in. Detachable handgrip, perfect condition, in leather carrying case, bargain, 25/-, post 1/6.

**VENNER TIME DELAY SWITCHES,** 24-v. operation, consists of a high grade clock-work mechanism, with external press button wind, 2 electro magnets with 5-pole cam operated contacts, in smart metal case size 3 1/2in. x 2 1/2in. x 2 1/2in., fitted 4-way terminal block, new boxed, fraction of original cost, 7/6, post 1/3.

**HOOVER BLOWER MOTORS,** dual voltage, with terminations for 12 or 24-v. D.C., otherwise suitable for 20 or 40-w. A.C., length 5 1/2in., dia. 3in., fan casing 4 1/2in. dia. Inlet and outlet ports 1 1/2in. dia., the most useful and versatile blower offered, suitable for car heaters, air conditioning and cooling purposes, new, unused, 25/-, post 1/6.

**ELECTROLYTIC CONDENSERS,** 32-mfd. 450-v. D.C., by Zenith, Micamold, etc., new and guaranteed, cartons of 25 condensers, 20/-, post paid.

**ANTI-VIBRATION MOUNTINGS,** floats on 18 tension springs, 10lb. stress, 4 equals 40 lbs., brand new, sample 6d., post paid; cartons of 48 mountings 7/6, post 2/4, reduction for quantity.

**CHARGING KITS,** consists of a G.E.C. 12-v. 1 1/2-amp. selenium full-wave rectifier, and a Douglas 200/250-v. transformer, specially wound for this rectifier, with requisite voltages to charge a 2, 6 or 12-v. battery at 1 1/2 amps, 2 brand new components, with circuit diagram and instructions, 25/-, post 1/8.

**PROJECTION UNITS,** consists of an optical mount, fitted with a bloomed 1/2.2 Achromatic lens, 3in. focal length, at one end, also a convex/concave ground glass at the other, attached to an enclosed lamphouse, fitted with a 24-v. 15-watt lamp, and polished reflector, fraction of original cost, 10/-, post 1/-.

**ARROW SWITCHES,** 250 v. 25 amp., rotary 4-position, 3-heat and off series parallel, panel mounting, complete with pointer knob, new boxed, worth 15/-, our price 2/6.

**AMPLIFIERS TYPE A-1271,** consists of a VR-56 valve, type P-3000 relay, 400-ohm 6-pole, 4-make, 2-break, 2 transformers, potentiometer, various resistors and condensers. Common plug, in metal case size 5in. x 6in. x 5in., perfect condition, 10/-, post 1/10.

**PERMANOID (P.V.C.)** covered connecting wire, single 1/032 tinned copper, .030 insulant, brand new 250-yd. coils, in red, yellow, green, brown or purple, 12/8 coil, post 2/-; 6 coils, one of each colour, 50/-, carriage 6/-; Samples on request.

**WIRE STRIPPERS,** strips the insulation from flexes and cables up to 1 1/2in. dia., micrometer adjustment, brand new boxed, tool shop price 15/-, our price 5/-, post 6d., 2 for 10/-, post paid.

**U.S. RELAYS,** Leach pattern by G.E., 200-ohm, 2-pole changeover, 1/6, post 4d.; 15/- doz., post 1/8. Ditto, 3-pole changeover, 1/8, post 4d.; 18/- doz., post 2/-; Taken from new equipment, reduction for quantity.

**VARIABLE RHEOSTATS,** wire-wound on ceramic, 50-ohms at 1-amp., laminated wiper arm, bakelite knob control, in decast cases size 5 1/2in. x 4 1/2in. x 1 1/2in., fitted on/off toggle switch and 2 cannon plugs, new, boxed, 7/6, post 1/8.

**V.H.F. SWITCHES,** an ideal switch for use when one aerial feeds two T.V. etc., sets, 4-position switch gives the following conditions, both off, No. 1 on only, No. 2 on only, both on, in base mounting metal cases size 4in. x 2 1/2in. x 1 1/2in., fitted 3 Pyc sockets, new, unused, worth 20/-, our price 3/6, post 1/-.

Many other bargains; send 3d. with S.A.E. for current lists.

MIDLAND INSTRUMENT CO., MOORPOOL CIRCLE, BIRMINGHAM, 17

Tel.: HAR 1308





**5 Harrow Road, Paddington, W.2**

PADDINGTON 1008/9 and 0401

OPEN MONDAY to Sat. 9-6. THURS. 1 o'clock.

SEND STAMPS FOR NEW 1954 28 - PAGE CATALOGUE

**DENCO F.M. FEEDER UNIT**  
 SUPPLIES FINEST QUALITY AUDIO OBTAINABLE TODAY.  
 Complete Kit obtainable at £6-7-6  
 or built and aligned at £8-10-0  
 All parts obtainable singly as per Dencos'. F.M. Catalogue (D.T.B. 8.) Price 1/6.  
 Requires 230 v. at 50 m/a. 6.3 v. at 1.5 amps.  
 Will work into P/U sockets or amplifier.

**TRII96 RECEIVER**  
 Receiver 25/73. This is a six-valve superhet receiver with 465 kc/s I.F.'s. Complete with all valves—2 EF39, 1 EK32, 2 EF36, 1 EB33. In brand new condition with full conversion data. 27/6, plus 2/6 post and pkg.

**6 WATT AMPLIFIER (UNDISTORTED)**  
 Manufactured by Parmeko and Sound Sales for Admiralty. 4 valves, PX25, MS/PEN, AC/HL, MU14. Output Matching and 3Q and 15Q, 100/250 v. A.C. COMPLETE IN STEEL GREY AMPLIFIER CASE, £9/10/- Call for Demonstration.

**STROBE UNITS.** Brand New, in sealed cartons, these contain 6EF50s, 6EA50s, 18P61, a host of condensers, resistors, transformers, chokes, relays, switches, 7 pots, and 6 smoothing condensers, size 18in. x 8in. x 7in. Only 67/6.

**RCA 931A PHOTO-ELECTRIC CELL AND MULTIPLIER.** For facsimile transmission, flying spot telecine transmission and research involving low light-levels, 9-stage multiplier. Brand new and guaranteed, only £2/10/- Special 11-pin base 2/- Data sheets supplied.

**RADIO-GRAM CHASSIS**  
 3 Wave-band Superhet. Med., long and short.  
 5 Latest Type MULLARD Valves.  
 4 Position Switching. Gram., med., long and short.  
 Provision for Extension Speaker. A.C. Mains. 110/250 volts.  
 Chassis 11in. x 7in. x 2 1/2in. Scale 8in. Square. Or Chassis 13 1/2in. x 6 1/2in. x 2 1/2in. Dial 10in. x 5 1/2in. PRICE £10/5/-.  
 BRAND NEW AND GUARANTEED, CARR., PACKING AND INS. 10/-.

**BOWTHORPE CONTINUITY METER**  
 Dual scale 0-500 ohms and 100-200,000 ohms moving coil operated from 4 1/2-volt internal battery. Size 6in. x 3in. x 4in.  
 Original price, £8/19/-.  
 Our price, brand new, £3/5/-.

**MORSE PRACTICE KIT**  
 Complete with buzzer, Morse tapper and battery compartment on baseboard, 6/-, post paid.

**CRYSTALS**  
 200 kc/s, 2 pin, U.S.A. .... 10/-  
 465 kc/s, 2 pin, U.S.A. .... 10/-  
 500 kc/s, 2 pin, British ..... 15/-

**EF50 (VR91A)**  
 The selected EF50, Red Sylvanian, original boxes 10/- each, 90/- for ten.

**RECORD CHANGERS**  
 COLLAR RC3 531. Latest model 3-speed. Brand new maker's carton, cream finish. £10/10/-, carr. free.  
 Latest model 3-speed, by very famous manufacturer, plays mixed records. £10/10/-, carr. free.

**SPECIAL OFFER**  
 Our Tape-Deck Amplifier and Power Unit (List £16/16/-) and TRUVOX Tape-Deck Mark III (List £23/2/-). £36. Call for Demonstration or send for full details.

**INDICATOR UNIT TYPE 182A**  
 Unit contains VCR517 Cathode Ray 6in. tube, complete with Mu-metal screen, 3 EF50, 4 8P61 and 1 5U4G valves, 9 wire-wound volume controls and quantity of resistors and condensers. Suitable either for basis of television (full picture guaranteed) or Oscilloscope. offered BRAND NEW (less relay) in original packing cases at 67/6. Plus 7/6 carr. "Radio-Constructor" scope circuit included. Complete kit of parts for this scope, £8/18/6.

**METRO-VIC (METROSIL) PENCIL TYPE E.H.T. REGULATOR up to 10 kV.** Particularly suitable for regulating E.H.T. Fly-Bank. 5/-.

**PYE 45 MC/S. STRIP. TYPE 3583 UNITS**  
 Size 15in. x 8in. x 2in. Complete with 45 Mc/s. Pye Strip, 12 valves 10 EF50, EB34 and EA50, volume controls and hosts of Resistors and Condensers. Sound and Vision can be incorporated on this chassis with minimum space. New condition. Modification data supplied. Price £5. Carriage paid.

**ROTARY POWER UNIT TYPE "87"**  
 Input 24 v. Output 230 volts 65 mA. and 6.3 volts 2 amps. Fully filtered and smoothed and noise suppressed. Ideal for car radio, etc. BRAND NEW ONLY 15/- (postage, etc., 2/6).

**R.F. OSCILLATOR COIL UNIT**  
 6-18 kV., including EY51 valve, 37/-.

**G.E.C. RECORDING TAPE**  
 600ft. Reels..... 10/-  
 1,200ft. Reels ..... 17/6  
 BUY NOW—UNREPEATABLE BARGAIN.

**AMERICAN 12 v. DYNAMOTOR**  
 Output 250 volts, 60 mA. Weight 6 lb. Suitable for Car Radio or Electric Razors, 22/6.

**VOLTMETERS**

6 v.	M.C.	2 1/2in.	Projection	10/-
15 v. (50 c.)	M.I.	2 1/2in.	Flush	10/-
90 v.	M.C.	2in.	Square	7/6
150 v.	M.O.	2 1/2in.	Flush	10/-
300 v.	M.C.	2in.	Square	12/6
300 v.	A.C.	Projection 5in. Dial		50/-

**AMP-METERS**

1 A.	M.C.	2 1/2in.	Projection	10/-
3 A.	T/C	2in.	Square	6/-
6 A.	T/C	2 1/2in.	Flush	7/6
15 A.	M.I.	4in.	Projection	21/-
20 A.	M.I.	2 1/2in.	Flush Mtg.	12/6
30 A.	M.C.	2in.	Square	7/6

**MILLIAMMETERS**

600 mA.	M.O.	2in.	Round	15/-
1 mA.	M.C.	2in.	Square	17/6
1 mA.	M.C.	2 1/2in.	Flush	22/6
1 mA.	M.C.	2 1/2in.	Desk Type	25/-
5 mA.	M.C.	2in.	Square	7/6
10 mA.	M.O.	2 1/2in.	Flush	10/-
30 mA.	M.C.	2in.	Round	7/6
30 mA.	M.C.	2 1/2in.	Flush	10/-
50 mA.	M.C.	2in.	Square	7/6
150 mA.	M.C.	2in.	Square	7/6
200 mA.	M.O.	2 1/2in.	Flush	10/-
300 mA.	M.O.	2 1/2in.	Round	7/6
500 mA.	M.O.	2 1/2in.	Flush	10/-
G.E.C.	1 mA.	Meter	Rect.	10/-

M.C. = Moving Coil. M.I. = Moving Iron.  
 T.C. = Thermo-Coupled.  
 All Meters are Brand New and in original cartons.

**R.F. UNITS**  
 Type 24  
 20-30 Mc/s.  
 Switched Tuning.  
 With 3-SP61  
**15/- EACH**  
 BRAND NEW



**R.F. UNITS**  
 Type 26  
 50-65 Mc/s.  
 Variable Tuning.  
 2-VR136. 1-VR137  
**35/- EACH**  
 BRAND NEW.

**NEW**  
 R.F.24's ..... 12/6  
 R.F.25's ..... 15/-  
 R.F.26's ..... 35/-

**T.V. PRE-AMPLIFIER FOR LONDON AND BIRMINGHAM.** Complete with 6AM6. Ready to plug into your set, 27/6. P.P. 2/6.

**CATHODE RAY TUBES**

VCR139A. 2 1/2in. C/B. Tube. Brand new in original cartons (carr. free) .....	£1 15 0
VCR97. Guaranteed full T/V picture (carr. 2/-) .....	£2 0 0
VCR617C. Guaranteed full T/V picture..	£1 15 0
MU-METAL SCREENS for VCR97 or 517. P.P. 1/6 .....	10 0
6in. ENLARGER for VCR97 or 517. P.P. 1/6 .....	17 6

**No. 38 "WALKIE-TALKIE" TRANS-RECEIVER**, complete with Throat Mike, phone. Junction Box and Aerial Rods in canvas bag. Frequency 7.4 to 9 Mc/s. Range approx. 5 miles. All units are as new and tested before despatch. £4/10/-.

**CRYSTAL MICROPHONE INSERTS**

**8/6** POST FREE  **8/6** POST FREE

Ideal for tape recording and amplifiers. No matching transformer required.

**VCR97.** 15/-, carr. 2/- Brand new and crated—slight cut-off—ideal for 'Scopes. Limited quantity.

**PHOTO CELLS G.S.18.** Brand new, 25/-.

PLEASE ADD POSTAGE. ARTICLES UP TO 10/-, 1/-, £1, 1/6, £2, 2/-.



**COMMUNICATIONS RECEIVER RI155.** The famous ex-Bomber Command Receiver known the world over to be supreme in its class. Covers 5 wave ranges 18.5-7.5 Mc/s, 7.5-3.0 Mc/s, 1,500-600 kc/s, 500-200 kc/s, 200-75 kc/s, and is easily and simply adapted for normal mains use, full details being supplied. Aerial tested before despatch. These are IN EXCELLENT CONDITION IN MAKER'S ORIGINAL TRANSIT CASES, ONLY £9/19/6.

A few of the RI155N model can also be supplied. This is the latest version which covers the Trawler Bands, and in addition is fitted with ultra slow motion tuning. Used, but tested working before despatch. ONLY £17/19/6.

**A factory made Power Pack, Output Stage and Speaker,** contained in a black crackled cabinet to match the receiver, can be supplied at ONLY £5/10/-. Operates receiver immediately. **DEDUCT 10/- IF PURCHASING RECEIVER AND POWER PACK TOGETHER.**

Please add carriage costs of 10/6 for receiver, and 5/- for power pack.

**CONSTANT VOLTAGE TRANSFORMERS.** Manufactured by SOLA of CHICAGO, U.S.A. Primary 90-125 v. or 190-250 v. Secondary 115 v. precisely at 2 KVA. Can be adjusted for 50 or 60 cycles operation. Primary and secondary are completely isolated, and for 230 v. output two can be used in series. Fully guaranteed. ONLY £21 each, or £40 per pair.

METERS		
F.S.D.	SIZE AND TYPE	PRICE
1 milliamp	D.C. 2½in. Flush square	15/-
1 "	D.C. 2½in. Flush circular	22/6
1 "	D.C. 2½in. Desk type	25/-
5 "	D.C. 2in. Flush square	7/6
100 "	D.C. 2½in. Flush circular	12/6
150 "	D.C. 2in. Flush square	7/6
500 "	D.C. 2½in. Flush circular	12/6
500 "	thermo 2in. Flush square	5/-
500 "	thermo 2in. Proj. circular	5/-
20 amps	D.C. 2in. Proj. circular	7/6
40 amps	D.C. 2in. Proj. circular	7/6
30-0-30 amps	D.C. Car type moving iron	5/-
15 volts	A.C. 2½in. Flush, circ., mov. iron	8/6

**All meters Brand New in Maker's Cartons.**  
**100 MICROAMPS METER.** 2½in. circular flush mounting. Widely calibrated scale of 15 divisions marked "yards" which can be rewritten to suit requirements. These movements are almost unobtainable to-day and being BRAND NEW IN MAKER'S CARTONS are a snap at ONLY 42/6.

**POWER UNIT TYPE 3.** This is a standard rack mounting job, and is for 200/250 v. 50-cycle mains with outputs of 250 v. D.C. 100 mA., and 6.3 v. 4 amp. Fitted with H.T. current meter and voltmeter this is a first-class unit, and can be used for a variety of receivers. Used, but tested working before despatch. ONLY 90/- (carriage, etc., 5/-).

**R.F. UNITS TYPES 26 and 27.** For use with the R.1355 or any receiver with a 6.3 v. supply. These are the variable tuning units which use 2 valves EF54 and 1 of EC52. Type 26 covers 65-50 Mc/s. (5-6 metres), and Type 27 covers 85-65 Mc/s. (3.5-5.0 metres). Complete with valves and BRAND NEW IN MAKER'S CARTONS. ONLY 35/- each.

**AMERICAN ROTARY TRANSFORMERS.** 12 v. D.C. input. Output 255 v. at 60 m/a. Ideal for car radio or running electric shaver from car battery. ONLY 22/6.

**CRYSTALS.** American 100 kc/s, 3-pin, 15/-; British Standard 2-pin 500 kc/s, 15/-; Miniature 200 kc/s, and 465 kc/s, 10/- each.

**SPRAGUE CONDENSERS.** .1 mfd. 600 v. wkg., 9/6 per dozen.  
**H.R.O. VIBRATOR PACK.** 6 v. D.C. input. Output 165v. at 85 m/a. fully smoothed. Complete with vibrator and 6 x 5 rectifier in black crackle cabinet, size 7½ x 7½ x 6in. Battery lead with croc clips supplied. ONLY 29/6.

**TYPE 6 INDICATOR UNIT.** The very popular display unit which contains 6in. VCR97 C.R.T. and mu-metal screen, 4 valves EF50 and 2 of EB34. NEW CONDITION. ONLY 59/6 (carriage, etc., 7/6).

**RECEIVER 25/73.** Another purchase of these very popular receiving sections of the TR 1196. Makes an ideal basis for a mains operated All Wave Superhet, full modification data being supplied. Complete with 6 valves, 2 ea. EF36 and EF39, and 1 ea. EK32 and EBC33. BRAND NEW. ONLY 27/6 (postage, etc., 2/6). Or a few less valves, but complete with the 465 kc/s. I.F.s, etc., 8/6 (post, etc., 2/6).

**OSMOR H.O. COIL PACK.** The 3 wave superhet pack recommended for the TR1196 Receiver conversion. ONLY 48/-.

**VACUUM PUMPS.** For Handymen and Model Makers. Ex-R.A.F. Type B3-Mk. III. BRAND NEW IN MAKER'S CARTONS, ONLY 22/6 (post 2/-).

**TRANSFORMERS.** Manufactured to our specification and fully guaranteed. Upright mounting, fully shrouded, normal primaries  
 425 v.-0-425 v. 250 mA., 6.3 v. 4 a., 6.3 v. 4 a., 5 v. 3 a., 50/-  
 350 v.-0-350 v. 160 mA., 6.3 v. 6 a., 6.3 v. 3 a., 5 v. 3 a., 42/6.  
 350 v.-0-350 v. 150 mA., 6.3 v. 5 a., 5 v. 3 a., tapped at 4 v., 32/6  
 250 v.-0-250 v. 100 mA., 6.3 v. 6 a., 5 v. 3 a., 32/6.  
 Please add 2/- per transformer postage.

Cash with order please, and print name and address clearly. Amounts given for carriage refer to inland only.

## U.E.I. CORPORATION

Radio Corner, 138, Gray's Inn Road, London, W.C.1.

Phone: TERMINUS 7937

(Open until 1 p.m. Saturdays. We are 2 min. from High Holborn (Chancery Lane Station) and 5 min. by bus from King's Cross.)

**ARPI2/VP23 VALVES,** new, 4 for £1, 5/6 each.  
**PLESSEY T.V. PRE-AMPLIFIER.** London band. Valve 6F13. Complete, 25/6.

**TYPE 6C OSCILLOSCOPE UNIT** with VCR 138/ECR35 3½in. tube. Valves—2-EF50, 2-EB34. Conversion circuit to standard scope supplied. Price 58/6.

**LABORATORY TEST EQUIPMENT.** For aligning and checking Trans./Receivers covering 150 to 234 Mc/s. comprising:  
**Type BC906.** Frequency Dip Grid Meter. 145-235 Mc/s.  
**Type I-196-B.** Signal Generator. 150-234 Mc/s.

**Type BC1066-R.** Radio Receiver. 150-234 Mc/s. Price £12 the set. Carriage extra. Just right for aligning and checking the new T.V. and F.M. bands. Also checks Aerial Resonance.

**VALVES.** Lists supplied.

**CYLDON 5 CHANNEL PRE-TUNER.** Gives 26 D.B. gain. Fit one of these to your T.V. for better pictures. I.F. Output 9.5-14 Mc/s., 15.5-22 Mc/s. With valves EF80, ECC81, 52/6. Less valves, 15/-.  
**NEW 0-100 MICRO-AMP. METERS.** 4½in. Round flush mounting. Made by Ernest Turners. £3/12/6.

**MAINS TRANSFORMERS.** Input 200/240 v. Output 350-0-350 of 250-0-250 volt 80 mA., and 4 and 6.3 v. 4 a. and 4 and 5 v. 2 a. Price 21/6. Input 200/240 v. Output tapped 3, 4, 5, 6, 8, 9, 10, 12, 15, 18, 20, 24, 30 volts, 2 amp., 21/6. Output 17-11-5 volts 5 amp., 22/6. Output 17-11-5 volts 1½ amp., 16/6. 6.3 v. 2½ a., 8/6. All with one year's guarantee.

**D.P.D.T. RELAYS.** Operate at 200/300 volts D.C., 8/6. We can supply any type of voltage and contacts at varying prices.

**NEW SELENIUM RECTIFIERS.** F.V. 12/6 volt 3 amps., 14/6; 4 amp., 22/6; 6 amp., 30/-; 1 amp., 8/6; 12 v. 100 mA., 3/-; 24 v. 2 amp., 30/-; H.V., 250 v. 100 mA., 9/-; 250 v. 275 mA., 17/6; 250 v. 60 mA., 6/6.

**GERMANIUM or SILICON CRYSTAL DIODES, 3/9.**

**M/C MICROPHONES** with matched Trans., 15/6.

**FL5 FILTER UNITS, 8/6.** Same as FL8 but less switch.

**TR1196 TRANSMITTER SECTION.** New and complete but less valves. 4-6-8 Mc/s. Easily converted, 15/6. With valves, £2.

**L.R. ARMY HEADPHONES, 9/6.**

**TIME DELAY RELAYS.** We specialise in units giving varying time constants. Please send us your requirements or problems.

**FISHING ROD AERIALS.** Set 3—12ft., 7/6.

**RUBBER MOUNTING BASES, 3/6.**

**P.O. FEEDER COUNTERS 0-9999, 24/50 volts D.C., 15/6.**

**19in. x 10½in. x 10in. RACK MOUNTING STEEL CASES,** with jn. all panels and two handles, 16/6.

All Carriage paid in the U.K. from Dept. W.W.

## The RADIO & ELECTRICAL MART

253B PORTOBELLO ROAD, LONDON, W.11.

Phone: PARK 6026

## PROOPS of KINGSTON

39 PROOPS BROS LTD 39



The only "walk-around" radio shop in Surrey

**A large and varied stock of**  
 Radio Valves, Components, Receivers,  
 Transmitters, Test Equipment, etc.,  
**always available**  
**at competitive prices.**

PAY US A VISIT!

**PROOPS BROS. LTD.**

39, Cambridge Road, Kingston-on-Thames,  
 Surrey Tel.: KINGston 4614

CLOSED—1 O'CLOCK WEDNESDAY. OPEN—ALL DAY SATURDAY  
 Correspondence to: 117, Charlotte Street, London, W.1.

# SAMSON'S SURPLUS STORES

## LONDON'S GREATEST DEALERS IN RADIO AND ELECTRONIC EQUIPMENT


**ARMY FIELD TELEPHONES TYPE D5.** Buzzer calling. Complete with hand set and batteries, built in strong metal cases. Suitable for farms, building sites, workshops, etc., 49/6 each, carr. 3/-. **ADMIRALTY SOUND POWERED HAND SETS,** no batteries required, 17/6 each, P.P. 1/6. **TELEPHONE CABLE** Single D3, one mile drums, 55/-. carr. 5/-. **COMMANDO ASSAULT TELEPHONE CABLE,** P.V.C. 1,000-yard drums. Ideal telephone cable and very useful for the home and garden, 15/- per drum, 1/6 P.P.

**HEAVY DUTY L.T. SUPPLY UNITS S.T.C.** A.C. input 200-240 v. Output D.C. 50 v. 24 amps., with ammeter, fuses and control switching. Built in grey metal case measuring 2ft. 6in. x 1ft. 8in. x 1ft. 7in. Brand New. Fraction of maker's price, £27/10/-. plus carr. S.T.C. A.C. input 200-240 v. D.C. output 50-60 v. 10 amps., with ammeter, fuses, control switching. Built in grey metal case measuring 1ft. 10in. x 1ft. 3in. x 10in. Brand new. Fraction of maker's price, £22/10/- plus carr. S.T.C. L.T. Supply Unit Type 13, A.C. input 100-250 v., Output tapped 12-24 v. D.C. 3 amps. continuous rating. Completely shrouded in metal case, with fuses, switch, and output sockets. Cases slightly soiled, £4/5/-. carr. 5/-.  
**30ft. AERIAL MASTS TYPE 55.** Comprising 9 ash wood sections and 1 metal mast top section with aerial clamp attachment, complete with base plate, guys and rings. Dia. of first section 1 1/2 in. Dia. of top section 3/4 in. Supplied new in maker's transit cases with instructions, 65/-. carr. 5/-.  
**12in. COPPER PLATED AERIAL RODS.** Push-in sleeve joint, 8/6 per half gross, 15/- per gross, 1/6 P.P. **SPECIAL PRICE** of £2 per thousand in ten thousand lots, plus carr.

**LOOK! CO-AXIAL CABLE—LOWEST PRICE EVER.** Super quality ex-Govt. 80 ohm. 50-yard coils, 27/6, P.P. 1/6. 100-yard coils, 50/-. P.P. 2/6; 1,000 yards, £18/10/-. carr. 15/-.

**CONSTANT VOLTAGE TRANSFORMERS BY SOLA U.S.A.** Pri. 90-125 v. or 190-250 v. Sec. 115 v. at 2 kVA. Pri. and Sec. are completely isolated. For 50 or 60 cycle operation. Approx. weight 200lb., £19/10/- each, £37/10/- per pair. Carr. according to distance.

### AMERICAN VALVE TESTERS



By Radio City Products. A.C. 200-240 v. Will test practically all types of International valves. Brand new in maker's cartons, £11/10/-. carr. 5/-.  
**SPECIAL OFFER OF A.M. TRANSFORMERS.** Pri. 230 v. Sec. 1,500 v. 1.6 kVA., 65/-. carr. 7/6. 1154 TX H.T. Transformers. Pri. 200-250 v. Sec. 1250-1300 v. 350 mA., 35/-. carr. 4/-. **HEAVY DUTY L.T. TRANSFORMERS.** Pri. 230 v. Sec. tapped 13,13.5,14,15 volts. Very conservatively rated at 60 amps., £6/5/-. carr. 7/6.

**ALL ORDERS & ENQUIRIES TO OUR EDGWARE ROAD BRANCH PLEASE. THIS IS OPEN ALL DAY SATURDAY. HOURS 9-6 9-1 THURSDAY.**

### AMAZING OFFER! OFFICE INTER-COM SETS FAMOUS MANUFACTURER'S EXPORT SURPLUS



MASTER



EXTENSION

Includes Master and two extensions built in highly polished wood cabinets, operates from 200-250 v. A.C. Valve line up: 1 UF41, 1 UL42, and metal rectifier. The Master is designed to operate four extensions. Brand new in maker's cartons, £8/19/6. Originally sold at 16 gns. Extra extensions, 27/6. Limited number only.

**AMERICAN HEAVY DUTY L.T. TRANSFORMERS.** Pri. 115 v. Sec. 17 v. 15 amps. and 2.2 v. 18 amps., 35/-. carr. 4/-. **DOUBLE WOUND TRANSFORMERS** by Jefferson U.S.A. Pri. 200-260 v. Sec. 115 v. 8.7 amps., £5/17/6, carr. 5/-. **ADMIRALTY L.T. Transformer,** Pri. 180-230 v. Sec. 4.2 plus 4.2 volts, conservatively rated at 10 amps., 25/-. carr. 2/6.

**HOOVER OR WELDALL ASSEMBLY LTD.** 1/6 h.p. A.C. 220-240 v. Induction Motors. 1,425 r.p.m. Brand new, £4/7/6, carr. 7/6. State which make required.

**HOOVER 1/4 h.p. A.C. 400-440 v. 3 ph. Induction motors.** 2,850 r.p.m., £4/17/6, carr. 7/6.

**DELCO-REMY 1/3 h.p. A.C. 200-220 v. Induction Motors,** 1,725 r.p.m., £5/19/6, carr. 7/6. **A.M. ALKALINE CELLS.** Crates of 5 cells total voltage 6 volts 58 A.H., £6/19/6, carr. 7/6. Crates of 2 cells total voltage 2.4 volts 125 A.H., £4/19/6, carr. 7/6. Single cells 2.4 volts 18/20 A.H., 13/6, carr. 2/-.  
**WE HAVE LARGE STOCKS OF HEAVY DUTY TRANSFORMERS, SLIDING RESISTORS, SMOOTHING CHOKES, CONDENSERS, METERS AND EX-GOVT. VALVES. LET US KNOW YOUR REQUIREMENTS. ALL LETTERS ANSWERED.**

**STORAGE BATTERIES.** Prichett and Gold 12 v. 75 A.H., built in teak cases, £4/10/6, carr. 7/6. 6 volt 100-125 A.H., as above, £4/19/6, carr. 7/6. **AMERICAN** 6 volt 90 A.H. 15 plate car batteries, size 9in. x 9in. x 7in., £2/17/6, carr. 7/6. **EXIDE** 10 v. 5 A.H. Glass accumulators, suitable for H.T. unit construction and models 7/6, P.P. 1/6. **U.S.A.** 24 volt 11 A.H. batteries by Willard, size 8in. x 7 1/2 in. x 7 1/2 in., 47/6.

**AMAZING OFFER!** First time on surplus market. **MINIATURE ACCUMULATORS** made by Willard Co. 36 v. 0.2 A.H., size 3 1/2 in. x 1 1/2 in. x 1 1/2 in. Weight 5 1/2 oz., 5/-. P.P. 6d. 6 v. 1.2 A.H. size 3 1/2 in. x 1 1/2 in. x 1 1/2 in. Weight 4 1/2 oz., 7/6, P.P. 6d. Or set of three 36 v. and one 6 v. in sealed container, £1, P.P. 1/3. Brand new and uncharged. Easily filled with hypodermic syringe.

**EX - ARMY MEDICAL HYPODERMIC SYRINGES.** Brand new, 1 c.c. with needle, 4/9, P.P. 6d. 10 c.c. with needle, 7/6, P.P. 6d. Extra needles, 5 for 2/-. P.P. 6d.

**PACKARD ROLLS-ROYCE COOLANT PUMPS.** A Turbine type pump driven directly from a splined socket. Brand new in maker's cartons, 35/-. carr. 2/6.

**DOUBLE ANGLE SERVO UNIT ASSEMBLY** for bomb sight computer T1. Comprising 27 volt double ended geared motor and reversing assembly, 32/6, carr. 2/-.  
**FERRANTI 5 AMP. KWH METERS,** less case. Brand new, 13/6, P.P. 1/6. **RECORD BOND TESTERS.** Dial reading zero to 0.1 ohm. Movement built in strong bakelite case, 17/6, carr. 1/6. **U.S.A. 20 AMP. OVERLOAD SWITCHES,** 5/-. P.P. 6d. **SUNVIC CONTROL** Type 602A 4 pin hot wire replacement tubes, 6/6, P.P. 9d.

**INSTRUMENTS, ADMIRALTY INTEGRATORS, TYPE A S91.** Incorporating very fine Galvo movement, coil 40 ohms. Centre zero to F.S.D. 1 microamp. Small mirror one metre radius. A very useful laboratory instrument, 65/-. carr. 2/6. **METRO-VICKERS MASTER VOLTMETERS,** 0-20 volts A.C. 50 cy. M.1. 6in. mirrored scale, 25/-. P.P. 1/6. **A.M. 2 1/2 in. panel mounting 500-0-500 microammeters,** blank scale, brand new, 25/-. P.P. 1/-. **Howard Butler 0-150 volts D.C. MC.** Built in 6in. square bakelite case, 29/6, P.P. 1/6.

**SLIDING RESISTORS.** All by famous makers offered at a fraction of the original price. 3.4 ohm 12 amp., 22/6. 1 ohm 12 amp., 12/6. 50 ohm 1 amp., slow motion control, 7/6. 152 ohm 2 amp. with geared drive 37/6. 20 ohm 7 to 1.5 amp. with geared drive 37/6. 0.4 ohm 25 amp. with geared control, 17/6, P.P. on all types 2/-.  
**CROYDON ENG. CO., GEARED CAPACITOR/INDUCTION MOTORS**



A.C. 220-240 v. Motor shaft 1,400 r.p.m. Geared right angle shaft 300 r.p.m. Continuously rated. With Capacitor, £3/19/6, carr. 5/-.  
**PERSONAL SHOPPERS WELCOME. ORDERS ACCEPTED M/A FROM COLLEGES, SCHOOLS, LABORATORIES, ETC.**

169/171 EDGWARE ROAD, LONDON, W.2.

TEL.: PAD 7851  
AND

125 TOTTENHAM COURT ROAD, W.1.

TEL.: EUS 4982



# GEE Phos RADIO

**SELENIUM METAL RECTIFIERS (S.T.C. TYPE).** Built to specification from milliamps to amps., H/W., F/B., or three-phase. All work fully guaranteed. Very good delivery. Your enquiries invited for large or small quantities.

**RECTIFIERS, PENCIL TYPE, S.T.C. K/3 SERIES.** 1 milliamp for H.T. and E.H.T. APPLICATION, EX-STOCK.

Volts.	Type	Price	Volts	Type	Price	Volts	Type	Price
248	K3/10	3/10	1000	K3/40	7/6	2550	K3/100	14/8
375	K3/15	4/5	1140	K3/45	8/2	3080	K3/120	16/8
500	K3/20	5/1	1260	K3/50	8/8	3600	K3/140	19/3
655	K3/25	5/8	1500	K3/60	9/8	4100	K3/160	21/6
755	K3/30	6/-	1780	K3/70	11/-	4660	K3/180	24/3
885	K3/35	6/10	2030	K3/80	12/4	5150	K3/200	26/-

**RECTIFIERS FOR L.T. APPLICATION—F/B. S.T.C. TYPE:**  
 12 v. D.C. at 1 amp., 6/6; 12 v. D.C. at 2 amp., 10/6, 9d. p.p.  
 12 v. D.C. at 3 amp., 15/-, p.p. 1/-; 12 v. D.C. at 4 amp., 17/6, p.p. 1/3.  
 12 v. D.C. at 6 amp., 25/-, p.p. 2/-; 12 v. D.C. at 10 amp., 40/-, 2/6 p.p.  
 24 v. D.C. at 1 amp., 12/6; 24 v. D.C. at 2 amp., 21/-, p.p. 1/-; 24 v. D.C. at 4 amp., 30/-, p.p. 2/-; 24 v. D.C. at 6 amp., 35/-, p.p. 2/6.

**VALVE TESTER, TYPE 4.** 200-230 v. A.C. input. Ex-Govt., in good condition, with descriptive book containing circuit diagram of instrument and how to test valves from 1.4 v. to 40 v. With valve-holders for Brit., 4, 5, 7 pin and Octal, U.S. 5 and 7 pin, 1/Octal, side contact, large Brit., 4 and 9 pin. Acorn and diode. Housed in substantial wooden case. Price £7/19/6, carriage 10/- extra.

**WESTON ALL-PURPOSE A.C./D.C. TEST METER, MODEL E.665.** New and unused, complete with leads and batteries. £8 each only, p.p. 3/6.

**WESTON BATTERY OSCILLATOR, MODEL E.692, TYPE 2.** Also new and unused. Coverage 100 kc/s-26 Mc/s. Audio output approx. 400 c/s. Available at the ridiculously low price of only £5/19/6, p.p. 4/6. (Oscillator complete with instruction booklet.)

**42in. EXPONENTIAL HORNS.** 1 1/2in. fitting. These horns have a 28in. square flare, weight approx. 25 lbs., and measure 44in. from top to bottom. £2/19/6, carriage 7/6.

**VITAVOX PRESSURE UNITS.** Heavy duty, P.M. 20 watts. To fit the above horns. Brand new. £4/9/6, carriage 5/-.

**ROTARY CONVERTERS.** 12 v. D.C. input 230 v., A.C. output, at 100 watts. Brand new. £4/17/6. Ditto, 24 v., same price, carriage 7/6.

**AN/APA-1 CATHODE RAY INDICATOR AMPLIFIER UNIT.** Complete, comprising OF. 3BP1 C.R.T., 7-6SN7GT, 1-6H6, 1-6G6, 1-2X2, 1-6X5, valves. Bargain value, £4/9/6, plus 10/- carriage.

**PHOTO-ELECTRIC MULTIPLIER CELLS, TYPE 931A.** £2/10/-, p.p. 1/-.

**VARIABLE VOLTAGE REGULATOR TRANSFORMERS.** Input 230 v. A.C. at 21 amps. Output 57.5 in 16 equal steps to 230 v. at 21 amps. Ex-Govt. In perfect condition. £15, carriage 5/-.

**H/VOLTAGE TRANSFORMERS.** Input volts, 0-10, 20, 30, 50, 100, 150, 200 and 240 v. Output 2,000-0-2,000 v. at 450 mA. £5/10/-, carriage 12/6 Eng. only.

**HEAVY DUTY TRANSFORMERS.** Suitable for welding, 230 v. Prim. 50 cycles. L.T. variable, 13 v.-15 v. c 60 amps. £3/19/7, carriage 5/-.

**CAR RADIO TRANSFORMERS.** 12 v. ex-Philco, 300 v. H.T. at 90 mA. Brand new and unused. Only 12/6, p.p. 2/-.

**TRANSFORMERS PUSH-PULL OUTPUT (BY PARMEKO).** 25 watts for 6L6 valves. To match, 3, 8 and 15 ohms. New and unused. 29/6, p.p. 3/6.

**R.1155 COMMUNICATION RECEIVERS.** Individually tested and despatched in good working order. Cases slightly soiled. £8/19/6, carriage 10/-.

**RECEIVER TYPE 3121, I.F.F.** New and unused, complete with all valves and relays, etc., £4/19/6, carriage 7/6.

**HOOVER 1/6th H.P. MOTORS, 400/440 v.** Three-phase. Standard shaft, 1,425 r.p.m. Brand new in original maker's cartons. £3/10/-, carriage 5/-.

**HALF MILE OF TWIN DON "8" TELEPHONE WIRE.** Brand new, on wooden drums, £2/12/6 per drum, carriage 10/-, England only.

**CAMERA CONTROL UNIT, TYPE 35.** 24 v., 25/-, p.p. 2/6.  
**HIGH-VOLTAGE TRANSMITTING CONDENSERS.** Hank Pot Type (25 pf. 8 kv) (400 pf. 9.6 kv.) (500 pf. 15 kv.) (600 pf. 9.6 kv.) (750 pf. 15 kv.). Any type, 3/6 each, p.p. 1/-.

**CHROMIUM PLATED EXTENSIBLE AERIALS.** Min. length 12in. Max. length 48in. Suitable for car radio aerials. 8/6 each, p.p. 9d.

**CATHODE RAY TUBES.** Type 3BP1, new and unused, with base and screen. 42/6, p.p. 2/-.

**CATHODE RAY TUBES.** Type VCR 138 (ECR 35) with screen and base, in new and unused condition, 42/6, plus p.p. 2/-.

**CATHODE RAY TUBES.** Type CV 1526, 2 1/2in., 4 v. filament, 3,000 v. anode, complete with base and mu-metal screen. 20/- E., p.p. 2/6.

**POWER UNITS.** Type 3, made for use with the R.1132A, this is a standard rack mounting job to match the receiver and is for 200/250 v. 50 cycle mains with output of 250 v. D.C., 100 mA. at 6.3 v. 4 amps. £3/10/-, carriage. Power unit for Wireless No. 11, 12 v. D.C. input, 230 v. D.C. output at 30 mA., fully smoothed, 19/6, 2/6 p.p. Power unit ex-No. 19 Trans-receiver, 12 v. D.C. input, 275 D.C. output at 100 mA., fully smoothed. 19/6, p.p. 4/-.

**AMERICAN DYNAMOTOR TYPE PE. 103A.** Heavy duty power supply. Input 6 v. at 21 amps. or 12 v. at 11 amps. Output 500 v. at 16 amps. Rating continuous. Made by Crosley Corp., Ohio. New and unused, complete with connection cable and mounting rack. £15, carriage extra. Sealed in original crates.

**SIEMENS HIGH-SPEED RELAYS.** Twin 1,000 ohm coils, perfect condition. 15/-, p.p. 6d.

**15 LITTLE NEWPORT ST., LONDON, W.C.2.**

GERrad 6794/1453.

## HANNEY OF BATH offers:

**WILLIAMSON AMPLIFIER.** Woden potted components. Output trans. WOT.25 (1.7Ω), 130/-; P.M. 14 a. mains trans., 87/6; PCF.12 150 mA. choke, 44/-; PCF.22 30H 20 mA. choke, 30/-; P.M. 23 (mains trans. for pre-amp), 47/6. Resistor (R.K.) and Condenser kits (C.K.) available, R.K. main amplifier, 29/8; R.K. figs. 13 and 27, 12/6; R.K. fig. 15, 28/9; R.K. fig. 19, 36/-; R.K. fig. 29, 29/3; C.K. fig. 13, 15/-; C.K. fig. 15, 47/-; C.K. fig. 19, 54/6; C.K. fig. 27, 19/-; C.K. fig. 29, 54/6. 12 1% silver micas (Fig. 19), 15/-; 7 5%, 7/-; Elstone output trans., 90/-; mains trans., 57/6; 1 OH 150 mA. choke, 20/-; 30H, 20 mA. choke, 10/-.

**FREQUENCY MODULATION.** For Wrotham high fidelity Transmissions. DENCO technical bulletin giving circuit and point to point wiring diagram for building an F.M. Feeder unit, 1/6. We have all components available. Priced parts list on application.

**W.B. STENTORIAN.** High Fidelity Speakers. HF610, 50/6; HF810, 60/6; HF912, 67/-; HF1012 (3 or 15Ω), 73/6.

**ACOS III-g. Pick-ups.** HGP 20-1 std., or LP 68/8. Heads only std. or LP 42/3.

**COILPACKS.** DENCO, CP 4/L and CP 4/M, 33/4; CP 3/370 pt. and CP 3/500 pt., 42/8. OSMOR "Q" HO 48/-; L.M. 40/-; Batt., 50/-; TRF, 40/-; HF stage for HO pack, 20/-; ETA 4-station pack, 43/8. We stock COILS by Weymouth, Osmor, Wearite, Denco, Teletron and R.E.P.

**VIEWMASTER. WIDE ANGLE VIEWMASTER CONVERSION.** Complete set of parts for converting existing Viewmaster to W.A., less valves, tube and mask, £14/18/6. W.A. Conversion Instructions, 3/6; WB113, 48/6; WB114, 23/6; WB115, 42/-; WB116 and WB117, 7/6 each; WB118, 22/6; WB119, 26/9; WB121, 3/6; WB124, 10/6; Westinghouse 3B/EHT/30, 17/-.

Plus condensers and resistors as per our general list.

**MULLARD "UNIVERSAL" LARGE SCREEN A.C./D.C. TELEVISOR.** Denco drilled chassis with all mechanical parts, 53/6; FD12/4, duomag focalsizer, 37/6; 14A/342 rectifiers, 37/2; Goldsman droppers DK37/6, 8/8; DK35/6, 7/6. VA1008 Varite tra., 4/6. Other Denco parts, please see below.

**WIDE ANGLE COMPONENTS.** ALLEN. Teiking Chassis, 50/-; Collets (TK and Super-Visor), 44/8; LO.308, 40/-; FO.305, 21/-; DC.300a., 39/6; FC.302, 31/-; G.L.16 and 18, 7/6 each; SC.312, 21/-; AT.310, 30/-; OP.17, 9/-; BT.314, 15/-; DENCO Chassis Magnaview, 37/8; Chassis, Super-Visor, 51/6; Collets, Magnaview, 14/2; WA/DCAL, 43/-; WA/FCAL, 51/-; WA/LCL and WCI, 7/6 each; WA/FMAL, 21/-; WA/LOT1, 42/-; WA/FBTL, 16/-.

Send 6d. stamps for our General List of components for Viewmaster, Soundmaster, Williamson Amplifier, Teiking, Magnaview (Brimar and English Electric large screen TV), Super-visor, Mullard Universal, Close tolerance Silver Micas, etc., etc. Please add 1/- postage to orders under £1.

## L. F. HANNEY

77 LOWER BRISTOL ROAD, BATH

Tel.: 3811

## TRANSFORMERS COILS LARGE OR SMALL QUANTITIES CHOKES TRADE ENQUIRIES WELCOMED

SPECIALISTS IN

**FINE WIRE WINDINGS**

MINIATURE TRANSFORMERS, PICK-UP,  
CLOCK AND INSTRUMENT COILS, ETC.

VACUUM IMPREGNATION TO APPROVED STANDARDS

## ELECTRO-WINDS LTD.

CONTRACTORS TO G.P.O., M.O.S., L.E.B., ETC.

123-5-7 PARCHMORE ROAD, THORNTON HEATH, SURREY  
LIVINGSTONE 2261 EST. 1933

## THE WORLD'S GREATEST BOOKSHOP

# FOYLES

★ ★ FOR BOOKS ★ ★

All new Books available on day of publication.

Secondhand and rare Books on every subject.

Stock of over three million volumes.

Subscriptions taken for magazines.

Foyles have depts. for Gramophone Records,  
Handicraft Materials, Stationery, Music.

119-125 CHARING CROSS ROAD, LONDON, W.C.2

Gerrard 5660 (16 lines) ★ Open 9-6 (Thurs. 9-7)

Nearest Station: Tottenham Court Road



# Best Buy at Britain's



**E.M.I. OUTPUT METER.** Desk type incorporating a 2½ in. 1 mA. meter together with instrument rectifier, etc. 2 ranges 0-500 milliwatts and 0-5 watts and decibel scale. Brand new in original manufacturers boxes with instructions. Price 35/6, post 1/6.

**METER BARGAINS, ALL BRAND NEW.**

15 volt (50 cycle) mov. iron 2½ in. p.n.l. mtg., 8/6; 20 volt moving coil 2 in. sq. p.n.l. mtg., 7/6; 3,500 volts moving coil 3½ in. projection, 10/-; 150 milli-amp. 2 in. sq. p.n.l. mtg., 7/6; 5 milli-amp. moving coil 2 in. sq. p.n.l. mtg., 7/6; 20 amp. moving coil 2½ in. dia., 7/6; 1 milli-amp. 2½ in. barrel flush p.n.l. mtg., 22/6; 1 milli-amp. 2½ in. barrel desk type, 25/-; 100 micro-amps. barrel p.n.l. mtg. scaled 0-1,500 in 15 clear divisions. Only 42/6. 500 mA. Thermo Couple 2 in. sq. p.n.l. mtg., 5/-.

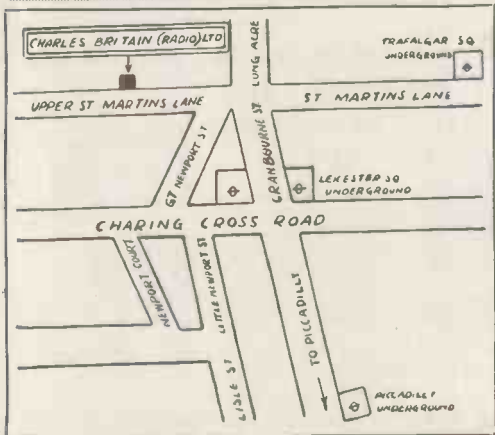
**METER RECTIFIERS.** 1 mA. Salford Instruments, 8/9. 5 mA. Salford Instruments, 6/9. 2 mA. S.T.C. as used in E.M.I. Output Meter, 5/6. All are full wave bridge and brand new.

**METAL RECTIFIERS.** Heavy duty Selenium 10½ in. long with 3½ in. square plates. Two are required for a full wave bridge giving 48 volts at 10 amps. Brand new and ridiculously cheap at only 57/6 per pair plus 2/6 post. R.M.4 250 volts 250 mA. Only 12/6. R.M.2., 3/4 each or 2 for 8/-. Selenium 300 volts 100 mA. Brand new, ex-W.D., 6/9 each.

**X'TALS**

465 kc/s S.T.C. ½ in. pins suitable for crystal gates, IF checking, etc. Brand new, boxed, 10/- each.  
200 Kc/s American G.E.C. ½ in. pins suitable for crystal calibrators, etc. Brand new, boxed, 10/- each.  
100-kc/s R.C.A. 3 pin ex-Loran indicator unit, 15/- each.

**6 VOLT H.R.O. VIBRATOR PACK.** Gives 165 volts at 80 mA. smoothed D.C. Uses Mallory Vibrator, 6 x 5 heavy duty smoothing choke, etc. In black crackle cabinet size 7 in. x 7 in. x 6 in. Brand new, only 29/6.



**COMMUNICATIONS RECEIVER ADMIRALTY TYPE B.28 (MARCONI CR.100).** Valve line up 2 RF, F.C., separate local Osc., 3 I.F.'s, 2nd Det., Output, B.F.O., and rectifier. Self contained power supply 200/250 volts A.C. 5 cps. Variable Selectivity (crystal filter), 6,000, 3,000, 1,200, 300 and 100 cycles. Frequency coverage 60 kc/s to 30 Mc/s in six ranges, continuous except for gap between 420 to 500 kc/s. Size 16 in. x 13½ in. x 12 in. Weight 82lb. The set for the serious operator. Thoroughly overhauled and in good condition, complete with new valves and air tested prior to despatch. A real bargain at only £27/10/- plus £1 carriage.

**RECEIVER 25/7 (TR1196).** This is a six-valve superhet receiver with 465 kc/s I.F.'s. Complete with all valves—2 EF39, 1 EK32, 2 EF36, 1 EBC33. In good condition with full conversion data. Price 27/6 plus 2/6 carriage.

**COMMUNICATIONS RECEIVER TYPE R.1155.** For world wide reception. Can be heard at any time during shop hours. Air tested prior to despatch. A few slightly used at £7/19/6. Carriage in original transit case, 10/6. Send 1/3 for full details and circuit.

**A.C. MAINS POWER PACK OUTPUT STAGE.** Enable the R.1155 to be used to operate speaker from 200/250 volts A.C. without ANY MODIFICATION WHATSOEVER. All our power packs have heavy duty transformers, are complete with leads and Jones plugs and are guaranteed for 6 months. **Type A.** In smart black metal case, size 8½ in. x 4½ in. x 6½ in., less speaker, price £4/10/- plus 3/6 carriage. **Type B.** With built in 5 in. speaker in black metal case size 13½ in. x 5½ in. x 7½ in. Price £5/5/- plus 3/6 carriage. **Type C.** With an 8 in. speaker in specially designed beautiful black crackle cabinet speaker to match receiver, size 11½ in. x 10½ in. x 6 in. A de Luxe job. Price £6/10/- plus 3/6 carriage.


**NOTE: 10% REDUCTION WHEN PURCHASING ANY OF THE ABOVE POWER PACKS WITH RECEIVER.**

**TRANSMITTER TYPE 12.** Frequency coverage 1.2 to 17.5 Mc/s in four bands. M.O., Buffer, P.A., 2 stage Modulator, built in stabilised A.C. mains power pack, P.A. Anode current meter M.C.W., C.W. and R.T. operation. Can be crystal controlled. Super "Table Topper" size 24 in. x 12½ in. x 17½ in. weight 134lb. Complete with all valves ready for operation. In first-class condition and tested before despatch, with circuit and full instructions. Only £16/16/- plus 14/- carriage. Can be demonstrated to callers.

**ROTARY POWER UNIT TYPE 104.** Input 12 v., Output 230 volt 60 mA. and 6.3 v. at 2.5 amp. Fully filtered and smoothed and noise suppressed. Ideal for car radio, etc. Only 15/- each.

**HEAVY DUTY SLIDING RESISTORS.** 250 watts rated to carry 25 amps.; resistance 0.4 ohms, suitable for physics labs, charging board, etc. Laboratory type with knob, on metal stand, size 9 in. x 4 in. x 6 in. high. Price 7/6 each. Brand New.

**POWER PACK TYPE 301.** This was the mains power pack used for the complete TR.1196 contained in a neat black case size 8½ in. x 4½ in. x 6½ in. high for 200/250 volts A.C. 50 cps. Outputs 250-0-250 v. 6.3 at 2.8 amps. 6.3 v. at 6 amps. for 6 x 5 rectifier. 31 volts at 3 amps. supplies metal rectifier for bias. The transformer is a massive job. Price only 37/6 plus 2/6 post. Should be O.K. for R.1155, etc.



**INDICATOR TYPE 182A**

Indicator contains 3 EF50, 1 5U4G, 4 SP61 and a 6½ in. C.R.T. Type VCR 517, complete with Mu Metal-screen, 9 wire wound pots, with large assortment of resistors and condensers. Can be converted to Oscilloscope (as described in "Radio Constructor"). Circuit supplied. Tubes have no "Cut Off" and can be demonstrated to callers. BRAND NEW (less relays). In original transit case, 67/6 plus 7/6 carriage.

**INDICATOR UNIT TYPE 95.** Exactly the same as the 62 indicator unit but is 50 cycle version. Double decker chassis, containing loads of components, 16 SP61, 2 EB34, 4 EA50, etc., etc. Brand new condition (less VCR97). Only 45/- plus 7/6 carriage.

**U.S.A. DYNAMOTOR**

12 volts DC input, 250 volts 60 mA. output, weight 2½ lb. size 4½ in. x 3 in. diameter. Ideal for car radio, mobile amplifiers, small transmitters, etc. All tested prior to despatch. Only 22/6 post paid.

**45 Mc/s PYE STRIP.** Vision unit for London frequency complete with 6 EF50 and EA50. Circuit provided ex-brand new units. Price £3/10/-.

**E.H.T. TRANSFORMER.** For VCR 97, etc. Mains input, output 2,500 volts, 4 volts at 2 amps. and 2-0-2 volts at 2 amps. Fully guaranteed at 35/- plus 1/- post.

**NITROGOL CONDENSERS.** With ceramic insulating terminals. 8 mfd. 2 kV wkg. size 5 in. x 3½ in. x 4½ in. at 12/6 each. 4 mf. 2 kV wkg. size 3½ in. x 2½ in. x 4½ in. at 7/6 each. 4 mf. 1.25 kV. wkg. size 3½ in. x 2 in. x 4½ in. at 5/6 each. Block Condensers. 40 mf. 450 v. wkg. metal case paper insulation size 4½ in. x 5 in. x 4 in. Weight 5½ lb. for power factor correction, etc. Price 15/- plus 2/- post.

**U.S.A. BLOWER MOTOR** for 105 volts A.C. operation. Outlet 2½ in. diameter extremely powerful. 5nip for only 22/6 plus 2/- post.

**BAND III TEST SET.** Covers 160 to 220 Mc/s and incorporates 5 Mc/s crystal Oscillator. Complete with 4 VR 91 (EF50) and 1 VR135 and 5 Mc/s crystal, circuit diagram and instruction booklet. See March issue for full details. A REAL BARGAIN at only 59/7 plus 5/6 carriage.

**CABLE.** Heavy duty twin polythene weather-proof, suitable for extension mains, lead, etc. SPECIAL CLEARANCE OFFER, 39/6 per 100 yd. coil, plus 3/6 carriage. S.A.E. for sample.

**3 CENTIMETRE TEST SET.** Type 205A. In brand new condition. £17/10/-.

**R.1355 RECEIVER.** Complete with all valves. Good condition SUPER BARGAIN AT ONLY 22/6 plus 7/6 carriage.

**BARGAINS, BARGAINS, BARGAINS, HUGE STOCKS OF COMPONENTS, RECEIVERS, VALVES, AT SPECIAL REDUCED PRICES FOR CALLERS.**

## CHARLES BRITAIN (Radio) Ltd.

11 UPPER SAINT MARTIN'S LANE LONDON, W.C.2. TEMple Bar 0545

One minute from Leicester Sq. Station (up Cranbourn St.) Shop Hours : 9-6 p.m. (9-1 p.m. Thursday) Open all day Saturday





**BELCANTO**

**PORTABLE TAPE RECORDER**

This recorder is of robust construction and is fully guaranteed for 12 months. Single switch operates both mechanism and amplifier. This feature combined with automatic "SERVO" type brakes makes its operation foolproof and accidental tape-spilling or tearing a virtual impossibility. Size 15 1/2 x 12 x 7 in. with lid. Weight 25 lb. Two speeds by simple switching (1 1/2 and 3 hrs. Recording Time). Fast rewind and forward speeds. 4.5 watts output of excellent quality. Provision for monitoring and extension speaker. Negligible hum, wow and flutter. Exceptional sensitive, high class microphone. Beautifully finished cabinet, covered with washable rexine.

PRICE 45 GNS.

H.P. TERMS: Deposit £5 and 12 monthly payments of £2/10/5.

For weekly hire:

Belcanto 2 Gns. Grundig 3 Gns.

Write, phone or call for further details. Great selection of New and Secondhand Recorders.

Business hours 9-6 including Saturdays. Thursdays 9-1.

**JACKSON RADIO**

163, Edgware Rd., London, W.2.  
Tel.: Paddington 0537.

**18**

CIRCUITS

for **2/6** only

SHOW BUMPER NUMBER!

Enlarged again!  
Sales Now Breaking All Records!

Our Super-Handbook, "The Home Constructor" with its supplements (64 pages altogether) now incorporates all the above PLUS supra-simplified layout and constructional details and FULL variety of superhets PLUS full constructional details for building a Coil Pack PLUS pages of Radio Information, Resistance Colour Code, Formulae, and "Know-How" PLUS priced parts lists for all our circuits PLUS full constructional details for building a Car Radio PLUS Radiogram supplement PLUS Radio Control supplement PLUS profusely illustrated catalogue. Circuits of Feeder Units, Superhets, Amplifiers, TRF sets, Test Equipment, etc., etc.

**YOU CAN'T GET BETTER VALUE!  
IT'S TOPS!**

"The most helpful book in the Trade."

SEND FOR A COPY TODAY

**SUPACOILS**

(DEPT. W.9)

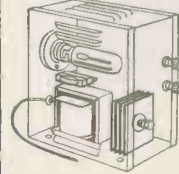
21, Markhouse Road, London, E.17

**"AUTOMAT" CHARGERS and D.C. from A.C. POWER PACKS**

as supplied to Ministries, Airline Co's., etc. up to 350 watts output. Correct design, best materials and workmanship. Selenium Rectifier Stacks, S.T.C., Westalite, G.E.C., etc. 40 ma to 10 amp, 2v to 400v.

**STANDARD CHARGERS.** Truck battery booster compact, automatic semi-constant voltage charger specially designed to keep truck, car or tractor batteries fully charged, operates on A.C. 220/245 v line, damp-proof, ultra reliable, 6 v./12 v. model output 6 amp. weight 15lbs., £8/5/-, carr. 3/-. Ditto 24 v./12 v. £11/10/- 12 v. 3 amp., 65/-, carr. 2/3. Ditto, 6 v. 3 a./12 v. 2 a. 65/-, also original 6 v./12 v. 2 amp., 59/6, p.p. 2/- Wt. 8lb.

**FOOLPROOF CHARGER KITS.** Genuinely trouble free and ultra reliable. As sold for 11 years through "W.W." with full data sheet and instructions. No. 1 Kit (as illustrated) Westalite 3 amp. rectifier, 65 watt tapped, impregnated trans., ballast bulb, for 2 v., 6 v., 12 v. charger, all rectifier troubles eliminated, 42/-, p.p. 1/10. Handsome steel case, ready punched, louvred, enamelled, 12/6. No 1A Kit. 3 a. rectifier, 65 watt trans., ballast.



res. ammeter for 2 v., 6 v., 12 v., 3 a., 52/6, p.p. 1/10. No. 2 Kit. 12 v. 2 amp. rect., 45 watt trans., ballast/indicator bulb for 2 v., 6 v., 12 v. charger, 36/6. Case 12/6, p.p. 1/10. Wt. 8 lb. W. case. 1 to 20 cell 1 amp. kit for small radio store, 78/6, p.p. 2/-. Senior Model, for 6 v./12 v. at 4 to 5 amp., 12 v. 5 amp. S.T.C. rect., 85 watt trans., ballast bulb, 64/-, p.p. 2/-. Slider Kit, 120 watts trans., 14 v. 6 amp., large finned type rect., alder res., high grade ammeter, wt. 17 lb., for 6 v./12 v. charger, 24/13/-, carr. 4/-. **SELENIUM RECTIFIERS**, new stock not surplus, best makes 6 v. 1 a., 4/-, 12 v. 1 a., 6/6, 6 v. 1/2 a., 3/-. 6 v. 2 a., 7/6, p.p. 6d. 12/15 v. 3.4 amp., 15/6, p.p. 6d. 24 v. 3 amp., 27/6, 24 v. 1.6 amp., 15/6, p.p. 6d. 6v. 4 amp., 15/6, 12/14 v. 6 amp., large finned type, 32/-, p.p. 1/-. 24 v. 5 amp., 54/-, small space h.t. rect., 250 v. 80 m/a., 7/6, 250 v. 100 m/a. bridge, 14/6, p.p. 6d. 230 v. 200 m/a. bridge, 22/-, Many others, h.t. and l.t., with or without transformer.

**CHAMPION PRODUCTS**

43, Uplands Way, LONDON, N.21. Phone LAB. 4457

We specialize in

**CABINETS**

The "Empress" de Luxe Console Cabinet.

Here is a cabinet to delight the eye of the connoisseur. Beautifully styled, elegantly veneered in medium full grain walnut, highly polished finish. Interior finished in light polished sycamore. Ample storage space is provided. Designed to our own specification, it will accommodate the largest tape deck on the market. It has many applications, good quality amplifier, etc. O.A. dimensions 3ft. x 1ft. 6 1/2 in. x 2ft. 10 in. high with lid closed.

Plus 15/- Carr., Pkg. and Ins.

£12 10s.

Have you received a copy of our General Trade Catalogue Also our Bulletin, issued each month.

TRADE ONLY SUPPLIED


**V.E.S. WHOLESALE SERVICES LTD.**

11 GUNNERSBURY LANE, ACTON, W.3. Telephone: ACO 5027



**RELAYS**

BUILT TO SPECIFICATION.



Types 3,000 and 600.

COIL WINDING AND TROPICALIZING. KEY SWITCHES AND TELEPHONE EQUIPMENT.

Send for Price List or quotation.

**KAYE ELECTRICAL MANUFACTURING CO.**  
Havelock Works, Havelock Place,  
Harrow, Middlesex.  
HAR. 1432.

**PRATTS RADIO**

1070 Harrow Road, London, N.W.10

(Nr. Scrubs Lane) Tel. LADbroke 1734



MODEL AC10E £10/7/6.

**AMPLIFIERS**  
College general-purpose units. MODEL AC10E, 4 valve, 10 watts. Neg. feedback, £10/7/6. MODEL AC15E, 6 valve, 14-15 watt P/P output. Feedback over 3 stages, £14/14/-. MODEL AC32E, 32 watts P/P output. Feedback over 3 stages, £18/15/-. MODEL U10E, for D.C./A.C. mains, 6 valve, P/P output. Feedback over 3 stages, £12/19/6. All are COMPLETE WITH CASES and chrome handles.

THEY HAVE A SEPARATE MICROPHONE STAGE and gram. inputs allowing MIXING of speech and music. Outputs match 3, 8, 15 ohm speakers. MODEL Q9C, 6-valve unit with Bass and Treble controls. P/P output of 5 watts. This amplifier incorporates an 18 section O/Transformer. Variable feedback from zero to 25 db. Output impedance 3.6 to 230 ohms. Complete chassis, £14/14/-. Complete range of accessories available, also tape recorders, amplifiers, etc. Stamp for list. All amplifiers ready for use and carriage paid. Terms available.


**A BOON TO THE DC AREA**

**"THE METEOR III"**

UNIVERSAL AC-DC MAINS SET

COMPLETE KIT **97/6**  
Plus 2/6 post & pkg.

Only screwdriver, pliers and soldering iron required to make this attractive 3 valve all mains set (2 wavebands).



COMPLETE PARTS INCLUDING VALVES, READY TO USE CHASSIS, MOULDED CABINET, BROWN OR IVORY.

SEND NOW FOR EASY POINT-TO-POINT WIRING DIAGRAM, FULL INSTRUCTIONS, 1/- POST PARTS LIST, ETC. FREE

AC VERSION.....95/-  
MONEY BACK GUARANTEE.

NORMAN H. FIELD (Dept. M), 68 HURST ST., B'HAM, 5



### Special Purpose VALVES

CV509	7/6	VU111	3/6
VR54	2/6	9001	8/3
7Q7	8/6	VU89	8/6
VS68	4/-	VR65A	3/6
6G6G	6/6	956	3/6
9004	6/3	9003	6/9
VR35	7/-	230	5/6
VR66	3/9	VR65	3/9
VU120A	3/6	6S87	8/-
9002	6/3	1A5GT	7/6
VR53	7/6	220V8G	6/9
VR91	6/-	931A	6/9
907	8/-	247	6/-
5Z3	8/6	8A3	6/-
955	4/-	7475	4/9
TT11	6/6	19	6/-
VR116	4/-	26	6/-
VR56	7/-	27	6/-
934	3/6	30	6/-
CV71	7/-	36	6/-
VR137	5/-	84	6/-
VR55	7/3	615	6/-
63A7	9/-	2A5	6/-
ATP4	6/9	CV287	6/-

Flex Mains Type. Twin 14/0076, P.V.C. covered 3d. per yd.  
Screened Cables 8d. per yd.  
Single Type 7d. per yd.  
Twins Core 7d. per yd.  
Three Core 9d. per yd.

### ONLY A FEW AVAILABLE

VOR 139A Cathode Ray Tubes 19/6 ea.  
Postage and packing 1/6 ea.  
Block Condenser 10 mfd. 600 v. 4/- ea.  
High Voltage Condenser, 1 mfd. 4 kV. Ceramic insulated terminals 4/- ea.

### ENGRAVED KNOBS

Control Knobs, clearly engraved in gold.  
Size "A" diameter 1 1/4 in.; Size "B" diameter 1 1/2 in. Both in two colours. Walnut or Cream. Inscriptions available:  
RADIO: "Volume," "Vol./On/Off," "Wavechange," "On/Off," "Tuning," "S.M.L. Gram.," "Radiogram," "Tone" TELEVISION: "Contrast," "Brilliance," "Brilliance On/Off," "Focus," "Brightness."  
AMPLIFIER: "Treble," "Bass" (Plus any above).  
TAPE RECORDER: "Record/Play." Prices: Size "A," 1/6; "B," 1/2. Plain knobs can be supplied in either size, 1/- each and 8d. each respectively.

### CONDENSERS SILVER MICA

PF	SIZES Available	500
1	18	47
2	20	50
3	25	58
6	27	68
7.5	30	100
8	33	120
9	35	150
10	39	175
15	45	180

All by well-known makers, 3/4d. each.

### ARMOUR PLATED GLASS

Size: 1 3/4 in. x 1 1/4 in., rounded corners, 4/- each. Fit a piece in front of your tube to avoid accidents.



### CATALOGUE

HUNDREDS OF BARGAINS FOR EVERY CONSTRUCTOR SEND 6d. IN STAMPS FOR YOURS NOW



### PORTABLE RADIO ATTACHE CASE

available in the following colours:

● LIZARD GREY

● MAROON

● BLUE

● BROWN

● CROWN

complete with fascia board and removable insert in lid for frame aerial.

## PRICE 36/6 ONLY


We can supply components for making a 4-valve Superhet to fit the above case and a circuit diagram and full instructions available at 2/- each.

**.00035 MFD. 2-GANG CONDENSER**, complete with trimmers and dust cover, 8/3 ea.  
**DIAL BULBS.**  
M.E.S. Types. M.B.C.T. Types.  
6.3 v. 15 A. 6jd. ea. 6 v. 3 A. 5d. ea.  
6.3 v. 3 A. 8jd. ea. 6.5 v. 3 A. 5d. ea.

**30 AMP. ROTARY SWITCH**, 4-position, complete with knob, 4/- ea.  
**TRUVOX MODEL BX11.** Lightweight type 12in. Loudspeaker, 49/6 each  
**HAND MICROPHONE** by "REGENT," complete with screened lead and plug. Crystal insert mickle chrome plated head. Listed at 2 gns. Our price 21/- each.  
**RECEIVER I132A.** Complete with all valves VR53, VR65, and VR57, etc., tuning meter and full scale dial. In good condition, 50/- each. Carriage and packing 7/6.  
**SOLDERING IRONS.** 964 Solon oval bit type, 19/- each, 968 Solon pencil bit type, 21/- each.

### ATTRACTIVE LOUDSPEAKER CABINETS

Available for 6 1/2 in. and 8 in. speaker units. Polished walnut finish. A very attractive cabinet at quarter of today's prices. Price, 6 1/2 in. Type Cabinet, 15/6 each. Price, 8 in. Type Cabinet, 19/6 each.



**HEADPHONES.** Type CLR Low Resistance Headphones, 120 ohms, 7/6 pair. Type CHR High Resistance Headphones, 4,000 ohms, 11/- pair.  
Type DHR A. Super Quality Headphones, 13/9 pair. Headbands, Wide type, 1/9 ea.


**MAINS TRANSFORMERS. 3-Way Mounting Type.**  
MT1. Primary 0-210-230-250 v. Secondary 250-0-250 v. 80 M/A. 6.3 v. 4 amps. 5 v. 2 amps., with taps at 4 v. on Filament Winding. Price 17/6 ea.  
MT2. Primary 0-210-230-250. Secondary 350-0-350 v. 80 M/A. 6.3 v. 4 amps. 5 v. 2 amps. Both filament windings tapped 4 v.

**FILAMENT TRANSFORMERS.** All 220 to 240 v. Input.  
2 volts 1/2 amp. 4/6 5 volts 2 amps. 10/-  
2 volts 3 amps. 7/9 6.3 volts 1 1/2 amps. 6/-  
4 volts 1 1/2 amps. 5/- 6.3 volts 1/2 amp. 5/-  
4 volts 3 amps. 10/- 6.3 volts 3 amps. 9/-

**BULLDOG CHARGER CLIPS.** 3in. long, 6d. each.

### THE IDEAL CABINET FOR BUILDING T.R.F. OR SUPERHET

Complete with drilled chassis, dial, back plate, pointer, dial drive and drum, etc. Price 27/6, post 2/-.




**SET OF VALVES.** Ten VR91 (EF50) valves. Ex-Brand-new units, 6/- each, 45/- set.

★ **SPECIAL OFFER. CO-AXIAL CABLE.** Best quality Grade "A" Cable: Solid 1/022 70 ohms, 7jd. yd. Stranded 7/0076, 8jd. yd. Air spaced 1/036, 1/- yd.

**GRAMOPHONE MOTORS, etc.** Collaro AC37 Gramophone motor suitable for 100/120 v. 200/250 v. A.C. variable speed, complete with 10in. E.M.I. type turntable felt covered. Price, 46/- each, plus 2/- post.

**GOLDRING PICK-UP HEADS.** Pick-up head type No. 112 (2,000 ohms.) complete with lead. Price 20/- each.

THE ALPHA AMPLIFIER—3 valves (6B8G, 6V6GT, 6X5GT). A.C. mains fully isolated, neg. feedback (voltage and current), controlled volume and tone, dual input network, for modern crystal or Hi-Fi. mega. Less than 1 per cent. total 2nd and 3rd harmonic distortion at 3 watts output from 1,000 C.P.S. Complete, ready for use, 79/6. Post extra.



**CONDENSERS**  
The following is a selection from our stocks of manufacturers' surplus condensers, all by well-known makers.

Aluminium Can types, Clip Spring.	
8 x 8 mfd. 450 v.	4/-
8 x 16 mfd. 450 v.	4/-
8 x 24 mfd. 350 v.	3/-
8 x 32 mfd. 475 v.	3/9
12 x 4 mfd. 450 v.	3/6
16 mfd. 450 v.	2/-
16 x 8 mfd. 350 v.	4/-
16 x 16 mfd. 350 v.	3/3
20 x 20 mfd. 500 v.	4/9
24 mfd. 450 v.	2/9
25 x 16 mfd. 350 v.	3/6
32 x 8 mfd. 350 v.	4/6
32 x 16 mfd. 350 v.	4/6
32 x 32 mfd. 450 v.	6/11
32 x 32 x 8 mA. 350 v.	5/6
32 x 32 mfd. 350 v. 25 mA. 25 v.	5/9
64 mfd. 350 v.	2/-

**BR Range.**  
BR-550 8 mfd. 500 v. ea. 2/9  
BR-1650 16 mfd. ea. 3/3  
BR-2050 20 mfd. 500 v. ea. 3/6  
8 x 8 mfd. 500 v. ea. 4/-  
BR-501 80 mfd. 12 v. ea. 1/9

**Midsize Metal Types**  
2 mfd. 350 v. 1/9  
8 mfd. 350 v. 1/1  
8 x 8 mfd. 330 v. 3/-  
8 x 8 mfd. 450 v. 4/-  
18 mfd. 350 v. 2/9  
18 x 8 mfd. 450 v. 4/-  
16 x 16 mfd. 450 v. 4/6  
16 x 24 mfd. 350 v. 4/9  
24 mfd. 350 v. 2/9  
32 mfd. 350 v. 1/9  
32 x 32 mfd. 350 v. 4/9  
250 mfd. 12 v. 1/9

**Wire ended Types**  
8 mfd. 450 v. Cardboard covered 1/11  
30 mfd. 450 v. 3/8

**Bias Condensers**  
Tag ended metal types  
12 mfd. 50 v. 1/-  
25 mfd. 25 v. 1/3  
50 mfd. 12 v. 1/-  
50 mfd. 50 v. 2/6  
100 mfd. 12 v. 1/9  
100 mfd. 25 v. 1/9

**Wire ended Types. Cardboard covered**  
25 mfd. 25 v. 1/9  
50 mfd. 12 v. 1/9  
50 mfd. 50 v. 2/3

**PENCIL RECTIFIERS**  
K3/25, 5/8; K3/40, 7/6; K3/45, 8/2;  
K3/50, 8/8; K3/60, 9/8; K3/100, 14/8.

**SENTERCEL RECTIFIERS**  
RM1, 3/9 ea.; RM2, 4/2 ea.; RM3, 5/- ea.; RM4, 18/-

**METAL RECTIFIERS**  
12 v. 1 amp., 1/6 ea.; 12 v. 1 amp. 4/8 ea.; 2 v. 1 amp., 3/- ea.; 250 v. 45 mA., 6/3 ea.; 250 v. 75 mA., 7/6 ea.; 300 v. 60 mA., 7/6 ea.

**FULL WAVE TYPES**  
12 v. 1 amp., 4/9 ea.; 12 v. 2 amp., 8/- ea.; 12 v. 3 amp., 13/- ea.; 12 v. 5 amp., 18/- ea.

### VCR 97 TUBES

Complete with Screen and Base, 29/9 ea. Carriage and Packing, 3/-.

**Wire Wound Volume Controls.**  
5Ω: 200Ω; 1,000Ω; 2,000Ω; 5KΩ; 10KΩ; 20KΩ; 25KΩ; 50KΩ; all 2/4 ea.

**LOUDSPEAKERS**  
Plessey 3in. Bound type 12/9 ea.  
Elac 3 1/2 in. 13/6 ea.  
Plessey 5in. 13/6 ea.  
Elac 6 1/2 in. 14/6 ea.  
Elac 8in. 17/6 ea.  
B. & A. 8in. 16/6 ea.  
Goodmans 10in. 29/6 ea.  
Truvox B x 11 49/6 ea.  
Goodmans 12in. heavy duty 15Ω speech coil 25/5/-

**TERMS:** Cash with order or C.O.D. Postage and Packing charges extra, as follows: Orders value 10/- add 9d.; 20/- add 1/-; 40/- add 1/6; £5 add 2/- unless otherwise stated. Minimum C.O.D. fee and postage 2/3.

### MAIL ORDER ONLY

# ALPHA RADIO SUPPLY CO.

5/6 VINCES CHAMBERS, VICTORIA SQUARE, LEEDS 1.

WHEN ORDERING PLEASE QUOTE "DEPT. W.W."



# Opportunities for Engineers with the Guided Missiles Division of 'ENGLISH ELECTRIC'

The Guided Missiles Division of The ENGLISH ELECTRIC Company Limited, Luton, now wishes to fill a wide variety of vacancies. In particular, the following are required:

- Radio and Radar systems Engineers
- Circuit Development Engineers (including work on transistors)
- Engineers to design & engineer micro-wave equipment
- Instrumentation Engineers with transducer design experience
- Engineers for Field Trials Radar and Communications equipment (including some vacancies for Australia)

Houses are available for some of the Senior Engineers. There are also vacancies for Intermediate and Junior Engineers and Laboratory Assistants.

All these offer splendid opportunities for promotion in this new Industry.

Engineers should be Honours Graduates or have technical qualifications to H.N.C. or equivalent standard together with relevant experience.

Applications, quoting SA54, should be sent to Dept. CPS, 336/7 Strand, WC2.

## 'ENGLISH ELECTRIC'

'ENGLISH ELECTRIC' MARCONI NAPIER

### FOR EXPORT and to H.M. GOVT. CONTRACTORS ONLY

AVAILABLE FOR IMMEDIATE DELIVERY

**RADAR**  
EARLY WARNING RADAR (mobile on trailers)—LORAN & GEE RADAR.  
NIGHT-FIGHTER RADAR — REBECCA EQUIPMENT.

**RADIO TRANSMITTERS**  
R.C.A. ET-4336—(2-20 Mc/s 350 watt).  
HALLICRAFTER BC-610 (2-20 Mc/s, 350 watt).  
WESTINGHOUSE GO-9 (300-18,100 Kc/s—CW and MCW only).  
TECHRAD Model T-350XM (2-20 Mc/s, 350 watt).  
Large quantities of spares for above.

**TEST EQUIPMENT**  
**PULSE GENERATORS** (current production by Measurements Corporation).

**MODEL 79-B** generates pulses of continuously variable width and repetition rate (RR 60-100,000 pps., pulse width variable from 0.5-40 microsec.).

The instrument may be used for checking the response of video and r.f. amplifiers and investigation of peak measuring equipment. It will also simulate ignition and other types of interference for radio noise elimination research.

**MICROWAVE FREQUENCY METERS** (Model 105SM—Lavoie Laboratories). Frequency Range 375-725 Mc/s. Self-contained, battery operated, high precision instruments.  
**BC-221** Frequency Meters, TS-10A/APN, and a large range of TS instruments.

#### AIRCRAFT ELECTRICAL EQUIPMENT AND ACCESSORIES

All our equipment is either new or rebuilt to original specification, including latest modifications.  
All Airborne equipment can be released in our works to A.I.D. and/or A.R.B. Standard.

High Precision Electronic Development and Production Contracts undertaken.

### BRITISH SAROZAL LTD.

1-3, Marylebone Passage, Margaret Street, W.1.  
Telephone: LANGham 9351 (3 lines).  
Cables: Sarozal, London. Telegrams: Sarozal, Wesdo, London.

## THE BRITISH NATIONAL RADIO SCHOOL

ESTD. 1940

NOW IN OUR FIFTEENTH YEAR  
AND STILL

### NO B.N.R.S. STUDENT HAS EVER FAILED

to pass his examination(s) after completing  
our appropriate study course.

**FREE TRIAL LESSON, QUESTION  
and MODEL ANSWERS**

—Radio, Telecoms., Maths.

and our **NEW BASIC TELEVISION.**

State subject and grade of any special interest.

A.M.Brit.I.R.E. and CITY and GUILDS Radio and  
Telecommunications Exams., etc., etc.

PRINCIPAL, M.I.E.E., M.Brit.I.R.E.  
BRITISH NATIONAL RADIO SCHOOL  
2, CANYNGE ROAD, CLIFTON, BRISTOL, 8  
Tel. BRISTOL 34755

# Wireless World Classified Advertisements

Rate 7/- for 2 lines or less and 3/6 for every additional line or part thereof, average lines 6 words. Box Numbers 2 words plus 1/-. (Address replies: Box 0000 c/o "Wireless World" Dorset House, Stamford St., London, S.E.1.) Trade discount details available on application. Press Day: October, 1954 issue, Tuesday, August 31st. No responsibility accepted for errors.

## WARNING

Readers are warned that Government surplus components and valves which may be offered for sale through our columns carry no manufacturers' guarantee: Many of these items will have been designed for special purposes making them unsuitable for civilian use, or may have deteriorated as a result of the conditions under which they have been stored. We cannot undertake to deal with any complaints regarding any such items purchased.

**NEW RECEIVERS AND AMPLIFIERS**  
R.C.A. speech amplifiers, type MI-11220, immediately available in quantity.  
**MCELROY-ADAMS MANUFACTURING GROUP, Ltd.**, 46, Greyhound Rd., London, W.6. [0195]

**ALL** types of audio equipment designed and built to order, tone compensation units, Williamsons, ultra-linear, pre-amps, electronic mixers, and all amplifiers up to 1kw. Extended payments available above £20.—**Bernard J. Brown**, 33, Goldhawk Rd., London, W.12. [0024]

**F.M.** receivers; our basic unit is still £11/7/6 and proven now from Bognor to Ely; stability is better than 5 parts per million, the discriminator and circuitry the last word in VHF technique: complete kit with valves, wound coils, stove-enamelled chassis, £7/5, as latest WW design.—**Bel**, Marlborough Yard, Archway, N.19. Trade enquiries welcome. [0184]

**C.J.R. ELECTRICAL & ELECTRONIC DEVELOPMENT, Ltd.**, Bleckford Rd., Witton, Birmingham, 6 (Eas. 0435), the Midlands specialist manufacturers of high fidelity sound reproduction equipment for the world-famous Williamson amplifier and associated accessories, including tone control stages, loudspeaker crossover units, distortionless contrast expanders and radio feeders; send for details and prices. [0105]

**RECEIVERS, AMPLIFIERS—SURPLUS AND SECONDHAND**  
RECEIVERS R1155, good internal, fair external condition, minus valves; 77/6, carriage paid.  
TRANSMITTERS 1154, 30/-.  
TRANSMITTER-RECEIVERS TR/9, 47/6.  
POWER units (motor generator type) 20/-; and a host of other ex-aircraft radio and electrical items; send your enquiries.  
STARAVIA (Disposals Division), Blackbushe Airport, Camberley, Surrey. [2955]

**AMPLIFIER**, sound sales A-Z junior and pre-amplifier, £10, plus carriage.—**Christie, Crondall, nr. Farnham, Surrey.** [3205]

**A 77E, £27; Ferris 22A** signal generator, £135; Avo Universal model D, £9; all in perfect condition.—**Box 8964.** [3289]

**R.F. Units**, types 28 @ 37/6, 25 @ 17/6, 24 @ 12/6, brand new in original cartons.—**E.W.S. Co.**, 69, Church Rd., Moseley, Birmingham. [2877]

**ROOM** wanted, 130 R.F. units, No. 24 and 25, used, complete with valves; £45 the lot.—**"Hamradio"**, 53, George St., Newcastle, Staffs. [3246]

**R.C.A.** receivers, type AR-88D, immediately available in quantity, fully reconditioned.  
**MCELROY-ADAMS MANUFACTURING GROUP, Ltd.**, 46, Greyhound Rd., London, W.6. [0194]

**HRO Rx's** and coils in stock, also AR88, BC348R, CR100, etc.—Requirements please to **R. T. & I. Service**, 250, Grove Green Rd., London, E.11. Ley. 4986. [0053]

**QUAD** amplifier Mk. I, almost new, £20; Goodmans 12in speaker 15ohm with temp. reflex cabinet, £6; Wharfedale Golden 10 unit, almost new, £4/10; Lowther, whistle filter, 30/-.—115, London Rd., Chelmsford, Essex. [3270]


**R1155**, built-in power pack and o.p. stage, perfect, £15; two reflex horn speakers, 6w 7ohm, new, £5; record player, grey carrying case, Garrard 2-spring motor, Decca type D pick-up, £3/10; W.W. 51, 52, bound, as new, £3; 53, unbound, 15/-.—**Box 6641.** [3212]

**AMPLIFIERS**, 4-channel; 20w, w each channel frequency response flat 40 cycles to 12kc/s input and output 600ohms; 4 amplifiers in one case, gain control and monitoring input and output chokes price without valves £5/10/6 carr. extra; as new cost £40 ea.—**Leslie Dixon & Co.**, 214, Queenstown Rd., Battersea, S.W.8 [3265]

**TRANSMITTING EQUIPMENT**  
53 transmitter, 500watts, output 1.2/17.5mc/s 'phone/CW with some spares; can be seen S.W. London.—**Box 6910.** [3268]



**BUT** the Partridge Service is available all the year round. Partridge technicians are always available to solve your individual transformer problems. A continuous programme of research and development means quick delivery of "to specification" equipment. We shall welcome the opportunity to assist you.



**The PARTRIDGE Type P3064 'C' Core**  
p.p. Transformer: Size: 2 1/2in. x 2 1/2in. x 3 1/2in. high. Weight 2 1/2 lb. Full advantage is taken of the properties of grain orientated strip wound cores, and performance figures are impressive or such compact dimensions and weight.

## Over 100 Standard Types

are available from stock. Ask for Catalogue giving full technical details, frequency response curves, etc.



CONSULT THE SPECIALISTS

**PARTRIDGE TRANSFORMERS LTD TOLWORTH SURREY**

Tel: ELMbridge 6737

## TEST EQUIPMENT—SURPLUS AND SECONDHAND

**WIDE-Range Avo** signal generator, Avo valve tester, perfect condition; what offers.—**Box 6945.** [3245]

**TWO** regulated power units, A.C. input, 300v 200ma out through 6 2A3 valves; can be seen S.W. London.—**Box 6911.** [3269]

**TAYLOR-WINDSOR** model 260A television wobblur, 5 to 140 mc/s, A.C. mains, as new; £24, or nearest offer.—**Lyne**, 81, Lincoln Rd., Peterborough. [3167]

**SIGNAL** generators, oscilloscopes, output meters, valve voltmeters, frequency meters, multi-range meters in stock; your enquiries are invited.—Requirements to **R.T. & I. Service**, 254, Grove Green Rd., London, E.11. Ley. 4986. [0056]

**1000** new meters, 2in upwards, milli, volts, amps, £275; 30 sig generators, No. 103, soiled outside, perfect internally; offers: AR88D, mint condition, offers.—**F. Merrick**, New Whittington, Chesterfield. [3227]

**EX-A.M.** type 204 audio oscillator, 20/40.000 c/s, five ranges, four valves, incorporating power unit 521, A.C. mains, £8; Hunt's Capacitor Analyser and Resistance Bridge, type CRB, ser. nr. 1482. £11; Cossor Double Beam Oscilloscope, model 359A, purple trace, new tube and overhaul; E.M.I. Service 100 Wave Oscillator, battery model type Q 2520, £3. Offers?—**Pigott & Whitfield, Ltd.**, 7, Bramhall Lane South, Bramhall, Cheshire. [3218]

**METERS WANTED**  
We urgently require meters of all types, meter components, test equipment, etc.; any quantity, large or small; prompt cash or offer by return.  
**ANDERS ELECTRONICS, Ltd.**, 91, Hampstead Rd., London, N.W.1 Euston 1639. [3071]

**NEW DYNAMOS, MOTORS, ETC.**  
**WARD** rotary converters for radio, television, amplifiers, etc.  
**ALSO** rotary transformers, alternators, D.C. generators, etc.  
**WARD, 75, South St.** Bishop's Stortford, Herts. Tel. Bishop's Stortford 1694. [0039]

**BATTERY** chargers, 4 models, 2-6-12v. 1-2-4 amp D.C. any mains voltage; also larger types special transformers, chokes, test gear, interior, car heaters, etc.—**The Banner Electric Co., Ltd.** Hoddeston, Herts. [0112]

## NEW GRAMOPHONE AND SOUND EQUIPMENT

**FERROGRAPH** magnetic tape recorder, 76ins.  
**WEARITE** tape decks and component parts.  
**SONO** recording machines and blank discs.  
**LEAK** amplifiers, 10w £17/7; preamp £10/10.  
**GOODSELL**, 5w £13/10, preamp £10/10.  
**RESLO** ribbon microphones and stands.  
**EVERYTHING** for the professional recording studio and quality dealers.  
**SOUND DISCS (SUPPLIES), Ltd.**, 178, Bishopham Rd., Southport, Lancs. Tel. 88153 [3169]

**BUYING** a new amplifier or rebuilding the present one? See **Bernard J. Brown's** adverts under **New Receivers and Amplifiers**, also **Repairs and Service.** [0029]

**ALTERNATORS**, 230/150, 400VA, self-energised 3,000rpm, ball bearing, £24/5; also special television model same price; voltage regulator £1 extra.  
**J.A.P. No. 2A**, 1.2hp petrol engine, air-cooled, 4-stroke, starting rope, tools; £17/10 delivered for above alternators.

**SPECIAL** rotary converters, guaranteed interference free, fitted radio and television filters, wt. 60lb. d.c. input 12v 200va, out. 24v, 50v, 110v. d.c. to 230v, out. 250va, £28/10 del.; also converters for general use, inputs, outputs, prices as above; also supplied without smoothing, £25 del. Immediate despatch; trade supplied.  
**AT** a purchaser's home 60 mls. S.W. of Sutton Coldfield a 24v.  
**TELEVISION** converter was tested on Ekco television 12in tube, stated consumption 135 watts d.c. current from battery only 94amps, picture and sound were perfect and completely free of interference or flutter.

**THE** above are the latest products of British manufacture, and are guaranteed; fullest details of 400VA alt. or rotary converters, by return post, state which required, terms c.w.o., pro forma invoice c.o.d. (post goods only), **T. W. PEARCE**, 66, Great Percy St., W.C.1 (near Angel). [0013]

**FOR SALE AND WANTED ADVERTISEMENT FORM TURN TO PAGE NO. 147**



## FINISHED BUILDING THAT CHASSIS?

*Why not have the  
cabinet made to your  
own specification!*

Send sketch and full details—we will quote by return. Or send 1/- for our latest illustrated catalogue of T/V, Radiogram, Table, Corner Baffle Cabinets, etc., in all of which the radio panel, motor and baffle boards may be cut to suit your own requirements.

## Components

We hold extensive stocks of Radio and T/V components. No list available.

## Chassis

Send for free leaflet on our latest 5 valve, 3 waveband superhet radiogram chassis.

## Amplifiers

Send for details of our domestic 4½ and 5 watt amplifiers.

## Tape Recorders

The latest 2-speed "ELIZABETHAN" model available at 48 gns. Send for details.

## LEWIS RADIO CO.

Dept. 954, 120, Green Lanes,  
Palmer's Green, London, N.13  
Tel.: BOWes Park 6064

## SURPLUS

**AERIAL MASTS.** American Yagi 5 element array AS-46/APG. 30ft. one piece 4in. dia. hollow wood masts. 36ft. 3 section 2in. dia. tubular steel masts. 45ft. 9 section 1½in. dia. American steel masts MS-44. 50ft. Bendix plywood masts MT-7A. 70ft. American plywood masts. 50ft. Trylon lattice ladder towers. 20ft. American tripod base aluminum masts AS/TPX. 9ft. one piece American police whips. 18ft. BC-610 6 section whips.

**TELEPHONE AND TELEGRAPH APPARATUS.** 1+1 terminals and by pass filters; 1+3 terminals; 1+4 terminals and repeaters, S and SX, S and DX, power bays; repeaters; V.F. ringers; perforators; Wheatstone transmitters; teleprinters; undulators; switchboards; rectifiers; EE-65, TG-10, etc., etc.

**AUDIO EQUIPMENT.** R.C.A. squadron announcers (12-25 watt speakers), R.C.A. 25 watt high power speakers. Portable megaphones PA-4. BC-1016 recorders (morse up to 400 w.p.m.).

**CONTROL UNITS.** RM-6, 7, 12, 13, 21, 25, 29, 42.

**AMERICAN TRANSMITTING TRANSFORMERS AND CHOKES.** A large variety by Amertran, Kenyon, R.C.A., Thordason, etc., etc.

**TRIPLE DIVERSITY RECEIVERS.** 1.5 to 30 mc/s. Self contained on rack with all refinements. Full details available.

**100 WATT BROADCASTING TRANSMITTERS** by Woden. Self contained in 4ft. 6in. cabinet £22/10/- with valves.

**RACKS,** de Luxe, 19 inches wide channel iron sides, 3 x 2. 5ft. 6in., 70/-; 3ft. 6in., 40/-; both carr. 10/-.

Many other items too numerous to mention. Send your requirements. Lists available. All packing and shipping facilities.

## P. HARRIS

ORGANFORD DORSET  
Telephone: Lychett Minster 212.

## NEW GRAMOPHONE AND SOUND EQUIPMENT

**TRUVOX** Decks.—Amplifier, to suit, 8min. Valves, 10w P.P. Latest design. Sep. Power Unit; Treble lift choke; Var. Bias, Mic. and Radio inputs. Mixer control. M. Eye indicator. 30-10Kc/s response; 19gns.  
**PRE-AMP/Rec. Units** (Meter Ind.) from £16.  
**AMPS.** IG. Weirite Decks; 21gns.  
**HARDING ELECTRONICS,** 120a. Mora Rd., London, N.W.2. [0029]

**TAPE** decks.—Due to cancelled South American export order we have been able to purchase on very favourable terms, a limited quantity of a very well-known tape deck in kit form which we are offering at a knock-out price of £6/19/6; full details by return of post from  
**HOTAX PRODUCTS, Ltd.,** 59, Gray's Inn Rd., London, W.C.1. [3163]

**CINE-VOX** disc recording equipments, type C7J for high-quality recordings from existing microphone equipment; price from 28gns; also available as a complete channel inclusive of mic., amplifier and playback equipment, at 70gns; type C7, for highest quality professional requirements—recorder mechanism at 48gns, or complete channel at 110gns; demonstrations arranged in London.  
**PLEASE** write for details to K.T.S., Ltd., "Coplow," Park Rd., Braunton, N. Devon, Tel. Braunton 224. Callers by appointment only [0209]

## GRAMOPHONE AND SOUND EQUIPMENT —SURPLUS AND SECONDHAND

**AS** new, Lowther T.P.I. corner reproducer; £75.—Trueman, 52, Brookfields Rd., Langley, Oldbury, B'ham [3288]

**IMPRESSARIO** tape recorder, unused, complete with mic and tape, guarantee card not completed; £36, carriage paid.—Hay, 3, Primley Gdns., Moortown, Leeds. [3287]

**CONNOISSEUR** Super-L.W. P.U., Sapphire 78 head, little used, £4; Decca P.U., XMS, C. & D. heads, Stylé new, 65s; 2 more XMS heads, 50/-.—M. Williams, 9, King Edward's Rd., Ruislip, Middx. [3234]

**FOR** sale, Vortexion gramophone reproducer, complete with Hartley-Turner speaker model 215, true-bass baffle, A.C. mains, Garrard record player RCT04, R/F unit Denco CT3, enclosed in suitable cabinet; offers.—Bardsley, Upwell, Wisbech, Cambs. [3194]

**NEW** E.M.I./H.M.V. battery tape recorder, ideal for dictating letters whilst travelling, makes on-the-spot recordings, without mains electricity; complete with carrying case, lapel microphone, earphones, loudspeaker, spare batteries and 36 reels of tape; original total cost £120, will accept £70 o.n.o.—Tel. Boxmoor 3636, or write Multicore Solders, Ltd., Hemel Hempstead. [3225]

**PRESTO** disc recorder, 78 or 33, complete, £55; 2 Tannoy amplifiers V/L/UP, EF39, 6J5, 6JG, PX 25, push pull, £10 each; recording motor and play back, ditto on 1 deck, £10; 6ft rack, £3/10; 2 H/DUIY amplifier, KT66, 2, £9 ea.; 4ft 6in racks, 50/- ea.; S/S/Sales cutting; 4ft and Traugrie gear, £10; K.B. head 50/-; Garrard 14/duty motor and t/able £25/10; Master contactor, £5; wanted, cheap mains sets and recording blanks.—Crowe, 35-35, London Rd., Newbury, 850. [3184]

## TRANSMITTING EQUIPMENT

**SCR522,** ET4332B T.U.s for BC375, TI131, TR1430, TR1434 offered.—E.W.S. Co., 69, Church Rd., Moseley, Birmingham. [3115]

**WILCOX-GAY** V.F.O. and crystal multiplier units; small quantities.

**M c E L R O Y - A D A M S** MANUFACTURING GROUP, Ltd., 46, Greyhound Rd., London, W.6. Cables: Hallcraft, London. Tel. Fulham 1138-9. [0201]

## TRANSMITTING EQUIPMENT—SURPLUS & SECONDHAND

**COMPLETE** Pye 80 Mcs. radiotelephone, master station, 3 mobiles with P.A. equipment, guaranteed; £280.

**M c E L R O Y - A D A M S** MANUFACTURING GROUP, Ltd., 46, Greyhound Rd., London, W.6. Cables: Hallcraft, London. Tel. Fulham 1138-9. [0197]

**R.C.A.** transmitters, type ET.4332 and ET.4336, fully reconditioned to maker's spec., complete with V.F.O. crystal multiplier, etc.

**M c E L R O Y - A D A M S** MANUFACTURING GROUP, Ltd., 46, Greyhound Rd., London, W.6. Cables: Hallcraft, London. Tel. Fulham 1138-9. [0196]

## COMPONENTS—RADAR

1.—723AB Klystrons; available in quantity.

2.—Magnetrans type CV.292, complete with cavities.

3.—Large quantity long length 3cm wave guides, junctions, cavities, projectors, radiators, spinners, etc.; immediately available.

ALSO 3cm echo boxes and oscilloscopes.  
**M c E L R O Y - A D A M S** MANUFACTURING GROUP, Ltd., 46, Greyhound Rd., London, W.6. Cables: Hallcraft, London. Tel. Fulham 1138-9.

## NEW COMPONENTS

**CRYSTAL** microphone inserts (Cosmocord Mic-6), guaranteed brand new; 15/6 post free.—Radio-Aids, Ltd. (Retail Dept.), 29, Market St., Watford. [0036]

## MELTON METALLURGICAL LABORATORIES LIMITED

## Liquid Silver

for  
**CERAMICS, MICA  
and PLASTICS**

**SPECIALISTS IN METALLIZING  
CERAMICS**

**Manufacturers of  
high stability U.H.F.  
inductors on ceramic  
formers.**

**42, TOWNGATE STREET,  
POOLE . . . . . DORSET**  
Telephone No.: Poole 1241

**NEW G.E.C., S.T.C. AND "WESTALITE"  
SELENIUM RECTIFIERS.**  
Largest L.T. range in Great Britain.  
Latest Current Products. NOT Surplus.

## CURRENT PRICE LIST\*

**DEDUCT 15% FROM S.T. & C. PRICES.**  
S.T. & C. E.H.T. K3/15, 4/5; K3/45, 8/2;  
K3/50, 8/8; K3/100, 14/8.

**BRIDGE CONNECTED FULL WAVE.**  
17 v. 1.2 a., 16/4; 1.6 a., 26/-; 2.5 a., 29/-;  
3 a., 30/-; 4 a., 34/6; 5 a., 37/6; all post 6d.  
33 v. 0.7 a., 24/3; 1 a., 28/-; 1.5 a., 45/-;  
2 a., 51/-; 3 a., 52/-; 4 a., 62/-; 5 a., 67/-;  
all post 1/-. 54 v. 1 a. 38/6; 1.5 a., 62/-;  
2 a., 69/-; 3 a., 70/-; 5 a., 93/-; 72 v. 1 a., 49/-;  
1.5 a., 78/-; 2 a., 81/-; 3 a., 92/-; 5 a., 122/-;  
100 v. 1 a., 70/-; 1.5 a., 112/-; 2 a., 128/-;  
5 a., 174/-; all post 1/4.

**BRIDGE CONNECTED HEAVY DUTY**  
7½in. SQUARE COOLING FINS. 17 v. 6 a., 49/6; 10 a., 56/-; post 1/10.

**BRIDGE CONNECTED HEAVY DUTY**  
Funnel Cooled, also  
7½in. SQUARE COOLING FINS. Re-vised price, same both types. 17 v. 12 a., 102/-; 20 a., 118/-; 30 a., 164/-; 50 a., £12/15/-; 33 v. 6 a., 91/-; 10 a., 104/-; 12 a., 168/-; 20 a., 188/-; 54 v. 6 a., 120/-; 10 a., 142/-; 72 v. 6 a., 154/-; 10 a., 178/-; 100 v. 6 a., £11; 10 a., £12/15/-; all post 2/-.

**"WESTALITE" (BRIDGE), 12-15 v. D.C.,** 1.2 a., 15/10; 2.5 a., 27/8; 5 a., 29/-; 10 a., 54/6; 20 a., 99/6; 30 a., 144/10; 50 a., 257/-; 24 v. 1.2 a., 15/10; 2.5 a., 27/8; 5 a., 51/-; 10 a., 92/7; 20 a., 176/2; 36 v. 1.2 a., 27/8; 2.5 a., 51/-; 5 a., 69/10; 10 a., 130/9; E.H.T. RECTS., 14D, 134, 22/-; 36 E.H.T. 60 31/10, all post extra.

Wholesale and Retail  
Special Price for Export and Quantity.

## T. W. PEARCE

66 GREAT PERCY STREET, LONDON, W.C.1  
Off Pentonville Rd. Between King's Cross and Angel





*Excellence in  
design..*



### AIR DIELECTRIC TRIMMER

*Protected by Acetate Case*

Capacities from 4 to 70pF in voltages of 500 and 1,000 D.C. Width 16.5 mm. Length 22 mm. Acetate dust cover optional. Insulation over 10,000 megohms. Power factor less than .001.

# OXLEY

**DEVELOPMENTS CO. LTD.**  
**ULVERSTON, NORTH LANCs.**  
TEL.: ULVERSTON 3306

## NEW! RADIO AND TELEVISION COMPONENT CATALOGUE

available on request, to

**J. T. FILMER**  
MAYPOLE ESTATE, BEXLEY, KENT  
Tel: Bexleyheath 7267

## ELECTRONICS

Active representative wanted to sell radio and television tubes also fluorescent lamps and accessories to leading importers, manufacturers and government agencies. Liberal commission. Give experience in first letter to Metropolitan Overseas Supply Corporation, 1133 BROADWAY, NEW YORK.

## TAPE RECORDERS

Your leading Northern Specialists can supply all leading makes from stock.

Guaranteed component parts for the amateur and professional constructor. Also HI-FI-delity amplifiers.

Service and advice after sales. Call for free demonstration and advice.

### ALLEN-DIXON

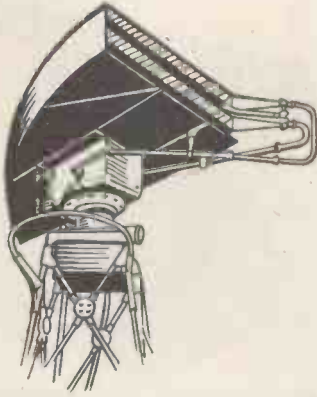
SALES - ELECTRONIC - SERVICE  
229 OXFORD RD., MANCHESTER 13  
Telephone: ARD 4269

### COMPONENTS—SURPLUS AND SECONDHAND

**800** Items in amateur's sale; s.a.e. list.—506, Loughborough Rd., Birstall, Leicestershire [3259]

**TWO** American tubes, radio, 26B5, 6X4, 6X5, 6X6, 6X7, 6X8, 6X9, 6X10, 6X11, 6X12, 6X13, 6X14, 6X15, 6X16, 6X17, 6X18, 6X19, 6X20, 6X21, 6X22, 6X23, 6X24, 6X25, 6X26, 6X27, 6X28, 6X29, 6X30, 6X31, 6X32, 6X33, 6X34, 6X35, 6X36, 6X37, 6X38, 6X39, 6X40, 6X41, 6X42, 6X43, 6X44, 6X45, 6X46, 6X47, 6X48, 6X49, 6X50, 6X51, 6X52, 6X53, 6X54, 6X55, 6X56, 6X57, 6X58, 6X59, 6X60, 6X61, 6X62, 6X63, 6X64, 6X65, 6X66, 6X67, 6X68, 6X69, 6X70, 6X71, 6X72, 6X73, 6X74, 6X75, 6X76, 6X77, 6X78, 6X79, 6X80, 6X81, 6X82, 6X83, 6X84, 6X85, 6X86, 6X87, 6X88, 6X89, 6X90, 6X91, 6X92, 6X93, 6X94, 6X95, 6X96, 6X97, 6X98, 6X99, 6X100, 6X101, 6X102, 6X103, 6X104, 6X105, 6X106, 6X107, 6X108, 6X109, 6X110, 6X111, 6X112, 6X113, 6X114, 6X115, 6X116, 6X117, 6X118, 6X119, 6X120, 6X121, 6X122, 6X123, 6X124, 6X125, 6X126, 6X127, 6X128, 6X129, 6X130, 6X131, 6X132, 6X133, 6X134, 6X135, 6X136, 6X137, 6X138, 6X139, 6X140, 6X141, 6X142, 6X143, 6X144, 6X145, 6X146, 6X147, 6X148, 6X149, 6X150, 6X151, 6X152, 6X153, 6X154, 6X155, 6X156, 6X157, 6X158, 6X159, 6X160, 6X161, 6X162, 6X163, 6X164, 6X165, 6X166, 6X167, 6X168, 6X169, 6X170, 6X171, 6X172, 6X173, 6X174, 6X175, 6X176, 6X177, 6X178, 6X179, 6X180, 6X181, 6X182, 6X183, 6X184, 6X185, 6X186, 6X187, 6X188, 6X189, 6X190, 6X191, 6X192, 6X193, 6X194, 6X195, 6X196, 6X197, 6X198, 6X199, 6X200, 6X201, 6X202, 6X203, 6X204, 6X205, 6X206, 6X207, 6X208, 6X209, 6X210, 6X211, 6X212, 6X213, 6X214, 6X215, 6X216, 6X217, 6X218, 6X219, 6X220, 6X221, 6X222, 6X223, 6X224, 6X225, 6X226, 6X227, 6X228, 6X229, 6X230, 6X231, 6X232, 6X233, 6X234, 6X235, 6X236, 6X237, 6X238, 6X239, 6X240, 6X241, 6X242, 6X243, 6X244, 6X245, 6X246, 6X247, 6X248, 6X249, 6X250, 6X251, 6X252, 6X253, 6X254, 6X255, 6X256, 6X257, 6X258, 6X259, 6X260, 6X261, 6X262, 6X263, 6X264, 6X265, 6X266, 6X267, 6X268, 6X269, 6X270, 6X271, 6X272, 6X273, 6X274, 6X275, 6X276, 6X277, 6X278, 6X279, 6X280, 6X281, 6X282, 6X283, 6X284, 6X285, 6X286, 6X287, 6X288, 6X289, 6X290, 6X291, 6X292, 6X293, 6X294, 6X295, 6X296, 6X297, 6X298, 6X299, 6X300, 6X301, 6X302, 6X303, 6X304, 6X305, 6X306, 6X307, 6X308, 6X309, 6X310, 6X311, 6X312, 6X313, 6X314, 6X315, 6X316, 6X317, 6X318, 6X319, 6X320, 6X321, 6X322, 6X323, 6X324, 6X325, 6X326, 6X327, 6X328, 6X329, 6X330, 6X331, 6X332, 6X333, 6X334, 6X335, 6X336, 6X337, 6X338, 6X339, 6X340, 6X341, 6X342, 6X343, 6X344, 6X345, 6X346, 6X347, 6X348, 6X349, 6X350, 6X351, 6X352, 6X353, 6X354, 6X355, 6X356, 6X357, 6X358, 6X359, 6X360, 6X361, 6X362, 6X363, 6X364, 6X365, 6X366, 6X367, 6X368, 6X369, 6X370, 6X371, 6X372, 6X373, 6X374, 6X375, 6X376, 6X377, 6X378, 6X379, 6X380, 6X381, 6X382, 6X383, 6X384, 6X385, 6X386, 6X387, 6X388, 6X389, 6X390, 6X391, 6X392, 6X393, 6X394, 6X395, 6X396, 6X397, 6X398, 6X399, 6X400, 6X401, 6X402, 6X403, 6X404, 6X405, 6X406, 6X407, 6X408, 6X409, 6X410, 6X411, 6X412, 6X413, 6X414, 6X415, 6X416, 6X417, 6X418, 6X419, 6X420, 6X421, 6X422, 6X423, 6X424, 6X425, 6X426, 6X427, 6X428, 6X429, 6X430, 6X431, 6X432, 6X433, 6X434, 6X435, 6X436, 6X437, 6X438, 6X439, 6X440, 6X441, 6X442, 6X443, 6X444, 6X445, 6X446, 6X447, 6X448, 6X449, 6X450, 6X451, 6X452, 6X453, 6X454, 6X455, 6X456, 6X457, 6X458, 6X459, 6X460, 6X461, 6X462, 6X463, 6X464, 6X465, 6X466, 6X467, 6X468, 6X469, 6X470, 6X471, 6X472, 6X473, 6X474, 6X475, 6X476, 6X477, 6X478, 6X479, 6X480, 6X481, 6X482, 6X483, 6X484, 6X485, 6X486, 6X487, 6X488, 6X489, 6X490, 6X491, 6X492, 6X493, 6X494, 6X495, 6X496, 6X497, 6X498, 6X499, 6X500, 6X501, 6X502, 6X503, 6X504, 6X505, 6X506, 6X507, 6X508, 6X509, 6X510, 6X511, 6X512, 6X513, 6X514, 6X515, 6X516, 6X517, 6X518, 6X519, 6X520, 6X521, 6X522, 6X523, 6X524, 6X525, 6X526, 6X527, 6X528, 6X529, 6X530, 6X531, 6X532, 6X533, 6X534, 6X535, 6X536, 6X537, 6X538, 6X539, 6X540, 6X541, 6X542, 6X543, 6X544, 6X545, 6X546, 6X547, 6X548, 6X549, 6X550, 6X551, 6X552, 6X553, 6X554, 6X555, 6X556, 6X557, 6X558, 6X559, 6X560, 6X561, 6X562, 6X563, 6X564, 6X565, 6X566, 6X567, 6X568, 6X569, 6X570, 6X571, 6X572, 6X573, 6X574, 6X575, 6X576, 6X577, 6X578, 6X579, 6X580, 6X581, 6X582, 6X583, 6X584, 6X585, 6X586, 6X587, 6X588, 6X589, 6X590, 6X591, 6X592, 6X593, 6X594, 6X595, 6X596, 6X597, 6X598, 6X599, 6X600, 6X601, 6X602, 6X603, 6X604, 6X605, 6X606, 6X607, 6X608, 6X609, 6X610, 6X611, 6X612, 6X613, 6X614, 6X615, 6X616, 6X617, 6X618, 6X619, 6X620, 6X621, 6X622, 6X623, 6X624, 6X625, 6X626, 6X627, 6X628, 6X629, 6X630, 6X631, 6X632, 6X633, 6X634, 6X635, 6X636, 6X637, 6X638, 6X639, 6X640, 6X641, 6X642, 6X643, 6X644, 6X645, 6X646, 6X647, 6X648, 6X649, 6X650, 6X651, 6X652, 6X653, 6X654, 6X655, 6X656, 6X657, 6X658, 6X659, 6X660, 6X661, 6X662, 6X663, 6X664, 6X665, 6X666, 6X667, 6X668, 6X669, 6X670, 6X671, 6X672, 6X673, 6X674, 6X675, 6X676, 6X677, 6X678, 6X679, 6X680, 6X681, 6X682, 6X683, 6X684, 6X685, 6X686, 6X687, 6X688, 6X689, 6X690, 6X691, 6X692, 6X693, 6X694, 6X695, 6X696, 6X697, 6X698, 6X699, 6X700, 6X701, 6X702, 6X703, 6X704, 6X705, 6X706, 6X707, 6X708, 6X709, 6X710, 6X711, 6X712, 6X713, 6X714, 6X715, 6X716, 6X717, 6X718, 6X719, 6X720, 6X721, 6X722, 6X723, 6X724, 6X725, 6X726, 6X727, 6X728, 6X729, 6X730, 6X731, 6X732, 6X733, 6X734, 6X735, 6X736, 6X737, 6X738, 6X739, 6X740, 6X741, 6X742, 6X743, 6X744, 6X745, 6X746, 6X747, 6X748, 6X749, 6X750, 6X751, 6X752, 6X753, 6X754, 6X755, 6X756, 6X757, 6X758, 6X759, 6X760, 6X761, 6X762, 6X763, 6X764, 6X765, 6X766, 6X767, 6X768, 6X769, 6X770, 6X771, 6X772, 6X773, 6X774, 6X775, 6X776, 6X777, 6X778, 6X779, 6X780, 6X781, 6X782, 6X783, 6X784, 6X785, 6X786, 6X787, 6X788, 6X789, 6X790, 6X791, 6X792, 6X793, 6X794, 6X795, 6X796, 6X797, 6X798, 6X799, 6X800, 6X801, 6X802, 6X803, 6X804, 6X805, 6X806, 6X807, 6X808, 6X809, 6X810, 6X811, 6X812, 6X813, 6X814, 6X815, 6X816, 6X817, 6X818, 6X819, 6X820, 6X821, 6X822, 6X823, 6X824, 6X825, 6X826, 6X827, 6X828, 6X829, 6X830, 6X831, 6X832, 6X833, 6X834, 6X835, 6X836, 6X837, 6X838, 6X839, 6X840, 6X841, 6X842, 6X843, 6X844, 6X845, 6X846, 6X847, 6X848, 6X849, 6X850, 6X851, 6X852, 6X853, 6X854, 6X855, 6X856, 6X857, 6X858, 6X859, 6X860, 6X861, 6X862, 6X863, 6X864, 6X865, 6X866, 6X867, 6X868, 6X869, 6X870, 6X871, 6X872, 6X873, 6X874, 6X875, 6X876, 6X877, 6X878, 6X879, 6X880, 6X881, 6X882, 6X883, 6X884, 6X885, 6X886, 6X887, 6X888, 6X889, 6X890, 6X891, 6X892, 6X893, 6X894, 6X895, 6X896, 6X897, 6X898, 6X899, 6X900, 6X901, 6X902, 6X903, 6X904, 6X905, 6X906, 6X907, 6X908, 6X909, 6X910, 6X911, 6X912, 6X913, 6X914, 6X915, 6X916, 6X917, 6X918, 6X919, 6X920, 6X921, 6X922, 6X923, 6X924, 6X925, 6X926, 6X927, 6X928, 6X929, 6X930, 6X931, 6X932, 6X933, 6X934, 6X935, 6X936, 6X937, 6X938, 6X939, 6X940, 6X941, 6X942, 6X943, 6X944, 6X945, 6X946, 6X947, 6X948, 6X949, 6X950, 6X951, 6X952, 6X953, 6X954, 6X955, 6X956, 6X957, 6X958, 6X959, 6X960, 6X961, 6X962, 6X963, 6X964, 6X965, 6X966, 6X967, 6X968, 6X969, 6X970, 6X971, 6X972, 6X973, 6X974, 6X975, 6X976, 6X977, 6X978, 6X979, 6X980, 6X981, 6X982, 6X983, 6X984, 6X985, 6X986, 6X987, 6X988, 6X989, 6X990, 6X991, 6X992, 6X993, 6X994, 6X995, 6X996, 6X997, 6X998, 6X999, 6X1000, 6X1001, 6X1002, 6X1003, 6X1004, 6X1005, 6X1006, 6X1007, 6X1008, 6X1009, 6X1010, 6X1011, 6X1012, 6X1013, 6X1014, 6X1015, 6X1016, 6X1017, 6X1018, 6X1019, 6X1020, 6X1021, 6X1022, 6X1023, 6X1024, 6X1025, 6X1026, 6X1027, 6X1028, 6X1029, 6X1030, 6X1031, 6X1032, 6X1033, 6X1034, 6X1035, 6X1036, 6X1037, 6X1038, 6X1039, 6X1040, 6X1041, 6X1042, 6X1043, 6X1044, 6X1045, 6X1046, 6X1047, 6X1048, 6X1049, 6X1050, 6X1051, 6X1052, 6X1053, 6X1054, 6X1055, 6X1056, 6X1057, 6X1058, 6X1059, 6X1060, 6X1061, 6X1062, 6X1063, 6X1064, 6X1065, 6X1066, 6X1067, 6X1068, 6X1069, 6X1070, 6X1071, 6X1072, 6X1073, 6X1074, 6X1075, 6X1076, 6X1077, 6X1078, 6X1079, 6X1080, 6X1081, 6X1082, 6X1083, 6X1084, 6X1085, 6X1086, 6X1087, 6X1088, 6X1089, 6X1090, 6X1091, 6X1092, 6X1093, 6X1094, 6X1095, 6X1096, 6X1097, 6X1098, 6X1099, 6X1100, 6X1101, 6X1102, 6X1103, 6X1104, 6X1105, 6X1106, 6X1107, 6X1108, 6X1109, 6X1110, 6X1111, 6X1112, 6X1113, 6X1114, 6X1115, 6X1116, 6X1117, 6X1118, 6X1119, 6X1120, 6X1121, 6X1122, 6X1123, 6X1124, 6X1125, 6X1126, 6X1127, 6X1128, 6X1129, 6X1130, 6X1131, 6X1132, 6X1133, 6X1134, 6X1135, 6X1136, 6X1137, 6X1138, 6X1139, 6X1140, 6X1141, 6X1142, 6X1143, 6X1144, 6X1145, 6X1146, 6X1147, 6X1148, 6X1149, 6X1150, 6X1151, 6X1152, 6X1153, 6X1154, 6X1155, 6X1156, 6X1157, 6X1158, 6X1159, 6X1160, 6X1161, 6X1162, 6X1163, 6X1164, 6X1165, 6X1166, 6X1167, 6X1168, 6X1169, 6X1170, 6X1171, 6X1172, 6X1173, 6X1174, 6X1175, 6X1176, 6X1177, 6X1178, 6X1179, 6X1180, 6X1181, 6X1182, 6X1183, 6X1184, 6X1185, 6X1186, 6X1187, 6X1188, 6X1189, 6X1190, 6X1191, 6X1192, 6X1193, 6X1194, 6X1195, 6X1196, 6X1197, 6X1198, 6X1199, 6X1200, 6X1201, 6X1202, 6X1203, 6X1204, 6X1205, 6X1206, 6X1207, 6X1208, 6X1209, 6X1210, 6X1211, 6X1212, 6X1213, 6X1214, 6X1215, 6X1216, 6X1217, 6X1218, 6X1219, 6X1220, 6X1221, 6X1222, 6X1223, 6X1224, 6X1225, 6X1226, 6X1227, 6X1228, 6X1229, 6X1230, 6X1231, 6X1232, 6X1233, 6X1234, 6X1235, 6X1236, 6X1237, 6X1238, 6X1239, 6X1240, 6X1241, 6X1242, 6X1243, 6X1244, 6X1245, 6X1246, 6X1247, 6X1248, 6X1249, 6X1250, 6X1251, 6X1252, 6X1253, 6X1254, 6X1255, 6X1256, 6X1257, 6X1258, 6X1259, 6X1260, 6X1261, 6X1262, 6X1263, 6X1264, 6X1265, 6X1266, 6X1267, 6X1268, 6X1269, 6X1270, 6X1271, 6X1272, 6X1273, 6X1274, 6X1275, 6X1276, 6X1277, 6X1278, 6X1279, 6X1280, 6X1281, 6X1282, 6X1283, 6X1284, 6X1285, 6X1286, 6X1287, 6X1288, 6X1289, 6X1290, 6X1291, 6X1292, 6X1293, 6X1294, 6X1295, 6X1296, 6X1297, 6X1298, 6X1299, 6X1300, 6X1301, 6X1302, 6X1303, 6X1304, 6X1305, 6X1306, 6X1307, 6X1308, 6X1309, 6X1310, 6X1311, 6X1312, 6X1313, 6X1314, 6X1315, 6X1316, 6X1317, 6X1318, 6X1319, 6X1320, 6X1321, 6X1322, 6X1323, 6X1324, 6X1325, 6X1326, 6X1327, 6X1328, 6X1329, 6X1330, 6X1331, 6X1332, 6X1333, 6X1334, 6X1335, 6X1336, 6X1337, 6X1338, 6X1339, 6X1340, 6X1341, 6X1342, 6X1343, 6X1344, 6X1345, 6X1346, 6X1347, 6X1348, 6X1349, 6X1350, 6X1351, 6X1352, 6X1353, 6X1354, 6X1355, 6X1356, 6X1357, 6X1358, 6X1359, 6X1360, 6X1361, 6X1362, 6X1363, 6X1364, 6X1365, 6X1366, 6X1367, 6X1368, 6X1369, 6X1370, 6X1371, 6X1372, 6X1373, 6X1374, 6X1375, 6X1376, 6X1377, 6X1378, 6X1379, 6X1380, 6X1381, 6X1382, 6X1383, 6X1384, 6X1385, 6X1386, 6X1387, 6X1388, 6X1389, 6X1390, 6X1391, 6X1392, 6X1393, 6X1394, 6X1395, 6X1396, 6X1397, 6X1398, 6X1399, 6X1400, 6X1401, 6X1402, 6X1403, 6X1404, 6X1405, 6X1406, 6X1407, 6X1408, 6X1409, 6X1410, 6X1411, 6X1412, 6X1413, 6X1414, 6X1415, 6X1416, 6X1417, 6X1418, 6X1419, 6X1420, 6X1421, 6X1422, 6X1423, 6X1424, 6X1425, 6X1426, 6X1427, 6X1428, 6X1429, 6X1430, 6X1431, 6X1432, 6X1433, 6X1434, 6X1435, 6X1436, 6X1437, 6X1438, 6X1439, 6X1440, 6X1441, 6X1442, 6X1443, 6X1444, 6X1445, 6X1446, 6X1447, 6X1448, 6X1449, 6X1450, 6X1451, 6X1452, 6X1453, 6X1454, 6X1455, 6X1456, 6X1457, 6X1458, 6X1459, 6X1460, 6X1461, 6X1462, 6X1463, 6X1464, 6X1465, 6X1466, 6X1467, 6X1468, 6X1469, 6X1470, 6X1471, 6X1472, 6X1473, 6X1474, 6X1475, 6X1476, 6X1477, 6X1478, 6X1479, 6X1480, 6X1481, 6X1482, 6X1483, 6X1484, 6X1485, 6X1486, 6X1487, 6X1488, 6X1489, 6X1490, 6X1491, 6X1492, 6X1493, 6X1494, 6X1495, 6X1496, 6X1497, 6X1498, 6X1499, 6X1500, 6X1501, 6X1502, 6X1503, 6X1504, 6X1505, 6X1506, 6X1507, 6X1508, 6X1509, 6X1510, 6X1511, 6X1512, 6X1513, 6X1514, 6X1515, 6X1516, 6X1517, 6X1518, 6X1519, 6X1520, 6X1521, 6X1522, 6X1523, 6X1524, 6X1





now  
more than  
ever  
**SAVAGE  
TRANSFORMERS**

are meeting the special-  
ists need in every elec-  
tronic field. Our 26  
years of research and  
experience is at your  
disposal.



**NURSTEED ROAD,  
DEVIZES, WILTS.**  
Telephone: **DEVIZES 536**

**VALVES WANTED**  
ALL types of valves required for cash; state quantity and condition.—Radio Facilities, Ltd., 38, Chalcot Rd., N.W.1. Primrose 9090. [3260]

**BATTERIES**  
AMAZING battery offer! Very large purchase of all-dry H.T./L.T. batteries enables us to make this special offer: 2 batteries 72v H.T., plus 1 1/2v L.T., for 5/-, post and packing 1/8; all of recent manufacture and are tested by us for full voltage before despatch; note: these batteries are layer built and will last for several years if properly stored; apply now. Walton's Wireless Stores, 48, Stafford St., Wolverhampton. [0061]

**CABINETS**  
LEWIS RADIO have the best selection and finest finish.—See page 158. [0224]

**CABINETS** made to order. Send details for quotations.  
BASS Reflex cabinets, finished in peridot or contemporary styles.—See display advertisement. Page No. 162.  
CABINETS for Goodmans and other loudspeakers. (We submitted to Goodmans a Bass Reflex cabinet of their design for testing, and this has been approved by them as suitable for the speaker for which it was made.) You can see your cabinet being made in our cabinet making shop. Open till 5.30 Saturdays.  
A. DAVIES & Co. (Cabinet Makers), 3, Parkhill Place, off Parkhill Rd., Hampstead, N.W.3. Gulliver 5775. [3221]

**WALNUT** radiogram cabinets; details.—Cabinetware, 1a, Heyes St., Blackburn. [0091]

**WALNUT** radiogram and television cabinets, soundly constructed; stamp for details.—R. Shaw, 69, Fairlop Rd., Leytonstone, E.11. [3193]

**REPAIRS AND SERVICE**  
MANS transformers rewound, new transformers to any specifications.  
MOTOR rewinds and complete overhauls; first-class workmanship; fully guaranteed.  
F.M. ELECTRIC Co., Ltd., Potters Bldgs., Warser Gate, Nottingham. Est. 1917. Tel. 47898. [0113]

**LOUDSPEAKERS** repaired promptly.—Model Loudspeaker Service, Bullingdon Rd., Oxford. [3192]

**SERVICE** sheets for hire or sale, over 2,000 models, radio and television; s.a.e. enquiries.—W. Gilbert, 24, Frithville Gardens, London, W.12. [2874]

**TRANSFORMER** rewind service, mains, E.H.T. transformers and chokes, prompt delivery, range of replacement types ex-stock or manufactured to your specification.  
METROPOLITAN RADIO SERVICE Co., 75, Kilburn Lane, London, W.10. Ladbroke 2296. [0200]

**MANS** transformers, E.H.T. line outputs, chokes and field coils, etc., promptly and efficiently rewound or manufactured to any specification; 12 months' guarantee.  
LADBROKE REWIND SERVICE, Ltd. 820a, Harrow Rd., Kensal Rise, N.W.10. Lad. 0914. [0022]

**ELECTRICAL** test instruments repaired and standardized, all types British or American, ammeters, voltmeters, ohmmeters DC/AC multi-range meters, etc.; meters converted to specification.

**THE ELECTRICAL INSTRUMENT REPAIR SERVICE**, 329, Kilburn Lane, London, W.9. Tel. Lad 4168. [2821]

**AUDIO** Equipment repaired/rewound or modified, disk or tape recorders/amplifiers/sound projectors, quotations without obligation, extended payments available above £15.—Bernard J. Brown, 33, Goldhawk Rd., London, W.12. [0025]

**24-HOUR** service, 6 months' guarantee, any transformer; rewind, mains outputs and i.f.s., etc.; all types of new trans., etc., supplied to specification; business heading or service card for trade prices.—Majestic Winding Co., 180, Windham Rd., Bournemouth. [2526]

**AS** professional sound recordists and members of the Association of Professional Recording Studios, we are particularly well qualified to give advice and service on all aspects of sound recording and reproduction. Design of tape equipment a speciality. Circuits designed, repairs and modifications carried out quickly. Advice freely given. See also below:—

**COMPREHENSIVE** service to trade and amateur; design, manufacture and repair of electronic equipment carried out by specialists; equal attention given to small or large orders. See also below:—Autochargers, 48-hour service, cleaning and adjusting at fixed price of 45/- plus carriage; also all repairs carried out; trade enquiries invited; callers by appointment only please.—Ariel Sound, 57, Lancaster Mews, London, W.2. Tel. Paddington 5092 (2 lines). [0028]

**A**RMATURE rewinding service to the trade, vacuum, drills, grinders, hood dryers, dental motors, vacuum cleaner armatures replaced from stock, 24 hours service; every job guaranteed; we also specialise in complete overhauls and rebuilds of vacuum cleaners; all vacuum cleaner parts, hoses, bearings, fans, brushes, for any make in stock.—Regam Electric, 95, Park Lane, Leeds. 1. [0028]

**EARLS COURT VISITORS**



Invite you to complete your tour of inspection with a visit to their **DEMONSTRATION ROOM** at **WALTERS ROAD, HOLLOWAY.**

We are quite near to Nags Head Corner, and the Piccadilly Line will bring you direct from EARLS COURT to HOLLOWAY ROAD Station, which is only a few minutes walk from our premises.

BUS No. 43 from the City or BUS No. 29 from the West End pass the door.

TROLLEY BUSES from Moorgate, Holborn Circus and Tottenham Court Road all come to Nags Head Corner.

**WE SHALL BE OPEN DAILY FROM 9 a.m. to 6 p.m. (Saturdays until 5 p.m.) AND SHALL BE DELIGHTED TO DEMONSTRATE OUR NEW RADIOGRAM CHASSIS, RADIOGRAMS AND AMPLIFIER AS DESCRIBED ON PAGES 82 and 129 TOGETHER WITH OUR RANGE OF TELEVISION RECEIVERS SHOWN BELOW.**



"T.V.5. showing easy removal of 'RF and 'AF strip."

Our Television models incorporate all the very latest designs and give you a **TRUE BLACK AND WHITE PICTURE.** All models have 19-valve Superheterodyne Circuits with instantaneous 5-channel selector switching and aluminised, rectangular, flat-faced Cathode Ray Tubes with tinted filter. **PROVISION IS NOW MADE FOR A 13-CHANNEL ADAPTOR WHICH WILL BE AVAILABLE AT A NOMINAL CHARGE WHEN REQUIRED.**

- T.V.5 14in. Chassis, £54/0/3, inc. P.T.
- T.V.5 14in. Table, £61/19/-, inc. P.T.
- T.V.5 14in. Console, £72/9/-, inc. P.T.
- T.V.5 17in. Chassis, £64/15/11, inc. P.T.
- T.V.5 17in. Console, £82/19/-, inc. P.T.


**ARMSTRONG WIRELESS & TELEVISION CO. LTD.**

WALTERS ROAD, HOLLOWAY, LONDON, N.7

Telephone: **North 3213/4**



# TUNERS—



- S6BS** 9 Band (6 Electrical band spread) with R.F. F.C. 2 I.F. Delayed Amplified A.V.C. Variable Selectivity. Fly Wheel Tuning. Tropicalised. Suitable for use with any High Quality Amplifier. £44. Tax paid.
- S6** A new model similar to the well-known S6BS but only 3 Wave Bands; 16m-50m, 195m-550m, 800m-2,000m. £30. Tax paid.
- S6E** As S6 but 4 Wave Bands; 12.5-m-37m, 35m-100m, 90m-250m, 190m-550m. £30. Tax paid.
- S5** 3 Wave Bands, 16m-2,000m, R.F. pre-Amplifier, variable selectivity I.F. Delayed amplifier A.V.C. £21/6/8. Tax paid.
- S5E** As S5 but 12.5m-550m. £21/6/8. Tax paid.
- S4** The Standard high-quality Feeder Unit. Specification as S5 but without R.F. amplifier. £16. Tax paid.

A modified version of all models is available for use with Leak, Acoustical and other High Quality Amplifiers.

**C. T. CHAPMAN (Reproducers) LTD.**  
**RILEY WKS., RILEY ST., CHELSEA, S.W.10.**  
 FLAxman 4577/8.  
*Export Enquiries Invited*

## AUTOMATIC (TIME) SWITCHES

New and reconditioned 15 day clockwork and electric switches from **35/-**

Send S.A.E. for illustrated details to—  
**DONOHUE (TIMERS) GEORGE STREET NORTH SHIELDS, NORTHUMBERLAND**

## UNIVERSAL METER SHUNTS

for 1 mA x 100 Ohm and 500  $\mu$ A 500 Ohm meters. Accuracy 1%. Five Range model. No calibration or adjustment needed. S51A (1 mA) covers 2, 10, 50, 200 and 1,000 mA. S505A ( $\frac{1}{2}$  mA) covers 1, 5, 25, 100 and 500 mA.

Price 15/- each  
 Trade enquiries invited

**R. MASSEY, 58, WAKEFIELD AVE., HULL**



**BASS REFLEX CABINETS** in Walnut, Mahogany or Oak. 12in. Speaker Model £10 0 0  
 10in. " " £9 10 0  
 8in. " " £9 0 0

Complete Range of Bass Reflex Cabinets. We can finish in period or contemporary styles.

**CORNER REFLEX CABINETS** for Axiom 22 and Axiom 150 Mk. II veneered and French polished from £15, carriage paid.

Cabinets made to order.  
 Armstrong Chassis and Amplifiers.  
 The Leak TL10 Amplifier.  
**LOUDSPEAKERS**  
 H.P. Terms available.

**A. DAVIES & Co. (Cabinet Makers)**  
 3 Parkhill Place, off Parkhill Road, London, N.W.3. **GULLIVER 5775.**

**PAINTS, CELLULOSE, ETC.**  
 PAINT spraying handbook, 3/8 post free, cellulose and synthetic paints and all spraying requisites supplied; catalogues free.—**Leopard Brooks, 53, Harold Wood, Romford.** [0207]

**MACHINERY FOR SALE**  
 UNUSED and as new, 5kW G.E.C. high frequency induction heating and melting set, complete with various accessories, owner selling due to reorganisation at one-third cost; can be inspected working at—**Davidsons Eng. (Mach.) Ltd., Garratt St., Manchester, 10. Tel. Collyhurst 1610. Price £350.** [3223]

**BUSINESS AND PROPERTY**  
**RADIO** electrical business, Worthing; modern shop and home, trade £4,300 p.a., long lease valuable agencies; price £2,750 S.A.V.—**Charles & Co., 221, Tarring Rd., W. Worthing.** [3222]

**BUSINESS OPPORTUNITIES**  
**OLD-ESTABLISHED** firm of exporters in the electronic field, invite manufacturer seeking overseas sales to communicate Box 0239. [0252]

**RADIO** Consultant (part-time), use of furnished office and facilities and retainer for nominal services. Croydon area.—**Box 6676.** [3217]

**WORK WANTED**  
**ASSEMBLY**, wiring of all types of electronic eqpt., control panels, switchboards, etc.—**R.A.E., 377, High Rd., London, N.2.** [0219]

**SMALL** versatile firm has electronic, winding and engineering capacity; comprehensive measurement facilities; A.I.D. approved.—**Bel, Marlborough Yard, Archway, N.19. Arc. 5078.** [0183]

**MISCELLANEOUS**  
**COIL** winding machines; from £15.—**Hawkins, 170, Witton Rd., Birmingham, 6.** [2879]

**LAMP**SHADE makers! Old legal handwritten parchments, 1/- per sq ft; piece with seals 1/- extra.—**BDC(ww), 591, Green Lanes, London, N.8.** [3134]

**STEEL** lattice and guyed radio masts, 100ft high, for sale, delivery from stock, excellent condition.—**Bellmans, Terminal House, S.W.1.** [3072]

**METALWORK**, all types cabinets, chassis, racks, etc., to your own specifications; capacity available for small milling and capstan work up to lin bar.  
**PHILPOTT'S METAL WORKS, Ltd. (G4B1), Chapman St., Loughborough.** [0208]

**HS-30** headset complete with plug PL-55 and A transfo C-410, new original Signal Corps packing, stocked free warehouse zone, Holland—**T. Majsowski, 6 Rue Vandermeier, Brussels, Belgium.** [3274]

**PLYWOOD—Hardboards.** Send s.a.e. for free price lists and samples, including  $\frac{3}{16}$ in mahogany ply 10d sq ft, sheets 72in x 36in; hardboard all sizes, from 6d sq ft; free delivery (100 miles).—**N. Gerver, 2-10, Mare St., London, E.8. Amherst 5806.** [0027]

**S.P.s, L.P.s,** and now extended play discs from your tapes! (8min, 8in side, 33 $\frac{1}{3}$ ); Ferroglyph recorders, microphones, tape, blank discs, Grundig accessories; prompt postal service.—**"Erolca" Recording Services, Peel St., Eccles, Manchester. Tel. Eccles 1624. Director, Thurlow Smith, A.R.M.C.M.** [0121]

**COPPER** wires enamelled, tinned, Litz, cotton, silk covered, all gauges; B.A. screws, nuts, washers, soldering irons, eyelets, coneite and laminated bakelite panels, tubes, coil formers; Tufnol rod, headphones, flexes, etc.; latest radio publications, full range available; list s.a.e.; trade supplied.—**Post Radio Supplies, 33, Bourne Gardens, London, E.4.** [0138]

**NOTICES**  
**BRITISH SOUND RECORDING ASSOCIATION.** Details of membership, open to the professional sound recording engineer and all others interested in recording high quality reproduction and other branches of audio engineering, together with details of the London lecture programme and the Manchester, Portsmouth and Cardiff Centres, may be obtained from the Hon. Membership Secretary, **H. J. Houlgate, A.M.I.E.E., 12, Strongbow Rd., Eltham, S.E.9.** [0031]

**PATENTS**  
**THE** proprietor of British Patent No. 653484, entitled "Two-coordinate radar system," offers same for licence or otherwise to ensure practical working in Great Britain.—**Inquiries to Singer, Stern & Carlberg, 14, E. Jackson Blvd., Chicago 4, Illinois, U.S.A.** [3095]

**AGENCIES WANTED**  
**ELECTRONICS** rep. with good connections aircraft, marine, motor and general trades, contemplates own agency and would be interested to hear from good class companies desiring representation. Instruments, communications (land and marine), electronic sub-contracts and sheet metal work; operating from London area to line Liverpool/Hull, and would consider sole agency in Essex, Kent and Hants.—**Further details to Box 6946.** [3282]

**SITUATIONS VACANT**  
 The engagement of persons answering these advertisements must be made through the local office of the Ministry of Labour and National Service, etc., if the applicant is a man aged 18-64 or a woman aged 18-59 inclusive, unless he or she or the employer accepted from the provisions of The Notification of Vacancies Order 1952.

**TV** improver drivers wanted; commencing salary £7/10.—**Box 6762.** [3229]

# POTENTIOMETERS



Wire-wound and Composition types. Single, Ganged, Tandem Units. Characteristics: linear, log., semi-log., non-inductive, etc. Full details on request.

# RELIANCE

**RELIANCE MFG., CO. (SOUTHWARK), LTD**  
 SUTHERLAND ROAD, HIGHAM HILL, WALTHAMSTOW, E.17.  
 Telephone: Larkwood 3245

Purchase or hire your  
**'VORTEXION TAPE RECORDER'**  
 & ASSOC. EQUIPMENT FROM  
**GRIFFITHS HANSEN (Recordings) LTD.**  
 32/33 GOSFIELD ST., LONDON, W.1.  
 MUSEum 0642/2771.

**Z & I AERO SERVICES LTD.**  
 19, Buckingham Street, London, W.C.2.  
 Tel. TRAFalgar 2371/2  
 Special Supplies of Test Equipment to Laboratories: Signal Generators TF144G, Freq. Met. BC221, Output Power Met. Type 8. Also American and British Aircraft, Radio and Test Equipment.

We urgently require American Equipment.

# ENGINEERS!

Whatever your age or experience, you must read "ENGINEERING OPPORTUNITIES." Full details of the easiest way to pass A.M.I.Mech.E., A.M.I.C.E. U. & G. (Electrical, etc.), General Cert., etc., on "NO PASS—NO FEE" terms and details of Course in all branches of Engineering—Mechanical, Electrical, Civil, Auto., Aero., Radio, etc., Building etc. If you're earning less than £15 a week, tell us what interests you and write for your copy of "ENGINEERING OPPORTUNITIES" today—FREE

**B.I.E.T.**  
 387 Colclough House, 29-31, Wrikt's Lane, London, W.8.

BRITISH INSTITUTE OF ENGINEERING TECHNOLOGY

# GALPIN'S

ELECTRICAL STORES

408 HIGH STREET, LEWISHAM, S.E.13

Tel: Lee Green 0309. Nr. Lewisham Hospital.

TERMS: CASH WITH ORDER. NO C.O.D.

All goods sent on 7 days' approval against cash.

EARLY CLOSING DAY THURSDAY

**Ex-W.D. U.S.A. HAND GENERATORS**, less winding handle, output 425 volts at 110 mA., at 6.3 v., 2½ amps., complete with smoothing, 30/- each, carriage 2/6.

**Ex-U.S.A. ROTARY CONVERTORS**, 12 volts D.C. input, outputs 500 volts, 50 mA., 275 v. 100 mA. Complete with smoothing, 22/6 each carriage 2/6. As new.

**Ex-NAVAL ROTARY CONVERTORS**, 110 v. D.C. input, 230 volts A.C. 50 cy., 1 ph. 250 watts output. Weight approx. 100 lb. £12/10/-, c/forward.

**CONVERTORS**, 400 watts output, 24 volts D.C. input, 50 volts 50 cycles 1 phase output. Complete with step-up transformer from 50 volts to 230 volts at 400 watts. £12/10/- each C/F. Ditto 200 watts. £9/10/- each C/F, fully guaranteed.

**ROTARY CONVERTORS**, 230 volts D.C. input, 230 volts A.C. output. 50 cycles 1 phase at 250 watts. £15 each C/F.

**HEAVY DUTY CHARGERS**, 200/250 volts A.C. Input 36 volts at 36 amps. Output D.C. £25. C/F.

**METERS**, Moving coil, 0 to 14 amps., 18/6 each. Ditto, Moving iron, suitable for A.C. 0 to 30 amps., 25/- each. Another moving coil, 100 to 250 amps., D.C. 35/- each, all 4in. scale.

**ELECTRIC LIGHT CHECK METERS**, useful for sub-letting, garages, etc., all for 200/250 volts A.C. mains, 5 amp. load, 19/- each; 10 amps., 22/6; 20 amps., 27/-; 25 amps., 32/6.

**DIMMER RESISTANCES**, Large type 2,000 watts rating, 45/- each, carriage 5/-.

**LARGE STUD TYPE DIMMER RESISTANCES** for 200/250 volts at 400 watts, 32/6 each.

**MAINS TRANSFORMERS (NEW)**, input 200/250 volts in steps of 10 volts, output 350/0/350 volts, 180 m/amps, 4 volts 4 amps., 5 volts 3 amps., 6.3 volts 4 amps., 45/- each, post 1/6; another 350/0/350 volts 180 m/amps., 6.3 volts 8 amps., 0/4/5 volts 4 amps., 45/- each, post 1/6; another 500/0/500 volts 150 amps., 4 volts 4 amps. C.T., 6.3 volts 4 amps., C.T., 5 volts 3 amps., 47/6 each, post 1/6; another 425/0/425 volts 160 m/amps., 6.3 volts 4 amps. C.T., twice 5 volts 3 amps., 47/6 each, post 1/6.

**MAINS TRANSFORMERS**, 200-250 volts input, output 400/0/400 volts, 280 m/amps., 6.3 v. 8 a., 2 v. 3 a., 5 v. 3 a., 4 v. 2 a., 4 v. 2 a., the last two heaters insulated at 8,000 volts, 85/- each; another 200/230 volts input, output tapped 0, 9, 18 volts at 4 amps., 25/- each, post 1/-.

**EX-RADAR MAINS TRANSFORMERS**, Input 230 volts. Output 4 or 5 Kilo-volts at 3J min., also 3 L.T. windings 4 v. 2 a., 6.3 v. 2 a., 2 v. 2 a., these transformers are capable of a larger output than stated and are immersed in oil. £3/15/- each, carriage 5/-.

**HEAVY DUTY LT. OUTPUT TRANSFORMERS** 200 250 volts input. Output a combination of 6, 12, 18 and 24 volts at 30 amps. £4/2/6 each, C/paid.

Another input as above. Output 0, 6, 12, 18, 24 volts at 12 amps., 55/- each, post 2/-.

Another input as above. OUTPUT 0, 6, 12, 18, 24 volts 6/8 amps., 46/6 each.

**HEAVY DUTY L.T. TRANSFORMERS**, suitable for rectifiers, soil heating, etc. Input 200/250 volts. Output a combination of 6, 12, 18, 24, 30, 36 volts at 15 amps., 67/6 each, post 2/6.

Another input and output as above but at 6 amps., 47/6, post 2/-.

Another input and output as above but at 4 amps., 36/6 each.

**HEAVY DUTY SPOT WELDER TRANSFORMERS**, input 200/250 volts. OUTPUT a combination of 2, 4, 6, 8, 10, 12 volts at 120/150 amps. New £6/15/- each, carriage 6/-.

**LIGHT ARC WELDING TRANSFORMERS** 200/250 volts input. Output 40/60 volts. 30/40 amps., £7/5/- each.

**MEDIUM SPOT WELDING TRANSFORMERS**, input 200/250 volts, OUTPUT a combination of 2, 4, 6, 8, 10, 12 volts at 50/70 amps., new £5/2/6, C/paid.

**1,000 WATT AUTO WOUND VOLTAGE CHANGER TRANSFORMER** tapped 0/110/200/230/250 volts. £5/15/- each, carriage 4/6.

1,500 watt ditto, £7/15/-, carriage 7/6.

350 watt 55/-, 500 watt 75/-, 200 watt, 45/-.

Clients in Eire, please allow at least double the carriage stated to allow for customs clearance charges.

## SITUATIONS VACANT

### JERSEY Civil Service.

THE Civil Service Board of the States of Jersey invites applications for a post of Radio Technician in the States' Telecommunications Department.

CANDIDATES must have sound technical knowledge, and good practical experience in the installation and maintenance of electronic aids to navigation, wireless transmitters and receivers; City and Guilds Certificate in Telecommunications Engineering, or a pass in the Ministry of Transport and Civil Aviation's qualifying test for Radio Technicians an advantage.

SALARY £420 rising to £530 with prospects of establishment in the Jersey Civil Service after a qualifying period.

APPLY in writing to the Greffer of the States, States' Greffe, Jersey, stating date of birth and full details of education, technical training, qualifications and experience, enclosing copies of two recent testimonials and giving names and addresses of two referees. Closing date September 11th, 1954. [3251]

### TECHNICAL supervisor required by

**NIGERIA** for one tour of 15-24 months with option of appointment either (a) on agreement with prospect of permanent and pensionable employment in salary scale (including expatriation pay) £1,210 rising to £1,315 a year, or (b) on contract in a temporary capacity with salary (including expatriation pay) £1,307 rising to £1,453 a year. Gratuity at the rate of £150 a year. Outfit allowance of up to £60. Free passages for officer and wife. Assistance towards cost of children's passages or grant up to £150 annually for maintenance in U.K. Liberal leave on full salary. Candidates must hold C. and G. Intermediate Certificate in Tele-communications Engineering and have passed the final paper in (1) Line Transmission II, or (2) Telegraphy II, or (3) Radio IV and should have had considerable experience in the maintenance of V.H.F. multi-channel equipment and associated carrier and V.F. telegraph equipment at major V.H.F. terminals. Write to the Crown Agents, 4, Millbank, London, S.W.1. State age, name in block letters, full qualifications and experience and quote M2C/30626/WF. Candidates at present employed by the G.P.O. should submit their applications through their Establishment Division. [3252]

### SENIOR Radio Engineer required by

**VIDOR-BURNEPT, Ltd.**, for their laboratory engaged on portable and domestic receiver design, applications invited from candidates having previous experience on similar work, outlining their qualifications, age, salary expectations, etc., to—Personnel Manager, Vidor-Burnept, Ltd., West St., Erith. [3248]

### NORTHERN Polytechnic, Holloway, London, N.7.

THE Governing Body invite immediate applications for appointment as full-time Lecturer in Telecommunications Engineering for the three-year full-time course in preparation for the Full Technological Certificate of the City & Guilds of London Institute in Telecommunications Engineering. A knowledge of radar and television engineering is desirable. Salary scale—£940 x £25—£1,040 plus London Allowance. Form of application, together with full particulars, will be forwarded on receipt of a stamped, addressed foolscap envelope.

CL. H. CURRELL, A.S.A.A. [3284]

### ST. CRISPIN HOSPITAL, Duston, Northampton.

**ELECTRO-Encephalography Recordist, Grade 1**, required at the above hospital for Mental and nervous disorders, for a new E.E.G. department to be opened in the near future. The hospital has 1,250 beds and is situated three miles from Northampton. Whitley Council Scales and conditions. Excellent social amenities. APPLICATIONS giving full details and names of two referees to the Physician Superintendent within fourteen days of the appearance of this advertisement. [3238]

### FERGUSON RADIO CORPN., Ltd., have vacancies for:

**SENIOR** Engineers with initiative and sound sound technical background for work on a wide range of projects in the field of electronics including television, radio communications and test equipment; permanent posts for men able to carry responsibility in rapidly expanding department offering exceptional promotion and long term prospects.

**JUNIOR** engineers of ability for work on development projects offering a wide experience in the fields of television, radio communications and test equipment with excellent prospects for advancement, vacancies exist in laboratories situated at both Enfield and Spennymoor Co. Durham; these laboratories are well equipped and working conditions excellent; successful applicants eligible for Company's pension and life assurance scheme, applications specifying the post for which application is made and giving full particulars as to age, qualifications and experience, etc., to—Personnel Manager, Ferguson Radio Corp., Ltd., Gt. Cambridge Rd., Enfield. [3271]

**ONE** qualified electronic engineer or physicist required, with experience of electronic development work. Apply. R. Y. Pickering & Co., Ltd., Wislaw. [3197]

# BRING THE NEW DUODE



## INTO YOUR OWN HOME FOR TEST AND PROVE ITS NATURALNESS FOR YOURSELF

During the past six years many people have had Duodes to try in their own homes when they have been unable to obtain satisfactory demonstrations locally.

When these trials have been made with a good amplifier and even moderately good cabinet, the verdict has almost invariably been an appreciative letter and decision to keep the Duode, either by outright purchase or on very fair H.P. terms.

The difference between Duode sound and ordinary radio or record reproduction, whether called hi-fi or not, can perhaps be paralleled by comparing frozen peas with the tinned variety. If you have done this, and also tried at the same time a few fresh garden peas as your standard of comparison, you will understand our point immediately. If you haven't, try it!

Just as a perceptive palate reacts to small differences in quality and flavour, so does the intelligent and critical ear react to the fine points of Duode sound. Listen to the way in which it resolves complex instrumental music: listen to its crystal clear rendering of triangle, cymbal and all percussion, its smooth yet essentially vivid string tones, its clean, full bass with no overlay of boom; listen to how naturally voices come right into the room, with "s," "f," "th" sounds perfectly balanced and defined.

These are the true critical, lasting tests of NATURALNESS. If your dealer cannot demonstrate them to you, let us know. Our home test service will help you.

The 12inch, 15 ohm Duode, with Dual Drive, built-in crossover and feedback, 14,000 gauss magnet, costs only 12 gns. New easy H.P. brings its enjoyment to you for 50/- down.


**Barker Sound Reproducers**  
3, Newman Yard, London, W.1



# DIRECT FROM THE MANUFACTURER

Dulci Radio/Radiogram Chassis

A/C 100-120 & 200-250 VOLTS. All chassis 11in. x 7in. x 8in. high. Latest type valves 6BE6, 6BA6, 6AT6, 6BV6, 6X4. Flywheel tuning. Negative feedback over entire audio section. Engrave knobs. 3 Tone position for Radio and Gram.



- |  |                   |
|--|-------------------|
| Model B3, Long, Med., Short (5 Valves)             | <b>£12. 12. 0</b> |
| B3 Plus Push Pull Stage (6 Valves)                 | <b>£15. 15. 0</b> |
| B3 Double Feature P/Pull & RF Stage (7 Valves)     | <b>£18. 18. 0</b> |
| Model B6 Six Wavebands Med. L. 4 Short (Bd-Spread) | <b>£15. 15. 0</b> |
| B6 Plus Push Pull Stage (6 Valves)                 | <b>£18. 18. 0</b> |
| B6 Double Feature P/Pull & RF Stage (7 Valves)     | <b>£23. 2. 0</b>  |
- ALL PRICES TAX PAID.** Escutcheon for 9in. x 5in. dial, 4/9 extra. Matching speakers P.M. type 3 ohms 8in or 10in available. Money back guarantee. Free particulars from the Manufacturers.

**THE DULCI CO. LTD.**  
97 VILLIERS ROAD, LONDON, N.W.2  
Telephone: Willesden 7778

## MORLEY TRANSFORMERS

QUALITY P.P.O.P. TRANS. 20w., super Siliconams Section low leakage windings, prim. ind. 76H leakage ind. 076H. Sec. 3 and 15 ohms Prim. to indiv. requirements. Shrouded and term. wt. 5 lbs. 3 gns. Ditto 15 w., 2 1/2 gns. L.F. CHOKES, 10H. 65 m.A. 4/6. 16H. 100 m.A. 10/6. 20H. 150 m.A. 12/6. CRT Htr. Isolation Trans. 25% sec. boost volt. 2 v., 10/6. 6.3 v., 10/6. MAINS TRANS. 0-200/250 v. tapped prim. 350-350 v. 80 m.A. 5 v. 2 a., 6.3 v. 4 a., etc., from 2 1/2 - 6.3 v. 1 1/2 a. Htr. Trans. 7/6. Quotations for specials and rewinds. Part P. & P. 1/2, PAWSONS RD., W. CROYDON, THO 1665

## "CALLBOY"

'InterTalk'

**CARRIES YOUR VOICE**

COMPLETE INTER-COM. SYSTEM FOR OFFICE FACTORY, STORES, etc.

**EASCO ELECTRICAL LTD.** Dept. W.W.  
Brighton Terrace, S.W.9  
Phone/Grams: BRixton 4961-2-3.



**TELETRON SUPER INDUCTOR COILS**  
WITH MINIATURE DUST CORES

**TRANSISTOR COILS**  
of high Q.

Triple wound for max. Selectivity  
HMX. 200-550. M. 3/- HLX. 1000-2000. 3/6  
HAX. 200-550. M. 3/- for Xtal diodes.  
TRF. Dual wave. A/HF. 7/- Matched pairs. (as illustrated)  
Stamp for complete list & circuits.  
**THE TELETRON CO.,**  
266, Nightingale Road, London, N.9.  
HOW. 2527.  
Trade enquiries to sole distributor. **SAM MOZER**  
95, Kendal Avenue. N.18. Edm. 7707



## SITUATIONS VACANT

**ATOMIC Energy Research Establishment, Harwell.**  
OPPORTUNITIES exist on a wide variety of mechanical, electrical, electro-mechanical, electronic and chemical plant work, including checking duties on electronic and electro-mechanical work. Vacancies exist in the draughtsman, leading draughtsman and senior draughtsman grades, with salary maxima £640, £742 and £910 respectively.  
FURTHER details (including information on starting pay) and application forms available on request from Establishment Officer, A.E.R.E., Harwell, Berkshire. (Quote 2/103/58.)  
INSTRUMENT Mechanics required to serve as Research and Experimental Mechanics at DEPARTMENT of Atomic Energy, Industrial Group, Windscale Works, Sellafield, Cumberland. All applicants must have served a recognized relevant apprenticeship.  
INSTRUMENT Mechanics (Electronic) must have sound theoretical knowledge of electronics (Ordinary National Certificate standard desirable) with practical knowledge of pulse amplifiers, D.C. amplifiers, electronic scalars, discriminators, or general trigger circuits, and in wiring and assembly of electronic apparatus. Experience of test gear and general instrument calibration an advantage.  
INSTRUMENT Mechanics (Physical) must have experience of industrial instruments used in measurements and control of temperature, specific gravity pH and flow. Knowledge of vacuum techniques and measurements of gaseous properties an advantage.  
INSTRUMENT Mechanics (General) must have experience of relay circuits and automatic telephone exchange maintenance. Knowledge of X-ray or electrical measuring apparatus an advantage.  
RATES of pay for 44hr 5-day week: 155/10 on entry with early assessment for merit pay. Opportunities for advancement to 181/10 with a ceiling, for a specialised few, of 197/10. Married applicants will be given consideration for housing within a reasonable period of recruitment. -Apply, giving details of apprenticeship, training (including Forces training), qualifications and experience, to Senior Labour Manager, Windscale Works, Sellafield, Calderbridge, Cumberland. 13083

**WIRELESS Station Superintendents** required by the NIGERIA Posts and Telegraphs Department for one tour of 18 to 24 months in the first instance. Option of appointment (a) on temporary terms with salary scale (including Expatriation pay) £864 rising to £1,392 a year. Gratuity at the rate of £100/£150 a year; or (b) with prospect of pensionable employment with salary scale (including Expatriation pay) £750 rising to £1,175 a year. Outfit allowance £60. Free passages for officer and wife. Assistance towards cost of children's passages or grant up to £20 annually for maintenance in U.K. Liberal leave on full salary. Candidates must have had wide practical experience of modern radio techniques and equipment, in particular V.H.F. equipment, and preferably also V.H.F. multi-channel equipment.

WRITE to the Crown Agents, 4, Millbank, London, S.W.1. State age, name in block letters, full qualifications and experience and quote M2C/30086/WF. 13214

APPLICATIONS are invited for the following vacancies:  
(1) SENIOR Development Engineer for Paper Dielectric Capacitors. APPLICANTS should have had at least five years' experience in the capacitor or cable industries. Minimum age 30 years.  
(2) JUNIOR Development Engineer for Paper Dielectric Capacitors. APPLICANTS should have had at least two years' experience in the Capacitor or Cable industries and possess H.N.C. Minimum age 21 years.  
(3) SALES Engineers. APPLICANTS should preferably have some background in electronic circuitry. Minimum age 30 years.  
ATTRACTIVE salaries will be offered to suitable candidates. Housing assistance can be given in approved cases for Post No. (1). Applicants for Post No. (3) would normally reside in the London area.  
APPLICATIONS in the first instance should be made to the Personnel Manager, The Plessey Company, Limited, Kembrey St., Swinford, W.Ls, quoting OG.1. 13254  
TV field engineers wanted: clean driving licence; commencing salary £9, rising to £11. -Box 6765. 13250

**CANADIAN Telecommunications Manufacturer** has vacancies for qualified Engineers with at least five years' design experience in one or more of the following fields:  
COMMUNICATIONS Measuring equipment.  
TELEVISION Test equipment.  
PRECISION Waveguide Components and Measurements.  
MODULATION Techniques (including FM).  
WIDEBAND I.F. and other V.H.F. techniques.  
MICROWAVE Antenna design.  
TELECOMMUNICATIONS System design.  
THESE appointments are in connection with long term development of equipment primarily for commercial applications.  
SALARIES \$6 000 upwards according to experience and qualifications. Transportation for family to Canada will also be provided.  
APPLICATIONS giving full details of age, experience and qualifications, should be addressed to Dept. C, Dept. of Labour of the Government of Canada, 61, Green St., London, W.1. 13220

## BENSON'S BETTER BARGAINS

METERS. New, boxed. M.C. 2 1/2in. Fl. rd., 100 micro-amp. 35/-; 350/700 v. (1 m.A. F.S.D. only). 20/-; 15/0/15 v., 10/6; 10/0/10 m.A. Proj., 10/6; Electrostatic 1500 v. Proj., 20/-; 10 m.A., 7/6; doz. 130 v. (1 m.A. F.S.D.). Sec. 15/6; 10 m.A., 20 m.A., 100 m.A., 200 m.A., 300 m.A., M.C.I. 15 v., 20 a. Proj. T.O. 1 a. M.C. 80 a. All at 8/- each. 2in. sq. M.C. 5 m.A., 100 m.A., T.C. 3 a. at 7/- each. 2in. Rd. Proj. M.C. 30 m.A., 7/-; 60 a. 6in. M.I. Proj. Metal case, 30/-; 2in. sq. Fl. 20 v. M.C. 8/6. RL155, slow motion drives, 7/6; L.F. Filter, 2/6; Collpacks, new, 17/6. Used, 10/6. CONDENSERS. Variable, min. epindled, 15, 25, 50, 75 p.f., 1/3. DYNAMOTORS, solled cases, D.C. (approx. 250 v. 80 m.A., at 6 v.), 8/6. 12 v. to 250 v. cased, 17/6; uncased 12/6. Filters for these, 2/6. WAVEMETERS, new, 3/VB92, 3/VB136, 1/6 5/4, 1/40/250 Mc/s. (dese meter), 30/-; L.F.T.s, new, cased 7 Mc/s. (R1365), or 10/13 Mc/s. 1/6. R.F. UNITS, type 24, 15/-; 25 17/6; 26, 27, 35/-; Universal Avometer, replacement front panels, 3/6. CHOKES LF 9E 100 m.A., 7/6; 2E 200 m.A., 4/6; 10H 150 m.A., 2/6. POTENTIOMETERS, 3in. dia. 20 k. 10 w., 3/-; Preset carbon, 1/3; epindled 1/6, with S.P. switch 3/0/-; mount values. Record Players, new (famous maker), 3 1/2 r.p.m. and 78, Xtal P.A., 7/9.6. POWER UNIT 285, 230 v. 50 c. input. Outputs D. 2 kV. 5 m.A., 350 v. 150 m.A., A.C. 6.3 v. 10 a. and 5 a. 3 valves. New, 85/-, carr. paid inland. U.S.A. Rx. RA5V/PR7NA, 11 valves, Xtal, 28 v. dynamotor, 23.3 Mc/s. Nom. freq. 24, carr. paid inland. MICA RESISTANCE STRIPS, 800 Q.3 a. with 2 taps, 1/6. TRANSFORMERS, new, std. mains input, 250-0-250 v. 70 m.A., tapped 200 v., 6.3 v. 3 a., 4 v. 2 a., 10/6; 600 v. H.W., 6.3 v. 3 a., 4 v. 2 a., 12/6; 14 v.-20 v. 16-20 a. H.W. 30/-; 230 v. to 6.3 v. 5 a. and 10 a., 17/6; 2 kV. 5 m.A., 2 v. 2 a., 25/-; 350-0-350 v. 150 m.A. 5 v. 3 a., 25/-; Postage 2/- each. CERAMICONS NT60Z 2.2 to 100 p.f., 25/- per 100. BLOWERS, 12 v., 3/6; 24 v., 7/6. Motor multiplier res., bobbin wound, 600 k. 3 kV. (3 x 200 k. sections), per. case 3 x 3 x 5in., 8/6. FORMERS, Aladdin, cord. 2, 4 or 1in. 9d., 4in. 6/- doz.; 2in x 1in., 4 for 1/3; RF24 bak. 4 1/2 doz.; RF25 cer. 6d. FUSES, Hydrolon 5a 1/6, 15a 2/-; NEONS, 100v. 5BD Oct. 2/-.

List and enquiries, S.A.E. please!  
Terms: Cash with order. Postage extra.  
Immediate despatch.  
Callers and Post Callers only  
W. A. BENSON (WW), SUPERADIO (W) chapel  
308 Rathbone Rd., LTD., 116 Whitechapel,  
Liverpool 18, BT0 1804 Liverpool 1, ROY 1130.

# TELECRAFT

TV AERIALS  
ARE CHEAPER AND BETTER  
Send for Lists  
TELECRAFT LTD.  
THORNTON HEATH, SURREY.  
THORnton Heath 1191-2

## PRECISION SHEET METALWORK

We specialise in manufacturing of Chassis in all metals, large or small quantities to your own specifications.  
**V. W. BEAMISH**  
Shardeoles Garage, Shardeoles Rd., New Cross, London, S.E. 14.  
Telephone: TIDeway 4795

AERIAL COUPLING UNITS. Type O for 11 set, contains R.F. meter 0-350 m.A., plug and socket, large tuner and dial, press button, new in neat metal case, 7/6 each, post 1/6.  
PROJECTION UNITS. Contains 40 mm. Achromatic lens, F.L. 3.5, lamphousing with hair line, perfect bombights, 10/-, post 1/-.  
TEST PRODS. 2 test flex, brass prods, 2/6 each, post 4d., 24/- dozen, post 1/-.  
RELAYS. P.O. Type 3,000, coil resistance 2,000 ohms., 4/6, post 6d. Type 600, coil resistance 1,000 ohms, 3/6, post 6d.  
SELENIUM RECTIFIERS. 12 v., full wave, 4 amps., 15/-, post 1/6. Smaller type, 12 v. at 1 amp., 7/6, post 6d. Reduction quantity.  
P.O. JACKPLUGS. 3-way screened, fit any standard 2-way socket, 1/-, post 3d.; 9/- dozen, post 10d. Sockets to match same price.  
U.S.A. THROAT MIKES. 1/6, post 3d. 15/- dozen, post 1/2.  
GERMANIUM DIODES. Special offer by the dozen, 14/- dozen, post 3d. Reduction larger quantities.  
Send 6d. for new catalogue.  
**THE SCIENTIFIC INSTRUMENT CO.**  
353 Beardwood Road, Benthwick.  
Phone: WOO 3166 and BEA 1458.



**MONEY BACK GUARANTEE** **DUKE & CO**  
 621 ROMFORD ROAD, LONDON, E.12  
 CWO or COD • TEL: GRA 6677

**T.V. TUBES £5-12"**

**3 MONTHS' GUARANTEE.** Still our best buy, as supplied to the trade for the past 3 years. Not Ex-W.D. Had some hours' use. Various types and makes. Picture shown to callers. Carriage and insurance 15/6 extra. Please quote make and type required, and set with model No. when ordering.

**SPECIAL OFFER** of tubes with burns for testing and spares at 30/- each, with cathode to heater short 30/- each plus carriage and insurance.



**DUNLOPILLO EX-COACH SEATS** 34in. x 16in. x 4in. With back (19in.), 37/6. Ideal for cars, caravans and utilities. Carriage 4/6.

**CAR SIDELIGHTS**

Infra-red glass. Easily changed for clear or red. Ideal tail lamps. As now law. Are over 2in. dia. New Ex-W.D. 1/9. Post 9d.



**SPOTLIGHTS, 8/9.** Butlers new but Ex-W.D. 7 1/2in. dia., 6in. deep. These lights are similar to those sold for £3-£5, but finished black. This light is easily fitted to dumb irons of bumper. Bulbs now available 6 v. 36 watt and 12 v., 48 watt. 4/6 each.

**AMPLIFIERS.** Push-pull, 77/6, 7 watts output A.C. or Universal. 4 valves and 1 rec. Ideal for Pick-up or Mike. Post 2/6.

**AMPLIFIERS, 57/6.** 4-watts output. 3 valves. A.C. or A.C./D.C. Ideal for Pick-up or Mike. Post 2/6.

**RECTIFIERS, 8/9.** T.V. type. Salvage, guaranteed, 250 volt at 200 mA. And New, 350 volt at 200 mA., 12/9 Post 1/- each.

**TELESCOPIC MASTS.** Ex-W.D. but unused. Extend to 7ft. 6in. Base diameter 3/4in., tip 1/4in. Closed length 15in. Ideal Aerial. Gift Price 5/9. Post 1/3.

**CRYSTALS.** Germanium. Brand new made by B.T.H. Give first-class results. **SPECIAL OFFER, 1/9** Post 6d.

**TRANSFORMERS. MICROPHONE TRANS. 2/9.** E.M.I. type, fully shielded case. Post 1/-.

**EXTENSION SPEAKER CABINETS. 9/9.** Polished veneered. Ideal for 8in speaker. Post 2/6.

**EXTENSION SPEAKERS** Brand new 6 1/2in. p.m. speaker (low impedance). Mounted on polished and veneered baffle stand, gold fret. 5ft. lead ready connected. **ONLY 19/9.** Post 1/9.

**RADIOGRAM CHASSIS.** End drive, £6/17/6. Salvage, reconditioned, 3-wave band, 5-valve superhet (latest midgets), ext. speaker and pick-up sockets. Post 3/6.

**P.M. SPEAKERS. 10in., 25/9, 8in., 18/6, 6 1/2in., 14/9, 5in., 13/9** All three ohms. Best makes. P. & P. 1/9.

**MOTORS.** 12-24 volts, with flexible shaft, 18 ct. gold brushes. 17/6. Post 2/6.

**ACCUMULATORS. 7/9.** New, 2 v. 45 amperes. Post & Pkg 2/-.

**BATTERIES.** H.T. New 90 v. portable Batrymax, 7/9; Ex-W.D. 90 v., 5/9; also Ex-W.D. 90 v. + 1 1/2 v. 5/9. Post & Pkg. 1/9 each; 4 1/2 v. L.T. Battery. New. 1/3, post 6d.

**BEDSIDE T.R.F. RADIOS.** 4 valve L. & M. wave bands. Walnut, plastic or white cabinets. Complete £6/9/6, plus 3/6 P. & P.

**700 MICRO AMP METER and MOVEMENTS (Radiator) (Air), 12/9.**

**SEND STAMP FOR 1954 CATALOGUE.**

**SITUATIONS VACANT**  
**A. T. & E. (BRIDGNORTH) Ltd.,** have Engineers for Senior and Junior Electronic

(a) **PRODUCTION** Testing and (b) **DEVELOPMENT** of Production Test Gear. THE work, which is in the field of radio telecommunications, is varied and interesting. Five-day week, good conditions. Apply in writing, giving details of training and experience, to Personnel Officer at Bridgnorth. £3256

**ELECTRONIC** test equipment engineers required by large, reputable electronic and radar manufacturing company to operate a new factory in the South.

**VACANCIES** exist for—  
**A. EXPERIENCED** circuit checker and routine designers.  
**B. RADAR** production test gear designers.  
**C. Microwave** component test gear designers.  
**APPLICANTS** must have had previous experience in a similar position.  
**SUPERANNUATION** and housing facilities will be available. Salary commensurate with ability. STATE full experience and age to Box 6761.

**RADIO** and/or television engineer required for bench and outside repairs; driver, references.—Field's Radio, Ltd., 52, Hall Gate, Doncaster. [3242

**ENGINEERS,** radio/TV, for appointments within the salary range £400-£750.—Apply, Broadmead Wireless Co. Ltd., 123, The Broadway, Wimbleton [3203

**EXPERIENCED** TV servicemen wanted, £ drivers preferred, congenial permanent situation in expanding organization.—Supreme Radio Ltd., Edm. 3891. [3249

**CINEMA** Sound Installation and Service Engineers required, good prospects, pension plan.—Write, Western Electric Co., Ltd., Liberty House, Regent St., W.1. [3093

**ONE** graduate electrical engineer or physicist required; previous experience of electronic development work not necessary.—Apply R. Y. Pickering & Co., Ltd., Wislaw [3198

**RADIO** and TV service engineers required for old-established retailers; must be experienced and able to drive; good pay and prospects.—Amey Radio, 15, Upand Rd., S.E.22. [3240

**ELECTRONIC** Development Engineer required for design of scientific instruments involving use of amplifiers, oscillators and pulse generators; H.N.C. or equivalent; salary £650 p.a.—Apply Box 6511. [3183

**BENTALLS** of Kingston-on-Thames require a radio and television engineer for large and busy workshop; permanent position; excellent staff amenities; discount on store purchases.—Apply Personnel Controller. [3285

**RADIO** service mechanics required by Smiths (Radiomobile) Ltd., for many parts of the country.—Write details of experience and qualifications to Personnel Officer, Goodwood Works, North Circular Rd., London, N.W.2. 10342

**PROJECT** engineers, aged 25/33, required for work detailed below, with Graduate I.E.E. or recognized equivalent qualifications; the positions are permanent and pensionable and the advertisers are of good standing.

1. **ELECTRONIC** component development, experience of electronic or light electrical engineering work required, but design experience not essential.

2. **TELEVISION** and radio aerial development, experience of stress calculations and the handling of light alloy extrusions and castings required.

**APPLICATIONS** (which will be treated in confidence) to give full details of education and experience, and state salary envisaged. Box 6660. [3216

**SHORT BROTHERS & HARLAND LIMITED** have vacancies in their Research Department for the following additional staff to work on guided missiles and other interesting military and commercial projects:—

**MECHANICAL** Section.—Senior engineers, engineers and technical assistants to develop hydraulic and pneumatic servos, precision mechanical devices, etc.

**ELECTRONICS** Section.—Senior engineers, engineers and technical assistants to work on computing, navigation, and servo systems.

**ELECTRO-MECHANICAL** Section.—Engineers and technical assistants to develop small electromagnetic devices, navigational instruments, etc.

**QUALIFICATIONS.**—Senior engineers, Honours Degree plus at least five years' good engineering development experience; engineers, University Degree or equivalent, with several years' experience of development work; technical assistants, N.N.C. or equivalent, with good practical experience in appropriate field.

THESE are permanent positions in an expanding development experience; engineers University men with initiative; pension scheme, assistance with housing.—Send full particulars of age, qualifications and experience, with salary required, to Short Brothers & Harland Limited, Castlereagh Factory, Belfast quoting Ref. No. E9. [3267

**BERRY'S (SHORT WAVE), Ltd.,** have vacancies for experienced senior and junior sales staff; applications in writing should give full particulars of experience, age and salary required to 25, High Holborn, London, W.C.1. [3224

**ELECTRONIC** Engineer required by capacitor manufacturers (East London) for development work on test instruments and electrical research; opportunity for young engineer with some years' experience.—Write Box 6685. [3219

**You'll find the most complete range of Record Reproducers**



at the E.A.R. Stand at the Radio Show. From the 16 gn. Bantam to the luxurious 48 gn. Concert Reproducer, each is without parallel in its own sphere. Don't miss them.



**E.A.R. 3-speed CONCERT REPRODUCER**

High Fidelity, low-priced luxury listening.

Auto 48 gns. Non-Auto 45 gns. (Tax paid)

**E.A.R. 'BANTAM' MICROGRAMS**

Play all records with lid closed. 3-speed Collaro Motor.




Non-Auto 16 gns. Auto 21 gns. (Tax paid)

Make a special point of seeing the E.A.R. amplifiers and special purpose equipment. Shown for the first time at this exhibition.

**on stand 49 RADIO SHOW · EARLS COURT**

**Electric Audio Reproducers Ltd.**  
 17 LITTLE ST. LEONARDS, MORTLAKE, LONDON, S.W.14  
 Telephone: PROspect 4466 (5 lines)  
 Cables: MICROGRAM LONDON



# The MINNETTE



**46 gns.**  
with mic. and tap.  
(Carriage 7/6 extra.)

## The Modern MINNETTE has three outstanding Features:

Motek 2-speed Deck, 4½ in. and 7½ in. Two tracks. Programme 60 min. and 105 min. Fast forward and reverse. No tape handling. Press button throughout. 5 v. amplifier, magic eye and phone monitoring. Elliptical L.S. with ext. socket. Remote jack, Stop-Start. Mic. compartment, extra reel rack.

### Perfection in Performance.

Other models from the MODERN RANGE. The "MODREC" ..... Price £35. A low priced machine for home and office. Press button, 60 min. programme (7½ in.). Model 44 Transportable with TRUVOX tape deck, 10 watt p.p. amplifier, 55 gns. Illustrated brochures, H.P. Terms, Trade and Export, Dealer Discounts, etc. S.A.E.

## MODERN SOUND EQUIPMENTS

(Dept. W.G.) 16 Pattison Road, London, S.E.18

WOO 0387

## STABILISED POWER UNITS

Boldre Series

Input : 80-240 v, 50-1500~  
Outputs : 150-500v, 100 watts, 300 m.a.  
Subsidiary independent outputs to choice.  
Price : from £59-10-0  
Skeleton model £44-0-0

NEWTOWN INDUSTRIES, Lymington, Hants  
*Electronic Engineers and cabling contractors*

## RADIO & TELEVISION COMPONENTS

WE OPERATE A PROMPT & EFFICIENT MAIL ORDER SERVICE.

"VIEW MASTER" & "TELE-KING" specialists  
Easy terms available. Stamp (only) for lists

**JAMES H. MARTIN & CO.,**  
FINSTWAI TE, NEWBY BRIDGE,  
ULVERSTON, LANCs.

# HIGH GRADE TRANSFORMERS

FOR ALL PURPOSES  
SINGLY OR IN QUANTITIES  
TO YOUR SPECIFICATION  
VARNISH IMPREGNATED  
BAKED WINDINGS  
WITH OR WITHOUT TAG PANELS  
GOOD DELIVERIES

Our rewind dept. will handle your repairs promptly and efficiently

**P. HOWORTH**  
(Dept. W.W.)  
51 POLLARD LANE BRADFORD  
Tel.: 37030

### SITUATION'S VACANT

EDISON SWAN ELECTRIC Co., Ltd., have a vacancy for an engineer experienced in mechanical and electronic design to take charge of their Special Products Development Laboratory. EDISON SWAN also require engineers with experience in the fields of electro-medical and industrial electronic design. PLEASE write to 155 Charing Cross Road, W.C.2, stating experience and salary required; the envelope should be marked "S.P. Lab."

MECHANICAL Engineers with experience required for responsible positions in connection with development of electronic training aids and computing devices; accommodation available to suitable applicants.—Apply in writing to REDIFON, Ltd., Kelvin Way, Crawley, Sussex.

EXPERIENCED radio testers and inspectors required for production of communication and radio apparatus, also instrument makers, wiremen and assemblers, for factory test apparatus.—Apply Personnel Manager, E. K. Cole, Ltd., Ekco Works, Malmesbury, Wilts.

PYE, Ltd., Radio Works Cambridge, invite applications for the appointment of Electrical Draughtsman capable of producing intelligent circuit and layout diagrams of radio equipment.—Applications in writing to Personnel Manager.

BUSH RADIO, Ltd., have a number of vacancies in their expanding laboratories at London and Plymouth, applicants for posts (a) and (b) should preferably hold a B.Sc. or equivalent qualification in physics or engineering.

(a) RESEARCH and Development Engineers and Junior Development Engineers for work in new television and circuit fields, applicants should have interests and preferably experience in: Telecommunication, television, network analysis, feedback, pulse techniques, optics.

(b) JUNIOR Development Engineers for interesting work on Government contracts, experience in any of the following fields would be an advantage: Video amplifiers, feedback, pulse techniques, microwave techniques.

(c) DEVELOPMENT Engineers to initiate design and engineering layout of domestic radio receivers, experience of design of domestic radio receivers, and familiarity with working drawing office and production departments, are required.

GOOD prospects, pension scheme, interviews in London or Plymouth.—Write giving full details and salary required, to the Chief Engineer, Bush Radio, Ltd., Power Rd., Chiswick, W.4.

PYE, Ltd. require experienced development engineers for radio receiver development in Cambridge; salaries in the range of £400 to £800 according to qualifications.—Apply Personnel Department, Pye, Ltd., St. Andrew's Rd., Cambridge.

DRAUGHTSMAN, senior, design; good salary and prospects for first-class man; apply in confidence stating experience, age, salary required, or Tel. Wembley 1200 for appointment.—Goodmans Industries, Ltd., Axiom Works, Wembley.

FOREMAN required for electronics production; small quantities of varied instruments; must be good leader, able to maintain high level of output; full support given; good salary offered with excellent prospects for promotion in expanding company.—Box 6638.

PYE, Ltd., Radio Works, Cambridge, invite applications for appointment of Technical Author to compile maintenance handbooks on individual radio equipments; command of English and technical background essential.—Applications in writing to Personnel Manager.

ELECTRONIC Engineers with experience required for responsible positions in connection with development of electronic training aids and computing devices; accommodation available to suitable applicants.—Apply in writing to Redifon Ltd., Kelvin Way, Crawley, Sussex.

TECHNICAL sales engineers required for export department of well-known manufacturer of communications equipment; essential all applicants young men with good general knowledge modern radio communications techniques and keen to sell.—Reply to Box 6945.

THE British Electrical & Allied Industries Research Association have vacancies for student apprentices; also for laboratory assistants for building and operation of electronic recording equipment, for use in researches on electrical discharges in gases, circuit-breakers, etc.

WRITE to Laboratory Manager, E.R.A. Laboratories, 5, Wadsworth Rd., Greenford, Middlesex.

DRAUGHTSMEN, experienced in the radio field on electrical/mechanical assemblies required for interesting work on aircraft.—Write, giving full particulars, including age and salary required, to Personnel Department, Vickers-Armstrongs, Ltd., Hursley Park, nr. Winchester.

TELEVISION engineer required, must be experienced with leading makes and quick fault finder, able to drive, permanent progressive position to right applicant; wages -£600 per annum, single or married; flat supplied if necessary.—Apply, giving full particulars, to Box 6637.

# Fidelia

HAND BUILT  
QUALITY  
UNITS



MAJOR  
10 VALVE  
RADIOGRAM  
CHASSIS £32/8/4

Hand built and sold only by ourselves Fidelia equipment has always provided true high quality reproduction at a modest price. Another year of steady development has seen the incorporation of several detail advances in circuit design. Technical data sheets free on request.

We shall be closed for holidays 11th-25th September.

Fidelia Standard 7 valve model ..... £21 12 0  
Fidelia Plus 8 valve model ..... £24 18 4  
Fidelia 10 watt amplifier ..... £27 10 0  
Fidelia De Luxe 9 valve model with 7 watt push-pull output stage .... £25 5 0

ALL MODELS have triode output stages. Variable Selectivity, Separate Bass and Treble Controls. Cathode follower detector, 20-20,000 cycle audio response.



ELECTRO  
Acoustic  
DEVELOPMENTS

2 AMHURST ROAD  
TELSCOMBE CLIFFS  
Nr. Brighton,  
SUSSEX  
Tel: Peacehaven 2156

## ARIEL SOUND

Professional Recording Engineers  
Public Address Equipment.

Electronic Design, Manufacture and Repair  
(Please refer to Repairs and Services Section for details of some of our services.)

57 LANCASTER MEWS, LONDON, W.2  
Telephone: Paddington 5092

## THE DESIGN and DEVELOPMENT

of specialised equipment for  
Research and Industry.  
DUN-SOBIESON ELECTRICAL CO.,  
17 Victoria Garden, London, W.11. Park 6636

# 'Radiospares' Quality Parts


The  
Service Engineer's  
First Choice



# SSC Bargains from SHERMAN'S

Car. Paid - Money-Back Guarantee!

**HIGH PRESSURE REDUCING VALVE**  
Complete with 0-3,000 lb. per sq. in. pressure gauge. Suitable for Compressors, Cylinders of Gas, etc.



Brand new and boxed. **12/6**

**AIR BOTTLE**  
23in. X 5in. diam. Tested to 300 lb. per sq. in. Suitable for above valve or compressor. **25/-**

**SELF-PRIMING PUMP**



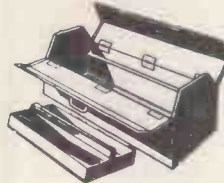
Self-contained motor, 12 volt immersed type pump. Maximum capacity of 700 galls. per hour, with max. lift of 18ft. Flange mounting, suitable for bilge pumping, caravans. **30/-**

**APOLLO SPRAY GUN**

Ideal for model maker and handyman. Will spray paints, insecticides, etc. Will work from foot pump, spare car tyre, compressor, etc. **15/-**  
New and boxed.



Set of **TWIST DRILLS**  
9 drills, 1/8 in. to 1/2 in., complete with plastic case and stand. Brand new **4/6**



**ALL-STEEL TOOL BOX**

Complete with removable inner tray. Fitted with strong hasp, staple and carrying handles. Size 1, 14in. x 8in. x 8in. **25/-**  
Size 2, 17in. x 8in. x 8in. **30/-**  
Size 3, 24in. x 8in. x 8in. **36/6**

**THERMOSTAT**

Complete with fitting for insertion in hot water tank. Variable between 70 deg. F. and 190 deg. F., 250 v. mains. Suitable for immersion heater, greenhouse, etc. Brand new **25/-**

**SET OF 5 RING SPANNERS**



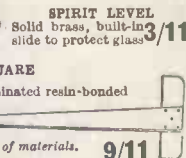
12 point offset, made of the finest chrome vanadium. S.A.E. 1/4 in. to 1/2 in. Whitworth 1/4 in. to 1/2 in. Fully guaranteed. Set **32/6**

**ALL-PURPOSE STEEL SPINDLE**

15in. long. Complete with 1/4 in. capacity 3-jaw chuck, 4-speed pulley. Ideal for circular saw, grinder, polisher, drill, etc. **37/6**



**SPIRIT LEVEL**  
Solid brass, built-in 3/11 side to protect glass



**UNBREAKABLE T SQUARE**  
Very strongly made from laminated resin-bonded plastic. Reinforced stock, bevelled edge, 24in. long. Indestructible in normal use. Offered at less than cost of materials. **9/11**

TERMS—CASH WITH ORDER. C.O.D. 1/- EXTRA.  
Phone Orders Accepted. (Dept. W6)  
479 HARROW ROAD, LONDON, W.10. LADbroke 1718.  
HIGH STREET, HARLESDDEN, N.W.10

# SHERMAN'S SUPPLY COMPANY

**SITUATIONS VACANT**  
TECHNICAL development engineers required, senior, intermediate and junior, for interesting work in electronics, including defence contracts; excellent salaries for suitable applicants.—Apply to Technical Director, All-Power Transformers, Ltd., Chertsey Rd., Byfleet, Surrey. [3266]

**ELECTRONIC** Digital Computers, electronics engineers with an interest in mathematics are required by English Electric to work on fault diagnosis and maintenance of advanced digital computers in the London area.—Please reply to Dept. C.F.S., 336-7, Strand, W.C.2, quoting Ref. 1353. [3257]

**ELECTRICAL** engineers, junior technical engineers required for development application and pre-production of thermionic valves; minimum desirable qualification, O.N.C. Inter B.Sc. or equivalent.—Write to Personnel Department, The M.C. Valve Co., Ltd., Brook Green, Hammersmith, W.6. [3232]

**SENIOR** and Junior Engineers required for research and development work on magnetic amplifiers, transistors and electronics, with particular reference to aircraft and guided weapon applications.—Full particulars of qualifications, experience and salary required, to Box 6942. [3275]

**TRANSFORMER** Designer required for development projects involving audio-frequency power transformers, pulse transformers, oil-filled units, etc.—Apply stating age, qualifications and experience to The Personnel Manager (Ref. R.G.), The General Electric Co., Ltd., Brown's Lane, Alseley, Coventry. [0260]

**LOUDSPEAKER** development engineer to work in extremely well-equipped laboratory; good prospects for man with creative ability; state experience, age, salary required, or Tel. Wembley 1200 for appointment; replies treated confidentially.—Goodmans Industries, Ltd., Axiom Works, Wembley. [3277]

**RADIO** mechanic preferably with experience of car radio service and installation, is required by S. Smith & Sons, Ltd., at their Great Portland Street showrooms and Depot; applicants should write in the first instance, giving age and experience to—SMA/PLI, Cricklewood Works, London, N.W.2. [3195]

**GODFREY ALVIST, Ltd.**, representing U.S.A. leading manufacturers of highly specialised electronic instruments and test and control equipment, require technical representatives for U.K. and Continent; write giving full details and experience to—Godfrey Alvist, Ltd., 29, Whitehall, London, S.W.1. [5174]

**MICROPHONE** development engineer to work in extremely well-equipped laboratory; salary according to experience; good prospects for man with creative ability; write in confidence stating age, salary required, experience, or Tel. Wembley 1200 for appointment.—Goodmans Industries, Ltd., Axiom Works, Wembley. [3278]

**DEVELOPMENT** Engineers with experience required to work on the application of electronic methods to the solution of aeronautical and/or training problems; University degree or equivalent standard; accommodation available to suitable applicants.—Apply in writing to Reddon, Ltd., Kelvin Way, Crawley, Sussex. [5186]

**ASSISTANT** Chief Engineer required for design and development of radio and electronic components; technical qualifications plus executive ability essential; commencing salary dependent on qualifications and experience; a pension scheme is in operation.—Apply in writing to Carr Fastener Co., Ltd., Stapleford, Nottingham. [3239]

**RADIO** testers required, some V.H.F. experience desirable together with some servicing knowledge on domestic or service equipment.—Applications, giving full details of previous experience and qualifications, should be submitted in writing to the Personnel Manager, Eyc Telecommunications, Ltd., Newmarket Rd., Cambridge. [2965]

**LABORATORY** technician (Radio) at South-East London Technical College, Lewisham Way, S.E.4. Rate 75/6 a week at 16 to 102/- at 19; £286/17/6 a year at 20X£19/2/6 to £401/12/6 with certain qualifications. to £439/17/6. (Max. comm. sal. £365/7/6).—Further particulars, and appl. forms returnable within 14 days from secretary. (942). [5213]

**STANDARD** TELEPHONES & CABLES, Ltd., have vacancy for engineer; work involves design, engineering and testing of a wide variety of special amplifier and sound re-inforcement systems; applicants should have H.N.C. (Electrical) or near equivalent.—Apply, Personnel Manager, North Woolwich, London, E.16. [3173]

**PROGRESSIVE** position of great interest to Electronic Engineers; large Midland engineering plant requires qualified and experienced electronic engineers both senior and junior for rapidly expanding laboratory engaged upon measurement and control problems.—State age, qualification and experience fully in confidence to Box 5857. [3045]

**CRAFTSMEN** for radio and television service required, applicants should be fully experienced in the repair and maintenance of all types of radio and television receivers; rate of pay at present 3/9 per hour; N.J.I.C. conditions; apply in writing to—District Manager, Midlands Electricity Board, 45, High St., Shrewsbury. [3204]

## RELAYS TYPE 3000



BUILT TO YOUR SPECIFICATION—EARLY DELIVERY QUOTATION BY RETURN—PLEASE STATE RESISTANCE OF COIL REQUIRED AND CONTACT BUILD UP.

## TELEPHONE SETS FOR PERFECT COMMUNICATION BETWEEN 2 OR MORE POSITIONS. EASY TO INSTAL.


1 Pair of Units £5 Post 2/6  
Illustrated leaflet and wiring diagram available on request.

## KEYSWITCHES



PROMPT DELIVERY OF ALL TYPES


**RACKS.** Standard 6ft. P.O. type for 19in. panels, steel channel sides correctly drilled, heavy angle base.  
**VOLTAGE REGULATORS.** Input 230 volts A.C. 21 amps., output 57.5 to 225 volts in 16 steps. With current limiting Reactor. £10.  
**VARIAC TRANSFORMERS.** Type 80 CO. Input 200/240 v. Output 220 v. 7.5 amps. £8/10/- each.  
**HIGH STABILITY RESISTORS.** 1%, 2%, 5% and wire wound, vitreous, available ex-stock. Best makes, low prices.  
**AUTO TRANSFORMERS.** 230/115 volts, 500 watts, 50 cy. fully shrouded. New. METVIC, 90/- each.  
**INSTRUMENT RECTIFIERS.** 5 milliamper, 7/6 ea., 50 mA., 5/- ea.  
**VOLTMETERS.** 0/300 v. A.C. 50 cy. 2in. flush moving coil. Rectifier type, 30/-, post 1/-; also five 5 inch surface-type moving iron with open scale, only 60/-. Worth double.  
**MOVING COIL METER** with 1 mA movement, 2in. flush, rectifier type, scaled 0/100 v. A.C. Resistance 100 k ohms. A very useful basic meter, 30/-.



**ELECTRO MAGNETIC COUNTERS.** Post Office type 11A, counting up to 9,999, 2 to 6 volts D.C., 3 ohm coil 12/6 each, post 1/-. Many other types in stock, lists sent with order or send S.A.E.  
**VEEDER COUNTERS** to 9,999 also others up to 99,999, only 7/6 each, Post 6d.  
**R.F. UNITS** Type 28, 50/65 Mc/s. Variable tuning, complete with valves. A fortunate purchase enables us to offer these units at the special low price of 35/- Post 2/6.  
**AMPLIFIERS.** A high-fidelity unit with separate bass and treble controls, constant impedance attenuator for setting volume level. In metal case with handles. 16 watt output, for 200/250 v. A.C. mains operation. Intended for use with the Gaumont British Projector. Ideal for P.A. work, dances, etc. Less valves. £12/10/- or complete with all valves, £15/12/6. Carr. 10/-.  
**ROTARY CONVERTERS.** Input 24 volts D.C. output 230 volts A.C. 50 cycles, 100 watt, 92/6 each. Also available with 12 volt input, 102/6, carr. 9/-.

**L. WILKINSON**  
DEPT. W.W.  
19, LANSDOWN ROAD, CROYDON  
Phone : CRO 0839  
Telegrams : "WII CO" CROYDON





**THE "FLUXITE QUINS" AT WORK**  
 Just look at that silly young goose  
 I've told him before! What's the use?  
 In one way he's bright,  
 Always uses FLUXITE  
 But forgets you must switch off the juice!  
 Make a quick success of that soldering  
 job—use Fluxite Paste. Suitable  
 for all metals, except aluminium.  
 Even solders and "tins" dirty  
 metals!  
 And, remember, Fluxite "wipes"  
 joints that other methods won't  
 touch.  
 Used for generations in Government  
 Works and by leading Engineers and Manu-  
 facturers. Of all Ironmongers in tins from  
 1/- upwards.

# FLUXITE

**SOLDERING PASTE**

A STAINCH COMPANION TO  
 FLUXITE SOLDERING FLUID

*Simplifies ALL Soldering*

FLUXITE LTD BERMONDSEY ST. LONDON S.E.1

## LOCKWOOD

makers of

**Fine Cabinets**

and woodwork of every descrip-  
 tion for the Radio and allied trades

**LOCKWOOD & COMPANY**

Lowland Rd., Harrow, Middlesex. Byron 3704

## ARKAY KITS

WORLD'S FINEST

RADIOS PHONOGRAPHS TV  
 TEST EQUIPMENT HI-FI

Write for FREE Brochure

Radio Kits, Inc. • 120 CEDAR STREET

NEW YORK 6, NEW YORK • U.S.A.

L. H. F.

## The NORTH'S SOUND CENTRE

All leading makes stocked and demon-  
 strated, of—

High Fidelity **AMPLIFIERS**  
**RADIO TUNER UNITS**  
**Radio/gram Chassis**  
**LOUDSPEAKERS & Tweeters**  
**Cabinets (to own design if required)**  
**Transcription Motors**  
**Pickups and Styli**

## LANCASTER HI-FIDELITY

Acoustical Equipment Company  
 27/29/31 Lancaster Avenue, Fennel St.

MANCHESTER 4 Dea. 2503

### SITUATIONS VACANT

**RADIO** and television field service and bench service engineers required, with first-class experience; excellent opportunities in new service factory with good working conditions and good salary.—Write or telephone, Leytonia Radio, Ltd., Service Department, 784-786, High Rd., Leyton E.10. Tel. Leytonstone 3003. [3172]

**SOUND** equipment manufacturers require experienced testers for production of amplifiers and electric gramophones; also technical assistant/draftsman for work on special equipments and prototypes; write with details of age and experience.—Trix Electrical Co., Ltd., Maple Place, Tott. Court Rd., London, W.1. [3283]

**TELEVISION:** High-Definition Films, Ltd., require Maintenance Engineers for television camera equipment; appointments to permanent staff with excellent prospects of promotion; Starting salary £700/£800 per annum.—Apply, giving details of experience and qualifications, to Personnel Manager, Highbury Studios, 98, Highbury New Park, N.5. [3236]

**KELVIN & HUGHES, Ltd.,** Barking, Essex, have vacancies for Research Engineers for experimental work relating to underwater sound apparatus. Applicants should be of Degree standard and should have a sound knowledge of communications, in particular electronics.—Applications stating salary required should be addressed to the Personnel Manager. [3150]

**TELEVISION** engineers required by old-established company holding every one of the well-known agencies; applicants must be fully experienced and preferably able to drive; top rates and permanent progressive positions to the right men.—Apply to A. S. White & Sons, Ltd., 130/2, High Rd., S. Tottenham, London, N.15. Sta. 7861-2. [3178]

**AN** opportunity occurs in progressive manufacturing concern in London area for engineer aged 25-35 with electrical or physicist degree, on development and research work on high-frequency telecommunication cable and associated testing equipment. Salary will be commensurate with qualifications and experience.—Apply, giving full particulars to Box 6310. [3135]

**AIRMEC, Ltd.,** require development engineers and technical assistants in their laboratories at High Wycombe; applicants will be required to work on the development of commercial and service electronic equipments, and should be capable of carrying a project through on their own initiative; salary according to qualifications and experience; staff pension scheme.—Apply Personnel Officer. [3264]

**ENGINEER** or Physicist with degree or similar qualification and some post-graduate experience of specialised audio frequency circuit design involving feedback amplifiers, filters, pulse techniques or allied subjects, required for interesting development work. Applicants should write, giving full details of previous experience, etc., to Personnel Dept., (ED/121), E.M.I. Eng. Dev., Ltd., Hayes, Middx. [3190]

**RADIO** technician with wired-wireless experience required by International Aeradio, Ltd., East Africa; single men preferred; salary £1,026 per annum inclusive; free fares and medical facilities; pension fund; qualified candidates to whom replies only will be sent please write full particulars quoting WWT to Personnel Officer, 40, Park St., W.1. [3175]

**JUNIOR** draughtsmen required, excellent opportunity for suitable men with at least Ordinary National Certificate, to broaden experience and develop progressive career with prominent, well established organisation; near City centre and all amenities, easy reach London, well served transport routes; holidays fixed can be held.—Apply Marconil Instruments, Ltd., Longacres, Hatfield Rd., St. Albans. [3062]

**RADIO** mechanics required for work on high quality electronic equipment; preference will be given to men accustomed to working on their own initiative, who are familiar with circuit diagrams and modern components; some skill with machine tools would be an asset.—Write to The Wayne Kerr Laboratories, Ltd., Sycamore Grove, New Malden, Surrey. [3201]

**SERVO-MECHANISM** designers (Ref. W.W./8) to join a laboratory section engaged on design and development of guided missile control systems; Degree and some experience of this work essential; good salary and bonus; pension scheme.—Apply with full details quoting above reference to the Assistant Manager, The Fairey Aviation Company Ltd., Weapon Division, Heston Aerodrome, Hounslow, Middx. [3176]

**ELECTRONIC** Digital Computers, mathematicians with first- or second-class Honours Degrees are invited to apply for vacancies in the "English Electric" team at present working in collaboration with the National Physical Laboratories at Teddington in the design and operation of Advanced and Electronic Computers.—Please reply to Dept. C.P.S., 336-7, Strand, W.C.2, quoting Ref. 1352. [3258]

**ELECTRONIC** technical assistant required for the construction of specialized apparatus and instruments for vibration laboratory; must be capable of working from circuit diagrams and should have had some service or civilian experience in similar fields; please write, stating age and giving full details of previous experience, to The Personnel Officer, The de Havilland Engine Co., Ltd., Stag Lane, Edgware, Middlesex. [3231]

# JASON

**OFFERS THE FOLLOWING  
 VARIABLE SPEED MOTORS**

**JASON I** On Small Cast Base  
 £12 18 5 including P.T.

**JASON II** On a Large Cast Base  
 (15 3/8" x 12 3/8") £14 18 2 inc. P.T.

Both models are adjustable from 30-36, 42-48, 72-85 R.P.M. and are fitted with a cast aluminium turntable 12 inches in diameter and weighing 5lb. The speed variation is sufficient to correct the pitch of any record.

## FREQUENCY MODULATION TUNER

The problems of radio reception can be completely solved by the use of this Tuner. No whistles, silent background, and wide frequency range are the improvements offered. Both Home and Third programmes can be received from the experimental B.B.C. transmissions.

**F.M. TUNER.** Ready to connect to any standard Amplifier.  
 £10 0 0.

**SUITABLE POWER PACK**—If supplies are not available from Main Amplifier. £3 10 0.

## THE JASON MOTOR CO.

295 CAMBERWELL NEW ROAD  
 LONDON, S.E.5. RODney 5971

## MALVYN ENGINEERING WORKS

Precision Engineers

Manufacturers of: Chassis, Small Pressings, Machined Components, Wiring and Mechanical Assemblies to specification.

Single and Production Quantities. Enquiries Invited.  
 100 PARK ROAD, WARE, HERTS.

Telephone: Ware 465

## BRASS, COPPER, DURAL, ALUMINIUM, BRONZE

ROD, BAR, SHEET, TUBE, STRIP, WIRE  
 3,000 STANDARD STOCK SIZES  
 No Quantity too Small List on application

**H. ROLLET & Co., Ltd.**

6 Chesham Place, S.W.1. SLOane 3463  
 ALSO AT LIVERPOOL, BIRMINGHAM,  
 MANCHESTER, LEEDS

## YOUR METER DAMAGED?



Leading  
 Electrical  
 Instrument  
 Repairers  
 to the  
 Industry

Contractors to The Ministry of Supply and General Post Office  
 Repairs by skilled craftsmen of all makes and types of  
 Voltmeters, Ammeters, Microammeters, Multirange Test  
 meters, Electrical Thermometers, Recording Instruments,  
 etc. Quick deliveries—for speedy estimate send defective  
 instruments by registered post to:—

**L. GLASER & CO.**

Electrical Instrument Repairers  
 96-100 ALDERSGATE STREET, E.C.1  
 (Tel: MONarch 6822)

# H. FRANKS

58 NEW OXFORD STREET  
LONDON, W.C.1.

PHONE: MUSEUM 9594

One minute from Tottenham Court Road Stn.

**VALVE VOLTMETERS.** Triple range, 50/200/500 volts, input voltage, 80 v. 400/2000 cys.—115 v. 400/2000 cys.—110 v. 60 cys.—180 v. 500 cys.—230 v. 50 cys.—230 v. 400 cys.—fitted in instrument case, 14 x 8½ x 9in. £5/10/- each.

**CANADIAN FULLY SMOOTHED ROTARY TRANSFORMERS,** housed in metal case 8½ x 6 x 4½in. Input 12 v. 2.5 amps. Output 220 v. D.C. 60 mA. Price 40/- each.

**HOOVER BLOWER MOTORS,** ref. No. 10KB/115 for 12/24 volts A.C./D.C., ideal for car heaters, cooling, etc., 27/6 each.

**S.T.C. METAL RECTIFIER SETS,** input 200/250 v. A.C. 50 cys. Output 220 v. D.C. 1½ amps. Cont. rating. Type 10D/1786, housed in metal cabinet, 22 x 13 x 11in. £15 each.

**HEAVY 3-CORE FLEXIBLE 50-AMP. CABLE,** in 150ft. lengths. Fitted 3-pin 50-amp. Nipham plug and socket each end. This cable is braided rubber and waterproofed. Sample piece on request. Price £8/10/- per coil.

**RECTIFIER UNITS,** type 58, input 200/250 v. A.C. 50 cys., output 20/24 volts D.C. 3 amps, smoothed, continuous tropical rating, fitted in metal case 12 x 20 x 8in., £5/7/6 each.

**WESTINGHOUSE RECTIFIER SETS.** Style 228 G.P.O. Input 200/250 volts A.C., 50 cycles, output 50 volts D.C., 1½ amps. £4 each.

**DOUBLE-WOUND STEP-DOWN TRANSFORMERS.** Input 200/250 v. A.C. 50 cys. Output 100/110 v. A.C. 750 watts. Fitted in metal cases. 8½ x 7½ x 7½in. With carrying handle. New, in maker's cartons, £7/2/6.

**COLD CATHODE RELAY UNITS.** Fitted two S.T.C. Cold cathode tubes, No. G240/2D, two Siemens High Speed Relays, 1700/1700 ohms, size of unit approx. 6in. x 7in. x 4in. £3/2/6 each.

**20 MFD. CONDENSERS.** 300 v. A.C. working, fitted discharge resistance. Size: 5½ x 4 x 2½in. 15/- each.

**SANGAMO MOTOR UNITS,** model 7, final speed one revolution per seven days, 200/250 v. A.C., 50 cycles. Price 30/- each.

**HEYBERD DOUBLE-WOUND STEP-DOWN TRANSFORMERS,** input 200/250 volts A.C., 50 cycles, output 110 volts, 1,100 watts; housed in metal case 10in. x 9in. x 7½in., fitted carrying handle, £7/10/- each.

**24 v. D.C. OPERATED THERMAL INTERVAL TIMERS,** fitted Sun-Vic control, 40 secs., off/20 secs., on, 35/- each.

**INFINITELY VARIABLE-SPEED GEAR-BOXES.** Fitted ½in. diam. shafts, mounted in ball-races, adjustable torque, reversible, overall size 5in. x 5in. x 4in. approx. Precision made, 47/6 each.

**Ditto,** smaller type, overall size 3in. x 3in. x 3in. approx., 40/- each.

**CLOCKWORK-DRIVEN PROCESS TIMERS,** variable 5 to 30 mins. Fitted 5 amp. Contacts, totally enclosed, crackle finish, 17/6 each.

**"VENNER" TIME DELAY SWITCHES.** Manual set, electrical release, 12/24 v. 20 secs. delay, 10/- each.

**P.O. COUNTERS.** Four digit, 3 ohm. coil, 10/- each. Ditto 400 ohm coil, 12/8 each.

**ELLIOTT MAGNETIC RELAYS, TYPE H,** Coil res. +-100 ohms. Operating current, low contact 238 microamps, high contact 378 microamps, totally enclosed in metal case, 9in. x 4½in. x 4in. £4 each.

**PRECISION DIFFERENTIAL GEAR-BOXES,** fitted ½in. diam. spindle, 48 d.p. gears size 2in. diam. ½in. deep, 8/- each.

**CONSTANT SPEED MOTORS, 115 volts A.C., 1/70th H.P., 3,000, r.p.m.,** governor controlled, continuous rating, size 5½in. x 3½in. x 3in., ½in. diam. spindle, 40/- each. "STANCOR," U.S.A. 2.5 K.V.A. 50/60 cycle auto-transformers. Input 115/250 v. Output, 110 v. Completely shrouded. £11 each.

G.P.O. type 3,000 and 600 relays, assorted contacts and coils. Siemens High Speed Relays, Uniselectors, Telephone Keys, Handsets, etc.

Mailing Lists. Price 6d. each.

**SITUATIONS VACANT**  
SALES engineer required for London Office of the Equipment Division of Mullard, Ltd., candidates should have previous sales experience preferably of H.F. and V.H.F. communication equipment, permanent and pensionable appointment; write giving age and full details of education training, previous experience and salary required to—The Personnel Officer, Mullard, Ltd., Century House, Shaftesbury Ave., London, W.C.2. [3250]

**LEADING** manufacturers of television aerials, components and accessories require additional technical representatives in London, Home Counties, West, North and Wales; qualifications to H.N.C. in electrical engineering with radio or telecommunications, or an equivalent one essential; must own car; salary, commission and car allowance, contributory pension scheme; age limits 30 to 40.—Applications (in confidence) to Box 6659. [3215]

**DRAUGHTSMEN,** senior and junior, are required for development work on electronic equipment; the work is interesting and offers considerable scope for men of ability; salaries in excess of A.E.S.D. rates will be offered to suitable applicants; the positions are permanent and pensionable; write giving full details of past experience to—The Wayne Kerr Laboratories, Ltd., Sycamore Grove, New Malden, Surrey [3202]

**TELEVISION** and radio engineers required for retail radio shops in all parts of London and provinces, excellent wages and weekly commission, holidays with pay; applicants should be able to drive and vehicles are supplied; these are permanent pensionable positions for experienced men—Tel. or write: Staff Manager, J. & F. Stone Lighting & Radio, Edgware Rd., The Hyde, Hendon, N.W.9. (Corner of Colindale Avenue.) Colindale 7061. [3253]

**ROYAL** Free Hospital School of Medicine, Hunter St., W.C.1 Technician reqd. Oct. for work on construction of electronic apparatus for medical research; technical training in electronics essential; preferably experience in medical electronics; work non-routine, offering scope for enthusiasm and ability in assisting with design of recording and testing equipment; Whitley Council scales.—Apply Secretary. [3191]

**SENIOR** and junior design draughtsmen reqd. for interesting work in connection with electronic equipment, commercial radio and television and/or light electro-mechanical engineering; London area; the positions vacant offer ample scope and opportunity for future advancement; to men of good ability; a high salary will be paid to the selected candidates; all recognized staff privileges available.—Please reply, giving full details of experience, to Box 6895. [3263]

**THE** English Electric Valve Co., Ltd., Chelmsford, have vacancies for young engineers to work on radio valve design and development; applicants should be of degree standard; whilst experience of this type of work is desirable, it is not essential and otherwise suitable candidates will be considered.—Write giving full details quoting Ref. 4977 to Central Personnel Services, The English Electric Co., Ltd., 336-7, Strand, London, W.C.2. [3286]

**THE** GENERAL ELECTRIC Co., Ltd., Brown's Lane, Coventry, requires senior and junior electronic development engineers for work on radar weapons and like projects, particularly in the field of microwave pulse applications; mechanical development engineers, designer draughtsmen and draughtsmen, preferably with experience of radar-type equipments, also required for the above projects; salary according to age, qualifications and experience.—Apply by letter, stating age and experience, to the Personnel Manager (ref. R.G.). [10259]

**DRAUGHTSMEN**—Openings will arise in the immediate future for a number of senior design draughtsmen, draughtsmen and detailers who desire to progress in electronic engineering, as applied in the rapidly expanding field of VHF and UHF radio communications equipment; pension scheme, good salaries and excellent conditions at newly developed works and laboratories in the South West Middlesex area. Own staff informed; please write giving full particulars of experience, qualifications, and when available to—Box 6345. [3142]

**MICHAEL** RADIO, Ltd., require senior and junior engineers in their equipment division laboratory at Slough; training and experience in the field of applied electronics (including communications) and experience of working with Government Departments are the chief qualifications required.—Write, stating age and full details of training, qualifications and experience, to the Chief Engineer, Equipment Division, McMichael Radio, Ltd., Slough. Bucks. [10198]

**OLD-ESTABLISHED** British Company in Far East requires the services of a technical sales assistant. Candidates should preferably be between the ages of 23-27, of good education and have a general knowledge of some of the following: (a) Broadcast and telecommunications equipment; (b) television; (c) cinema equipment; (d) light electrical engineering. Sales experience an advantage.—Write in confidence to Box JN/159, c/o 95, Bishopsgate, E.C.2. [3136]

# SOUTHERN RADIO'S WIRELESS BARGAINS

**TRANSRECEIVERS.** Type "38" Mark II (Walkie-Talkie). With 5 valves and ready for use. Metal carrying case. Less external attachments, 30/- per set.

**TRANSRECEIVERS.** Type "18" Mark III. Comprising Superhet Receiver and Transmitter. Two units contained in metal carrying case. Complete with 6 valves, £4/10/- per complete set.

**RECEIVERS.** Type "109." Built-in speaker. 8 Valves with VIBRATOR PACK for 6 volts. Contained in metal case. Perfect, £5 each to CLEAR.

**TELESONIC** 4-valve Battery Portable. Complete with Hivac valves in metal carrying case. Simply converted to Personal Portable, £2 per set including Conversion Sheet.

**BOMBIGHT COMPUTERS.** BRAND NEW ex-R.A.F. Contains gyro, motors, rev. counters, gear wheels, etc., etc. Ideal for model makers, experimenters; etc., £3/5/- each, plus 10/- carr.

**CRYSTAL MONITORS.** Type 2. New in transit case. Less crystals, 6/- each.

**LUBRA HOLE CUTTERS.** Adjustable ½ to ¾in. For metal, wood, plastic, etc., 6/6.

**RESISTANCES.** 100 Assorted, all useful values, etc. Wire end, 12/6 per 100.

**CONDENSERS.** 100 Assorted. Mica, Metal, Tub., etc., 15/- per 100.

**PLASTIC CASES.** 14in. by 10½in. Transparent. Ideal for maps display, etc., 5/6.

**STAR IDENTIFIERS.** Type I A-N. Covers both Hemispheres, in case, 5/6.

**CONTACTOR TIME SWITCHES.** In sound-proof case, 2 impulses per second. Thermostatic control. Clockwork movement, 11/6 each.

**REMOTE CONTACTORS** for use with above, 7/6 each.

**MORSE TAPPERS.** ALL BRAND NEW. Standard Type ex-Govt., 3/6; HEAVY DUTY TYPE "D" completely enclosed. Solid brass on heavy base, 8/6.

**MORSE PRACTICE (WITH BUZZER) SET.** Mounted, 6/9.

**DIMMERS.** Wire wound in bakelite case. 1/3 each; 12/- doz.

**MAGNETIC RELAY SWITCHES.** Bakelite, 5c/723, 2/6 each; 25/- per dozen.

**METERS,** 12 Instruments. May need adjustment or with broken cases, 35/- for 12.

**AIRCRAFT INSTRUMENTS.** Pressure gauges, climb indicators, oxygen meters, etc., etc. New and cartoned, 25/- per dozen instruments.

**LANTERNS.** For Darkroom or Parking with bulbs (one spare). Takes standard twin cycle battery, 1/9 each.

**AERIAL COUPLING UNITS.** Type "C." Brand new in metal case. Complete with meter, 6/- each.

**TRANSMITTERS.** Type 1154. Brand new. Complete with meters and valves in transit case, 37/6 each.

**CONVERSION KITS** for 1154 Transmitters: New, 10/- each.

**VOLUME CONTROLS.** All useful values. New, 12/- per dozen.

**CARBON INSERTS.** Midget and larger sizes. New and cartoned, 6/- per dozen.

**SWITCHES.** Bakelite, Rotary, etc., etc., 7/6 per dozen.

**SLEEVING.** Plastic. Cotton covered. Gross yds. on reel, 6/-.

**RELAYS.** TWIN. 500-ohm coils (2). Brand new, 5/6 each.

**AERIAL FILTER UNITS.** Marconi. P.O. specifications, 4/6.

**LEADS.** With 5-point plug and socket at either end. Type ZA1853/2994. New, 2/9 each.

Full List of Radio Books, 2/6.

**SOUTHERN RADIO SUPPLY LTD.**

11 LITTLE NEWPORT STREET

LONDON, W.C.2 Gerrard 6653



**The Mullard Radio Valve Co. Ltd.** has staff vacancies in its Valve Measurement and Applications Laboratory. This department is concerned with the uses of thermionic devices of all kinds rather than with their manufacture. It provides information to the valve user, the development departments and to the manufacturing departments. For these purposes it carries out dynamic measurements and conducts circuit investigations connected with new applications. It also undertakes the design of some of the more specialised test equipment required for these investigations.

Due to expansion in this department, applications are invited from Electronic Engineers and Physicists for posts concerned with the following fields of specialised work.

- Ref. (1) Gas or mercury vapour thyratrons and rectifiers. W.11
- Ref. (2) Ultra high frequency valves such as magnetrons, klystrons and travelling wave tubes. W.12
- Ref. (3) Transmitting valves for communications and general industrial uses. W.13
- Ref. (4) Pulse techniques associated with U.H.F. devices and thyratrons. W.14
- Ref. (5) Receiving valves used for frequencies between 100 and 1,000 m/cs. W.15
- Ref. (6) Valves and semi-conductors used in computing and switching apparatus. W.16

Applicants for any of the above posts should possess a university degree or equivalent qualification and previous experience in similar work, although not essential, is considered an advantage.

In addition to the above posts, there are a number of less senior posts available for applicants who possess advanced level G.C.E. in science subjects or equivalent qualifications or who are at present pursuing courses leading to H.N.C. or external degrees. Such applicants should quote Ref. W.17.

The vacancies outlined are at or near the Company's Mitcham factory. Salaries will be according to individual age, experience and qualifications and can be considered as progressive. Company policy regarding the employment of scientific staff provides adequate prospects for advancement and breadth of outlook is assured by opportunities of transfer to other fields of work within the Company's activities. There are facilities for further training and a Company Pension scheme.

Applications in writing, which will be treated with the strictest confidence, should be addressed to the Personnel Officer, The Mullard Radio Valve Co. Ltd., New Road, Mitcham Junction, Surrey, quoting the appropriate reference number.

## SITUATIONS VACANT

**MICROWAVE** inspection; engineer required to take charge of microwave inspection department; must have both electrical and mechanical knowledge of testing aerials, waveguide sections, attenuators, wave-meters, oscillators, mixers, etc. opportunity for advancement with progressive company in S.W. London areas—App. arranged in writing, stating experience and salary required, to Box 5879, 15, Hill St., London, W.1. [3262]

**ELECTRICAL** engineer, qualified, required by cable manufacturers to work on the design of cable fittings; the work involves the design of fittings for polythene insulated high voltage cables; practical experience of cable accessories desirable; this post is pensionable and carries a salary of £550-£600 upwards according to qualifications and experience.—Write details, quoting reference RC/2, to Staff Officer, The Telegraph Construction & Maintenance Co., Ltd., Telcon Works, Greenwich, S.E.10. [3200]

**KELVIN & HUGHES, Ltd.**, Barking, Essex, have vacancies for Technical Assistants for development of electro-mechanical and electronic instruments (Marine). Work involves initial experiments, sea-going trials, pre-production models and factory liaison. Occasional visits overseas—App. arranged. Qualifications: Practical: 5 years' workshop or drawing office experience. Academic: City and Guilds Telecommunications Final Group Certificate, or equivalent.—Applications stating salary required should be addressed to the Personnel Manager. [3151]

**THE** Ministry of Supply requires craftsmen with practical experience in the servicing and maintenance of ground and airborne radar equipments, to serve as Research and Experimental Mechanics (Special) at Boscombe Down, Wilts. Applicants should have served an apprenticeship or have had equivalent experience. They should have a sound knowledge of basic radar techniques and an ability to remain conversant with advancing development in the radar field. Experience with H.M. Forces on similar work would be an advantage.

**RATE** of pay for a 44-hour 5-day week 139/4 plus 26% merit lead on entry with prospects of re-assessment for merit lead in 1-3 months. Limited hostel accommodation may be available. **APPLY** giving particulars of apprenticeship, training (including Forces' training), qualifications and experience, to Air Commodore Commanding, Aeroplanes and Armament Experimental Establishment, Boscombe Down, Amesbury, Wilts. [3196]

**TWO** physicists or electrical engineers are required to develop electronics for infra-red apparatus of advanced design, a flair for devising electronic circuits is required, with a special interest in high-stability L.F. amplifiers, servo-mechanisms and circuits for improving signal to noise ratio, E.S.C. standard or equivalent is expected and applicants should be under 30.—Apply, in writing, stating age, education, industrial experience and salary required, to Sir Howard Grubb, Parsons & Co., Optical Works, Walkergate, Newcastle-upon-Tyne, 6. [3035]

**APPLICATIONS** are invited for component design engineer with education to H.N.C. or equivalent standard; a knowledge of quantity production methods and the use of new insulation materials is desirable, but not essential; the post concerned is in the Engineering Department of the Company's Rectifier Division at Chippenham, Wiltshire; applications should be addressed in the first instance to—The Assistant Divisional Manager, Rectifiers, Westinghouse Brake & Signal Co., Ltd., 82, York Way King's Cross, London, N.1. [3199]

**ELECTRONIC** Engineers are invited to apply for two senior posts of exceptional interest and opportunity with Decca Radar, Ltd. work in their laboratories on an extensive and expanding programme of radar display and receiver development; applicants must have had responsible development experience in the electronic field; posts are permanent and pensionable; good starting salaries and considerable prospects of advancement; British Nationality essential; write, quoting ref. RLA/49, to—Decca Radar, Ltd., 2, Tolworth Rise, Tolworth, Surbiton, Surrey. [3247]

**JOSEPH LUCAS** (Gas Turbine Equipment) Ltd., invites applications for electronic engineers; some knowledge of Servo mechanisms would be advantage; should have University degree; these appointments are pensionable and offer good prospects to individuals with initiative and technical ability; salary will be in accordance with experience and qualifications—Details of experience and qualifications should be sent to Personnel Manager, Joseph Lucas (Gas Turbine Equipment), Ltd., Shaftmoor Lane, Hall Green Birmingham. [3170]

**MITCHAM WORKS, Ltd.**, have vacancies for technical assistants able to carry out without close supervision, measurements on radio and/or television receivers and associated components; these posts offer excellent opportunities for young men to enter the factory laboratory of a leading receiver manufacturer. **COMMENCING** salaries in accordance with age, experience and qualifications.—Candidates, who should have academic qualifications in radio to the standard of H.N.C., should apply in writing to the Personnel Officer, Mitcham Works, Ltd., New Rd., Mitcham Junction, Surrey, quoting reference G.1. [3281]

**The Mullard Radio Valve Co. Ltd.** has Staff vacancies in its Central Testing and Quality Department. This department deals with the control of the quality of all the vacuum tube and semi-conductor products of the Company, using both direct and statistical methods and is responsible for the investigation and further development of these methods.

Assistants are required for the following vacancies:—

REF: The design and construction of apparatus and equipment for testing radio valves and other vacuum devices. A knowledge of Pulse techniques is involved. W.6

REF: The testing by Quality Control methods of Cathode Ray Tubes of all types. Liaison work with other departments will be required. W.7

REF: The supervision of a small section carrying out quality control testing and special measurements of receiving valves. Liaison work with other departments will be required. W.8

REF: The testing of klystrons and similar U.H.F. devices and the development of testing techniques for this purpose. W.9

REF: Testing and experimental work on semi-conducting devices of the crystal diode and transistor type. W.10

Applicants for the above posts, which are permanent, should be Physicists or Electrical Engineers and should possess a university degree or equivalent qualification.

In addition to the above posts there are a number of less senior posts available for work in similar fields, for applicants who possess Advanced Level G.C.E. in science subjects or equivalent qualifications or who are pursuing courses leading to H.N.C. or external degrees. Such applicants should quote reference W.17.

For both grades previous experience is desirable but not essential.

The vacancies outlined above are at or near the Company's Mitcham factory and are due to the expansion of its activities in these fields. Salaries will be according to individual age, experience and qualifications and can be considered as progressive. Company policy regarding the employment of scientific staff provides adequate prospects for advancement and breadth of outlook is assured by opportunities of transfer to other fields of work within the Company's activities. There are facilities for further training and a Company Pension Scheme.

Applications in writing, which will be treated in the strictest confidence, should be addressed to the Personnel Officer, The Mullard Radio Valve Co. Ltd., New Road, Mitcham Junction, Surrey, quoting the appropriate reference number.

## MORSE CODE Training



**COURSES** for BEGINNERS and OPERATORS, also a **SPECIAL COURSE** for passing the G.P.O. Morse Test for securing an **AMATEUR'S TRANSMITTING LICENCE**.

Send for the **Candler BOOK OF FACTS** it gives details of all Courses Fees arc reasonable.

Terms: Cash or Monthly Payments.

**THE CANDLER SYSTEM CO.**  
(55W) 52b ABINGDON RD., KENSINGTON LONDON, W.8

Candler System Co., Denver, Colorado, U.S.A.

## BOROUGH POLYTECHNIC

Borough Road, S.E.1

### CRYSTAL VALVES AND TRANSISTORS.

A course of 10 lectures principally dealing with junction transistors will be given by specialists during afternoons 3-5 p.m. or evenings 7-9 p.m. on Tuesdays, commencing Tuesday, 19th October, 1954. Fee for the course £2/2/0.

### FUNDAMENTAL PRINCIPLES OF PULSE TECHNIQUES.

A course of 20 lectures will be held on Monday evenings 7-9 p.m. commencing Monday, 25th October, 1954. Fee for the course £3/3/0.



**The Mullard Radio Valve Co. Ltd.** has senior and junior staff vacancies in several of its **Development Departments** situated in or near **Mitcham, Surrey**. The field in which applicants would be required to work are listed below:—

**Receiving Valve Development Department**

REF: (a) The general engineering development of receiving valves.  
W.1. (b) Glass techniques, including the control of existing and experimental work on new methods.  
(c) The investigation of manufacturing processes with a view to attaining closer control and further development.

**Gas Filled Valve Development Department**

REF: (a) The technological development of hot cathode gas filled rectifiers and thyratrons of all sizes and classes.  
W.2. (b) The general development of cold cathode gas filled valves including stabilisers and reference tubes and also multi-electrode types.  
(c) Investigational work on gas discharge phenomena in relation to the tube classes mentioned under (a) and (b) above.

**U.H.F. and Transmitting Valve Development Department**

REF: (a) The technological development of magnetrons, klystrons, travelling wave tubes and kindred devices. This work includes metal-glass sealing, ceramic and metal brazing techniques.  
W.3. (b) General development work on the more conventional glass, metal-glass and disc seal valves usually for the V.H.F. range.  
(c) Investigational work on the effects of variation of mechanical structure and of changes in materials used for (a) and (b) above.

**Cathode Ray Tube Department**

REF: (a) The glass, mechanical and chemical technology of all types of cathode ray and kindred tubes including colour television tubes.  
W.4. (b) Process development of methods used for the manufacture of new types of cathode ray tubes.  
(c) Improvements in gun design including electron optical work.

**Semi-conductor Development Department**

REF: (a) The technological development of all types of semi-conducting devices including transistors and rectifiers.  
W.5. (b) The investigation of semi-conducting materials to establish their possible application to practical devices.  
(c) The development of processes and production methods for semi-conducting devices.

Applicants for the senior posts should be physicists, electrical engineers or, where appropriate, physical chemists and should possess a university degree or equivalent qualifications.

For the more junior posts candidates should possess Advanced Level G.C.E. in science subjects or equivalent qualifications, or should be pursuing courses leading to H.N.C. or external degrees.

For both grades past experience in similar work is desirable but not essential. The vacancies outlined above are caused by the expansion of the Company's activities in these fields. Salaries will be according to individual age and experience and qualifications and can be considered as progressive. Company policy regarding the employment of scientific staff provides adequate prospects for advancement and breadth of outlook is assured by opportunities of transfer to other fields of work within the Company's activities. There are facilities for further study and a Company Pension Scheme.

Applications in writing, which will be treated with the strictest confidence, should be addressed to the Personnel Officer, The Mullard Radio Valve Co. Ltd., New Road, Mitcham Junction, Surrey, quoting the appropriate reference number.

**SITUATIONS VACANT**

**DRAUGHTSMEN** are required for permanent posts in the field of radar engineering; excellent opportunities for advancement; Salaries beyond A.E.S.D. rates to suitable applicants; staff pension scheme and canteen facilities; 5-day week; British Nationality essential. Posts to be filled in the following grades: Senior section leader, checker draughtsman and senior design draughtsman; intermediate draughtsman circuit draughtsman; installation draughtsman.—Apply, quoting Ref. RLA/21, Chief Draughtsman Decca Radar, Ltd., Research Laboratory, 2, Tolworth Rise, Surbiton, Surrey. [5131]

**SENIOR** electrical development engineer is required by a large manufacturing company of repute specialising in low voltage equipment; the successful applicant, who should possess 10/15 years experience with a wide background in electrical engineering, will be required to lead a team of engineers engaged on the design and development of rotating machines and electro mechanical devices; this is a pensionable senior staff appointment and the starting salary will be commensurate with the position and the responsibility involved.—Applications should be made in confidence, quoting reference G.L.E., to Box 6451. [5177]

**SENIOR** appointment will shortly be filled in the London laboratory of a firm holding contracts in guided weapon and kindred fields. Engineers who wish to be considered for this vacancy should be graduates and should have had some experience in industrial engineering laboratories. Some production engineering experience in addition to microwave electronic and/or servo experience would be an advantage. Starting salary will range according to age and experience and will be on a generous scale and will be subject to good increases, according to merit. Pension and life assurance schemes are in operation.—Write, giving full details in confidence, to Box 6807. [3241]

**AN** electronic or electrical engineer, between the age of 25 and 35 years of degree standard, is required to take charge of the engineering department of a factory engaged in the manufacture of frequency control equipment. The successful applicant will be responsible for the design and specification of all new items as well as routine engineering problems. The position offers a wide scope for a person possessing the necessary technical qualifications and initiative to expand the work along numerous channels. Houses can be made available to successful applicants.—Apply in writing to Personnel Manager, Standard Telephones & Cables, Ltd., Crystal Factory, Industrial Estate Bag Harlow, Essex.

**ENGINEERS** who wish to broaden or commence career as electronic engineers in a field of great interest and variety and involving latest techniques can avoid restrictive specialisation by joining Marconi Instruments, who produce light current communications, measuring and test apparatus for a wide range of requirements; we have positions for men of degree standard and experience, also City and Guilds Telecommunications Certificate standard, or compensating experience and natural aptitude for electronic engineering; holiday arrangements if fixed can be held; Saturday interview if required; applications in strictest confidence.—Apply Marconi Instruments, Ltd., Longacres, Hatfield Rd., St. Albans. [3565]

**JUNIOR** development engineers are urgently required to assist in the development of precision electronic laboratory instruments. Successful applicants will be engaged on interesting long-term projects concerned with the development of a wide range of equipment. The appointments are permanent and carry considerable technical responsibility. Applicants should have had previous development experience, preferably in the instrument field. Academic qualifications ranging from O.N.C. to degree standard are acceptable. Salaries are dependent upon age, qualifications and experience.—Apply, stating full details, to the Chief Engineer, Messrs. Furzehill Laboratories, Ltd., Shenley Rd. Boreham Wood, Herts. [5030]

**ASSISTANT** technical supervisors required by the Nigerian Broadcasting Service for two tours of 15 to 18 months each in the first instance; salary scale (including expatriation pay) £807 rising to £1,115 a year, gratuity at the rate of £100/£150 a year, outfit, allowance £20; free passages for officers and wives; assistance towards cost of children's passages or grant up to £150 a year for their maintenance in U.K.; liberal leave on full salary; candidates should have some administrative ability and have had wide theoretical and practical experience of low-frequency amplifiers and radio equipment.—Write to the Recruitment Agents, 11 Millbank London, S.W.1; state age, name in block letters, full qualifications and experience and quote M2C/30482/WF. [5171]

**TECHNICAL** Sale/Service Managers required for British West African branches of large British Company distributing domestic radio receivers, V.H.F. radiotelephone equipment, inter-communication telephones, domestic and commercial refrigerators, air conditioners, and office equipment. Good technical radio background essential. Refrigeration experience desirable. Familiarisation course arranged with U.K. manufacturers prior to departure for Africa. First class passage, sea/air, free furnished quarters, full pay on leave after approximately 18 months' tours, pension scheme.—Apply in own handwriting stating age (preferably between 21 and 30), whether married or single, full details education, qualifications, national service and business experience. Original references should not be sent.—Apply T.S.D., Box 6486. [5180]

**GUIDED WEAPONS**

The Guided Weapons Department of **Vickers - Armstrongs Limited**, Weybridge, has vacancies for the following Staff—

**GRADUATE ENGINEERS**, with degrees in Engineering, Physics or Mathematics, and 3 to 5 years' experience in one of the following categories:—

- E.1. Design and development of high pressure hydraulic or pneumatic systems and components.
- E.2. Development of techniques for vibration and/or climatic testing as applied to electronic equipment and design of associated test gear.
- E.3. Development work on reinforced plastics.
- E.4. Design of missile autopilots, simulators and computers.
- E.5. Design of U.H.F. and Micro-wave Transmitters and Receivers.
- E.6. Design of Transformers and magnetic amplifiers, with good general knowledge of electrical properties of materials.
- E.7. Design of electronic circuits and servo mechanisms.
- E.8. Engineering development of missile electronic equipments.

**TECHNICAL ASSISTANTS**, with degree, Higher National Certificate or equivalent, and experience in one of the following categories:—

- T.1. Development and test of high pressure hydraulic or pneumatic systems and components.
- T.2. Environmental testing of missile components.
- T.3. Manufacture of prototype missile electronic equipments to M.O.S. specifications.
- T.4. Manufacture of reinforced plastic components and potting of electronics.
- T.5. Development and test of instrumentation for missile trials.
- T.6. Development of missile autopilots and analogue computers.

**LABORATORY ASSISTANTS**, preferably with O.N.C. or equivalent.

- L.1. Assembly, test, and maintenance of hydraulic and pneumatic systems and components.
- L.2. Drawing and constructing test rigs used for mechanical and environmental testing.
- L.3. Manufacture of prototype electronic equipment and electro-mechanical devices. Layout and wiring from circuit diagrams and sketches, chassis work and simple machining.

**DRAUGHTSMEN**, with 2 years' experience or more as follows:—

- D.1. Design of ground, airborne or missile types of radar equipment.
- D.2. Design of small mechanisms such as missile autopilots, and electro-mechanical computers embodying gyroscopes, accelerometers, small motors, gearboxes, etc.

Apply to **Employment Manager, Vickers-Armstrongs Limited (Aircraft Division)**, Weybridge, Surrey, giving full particulars and quoting reference EO/G.W./reference number above.

Weybridge station is 30 minutes from London on the main Waterloo/Portsmouth line.

Additional buses operate to and from the Works at starting and finishing times. Canteen facilities.

# A. V. ROE & CO LTD

## WOODFORD AERODROME CHESHIRE

Have vacancies in their newly formed

### WEAPONS RESEARCH DIVISION

#### SIMULATOR DEVELOPMENT

Electronic Engineer with Honours Degree in Physics or Engineering and having experience on the design of electronic computers or simulators. The vacancy is for someone to take charge of and build up a team which will be working on Simulator Development.

#### TRIALS

Electronics Engineer with Physics Degree and a wide practical experience of telemetering.

The vacancy is for someone to take charge of and build up a team for the development of trials instrumentation.

GOOD SALARIES AND PROSPECTS. PENSION AND LIFE ASSURANCE SCHEME.

Apply giving full particulars of academic training and experience to:

**A. V. ROE & CO. LIMITED**  
Weapons Research Division  
Woodford, Cheshire



## METERS



#### FOR WORKSHOP AND LABORATORY

Electrical test instruments repaired and calibrated, all types and makes, ammeters, voltmeters, ohmmeters, DC/AC multirange meters, etc., meters converted and rescaled to specification. Quick service for industry

#### THE ELECTRICAL INSTRUMENT REPAIR SERVICE

329 Kilburn Lane, London, W.9. Tel. LAD 4168

#### SITUATIONS VACANT

**T**ECHNICAL writer with command of good English to create publicity material and deal with technical correspondence; apply in confidence, stating age, salary required, experience or Tel. Wembley 1200 for appointment.—Goodmans Industries, Ltd., Arnom Works, Wembley. [3279]

**A**N opportunity for advancement, governed only by ability, exists in a newly opened Division of a world-wide organization in N.W. Lancashire; a University or comparable degree in electrical engineering is essential and experience in the use of radiation equipment and general instrumentation for process control would be of value; although initially the servicing of installed instrumentation will be the primary responsibility, refinement of these controls, their adaptation to new equipment, and the development of entirely new processes will be the final goal. Superannuation, bonus and health schemes are all excellent but if these are of primary interest to you your application is not of interest to us. Faith that your own ability will determine your future is essential. If you have this we will be pleased to arrange an interview.—Box 6485. [3179]

**T**HE War Office requires for No. 35 Base Workshop, R.E.M.E., Old Dalby, Leicestershire: One Mechanical Engineering Officer (Main Grade) to control workshop repairing radar and associated equipment, knowledge and experience of modern electronic and allied engineering progress and process methods and technique of management essential, also ability to organise large repair programmes and production, inclusive salary range £960-£1,240 (Provincial). Applicants must be a substantial British parentage and Corporate Members of the Institution of Electrical Engineers or have passed or be exempt from Sections A & B of their membership examination. Starting salary fixed according to age, qualification and experience on range above, suitable material increase subject to satisfactory service. Post temporary but long-term possibilities.—Application forms from M.L.N.S., Technical and Scientific Register (K), 26, King St., London, S.W.1, quoting D.258/54.A. [3237]

**M**INISTRY of Supply requires Senior Examiners at various places including Birmingham, Bristol, Glasgow, London, Manchester and Sheffield to inspect and supervise firms' inspection in one of following fields: (a) Aircraft and Aero Engines; (b) Radio and Radar; (c) Instruments and Electrical Equipment; (d) Materials (metallic and non-metallic). Qualifications: Recognised engineering apprenticeship or equivalent training in relevant industry (or material posts, suitable training in chemistry, physics or metallurgy, O.N.C., City & Guilds or equivalent qualn. desirable. Salary: Within £635 (age 30)—£780, according to age and location. Not established but opportunities to compete for establishment may arise. State preference for duties and location when applying, but appointees required to serve anywhere in U.K. and to move when necessary.—Application forms from London Appointments Office, 1-6, Tavistock Square, London, W.C.1, quoting AA462. [3182]

**W**AR OFFICE require temporary assistant engineers for No. 2 War Office Signal Regiment, Droitwich, Worcester and Bampton Oxon. Salary payable on range £375—£765 (provincial); starting salary according to age, qualifications and experience; must be British or British parentage and possess either City and Guilds of London Institute Certificate in Telecommunications principles (First Class in Grade I or Second Class in Grade II) and first class certificates in one of following: Telephone Exchange systems, Telegraphy, Radio or Line Transmission/or City and Guilds Intermediate Certificate in Telecommunications Engineering/or first class certificate in Telecommunication Principles Grade I or above and TWO other certificates in different Telecommunication subjects which should be first class in Grade I or II or first or second class in Grade III or above; Higher National Certificate in Electrical Engineering or Inter. B.Sc. will be accepted, writing date of birth, education, full details of qualifications and experience of posts held (including dates) to—E.A.394 Appointments Officer, Ministry of Labour and National Service, 1-6, Tavistock Sq., W.C.1, by 20 September, 1954; no original testimonials should be sent; only candidates selected for interview will be advised. [3273]

#### SITUATIONS WANTED

**L**ECTURER, telecommunications, TV, L.A.M.I.E.E., wide experience, requires evening lectures, London or Surrey.—Box 6835. [3243]

**R**ADIO engineer desires overseas position, 20 years' experience British/American broadcasting and communications.—Box 6526. [3158]

**R**ADIO officer, M.N., aged 35, first-class certificate, radio/radar technician certificate, teacher's training certificate, general science, desires interesting work home or European countries; available September 1st.—Box 6447. [3168]

**B**RITISHER, Assoc. Brit. I.R.E., age 31, wide experience radio/radar techniques, present resident abroad, requires admin. and/or tech. rep. post, home or overseas (firmly knowledge Mid. East, Pakistan, Bharat, Ceylon, but would go anywhere); available interview U.K. Sept.-Oct.; present salary equiv. £2,500 p.a.—Box 6356. [3155]



## TRANSFORMERS

of all types up to 25 KVA for Single or Three Phase operation, Phase Conversion, etc.

## MAINS

Output, and Special Purpose Transformers for Radio Equipment; Chokes, etc.

## COILS

for Contactors E.M. Brakes, Air Valves, etc., and Coil WINDINGS for all purposes.

## SOLENOIDS

for A.C. and D.C. Operation

A.I.D. Approved.

## W. F. PARSONAGE & Co Ltd

### INDUCTA WORKS

PARK RD · BLOXWICH · WALSALL  
TELEPHONE: BLOX. 66464

## CABINETS

We specialise in making HIGH CLASS cabinets to individual specification, particularly in the high fidelity field. Competitive prices.

ALAN GRANSTON (Cabinet Makers),  
20, Lorrimore Bldgs., Diney Road, Walworth,  
Phone: RODney 2349. LONDON, S.E.17.

## SHORT BROTHERS & HARLAND

have vacancies in their Research Department for the following additional staff to work on guided missiles and other interesting military and commercial projects.

**Mechanical Section:** One Senior Engineer to develop hydraulic and pneumatic servos, precision mechanical devices etc.

**Electronics Section:** One Senior Engineer to control various groups engaged on computing, navigational and servo systems.

**Qualifications:**—Honours Degree with at least five years good engineering development experience in appropriate field. These are permanent positions in an expanding organisation. Good salaries and prospects for men with initiative; pension scheme; assistance with housing. Send full particulars of age, qualifications and experience, with salary required, to

Short Brothers & Harland Ltd.,  
Castlereagh Factory, Belfast. Quoting No. E7.



# WIRE

on  $\frac{1}{4}$ ,  $\frac{1}{2}$  & 1 lb. reels

In stock for IMMEDIATE DELIVERY

per  $\frac{1}{4}$  lb. reel

### ENAMELLED COPPER WIRE

SWG.	PRICE	SWG.	PRICE	SWG.	PRICE
10-18	1/6	28	2/4	38	3/3
20	1/8	30	2/6	40	3/6
22	1/10	32	2/8	42	4/3
24	2/-	34	2/10	44	5/6
26	2/2	36	3/-	46	8/3

### DOUBLE COTTON COPPER WIRE

16	1/9	24	2/8	32	3/8
18	2/2	26	2/11	34	4/2
20	2/4	28	3/2	36	4/8
22	2/6	30	3/6	38	6/2

### DOUBLE SILK COPPER WIRE

16	1/9	28	3/6	36	6/-
18	2/2	28	3/10	38	6/8
20	2/8	30	4/2	40	7/8
22	3/-	32	4/8	42	10/6
24	3/2	34	5/4	44	15/6

### TINNED COPPER WIRE

16	1/8	20	1/10	24	2/2
18	1/8	22	2/-	26	2/4

### ENAMELLED SINGLE SILK

20-22	2/6	32-34	3/9	40	7/8
24-26	2/9	36	5/-	42	11/0
28-30	3/3	38	6/-	44	17/0

INTERMEDIATE GAUGES AVAILABLE  
Nickel chrome and resistance wires available.

Orders up to £1 — Postage 1/3  
Orders £1 up — Post Free

# HYGRADE

WIRE CO.  
Telephone: GERARD 0293  
16 Gerrard Street London, W.1

**TECHNICAL TRAINING**  
CITY & GUILDS (Electrical, etc.) on "No Pass-No Fee" terms; over 95% successes; for full details of modern courses in all branches of Electrical Technology send for 144-page handbook—free and post free.—B.I.E.T. (Dept. 388A), 29, Wright's Lane, London, W.8. [0117]

#### TUITION

NOTHING succeeds like success! What we have done a thousand times we can do again for you—see the B.N.R.S. advt., page 156. [0172]

WIRELESS operating; attendance and postal courses.—Stamp for reply to Manager, The Wireless School, Manor Gdns., London, N.7. [0104]

#### CITY OF LIVERPOOL.

EDUCATION Committee.  
RIVERSDALE Technical College.  
MARINE Radio Officers' Course.  
A full-time course leading to the Postmaster-General's Certificate in Radiotelegraphy and Radiotelephony will commence in September, 1954.

APPLICATION forms and particulars may be obtained from the Principal, Riversdale Technical College, Riversdale Road, Liverpool, 19.  
THOMAS ALKER, Town Clerk and Clerk to the Local Education Authority. (J.A.3627.) [3235]

SEE the world as a radio officer, short training, low fees, scholarships, boarding/day students; stamp for prospectus.—Wireless College, Colwyn Bay. [0018]

FULL-TIME courses for P.M.G. Certs.—C.G.L.I. Telecommunications, Radar Maintenance Cert. and B.Sc. (Eng.); prospectus free.—Technical College, Hull. [0111]

LEARN it as you do it.—We provide practical equipment combined with instruction in radio, television, etc.—Write for full details to Dept. WW47, E.M.I. Institutes, London, W.4. [0179]

T/V & Radio.—A.M.Brit.I.R.E. City & Guilds, R.T.E.B. Cert., etc. on "no pass—no fee" terms. Over 95% successes. Details of Exams, & Home Training Courses in all branches of radio & T/V. Write for 144-page handbook—free.—B.I.E.T. (Dept. 387A), 29, Wright's Lane, London, W.8. [0116]

A.M.I.Mech.E., A.M.Brit.I.R.E. City and Guilds, etc. on "no-pass—no fee" terms; over 95% successes; for details of exams, and courses in all branches of engineering, building, etc.—write for 144-page handbook—free.—B.I.E.T. (Dept. 347B), 29, Wright's Lane, London, W.8. [0118]

THE Institute of Practical Radio Engineers have available home study courses in every phase of radio and television engineering specialising in the practical training of apprentices in the retail trade; enrolments limited, fees moderate.—The Syllabus of Instructional Text may be obtained post free from the Secretary I.P.R.E., Fairfield House, 20, Fairfield Rd., Crouch End, London, N.8. [0088]

FREE! Brochure giving details of home study training in radio, television, and all branches of electronics; courses for the hobby enthusiast or for those aiming at the A.M.Brit.I.R.E., City and Guilds Telecommunications, R.T.E.B., and other professional examinations; train with the college operated by Britain's largest electronic organization; moderate fees.—Write to Dept. WW28, E.M.I. Institutes, London, W.4. [0001]

WIRELESS telegraphy.—Merchant Navy offers to youths 16 upwards after qualification, lucrative positions as radio officers.—Trinity British School of Telegraphy, 179, Clapham Rd., S.W.9 (Est. 1906). Recognised by Ministry of Education, moderate fees, modern equipment, day and evening tuition; also postal courses in theory of wireless telegraphy for P.M.G. Certs. and Amateur Transmitting Licence. [0124]

#### BOOKS, INSTRUCTIONS, ETC.

"AMPLITUDE—Frequency Characteristics of Ladder Networks," by E. Green, M.Sc., with foreword by M. Dishal of Federal Telecommunications Laboratories, U.S.A.  
THIS book, destined to be a standard source of modern network theory design information, deals with the synthesis of ladder networks to give either Butterworth or Chebyshev amplitude response in the passband. It includes solutions for a ratio of terminal loads with applications to low pass and bandpass networks, and practical examples. A "Marconi Review" publication obtainable from Marconi's Wireless Telegraph Co., Ltd., Marconi House, Chelmsford, Essex. [3244]  
PRICE 25/- post free.

WIRELESS World, complete issues 1942-4, 1946-7, 1949-53, incomplete issues 1945, 1948; what offers?—Box 6487. [3181]

BOOKLETS "How to Use Ex-Govt. Lenses and Prisms," Nos. 1 and 2, price 2/6 each; ex-Govt. optical lists free for s.a.e.—H. English, Rayleigh Rd., Hutton Brentwood, Essex. [0181]

I.P.R.E. technical publications, 5,500 Alignment Peaks for Superheterodynes, 5/9, post free; data for constructing TV aerial strength meter, 7/6; sample copy "The Practical Radio Engineer," quarterly publication of the Institute 2/-; membership and examination data, 1/-.—Sec., I.P.R.E., 20, Fairfield Rd., London, N.8. [0089]

"THE TOPS"  
"UNIQUE"  
"FINE VALUE!"  
"AMAZING!"  
"Mr. Denny of Hollywood Radio Institute recommends"  
"A.I." is thrilled"  
"Dr. — is thrilled"

"Mr. Camm was right"

### RODING "HOME CONSTRUCTOR'S HANDBOOK"

Invest the modest sum of 2/6d. to obtain the best value the radio enthusiast can get

Printed on the finest glossy art paper it contains large blueprint, circuits, parts lists and technical descriptions enabling you (yes, YOU) to build any or all of the following high-class equipment.

- \*\*\*3-VALVE 3-BAND SUPERHET. FEEDER UNIT.
- \*\*\*4-VALVE 3-BAND SUPERHET. "NORM./HI-FID/GRAM." FEEDER.
- \*\*\*4-VALVE 3-BAND A.C. SUPERHET. ("CORONET.")
- \*\*\*5-VALVE 3-BAND A.C. SUPERHET.
- \*\*\*5-VALVE 3-BAND A.C./D.C. SUPER.
- \*\*\*6-VALVE 3-BAND A.C. SUPERHET.
- \*\*\*6-VALVE 3-BAND A.C./D.C. SUPERHET.
- \*\*\*3-VALVE 2-BAND T.R.F. SUPER QUALITY FEEDER WITH BASS/TREBLE CONTROLS.
- \*\*\*FEEDER AMPLIFIER AND POWER PACK.
- \*\*\*MAGIC EYE TUNING INDICATOR.
- \*\*\*SIGNAL TRACER A.C.
- \*\*\*5-WATT QUALITY AMPLIFIER A.C. WITH NFB.
- \*\*\*10-WATT PUSH-PULL QUALITY AMP. A.C. WITH NFB.
- \*\*\*SIGNAL GENERATOR, A.C., ETC., ETC.

Set Building and Servicing Hints, Facts and Formulae, Resistance Colour Code, Symbols, etc., etc., and our current Catalogue.

We can supply FREE FULL SIZE working drawings (see Handbook for full details), for the above and nothing is left to chance. All parts supplied by us are fully identified and our tuning units are completely pre-aligned.

YOU REQUIRE NO TEST GEAR!  
Also obtainable at leading booksellers and component stockists.

RODING LABORATORIES  
(DEPT. WW9)  
BOURNEMOUTH AIRPORT  
CHRISTCHURCH, HANTS

### "THE CHALLENGER"

BRITAIN'S NEWEST TAPE DECK  
Really compact, size only 11" x 7"  
Weight 6 lb.

Incorporating the very latest in Deck design and fitted with new type super heads giving high quality reproduction. Just the Deck you have been waiting for at the right price

£10. 10. 0



Send stamp for details of this and Amplifier to suit the E.W.A. Decks to:

E. W. A.

266 Warbreck Drive, Blackpool

1954 - 5

# CATALOGUE

JUST RELEASED

- ★ 60 PAGES
- ★ 2000 COMPONENT TYPES
- ★ 500 ILLUSTRATIONS

PRICE 1/-

COVENTRY RADIO  
189 DUNSTABLE RD., LUTON

Tel.: LUTON 2677



## THE NORTHERN POLYTECHNIC

Holloway Road, London, N. 7

Principal: T. J. DRAKELEY, C.B.E., D.Sc., Ph.D., F.R.I.C., F.I.R.I.

### Department of Telecommunications Engineering

Full-time Day and Evening Courses in Telecommunications Engineering in preparation for the Full Technological Certificate of the City and Guilds of London Institute, and Graduateship of the British Institution of Radio Engineers.

Part-time day release and Evening classes are held in preparation for the Radio Trades Examination Board's Certificates in Radio and Television Servicing.

Special short courses are available for qualified Service Engineers interested in Band III Television and Frequency Modulated Sound broadcasting.

All the above courses include practical laboratory and workshop experience.

London fees: £28 per year, or £10 per term, plus £2 registration fee, for full-time courses. (No fee for students under 18 years of age.)

Evening class fees range from 35/- to 50/-.

Enrolment for day classes by appointment.

Enrolment for evening classes, 5.30-7.30 p.m. 20th and 21st Sept.

New term commences 27th September.

### PROSPECTUS FREE

on application to the Secretary.

## THE

# CHAFFEY CABINET COMPANY

63a, CHELTENHAM RD., LONDON, S.E.15

TEL: NEW CROSS 4766



"I NEVER THOUGHT THAT I COULD MAKE A RADIO SET"

say Satisfied Customers "Your instructions were so simple couldn't go wrong!"

By using our "Home Constructor" Handbook (Price 2/6 only). YOU too can build superb sets Crammed with Circuits, Supra-Simplified wiring diagrams, constructional details and "Know-How"

\* "The most helpful book in the trade."

Send today to

**SUPACOILS**, Dept. W.24  
21 Markhouse Road, London, E.17

### BOOKS, INSTRUCTIONS, ETC.

**RADIO Interference Suppression:** As Applied to Radio and Television Reception. An up-to-date guide to the various methods of suppressing electrical interference with radio and television reception. Many practical applications are given, particular attention being paid to the problem of interference at television frequencies. Other chapters deal with the design and choice of suppressor components, methods of locating the source of interference, and suppression at the receiver itself. 10/6 net from all booksellers. By post 10/11 from Iliffe & Sons Ltd., Dorset House, Stamford St., London, S.E.1.

**MOTOR Cycle Engines:** Famous British Power Units Analysed. First Series. In this book sixteen famous engines are examined by experts of "The Motor Cycle" Staff and the designers concerned, the mechanism of each engine being specially drawn so that even the most complicated can be readily understood. There are also drawings and facts about nine other engines. 3/6 net from all booksellers. 3/9 by post from Iliffe & Sons Ltd., Dorset House, Stamford St., London, S.E.1.

**RACING Motorist:** His Adventures at the Wheel in Peace and War." By S. C. H. Davis of "The Autocar," who has driven racing cars for over thirty years. His victories and crashes, Brooklands, Le Mans, the Isle of Man—all are featured in this book of a great and exciting sport. 216 pages of speed and thrills—an ideal gift for the enthusiast. 10/6 net, from all booksellers. By post 11/- from Iliffe & Sons Ltd., Dorset House, Stamford St., London, S.E.1.

**RALLIES and Trials.** By S. C. H. Davis of "The Autocar." Describes in a colourful style the author's many adventures whilst driving in rallies and trials in all parts of Britain and Europe. The Monte Carlo Rally, the exciting Alpine Trials and many other spectacular events are recalled by this world-renowned racing driver. 15/- net from all booksellers. 15/7 by post from Iliffe & Sons Ltd., Dorset House, Stamford St., London, S.E.1.

**CASH From Your Camera.** By Arthur Nettleton, F.R.G.S. Shows how amateur photography can be made to pay for itself by the sale of pictures to newspapers, magazines, calendar publishers, etc., and deals with the many problems involved. 2nd Edition. 7/6 net from all booksellers. 7/10 by post from Iliffe & Sons Ltd., Dorset House, Stamford St., London, S.E.1.

**BRIGHTER Photography for Beginners.** By David Charles, F.R.P.S. Describes the whole photographic process without tedious explanation of optics, physics, chemistry or mathematics. This new edition, revised throughout and lavishly illustrated, is the obvious choice for those who want a non-technical explanation of how to succeed with a camera. Fourth Edition. 6/- net, from all booksellers. By post 6/4 from Iliffe & Sons Ltd., Dorset House, Stamford St., London, S.E.1.

**INTRODUCTION to Valves.** By R. W. Hallows, M.A.Cantab., M.I.E.E., and H. K. Milward, B.Sc.(Eng.), A.M.I.E.E. Describes principles, construction, characteristics and uses of most types of radio valve. The approach is simple and, as far as possible, non-mathematical, but the book provides the student with a thorough understanding of valves and how they work. 8/6 net from all booksellers. By post 8/10 from Iliffe & Sons Ltd., Dorset House, Stamford St., London, S.E.1.

**SHORT-WAVE Radio and the Ionosphere.** By T. W. Bennington. A new edition of "Radio Waves and the Ionosphere"; this book shows how existing ionospheric data can be applied to everyday problems of short-wave transmission and reception. 2nd Edition. 10/6 net from all booksellers. 10/10 by post from Iliffe & Sons Ltd., Dorset House, Stamford St., London, S.E.1.

**MANUAL of Hire Purchase Law.** 2nd Edition. By A. C. Crane and A. C. Crane Jnr., B.A. (Oxon). Clearly explains the mass of general legal points affecting hire purchase transactions. Both types are covered—the general law applicable to all cases and the Acts of 1938, which are dealt with clause by clause. 5/- net from all booksellers. By post 5/4 from Iliffe & Sons Ltd., Dorset House, Stamford St., London, S.E.1.


**ROADS of France: A Guide to Tourist Routes.** By A. G. Douglas Cleese. A handy-size book which enables the France-bound motor cyclist or motorist to find his way to the more popular tourist areas without worry or trouble. It also gives helpful information about hotel charges and tips and other valuable hints for the first-time visitor. 5/- net, from all booksellers. By post 5/2 from Iliffe & Sons Ltd., Dorset House, Stamford St., London, S.E.1.

### FREQUENCY MODULATION TUNER

Full Building Instructions, with Photographs, as featured recently in two articles in "Radio Constructor" 3/-. COMPLETE Set of Parts including 4 valves and 2 matched crystals, £7.2.6. IFT's—Ratio Detector and all coils £1.0.6. Chassis—Completely drilled 8/-. Jackson Bros. Dial and Condenser £1.5.3. G. Blundell 7, Sunnyside House, Child's Hill, London, N.W.2.

## MAST HEAD UNITS

(Gain approximately 15 dBs.  
Noise factor approximately 2 dBs.)



Beautifully designed and engineered

Incorporating a Cascade connected amplifier and suitable for use with all types of aerials. Supplied complete with power supply unit and mounting bracket. Descriptive leaflet on request.

Price Complete with 40 feet of special low loss feeder. £19.0.0 (sent carriage & pkg. free or available from your dealer).

**SPENCER-WEST QUAY WORKS, GT. YARMOUTH**

## WEBB'S SERVICE DEPARTMENT

for complete renovation of complex communications receivers of any make

Test report issued showing sensitivity, selectivity, signal/noise equal to, or better than, makers' original figures.

**WEBB'S RADIO, 14, SOHO STREET, LONDON, W.1**



Can now supply a full range of 4-sided Blank Chassis of 16 gauge half-hard aluminium.

Size (inches)	Price	Size (inches)	Price
6 x 4 x 2 ...	4/6	11 x 8 x 2½ ...	8/-
7 x 5 x 2 ...	5/-	10 x 8 x 3 ...	8/6
8½ x 5½ x 2 ...	5/6	13 x 8 x 2½ ...	8/9
10 x 4 x 2½ ...	6/-	12 x 9 x 2½ ...	8/11
9 x 7 x 2 ...	6/6	13 x 10 x 2½ ...	9/9
12 x 4 x 2½ ...	6/6	14 x 10 x 2½ ...	10/-
9 x 8 x 2½ ...	7/3	12 x 10 x 3 ...	10/3
10 x 8 x 2½ ...	7/6	15 x 10 x 2½ ...	10/6
12 x 5 x 3 ...	7/9	17 x 10 x 2½ ...	11/3
12 x 7 x 2½ ...	7/11	17 x 9 x 3 ...	11/9
		17 x 10 x 3 ...	12/6

Keep this List for reference.

**H. L. SMITH & CO. LTD.**  
287/289 EDGWARE ROAD, LONDON, W.2  
Telephone: Paddington 5891  
Hours 9 till 6 (Thursday, 1 o'clock).

Near Edgware Road Stations, Metropolitan & Bakerloo

*Switch on to*



**HENLEY SOLON**  
ELECTRIC SOLDERING IRONS

Solons save time, reduce costs. Solon soldering is always clean, reliable and simple. Five models, in voltage range 100-250; each with 6 feet Henley flexible, 65 watt; oval tapered or round pencil bits. 125 watt; oval tapered or round pencil bits. 240 watts; oval tapered bit.

Write for Folder Y.10



W.T. HENLEY'S Telegraph Works Co. Ltd.  
51-53 Hatton Garden, London, E.C.1

Most types of coil winding undertaken. Very quick deliveries, small or large quantities. Transformers, Chokes, Solenoids, Relay Coils, etc., wound on your own bobbins or formers for your own assembly. Impregnating (varnish) on all work done if required. Best quality material used. Single prototypes made to high standards, regulation and cool running, etc.

**FOR CATHODE RAY TUBE FAILURE**  
Special low capacity secondary winding for Heater/Cathode shorts to restore picture after this fault has occurred. All Primaries tapped, framed and tag panelled. 200/250, 2 v. at 2 a., 4 v. at 2 a., 6.3 v. at 2 a., 10.8 v. at 0.3 a., at 29/6 each.

(Discount to trade)  
**EMISSION REJUVENATORS.** 200/250 tapped output tapped in steps. 2 v. to 2½ v. to 2½ v. at 2 a., at 35/6 each.  
Output 200/250 tapped in steps 6.3 v. to 7 v. to 8 v. up to 9½ v. at 2 a., at 37/6 each.  
(Discount to trade)

Both space wound for Heater/Cathode shorts also

**T.V. HEATER TRANSFORMERS.** 200/250 6.3 v. at 7 a., 0-2-6.3 v. at 2 a., at 19/6 net.

**T.V. AUTO TRANSFORMERS.** 0-190-210-230-240 at 6.3 v. at 7 a., 0-2-6.3 v., at 2 a., at 27/6 net.

**T.V. FRAME TRANSFORMER.** 60 H. magnetic deflection, suitable for most home constructed sets at 15/6 net.

**FULLY SHROUDED,** 200/250 input, 350/0/350 v. at 150 mA., 6.3 v. 5 a., 5 v. 3 a. 49/6 net.

**NORTHERN TRANSFORMER CO.**  
215 BARKEREND ROAD  
BRADFORD, YORKS

**LYONS RADIO Ltd.**

**RADIO EXHIBITION.** Once again we are holding our SPECIAL SALE, starting Aug. 25th to coincide with the commencement of the Radio Exhibition. Our premises are only a little over a mile from Earls Court so if in town why not pay us a visit and secure some of the many bargains which will be displayed, all at clearance prices. EXAMPLES: R.1155's from 39/6, R.1132's from 15/-. A.C. Mains Power Packs from 25/-. Chassis for breakdown from 2/6 and literally hundreds of others. Despatch of purchases gladly arranged. Please don't write or phone for further details as we must restrict this SALE to PERSONAL SHOPPERS.

**INVERTERS.** Known as Rotary Converter type 3 Air Min. ref. 5U/2400. Input 24 v. D.C. Output 115 v. A.C. at 1,200 cycles. Output power at unity power factor 0.5 Kw. PRICE £3/10/-.

**REMOTE CONTROL TYPE 8.** Consists of a nicely made wooden panel 12x10x½ in., which looks like Teak, on which are mounted two tumbler switches, to the right is a row of 7 4BA terminals mounted on a Paxolin strip and to the left a heavy duty Morse Key, Air Min. type "D." In condition as new. PRICE 10/6, postage 2/6.

**24 v. ACCUMULATORS.** American made, as new and unused, 11 amp-hour capacity (at 5Hr. rate). Size 11x10x3½ in., with terminals projecting on side. PRICE 39/6. Carriage 6/-.  
**3 GOLDHAWK ROAD (Dept. M.W.), SHEPHERD'S BUSH, LONDON, W.12**  
Telephone: Shepherd's Bush 1729

**PRE-SET CONTROL LOCK**

Designed to lock the spindles of pre-set potentiometers or trimmers without rotational or lateral displacement of shaft.



Will accept wide range of panel thicknesses.

**TYPE G (right)**  
**TYPE P (left)**  
Very attractive appearance for panel mounting.



Send for leaflet 12

**SUTTON GOLDFIELD ELECTRICAL ENGINEERS**  
Clifton St., Sutton Coldfield, phone 5666

**QUARTZ CRYSTAL UNITS**



Type B7



The type B7 unit is mounted in the standard B7G valve envelope and is hermetically sealed and fully evacuated.

Available for the frequency ranges from 100 kc/s. to 500 kc/s. and from 3 Mc/s. to 16 Mc/s. Gold electrodes applied by cathodic sputtering give permanence of calibration. Normal adjustment accuracy 0.01% Max. adjustment accuracy 0.003%.

Early delivery can be given of some frequencies, and we will be pleased to quote for your specific requirements.

**THE QUARTZ CRYSTAL Co. Ltd.**  
63-71 Kingston Road,  
NEW MALDEN, SURREY

Telephone: MALden 0334 Cables, etc.: QUARTZCO NEWMALDEN

**THE MODERN BOOK CO.**

**BRITAIN'S LARGEST STOCKISTS OF BRITISH and AMERICAN TECHNICAL BOOKS**

**The Oscilloscope at Work** by A. Haas and R. W. Hallows. 15s. Postage 6d.

**Basic Mathematics for Radio Students** by F. M. Colebrook. 10s. 6d. Postage 4d.

**Basic Electronic Test Instruments** by R. P. Turner. 32s. Postage 1s.

**The Recording and Reproduction of Sound** by O. Read. 64s. Postage 1s.

**Wireless Servicing Manual** by W. T. Cocking. 12s. 6d. Postage 4d.

**Television Receiver Servicing: Vol. I—Time Base Circuits** by E. A. W. Spadbury. 21s. Postage 9d.

**Electronic Measurements** by F. E. Terman and J. M. Pettit. 72s. 6d. Postage 1s.

**Tape and Wire Recording: Data Book No. 8.** 2s. 6d. Postage 2d.

**Radio Designer's Handbook** by F. Langford-Smith. 42s. Postage 1s.

**Radio Engineers' Servicing Manual** edited by E. Molloy. 42s. Postage 1s.

**Television Test Equipment** by E. N. Bradley. 5s. Postage 3d.

**The Williamson Amplifier** reprinted from "Wireless World." 3s. 6d. Postage 3d.

**Radio Valve Data** compiled by "Wireless World." 3s. 6d. Postage 3d.

Please write or call for our catalogue.

**19-23 PRAED STREET**  
(Dept. W.9)

**LONDON, W.2**

'Phone: PADdington 4185

Open all day Saturday.

**OPPORTUNITIES IN RADIO**



Get this FREE Book!

'ENGINEERING OPPORTUNITIES' reveals how you can become technically qualified at home for a highly paid key-appointment in the vast Radio and Television Industry. In 144 pages of intensely interesting matter, it includes full details of our up-to-the-minute home study courses in all branches of TELEVISION and RADIO, A.M. Brit. I. R. E., City & Guilds, Special Television, Servicing, Sound Film Projection, Short Wave, High Frequency and General Wireless Courses.

We definitely Guarantee

**"NO PASS—NO FEE"**

If you're earning less than £15 a week this enlightening book is for you. Write for your copy today. It will be sent FREE and without obligation.

**BRITISH INSTITUTE OF ENGINEERING TECHNOLOGY**  
388b COLLEGE HOUSE,  
29-31, WRIGHT'S LANE,  
LONDON, W.8.





## HIGH - FIDELITY F.M.

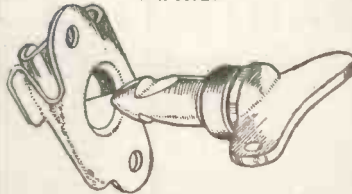
Enjoy the crystalline clarity of these regular transmissions. Many users are at 50-mile range from Wrotham, and over 200 at within 25 mls. Quantity production and minimum valves (3), makes reasonable price with quality possible.

AF output, 0.5 v. for 3 mV. input.  
Tuned range, 87-100 Mc/s.  
Bandwidth 150 kc/s. total.  
Basic tuner ..... £11 17 6  
With tuning eye and scale .. £14 0 0  
Mains unit ..... £3 0 0  
Out or indoor dipole, coax. .. £1 10 0  
Complete valved kit ..... £7 5 0  
Leaflets ..... 1 0

*Evening demonstrations. Trade supplied.*  
**BEL SOUND PRODUCTS CO.,**  
Marlborough Yard, Archway,  
London, N.19. ARC. 5078.

## ODDIE FASTENERS

Pat. 507249



THIS FASTENER WITH ENDLESS APPLICATIONS—SIMPLE—POSITIVE SELF-LOCKING. MADE IN A VARIETY OF TYPES AND SIZES.

SPECIAL FASTENERS TO SUIT CUSTOMERS' REQUIREMENTS.


WIDELY USED IN THE RADIO INDUSTRY.

*Illustrated brochure and other information will be gladly sent on request.*  
DEPT "W.W."

**Oddie, Bradbury & Cull Ltd., Southampton**  
Tel.: 55883 Cables: Fasteners, Southampton

## THE HAYES COMPANY

RADIOGRAM CHASSIS  
RADIO FEEDER UNITS



RG/250. 10 valve chassis with contrast expansion, variable selectivity, £35.  
RG/160. 7 valve chassis, bass and treble controls, push-pull output, £20.  
RG/127. 6 valve all-wave chassis with push-pull output. £17/5-.  
TU/100/6. All-wave tuning unit for use with amplifiers. 6.3 heaters. £13/10-.  
TU/100/4. For 4 v. heater supply. £14.  
A/C/D.C. models are available.  
Full details gladly sent on request.  
16 Mare Street, London, E.8. Amh. 4400

## "Always a good deal" at WEST END RADIO

**EX-GOVT. CAR RECEIVERS, R.103**  
7 valves 6 volt type with B.F.O., etc., 2 channels, 1.7-4 Mc/s and 4-7 Mc/s., IF. freq., 465 kc/s. OUR price 95/- BRAND NEW. P. & P. 7/6.

**IMMERSION PUMPS.** Suitable for water, etc. Great lifting power. 24 v. A.C. or D.C., 45/-. Carr. 5/-.

**CANADIAN MARCONI No. 9 RECEIVERS.** 2 Channel 1.9-5 Mc/s. 10 valves. B.F.O. BRAND NEW, 95/-, P. & P. 15/-.

**109 RECEIVERS.** 2 Channel. 8 valves 1.8-8.5 Mc/s. Complete with speaker and vibrator pack for 6 volt operation. 90/-, P. & P. 10/-.

1,000 Bargains for callers!

## WEST END RADIO LTD.

14, LISLE STREET, LEICESTER SQUARE, LONDON, W.C.2.

Phone: GER 7341  
OPEN ALL DAY SATURDAY!

GOVERNMENT SURPLUS ELECTRICAL RADIO EQUIPMENT NEW 76 PAGE ILLUSTRATED CATALOGUE, PRICE 1/- POST FREE INLAND. 2/6 OVERSEAS SEAMAIL & 4/- OVERSEAS AIRMAIL.

**ARTHUR T. SALLIS (W.W.)**  
193 NORTH RD., BRIGHTON. Tel: Brighton 25806

## CABLES AND FLEXES CHEAPER IN ODD LENGTH COILS

No coil under 25 yds All Prices per 100 yd. lot. Everything tested and guaranteed.

(100 yd. Coils can be supplied-add 1/6 in £ to prices)

	Do. 7/029	W/E 7/044	W/E
<b>TWIN FLAT</b>	1/044	3/029	
RUBBER	39/-	49/-	59/-
PLASTIC	36/-	49/-	57/-
Single V.L.B.	17/-	21/-	—
Single Plastic	13/-	22/-	—

	3 Core	40/38	23/38	40/38
<b>CIRCULAR</b>				
RUBBER	54/-	61/-	76/-	75/-
PLASTIC	41/-	54/-	78/-	63/-
Padd./Bridged	35/-	42/-	53/-	53/-
FLEX. Plastic twin twisted or flat, 13/9. Maroon flex, 24/-.				

(in 10/20 yd. coils 20/-) in 100 yd. coils 27/6.  
100 yd. Coils Transparent Plastic, T.T. or flat, 15/-; Earth Wire 7/029 tinned, 7/6; per 100 foot lot. Less than 100 yd. lot of anything supplied just add 5%. Send for list every type ever made is available. Add part carriage to small orders please.  
British Distributing (W.W.), 591 Green Lanes, London, N.8. MOU. 0055/6.

## Introducing the:— TYANA TRIPLE THREE



Reg. Design, No. 867884

MAKE SOLDERING A PLEASURE  
SMALL SOLDERING IRON

Complete with detachable BENCH STAND ..... 19/6

The smallest high-power soldering iron. Length only 8 1/2 in.; adjustable long bit dia. 3/16; mains voltages 100/110, 200/220, 230/250.

## The "STANDARD" Popular Soldering Iron




now reduced to 14/11

Replacement Elements and Bits for both types always available.

**KENROY LIMITED**  
152/297 UPPER ST., ISLINGTON, LONDON, N.1.

Telephone: Canonbury 4905-4663

## A. C. SOLENOID TYPE SA.



Continuous 3/4 lb. at 3/4"  
Instantaneous to 6 lbs.

100% PRODUCTION INSPECTION

Larger and Smaller Sizes Available. Also Transformers to 6kVA 3 Phase.

## R. A. WEBBER LTD.

18, FOREST ROAD, KINGSWOOD, BRISTOL. Phone: 74065

## LEEVERS RICH

For clean, noise-free Recordings—the

## LeeRaser


Tap De-magnetiser—as supplied to B.B.C. and leading recording studios.

MODEL B (up to 7" spool capacity) £9. 10. 0.

MODEL C (up to 12" spool capacity) £15. 0. 0.

## LEEVERS-RICH EQUIPMENT LTD.

Manufacturers of high quality magnetic recorders  
37, WARDOUR STREET, LONDON, W.1. GER. 4502



FOR A.C. MAINS

Tropical Specification



**COPPER WIRE**

S.W.G.	COTTON-COVERED		SILK-COVERED	
	2 ozs.	4 ozs.	2 ozs.	4 ozs.
16	1/4	2/-	1/4	2/-
18	1/4	2/2	1/4	2/2
20	1/5	2/4	1/7	2/8
22	1/6	2/8	1/9	3/-
24	1/7	2/8	1/10	3/2
26	1/9	2/11	2/-	3/6
28	1/10	3/2	2/2	3/10
30	2/-	3/6	2/4	4/2
32	2/1	3/8	2/7	4/8
34	2/4	4/2	2/11	5/4
36	2/7	4/8	3/3	6/-
38	3/4	6/2	4/7	6/8
40	4/6	8/-	4/1	7/8

WIRES TO 48 S.W.G. AVAILABLE

**COPPER INSTRUMENT WIRE ENAMELLED, TINNED, LITZ, COTTON AND SILK COVERED.**

All gauges available.

B.A. SCREWS, NUTS, WASHERS, soldering tags, eyelets and rivets. EBONITE AND BAKELITE PANELS, TUFNOL ROD, PAXOLIN TYPE COIL FORMERS AND TUBES.

ALL DIAMETERS.

SEND STAMP FOR LIST. TRADE SUPPLIED

**POST RADIO SUPPLIES**

33 Bourne Gardens, London, E.4



*The strange case of the varnished nylon*

This young lady is about to leave for Equatorial Africa, where Varnished Nylon manufactured by our friend Symons is particularly trustworthy. Indeed, under tropical conditions anywhere it combines mechanical strength with excellent electrical properties. It has, observe, two notable features. As a straight cut tape it is sufficiently extensible to replace bias cut tape in many applications. Second, it has a far higher insulation resistance under humid conditions than any other varnished fabric. A pretty case and a pretty client, if I may say so.

**VARNISHED NYLON**

Available in both Yellow and Black qualities. Manufactured in 4, 5 and 6 mil thicknesses, straight or bias cut, in rolls 36" wide, or as tape, any width (English or Metric measure), with straight, slit or serrated edges.

**TESTED FLEXIBLE INSULATION BY**

*H. D. Symons & Co. Ltd.*

PARK WORKS · KINGSTON HILL · SURREY  
TEL KINGSTON 0091 · GRAMS INSULATION (PHONE: KINGSTON · ON · THAMES)

*Symons*  
**ADVISORY SERVICE**

If you have an electrical insulation problem, send it to us! Our experts will be pleased to advise you.

*Chassis, Cases* and all metal fittings made to specification for the Radio and Electronic Industry.

**STAR METAL PLATE WORKS**  
74 CHURCH Rd., BARNES, S.W.13  
Tel: RIV 4673/4

**MAGNETIC SOUND HEADS** for Tape Recording Machines. Also Miniature Types suitable for Cine Projectors.  
Manufacturers' Contracts Undertaken  
**ALTAFLUX LTD.,**  
56 GT. HAMPTON STREET, BIRMINGHAM, 18

**TANNOY**  
SOUND EQUIPMENT

Tells you what's going on clearly

WEST NORWOOD · S.E.27  
Telephone: GIPsy Hill 1131 (7 lines)

**CLASSIFIED ADVERTISEMENTS**

**Use this Form for your Sales and Wants**

To "Wireless World" Classified Advertisement Dept., Dorset House, Stamford St., London, S.E.1

**PLEASE INSERT THE ADVERTISEMENT INDICATED ON FORM BELOW**

- **RATE: 7/- for TWO LINES.** 3/6 every Additional Line. Average six words per line.
- **Name and address to be included in charge if used in advertisement.**
- **Box No.** Allow two words, plus 1/-.
- **Cheques, etc.,** payable to Iliffe & Sons Ltd. and crossed & Co.
- **Press day, August 31st for October issue.**

NAME .....

ADDRESS.....


REMITTANCE VALUE..... ENCLOSED

Please write in block letters with ball pen or pencil.

NUMBER OF INSERTIONS.....

## INDEX TO ADVERTISERS

	PAGE		PAGE		PAGE
Acoustical Mfg. Co., Ltd.	23	Field, N. H.	154	Parsonage, W. F., & Co., Ltd.	172
Adcoia Products, Ltd.	16	Flimer, J. T.	180	Partridge Transformers, Ltd.	157
A.D.S. Relays, Ltd.	118	Fluxite Ltd.	168	P.C.A. Radio	148
Advance Components, Ltd.	12, 29	Foyle, W. & G., Ltd.	152	Pearce, T. W.	158
Aeralite, Ltd.	121	Franks, H.	169	Pitman, Sir Isaac, & Son, Ltd.	160
Aero Research, Ltd.	26	Furnikil	112	Post Radio Supplies	177
Airmec, Ltd.	23	Furzehill Laboratories, Ltd.	56	Power Controls, Ltd.	8, 19
Aiken Components, Ltd.	123			Pratt's Radio	154
Alpha Radio Supply Co., The	155			Premier Radio Co.	85, 86, 87
Altaflex, Ltd.	177			Proops Bros., Ltd.	150
Altham Radio Co.	113			Pye, Ltd.	10, 83
Ambassador Radio & Television	116			Pye, W. G., & Co., Ltd.	55
Amplex Appliances (Kent), Ltd.	76				
Amplivox, Ltd.	24			Quartz Crystal Co., Ltd.	175
Anders Electronics, Ltd.	46				
Anglo-American Vulcanised Fibre Co., Ltd.	46			Radio & Electrical Mart, The	150
Antiference, Ltd.	11			Radio Corporation of America	6
Appointments Vacant	171, 172			Radio Kits, Inc.	168
Arcoelectric Switches, Ltd.	142			Radio Resistor Co. Ltd., The	49
Ariel Sound	166			Radio Servicing Co.	131
Armstrong Wireless & Television Co., Ltd.	38, 82, 129, 161			Radiospares, Ltd.	166
Ashdown, H.	68			Radio Supply Co.	140, 141
Ashworth, H.	114			Radio Traders, Ltd.	148
Automatic Coil Winder & Electrical Equipment Co., Ltd. The	1			Rees-Mace, Marine, Ltd.	81
Autoset (Production), Ltd.	84			Reliance Mfg. Co. (Southwark), Ltd.	130
				R.E.M.E.	130
				Reproducers & Amplifiers, Ltd.	39
Baker "Selhurst" Radio	122			R.M. Electric, Ltd.	58
Barker Natural Reproducers	163			R.N.Z.A.F.	130
Barton's (Radio)	146			Roding Laboratories	175
Beamish, V. W.	164			Roe & Co., Ltd.	172
Belcher (Radio Services), Ltd.	102			Rogers Development Co.	64
Belling Radio, Ltd.	93			Rola Celestion, Ltd.	44
Bell, John, & Croyden	84			Rollet, H., & Co., Ltd.	168
Bel Sound Products, Ltd.	176			Rudman Darlington (Electronics), Ltd.	74
Benson, W. A.	164				
Berry's (Short Wave), Ltd.	63			Salford Electrical Instruments, Ltd.	43
Birmingham Sound Reproducers, Ltd.	84			Sallis, A. T.	176
B. K. Partners, Ltd.	87, 126			Samsom Surplus Stores	151
Blickvac	114			Sangamo Weston, Ltd.	162
Blundell, C.	160, 174			Savage Transformers, Ltd.	161
Bolton & Paul Aircraft, Ltd.	125			Scientific Instrument Co.	164
Borough Polytechnic	170			Service Radio Spares	144
Bradmatic, Ltd.	110			Sherman's Supply Co.	167
Britain, Chas. (Radio) Ltd.	153			Simmonds, L. E., Ltd.	78
British Communications Corp., Ltd.	45			Smith, G. W. (Radio), Ltd.	143
British Distributing Co.	176			Smith, H. L., & Co., Ltd.	174
British Institute of Engineering Technology	162, 175			Sound Sales, Ltd.	104
British Insulated Callender's Cables, Ltd.	156			Southern Radio Supply, Ltd.	169
British National Radio School	156			Southern Rentals, Ltd.	120
British Physical Laboratories	64, 123			Spencer-West	174
British Sarozal, Ltd.	156			Spicers, Ltd.	114
Brookes Crystals, Ltd.	80			Standard Telephones & Cables, Ltd.	27, 91, 99
Brown, S. G., Ltd.	116			Star Metal Plate Works	177
Buigin, A. F., & Co., Ltd.	Edit.			Stern Radio, Ltd.	132, 133, 134, 135
Bullers, Ltd.	76			Stewart Transformers, Ltd.	80
Bull, J., & Sons	126			Stratton & Co., Ltd.	78
				Sudex, Ltd.	18
				Suggden, A. R., & Co. (Engineers), Ltd.	60
Candler System Co.	170			Supacolls	154, 174
Caxton Publishing Co., Ltd.	104			Sutton Coldfield Electrical Engineers	175
Chaffey Cabinet Co.	174			Symons, H. D., & Co., Ltd.	177
Champion Products	154				
Chapman, C. T. (Reproducers), Ltd.	17			Tannoy Products, Ltd.	177
Cinema Television, Ltd.	17			Tape Recorders (Electronics), Ltd.	25
City Sale & Exchange, Ltd.	131			Taylor Electrical Instruments, Ltd.	69
Claire Instruments, Ltd.	112			Taylor Tunnicliffe (Refractories), Ltd.	79
Classic Electrical Co., Ltd.	30, 31			Telecraft, Ltd.	164
Clydesdale Supply Co.	136			Telegraph Construction Co., Ltd.	Cover 111
Clyne Radio, Ltd.	145			Telegraph Construction & Maintenance Co., Ltd.	129
Cohen, D.	147			Telemechanics, Ltd.	124
Cole, E. K., Ltd.	94			Tele-Radio (1943), Ltd.	124
Collaro, Ltd.	35			Teletelco, Ltd.	52
Cosmocord, Ltd.	92			Teleton Co., The	164
Cossor, A. Co., Ltd.	102			The Times	15
Coventry Radio	173			Transradio, Ltd.	64, 122
Cranston, Alan	172			Trianon Electric, Ltd.	52
				Trix Electrical Co., Ltd.	Edit. 467
				Truvox, Ltd.	40, 117
Davies, A., & Co.	162				
Davis, Jack (Relays), Ltd.	130			Unclis, Bliss & Co., Ltd.	54
Denco (Clacton), Ltd.	119			United Insulator Co., Ltd.	38
Direct T.V. Replacements	62			Universal Electronics	146
Dixon's Electronic Sales & Service	160			Universal Engineering Co.	150
Donohoe's (Timers)	162			University Electrical Instruments Co., Ltd.	154
Drayton Regulator & Instrument Co., Ltd.	68				
Dubilier Condenser Co. (1925), Ltd.	22			Valradio, Ltd.	82
Duke & Co.	165			Venner Accumulators, Ltd.	60
Duici Co., Ltd. The	164			Venox Sales, Ltd.	46
Dun-Sobieson Electrical Co.	166			V.E.S. Wholesale Services, Ltd.	154
Dynatron, Ltd.	110			Vortexion, Ltd.	97
E.A.P. (Tape Recorders), Ltd.	78			Wayne Kerr Laboratories, Ltd. The	7
Easco Electrical, Ltd.	164			Weber, R. A., Ltd.	176
Edison Swan Electric Co., Ltd.	59, 69, 96, Cover 11			Webb's Radio	48, 174
Electrical Instrument Repair Service, Ltd.	172			West End Radio, Ltd.	176
Electrical Instrument Co. (Hillington), Ltd. The	116			Westinghouse Brake & Signal Co., Ltd.	53
Electric Audio Reproducers, Ltd.	165			Weymouth Radio Mfg. Co., Ltd., The	126
Electro-Acoustic Developments	166			Wharfedale Wireless Works	127
Electro-Acoustic Industries, Ltd.	73			Whitaker, H.	130
Electronic Precision Equipment	106, 107			White, S. S., Co. of Gt. Britain, Ltd. The	41
Electro Methods, Ltd.	13			Whiteley Electrical Radio Co., Ltd.	47
Electro-Winds, Ltd.	152			Whittemore, A. J. (Aeradio), Ltd.	160
E.M.I. Institutes	51, 99, 102			Whitson, L.	167
English Electric Co., Ltd. The	156			Willesden Transformer Co., Ltd.	50
Ever Ready Co. (Gt. Britain), Ltd. The	111			Woolleys Radio	142
E.T.A. Tool Co. (Leicester), Ltd.	122			Wright & Weaire, Ltd.	4, 5
E.W.A. Tool Co.	173				
Export Packing Service, Ltd.	118			Young, C. H.	144
				Z. & I. Aero Services, Ltd.	162





# Leadership on Show

The Annual Radio Show once again demonstrates the proud position occupied by T.C.C.

Condensers — they will be in the majority of chassis exhibited, as they have been at so many previous Shows.

This leadership is not easily achieved nor easily held : only by constant research and development can we maintain our jealously-guarded reputation for quality. May we welcome you at our Stand to show you some of our latest productions?

**STAND 101 & DEMONSTRATION ROOM D17**



**THE TELEGRAPH CONDENSER CO. LTD**

RADIO DIVISION · NORTH ACTON · LONDON · W.3 · Telephone: ACOrn 0061 (9 lines)

**SPECIALISTS IN CONDENSERS SINCE 1906**



# ERSIN MULTICORE SOLDER

meets every requirement of

**MANUFACTURERS**

**7 lb. REELS**



ERSIN MULTICORE SOLDER contains 3 or 5 cores of Ersin Flux, a high grade, non-corrosive rosin with an increased fluxing action. Ersin Flux makes precision soldering quicker and more economical. Thin solder walls ensure instant melting and there is no need for extra flux.

Ersin Flux not only prevents oxidation during soldering but actually cleans surface oxides. 6 alloys and 9 gauges supplied in nominal 7-lb. reels : other alloys and gauges to special order.

Ersin Multicore Solder is made to comply with A.I.D., G.P.O., A.R.B., D.T.D. 599, R.C.S. 1000 and all U.S.A. Federal specifications. The consistently high quality of Ersin Multicore Solder as supplied to manufacturers during the past 15 years, has justified its reputation as "The Finest Cored Solder in the World".

**SERVICE ENGINEERS**

**RADIO AND T/V SERVICE ENGINEERS' 1-lb. REELS**

An economy pack containing approximately 167 feet of 18 s.w.g. 50/50 alloy.

Cat. Ref. R.5018 15/- each (subject).



**RADIO ENTHUSIASTS**

**HANDY SIZE 1 CARTONS 5/- EACH**  
(subject)

4 specifications.



Cat. Ref. No.	Alloy Tin/Lead	S.W.G.	Approx. length per carton
C 16014	60/40	14	21 feet
*C 16018	60/40	18	55 feet
C 14013	40/60	13	19 feet
C 14016	40/60	16	38 feet

\* Specially recommended for television.

Also available in 6d. cartons containing approx. 3 feet 40/60 Alloy 18 s.w.g.

## Special MULTICORE products for specific uses



**MULTICORE TAPE SOLDER**

A real tin/lead solder containing cores of Ersin Flux. Melts with a match. Available to manufacturers in 3 1/2 lb. reels.



**Bib WIRE STRIPPER and CUTTER**

New 3 in 1 tool—an essential for every electrician or home handyman. Strips insulation without nicking wire. Cuts wires cleanly. Splits plastic extruded twin flex. Adjustable by turn of a screw to most thicknesses of wire. Packed in instruction cartons.

PRICE 3/6 EACH (SUBJECT)

## MULTICORE STAGE ANOTHER RADIO SHOW ATTRACTION

**Ferguson operatives will solder 25,000 joints in 10 days using ERSIN MULTICORE SOLDER**



Multicore are, once again, the only solder manufacturers to exhibit at the Radio Show. Spectators will see personnel from Ferguson's Enfield factory assembling and soldering tuner units to be fitted to Ferguson T/V sets. Ferguson Radio, like other leading manufacturers of electrical equipment, use Ersin Multicore Solder. Manufacturers, who have been using Multicore Solder for 15 years, know that

they can rely on its guaranteed characteristics—they know that, with the correct soldering technique, the continuous flux stream prevents dry or H.R. joints.

## ULTRA-FINE GAUGES



16 s.w.g. 22 s.w.g. 34 s.w.g.  
98 ft. per lb. 512 ft. per lb. 5,040 ft. per lb.

Yes, the 34 s.w.g. does contain 3 cores of flux!

Ersin Multicore Solder can be supplied in 1 lb. reels to Manufacturers in as fine a gauge as 22 s.w.g., and on 1/2-lb. reels in even gauges between 24 and 34 s.w.g.

## SPECIAL HIGH AND LOW MELTING POINT ALLOYS

Type	Melting point
T.L.C.	145°C
L.M.P. ALLOY (with 2% silver content)	179°C
P.T.	232°C
COMSOL (Tin/Lead/Silver)	296°C