



# Wireless World

NOVEMBER 1953

TWO SHILLINGS



RADIO, TELEVISION AND ELECTRONICS



## **EDISWAN MAZDA VALVES to A.N.R. SPECIFICATIONS**

It is of the utmost importance that valves employed in certain types of airborne electronic and radio equipment, particularly those responsible for the operation of equipment providing vital information, will withstand the rigorous conditions imposed on them and have a lower rate of failure than is normally expected of a commercial type of valve. The Air Registration Board therefore prescribes certain standards with which these valves must comply.

The Edison Swan Electric Co., Ltd., can produce valves to meet these requirements and enquiries are invited from manufacturers of airborne electronic equipment.

Ediswan engineers will be pleased to recommend types which can be produced to Air Navigation Regulation specifications.

**EDISWAN**  
M A Z D A

### *Valves and Cathode Ray Tubes*

THE EDISON SWAN ELECTRIC CO., LTD., 155 CHARING CROSS ROAD, LONDON, W.C.2.

*Member of the A.E.I. Group of Companies*

Telephone: Gerrard 8660

Telegrams: Ediswan, Westcent, London

# Wireless World

RADIO, TELEVISION  
AND ELECTRONICS

43rd YEAR OF PUBLICATION

Managing Editor: HUGH S. POCKOCK, M.I.E.E.

Editor: H. F. SMITH

NOVEMBER 1953

## In This Issue

EDITORIAL COMMENT .. .. .	505
TELEVISION AERIALS OF THE FUTURE. By <i>F. R. W. Stafford</i> .. .. .	506
POINT CONTACT GERMANIUM RECTIFIERS. By <i>R. T. Lovelock</i> .. .. .	511
LONG-RANGE MARINE RADAR .. .. .	515
A VALVE MEGOHMMETER. By <i>M. G. Scroggie</i> .. .. .	516
SWISS RADIO SHOW. By <i>G. H. Russell</i> .. .. .	521
COLOUR TELEVISION FOR BRITAIN .. .. .	523
AMERICAN COLOUR TELEVISION .. .. .	524
RADAR WIND MEASUREMENT .. .. .	527
LETTERS TO THE EDITOR .. .. .	529
V.H.F. BROADCASTING: PLANS FOR U.K. .. .. .	531
INTERNATIONAL TECHNICAL QUESTIONS.. .. .	532
WORLD OF WIRELESS .. .. .	533
SKIN EFFECT. By " <i>Cathode Ray</i> " .. .. .	537
TECHNICAL TRAINING .. .. .	542
TRANSISTORS—10. By <i>Thomas Roddam</i> .. .. .	543
NEW AIRFIELD RADAR EQUIPMENT .. .. .	547
NEON TUBE MEASURING DEVICE. By <i>H. E. Styles</i> .. .. .	549
HIGH PULSE-RATIO RADAR .. .. .	552
REFLEX PUSH-PULL RECEIVER. By <i>G. J. Pope</i> .. .. .	553
MANUFACTURERS' PRODUCTS.. .. .	555
RANDOM RADIATIONS. By " <i>Diallist</i> " .. .. .	556
UNBIASED. By " <i>Free Grid</i> " .. .. .	558

PUBLISHED MONTHLY (last Tuesday of preceding month) by ILIFFE & SONS LTD., Dorset House, Stamford Street, London, S.E.1. Telephone: Waterloo 3333 (60 lines). Telegrams: "Ethaworld, Sedist, London." Annual Subscription: Home and Overseas, £1 7s. 0d. U.S.A. \$4.50. Canada \$4.00. BRANCH OFFICES: Birmingham: King Edward House, New Street, 2. Coventry: 8-10 Corporation Street. Glasgow: 26B Renfield Street, C.2. Manchester: 260, Deansgate, 3.







NOVEMBER 1953

VOL. 59 No. 11

## *Speeding Up the Telegrams*

**W**RITING in a rather pessimistic mood just over a year ago, we expressed the view that radio was failing to attune itself to the tempo of modern travel; in other words, we were failing in our task of keeping up with the Comet. These strictures were particularly directed towards radio telegraphy, but, as wire and wireless are now so closely integrated, they might better have been applied to telegraphy as a whole. The inland telegraph service, conducted at a heavy financial loss, is predominantly wire-borne, and so, perhaps, is not quite our concern. At home the telegram has almost acquired an antiquity value, and by its rarity rather than its speed, compels attention where other means of communication fail to do so.

Overseas Commonwealth telegraphic communications are fortunately in a healthier state, but clearly every advantage must be taken of technical developments if the transit time of telegrams is to beat by a sufficiently wide margin the speeds of modern jet aircraft. And speeds of other kinds of transport are going up as well.

The present state of Commonwealth telecommunications was ably surveyed recently by J. A. Smale, Engineer-in-Chief of Cable and Wireless, the new Chairman of the Radio Section of the I.E.E., in his inaugural address. Most of the developments foreshadowed by Mr. Smale were in the direction of faster service. For instance, he envisaged a direct sender-to-addressee service for telegrams, comparable with the existing telephone system. Many of the developments envisaged are those applicable to submarine cables rather than to radio circuits, but the radio man can take heart in the thought that they will be essentially of a radio-like or electronic nature.

Mr. Smale said: "It is a firmly held belief among old telegraphers that the biggest fool in the world sits at the other end of his circuit." In that light-hearted way he introduced a very serious plea for common executive control of all the ends of the Commonwealth circuits. Freedom from errors and delay could, he maintained, best be attained by those means. He expressed the belief that "force of circumstances will eventually produce agreement among the self-governing nations of the Commonwealth to compromise with sovereignty to the extent

necessary to bring their telecommunications systems under unified control of a body possessing the confidence of all."

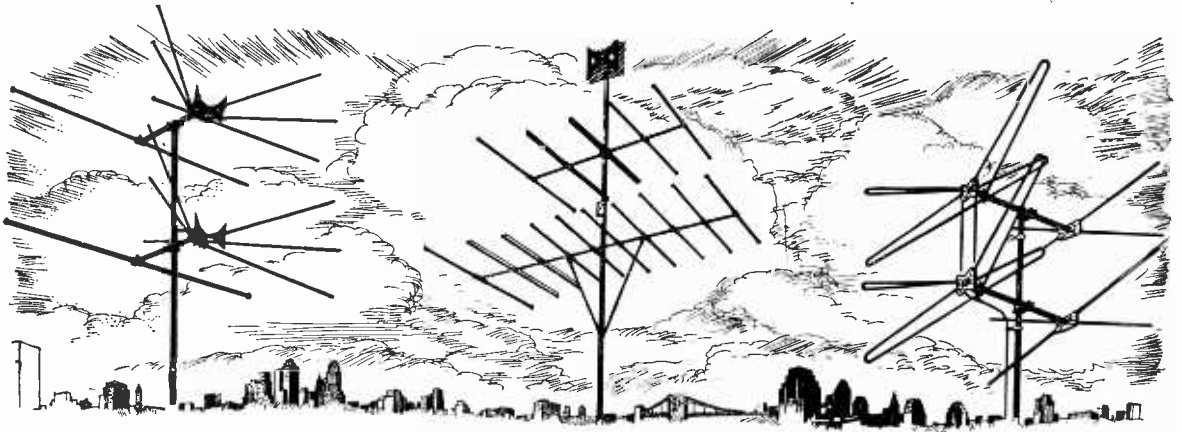
### *B.B.C. Progress*

**T**HE B.B.C. compels our admiration by the way in which it refuses to be shaken by the gusts of political controversy of which it is the storm centre. In spite of long-drawn-out uncertainty as to the way in which the Government will exercise powers of control over its future, the Corporation is calmly going ahead with plans for engineering extensions.

A useful survey of recent developments and of the existing state of broadcasting was recently given by Harold Bishop, director of technical services of the B.B.C., in his inaugural address as President of the Institution of Electrical Engineers. Mr. Bishop then went on to discuss proposed developments, first explaining at some length the present limitations on the medium-wave services. He admitted that reception of the Home programme was difficult or impossible during the hours of darkness for some 5M listeners. The position is deteriorating and such palliatives as can be used could not apparently be expected even to maintain the *status quo*.

Mr. Bishop then briefly outlined the B.B.C.'s plan for providing v.h.f. sound coverage by a system comprising 51 f.m. transmitters at 19 sites. This, presumably, would be the first stage of the Stockholm Plan, described in detail elsewhere in this issue. The first stations to be installed would be in those districts where medium-wave reception is bad. This is all subject to approval by the Government.

Few will quarrel with the general idea of reinforcing our present sound service in this way. We cannot imagine at this stage there will be very much support for the idea that the proposed v.h.f. service will come too late, and, with television growing at the present rate, will be outmoded before it starts. All this takes us into the sphere of prophecy rather than intelligent anticipation, and it would be indeed rash to hazard any guess as to the future position of sound *vis à vis* television.



# Television Aerials of the Future

—Not Forgetting V.H.F. Sound Broadcasting

By F. R. W. STRAFFORD,\* M.I.E.E.

ULTIMATELY the outcome of the Television Advisory Committee's first report will take the form of a mixture of politics, economics, and techniques and it is not the purpose of this article to gaze into the crystal ball, but to assume that all five bands internationally allocated to television and v.h.f. sound broadcasting will eventually be used.

To refresh the reader's memory, these bands are split up as follows:—

Band No.	Frequency Range (Mc/s)	Proposed use
1	41-68	Television
2	87.5-100	Sound broadcasting
3	174-216	Television
4	470-585	Television
5	610-960	Television

The United States are operating television in Bands 1, 3 and 4 and v.h.f. sound broadcasting in Band 2. The frequency range is in the ratio of about 10 to 1. Because the stations are not transmitting a common programme, receivers are expected to tune continuously through all channels and the aerial system must therefore be effective over the receiver tuning range. It is not the purpose of this article to deal in detail with the various types of American wide-band aerials excepting to point out that they appear to be inefficient compared with single-channel optimized aerials, and take various forms. The title illustration, which depicts only a few of the dozens of variants, leaves the rest to the reader's imagination.

One significant fact must be observed, namely: that all television and v.h.f. sound transmissions in the

U.S.A. are based on *horizontal polarization*, which at least gives the designer some common basis upon which to engineer his broad-band aerials.

It is with some dismay that one notes that the T.A.C. recommendations for Band 3 television envisage the use of vertical and horizontal polarization, according to the siting of the transmitter. This can only complicate the aerial design and render it more bulky than its U.S.A. counterpart unless some outstanding development is forthcoming.

The use of vertical and horizontal polarization for two television transmitters is confined to the case in which they operate on a common frequency channel (shared-channel operation), and is based upon evidence (so far as Band 1 is concerned) that, during anomalous propagation† a greater freedom from mutual interference results.

This technique may be fully justified on Band 1, where all stations are radiating a common programme, and no one minds a single aerial installation whether vertically or horizontally disposed. But consider the case of a viewer situated so that he is within range of one station in Band 1 and, say, four stations in Band 3, each radiating its own programme. The viewer will naturally require that his receiver be capable of selecting individual programmes and the aerial must be efficient at the frequencies involved.

Providing a common polarization is used, whether vertical or horizontal, it is not difficult to devise the necessary wide-band aerial, but on the present recommendations these four stations in Band 3 can all be vertically polarized, or horizontally polarized, or can be a mixture of both. Clearly, the only solution in this event is a pair of broad-band arrays, one erected vertically and the other horizontally, which just doubles

\* Belling and Lee, Ltd.

† *Wireless World*, March 1953.

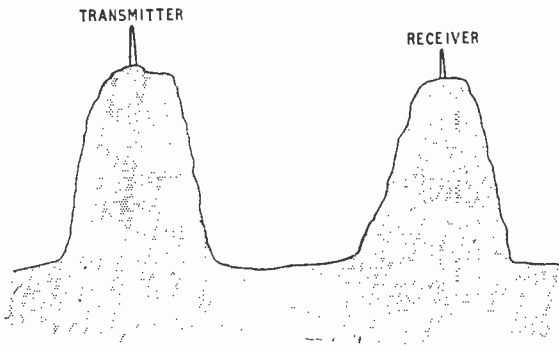


Fig 1. Example of practical "free space" conditions on the ground.

the total amount of equipment required for any one aerial installation!

Bearing in mind the fact that the frequency of Band 3 is, on the average, four times that of the Band 1, it is suggested that ample experimental evidence must be furnished that mixed polarization on shared-channel operation is an advantage before it is adopted. This is really the crux of the whole matter.

Clearly, it is impossible to enter into a detailed discussion on aerial design until this basic problem is fully resolved, but there are certain fundamental aerial concepts which may be discussed with advantage.

It is usual in theory to refer to "free space" conditions and, mathematically, this is essential in order to get exact solutions for wave-energy equations. But it may be taken that, at the frequencies concerned, a transmitting and receiving site respectively located on the peak of two mountains as shown in Fig. 1, and in direct line of sight, will approximate very closely to ideal "free space" conditions.

Assume that the transmitter is Alexandra Palace on channel 1 (45 Mc/s), and that a conventional "H"-type receiving aerial is used. Now scale the transmitting aerial down by a factor of 10 so that it is a resonant system at 450 Mc/s (which places it in Band 4) and energize it with exactly the same power. The

field strength at the receiving site will be unaffected. Now scale down the receiving aerial by a factor of 10 so that it is again a resonant system at 450 Mc/s. The amount of energy received by the aerial will be only one-hundredth of the original, even though the field strength at the aerial has remained constant. This is because the effective height of the aerial is proportional to the wavelength. Thus if the wavelength is reduced by a factor of 10 the induced e.m.f. in the aerial is reduced by the same factor, so that the energy, which is proportional to the square of the e.m.f., is reduced one-hundredfold.

It is obvious that something must be done to compensate for this very high loss, and it is satisfactory to know that quite a lot of signal may be recovered. If the space originally occupied by the transmitting aerial is filled with 450-Mc/s dipoles, all correctly phased and the same is done in the space previously occupied by the receiving aerial, then there is, theoretically, a net gain.

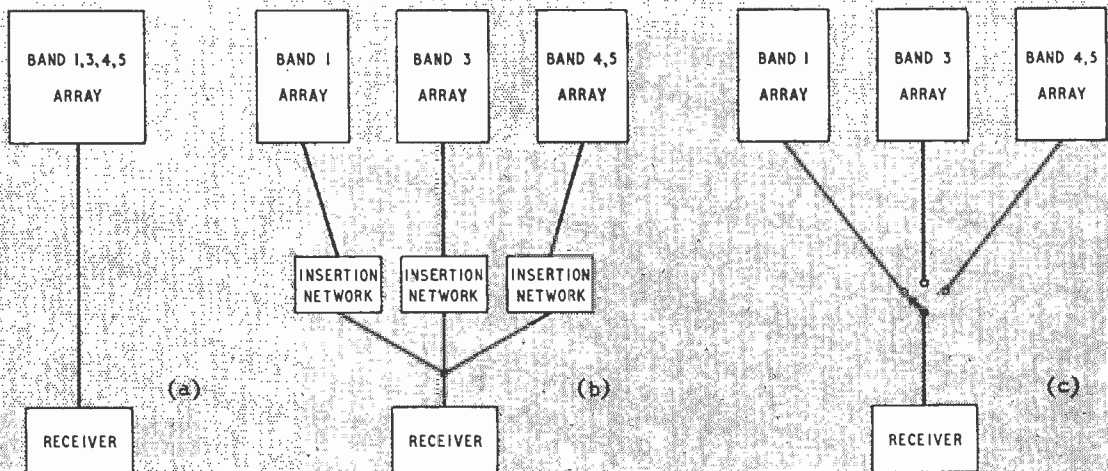
In practice there are certain difficulties on the transmitting side, and there is insufficient space to spare on the receiving side, bearing in mind that Bands 1, 2 and 3 aerials may also be required.

Even in the ideal case of the transmitting and receiving sites being located within line of sight and under "free space" conditions the net result is not likely to be better than that which would have been obtained at 45 Mc/s.

The problem is worsened in practice where the average receiving installation is on the usual type of undulating terrain and is surrounded by other buildings and structures. In these circumstances there are greatly increased propagational losses at 450 Mc/s due to diffraction and ground reflection effects and increased absorption of energy from intervening objects. In addition, there must be included the greater difficulty of exciting the transmitting aerial with anything like the same amount of radio-frequency power, and the higher noise-factor and lower conversion-efficiency of detectors employed in the receiver.

It is difficult to be hard and fast about the overall result of these added problems, but they all add up to a greatly reduced range, and an increased number

Fig. 2. Three basic designs for a multi-band v.h.f. aerial.





of pockets of low field strength within a given area as compared with a service on a lower frequency radiating the same power.

The same remarks apply to Band 3, but here the average frequency is only four times greater than that of Band 1; hence the effects are not so serious. Nevertheless, for a given system the results to be expected, so far as coverage is concerned, will be less than on Band 1.

From all this we may deduce one important point. If we neglect the Band 2 aerial, which is for sound-broadcast reception only, and assume that three separate aerials will be required for Bands 1, 3, 4 and 5 their respective heights should be in the same order—that is, the Band 4 and 5 aerial should be at the top of the mast, with the Bands 3 and 1 aerials progressively lower.

Forgetting the problem of mixed polarization, and assuming that everything is either vertically or horizontally polarized, the design of a suitable all-band aerial may be attacked in three ways.

First, an attempt may be made to devise a single multi-element array which will respond efficiently over all the bands. So far all that has been done has resulted in inefficient systems particularly as regards front-to-back ratio which is very important when "ghosts" are present. It must be remembered that the "ghost" problem is likely to increase as the wavelength is decreased because of the greater reflectivity of surrounding structures.

A second method is to devise a moderately broad-banded array for each channel and feed into a single transmission line via suitable isolating filter networks so that impedance matching may be maintained.

A third method is identical with the second, excepting that the isolating filters are removed and a separate and switchable feeder is used with each aerial.

These arrangements are depicted (in block diagram form) in Fig. 2. Obviously method (a) is ideal if it is capable of achievement. Method (c) would be frowned upon by receiver manufacturers and installers on the grounds of cost, so that the problem resolves itself into either (a) or (b) or some combination of both, but that is a matter which must be left to the ingenuity of the aerial designer and cannot be disposed of prematurely. It is sufficient to note that the U.S.A. has made varied attempts to solve this problem, and the reader is again referred to the title illustrations.

## Aerial Feeder

The question of feeders can now be discussed. The popular type at present employed in this country on Band 1 is of coaxial construction and, typically, has a loss when matched of about 3.5 db per 100 ft. The average suburban installation uses about 50 ft of this feeder so the loss (1.75 db) is not serious. It is well known that this loss increases as the square root of the frequency; hence, it is doubled on Band 3 and more than trebled on Bands 4 and 5. Bearing in mind the progressive deterioration of reception with increasing frequency there is a strong suggestion that the existing type of feeder is just about acceptable up to, and including, Band 3 but is completely unacceptable so far as Bands 4 and 5 are concerned.

An examination of data for coaxial feeders shows that a feeder for use at 500 Mc/s (Band 4) will require an outside diameter of nearly 1 in if its loss is not to exceed that at present accepted on Band 1 installations with the conventional feeder. The cost of such a

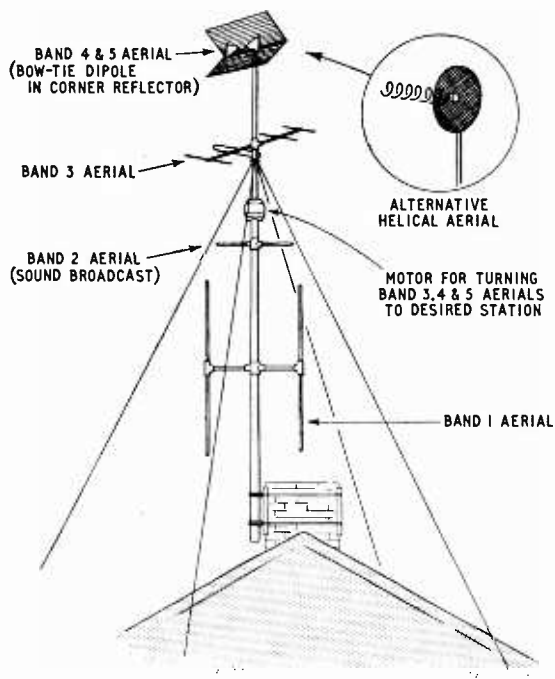


Fig. 3. A multi-band television and v.h.f. broadcasting aerial system might conceivably take this form.

feeder rises alarmingly and can far exceed the cost of the aerial, particularly on Bands 4 and 5 where the material content of the aerial may be fairly small.

Further, the matching of a single wide-band aerial to a feeder is rendered more difficult when the characteristic impedance is low (say 80 ohms), and it is difficult to design a low-loss coaxial feeder of higher impedance—in fact, anything greater than 100 ohms becomes economically impossible.

The Americans have long recognized this fact, and for this reason have almost invariably adopted 300-ohm twin feeders. It is a simple matter to design these for a characteristic impedance up to 400 ohms. They have the advantage of being much cheaper than an 80-ohm coaxial feeder for the same loss and a typical example will consist of a pair of parallel conductors of 7/30 s.w.g. copper wire separated about 0.4 in by a web of low-loss flexible insulating material such as polythene. The characteristic impedance is 300 ohms and the loss at 450 Mc/s (when dry) is about 3 db.

The disadvantage, due to the open construction of this (so-called) ribbon feeder is that it must be spaced a few inches from walls and other semi-conducting surfaces, or the inherent attenuation loss increases, and the characteristic impedance decreases, thereby causing additional mis-match losses.

Measurements have shown that the installation of 300-ohm ribbon feeder in close proximity to a conductive surface doubles the inherent attenuation loss and reduces the impedance to about 240 ohms. Also, ribbon feeders, on account of their open construction, are very susceptible to nearby interfering fields unless they are electrically balanced; in practice this is difficult, if not impossible, to attain over a wide frequency range.

For a given conductor size the inherent attenuation

is almost inversely proportional to the characteristic impedance. By closing the spacing so that the conductors are separated by about 0.1 in the characteristic impedance will fall to about 150 ohms. This feeder is cheaper because less insulation is used, but the loss will be double. At some increase in cost the conductors may be increased in diameter and the losses reduced somewhat, so, at about the same overall cost, a twin feeder may be converted from 300 to 150 ohms with about 30½% increase in loss.

What is more important, however, is that it is far less influenced by proximity effects. It can be installed without stand-off insulators (these are always used in U.S.A.) and the loss, under the most adverse conditions when routed close to a conductive surface, will increase by only 20% and the impedance will fall by about 10%. This is confirmed by experiment. Additionally, its susceptibility to local interference is reduced and the balancing problem is simplified somewhat. It is hoped that designers of converters, or broad-band receivers, will give these suggestions careful consideration.

Some idea of the shape of things to come may be gleaned from Fig. 3. In accordance with the best technical ethics the Bands 4 and 5 aerial will be at the top of the mast. A typical broad-band aerial may consist of a "bow tie" dipole (already popular in the U.S.A.) located in a wire mesh corner-reflector. Alternatively, a bowl-type reflector may be used, or the helical aerial, with reflector mat, as devised by J. D. Kraus of Ohio State University (see inset). Bearing in mind the increased propagation losses and other sources of inefficiency in the receiver, and the increased "ghosting" problems, it is unlikely that anything so simple as a dipole or even "H" type array will be satisfactory in Bands 4 and 5, excepting line-of-sight conditions. Even then "ghost" elimination may require highly directional arrays, and for wide-band operation the usual parasitically excited rod elements can only work over a fairly restricted frequency band and must be replaced by a surface such as a corner reflector, bowl or mat.

The Band 3 aerial may take the form of a multi-element Yagi with folded dipole to provide the necessary frequency coverage, which is beyond the capabilities of the simple dipole array. The centre impedance of a folded dipole is of the order of 300 ohms, but by the time the parasitic reflector and director elements have been added this will be reduced and is another good reason why a 150-ohm feeder is to be preferred. There will be variants of this aerial (see title illustration) but it cannot be pointed out too strongly that, in the present state of the art, the gain of an aerial is uniquely related to the space it occupies, and that increasing gain without increasing physical size is as impossible as pouring a quart from a pint pot.

The Band 2 aerial is not very ambitious because it is required for sound-broadcast reception and there are no "ghosting" problems, and very little directional effect is likely to be required. At extreme ranges it may need the addition of a reflector and, perhaps, director elements, in which case it will look like a larger version of the Band 3 aerial.

There follows, finally, the conventional (and largest) aerial for Band 1. For reception of the horizontally polarized transmitters (e.g., Belfast) it may be combined with Band 2 and 3 aerials to provide a much more presentable installation occupying far less space. Fig. 3 has, however, been drawn purposely to bring out this point in considering vertical polarization on

Band 1. Bearing in mind that the present plan envisages mixed polarization in Band 3 the earlier remarks on the effect on aerial design may be added (in imagination) to Fig. 3!

Fig. 3 also shows a motor drive located above the Band 2 array so that Band 3, 4 and 5 arrays may be rotated for the purpose of selecting the desired alternative programme, or finding one that is free from "ghosts" (a typical U.S.A. practice, incidentally). This expensive motor drive could be eliminated if the various services had their transmitting aerials on the same site, a point which should not be overlooked in future planning.

The U.S.A., with horizontal polarization throughout and plenty of experience, have achieved nothing by way of compact aerial design beyond what can be seen from the title illustration. In the present circumstances it must be concluded that the British problem is far more difficult. Suggestions for simplifying this may be in conflict with problems relating to transmitter and receiver design and may contain much which lies within the confines of politics—a subject which the author wishes to avoid. For this reason the article must close without drawing any conclusions, but enough has been said to indicate that the problems are not simple, and need weighty considerations from all directions.

---

## Overlapping Television Channels?

NOW that the allocation of television channels is becoming such a problem in the small amount of ether-space available for them, technical people are getting rather worried by the inefficient nature of the television system as a means of conveying information. Measured against Shannon's formula giving the maximum capacity of a communications channel, a television channel consumes far too much bandwidth for the amount of information it conveys.

This subject came up for discussion recently at a Brit. I.R.E. meeting when D. A. Bell gave a lecture on "The Impact of Information Theory on Television." Dr. Bell put some emphasis on the fact that whereas the frequency spectrum of a television transmission was usually represented on paper by the pass-band characteristic of the transmitting and receiving equipment, the actual distribution of sideband energy in the signal tended to fall off quite rapidly away from the carrier frequency in an exponential curve. This suggested that the outer sidebands of two adjacent television channels could be overlapped without serious interference, so that less space would be occupied in the band.

The idea had already been tried out in France and it was also helpful in the N.T.S.C. system of colour television (see page 524) for reducing interference between the two sets of interlaced sidebands. Several speakers were of the opinion, however, that the principle was not very good because the exponential curve of sideband energy was only an average one and in practice the outer sidebands often contained large peaks of energy which could cause mutual interference.

Apart from this, Dr. Bell thought that the shape of the sideband energy curve could be exploited in



another direction. The best way to secure error-free transmission was to distribute the signal over the frequency band in the same way as the interfering noise—that is, more or less evenly. This suggested that some form of “pre-emphasis” should be used at the transmitter to lift the outer, high-frequency sidebands of the signal to the same amplitude as those near the carrier frequency. Then at the receiver “de-emphasis” could be used to restore the energy distribution to its original form.

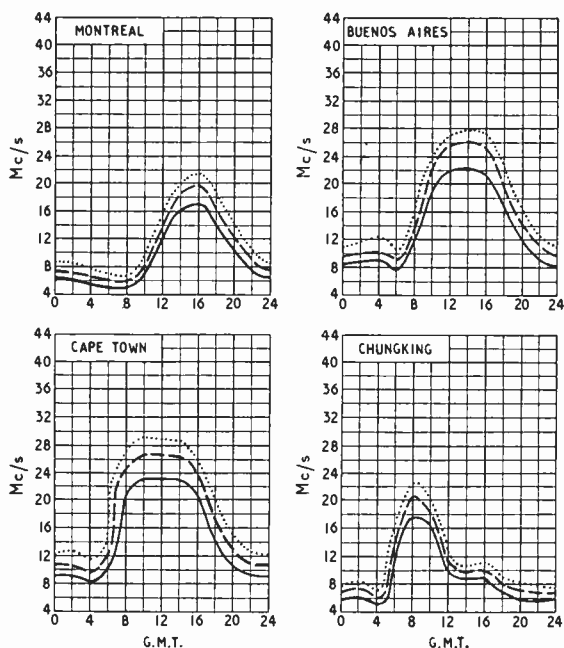
→ The lecturer considered that synchronizing pulses were a very redundant feature of the television signal because of their repetitive nature. Nevertheless, a large frequency band was required to transmit them properly. All we really needed in principle for synchronizing was a single sideband frequency, with an apparatus at the receiver which would work from a sine wave instead of pulses. In view of the experience that had already been gained with flywheel synchronization this would not be very difficult to arrange.

## Short-wave Conditions

### Predictions for November

THE full-line curves given here indicate the highest frequencies likely to be usable at any time of the day or night for reliable communications over four long-distance paths from this country during November.

Broken-line curves give the highest frequencies that will sustain a partial service throughout the same period.



— FREQUENCY BELOW WHICH COMMUNICATION SHOULD BE POSSIBLE ON ALL UNDISTURBED DAYS  
 - - - PREDICTED AVERAGE MAXIMUM USABLE FREQUENCY  
 ······ FREQUENCY BELOW WHICH COMMUNICATION SHOULD BE POSSIBLE FOR 25% OF THE TOTAL TIME

## BOOKS RECEIVED

**Fundamentals of Electronic Motion**, by Willis W. Harmon. Mathematical treatise on the interaction between electrons and electric and magnetic fields with practical illustrations of their application in electron optics, travelling wave amplifiers, linear accelerators, etc. Pp. 319+x; Figs. 252. Price in U.K., 46s 6d. McGraw Hill Publishing Company, 95, Farringdon Street, London, E.C.4.

**Principles of Electronics**, by L. T. Agger, B.E. Elementary textbook on vacuum and gas-filled valves and their associated circuits. Pp. 340; Figs. 307. Price 18s. Macmillan and Company, St. Martin's Street, London, W.C.2.

**A First Course in Wireless**, by “Decibel.” Revised third edition of a collection of articles reprinted from *World Radio*. Pp. 231+vii; Figs. 93. Price 12s 6d. Sir Isaac Pitman and Sons, Ltd., Pitman House, Parker Street, Kingsway, London, W.C.2.

**Magnetic Amplifiers**, by George M. Ettinger. Broad survey of principles and applications with an 82-item bibliography. Pp. 88+viii; Figs. 48. Price 6s 6d. Methuen and Company, 36, Essex Street, London, W.C.2.

**Measurements of Radio Interference in the Frequency Range 0.15 to 30 Mc/s.** Technical Report M/T116 “A Portable Measuring Set,” by S. F. Pearce and D. C. G. Smith. Pp. 9; Figs. 5. Price 10s 9d by post; and Technical Report M/T117 “A Mains Isolating Unit,” by J. Miedzinski and S. F. Pearce. Pp. 7; Figs. 11. Price 12s 10d. Both designs in accordance with performance characteristics prescribed in British Standards Specification BS.727. The Electrical Research Association, Thorncroft Manor, Dorking Road, Leatherhead, Surrey.

**Traité Pratique des Antennes**, by E. Rolin. Elementary theory of short-wave aerials (10-100 metres) for reception and transmission, including directional aerials and their orientation for great circle paths. Pp. 216; Figs. 104. Price 1,380 francs. Dunod, 92 rue Bonaparte, Paris VI.

## CLUB NEWS

**Birmingham.**—A demonstrated talk on “Some Experiments in the Application of Cold Cathode Tubes” will be given by A. B. Watt (G2DRG) to members of the Slade Radio Society on November 13th. The annual general meeting of the club will be held on November 27th. Meetings are held at 7.45 on alternate Fridays at the Church House, High Street, Erdington. Sec.: C. N. Smart, 110, Woolmore Road, Erdington, Birmingham, 23.

**Cleckheaton.**—At the meeting of the Spen Valley and District Radio and Television Society on November 18th, E. A. Smith, of the Post Office, will talk on microwave radio links. Meetings are held on alternate Wednesdays at 7.30 in the Temperance Hall, Cleckheaton. Sec.: N. Pride, 100, Raikes Lane, Birstall, Nr. Leeds.

**Hounslow.**—Meetings of the Hounslow and District Radio Society are held on alternate Thursdays at 7.30 at Grove Road Junior School, Grove Road, Hounslow. The next meeting will be on November 12th. Sec.: R. J. Parsons, 16, Cypress Avenue, Whitton, Twickenham, Middx.

**Nottingham.**—The Nottingham and District Short Wave Club meets every Monday and Thursday at 7.0 at Woodthorpe House, Sherwood, Nottingham. A basic radio course occupies part of Monday evenings and Morse practice is given on Thursdays. Sec.: N. D. Littlewood, 129, Standhill Road, Nottingham.

**Two-Call Club.**—Membership of the British Two-Call Club, which is restricted to British amateurs having been allocated a call in two or more countries, continues to increase. New members include P. R. Golledge (G3EDW, VQ2W, D2DW), D. R. Wilde (G3EBA, DL2BA), R. D. Raley (G3IDR, DL2SR) and C. W. Liversidge (G3ERF, Y12GQ). The president of the Club is Major D. A. MacDonnell (G8DK), who is in the six-call section. Sec.: G. V. Haylock (G2DHV), 63, Lewisham Hill, London, S.E.13.

# Point Contact Germanium Rectifiers

*Principles of Operation and Their Relation to Performance and Reliability*

By R. T. LOVELOCK,\* A.M.I.E.E.

**T**HE point-contact germanium rectifier, consisting of a springy metal wire making end-on contact with a germanium surface, has been available in commercial quantities for several years. During that period some manufacturers have used it very successfully in a variety of electrical equipments, while others have been disappointed in its performance. Failure to obtain satisfactory performance can be attributed either to an imperfectly developed component, which was still suffering from faults not realized by the manufacturer, or to lack of comprehension by the user of the fundamental characteristics of the rectifier, with consequent failure to adopt an optimum circuit design for its inclusion.

In the historical development of the rectifier, the various faults experienced have often led to a better appreciation of the conduction mechanism. However, to obtain a clearer grasp of the faults and limitations of the component, it is better to depart from the historical order and first to outline such principles of operation as will assist understanding of its performance, then to note the electrical characteristics of the rectifier, and finally to examine the major faults of manufacture which may cause premature failure in an equipment. For obvious reasons the treatment must be general, and specific constructions cannot be cited. An appreciation of the possible weaknesses, however, will enable an intending user to devise tests which will discriminate between the good and bad examples of design which may come into his hands.

**Electrical Conduction in Solids.**—In a solid material the atoms are bonded together by forces resulting from a sharing of electrons in the outermost orbits by two or more atoms. In some materials the arrangement of electrons is such that a large number are free to move at random within the volume occupied by the atomic lattice, and they form an assembly analogous to a gas in a closed container. If an electric field be established within the material, a steady component of drift velocity will be superimposed upon the random thermal movement, and electrical conduction will occur: materials which possess this type of structure are called electrical conductors. There are other forms of material in which all the electrons are bound within the vicinity of their parent nuclei, and no general drift is possible upon application of a potential gradient, but only a certain straining of the system from its passive distribution, which we interpret as a “dielectric constant.” Such materials are insulators, and the small leakage current which they do exhibit is due to the drift of a very small number of free electrons which

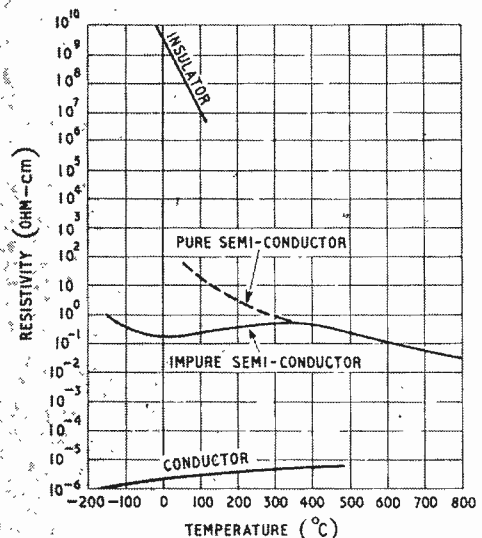
are present as slight imperfections in the material structure.

The behaviour of these two types of material with variation of temperature is radically different. Increase of temperature in a conductor causes an insignificant increase in the number of electrons able to conduct, but the increase in thermal energy reduces the mean free path of an electron within the volume. Resistivity is inversely proportional both to the number of electrons and also to the mean free path, and the decrease of mean free path greatly outweighs the increase of electrons, resulting in an increase of resistivity with increasing temperature. In an insulator however, the very small number of electrons present causes the decrease in mean free path to be insignificant compared with the increase of available electrons, and the resistivity falls with rising temperature.

A semi-conductor, as its name implies, is a material intermediate in type between the two extremes: it has many more mobile charges than an insulator, but several orders less than a conductor. In a pure material in the crystalline form the number of free charges available for conduction increases rapidly with increase of temperature, and resistivity falls; the resulting flow of current is said to be due to “intrinsic conduction.”

If, in the crystal lattice of the semi-conductor, a very

Fig. 1. Typical variation of resistivity with temperature.



\* Murphy Radio, formerly General Electric Company.

small percentage of the atoms are an impurity material possessing either one less or more electron in the outermost orbit than does the semi-conductor, such impurity atoms will each be capable of contributing one free current-carrying charge to the material; these charges will be liberated by the impurity at a much lower temperature than will those of the semi-conductor, and over the temperature range in which the major component of conduction is provided by the impurity charges, conduction is said to be "extrinsic."

Hence, over the low temperature range in which the number of charges liberated by the impurity is rapidly increasing with rising temperature, the material will exhibit a negative temperature coefficient; when the majority of such charges have been liberated, and those provided by the semi-conductor are still only an insignificant fraction of the total, further increase of temperature, by reducing the mean free path without significant increase of free charges, will result in a positive coefficient; when, once more, the number of charges liberated by the semi-conductor becomes comparable with that from the impurity, the increase in number will once more mask the decrease in free path, and the coefficient again becomes negative. Typical behaviour of all four types of material is illustrated in Fig. 1.

An impurity with one more electron in the outermost orbit is said to be a donor type impurity, since it is capable of donating one extra electron to the assemblage, and the mixture is said to be an "n" (negative) type of semi-conductor. An impurity with one less electron is said to be an acceptor impurity, since it results in a space (positive hole) into which an electron can fall (or be accepted): conduction can occur due to the successive falling of bound electrons into these holes, and they behave as though they were free current-carrying agents with a positive charge. Such a material is said to be a "p" (positive) type material. By a critical temperature processing of a semi-conductor it is possible to produce a lattice imperfection (cause a small percentage of spaces in the crystal lattice which should be occupied to become vacant) and such imperfections act as if they were a "positive hole" and result in a behaviour similar to that of p-type material; such behaviour is not identical with that resulting from the presence of acceptor impurity, but differs from it in several important ways, not perfectly understood as yet. It is probably this possibility of modifying the behaviour of a material by deforming the lattice which makes possible the construction of the high-reverse-voltage type of point-contact germanium rectifier.

**The Germanium Rectifier.**—During the last few years the germanium rectifier has sprung into prominence as one of the most important applications of the semi-conducting elements. The intrinsic resistivity of pure germanium at 20°C is between 60 and 100 ohm-cm, but in the high-reverse-voltage type of rectifier it is usually employed with sufficient donor impurity to reduce this to 10 ohm-cm. For making the low-impedance type of rectifier it is used with about a thousand times this impurity concentration. The two contents represent 0.1 parts per million, and 100 parts per million respectively.

If a bar of germanium be prepared in which one end consists of high-resistivity n-type material, and the other of low-resistivity p-type material, and a low-resistance contact be attached to each end of the bar so that current may be caused to flow across the

inter-face where the two types meet, the bar will behave as a rectifier, and this form is known as a p-n junction rectifier. It may be shown on theoretical grounds that the static characteristic of the junction, ignoring the bulk resistance of the bar, can be expressed at 20°C by the law:—

$$i = I_0 (1 - e^{39V}) \dots \dots \dots (1)$$

where  $I_0$  is a constant and  $V$  is the applied voltage.

Rectifiers have been constructed which exhibit very close agreement with this theoretical law. The junction type of rectifier is being very actively developed in this country, but is not yet available in production quantities.

The point-contact type of rectifier, which has been freely available for some years, consists of a small block of n-type germanium, to one side of which is attached a low-resistance contact, and on the other side it is contacted by a pointed springy wire, pressed firmly against it. This device also exhibits a rectification characteristic, but a characteristic which does not agree exactly with that forecast on theoretical grounds for the plain contact between metal and germanium.

Recently, when experiments in connection with the germanium transistor had thrown considerable new light on the mechanism of conduction at a metal-germanium contact, it was realized that the reason for failure to agree with the older theoretical law was because that law had not taken into account the modification to the germanium material which occurs due to the passage of current through the contact. American workers in the Bell Telephone Laboratories have now established that passage of a heavy current pulse through the contact, such as is used to "electroform" the rectifiers, so modifies the germanium in the immediate vicinity of the contact that it exhibits p-type characteristics. It is presumed that this modification occurs partly due to the creation of lattice defects in the material, and although the matter is still controversial Fig 2 shows the most likely form which the point-contact rectifier takes in practice. During manufacture the whisker point is pressed firmly against a specially etched surface of germanium, and a heavy pulse of current passed which serves to form a semi-weld between the metal and germanium, and to produce a small volume of p-type germanium between this weld and the bulk n-type germanium. Thus a p-n junction will be formed at the inter-face, which will be "shunted" by any conducting layer of oxide residues which may be formed on the surface during heating of the contact by the current.

**The Rectification Characteristic.**—In Fig. 3 are shown typical characteristics of representative rectifiers. Both current and voltage scales are shown proportional to the cube root of the parameter as a convenient means of opening out the scale of small values while still allowing the zero point to be plotted. Experiment has shown that the body life of free charges is not greatly affected by variation of impurity content over the range used for the rectifiers plotted, and it follows from this fact on theoretical grounds that if two rectifiers with different impurity content but identical low-frequency capacitance be chosen, the characteristics of the p-n junctions formed will be nearly identical, except for the lower breakdown voltage of the one with higher impurity content. In Fig. 3 the characteristics of two point-contact rectifiers are plotted with equal capacitance, but widely differing impurity content, and also the theoretical



characteristics of the junctions formed under the whisker points.

The forward current is seen to be less than that of the junction, and the reverse current greater: the forward current of the low-resistivity rectifier is nearer to that of the junction than is that of the high-resistivity component, but this relationship is reversed in the case of the inverse currents. Although it is very difficult to devise and control experiments to prove the matter, an obvious explanation of this divergence from the theoretical form is that the rectifier comprises a complex system such as that shown in Fig. 4. Such a system could account for all the departures from the junction characteristic, including the rather puzzling negative resistance slope exhibited by the high-reverse-voltage types. Although it must be emphasized again that this matter is still controversial, this explanation will be adopted for simplicity in the following treatment as a suitable framework on which to erect a picture of rectifier behaviour.

**Cyclic Temperature Coefficient.**—As the temperature of the germanium block varies, the characteristic undergoes major changes of shape; such variations may or may not be cyclic and reversible. In this section only those which are cyclic will be considered, leaving those which are not to be considered later as faults. When negligible power is being dissipated in the rectifier, the temperature of the contact is that of the ambient conditions, but when appreciable power is dissipated a considerable temperature rise above ambient may occur, due to the small physical size, and should be allowed for. If, therefore, a slow variation with time, which is not related to the variation of ambient temperature, is observed, this effect

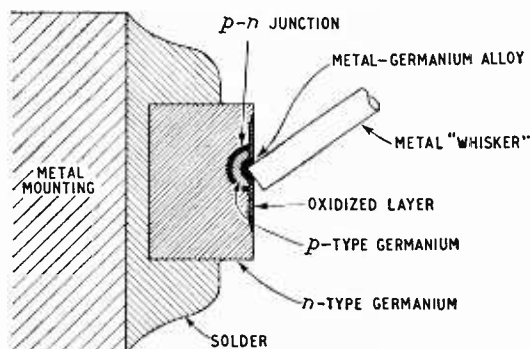


Fig. 2. Diagrammatic representation of point-contact type rectifier.

should be suspected, and when measuring rectifiers care should be taken to avoid it.

Over the temperature range  $-40^{\circ}\text{C}$  to  $+100^{\circ}\text{C}$  the effect of increasing temperature on the germanium rectifier is to increase both the forward and reverse current at a given potential, and also to decrease the "turn-over" voltage or the breakdown voltage. Germanium at a temperature of  $+20^{\circ}\text{C}$  has already released all charges from the impurity centres, and over the range of impurity concentrations used in commercial rectifiers the number of charges released by the germanium itself at that temperature is sufficient to ensure that as temperature increases from  $+20^{\circ}\text{C}$  to  $100^{\circ}\text{C}$  the resistivity falls rapidly. Below  $+20^{\circ}\text{C}$ , however, the behaviour depends to a certain extent on the impurity concentration and the state of the germanium material: all rectifiers will show a greatly re-

duced rate of increase as temperature falls below this limit, while some may even be showing a slight tendency to fall again as temperature falls from  $-20^{\circ}\text{C}$  to  $-40^{\circ}\text{C}$ . This major variation of resistivity with temperature is a basic feature of germanium material, and it is impossible to make a rectifier using germanium which will not exhibit it: the only solution to the problem of obtaining a more stable rectifier is to utilize another semi-conducting material in which the major transition from extrinsic to intrinsic conduction occurs over a higher temperature range. Such a material is silicon, and considerable effort is being made to develop a high-reverse-voltage silicon rectifier, in which there is a possibility of obtaining an impedance as high at  $100^{\circ}\text{C}$  as is given by the germanium at  $20^{\circ}\text{C}$ .

The attempt to forecast the variation with temperature is fraught with complexity in the case of the point-contact type. It is comparatively easy to forecast the variation of the theoretical junction characteristic but the other two components causing departure from this characteristic are not subject to close control in manufacture, and will be present in varying degrees in commercial rectifiers of a given type. As a result of this, there will be a considerable spread of temperature coefficient among any given batch of components, and the only method of specifying it is for the manufacturers to measure a percentage of each day's production and to supply the user with information concerning the distribution of coefficients for the rectifier type being used.

The variation of junction current is fairly simple. In equation (1) the exponent or index (39 at  $+20^{\circ}\text{C}$ ) will vary inversely with absolute temperature (degrees Kelvin) decreasing to 31 at  $100^{\circ}\text{C}$ . The coefficient  $I_0$

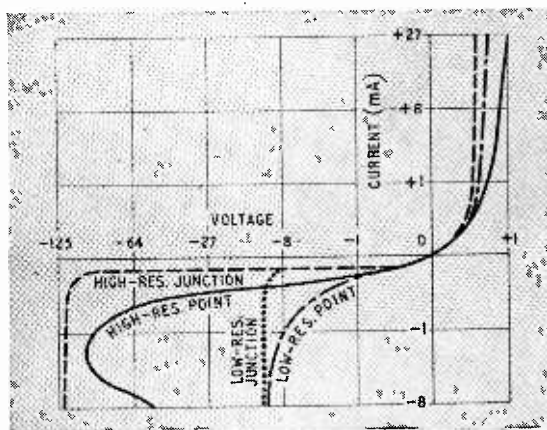


Fig. 3. Typical germanium rectifier characteristics.

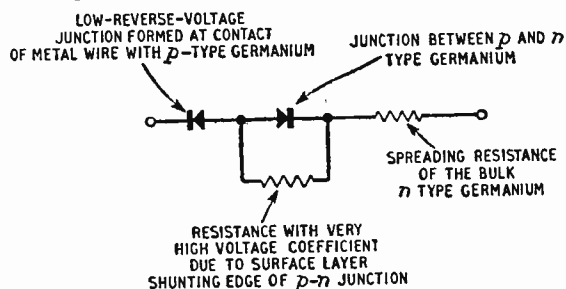


Fig. 4. Suggested equivalent circuit of point-contact germanium rectifier.

has a variation depending mainly on three factors; it is directly proportional to absolute temperature, it is inversely proportional to the overall conductivity of the germanium-impurity alloy, and it is directly proportional to the square of the intrinsic conductivity of pure germanium. The latter term increases so rapidly over the range from 20° C to 100° C that it is the major factor causing the large increase observed, and as a very rough approximation one may consider  $I_0$  as increasing a little more rapidly than the conductivity of pure germanium. In the forward direction the current will increase less rapidly than  $I_0$  due to the decrease in value of the exponent. In the reverse direction  $I_0$  represents a saturation current which will flow at all values of voltage between 0.5 and the breakdown level.

The forward current of the point-contact rectifier is less than that of the junction due to potential drop both in the spreading resistance of the germanium, and also in the reversed rectifier formed by the metal-germanium contact; both these sources will give a smaller fall in potential for a given current as the temperature rises, and in consequence the increase in forward current in the overall rectifier is a little greater than would be that of a junction type. The reverse current will consist of two components, that through the junction, and that through the non-linear leak shunting the junction. Analysis of practical characteristics indicates that increase of the leakage component

is less rapid than that of the saturation component, and in consequence the overall increase of reverse current is not so great as that of a junction. The leakage component can be analysed into two sub-components, one of which increases linearly with increase of voltage (ohmic) and the other which increases as a power (approximately two) of the voltage. The ohmic component decreases slightly as temperature increases, but the squared component increases and outweighs the ohmic, giving an overall increase of current for increasing voltage. Hence the temperature coefficient of the whole leakage component varies widely between samples due to the variation of ratio between ohmic and non-linear sub-components.

For a given impurity concentration the value of  $I_0$  will be directly proportional to the low-frequency capacitance, and as this capacitance varies by as much as four to one over a batch of typical rectifiers, it follows that the value of saturation current will vary by at least as much. An even greater variation of the leakage component is encountered which is not directly related to  $I_0$  and it follows that the value of reverse current at any particular voltage is no guide to the value of temperature coefficient. Three general rules may be stated, however, for the guidance of the user:—

(a). The more nearly horizontal the reverse characteristic between -1 and -50 volts, the greater will be the ratio of junction current to leakage current, and the greater will be the overall temperature coefficient for a given value of reverse current.

(b). For a given value of capacitance, the greater the reverse current at a given voltage the greater will be the leakage component and the smaller the temperature coefficient.

(c). For a given capacitance and a given reverse current at a particular voltage, the greater the concavity of the characteristic the greater will be the ratio of non-linear to linear leakage, and the greater will be the temperature coefficient.

Since the capacitance is controlled within certain limits during manufacture, and the *average* value will remain fairly constant for any large batch, it follows that the *average* value of temperature coefficient for a given batch will be smaller the greater the average value of reverse current; in designing circuits to use these rectifiers it is necessary to design for the average value of coefficients, and allow for the spread of these throughout a representative batch. Typical spread of reverse characteristic for two types is shown in Fig. 5 where it will be seen that the one with highest current has lowest temperature coefficient.

The fall of "turn-over" voltage with rise of temperature is a composite phenomenon, due both to changes in the junction and also in the leakage shunting it. The theory of the negative resistance slope has not been fully evaluated yet, and the only reliable information comes from measurements on production rectifiers. Due to variation of ratio between junction and leakage currents the performance of a rectifier having a given value of "turn-over" voltage at 20° C will vary between the individuals in a batch, and the spread of a typical production batch is shown in Fig. 6. It will be noted that the average fall for a given batch will be less the smaller the average value of "turn-over" voltage, but no rules can be stated for the individual rectifier, and the batch must be considered as having a value which may lie anywhere inside the shaded area in the figure.

(To be concluded)

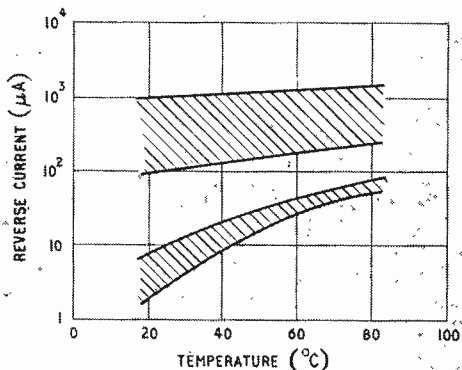


Fig. 5. Typical temperature characteristics of two germanium rectifier types.

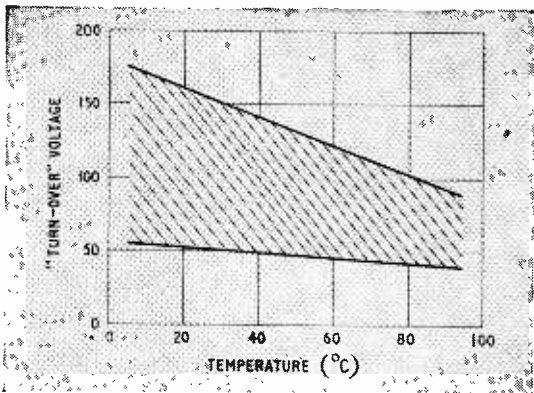


Fig. 6. Variation of "turn-over" voltage with temperature for typical germanium rectifier.



Display showing responses on the 50-mile range from a vessel bound for Liverpool.

## Long-Range Marine Radar

Features of the New Kelvin-Hughes Type 2C Equipment

**N**ORMALLY, marine radar sets are provided with a maximum range of 25 miles, which covers all targets within the ship's horizon. On some trade routes it is an advantage in hazy weather to get an early fix from high land which is "visible" to the radar at much greater distances, and to meet this demand Kelvin and Hughes (Marine), 99, Fenchurch Street, London, E.C.3, have produced an equipment with a 50-mile scale in addition to those normally available.

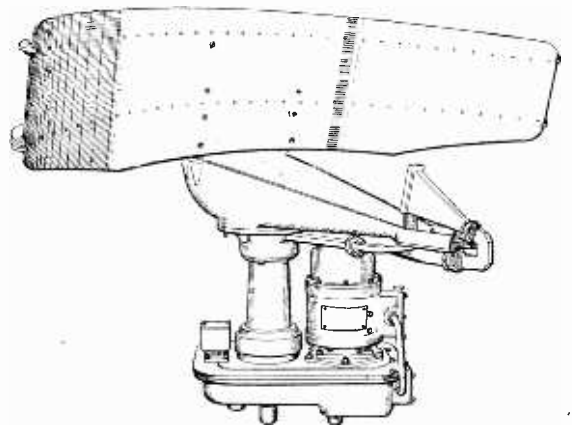
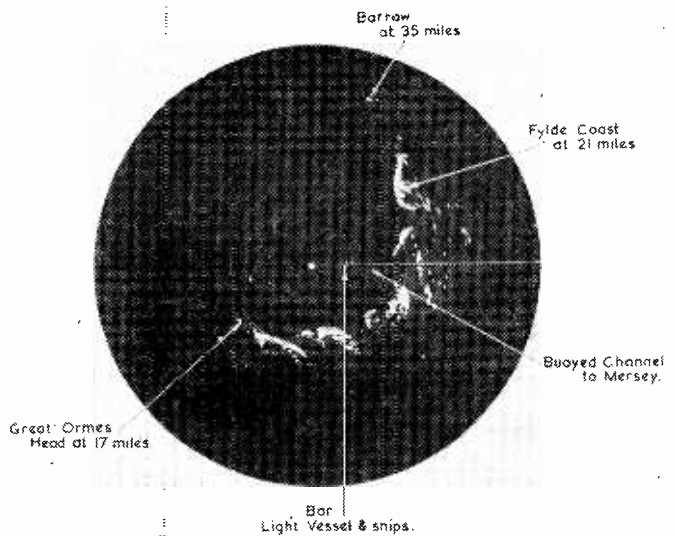
Increased power in the transmitted pulse is necessary, as well as the highest possible receiver sensitivity, in order to make the 50-mile range effective, and in the Type 2C the peak power is 60 kW with a pulse width of  $0.2 \mu\text{sec}$ . The accompanying photograph shows that the waveguide "plumbing" has been cleaned up and now gives a straight outlet, and the layout has been sectionalized in "book" form giving ready access to components for servicing.

Another feature of this new model is the aerial system, which is of parabolic cylindrical form, and is fed on the focal line from a horn termination on the waveguide. The reflector is tilted forward so that the horn feed is removed from the main reflected beam, with a consequent reduction of interference and side-lobe generation in the polar diagram of the aerial.


The display unit, which incorporates all the principal controls, uses a 12-in cathode-ray tube. In addition to an adjustable range calibration ring, fixed concentric rings can be superimposed at intervals of 8 miles on the 50-mile range, 4 miles on the 25-mile range, 2 miles on the 10-mile range and  $\frac{1}{2}$ -mile on the 1-5 mile range. The last is continuously variable, so that the optimum range can be chosen for pilotage in congested waters. Range discrimination and minimum range are 40 yards, while the bearing discrimination claimed is 1.3 degrees.

Monitoring is effected by a cavity-resonator of high-Q, mounted aft in the blind angle formed by the masts and funnels. This resonator "rings" and gives a narrow lobe-like response on the display, the length of which is a measure of the overall efficiency of the equipment, and so gives early warning of any incipient faults.

The price of the new Type 2C long-range equipment is £2,200.



Tilted parabolic cylindrical reflector in the scanner gives an increased gain and reduction of side lobes in the polar diagram by removal of the feed horn from the main axis of the beam.



Transmitter unit opened to show three-leaved "book" construction for ease of inspection and servicing.

# A Valve Megohmmeter

*The Measurement of Resistance Up to  
More Than a Million Megohms*

By M. G. SCROGGIE, B.Sc., M.I.E.E.

**I**N a previous article\* some of the special precautions necessary when measuring very high resistances were explained, especially the guard-ring technique. Details of an instrument suitable for measuring such resistances will now be given. It is assumed that the desired range of resistance extends from one megohm to one million or perhaps even ten million megohms—a range that opens up a new and fascinating field of study to any one hitherto equipped only with the ordinary type of ohmmeter or bridge. More over the instrument is a valve voltmeter with exceptionally high input resistance and therefore suitable for very-low-current or “open-circuit” investigations.

Nearly all ohmmeters are based on the principle of measuring the current flowing through the unknown resistance when a certain voltage is applied. The difficulty with very high resistances is the extreme smallness of the current. With 500 V applied to a million megohms it is one two-thousandth of a microamp. It is possible to buy a galvanometer sensitive enough to measure this, but such an instrument is expensive and delicate—what would happen if the thing being measured accidentally short-circuited does not bear thinking about—and involves a vibrationless mounting and optical accessories for projecting a moving spot of light, to say nothing of a shunt box to control the sensitivity. A cheaper and more convenient alternative is to measure the current as a voltage drop across a known standard resistance. Obviously the voltmeter ought not to shunt this standard resistance sufficiently to affect its value appreciably; in other words, it should pass negligible current compared with that flowing through the unknown. Assuming that d.c. is used, it might be supposed that a valve voltmeter would easily fulfil this requirement, for it is often stated that the d.c. input of a valve provided with suitable grid bias is negligible. And so it may be for most purposes, but not for this one. Supposing for the moment that the grid current is allowed to be 2% of the current used for the test (which is  $0.0005 \mu\text{A}$  as suggested above) it would have to be limited to  $0.00001 \mu\text{A}$  ( $=10^{-11}\text{A}$ ). In general the grid current of a valve under working conditions is vastly greater than that.

Fig. 1 shows a simple method of measuring grid current. With S closed, adjust the grid bias to the proposed working point, observed by the anode microammeter; then open S, putting into circuit the high resistance  $R_g$ . To exclude any leakage other than via  $R_g$ , S is a clip lead and  $R_g$  is air mounted. It is also desirable to screen the grid lead and  $R_g$  from stray fields. Next, eliminate the resulting change in anode current by adjusting the grid bias; the

amount of adjustment needed is equal to the voltage drop in  $R_g$ . Supposing for example, that  $R_g$  were  $10,000 \text{ M}\Omega$  ( $=10^{10}\Omega$ ) and the change in bias needed to restore the original anode current were  $-0.2 \text{ V}$ , the grid current would be  $-0.2/10^{10} = -2 \times 10^{-11} \text{ A}$ .

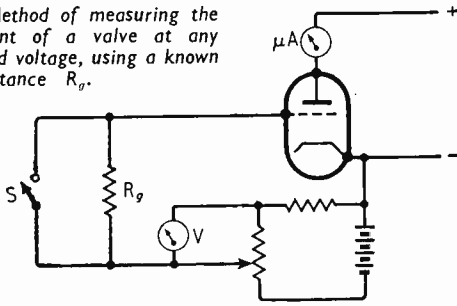
If the space between grid and cathode in the valve behaved as an ordinary ohmic resistance, the value of grid current thus measured and the value of grid bias at which it was measured would indicate the amount of that resistance, which could be allowed for when reckoning the effective value of the standard resistance. Fig. 2 however, which is a typical grid-current/grid-voltage graph, shows that it is nothing like an ohmic resistance (which of course would be represented by a straight line through the origin as shown dotted). This very non-linear characteristic is a combination of several distinct types of current. The peculiarity that a relatively large positive current flows when the voltage is zero is due to some of the electrons emitted from the hot cathode landing on the grid without any positive invitation and flowing back to the cathode via the external circuit. Something between one and two volts negative is needed to suppress this current completely, and the working bias must be not less. If it is more negative, a negative current flows; but instead of increasing with voltage it reaches a maximum not far from the crossover point and then decreases. The reason is that most of this current is due to ions liberated by electrons on their way to the anode, and increasing negative bias reduces anode current and hence ionization. Other causes of negative grid current are internal and external leakage, and grid emission due to heat and light from the cathode and light from outside. In some types of valve, leakage from anode to grid may be serious.

Leakages are minimized by using a suitable type of valve. A top-cap grid connection is obviously a safeguard, but not absolutely essential if the valve is otherwise well insulated. The most important cause of current is then ionization, which can be tackled by reducing anode voltage and current to the lowest practicable. One type of valve in which grid current can be reduced to something like the right extent is the EF37 or EF37A, grid-current data for which have been given by K. D. E. Crawford\*\*. It can be kept down to about  $10^{-11} \text{ A}$  by restricting anode voltage and current to below 50 V and 0.1 mA respectively, and in these circumstances it is allowable to reduce grid emission by running the heater at 4.5-5 V. Also the valve should be kept in the dark. Not all samples of this type are equally suitable and some selecting may be necessary; or alternatively

\* “Measuring High Resistance,” *Wireless World*, June 1952, p. 236.

\*\* “H.F. Pentodes in Electrometer Circuits,” *Electronic Engineering*, July 1948, p. 227.

Fig. 1. Method of measuring the grid current of a valve at any desired grid voltage, using a known high resistance  $R_g$ .



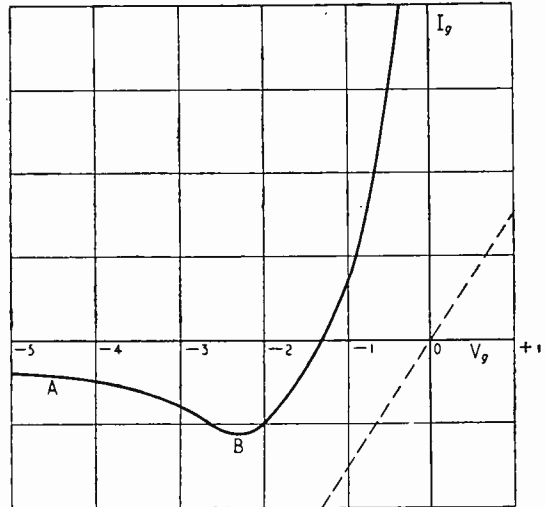
one may prefer to make sure of a grid current below  $10^{-11}$  A by paying rather more for a ME1400 valve which is a special low- $I_g$  version of the EF37A.

Fig. 2 shows that the grid current measured at any one bias voltage is not sufficient information to indicate the corresponding error in resistance measuring. In fact between A and B, where the working point is normally found, the grid-cathode resistance is negative. Instead of reducing the input voltage by its shunting effect, the valve would actually increase it. What happens is that when the grid voltage is made, say, less negative the resulting increase in anode current causes an increase in grid current, which flowing through  $R_g$  reduces the bias more, causing  $I_g$  to increase further, and so on.  $R_g$  has only to be sufficiently large and the system is unstable, so that the working point cannot stay on the negative slope AB but jumps straight to one end or the other.

Though the Fig. 1 method does not enable the grid-current error to be predicted, it does show how much the zero setting of the megohmmeter will be displaced by grid current, and, on the assumption that the greater the measured grid current the greater the error, it can be used for roughly comparing one valve with another. On the whole however it is better to test valves for grid current in the actual megohmmeter circuit.

With regard to that circuit: first, the tendency to instability can be nearly eliminated by using the valve as a cathode follower, because this keeps  $I_a$  much more nearly constant relative to  $V_g$ . In doing so, of course, it makes the changes in  $I_a$  more difficult to read directly, so a stage of current amplification is advisable. The general scheme thus turns out as in Fig. 3. The current passed by a known test voltage through the unknown resistance  $R_x$  is passed also through a known standard resistance  $R_s$ , and the resulting voltage drop is indicated by the two-valve voltmeter. For the sake of calibration stability the second valve ( $V_2$ ) is also run as a cathode follower. The more sensitive the meter, the greater the resistance that can be used in series with it and the less the effect of changes in the characteristics of  $V_2$ , but the greater its cost. A 0-1 mA meter was chosen as a suitable compromise: the valve is then only about one-fifth of the total series resistance, and if the anode voltage is kept constant by stabilizing the calibration drift is not likely to be appreciable for a long period of normal use.

To be precise, the full test voltage ought to be maintained across  $R_x$  alone, but as the standard British voltage for measuring insulation resistance is 500 and the input to  $V_1$  need not be more than 5 V the error caused by not doing so is at most 1%. Moreover, the higher the value of  $R_s$  the more costly and inac-



Right: Fig. 2. Typical shape of grid current characteristic, compared with that of a linear resistance (dotted).

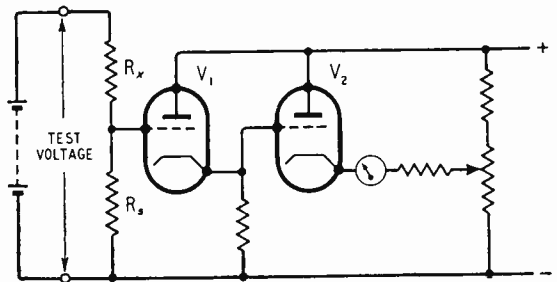


Fig. 3. General scheme of the megohmmeter described.

curate it is likely to be, and in any case the maximum value is limited by grid current. Experience with the EF37 class of valve suggests that there is no difficulty with 1,000 M $\Omega$  (1 kM $\Omega$ ), across which a drop of 0.5 V is obtained through  $10^{12}$   $\Omega$  (1 MM $\Omega$ ); and with care the grid-current error need not be excessive even with 10 kM $\Omega$ , enabling at least rough measurements to be made up to 10 MM $\Omega$ . High-stability resistors of these values are obtainable, but if the price is to be reasonable a considerably wider tolerance than 1% will have to be accepted; 20%, say. Because resistances high enough to be measured therewith are likely to vary widely with the slightest changes in humidity, and for other reasons, there is not much point in attempting high absolute accuracy—in fact, above a few thousands of megohms it is usually enough to determine the order of magnitude correctly—but the comparative accuracy is of course much better.

If the valves are set to give full-scale deflection with no input, and the test voltage is connected so as to make the grids more negative, then accidental excess input cannot over-deflect the meter; on the other hand, it is desirable to pass the least anode current through  $V_1$ —and thus have least grid current—when the highest resistances are being measured, and since meter protection is obtained by other means it was decided to use positive test voltage, which is more convenient in practice.

If the resistance being measured is shunted by capacitance—whether or not what is being tested is



actually a capacitor—this capacitance causes any fluctuations in test voltage to be applied in almost full measure to the grid of  $V_1$ . Fluctuations of one or two volts, which would be quite harmless if reduced in the ratio  $R_p/R_s$ , thus become intolerable, and as such fluctuation is only a fraction of 1% of the whole test voltage it is clear that if the voltage is derived from the mains it must be stabilized. Extensive smoothing is not a solution, because it can be shown that its time constant would have to be large compared with that of  $R_s$  in conjunction with the capacitance across  $R_p$ , and that is likely to be impracticable. Moreover a slowed-down drift of the reading is even more troublesome than rapid fluctuations.

The stabilizing system, shown in the full circuit diagram (Fig. 4), is conventional in principle,\*\*\* and serves not only the test voltage source but also the valve voltmeter, the anode supply for which is taken from across the stabilizer tube  $V_5$ . The total current does not exceed 8 mA, so comes within the ability of the 16HT series of metal rectifiers. The only disadvantage of a metal rectifier here is that it has no time delay, so during the warming-up period the valve  $V_1$  has to bear an anode voltage of the order of 900. Any risk attaching to this unorthodox practice could be avoided by using a slow-heating valve rectifier, but no reasonable type rated to include 770 V, 8 mA output appears to be available. No trouble has actually been experienced with  $V_4$ , which can be almost any old medium triode one happens to have left over from the days when plain single triodes were the mainstay of the valve list; but it would be prudent not to pick on one with a high  $g_m$  in relation to heater current, achieved by reducing electrode clearances as much as the designer dared. Another reason for avoiding a small heater wattage will appear presently. A  $\mu$  of about 20–35 is suitable.

Since the cathodes of  $V_2$  and  $V_3$  differ less than 100 V in potential these valves can be a double triode, but with a cathode at +500 V  $V_4$  needs a separate heater supply. An ordinary 350-0-350 receiver transformer does all that is needful—the h.t. winding

provides about 740 V end-to-end at this load current, and its rectifier heater winding is available for  $V_4$ —but if its unnecessary size and weight are embarrassing a special transformer suitable in the alternative half-wave rectifier circuit shown, can be obtained from the Majestic Winding Co., 180 Windham Road, Bournemouth.

$V_5$  can be a Mullard 85A1 or 85A2 or Osram QS83/3, but these are unnecessarily precise for the job, and the Mullard 90C1 or 7475 or Osram ST11 are suitable. The main thing—which should be checked by noting that there is no jerkiness in the meter reading as the input to  $V_1$  is varied steadily through its full range—is that there are no “steps” within the working range of current caused by sudden redistribution of glow. The value of resistance in series has been chosen so that of the total of about 6 mA  $V_5$  takes about 2 mA at zero reading. As the reading increases,  $V_2$  takes more current at the expense of  $V_5$ : if too much of the test voltage reaches the grid terminal, the meter current is limited to little more than this 2 mA; after which  $V_5$  goes out and the stabilizer begins to reduce the test voltage. If “+ H.T.” is dead-short to “GRID,” the meter reading may actually be less than full-scale: this is a very comforting thought. Risk to  $V_1$  and  $V_2$  is excluded by series grid resistors, and risk to the metal rectifier and the operator by 1 M $\Omega$  ( $R_1$ ) is series with the test voltage. This means that 1 M $\Omega$  must be deducted from the reading, but it confers the advantage that there is no definite lower limit to the range of measurement—all that happens is that below about 1 M $\Omega$  the accuracy of reading begins to fall off steadily. The anode voltage to  $V_1$  is reduced to 45–50 V by means of a potential divider.

For some purposes a test voltage of 500 may be too high, so it is convenient to be able to switch over to the voltage across  $V_5$ . With the high-stability types this is usually between the limits 83–86 V, and the 90C1 86–94, but the 7475 or ST11 may be anything from about 88 to 105, so if one is lucky enough to get one running at 100 it is very convenient for

\*\*\* “Stabilized Power Supplies,” *Wireless World*, Oct., Nov. and Dec. 1948.

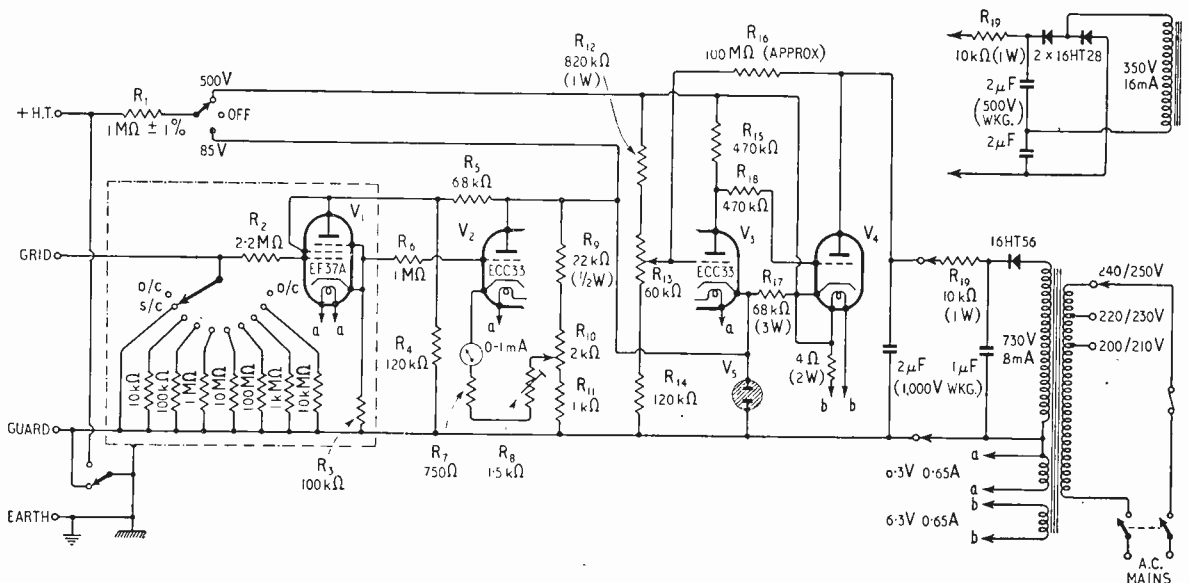


Fig. 4. Full circuit diagram of the megohmmeter. An old-type triode, as explained in the text, may be the most suitable for  $V_4$ .

calculation. The possible error due to drop across  $R_s$  is of course greater than with 500 V, but for most purposes still tolerable (and in any case can be corrected). A considerable discrepancy between the values obtained for  $R_s$  with the different test voltages is not necessarily a cause for despondency; it is quite usual for the resistance of semi-conductors to vary with voltage, contrary to Ohm's Law.

When checking the circuit operation it is advisable to begin with the power unit and stabilizer, temporarily substituting a 25-k $\Omega$  resistor for the valve-voltmeter portion. Using a high-resistance voltmeter direct to cathode of  $V_4$ , check that the test h.t. can be set by  $R_{13}$  to 500 V, with some margin for adjustment. Next, reduce the mains voltage from normal by 10% and see that the h.t. remains practically constant. Very close stabilization can be obtained by adjusting  $R_{16}$ , which may be made by pencilling across between two terminals on a small strip of bakelite until the best results are obtained—a technique familiar to early practitioners in radio. If meanwhile the system behaves in a manner that appears to contradict basic electrical principles the explanation is likely to be spurious oscillation, but with common-sense layout and  $R_{18}$  this ought not to occur.

The valve voltmeter should next be restored in place of the temporary load resistor, and  $R_s$  and  $R_{10}$  adjusted alternately until with the "GRID" terminal at zero volts relative to "GUARD" the meter reads 0.1 mA and with +5 V it reads 1.0 mA. Fig. 5 shows two alternative methods for calibrating the meter in volts; in the second of these the 500 V and the 1 M $\Omega$  in series ( $R_1$ ) must be reliable and the 0-10 k $\Omega$  is a decade box or the equivalent, and of course the range switch must be set to open-circuit. If there is room on the meter dial a resistance scale can be added, and the range switch marked with the factors by which the scale readings must be multiplied. It is wise to have a reminder on the panel that 1 M $\Omega$  must be deducted from the reading, if it is appreciable.

To guard against at least the less extreme onslaughts of load shedding and other occasions of low mains

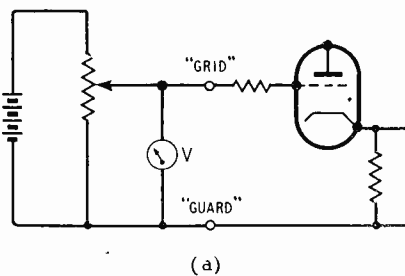
voltage, sufficient rectified voltage is provided to stand a 10% reduction. In the original set-up, in which an EBC33 was used for  $V_4$ , it was found that 10% reduction in voltage from the h.t. winding alone had negligible effect; 10% reduction in heater voltages alone reduced the "zero" deflection of the meter slightly, and when this was adjusted by  $R_{10}$  the calibration was correct; but 10% reduction in both caused the stabilization to fail and the calibration to be upset. This situation was overcome by slightly over-running the heater of  $V_4$  at normal mains voltage, but it was rightly judged that if a valve with a more substantial heater was used it would not arise at all, and an old Tungstram HL4+ has proved entirely satisfactory. Low mains voltage is indicated by displacement of the meter zero, and when this is adjusted the calibration is practically correct.

At this stage it is a good idea to check the maximum possible meter overload by temporarily substituting a higher-range milliammeter and increasing the input voltage indefinitely.

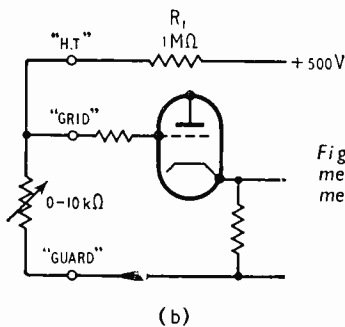
Lastly the input circuit. Obviously special care must be taken to keep the leakage resistance from the grid lead of  $V_1$  large compared with the highest standard resistance. The only places (apart from the valve itself) where there need be any leakage at all are the input terminal and the range switch. The original instrument failed on the top two ranges, and this was traced to a ceramic stand-off terminal that looked impressive but was found to be too conductive. At that juncture Belling & Lee came to the rescue with two new types of terminal specially made for this kind of job; the smaller, with a resistance of 3.6 million megohms, is quite good enough, and there is a larger one with 20 million megohms. The switch is more difficult; but an ordinary ceramic type was found to have a resistance from moving contact and one fixed contact to all other contacts and metal parts of about 180 kM $\Omega$ , and this was considered just about tolerable in relation to the highest  $R_s$ —10 kM $\Omega$   $\pm$  20%.

To check that the error due to grid current and switch leakage is small enough, the input voltage calibration process (Fig. 5) should be repeated with the highest standard resistance inserted in series with the grid as in Fig. 1. This test is equivalent to the unpractical one of checking the calibration by means of an accurately known 0-10 MM $\Omega$  variable resistance between "+H.T." and "GRID" terminals, with  $R_s$  (max.) in its normal position (see Appendix). This is so, even although the valve is a non-ohmic resistance. First of all the test should be done with the range switch disconnected from the grid, so as to confine attention to the valve.  $R_s$  is first shorted by a clip lead, and the meter zero set with zero input. If  $R_s$  is 10 kM $\Omega$  the zero is likely to shift slightly when it is unshorted. If the shift is more than slight, the excess may be due to stray field.  $V_1$  and its grid lead should always be screened. The screening having been checked, any remaining zero shift is presumed to be due to grid current, and if the valve is reasonably good should certainly be less than 0.3 V. The magnitude of the shift is not necessarily a measure of the error it imposes on readings, for, as already explained, the grid current is usually relatively constant over the range of input voltage, and when the zero has been reset the error should be quite small. If not, try another valve.

Next, connect the switch and set it to the highest range; the resistor for that range will not be present, of course, for it has been placed in series with the



(a)



(b)

Fig. 5. Two alternative methods of calibrating the megohmmeter.



calibrating voltage, and the only effect of connecting the switch is to shunt its leakage resistance across the valve input (Fig. 6). Repeat the previous test, noting the effect on the calibration of unshorting  $R_s$ . It may well be that both zero shift and calibration error are less than before, because of the positive leakage resistance offsetting the negative valve input resistance. If however the error at first is distressingly large there is no need to lose heart. Leave the instrument on for about half an hour, or longer in damp weather, preferably in its box so as to raise the temperature throughout, and the story may be quite different. (Whenever the instrument is used on its upper ranges, and especially after it has been out of use for some time and has not been kept in a dry warm place, it is essential to have it on for perhaps an hour or so beforehand). If after all precautions the

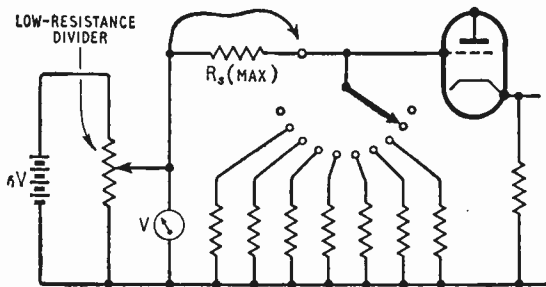


Fig. 6. Adaptation of the Fig. 1 method, for measuring the influence of grid current and switch and "GRID" terminal leakage on any range, especially the highest. Note that the appropriate range resistor is removed from its position in the switch and placed in series.

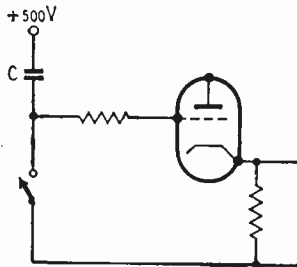


Fig. 7. Alternative method of measuring input resistance and checking calibration.

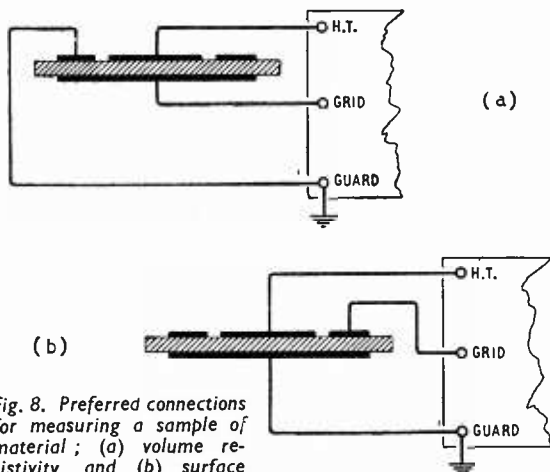


Fig. 8. Preferred connections for measuring a sample of material; (a) volume resistivity, and (b) surface resistivity.

leakage error on the top range when tested as just described much exceeds 10% it may be necessary to clean the switch with methylated spirit.

The method used to measure the switch leakage resistance may be of interest, as it affords an additional means of checking the megohmmeter calibration on the upper ranges. Provided that a capacitor with really high leakage resistance can be found, it is extremely simple. The capacitor is connected as shown in Fig. 7, the grid being short-circuited for obvious reasons. When the short circuit is removed the capacitor discharges through its own leakage and the grid potential slowly rises. There is no other leakage except that due to the valve, which should previously have been found to be satisfactory. The rise in voltage should be practically linear with time and quite slow if the capacitor is a good one. Since a charge often takes some while to "soak in," the test should be repeated until consistent results are obtained. A 4,000-V 0.01- $\mu$ F capacitor was found to discharge at 15 seconds per volt; and since this initial discharge rate, if maintained, would completely discharge it in CR seconds, R in this case is indicated as 750 k $\Omega$ . With the appropriate switch leakage paths connected across the capacitor the rate quickened to 2.9 secs per volt, indicating 145 k $\Omega$  for the combination, and therefore 180 k $\Omega$  for the switch.

In measuring very high resistances the question of guarding usually arises, as explained in the earlier article. It will be noticed that the instrument as a whole is insulated from earth, so that either positive (+H.T.) or negative (GUARD) terminal can be earthed. If the resistance to be measured ( $R_x$ ) has one terminal earthed, then that terminal should be connected to "+H.T." and it must not be forgotten that "GUARD" is 500 V below earth. Leakage resistance between the negative side of the instrument and earth, together with any leakage between the earthed end of  $R_x$  and "GUARD" comes across the h.t. supply, and unless excessive should be harmless. Leakage between the other end of  $R_x$  and "GUARD" comes across  $R_s$ , and care should be taken to see that its resistance is large compared with the  $R_s$  in use. If neither end of  $R_x$  is earthed, "GUARD" should be earthed, and the end of  $R_x$  having the higher leakage resistance to this point should be connected to "GRID," in the hope that it will be large compared with  $R_s$  and that the leakage resistance from the other end to earth will not be so low as to cause trouble when connected across the h.t. As an example, Fig. 8(a) shows how to connect a sample of insulating material for measuring volume resistivity. Compared with the connections shown in the earlier article, the "+H.T." and "GRID" connections have been interchanged, because in exceptional cases in which surface resistance is relatively low the resistance of the short path between upper electrode and guard ring may be low enough to shunt the appropriate  $R_s$  appreciably and cause a misleadingly high volume resistivity to be indicated. The surface resistivity connections shown in Fig. 8(b) are the same as previously; as mentioned then, this measurement is of little value unless it is possible to control ambient humidity.

The following British Standards specify in detail the procedure for tests of this nature, except that a sensitive galvanometer is shown in place of this valve instrument:

BS488: 1948 *Moulded Insulating Materials for General Electrical Purposes*.

BS771 : 1948 *Synthetic Resin (Phenolic) Moulding Materials.*

BS903 : 1950 *Methods of Testing Vulcanized Rubber.*

A standard practice is to take the reading after the h.t. has been applied for one minute. It need hardly be mentioned that until the h.t. has been switched on, the range switch should be at the short circuit position to which position it should be returned after taking the reading. On the upper ranges the instrument is very sensitive to small changes in capacitance to grid, and one's hands should be kept well away while taking a reading.

### APPENDIX

*Validity of method shown in Fig. 6 for measuring megohmmeter error due to input current.*

In Fig. 9(a),  $V_t$  is the h.t. voltage, normally 500;  $V_1$  is the input voltage that would exist if leakage and grid current were nil;  $V_2$  is the actual input voltage, the non-linear input resistance being denoted by  $R_i$ .

Then  $V_1 = V_t R_s / (R_x + R_s)$ ; but since in the instrument described, with  $V_t = 500$ ,  $R_s$  is never more than 1% of  $R_x$  it can be neglected in comparison, and  $V_1 \approx V_t R_s / R_x$ . On the same basis,

$$V_2 \approx V_t \frac{R_s R_i}{R_x (R_s + R_i)}$$

To set up the voltage  $V_1$  at the input, using the circuit Fig. 9(b)—which is essentially the same as Fig. 6—with

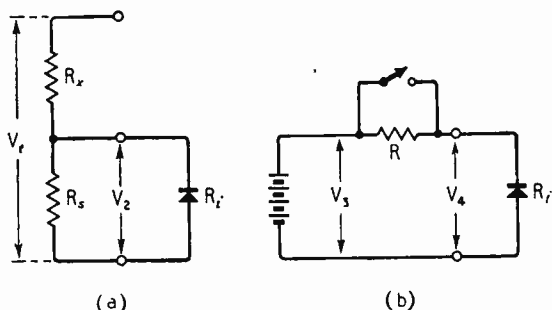


Fig. 9. Theoretical representation of input conditions, with (a) ohmmeter circuit, and (b) calibration circuit (Fig. 6).

the switch closed,  $V_3$  must be made equal to  $V_1$ , and if this is taken as  $V_t R_s / R_x$  then

$$V_4 = V_t \frac{R_s R_i}{R_x (R_s + R_i)}$$

Except for the negligible difference already mentioned, this is the same as  $V_2$ , and therefore the value of  $R_i$ —even if considerably non-linear—is the same in both cases, and the Fig. 6 calibration circuit correctly simulates the effect of leakage and grid current in the ohmmeter circuit, but without actually having to provide a known very high-valued resistance  $R_{\infty}$ .

If the instrument zero is reset on any range that has a perceptible zero error due to  $R_i$ , the effective error at any scale reading is the difference between the error measured at that reading and the error measured at zero.

## SWISS RADIO SHOW

International Exhibition of Broadcast Receivers  
and Sound Reproducing Equipment

By G. H. RUSSELL, Assoc. Brit.I.R.E.\*

THE twenty-fifth Swiss radio exhibition was held in the Kongresshaus Building, overlooking the lake, in the city of Zürich, from August 29th until September 5th. This year, the exhibition coincided with the commencement of regular transmissions from the first television transmitter in Switzerland. This is situated on high ground at Uetliberg, a few miles from Zürich. The transmissions are broadcast on European channel 3, using the C.C.I.R. standard of 625 lines, with a power of 5 kW.

As Switzerland manufactures only a small proportion of her electronic needs, a great deal has to be imported from abroad. The exhibition, therefore, tends to be of a far more international character than its equivalents elsewhere. Countries represented were Austria, Denmark, Germany, Great Britain and the United States of America, but the majority of the exhibits were of German origin.

Apart from radio and television sets, tape-recorders, amplifiers, measuring instruments, components, valves, aerials and gramophone records were displayed in abundant variety. Altogether, there were

over fifty stands, many of them displaying goods from several manufacturers.

**Television.**—The main focus of interest was, quite naturally, on television. The majority of the receivers shown were tuneable over bands 1 and 3. All receivers were of the direct-viewing type, and tubes varied from 14 to 27 inches. British firms represented were Bush, Ferguson and Pye. Amongst the American exhibits were table and floor models with 21-in tubes by RCA, and a 27-in console model by Philco. From Germany there were 14-in, 17-in and 21-in receivers in great variety. One German "prestige" model contained a 21-in television receiver, all-wave radio, three-speed gramophone, tape-recorder, gramophone-record storage space and cocktail cabinet, all in one unit of truly massive proportions.

There did not appear to be anything revolutionary in the circuitry of these receivers. Some sets used continuous tuning, but the majority were switch tuned. Intercarrier sound was a very popular feature, but flywheel sync, on the other hand, was only used by a few of the manufacturers.

**Sound Broadcasting.**—Switzerland, being situated


\* Bush Radio, Limited.

in the centre of Europe and surrounded by large numbers of high-power stations, must of necessity use broadcast receivers which are highly selective. As there is only one station for each language group within Switzerland, a great deal of foreign listening is indulged in, which makes the selectivity of a receiver of even more importance than it might otherwise be.

One interesting method of coping with this selectivity problem is the "ferrite aerial," one example of which was shown by the Swiss firm of Sondyna. It consists of two lengths of Ferroxcube rod, on which are wound the medium- and long-wave aerial coils. These are screened in all directions but two. The whole unit is mounted well above the chassis on a rotating shaft, which is controlled by means of an external knob. Indication of orientation is given by a rotating device on the dial. Discrimination ratios of the order of 30 db and over are claimed for this aerial, not only against "off-beam" signals, but also against local electrical interference. It is further claimed that the directional properties of this aerial are far greater than can be obtained with a frame.

Because of the public desire for foreign listening, and because of propagation difficulties in such a mountainous country, wire broadcasting is extensively used. Until recently, this has been of the audio-frequency variety, but radio-frequency wire broadcasting is now coming increasingly into use. This provides at least three foreign stations, as well as two of the home programmes; the quality of reproduction is excellent. A channel spacing of 33 kc/s is used. A number of receivers were shown which make provision for the reception of these programmes, the bandwidth being automatically adjusted to take advantage of the improved frequency response.

The fact that one of the German f.m. stations is receivable in the German-speaking area of Switzerland has made the public there very v.h.f.-conscious. As nearly all German receivers incorporate a v.h.f. band as a matter of course, and as the medium and long wave selectivity of these receivers is adequate for Swiss needs, German radio tended to dominate the exhibi-



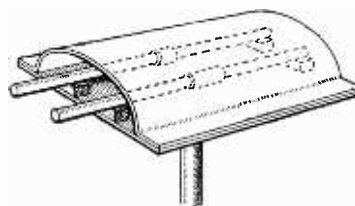
Three-band radio receiver, provision for receiving wire-distributed programmes and a tape recorder are combined in this Swiss domestic sound unit, made by Revox and costing about £130.

tion. A popular circuit line-up is: self-oscillating mixer, two i.f. amplifiers and ratio-detector. One Swiss firm showed an f.m. converter housed in a small wooden cabinet, the appearance being similar to that of an American midget receiver of pre-war days. Sondyna provide a v.h.f. adapter as an optional facility for their receivers. Permeability tuning is used, and this is operated by means of an eccentric drum attached to the receiver tuning spindle. The unit is built on a flat chassis, measuring about 4½ in by 3½ in, and is constructed so as to fit above the receiver tuning condenser. The valve line-up is: 6BK7, cascode r.f. stage; 6J6, mixer and oscillator; two 6BH6 i.f. amplifiers and 6AL5 ratio detector. It is claimed that full limiting takes place with an input of 30 μV. The ratio detector seems to have become a standard part of these f.m. receivers, and, with it, an intermediate frequency of 10.7 Mc/s.

Radio-gramophones were all provided with two or three-speed motors, and crystal pickups were universally employed.

**Tape Recorders.**—A great variety of tape recorders were displayed, including the British Ferrograph model. The Swiss firm of Revox showed their recorder housed in what can best be described as, a table radiogram cabinet, complete with radio and "wired wireless" receivers. Another Swiss manufacturer, Perfectone, demonstrated recorders which included the following features: twin-track recording with automatic track-change-over at the end of the reel, providing two hours continuous playing time, automatic stop at the end of the reel; automatic stop in the event of tape breakage; and instantaneous track-change-over at any point.

**Test Gear and Components.**—Among the test instruments shown were a wide selection from Advance Components and some of the Marconi Instruments range. American and German instruments were strongly represented. One of the General Radio exhibits was a very compact absorption wavemeter covering the range 250 to 1,200 Mc/s without switching. From the Danish company Radiometer was an f.m./a.m. standard signal generator with a frequency



Ferrite-rod directional aerial for two-band reception.

coverage of 54 to 216 Mc/s, with variable deviation from 0 to 300 kc/s. A piston attenuator is used and the output voltage reading is claimed to be 10% ± 1 μV. Frequency calibration is claimed to be within 0.5% of the dial reading. An additional instrument which converts the above signal generator to the range 100 kc/s to 55 Mc/s is available. These two instruments together, therefore, provide a continuous f.m./a.m. signal source ranging from 100 kc/s to 216 Mc/s.

In the components field, British products were reasonably well represented, but as far as could be ascertained, all aerials were of German manufacture. They were invariably of the 300-ohm folded dipole type, and some very imposing arrays were shown, such as a triple aerial system covering bands 1, 2 and 3, complete with reflectors and directors.



# Colour Television for Britain

*Will a Compatible System be Too Difficult  
and Too Dear for Us?*

**T**HE Federal Communications Commission of the U.S.A. is now in the process of considering the proposed standards for colour television submitted to it earlier in the year by the National Television System Committee, a body representing most of the well-known American radio manufacturers. These standards are based on a system of compatible colour television (described on the following page) which has been devised more or less as a counterblast to the old non-compatible C.B.S. frame-sequential system. If the standards are accepted—and it seems fairly certain that they will be—it follows that this system will form the basis of design for all colour transmitting and receiving equipment in America.

At such an important point in the history of American development it is appropriate that some comment should come from this country about our own position. So far, the Television Advisory Committee has recommended that any future British system should be a compatible one. If this proposal is accepted by the Government it is probable that we shall adopt something similar to the N.T.S.C. system. There are, however, a good many problems that would have to be solved before such a system could be made suitable for use in Britain.

## Critical Timing

Some of the limitations of the N.T.S.C. system that would make things difficult for us were discussed recently by F. C. McLean, Deputy Chief Engineer of the B.B.C., at a British Association meeting in Liverpool.\* To begin with he placed a good deal of emphasis on the critical timing and phase relationships of the various components of the signal. It would be necessary, for example, to lock together the colour sub-carrier frequency, the line and frame frequency and the timing of any colour synchronizing signal. This would mean that the present practice of tying the line frequency to the mains frequency would have to be abandoned. From the transmitting point of view this would cause very little difficulty, but it might give trouble in some existing receivers which would be required to take a monochrome signal from the colour transmissions.

Referring to the distribution of the signal to the various transmitters, he pointed out that a system like the N.T.S.C.'s implies that "a very close tolerance must be maintained on the timing of the various carriers and pulses, and hence all parts of the transmission system must have a very small distortion in terms of amplitude and phase delay over the whole of the video band." Similarly the phase and amplitude distortion introduced by the transmitters themselves would have to be made negligible. All this would result in increased difficulty and cost.

Mr. McLean also thought that a simultaneous sub-carrier system might affect the range of transmitting stations by reducing the useful service areas within which satisfactory reception could be obtained. This limitation might be caused by differential fading or attenuation of the various components of the picture, and at distances of about 50 miles the colour information might be seriously distorted. To cover a given area would, therefore, require more transmitters and hence more channels. This could prove a serious matter for the establishment of a nation-wide colour service.

As for the question of our narrower channel widths in this country, he said it still remains to be decided whether all the colour information can be transmitted within the limitations of a 5-Mc/s channel, or whether such information will have to be sent outside in another channel.

On the subject of receivers, Mr. McLean said that there are likely to be some problems of even greater difficulty than those met by the N.T.S.C. in America. He pointed out, for example, that in this country the sound channel is amplitude modulated, so that separation of the colour sub-carrier might be more difficult than in the U.S.A. where the sound carrier is frequency modulated. Discussing the more general aspects, he said that a colour television receiver requires much greater stability of circuits, components and receiving conditions. We still do not know what effect any variations of these will have on faithful colour reproduction, since all receiving tests so far have been carried out under laboratory or restricted field-test conditions. Colour receivers would cost a good deal more than our present ones and their greater complexity would probably put up the servicing costs as well.

## Interference Problems

One other problem which Mr. McLean did not mention but which has troubled a number of engineers is the possibility of the colour signal producing an interference pattern on the black-and-white picture. Although the N.T.S.C. system employs various tricks to reduce this effect it seems that they are not completely effective. It is felt, too, that the process of interlacing the sidebands of the monochrome and colour signals is not entirely foolproof because in practice there are sometimes large instantaneous peaks of energy occurring at frequencies outside the normal distributions and these can cause interference between the two signals.

These, no doubt, are some of the technical difficulties which Sir Ian Jacob, Director-General of the B.B.C., had in mind when he said that "neither here nor in America is there yet a system which has been developed to the point at which it can be confidently adopted."

\* "The Application of Colour Television to Broadcasting", a paper read before Section G (Engineering) of the British Association.

# American

## Principles of the N.T.S.C.

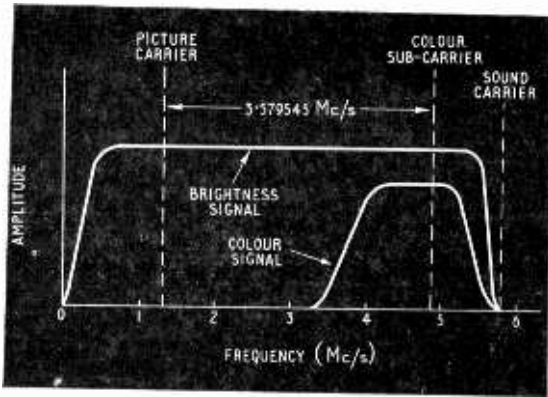


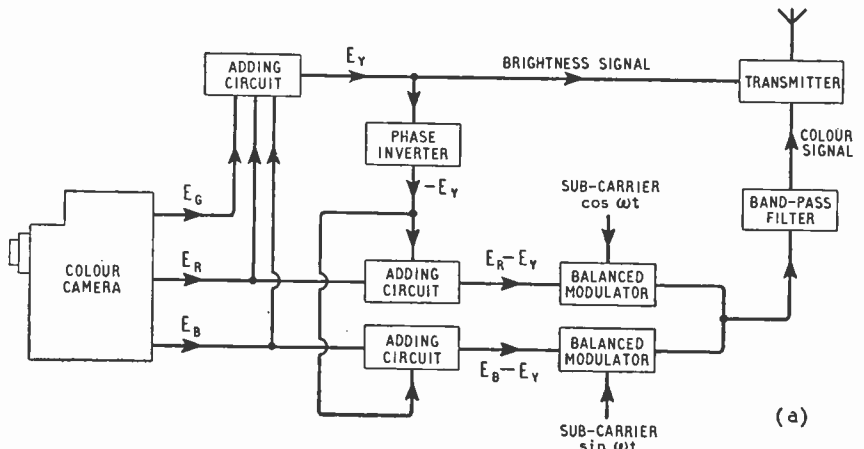
Fig. 1. Frequency characteristic of the N.T.S.C. colour transmission in its 6-Mc/s channel. The vestigial sideband system is used for both the picture carrier and the colour sub-carrier.

WHEN the National Television System Committee first set about the task of devising a colour television system for the United States they were faced with two main technical requirements. The first was that the system should be compatible, that is, the pictures should be receivable in black and white on existing receivers without any degradation from normal quality. The second was that the frequency band of the transmissions should be kept within the present American channel width of 6 Mc/s—in other words, all the vision information would have to be transmitted within a band of about 5 Mc/s. The system which has now been evolved satisfies first of all the compatibility requirement by taking the brightness information of the colour picture and transmitting it as a black and white picture which can be reproduced on existing receivers. The bandwidth requirement is satisfied by transmitting the colour information on a sub-carrier, of approximately 3.58 Mc/s, in such a way that the signal is kept within the normal vision band and yet does not interfere with the black and white picture. This is done by a process known as frequency interlacing. Fig. 1 shows the complete frequency characteristic of the transmission. Note that the vestigial sideband system is used and that the colour signal only occupies just over 1 Mc/s of the whole channel.

This idea of transmitting the picture in the form of two sets of information, brightness and colour, seems rather strange when one thinks of the classical method, evolved from colour photography, of transmitting it in terms of three colour components, usually the primary colours, red, green and blue. The reason for it is, of course, that a separate brightness component is needed to provide the normal black and white picture. It would

be possible, of course, to transmit this brightness component in addition to the three colour components, but that would be very wasteful of bandwidth because the colour components would already contain the brightness information and it would be transmitted twice. In the N.T.S.C. system this duplication is avoided by removing the brightness information from the three colour components. The remaining colour information on the sub-carrier then consists of hue (e.g. red, brown, yellow, purple) and saturation (i.e. the extent by which the hue is pure and not diluted by white light).

This method of specifying a colour picture in terms of brightness, hue and saturation instead of in red, green and blue components is rather unfamiliar, but the relationships of the three quantities can be illustrated quite well graphically as in Fig. 2, using the well-known colour triangle. At the corners of the triangle are the three primary colours, while in between are the secondary colours produced by mixing them additively. In the middle, where all the colours are mixed, is pure white. With this arrangement two of the quantities can be represented by a vector rotating about the centre of the triangle. The angle of the vector specifies hue, while its length (or the distance away from white) gives saturation. The third quantity, brightness, can be represented by another vector perpendicular to the plane of the paper and passing through the centre of the triangle. Along the length of this vector the white in the centre gradually changes through grey to black, or zero brightness. Thus, while the picture is being transmitted the colour vector can be imagined as rotating to specify the hue and lengthening and shortening to specify the saturation. (This is, in fact, the way in which the actual electrical vector of the colour signal specifies the information—the hue modulates the phase angle of the sub-carrier and the saturation its amplitude.) At the same time, the perpendicular vector (not shown) can be imagined as lengthening and





# Colour Television

## Simultaneous Compatible System

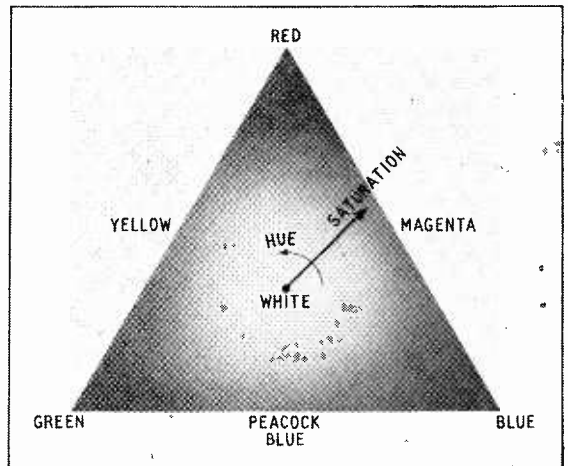
shortening according to the brightness information, and in this way it represents the normal amplitude modulation of the carrier. When there is no colour in the picture at all the rotating vector and the colour signal disappear completely.

As well as subtracting the brightness information from the three colour components it is possible to make a further saving in colour-signal bandwidth by removing one of the colour components entirely. The reason for this is that all three components are already being transmitted in the form of white light by the brightness signal, so that if only two colour components are transmitted by the sub-carrier they can be subtracted from the brightness signal at the receiving end to recover the third one. Actually it is the green component that is removed and recovered in this way. Thus in Fig. 2 one can imagine the rotating colour vector as being restricted in movement to the right-hand side of the triangle and not having to go through the green corner at all.

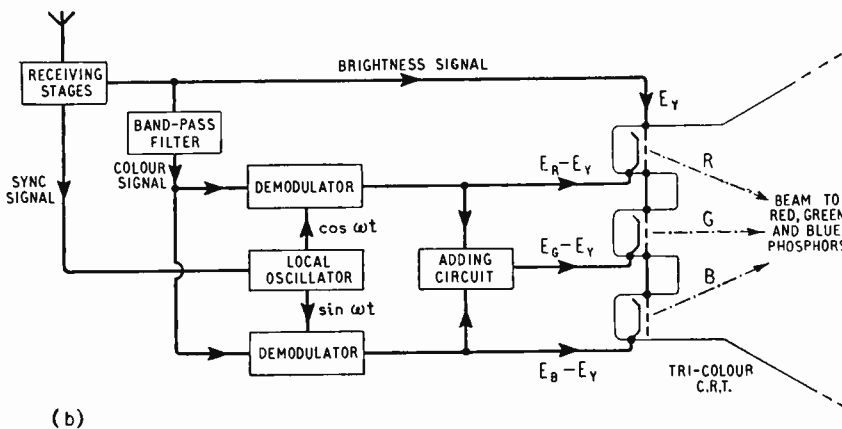
Yet another reduction in the amount of colour information to be transmitted is made by taking advantage of certain characteristics of human vision. It is a well-known fact that the eye is insensitive to fine detail in colour and can only see it in black-and-white form. Obviously, then, there is no point in transmitting this fine detail on the colour signal as long as it is carried by the brightness signal. Thus the information-content of the colour signal can be very much smaller than that of the brightness signal and consequently its frequency band can be limited to something quite narrow—just over 1 Mc/s, in fact. This characteristic of human colour vision is, of course, a gradual thing. With slightly larger detail, for example, the eye still cannot distinguish between blue and yellow—they both appear grey—or between brown and crimson or blue and green, but it can between red and green. In the N.T.S.C. system, therefore, the bandwidth requirements of the transmitted colour components are graded accordingly.

Those which can be distinguished in medium detail are given the full colour bandwidth of just over 1 Mc/s while those which can only be seen in broad areas are restricted to about 500 kc/s.

The broad functioning of the system can now be followed from the simplified block diagram Fig. 3. At the transmitting end (a) the colour camera analyses the picture and produces three signals representing the red, green and blue colour components,  $E_R$ ,  $E_G$  and  $E_B$ . These components are recombined in an adding circuit to produce the brightness signal,  $E_Y$ , or black-and-white picture, which is sent straight to the transmitter and radiated in the normal bandwidth. The red and blue components are also fed to two circuits where they are added to the signal  $-E_Y$  produced by a phase inverter—in other words the redundant brightness component is subtracted from them, as explained above. (The green component is simply ignored as that is also redundant for reasons stated above.) The two resultant signals,  $E_R - E_Y$  and  $E_B - E_Y$ , now contain all the essential hue and saturation information that has to be modulated on the colour sub-carrier. As mentioned above, the hue information is conveyed by phase modulation and the saturation



Above: Fig. 2. Colour triangle with rotating vector representing the two quantities hue and saturation. A second vector representing brightness can be imagined as perpendicular to the plane of the paper and passing through the centre of the triangle.



Left: Fig. 3. Simplified block diagram of the system, with the transmitter at (a) and the receiver at (b). Note how the brightness signal (black and white picture) is shunted round the colour channel.

information by amplitude modulation. The actual method of doing this is to split the sub-carrier into two components, one leading the other in phase by  $90^\circ$ , and modulate the leading component with the  $E_R - E_Y$  signal and the lagging component with the  $E_B - E_Y$  signal, as shown by the vector diagram Fig. 4. The two parts are then recombined and the resultant vector in Fig. 4 represents the modulated sub-carrier as finally transmitted.

One can now see exactly how the hue and saturation are represented respectively by the angle (phase modulation) and length (amplitude modulation) of this resultant. The  $E_R$  and  $E_B$  colour-component signals from the camera vary in amplitude according to the hue of the picture, and as a result the two vectors  $E_R - E_Y$  and  $E_B - E_Y$  vary in length and produce corresponding changes in the phase angle of the resultant. Thus we have the angle of the electrical vector specifying the hue in much the same way as the rotation of the vector in Fig. 2 specifies it in graphical form. Similarly, the  $E_Y$  brightness component in Fig. 4 varies in amplitude according to the saturation of the hue, since it represents the amount of white-light dilution. This causes the lengths of  $E_R - E_Y$  and  $E_B - E_Y$  to vary and consequently the length of the resultant vector. Again, we have the electrical vector lengthening and shortening to specify saturation in the same way as the Fig. 2 graphical vector.

This process of modulating the two components of the sub-carrier is actually done by balanced modulators (Fig. 3) so that the sub-carrier itself is suppressed. The components are then combined and the complete colour signal is fed through a band-pass filter (giving the characteristic shown in Fig. 1) to the transmitter.

At the receiving end of the system (b) the carrier is demodulated and the whole signal is fed into the brightness channel; it is also applied to a band-pass filter which passes only the band containing the colour signal. The brightness signal then modulates all three grids of a tri-colour cathode-ray tube. In the colour channel the two modulating voltages  $E_R - E_Y$

and  $E_B - E_Y$  are recovered from the colour signal by a process of synchronous detection. This involves heterodyning the incoming signal with two sine waves, each of which has the same frequency and phase as the desired component. Thus, the local oscillator producing these sine waves must be locked in phase to the colour sub-carrier, and for this purpose a synchronizing signal consisting of several cycles of sub-carrier frequency is transmitted during the back-porch period following each line sync pulse.

From the two colour-difference signals thus recovered the third one,  $E_G - E_Y$ , is derived by adding suitable fractions of them together. The three are then applied in a negative sense to the three cathodes of the tri-colour c.r. tube, and the  $E_Y$  brightness components that were subtracted at the transmitter are put back by the  $E_Y$  signal applied to the grids. In other words, the  $-E_Y$  voltages at the cathodes become  $+E_Y$  as a result of being applied in a negative direction, and as  $E_Y$  is fed to the grids in the same phase the two cancel out. This leaves  $E_R$ ,  $E_G$  and  $E_B$ , the original three colour-component signals, applied between the grids and cathodes of the tube. Thus, the three electron beams and the three sets of coloured phosphor elements on the screen are modulated according to the three output signals of the colour camera.

An ordinary monochrome receiver tuned to the transmission cannot, of course, do anything with the information on the colour sub-carrier, so it simply responds to the brightness signal and reproduces from this a black-and-white picture in the normal way.

It was mentioned earlier that the colour sub-carrier is transmitted in the same band as the brightness signal (Fig. 1), without interfering with it, by a process known as frequency interlacing. This principle takes advantage of the fact that the sideband frequencies of a television transmission tend to be grouped in clusters around harmonics of the line scan frequency, leaving open spaces in between. The idea, then, is to interleave the sideband clusters of the colour signal between the sideband clusters of the brightness signal, so that neither set interferes with the other, although they are all within the same band. This is done in the N.T.S.C. system by arranging the colour sub-carrier to lie exactly half way between two harmonics of the line frequency—in other words by making it an odd multiple of half the line frequency. The interlacing process then works out as shown in Fig. 5 at line and half-line frequency harmonics.

Although the colour signal does not interfere directly with the brightness signal it will nevertheless get into the vision channel of an ordinary receiver, so that one might expect it to appear as an interference pattern on the black-and-white picture. Actually it does not. The reason is that the intensity modulation of the c.r. tube beam by the colour signal reverses in phase along each line in successive picture periods—blacks become whites and whites become blacks. So, whereas the light modulation produced by the brightness signal is summated in time by the storage effect of the screen and the viewer's persistence of vision in the normal way, that produced by the colour signal tends to cancel out. In practice the cancellation is not complete because the light storage is not long enough. However, the visibility of the interference is kept to a minimum by making the colour sub-carrier frequency as high as possible (see Fig. 1), so that the pattern produced on the screen is a very fine one.

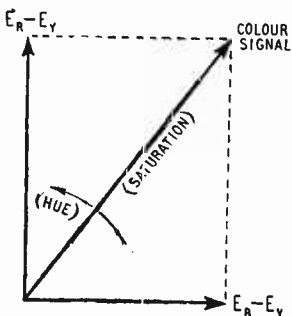


Fig. 4. Vector diagram showing how the two colour-difference signals modulate two components of the colour sub-carrier in quadrature. When these are combined (Fig. 3) the final colour signal is represented by the resultant vector, which carries hue information by phase modulation and saturation information by amplitude modulation.

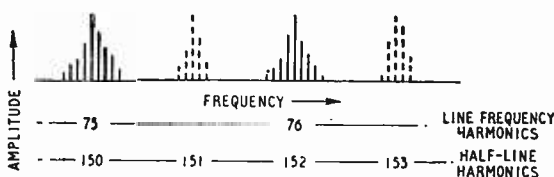



Fig. 5. Illustrating the technique of interlacing the monochrome and colour sidebands. The monochrome sidebands are shown as full lines and the interleaved colour sidebands as broken lines.

# Radar Wind Measurement

*New Meteorological Station Using the "Radar Sonde"*



**W**HILE the main purpose of the balloon-borne radio sonde is to transmit meteorological data to the ground, it is also used nowadays for giving information on the speed and direction of the winds which carry it along. Hitherto the system has been to equip the sonde with a reflector and follow it about with a radar set on the ground. Changes in its range, bearing and elevation are then used to compute the required wind information. Unfortunately, this primary radar system is restricted in range to about 40 miles, so the latest step has been to use secondary radar, with a transponder instead of a reflector on the balloon. This increases the range to about 100 miles.

The original secondary radar system, or "radar sonde," was devised some years ago by T.R.E.\* Now, an engineered version of it has been developed by Mullard and installed at a new meteorological station near Crawley in Sussex. A feature of this equipment is that it is completely automatic in operation. The radar aerial follows the course of the sonde automatically and gives range, bearing and elevation information from which the wind information is continuously com-

\* "The Radar Sonde." *Wireless World*, April, 1951, p.155.

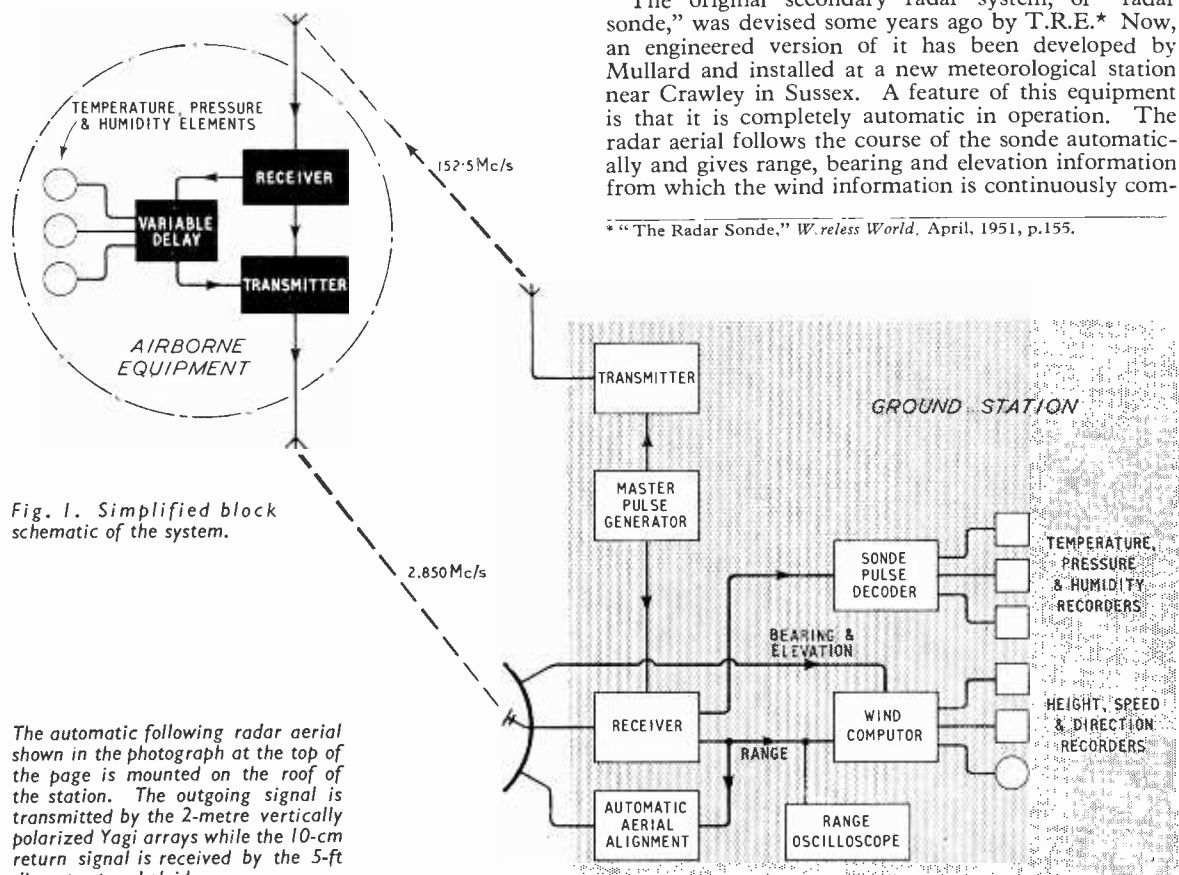


Fig. 1. Simplified block schematic of the system.

The automatic following radar aerial shown in the photograph at the top of the page is mounted on the roof of the station. The outgoing signal is transmitted by the 2-metre vertically polarized Yagi arrays while the 10-cm return signal is received by the 5-ft diameter paraboloid.





This unit houses the wind computer and carries the 4-ft diameter rotating polar chart which records the wind direction. A pen slowly traversing from the outside to the inside of the chart represents the time the sonde is in flight, while rotational movements of the chart represent changes in the wind direction with respect to the initial direction at launching.


puted and recorded. At the same time the straightforward telemetering of other meteorological data is done through the channel provided by the returning radar signals, and the results are presented continuously by pen recorders.

Fig. 1 is a simplified block schematic of the system. Pulses of  $2\ \mu\text{sec}$  duration are transmitted at a repetition rate of 404 per second with a peak power of 50 kW on a frequency of 152.5 Mc/s. They are received by the airborne transponder and arranged to trigger its 30-W transmitter, which sends back pulses on 2,850 Mc/s to the receiving paraboloid. The transit time of the pulses gives the range of the sonde and this information is displayed on a cathode ray tube and fed to the wind computer.

The system for keeping the receiving paraboloid continuously trained on the sonde makes use of a dipole which is offset from the axis of the reflector and rotates in such a way that the aerial beam traces out a cone in the sky. If the paraboloid is pointing in a slightly wrong direction and the sonde is to one side of the cone, the received signal fluctuates in strength as the beam swings around, at a frequency corresponding to the rotational speed of the dipole. The fluctuation frequency is then used as an error-signal to correct the alignment of the paraboloid. If the paraboloid is properly aligned and the sonde is exactly in the centre of the cone the signal strength remains constant and no error-signal is produced. From the positioning of the paraboloid the bearing and elevation of the sonde are obtained and the information is fed into the wind computer.

In the computer the speed and direction of the wind is derived from the rates of change of the range, bearing and elevation information. Wind direction is recorded on a polar chart, while speed and height (which is also computed) are registered on standard pen recorders.

Some of the balloons which are sent up carry just



An airborne unit with its cover removed. The miniaturized equipment is mounted in a light thermally insulating container and is suspended from the balloon by the quarter-wave receiving aerial. The transmitting aerial projects from the bottom. Power is supplied by 6.5-V batteries and h.t. is obtained by means of a vibrator.

a transponder for wind measurements only, while others have in addition meteorological elements for measuring temperature, pressure and humidity. The system for transmitting these additional measurements on the radar return signal makes use of a second pulse delayed slightly from the main one. The three meteorological elements are selected in sequence by a motor-driven switch and arranged to control the spacing between the two pulses. In the ground equipment the two pulses are used to trigger the front edge and the back edge of a square pulse, so that the duration of this square pulse represents the value of the meteorological measurement. An electronic chronometer then measures the duration of the pulse and gives the answer in the appropriate meteorological terms.

## ULTRASONIC DRILL



IN this experimental machine, made by Mullard and shown recently at the Institution of Electronics Manchester exhibition, vibrations at about 22 kc/s are generated by a magnetostriction transducer and transmitted to a drilling tip by a tapered metal stub, which acts as a velocity step-up transformer. The box on top contains an amplifier, which forms part of an oscillatory circuit with the magnetostriction device below. Rapid drilling and cutting of most brittle materials is possible when a paste of carbide abrasive is fed to the tip. The use of the machine was demonstrated recently in the television programme "Science Review."

# LETTERS TO THE EDITOR

*The Editor does not necessarily endorse the opinions expressed by his correspondents*

## Ignition Interference in U.S.A.

IN his letter in the October issue, Malcolm S. Morse states that "in the U.S.A. our television sets operate in the midst of millions of motor cars, all unsuppressed, yet never have I seen a case of ignition interference or even heard of anyone troubled by it."

Mr. Morse must have been singularly fortunate in his choice of viewing sites. If he will refer to an American book published this year ("Principles of Television Servicing," by Carter V. Rabinoff and Magdalena E. Wolbrecht: McGraw-Hill) he will find that the authors have quite a bit to say about it on pp. 432-434. Indeed, they say "some years ago an appeal was made to the automobile industry by the F.C.C. to study and if possible develop ways and means of eliminating ignition interference. The industry has been and still is co-operating by extensive research along these lines."

In spite of Mr. Morse's remarks about "poorly designed British sets" the fact remains that it is not possible by any known means to suppress ignition interference at the television set, but it can be done easily and cheaply on the car itself. Certain measures to reduce the interference can be taken in the receiver, it is true, such as by using limiters. In spite of the sets being so "poorly designed," all current British sets include them. They are such a normal fitting that they are taken as a matter of course.

London, N.14.

W. T. COCKING.

## "Television Interference"

I WAS very interested to read the note on page 320 of your July issue on this subject, as I am one of the "suffering amateurs" operating on the 2-metre band.

Our particular trouble is caused by 2nd harmonics of local oscillators on about 72.5 Mc/s. They sound rough and unstable and some are weakly modulated, probably by a microphonic valve. Similar trouble has been reported by Scottish amateurs.

There are wider issues involved than interference to amateurs, which in all conscience is bad enough already. 72 Mc/s, the fundamental frequency, is used by business radio and certain users are, I understand, already being inconvenienced during TV hours. Our 2-metre band is shared with one of the armed forces, apparently, and whilst their stations are not at present likely to be troubled, an increase in this form of interference might give them cause for complaint. Another problem may arise when new TV channels open up, with the possibility of interference by higher-order harmonics, admittedly weaker but there all the same.

It seems to me that unless something is done now, things will get worse. I realize that TV receiver designers already have a lot to worry about, but in future I think they should give more attention to the "front end," making every effort to reduce unnecessary (and possibly illegal) radiation. This will apply also to converters, of course.

Until now, the v.h.f. bands, both commercial and amateur, have been fairly "clean" and free from the kinds of interference which plague the lower frequencies. Let us keep them that way!

Worthing, Sussex.

R. B. FORGE (G3FRG).

## Technical Qualifications

AS a holder of the City and Guilds Full Technological Certificate I have followed the correspondence regarding this qualification with a spectator's interest. However, the letter by M. L. Barton in your October issue provokes a reply. It might well have been written by a sworn enemy of the Institute—or a disappointed candidate!

The reference to the mathematics standard is accurate

but unfair. Surely Mr. Barton does not think that Inter. B.Sc. maths. would equip one to sit the fourth and fifth year examinations in Telecommunication Principles? Whether specifically examined in mathematics or not, the C. and G. candidate has to reach the standard required to pass these examinations—which, like all advanced electrical papers, are exercises in higher mathematics.

The phrase "telecommunications as understood by Post Office engineers" is just trite nonsense. One imagines "Post Office" electrons rolling down the wire, painted engineer green and stamped G.P.O., while "Barton" electrons saunter along, varicoloured and with a look of independence. The Post Office has done as much work with super frequencies as any other large British organization—and the C. and G. fifth year syllabus is in a large part devoted to the technique of their use.

Mr. Barton finishes his letter with a backward somersault in supporting the Brit.I.R.E., apparently ignorant of the fact that this institution grants the holder of a full technological certificate complete exemption from the technical and maths. sections of its graduateship examination.

If these arguments are the best that can be advanced in criticism of the C. and G. Full Technological Certificate it is no surprise to me that the Ministry by which I am employed (Supply) recognizes the qualification. Might it not be that they, the Admiralty and the B.B.C. are the ones in step?

Farnborough, Hants.

P. B. HAYES.

## "Meter Overload Protection"

THE mechanical overload tests on microammeters described by J. de Gruchy (September issue) are liable to be misleading unless account is taken of the "transit time" of the meters concerned, a factor which depends not on meter damping alone, but also, in certain cases, on the load in which they are worked.

By transit time is meant the time the pointer takes, with current suddenly applied, to reach any steady reading up the scale, and, for a dead-beat condition, is independent of the magnitude of the deflection.

A normal microammeter of the type mentioned, if used in a high resistance circuit, will have a transit time of about one second. Subjected to a sudden overload of 250 times its full scale current, it will endeavour to maintain its transit time; i.e., the pointer tip will be given an acceleration such as to enable it to reach a point 250 times the scale length in one second. If the scale is 1.5 inches long, the distance it is attempting to travel is  $1.5 \times 250$  inches per second, an average speed of more than 20 miles an hour!

The kinetic energy released at the top stop, and hence the damage done, will be lessened if the transit time is increased.

The transit time of a microammeter will begin to increase if the resistance of the circuit in which it is worked is taken below ten times its own internal resistance. Maximum transit time, which is considerably more than the open circuit value, occurs, as would be expected, at practically short-circuit conditions.

Therefore, a microammeter used heavily shunted, as, for instance, in a multi-range test set, will withstand more sudden actual meter current overload than one of the same type used in a high resistance circuit.

High Wycombe, Bucks.

T. H. FRANCIS.

## Lamp Interference

REFERRING to W. B. Mansell's statement in your August issue that gas-filled filament lamps are also responsible for generating interference, I have made a number

of enquiries to find support for this view, but so far as I can determine from my friends and colleagues in the interference and lamp manufacturing fields there is every reason to believe that only vacuum lamps are responsible.

It is, however, a fact that, in the past, some few lamps labelled "gas filled" have in fact been vacuum, and have given rise to conflicting reports.

The lamps causing the majority of the trouble are 40-, 60- and 100-watt "rough service" types. The 15- and 25-watt vacuum lamps which are the only sizes normally available to the public are only responsible in rare cases.

Enfield, Middx. A. HALE.

I AM indebted to your correspondents for their helpful comments on the lamp interference problem raised in my letter published in your May issue.

They may be interested to know that the interference in question was ultimately traced to a vacuum lamp in my own home! It was, in fact, a 15-watt domestic type, purchased from a chain store, and was normally kept on all night in the children's bedroom. The interference, however, was not continuous during the time it was in use, but usually occurred some two or three hours after the lamp was switched on.

It appears that the oscillations arose as the result of a fault, since the lamp failed a week or so after the interference was first reported. Furthermore, they were probably mains-borne, because they were being generated inside a metal-clad pre-fab. which would undoubtedly be a big deterrent to direct radiation. The attenuation of incoming signals produced by these houses is sufficient, in this locality at least, to make portable receivers an impracticable proposition without an outdoor aerial.

Weymouth, Dorset. K. ROBINSON.

"D.C. Restoration in Television"

W. T. COCKING, in his article in your March issue, analyses the simple case where the resistor of the RC coupling is connected directly in parallel with the diode (his Fig. 6). He makes no mention of more modern arrangements where the resistor is no longer so connected. At the time I anticipated that there would be a further article discussing such circuits. Since none has been forthcoming, and since such an eminent authority as Donald Fink makes no mention of them in the 1952 edition of "Television Engineering," I have made it my business to examine several current receiver designs; in no case has the improved circuitry been applied. I feel therefore that these circuits may not be as widely known as I had imagined, and would like to draw attention to them.

Referring again to Fig. 6 of Mr. Cocking's article, it is apparent that the mean circuit flowing in  $R_2$ , the resistor in question, is a function of average picture brightness. This current can therefore vary, as Mr. Cocking points out, between very wide limits and, since the diode mean current must equal this current, the datum to which the sync pulse tips are "restored" will also vary with average picture brightness. This undesirable effect can be eliminated if we can maintain a constant current in the resistor.

One method which partially achieves this result is to connect the remote end of the resistor to a point of which the d.c. potential differs by a margin of several times the signal amplitude from the mean d.c. potential at the coupling. This is illustrated in my Figs. 1(a) and 1(b) for the two cases of negative-going and positive-going sync pulses. The potential  $V_A$  is chosen to give the desired range of signal excursion at the amplifier grid.  $V_B$  is a potential differing from  $V_A$  by an amount many times the amplitude of signal applied to C, being positive or negative to  $V_A$ , as required to cause the diode to conduct. It is obvious that the current in R (and in turn the diode current) is almost entirely dependent on the p.d.  $V_A - V_B$  and only to a small degree on the variations in signal applied. This gives a close approximation to the desired condition and much improved restoration results.

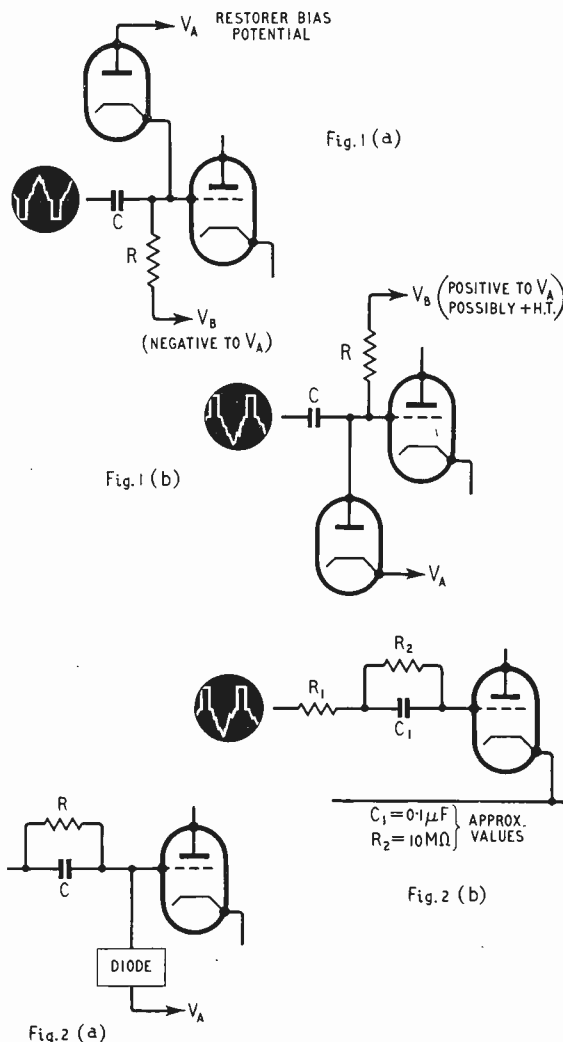
Another method of attack is to connect R to a point in the circuit where the same signal excursion exists as that applied to C. The p.d. across R must then be constant, making the current in it constant. The p.d. across R must again be in correct sense to cause the diode to conduct. One simple embodiment of this idea is shown in my Fig. 2(a) where R is connected in parallel with C; it can only be used when the p.d. across C is in the correct sense. The sync separator circuit illustrated in Mr. Cocking's article (Fig. 2) can be greatly improved by this method. This is shown in my Fig. 2(b), the grid cathode circuit of the valve forming the diode and  $R_2$  and  $C_1$  being connected to a source of signal positive to the cathode (via  $R_1$ ).

In all these circuits, suitable values of C will be the same as those normally employed in restored coupling (say 0.1 to 0.5  $\mu$ F). R must, however, be very much larger, (10 to 22 megohms), and is chosen to give about the same average current in the diode as obtains in the simple circuit.

I must point out, however, that while these arrangements alleviate one defect of the d.c. restorer, they do not appreciably reduce the other defect discussed by Mr. Cocking—the variation in signal datum which occurs during the frame sync pulse.

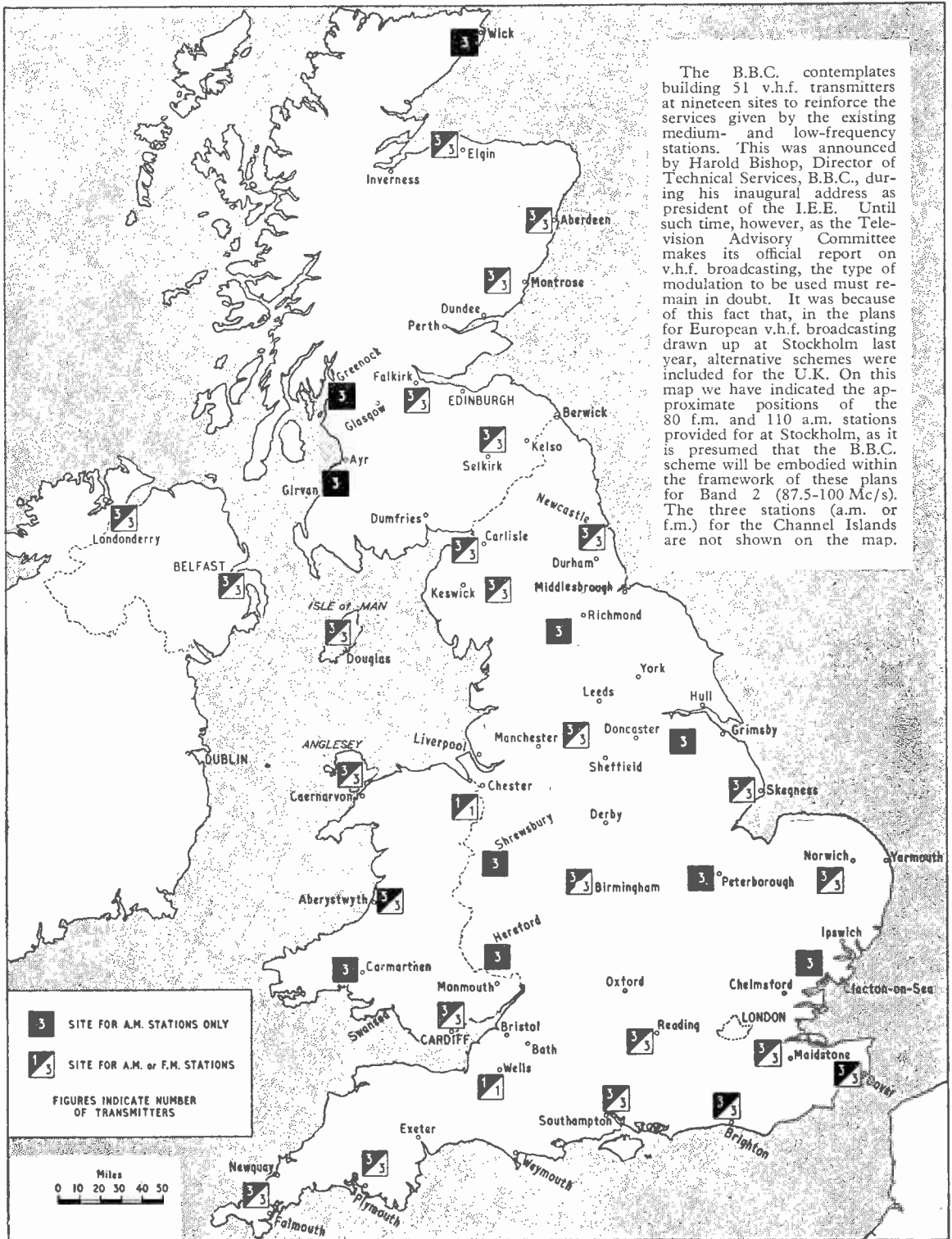
Chelmsford, Essex.

J. E. NIXON.





# V.H.F. Broadcasting: Plans for U.K.



# International Technical Questions

## Summary of C.C.I.R. London Meeting

**A**FTER five weeks' deliberations the 7th Plenary Assembly of the International Radio Consultative Committee (C.C.I.R.) ended on October 7th. The C.C.I.R., which is one of the four permanent bodies of the International Telecommunication Union, is charged with the study of technical radio questions and operating questions of a technical character. To facilitate the study of the questions tabled at each plenary assembly fourteen study groups have been formed and it is the task of these international groups to consider and report on the findings of their national counterparts. A list of the British study groups and their chairmen was given in our September issue (p. 396).

Some 300 representatives from 41 countries participated in the meetings, the findings of which will eventually be published by the C.C.I.R.

During the Assembly's protracted deliberations in London, some three or four hundred documents were considered and a vast number of recommendations approved. At this stage we can do no more than summarize a few of the recommendations which will be submitted to the I.T.U., and some of the study programmes to be undertaken before the next plenary assembly (to be held in Warsaw in 1956).

The approved recommendations of the study group concerned with both sound and vision receivers cover questions of stability, selectivity and sensitivity. In the recommendation regarding receiver stability it is pointed out that in cases where economic considerations prevent the use of effective frequency stabilizing devices attention should be paid to the stability of inductors and capacitors and of the oscillator circuit (including the valve and its power supply). It also recommends the use of temperature compensating components. Tables giving the single-signal and two-signal selectivity characteristics of various classes of receiver (W/T, R/T, domestic broadcast and television) are included in the recommendation that uniform methods of measurement of receiver selectivity be adopted. The same study group has drawn up a programme of investigation into the methods of measuring and expressing the amplitudes of undesired emissions from sound and vision receivers and also of means of suppression. It also calls for a study of the question of the choice of intermediate frequencies.

Three study groups are concerned with propagation—tropospheric, ionospheric and ground wave, respectively. The outstanding subject so far as the ionospheric group was concerned was probably the question of atmospheric radio noise. Study pro-

grammes have been agreed upon and one recommendation calls for the setting up of a world network of lightning recorders. It is also proposed to produce a new set of noise curves which can be used internationally in place of the theoretical data at present used.

The 1947 Atlantic City Conference entrusted the C.C.I.R. with the task of studying the establishment of a world-wide standard-frequency and time service. A report on the services provided by the existing stations in Washington, Hawaii, Tokyo, Rugby, Johannesburg and Turin was adopted, together with recommendations for improving the service. The possibility of employing the two-independent-side-band method of transmission for the standard frequency service is to be studied.

Standards for magnetic-tape recording of programmes for international exchange were recommended and approved, although not unanimously. The recommended tape speed is 15 inches per second with alternative speeds of 30 and  $7\frac{1}{2}$  in/sec. Single-track recording is recommended and standards are given for tape, spools, frequency response and recording heads. In view of the increasing interest in the interchange of filmed television programmes it has been agreed that an investigation should be undertaken to find out what method or methods should be used for the recording of the accompanying sound for TV programmes intended for international exchange.

Short-wave broadcast receiver manufacturers will soon have to include the 26-Mc/s band in the coverage of their sets if a resolution passed at the meeting is acted upon. This called for the use of this band for long-distance broadcasting because of the very low atmospheric noise intensity in that part of the spectrum.

The vocabulary study group recommended the abolition of all adjectives and superlatives in describing frequency bands and the substitution of numbers as given in the following table, which it is intended should take the place of the table in the Atlantic City Radio Regulations. The lower limit of the frequency range is excluded and the upper limit included in each case. The formula is: Band "N" extends from  $0.3 \times 10^N$  to  $3 \times 10^N$  c/s.

Band Number	Frequency Range	Metric subdivision
4	3 to 30 kc/s	Myriametric waves
5	30 to 300 kc/s	Kilometric waves
6	300 to 3,000 kc/s	Hectometric waves
7	3,000 to 30,000 kc/s	Decametric waves
8	30 to 300 Mc/s	Metric waves
9	300 to 3,000 Mc/s	Decimetric waves
10	3,000 to 30,000 Mc/s	Centimetric waves
11	30,000 to 300,000 Mc/s	Millimetric waves
12	300,000 to 3,000,000 Mc/s	Deci-millimetric waves

To facilitate the preparation by the International Telecommunication Union of an international list of telecommunication terms, definitions and symbols, the C.C.I.R. is to produce a "provisional list of terms and definitions peculiar to the work of the C.C.I.R." which, it is intended, shall serve as a basis for the radio-communications section of the proposed I.T.U. vocabulary.

# WORLD OF WIRELESS

International Conferences ♦ Television and Amateur Shows ♦ R.I.C. Awards ♦ R.T.E.B. Exams.

## European Broadcasting Conference

A SERIES OF MEETINGS of the European Broadcasting Union is being held at Monte Carlo from November 3rd to 14th. The main meeting is the 1953 General Assembly of the E.B.U., which will be held on the 13th and 14th. This will be preceded, as usual, by meetings of the Technical Committee, Legal Committee, Television Study Group and of the Administrative Council.

The Technical Committee, under its chairman, E. L. E. Pawley of the B.B.C., will review the activities of its various working parties and of the E.B.U. Technical Centre in Brussels for the past year and will fix the programme of work to be undertaken during the following twelve months. The working parties, which are composed of specialists of member organizations, have during the past year been considering indirect-ray propagation on medium-waves, unattended broadcast transmitting stations, the implementation of the Stockholm v.h.f. plans and the standardization of equipment and operational procedure in tape recording. It is possible that the Technical Committee will, in conjunction with the Television Study Group, also review the development of international television exchanges in Europe.

## Interference : International Agreement

APPROXIMATELY 60 delegates from 18 countries and various international organizations attended the meeting of the International Special Committee on Radio Interference (C.I.S.P.R.), held in London in the middle of October. The chief aims of the committee are to obtain international agreement on limits which should be imposed on the production of "man-made" interference, methods of measurement and safety considerations involved in the use of suppressors on electrical appliances.

As a result of the meeting, agreement was reached on interference limits in respect of certain classes of electrical equipment. The general adoption of the recommendations made would considerably benefit international trade. At present exporting manufacturers are confronted with a variety of specifications.

Among the items referred to national delegations for further study and consideration are: interference limits in the v.h.f. band; interference between receivers (from oscillator and line time-base circuits); interference from high-tension cables and from industrial, scientific and medical r.f. equipment.

## TV Show

SOME 40 EXHIBITORS will be participating in the annual exhibition of the Television Society, which will be held from January 7th to 9th in the Electrical Department, King's College, Strand, London, W.C.2. The exhibition is not, of course, concerned only with domestic reception, but will also cover industrial television and television in research.

On the first day, the show will be open from 6.0-9.0 for members and the press only. On the second day it will be open at 12 noon and on the last day at 10.0, and will close on both days at 9.0. Admission will be by ticket obtainable from members of the society or the secretary, 164, Shaftesbury Avenue, London, W.C.2.

## Amateur Radio Show

THE SEVENTH Annual Amateur Radio Exhibition, organized by the Radio Society of Great Britain, will be opened at the Royal Hotel, Woburn Place, London, W.C.1, at 12 noon on November 25th by Rene Klein, a

founder-member and vice-president of the Society. Mr. Klein, who is now managing director of McMichael Radio, was instrumental in the founding of the Society as the London Wireless Club in 1913.

In addition to the equipment exhibited by manufacturers there will be a wide range of home-constructed gear and a display of amateur television equipment arranged by the British Amateur Television Club.

At the time of going to press the following will be exhibiting: Air Ministry, Avo, Cosmocord, Denco, G.E.C., David Godwin, Grundig, Panda Radio, Philpotts Metalworks, Salford, Siemens, *Short Wave Magazine*, *Telecraft* and *Wireless World*.

The exhibition will be open daily (11-9) until November 28th. Admission 1s.

## B.B.C. Tuning Notes

OUR REFERENCE in the September issue (page 409) to the "B.B.C. 1,000-c/s tuning note (not the Third Programme 440 c/s)" was not strictly accurate. There is actually a 1,000-c/s tuning note for the Third Programme. It is radiated for five minutes before the ten-minute 440-c/s note which immediately precedes the opening of the Third Programme.

Incidentally, the degree of accuracy of the radiated audio frequencies has recently been improved and is now  $\pm 5$  parts in  $10^8$ .

## Writing Prizes

IT WILL be recalled that two years ago the Radio Industry Council launched a scheme to encourage, by the award of premiums, the writing and publication of technical articles to increase the prestige of the British radio industry. Last year five 25-guinea premiums were awarded and two additional £10 awards were made.

The panel of judges, which this year includes Dr. Willis Jackson (late Professor of Electrical Engineering, Imperial College), P. D. Canning, W. M. York, C. E. Strong and Vice-Admiral Dorling, will be meeting shortly to consider articles accepted for publication by journals on sale to the public between January and December this year. They should be submitted to the Secretary of the R.I.C., 59 Russell Square, London, W.C.1, by the author or editor not later than November 30th.

## Do You Know?

HOW LONG should the radiator be for a dipole for the reception of the Wrotham v.h.f. transmissions?

Where does one apply for an amateur transmitting licence?

What are the base connections for an X81?

What is the value of a resistor coloured orange all over?

What is the address of the Television Society?

The answers to these and very many other questions can readily be given by the possessor of a 1954 *Wireless World* Diary which includes, in addition to the usual week-at-an-opening diary pages, an 80-page reference section.

The Diary is obtainable from booksellers and newsagents, price 5s 10d (morocco leather) or 4s 1d (rexine), including purchase tax.

## Servicing Exam. Results

OF THE 309 ENTRANTS for the Radio Servicing Certificate Exam. in May, 126 (40 per cent) qualified for the certificate—including 30 candidates who passed the practical test only, having been referred last year. A further 87 candidates were successful in the written paper, but were referred in the practical tests. As mentioned last month, the next exam. will be held on May 4th



and 6th for the written papers and May 15th for the practical test. The closing date for entries is February 1st.

The percentage of successes in the 1953 Television Servicing Certificate Exam. was higher than in the Radio Exam.—48 per cent. Of the 135 candidates, 64 were successful; including 24 who were referred in the practical test last year. Thirty-six passed in the written papers and may sit again next year for the practical test. The next exam. for the Television Servicing Certificate will be on May 10th and 12th and June 19th, for which the closing date for entries is January 15th.

Particulars and entry forms for both examinations are obtainable from the Radio Trades Examination Board, 9, Bedford Square, London, W.C.1.

## PERSONALITIES

**Professor F. C. Williams**, of Manchester University, has been awarded the ninth Charles Vernon Boys Prize by the Physical Society in recognition of his "invention of the storage system for use in digital electronic computers." The award will be made at the Society's meeting at 5.0 on November 20th in the Lecture Theatre of the Science Museum, London, S.W.7, when Professor Williams will deliver a lecture on "Cathode-ray Tube Storage for Digital Electronic Computers."

**Dennis McMullan, M.A., Ph.D.**, who for the past four years has been undertaking post-graduate research work at the Cambridge Engineering Laboratory, where he developed the scanning electron microscope, is going to Canada as head of the Simulator and Field Equipment Section of the Canadian Armament Research and Development Establishment in Quebec. He graduated from Cambridge in 1944 and went to Bush Radio under the Hankey scheme for the development of Services equipment. Dr. McMullan left Bush in 1946 and, before returning to Cambridge, was for two years with Cinema Television where he worked on high vacuum techniques and for a short while at Sperry Gyroscope designing analogue computers.

**H. Walker, O.B.E., A.M.I.E.E.**, becomes Assistant Superintendent Engineer (Television Studios), B.B.C. He joined the engineering staff of the Corporation in 1931 and transferred to the Television Service in 1936. After war service in the R.A.F. in which he attained the rank of Wing Commander, he returned to the Television Service in 1945 and was appointed assistant engineer-in-charge at Alexandra Palace the following year. In 1950 he became engineer-in-charge of the London station and for the past eighteen months has been head of Technical Operations, Television Studios.

**W. D. Richardson** has been appointed Assistant Superintendent Engineer (Television Outside Broadcasts), B.B.C. He joined the B.B.C. as a maintenance engineer at Brookmans Park in 1930 and became senior maintenance engineer at Alexandra Palace in 1938. Throughout the war he served in the B.B.C.'s Planning and Installation Department and since 1946 has held various posts in the Television O.B. Department.

**Wallace Rubin, B.Sc.(Hons.), Ph.D.**, who joined Multicore Solders a year ago, has been appointed chief chemist of the Research Laboratories in succession to Dr. P. M. Fisk, who has left after nine years' service with the company.

**M. G. Hammett, M.I.E.E., A.M.I.Mech.E.**, who joined Murphy Radio as chief engineer of the Electronics Division at the beginning of September, held a similar position with E. K. Cole's Electronics Division at Malmesbury for some time. He has taken over responsibility for all electronic development and design at Murphy's works at Welwyn and Ruislip.



**H. J. Leak, M.Brit.I.R.E.**, managing director of H. J. Leak & Company, went to the United States to attend the Audio Fair in New York (October 14th-17th) where the company's new products were demonstrated.

**H. A. Hartley** has gone to the United States to devote himself exclusively to the interests of his American company (H. A. Hartley Co. Inc., of 521, East 162nd Street, New York 51). The sole rights of manufacture and selling in the United States and its possessions are vested in the American company, but for the rest of the world these rights will remain with H. A. Hartley Co., Ltd., 152, Hammersmith Road, London, W.6.

## OBITUARY

**Allen Longstaff**, who was for over 20 years the representative of Amalgamated Wireless (Australasia), Ltd., in London, died in Sydney, N.S.W., on September 19th. It was in 1925 that Mr. Longstaff first came to this country; he was then engaged in experiments being conducted preparatory to the establishment of the Anglo-Australian wireless telephone service. He attended the International Radiotelegraph Conference in Washington as A.W.A.'s representative in 1927 and immediately afterwards was appointed as European Representative of the company. He returned to Australia in 1946.

## IN BRIEF

**Broadcast Receiving Licences** totalling 13,056,689 (including 2,539,103 for television and 196,161 for car radio sets) were current in Great Britain and Northern Ireland at the end of August. The number of television licences increased by 59,649 during the month.

**Faraday Lecture.**—This year's Faraday Lecture of the I.E.E. will be given by O. W. Humphreys, B.Sc., and will be entitled "Electric Process Heating—An Aid to Productivity." The lecture tour opens at Birmingham Town Hall on November 30th and continues at Leicester on December 3rd, Cardiff (February 1st), London (February 16th), Southampton (February 18th), Manchester (March 23rd), Liverpool (March 25th), Leeds (April 12th), Sheffield (April 14th), Newcastle (May 4th) and Glasgow (May 6th). Admission to the lectures is by ticket and application must be made to the honorary secretary of the I.E.E. Centre concerned, except in the case of London, when application must be made to Savoy Place, London, W.C.2.

**Brit.I.R.E. Membership** was 4,383 on March 31st—an increase of 365 on the previous year. This was recorded in the annual report given at the meeting on October 21st. In the course of the review of the past year it was stated that a report is being prepared on the use of primary materials in the radio industry. The first part will cover ceramics, constructional metals, magnetic materials and crystals.

**Blind Operators.**—Donations totalling nearly £540 were received at the Earls Court Radio Show by the United Appeal for the Blind (London) as a result of the demonstration of blind operators assembling components. It will be recalled that the demonstration was provided by Philips who employ about 20 blind operators at their Mitcham Works.

**Trans-American Radio.**—Radio equipment is being installed in the Sunbeam Alpine car which, with a caravan-trailer, is being driven from Alaska to the Strait of Magellan by a three-man team. The radio installation, which has been supplied by the British Communications Corporation, Ltd., Wembley, includes a 5-watt crystal-control transmitter for c.w. operation in the 20-40-metre amateur band. The operator, Marco McClintock, of Cleveland, Ohio, will use his own call W0DXT. The car will also carry v.h.f. transmitting and receiving equipment supplied by B.C.C.

**Sponsored TV?**—The organizers of the recent Nottingham Radio and Television Exhibition (the Nottingham Centre of the Radio and Television Retailers' Association) arranged for a series of commercial television programmes to be transmitted on a closed circuit to receivers in the main hall of the exhibition. The majority of the exhibitors at the show were local retailers.

**"Old N'Yons."**—The annual dinner and reunion of past students of the Northampton Engineering College, Clerkenwell, will be held on November 27th at the Connaught Rooms, Gt. Queen Street, London, W.C.2. Tickets are obtainable from A. F. Thompson, 10, Milborough Crescent, Lee, London, S.E.12.

**"Navigation To-day,"** the exhibition being held at the Science Museum, South Kensington, will remain open until January 17th. It shows the various types of navigational instruments and equipment (including radar and other radio aids) used in navigation in the air, on land and at sea. The museum is open on week-days from 10 to 6 and on Sundays from 2.30 to 6. Admission is free.



**C.C.I.R. BANQUET.**—Delegates to the London meetings of the International Radio Consultative Committee (C.C.I.R.) were entertained by the Marconi Company at a dinner and dance at the Dorchester Hotel. Dr. Balth. van der Pol, director of the C.C.I.R., is on the right in this view of the head table. Sir George Nelson, chairman of the Marconi group of companies, is on the right of the microphone and H. Faulkner, who was chairman of the plenary assemblies, is next to him.

**New Norfolk Transmitter.**—As part of its plan to improve the coverage of the Home Service, the B.B.C. is building a new 2-kW transmitter at Hampstead, near Cromer, Norfolk. For technical reasons it will use the same wavelength and radiate the same programme as the Northern Home Service, 434 metres (692 kc/s). Its directional aerial will give a good service in the Sheringham, Cromer, North Walsham and Reepham area without affecting reception of the Moorside Edge transmissions in north-west Norfolk.

**R.A.E. Reunion.**—The first reunion of those who worked in the Wireless (10) Department of the Royal Aircraft Establishment, Farnborough, between 1922 and 1939, was held at Farnborough on September 25th. Dr. James Robinson, who was the first head of the department after it was moved from Biggin Hill, was the guest of honour. Others present included Air Commodore A. L. Gregory, the first serving R.A.F. Officer to take charge of the department, F. S. Barton (principal director of electronics research and development, M.o.S.) and Dr. J. S. McPetrie, present head of the R.A.E. Radio Department.

**Marine I.F.F.**—Development models of a device to ensure the identification of ships when seen on a radar p.p.i. are undergoing tests in the United States. The equipment has been devised by a committee of the American Radio Technical Commission for Marine Services to enable a port radar operator to know which of the numerous ships shown on the p.p.i. he is talking to.

**Radio-control Equipment** fitted in the target model aircraft exhibited by M.L. Aviation at the S.B.A.C. Exhibition (to which we referred on page 464 of our October issue) was made by Beme Electronic and Marine Equipments, Ltd., of Hythe, Hants. It was designed and developed under a M.o.S. contract.

**R.A.M.A.C.**—The thirteenth conference of the Radio Marine Associated Companies, which is an association of twenty-five marine radio operating companies in nineteen countries, was recently held in the London offices of the British member company—Marconi International Marine Communication. R.A.M.A.C. co-ordinates research and the exchange of technical information on marine radio communication and navigational aids among its members.

**Fire!**—The incidence of fires caused by television receivers decreased from 6.4 per 10,000 sets in 1947 to 1/10,000 in 1951. The incidence for sound receivers during the same period remained at approximately 1/40,000. These figures are given in "Fire Research, 1952," published by H.M.S.O. for the D.S.I.R., price 3s.

**E.I.B.A. Ball.**—The annual dinner and ball in aid of the Electrical Industries Benevolent Association will be held at Grosvenor House, Park Lane, London, W.1, on November 13th. Tickets, price 2½ guineas, are obtainable from the Association, 32, Old Burlington Street, London, W.1.

**B.I.F.**—Plans are already well advanced for the 1954 British Industries Fair, which will be held simultaneously in London and Birmingham from May 3rd-14th.

**Non-ferrous Metals** being used extensively in the radio industry, we draw readers' attention to the "Metal Industry Handbook and Directory, 1953," which is issued annually to subscribers to the weekly journal *Metal Industry*. A large section of the 456-page Handbook, which is in its 42nd year of publication, is devoted to general properties of metals and alloys, and there are sections covering standards and finishing processes and a directory of producers.

**Plastics.**—A 44-page booklet listing all the more important plastics materials produced in Great Britain has been prepared by the British Plastics Federation of 47-48, Piccadilly, London, W.1. Each of the 17 classifications of materials listed in the booklet is prefaced by a short note on its uses. The booklet, which is obtainable from the B.P.F. price 2s, also includes lists of manufacturers and trade names.

**Association of Plastic Cable Makers** has been formed with the objects of promoting and advancing the interests of the industry and the establishment of standards of quality for plastic cables. James, Edwards & Co., 381, Salisbury House, London Wall, London, E.C.2, have been appointed secretaries to the association.

## BUSINESS NOTES

**"Tape Deck."**—In a recent case in the Chancery Division Truvox, Ltd., were the defendants in an action brought against them by Wright and Weaire, Ltd., concerning the use of the trade mark "Tape Deck." Judgment was given for Truvox, on the grounds that the plaintiffs had failed to proceed with their original case. We understand that as a result of these proceedings an application will be made to expunge the term "Tape Deck" from the Register of Trade Marks.

**Switzerland** has ordered from Marconi's a complete mobile television outside broadcasting unit comprising three image orthicon cameras and associated sound and vision equipment.

**E.M.I.** are to provide three complete Emitron mobile television microwave links to the Swiss Post Office for O.B. work. Switzerland recently started experimental transmissions from a station on the Uetliberg, near Zurich.

**Valve Shrouds.**—One of the two machines shown by Heenan and Froude, Ltd., of Worcester, at the recent European Machine Tools Exhibition in Brussels, was a strip-forming machine tooled for the manufacture of valve shrouds.

**Hadley Sound Equipments, Ltd.**, of Smethwick, have advised us that the School Broadcasting Council has approved their new 5-watt amplifier with baffle-mounted loudspeaker as suitable for use in schools. The PR5 amplifier will, therefore, be added to the Council's "List of Approved Apparatus" to which we referred in our May issue.

**International Aeradio, Ltd.**, are to provide and install radio and meteorological equipment at the Fiji Airways base, Nasouri, on the main island. Similar equipment will be installed at the other four airfields, Lambasa, Lautoka, Taveuni and Savu Savu. The company has also been given the contract by the



Government of Iraq for the provision of radio and radar engineering services and the establishment of an electronics training school in Baghdad.

**Tanker Radio.**—Six new 26,640-ton tankers on order for the Esso Petroleum Company are to be supplied with radio communication equipment and navigational aids by the Marconi International Marine Communication Company.

**R.F. Dielectric Heater** for the production from glued strips of wood of boards up to 80×40×2 inches thick has been produced by the General Electric Company and Fielding & Platt, Ltd. R.F. power for this edge-gluing machine, which incorporates a pneumatically operated press, is provided by a G.E.C. 25-kW r.f. generator.

**Tannoy in Canada.**—To facilitate the distribution and maintenance of Tannoy equipment in North America, Tannoy (Canada), Limited, has been formed with offices in Toronto. F. A. Towler, who was for many years sales manager in London, is the resident executive.

**Nera of England, Limited,** is the new name adopted by Aren (Radio and Television), Limited, of Jeffries Passage, High Street, Guildford, Surrey. In addition to producing projection television receivers and TV components, the company is manufacturing electronic instruments.

**Gillon Electric, Limited,** Rockstone Works, Rosemary Lane, Camberley, Surrey (Tel.: Camberley 481), has been formed by G. D. Gilbert and A. L. Leeson (until recently with Allen Components, Ltd.) for the manufacture of radio and television components.

**Truvox-Rola-Celestion.**—The sale, distribution and service of Rola and Celestion loudspeakers and Truvox p.a. loudspeakers will in future be undertaken by Rola Celestion, Ltd., and not, as hitherto, by Truvox. All enquiries, correspondence, orders and units for service should be addressed to Rola Celestion, Ltd., Thames Ditton, Surrey.

The Sales office of the **Aluminium Wire and Cable Company** is now at 30 Charles II Street, St. James' Square, London, S.W.1. (Tel.: Trafalgar 6441).

**Dupley Electronics, Limited,** makers of transformers and battery chargers, have moved from Ealing to Athlon Road, Manor Farm Road, Alperton, Wembley, Middlesex (Tel.: Perivale 9126).

**Glasgow Branch of W. T. Henley's Telegraph Works Company** is now at 149/153, North Street, Glasgow, C.3. (Tel.: Central 1771.)

**Aerialite, Ltd.,** have increased their factory accommodation at Stalybridge, Cheshire, by an extension to the factory giving a further 20,000 square feet of floor space.

## MEETINGS

### Institution of Electrical Engineers

Discussion on "Safety Precautions in Electronic Apparatus, with Particular Reference to Medical Applications," opened by H. W. Swann and W. Grey Walter, M.A., Sc.D., at 5.30 on November 12th.

**Radio Section.**—"Some Aspects of the Design of V.H.F. Mobile Radio Systems" by E. P. Fairbairn, B.Sc., at 5.30 on November 11th.

"Loudspeaker Systems—Recent Trends in Design" by Major A. E. Falkus, B.Sc.(Eng.), at 5.30 on November 23rd.

**Education Discussion Circle.**—Discussion on "What are the Requirements of Electrical Engineering Textbooks?" opened by Instr.-Cdr. D. K. McCleery, M.Sc., at 6.0 on November 9th.

All the above meetings will take place at Savoy Place, London, W.C.2.

**Cambridge Radio Group.**—Address by J. A. Smale, B.Sc., chairman of the Radio Section, at 6.0 on November 3rd at the Cambridgeshire Technical College, Cambridge.

**Mersey and North Wales Centre.**—"Radio Telemetering" by J. Walsh, B.Sc., at 6.30 on November 2nd at the Liverpool Royal Institution, Colquitt Street, Liverpool.

"Telemetering for System Operation" by R. H. Dunn, B.Sc., and C. H. Chambers, at 6.30 on November 16th at the Town Hall, Chester.

**North-Eastern Radio Group.**—"A Method of Designing Transistor Trigger Circuits" by Prof. F. C. Williams, D.Sc., D.Phil., F.R.S., and G. B. Chaplin, M.Sc., at 6.15 on November 16th at King's College, Newcastle-upon-Tyne.

**North-Western Radio Group.**—"Some Aspects of the Design of V.H.F. Mobile Radio Systems" by E. P. Fairbairn, B.Sc.,

at 6.30 on November 25th at the Engineers' Club, Albert Square, Manchester.

**North Scotland Sub-Centre.**—"Electronic Telephone Exchanges" by T. H. Flowers, B.Sc., at 7.30 on November 11th at the Caledonian Hotel, Aberdeen, and at 7.0 on November 12th at the Royal Hotel, Dundee.

**South-West Scotland Sub-Centre.**—"Electrotechnical Ceramics—a Survey of Compositions, Manufacturing Methods and Properties" by W. G. Robinson, B.Sc.Tech., and E. C. Bloor, B.Sc., at 7.0 on November 4th at the Institution of Engineers and Shipbuilders, 39, Elmbank Crescent, Glasgow, C.2.

**South Midlands Centre.**—"Printed and Potted Electronic Circuits" by G. W. A. Dummer, and D. L. Johnston, B.Sc. (Eng.), at 7.15 on November 19th at the Winter Gardens Restaurant, Malvern.

Faraday Lecture "Process Heating" by O. W. Humphreys, B.Sc., at 6.0 on November 30th at the Town Hall, Birmingham.

**South Midlands Radio Group.**—"Printed and Potted Electronic Circuits" by G. W. A. Dummer and D. L. Johnston, B.Sc.(Eng.), at 6.0 on November 23rd at the James Watt Memorial Institute, Great Charles Street, Birmingham.

**Reading District.**—"Sound Recording" by G. F. Dutton, Ph.D., B.Sc.(Eng.), at 7.15 on November 30th at the George Hotel, Reading.

**London Students' Section.**—"Scanning Generators" by Lt. M. J. Wyatt and 2/Lt. P. D. Gibbons at 7.0 on November 10th at the R.E.M.E. Depot, Arborfield, Berks.

"Metallic Resistance at High Frequency" by A. D. Stevens at 7.0 on November 17th at the Public Library, Chelmsford, Essex.

### British Institution of Radio Engineers

**London Section.**—"A High-Definition General-Purpose Radar" by J. W. Jenkins, J. H. Evans, G. A. G. Wallace and D. Chambers, B.Sc. (Cossor), at 6.30 on November 11th at the London School of Hygiene and Tropical Medicine, Keppel Street, London, W.C.1.

**Scottish Section.**—"Vibration Generators—Their Ancillary Equipment and Application" by H. Moore (Goodmans), at 7.0 on November 5th at the University, Edinburgh.

**Merseyside Section.**—"Multi-Channel Tuners for Television" by S. L. Fife and W. E. Hosey, B.Sc. (English Electric), at 7.0 on November 5th at the Merseyside and North Wales Electricity Centre, Whitechapel, Liverpool.

**North-Eastern Section.**—"Principles of Electronic Computing Machines" by Dr. B. V. Bowden (Manchester College of Technology), at 6.0 on November 11th at the Institution of Mining and Mechanical Engineers, Newcastle-upon-Tyne.

**West Midlands Section.**—"Remote Control Devices and Servomechanisms" by A. E. W. Hibbitt (Muirhead), at 7.15 on November 24th at the Wolverhampton Technical College, Wulfruna Street, Wolverhampton.

### Physical Society

"Some Magnetic Measurements—Techniques and Applications" by Prof. W. Sucksmith; and "Cathode Ray Tube Storage for Digital Computers" by Prof. F. C. Williams, D.Sc., D.Phil., F.R.S., at 5.0 on November 20th at the Science Museum, London, S.W.7.

### Television Society

Discussion on "Competitive Television" at 7.0 on November 13th.

"Converters for V.H.F. or U.H.F. Television" at 7.0 on November 26th.

Both these meetings will be held at the Cinematograph Exhibitors' Association, 164, Shaftesbury Avenue, London, W.C.2.

**Leicester Centre.**—"Fly Wheel Synchronizing" by S. E. Gent, B.Sc. (Eng.), (Ferguson Radio), at 7.0 on November 30th at the College of Art and Technology (Room 45), The Newarques, Leicester.

### British Kinematograph Society

**Film Production Division.**—"Stereo-Phonic Sound Systems" by A. W. Watkins, at 7.15 on November 18th.

**Television Division.**—"Medium Screen Television" by H. Ibbotson, B.Sc., at 7.15 on November 25th.

Both meetings will take place at the Gaumont-British Theatre, Film House, Wardour Street, London, W.1.

### Radio Society of Great Britain

"The Television Society's new TV Station" by H. de L. Banting, D. N. Corfield, D.L.C. (Hons.), and E. A. Dedman, at 6.30 on November 20th at the Institution of Electrical Engineers, Savoy Place, London, W.C.2.

### Institute of Practical Radio Engineers

**Midlands Section.**—"Television and Radio Suppression in Vehicles" by H. Harrison (Joseph Lucas, Ltd.), at 7.30 on November 2nd at the Crown Hotel, Broad Street, Birmingham.



# SKIN EFFECT

By "CATHODE RAY"

## *Why High-Frequency Currents Tend to Flow on the Outside of Conductors*

**I**N connection with microwave valves, two months ago, I happened to mention that at such high frequencies it was better to use sheet than wire, because most of the current flowed at the surface—a peculiarity known as skin effect. With such a picturesque name, it could hardly fail to be known. But I wonder if it is *understood*. I suspect that many reasonably knowledgeable technical people regard it as one of the sweet mysteries of r.f. life that are better not inquired into too closely. There is some excuse for this attitude, because the books that do deal with it thoroughly make very heavy mathematical weather of it, full of special Bessel functions, wave propagation, and suchlike. Consequently the simpler treatises tend to laugh it off by hinting that you must be a fool if you can't see that it is in the nature of very high-frequency currents to keep to the surface. The thing is "skin effect," so—well, there you are!

For those who are not honours graduates, but nevertheless have inquiring minds, some of the books strike a happy medium. But the said inquiring minds may perhaps be a little troubled by the fact that several apparently quite different explanations of skin effect exist. There is, however, no cause for alarm; skin effect is one of those things that can be approached by different routes; some people may find one way easier, some another.

### Basic Principles

Personally I think the best starting point for any expedition of this kind is with the basic principles of electricity. A bit more thought may be needed to work it out from there, but every time one does it makes those principles clearer in the mind. However, there is no reason against—in fact every reason for—supplementing this approach by views from other positions, which, although established from fundamentals indirectly, may be more familiar in practical work. For instance, one way of explaining skin effect is in terms of eddy currents. To anyone who has studied eddy currents and knows all about them, this may be a convenient short cut; but if one's understanding of eddy currents is itself rather shaky it is clearly not a sound proposition.

The simplest conductor to consider is a long straight round-section wire made of a non-magnetic material, say copper, and far enough away from other conductors for their effects to be neglected. When d.c. flows it does so uniformly over the cross-section, so that if the wire were imagined to be divided up into equal thick parallel strands each would be carrying the same current. Since each strand has the same e.m.f. between its ends and the same resistance, it could hardly be otherwise. What calls for some explanation is the fact that with a.c. it is otherwise. If the frequency is sufficiently high, the strands around the circumference are found to be carrying nearly all the

current, and those in the middle hardly any. Consequently the resistance of the wire as a whole is higher for a.c. than for d.c.

Students of the elementary books that try (regrettably) to make things easier by introducing reactance as a kind of resistance may need to be assured that this increase in resistance is quite apart from the increase in impedance due to the inductance of the wire as a whole. Such an assurance may be especially necessary because inductance does come prominently into my explanation. But not the inductance of the wire as a whole. May I emphasize, then, that there is an increase in actual *resistance* of the wire when the current becomes unevenly distributed from any cause whatever, whether by making the current alternate or by substituting Eureka for some of the copper.

Presumably it is obvious that the resistance of a wire is greater if current ceases to flow altogether through some portion of its cross-section, because that is the same thing as making the wire narrower. But anyone who does not find it obvious that *any* departure from uniform distribution of current flow increases the resistance should try calculating the total power dissipated in two parallel resistors when a given total current is shared between them in various proportions. Suppose, for example, that the resistors are each 10 ohms, representing (say) the core and outer parts of a 5-ohm length of wire (Fig. 1) and that the total current is 4 amps. If this is shared equally, each path takes 2 A and the power dissipated in it ( $I^2R$ ) is  $2^2 \times 10 = 40$  watts: total for both parts 80 watts. Now suppose one path takes 3 A and the other 1 A. Dissipation in the 3 A path is 90 watts and in the other 10 W; total 100 W. Of course the voltages across the two paths are now unequal (assuming the current is d.c.), which is impossible if the paths are in parallel. But not with a.c. For if the low-current path has more inductance in series with its resistance than the other path, it is quite possible for the voltage across it to be the same as across the other.

But, you may say, surely all strands of a single wire have the same inductance, especially if (as we are supposing) the division of the wire into strands is only imaginary? Even when one takes two separate wires with which to wind a coil, if they are

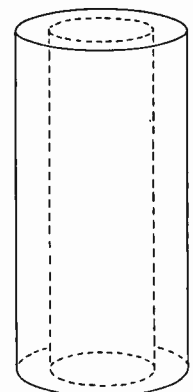


Fig. 1. A short sample (highly magnified) of a long solid wire, divided longitudinally by imaginary boundaries into two "strands," one inside the other, having equal cross-sectional area.

twisted together throughout their length the inductive coupling between them is very nearly 100%; any difference between two longitudinal halves of a single wire must be quite negligible! Regarding the inner and outer parts of the wire as separate strands, with boundaries as in Fig. 1, they obviously have the same length (and, if wound into a coil, the same number of turns), so assuming 100% coupling between them they could be represented electrically as in Fig. 2. At zero frequency the inductance would have no effect, so only the lower part of the diagram would apply, and the e.m.f. to pass 4 A (2 A through each path) would have to be 20 V. Since the wire is supposed to be stretched out straight, its inductance would presumably be quite small, so the d.c. conditions would not be much affected if the e.m.f. alternated at a low frequency, say 50 c/s. Very little more than 20 V would be needed to maintain the total current at 4 A. At high frequencies, however, the back e.m.f. generated by the flux set up by the current would become appreciable compared with 20 V, and a greater generator voltage would be needed to maintain the current. At a sufficiently high frequency, the inductance would become the dominating partner, swamping the resistance. But on the assumption of equal inductance and 100% coupling, the impedances of the two strands would be equal, whatever the frequency, so the currents in them would remain equal.

But now let us see if this representation—which at first sight might seem to be at least a close enough approximation to the truth—is justified. And this is where we get down to the bedrock of basic principles. One of the most important of them is that the magnetomotive force around any loop is proportional to the current enclosed (or linked). In the m.k.s. system it is actually equal to the number of ampere-turns; in the c.g.s. system it is  $0.4\pi$  times the ampere-turns; in the c.g.s. system it is  $0.4\pi$  times the ampere-turns. Our wire, being straight, has only one "turn," so the m.m.f. around any loop embracing it when it is carrying 4 A is (in the m.k.s. system) numerically equal to 4, or, in the c.g.s. system, 5.03. The path of the magnetic field at any point caused by current in a straight wire is a coaxial circle, and its strength is equal to the m.m.f. divided by the circumference of the circle. So just outside the wire, around its surface, the field strength (H) is m.m.f.  $\pi D$ , where D is the diameter of the wire. If D is, say 0.4 cm, H due to 4 A is 4 oersteds. The flux density B is equal to H multiplied by the permeability,  $\mu$ , and in the c.g.s. system the  $\mu$  for air is practically 1; so in our example B would be 4 gauss (or lines per sq. cm). In the m.k.s. system it would work out at 0.0004 weber. But for our present purpose numerical values are only of incidental interest, so there is no need to worry about systems of units—they do not affect the basic facts, namely, that the m.m.f. is the same in every concentric path around the wire, because all enclose the same current, and the field strength and flux density are therefore inversely proportional to the diameter, as shown in Fig. 3.

The same principles apply inside the wire itself, but of course we have to allow for the fact that the current enclosed, and therefore the m.m.f., progressively diminishes as the diameter of the path is reduced. The current, uniform distribution being assumed, is proportional to the cross-sectional area, and therefore to the square of the diameter. So the field, being proportional to the diameter squared, divided by the diameter, is simply proportional to the diameter and

we can complete the field/diameter diagram as in Fig. 4.

The one essential thing to grasp out of all this is that current flowing down the centre of the wire is linked with more flux than current in the outer "skin." The difference is the flux in the wire itself; this flux is proportional to the total current through the wire, but is independent of its gauge. This may seem rather surprising, but if you remember that the maximum flux density (which is at the surface of the metal) is inversely proportional to D, while the area through which it passes is directly proportional to D, you will see that D cancels out when calculating flux = flux density  $\times$  area.

Now if the current is alternating, the whole of the flux it produces is alternating, and therefore is inducing an e.m.f. in the wire. Other things being equal—frequency and length of wire—the e.m.f. induced is proportional to the peak flux. Since, as Fig. 4 shows, the flux linked with the core of the wire is greater than that linked with the skin, we see that more e.m.f. is induced in the core than in the skin. But the generator e.m.f. applied across all strands of the wire is the same, so after the induced e.m.f.s have been deducted there is less to spare for driving current through the resistance of the core than through the resistance of the skin. Consequently the effect of the unequal flux

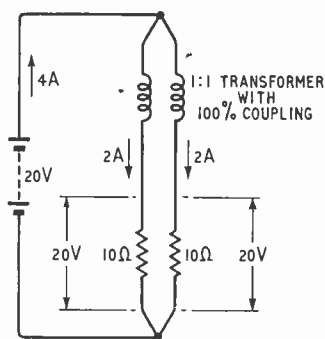
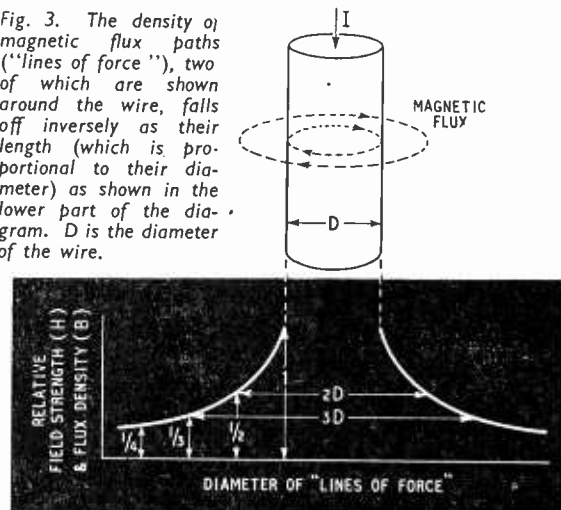


Fig. 2. If the resistance of the wire is taken as 5 ohms, the two "strands" can be represented by two 10-ohm resistances in parallel. Their inductances are also in parallel and very closely coupled; on the assumption that they are equal they are shown as making up a 1:1 transformer. At zero frequency the inductance has no effect, and an e.m.f. of 20 volts is sufficient to maintain a current of 4 amps, divided equally between the strands.

Fig. 3. The density of magnetic flux paths ("lines of force"), two of which are shown around the wire, falls off inversely as their length (which is proportional to their diameter) as shown in the lower part of the diagram. D is the diameter of the wire.



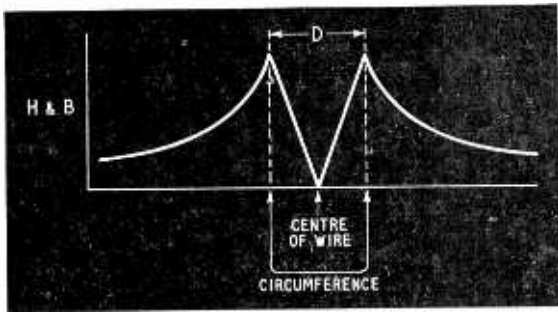


Fig. 4. To the field and flux density diagram for the field outside the wire is here added the portion applying to the field inside the wire, assuming the current is uniformly distributed. This diagram takes no account of the sign (direction) of the field.

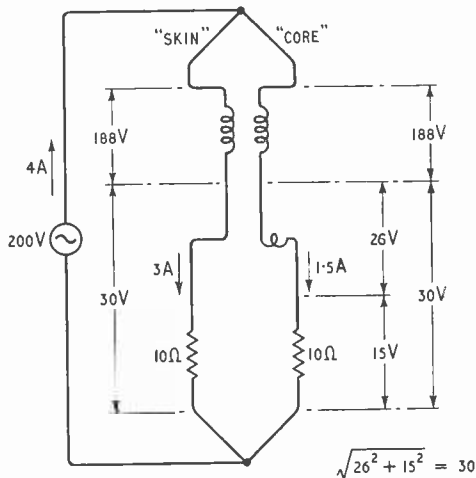


Fig. 5. This is Fig. 2 modified to apply to a frequency high enough for the reactance of the wire to be greater than its resistance. The fact that (as shown in Fig. 4) there is more flux outside the core of the wire, linked with it, than there is outside the skin, causes the core to have a higher inductance, so that less voltage is left to drive current through its resistance, and less current flows through it.

is to divert current from the core to the skin, and the resistance of the wire as a whole is increased.

Using conventional circuit symbols, this state of affairs can be shown as in Fig. 5, where the little extra coil in the "core" path represents the extra inductance corresponding to the flux inside the wire. The important point is that this inductance is not coupled to the "skin" path. Its back e.m.f. constitutes an extra voltage drop in the core path, and to make the situation clearer some figures are given on the diagram. For comparison with Fig. 2 the generator voltage has been raised sufficiently to maintain the total current at 4 A. The voltages across the two "windings" of the transformer must be equal and in phase, because the ratio is 1:1 and the coupling 100 per cent, so the voltages across the rest of each path must also be equal. But because of the extra inductance the current in the core path is not only less than the skin current but lags it in phase. In this case the phase difference is nearly 60°, which accounts for the fact that although the current in one branch has gone up by 1 A it has gone down in the other by only 0.5 A. So here is another cause of increased resistance. If you compare Fig. 5 with Fig. 2 you will find that the power dissipated, for the same

current, has risen more than 40 per cent, equivalent to a rise in resistance from 5 Ω to more than 7 Ω. Note that a large diversion of current has been caused by a relatively small difference between the inductances of the two paths.

One result of the diversion of current from the core is to modify Fig. 4. The field outside the wire (being determined only by the total current) remains unchanged, but there is less inside. This tends to reduce the excess of voltage induced in the core. The diversion therefore takes place only so far as is necessary to bring about a balance, such as that shown in Fig. 5. But if the frequency is very high indeed, and the resistance of the wire is very low (as it would be if made of heavy gauge copper), practically the whole of the applied voltage is used in overcoming the inductance. In other words, the voltage induced in all strands of the wire must be practically the same. This cannot happen if some strands are linked with more flux than others, so current ceases altogether except at the surface. Then there is no flux inside the wire and all parts of the wire are linked by the same flux, (i.e., the flux outside the wire). And the resistance of the wire is many times greater than it was. The resistances of the various "strands" are still the same as before; it is just that fewer of them are being used. Directly the resistance rises so much as to absorb an appreciable part of the voltage applied to the outermost skin, it makes possible a slightly greater induced voltage in the inner layers, which means that some current, though small, can flow there.

The thicker the gauge of the wire, the lower its d.c. resistance in proportion to its inductance, and the greater the skin effect. This fact sometimes makes unthinking people jump to the conclusion that at very high frequencies a thick wire has a greater resistance than a thin one. Actually, of course, the thick wire has the lower resistance, however far skin effect is developed, for it has more surface. It is true that in proportion to the amount of metal used its resistance is greater, because that goes up as the square of the diameter whereas the surface goes up in simple proportion to the diameter. So to obtain the lowest resistance with a given amount of metal it should be in the form of a thin-walled tube. It is also true that a coil wound with thick wire may have a higher r.f. resistance than a coil of the same dimensions wound with thinner wire. But if so it is not because of skin effect but because the lower resistance of the thick wire is being more than offset by greater dielectric losses in the insulation between the turns.

A moment or two ago we saw that skin effect brought about a reduction of magnetic flux inside the wire, the flux outside (for a given current) remaining the same. So the total flux produced by a given current is reduced, or in other words the inductance of the wire is reduced. The inductance of any circuit depends to some extent on frequency: it is greatest at zero frequency, when Fig. 4 holds good; it falls as skin effect comes into play; but there is a limit to the fall, for however high the frequency the circuit cannot lose more than all the flux inside the wire, and that is usually quite a small proportion of the whole. So at very high frequencies the inductance curve levels out again, towards a slightly lower figure than the d.c. value. The more refined formulæ for calculating inductance provide a frequency correction.

We have already seen that skin effect is more pronounced with thick solid wire than with thin, in the sense that a given frequency multiplies its resistance by



a larger factor, though it never becomes so high as that of the thin wire. It should also have been clear that wire made of low-resistance metal develops skin effect at a lower frequency than high-resistance metal. Study of Fig. 5c shows that the lower the resistance of the wire—whether because it is thick or because it is made of low-resistance material, or both—the lower the frequency at which its inductance is large compared with its resistance, causing the current to crowd towards the skin in order to reduce the internal flux and thus equalize the inductive voltages in all strands. So a thick copper wire shows skin effect at a comparatively low frequency; a thick resistance wire or a thin copper wire is similarly affected only at a much higher frequency; and a thin resistance wire maintains its resistance within close limits up to a much higher frequency still. Finally, a wire made of iron or other magnetic material, though higher in resistance than copper and therefore less subject to skin effect, has an enormously higher permeability than copper, so the internal flux is multiplied accordingly, and the net skin effect is far greater even than with copper.

Skin effect is therefore increased by the following: conductance per unit length, permeability, and frequency. The exact calculation of the increase in resistance is, as I said, a matter for the brighter mathematicians, and practical people like ourselves fall back on tables or graphs. While it is easy enough to use

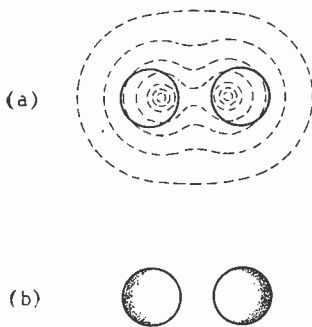


Fig. 6. When two wires carrying the same current are close together, their combined magnetic flux is distributed something like this (a), and the h.f. current consequently tends to flow where shaded (b).

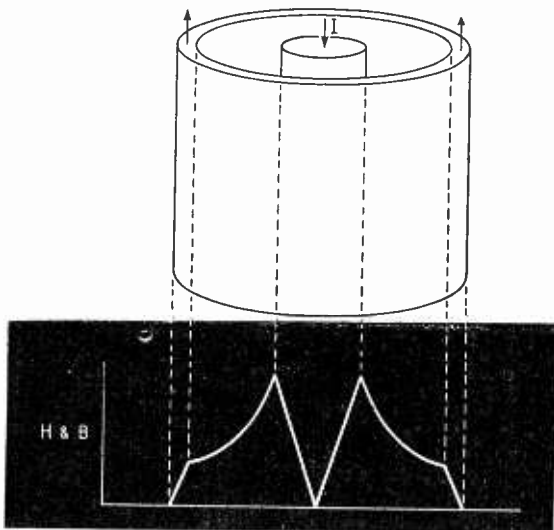


Fig. 7. This is Fig. 4 modified to apply to a coaxial line, where the external field is cancelled out by equal and opposite currents in the two conductors.

these to find the increase for an infinitely long straight wire with no other conductors anywhere near, no real circuit answers to that description. Even if one takes a practical view of "infinitely long" (in some circumstances a foot or so may be indistinguishable from infinitely long) there must be a return path somewhere if there is to be any current. However, if this is outside the more intense parts of the wire's magnetic field, it can be disregarded for purposes of calculating skin effect. But most often one is interested in r.f. resistance as it affects coils, transmission lines and other circuits that do not even roughly conform to the above description. Take a coil, for instance. The flux inside the wire forming any of the turns is caused not only by the current in that turn but also by the same current in other turns. So Figs. 3 and 4 do not hold good, and the explanation based on them falls down. But its conclusion does hold good if it is expressed more generally. What we really found was that when the frequency is high enough for the inductance to predominate over resistance in the impedance *the current tends to flow where it makes the inductance least*. In a straight wire, this is at the circumference of the cross-section; in short, the skin.

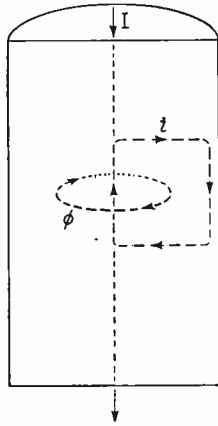
Fig. 6 shows a section through two adjacent wires carrying current in the same direction. Assuming their returns are relatively far away, the flux pattern will be somewhat as shown at (a). The parts of the wire linked with least flux are those farthest apart, so the greatest current density will be through them, as shown by the shading at (b). This modified distribution is sometimes given a separate name, *proximity effect*, but basically it is the same as skin effect. In a single-layer coil, the tendency is for the current to flow along the inside surfaces of the wire. Abacs for calculating r.f. resistance of coils are in *Radio Data Charts*.

Then there is the coaxial line. It is no surprise to learn that current through the inner conductor tends to flow at the outer surface, as in simple skin effect. But it may seem rather contradictory that the current through the outer conductor tends to keep to the *inner* surface. Yet it follows from the same sort of reasoning as we used for the isolated wire. If in Fig. 7 we work from the axis outwards, calculating the m.m.f. due to the zero-frequency current enclosed, and dividing by the length of the field path or "line of force," everything is as before until we reach the inside diameter of the outer conductor. Here we start to enclose a current flowing in the opposite direction, so the net m.m.f. decreases. By the time we reach the outside diameter we are enclosing no net current at all, because the currents in the inner and outer conductors are equal and opposite. So from here outward there is no magnetic field—which of course is one of the advantages of this type of cable. Looking at the possible current paths, we see that a path down the core of the inner conductor, and up the outer skin of the outer, links with all the flux there is, both in the space between the conductors and in the metal, so has maximum inductance. The path of *least* inductance, and therefore most popular with high-frequency current, is along the surfaces enclosing the space between the conductors.

The only metal having a lower resistivity than copper is silver, so where low r.f. resistance is worth the extra cost it is customary to silver-plate the surfaces where the current flows. But the resistivity of silver is only about 5 per cent lower, and it has been found\* that plated surfaces are microscopically rough,

\* "Attenuation and Surface Roughness of Electroplated Waveguides," F. A. Benson, *Proc. I.E.E.*, Part III, July 1953, p. 213.

Fig. 8. In this wire, shown in section, the alternating flux (represented by the single line of force,  $\phi$ ) induces current around paths such as the square one marked. When all such paths are taken into account, the net result is skin effect.



and the extra distance the current has to go, up and down all these little hills, may more than swallow up the slight advantage.

For the sake of anyone who would like an alternative approach to simple skin effect, Fig. 8 shows a longitudinal section of our piece of wire with current flowing down it. Consider any closed path in a vertical plane inside the metal, such as the square one shown dotted. Provided that it is not exactly in the centre, such a conducting loop as linked with some flux, represented by the single coaxial line of force marked " $\phi$ ". As the current in the wire alternates, so does this flux, which therefore induces an alternating e.m.f. around the loop (and around all others like it), and because the loop conducts a current flows around it. According to Lenz's Law, the direction of current must be such as to oppose its cause; so inside the flux loop it must be opposite to the current that set up the flux, which means that nearer the surface of the wire it must be in the same direction as the current there (which was *not* responsible for the flux). In other words, the current near the axis of the wire is weakened, and the current near the surface is strengthened; in still fewer words—skin effect.

Some time ago, when discussing Energy (January 1952, to be precise) I mentioned that the electrical energy travelling along a resistanceless wire existed solely in the space around, in the form of electric and magnetic fields; it was only in so far as the wire has resistance that energy enters into the wire, there to turn to heat. In saying this I neglected the magnetic field inside the wire, but this was reasonable, for at most it is a small proportion of the whole, and, if a wire really could be devoid of resistance, skin effect would be full developed even at the lowest frequency and there would be no current or flux inside. Supposing now the wire *has* resistance, energy from the fields must enter it from the outside inwards, being dissipated as it goes. One would expect, therefore, the greatest dissipation to be at the surface, and (since energy must travel at a finite speed) the dissipation nearer the axis of the wire to be not only less intense but also delayed in time. This is exactly what we have already found: the current inside the wire being less, the  $I^2R$  loss is less than at the surface; and since the inductance is greater it lags in phase.

An interesting point is that when d.c. is switched on, the magnetic field around the circuit has to grow, so there is a transient skin effect as well as a transient inductive effect, and the current in the wire starts flowing in the skin first and spreads to the inner parts later, before finally becoming uniformly distributed.

The "strands" we have spoken about hitherto have been distinguished only by imaginary longitudinal boundaries in the solid wire. What if we were to make up the wire of a number of actual separately insulated strands? This idea would occur at once to anyone who viewed skin effect as a manifestation of eddy currents, as in Fig. 8, because the way to minimize eddy currents in iron cores is to break up the current paths by using insulated stampings. It might seem that the insulation of the strands would in the same way interrupt the eddy currents where they pass horizontally from axis to circumference. But in fact these currents do not exist anyway! The current path marked in Fig. 8 is by no means the only one; there is another above it, and its lower horizontal portion carries current equal and opposite to the upper portion of the first, so cancelling it out. And so on for other paths. The only places where the current can be regarded as flowing at right angles to the axis of the wire is at each end (where there must be a conducting path there if the strands are to be electrically in parallel!).

So stranding alone does not overcome skin effect. The way to do so is to arrange that equal flux links every strand. This can be done by organizing the strands so that each occupies inside and outside positions in the same proportion. Stranded wire so organized is known as litzendraht, or more commonly as litz, and by its use the r.f. resistance of coils of given dimensions can be considerably reduced. But not only is this wire itself much more expensive than solid, it must be handled carefully and connected with great care and trouble, for if there are short-circuits between some of the strands, or every strand is not soundly connected at the ends and unbroken throughout its length, the result falls considerably short of expectation. In fact, a badly made litz coil may be even worse than if the wire were solid. The higher the frequency, the more difficult it is to obtain the benefit of litz, for apart from defects of workmanship the capacitance between strands increasingly nullifies its purpose.

## I. E. E. PREMIUMS

THE Kelvin Premium (£25) has been awarded by the I.E.E. to Dr. W. Culshaw (T.R.E.) for his paper on "A Spectrometer for Millimetre Wavelengths" which was read during the Symposium on Insulating Materials.

Many of the Radio Section awards are for papers read at last year's Convention on "The British Contribution to Television." The Duddell Premium (£20) went to D. C. Birkinshaw (B.B.C.) for his paper "Television Programme Origination: the Engineering Technique," and the Ambrose Fleming Premium (£10) to D. A. Wright (G.E.C.) for "A Survey of Present Knowledge of Thermionic Emitters."

Premiums valued at £10 have been awarded to the following for the papers quoted: H. Cafferata, C. Gillam and J. F. Ramsay (Marconi's), "Television Transmitting Aerials"; E. McP. Leyton, E. A. Nind and W. S. Percival (E.M.I.), "Low-Level Modulation Vision Transmitters, with special reference to the Kirk o'Shotts and Wenvoe Stations"; Prof. F. C. Williams and G. B. Chaplin (Manchester University), "A Method of Designing Transistor Trigger Circuits."

The following received £5 premiums: G. R. M. Garratt (Science Museum) and A. H. Mumford (Post Office), "The History of Television"; Dr. B. G. Pressey, G. E. Ashwell and C. S. Fowler (D.S.I.R.), "The Measurement of the Phase Velocity of Ground-Wave Propagation at Low Frequencies over a Land Path"; P. A. T. Bevan (B.B.C.), "Television Broadcasting Stations"; W. R. Piggott (D.S.I.R.), "The Reflec-

tion and Absorption of Radio Waves in the Ionosphere"; H. E. Holman and W. P. Lucas (E.M.I.), "A Continuous-Motion System for Televising Motion-Picture Films"; Dr. E. C. Cherry (Imperial College) and G. G. Gouriet (B.B.C.), "Some Possibilities for the Compression of Television Signals by Recording"; Dr. A. J. Biggs (G.E.C.) and E. O. Holland (Pye), "The British Television Receiver"; L. C. Jesty (Marconi's), "Television as a Communication-Problem"; Prof. H. E. M. Barlow, Dr. A. L. Cullen and A. E. Karbowski (University College, London), "Surface Waves" and "An Investigation of the Characteristics of Cylindrical Surface Waves."

The premiums were awarded at the opening meeting of the session on October 8th.

## BRIT. I. R. E. AWARDS

THE premier award of the British Institution of Radio Engineers—the Clerk Maxwell Premium (20 guineas)—has been given to Dr. Charles Süsskind of the Microwave Laboratory at Stanford University for his paper "Obstacle-Type Artificial Dielectrics for Microwaves."

I. A. Harris (M.o.S.) has received the Heinrich Hertz Premium (20 guineas) for his paper "A Systematic Method of Linear Small-Signal V.H.F. Analysis for Valve

Circuits." The Louis Sterling Premium (15 guineas) was made to Dr. R. T. Theile and H. A. McGhee (Pye) for their paper "The Application of Negative Feedback to Flying Spot Scanners." The award for the most outstanding contribution on aids to aircraft safety—the Brabazon Premium (15 guineas)—went to P. L. Stride (E. K. Cole) for his paper "Search Radar for Civil Aircraft."

The first award of the A. F. Bulgin Premium (15 guineas)—for a paper from a member of the Armed Services—was made to Lt.-Col. J. P. A. Martindale (formerly of the Royal Military College of Science) for his paper "Lens Aerials at Centrimetric Wavelengths." V. J. Cooper (Marconi's) received the Marconi Premium (10 guineas) for the paper "New Amplifier Techniques." The Leslie McMichael Premium (10 guineas) went to J. A. Hutton (Murphy) for his paper "The Focusing of Cathode Ray Tubes for Television Receivers." The Dr. Norman Partridge Memorial Award (5 guineas) was made to K. R. McLachlan and R. Yorke (University of Southampton) for their paper "Objective Testing of Pick-ups and Loudspeakers."

The awards were made at the annual general meeting on October 21st.

## TECHNICAL TRAINING

THE central feature of the Technical Training Display at the Show, provided by a number of colleges under the aegis of the Radio Industry Council, was a map indicating the types of training available at educational establishments throughout the British Isles. This information, which was provided by the Ministry of Educa-

tion, is tabulated below. The initials against the name of the town or the college indicate the type of training provided: A, telecommunications engineering; B, servicing; C, Higher National Certificate with electronics or telecommunications; D, B.Sc. degree with electronics or telecommunications; and E, Higher N.C. in applied physics.

<b>Angus</b> Dundee (A, B, C)	<b>Fifeshire</b> Cowdenbeath T.C. (B)	<b>Preston</b> (A, B, C, D, E)	<b>Shropshire</b> Shrewsbury (A, B)
<b>Bedfordshire</b> Bedford (A) Luton (C)	<b>Glamorganshire</b> Cardiff (A, B, C, D) Rhondda T.I. (A) Swansea (A, B, C, D) Treforest (A, B, E)	Salford (A, B, C, D, E) Southport (A) Wigan (A, B, C, D)	<b>Somerset</b> Bath (A, B) Taunton (A, B)
<b>Berkshire</b> Maidenhead (B) Newbury (A) Reading (A)	<b>Gloucestershire</b> Bristol (A, B, C, D) Cheltenham (A, B) Cinderford (B) Gloucester (A, B, C) Stroud (A)	<b>Leicestershire</b> Leicester (B) Loughborough (B, C, D)	<b>Staffordshire</b> Burton-on-Trent (A, B, C) Stafford (A) Stoke-on-Trent (A, B) Walsall (B) Wolverhampton (A, B, C, D)
<b>Buckinghamshire</b> Bletchley (A) High Wycombe (A) Slough (A) Wolverton (A)	<b>Hampshire</b> Bournemouth (A, B, C, D) Portsmouth (A, B, C, D) Southampton University College (A, B, C, D)	<b>Lincolnshire</b> Lincoln (A, B)	<b>Stirlingshire</b> Stirling High Sch. (A)
<b>Caernarvonshire</b> Bangor (A)	<b>Herefordshire</b> Hereford (A, B)	<b>London</b> Battersea P. (A, C, D) Deptford (S.E. London T.C.) (A, B, C, E) Finsbury (Northampton P.) (A, C, D, E) Islington (Northern P.) (A, B) Lambeth (Norwood T.C.) (A, B) Paddington (B) Poplar (B) St. Marylebone (Regent St. P.) (A, B, C, D) Southwark (Borough P.) (A, C) Woolwich P. (A, C, D)	<b>Suffolk</b> Lowestoft (A, B)
<b>Cambridgeshire</b> Cambridge (B, C)	<b>Hertfordshire</b> Hatfield (A, B) Letchworth (A, B)	<b>Middlesex</b> Acton (A, C, D) Enfield (B, C) Hendon (C) Southall (B, C) Willesden (A, C)	<b>Surrey</b> Croydon (A, B, C) Richmond (B) Wimbledon (A, B, C)
<b>Cheshire</b> Chester (A) Crewe (A, B) Stockport (A, B, C)	<b>Kent</b> Canterbury (A, B) Dartford (A, B, C) Dover (A) Folkestone (A) Medway (A, B) Thanet (A) Tunbridge Wells (A)	<b>Monmouthshire</b> Crumlin (C) Newport (A)	<b>Sussex</b> Brighton (A, B, C, D) Hastings (B)
<b>Cornwall</b> Camborne (A, B) Falmouth (B)	<b>Lancashire</b> Blackburn (A, B) Blackpool (A, B) Bolton (A, B, C) Bootle (A) Burnley (B) Lancaster (A) Liverpool College of Technology (A, E) Old Swan T.I. (A) Riversdale T.C. (A, B) Manchester Col. of Technology (C, D) Openshaw T.C. (A, B) Oldham (B)	<b>Norfolk</b> Gt. Yarmouth (A) Norwich (A)	<b>Warwickshire</b> Birmingham (A, B, C, D, E) Coventry (A, C, D) Leamington (A) Rugby (A, C, D)
<b>Cumberland</b> Carlisle (A, B) Whitehaven (A)	<b>Lanarkshire</b> Coatbridge T.C. (B) Glasgow Stow Eng'g. Col. (A, B) Allan Glen's (A, B) Royal T.C. (C, D) Hamilton (B)	<b>Northamptonshire</b> Peterborough (A)	<b>Wiltshire</b> Chippenham (A, B) Salisbury (A, B) Swindon (A)
<b>Denbighshire</b> Wrexham (A, B, C, D)	<b>Leicestershire</b> Leicester (B) Loughborough (B, C, D)	<b>Northumberland</b> Newcastle-on-Tyne (A, B, C, D)	<b>Worcestershire</b> Gt. Malvern (C) Kidderminster (A) Worcester (A)
<b>Derbyshire</b> Chesterfield (A) Derby (A, B)	<b>Lincolnshire</b> Leicester (B) Loughborough (B, C, D)	<b>Nottinghamshire</b> Nottingham (A, C)	<b>Yorkshire</b> Bradford (A, B) Castleford (Whitwood) (B) Doncaster (A, B) Halifax (A) Huddersfield (A, B, C) Kingston-upon-Hull (A, B, D) Leeds (A, B, C, D) Middlesbrough (A, B) Rotherham (A, B, C, E) Scarborough (A) Sheffield (A, B) Wakefield (B)
<b>Devon</b> Barnstaple (A) Exeter (A, B, D) Plymouth (A, B, C) Torquay (A, B)	<b>London</b> Battersea P. (A, C, D) Deptford (S.E. London T.C.) (A, B, C, E) Finsbury (Northampton P.) (A, C, D, E) Islington (Northern P.) (A, B) Lambeth (Norwood T.C.) (A, B) Paddington (B) Poplar (B) St. Marylebone (Regent St. P.) (A, B, C, D) Southwark (Borough P.) (A, C) Woolwich P. (A, C, D)	<b>Oxfordshire</b> Oxford (A, E)	<b>EIRE</b> Dublin (B)
<b>Dorset</b> Weymouth (A, C)	<b>Northamptonshire</b> Peterborough (A)	<b>Renfrewshire</b> Greenock Watt Memorial Sch. (A, B) Paisley T.C. (C, D)	<b>NORTHERN IRELAND</b> Belfast (B)
<b>Durham</b> Darlington (A) South Shields (A, B) Stockton (B) Sunderland (D, E) West Hartlepool (A, B)	<b>Nottinghamshire</b> Nottingham (A, C)		
<b>Essex</b> Chelmsford (C, D) Dagenham (A, B, C) East Ham (C) Southend (B, C) Walthamstow (A, C) West Ham (A, B)			

Abbreviations: P., Polytechnic; T.C., Technical College; T.I., Technical Institute.



# TRANSISTORS

10.—Analogue, "Field-Effect," and Tetrode Transistors : Junction Photocells

By THOMAS RODDAM

**I**N the first eight articles of this series the discussion related to the conventional transistors, the ones which are in production in America and elsewhere. Three types have been mentioned, the point type and the two polarities of junction transistor: in essence, as we have seen, these reduce to only two basic types, the point type with a current gain of more than unity and the junction type with a current gain of less than, though very close to, unity. A modified version of the junction transistor, the symmetrical unit, was mentioned in the ninth article. This month I want to describe some of the other members of the transistor family which have been constructed. Which of them will prove important is anyone's guess, but they serve to show the lines along which transistor development is proceeding.

The group of transistors to be described first is the general class of unipolar transistors. The most easily appreciated types of unipolar transistors are the analogue transistors, which are called by this name because they really are very analogous to ordinary triodes. Externally, it is true, the usual junction transistor is quite valve-like, but of course any fairly linear three-element system must be rather like some sort of triode. The analogue transistors are fundamentally like a valve. The description of these transistors follows closely that given by Shockley. To begin with, consider two electrodes in a vacuum—a vacuum capacitor, in fact. Assuming that a battery is connected to the two plates, there will be a potential difference between them, an electric field in the space between the plates, but no charge in the gap, because the emission is negligible. A very similar structure can be realized with semi-conductors by arranging an intrinsic semi-conductor, one which is absolutely pure, with a  $p$ -region at one end and an  $n$ -region at the other. Provided that the  $n$ -region is connected to the positive terminal of the battery and the  $p$ -region is connected to the negative terminal, very few carriers will enter the intrinsic region in the middle, and there will be a concentration of charge along the two boundaries. Of course, if the polarity is reversed the majority carriers in the two "doped" regions will flow into the middle.

In an ordinary valve the electric field is distributed

so that it tends to pull electrons out of the grid and cathode, and to catch them at the anode. This is obvious when the valve is cold, and when the cathode is hot the main change is that electrons come out from the cathode very easily, while the field at the cathode is reduced by space charge.

An analogue transistor can have the structure shown in Fig. 1, in which the "cathode" and "anode" are made of  $n$ -germanium, the "grid" of  $p$ -germanium, and the "vacuum" of pure germanium. At the "cathode" the electric field will tend to extract electrons, and these will form a space charge round the "cathode." As the "grid" is negative with respect to "cathode," the electrons will not flow into the "grid," and the "grid wires" will be surrounded by what Shockley calls depletion regions. As the "grid" potential is varied the number of electrons which slip through the gaps between "grid wires" will vary. The behaviour is thus very much the same as in an ordinary valve.

The analogy is not absolutely exact, of course. For one thing, the electrons do not flow in a stream, bouncing together like billiard balls and obeying the law of conservation of momentum. In consequence there may be no "grid" current even if the "grid" is positive with respect to "cathode," so long as the field at the "grid" is electron extracting.

The important distinction between the analogue transistor and the ordinary transistors lies in the fact that there is no emitter in the analogue transistor. In the junction transistor the controlled current and the controlling current both flow in the base region, so that input and output are mixed up together. In the point transistor, both holes and electrons are involved, and the injection of holes at the emitter is an essential feature of the operation. An electron-flow analogue transistor may have a small saturated flow of holes, just as the ordinary valve may have a small current due to ions, but the essential working depends on one kind of current carrier only. For this reason the new kind of transistor is called a unipolar transistor to distinguish it from the bipolar transistor we have met previously.

There is a second variety of unipolar transistor, the field-effect transistor, which differs from the analogue

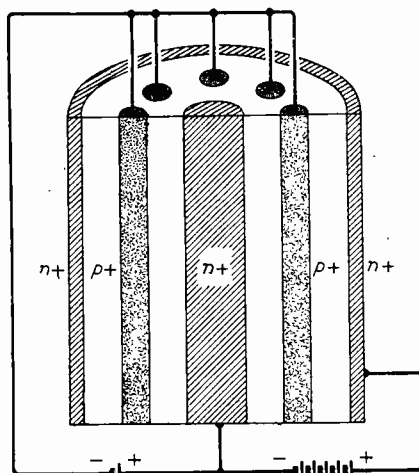


Fig. 1. Transistor analogue of a triode valve. The space between "electrodes" is pure (intrinsic) germanium.

transistor by having unbalanced chemical impurities in the "vacuum" region. But first we must introduce some terminology. It seems obvious that we should follow Shockley,<sup>1</sup> and this is what he says:

"Since the role of emitter is not played in the normal way in the unipolar transistor and since the collector also functions somewhat differently, it appears advantageous to introduce new terminology for the electrodes in the unipolar types. The choice proposed for the electrodes is as follows: *Source* for the electrode from which the carriers enter the region of relatively high electric fields; *drain* for the electrode at which they arrive and out of which they flow; in the analogue transistor the control electrode will be called the *grid* because of its close analogy with vacuum-tube structures. In the field-effect transistor it is proposed to call the control electrode the *gate*. The fact that gate and grid have the same initial letter leads to the use of a common subscript for these two similarly functioning electrodes. The choice of these names has been based partly on an attempt to find names which describe functions and partly on the value of the names from a phonetic and abbreviational point of view. It should be noted that none of the new subscripts are the same as those encountered in bipolar transistors. Furthermore, it may be noted that the names selected are all monosyllabic."

The typical structure of the unipolar field effect transistor is shown in Fig. 2(a). It is a triode, and is constructed from a sandwich of *p*-material between two layers of *n*-material, the latter being heavily doped so that it can be described as *n+* material. The

actual "space current" is carried by holes moving from left to right, and the current electrodes are made up of heavily doped *p*-material (*p+*) shown as 1 and 2. The *p-n* junctions are biased back, since both 1 and 2 are negative with respect to the earthed *n+* plates 3. Space charge regions near the *n* plates are formed, and in these regions there are very few carriers. All the carriers flow through the central channel.

The width of the channel is, of course, a function of the relative bias on the gate electrodes. If 2 is more negative than 1, the bias will be greater near 2 so that the channel will be narrower at the right-hand end than at the left. The approximate theory shows that if this effect is sufficiently pronounced the channel will be closed completely. In more detailed analysis we find there is a point known as the *extrapolated pinch-off point* or *expop*. The distribution of space charge is shown in Fig. (2)b, and the actual shapes and sizes of some experimental units in Fig. 2(c).

Quite obviously the hole current in the channel can be controlled by varying the potential of the gate. Analysis and computation lead to the conclusion that gain can be obtained at frequencies as high as 10 Mc/s in a device which has all the predictability of the junction class of transistors. This is of very great importance, because the point transistors still seem to present considerable difficulty to the manufacturers.

The actual experimental units had mutual conductances up to 0.3 mA/volt and flat responses up to 3 Mc/s. Important among their properties are high input and output impedances. Unfortunately the noise figure is high, and under particular conditions one unit had a noise figure of 68 db. Dacey and Ross<sup>2</sup> state that using 17 ohm-cm germanium it should be

possible to get a mutual conductance of 24 mA/V and an upper frequency limit of 140 Mc/s.

Another field controlled device is the junction "fieldistor" described by Stuetzer.<sup>3</sup> This is shown schematically in Fig. 3. The *p-n* junction is biased in the non-conducting direction and a control electrode is mounted very close to the surface. As a biasing potential is applied to the control electrode, there is a surface effect at the germanium junction, and the back resistance varies. In this form the mutual conductance is only a few microamps per volt.

By adding a liquid of high polar moment in the

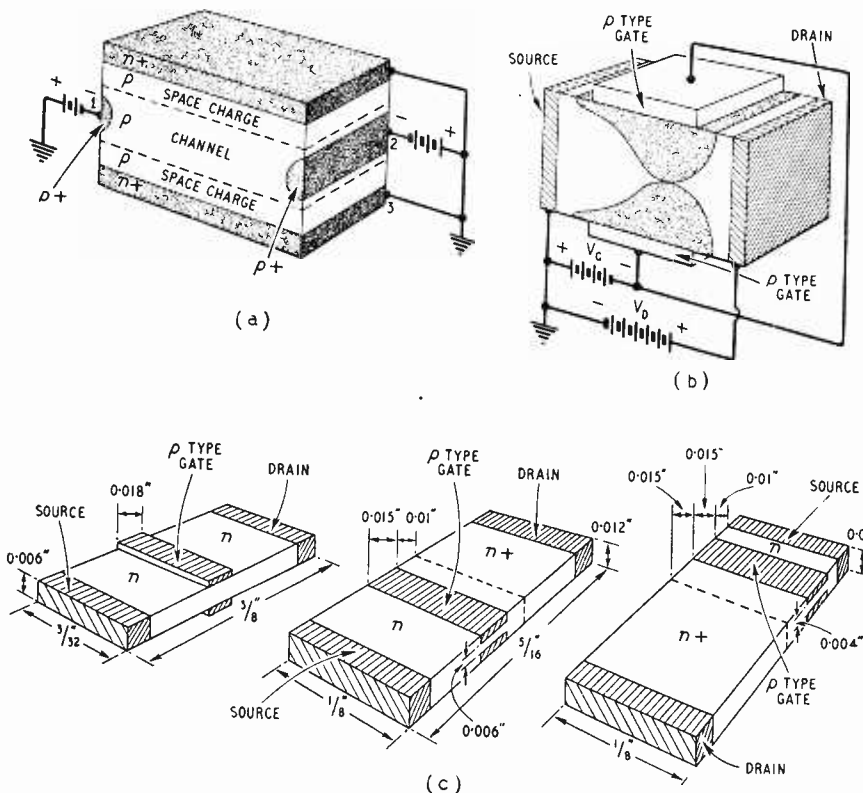


Fig. 2. (a) Structure of a unipolar field-effect transistor triode. (b) Distribution of space charge. (c) Dimensions of some experimental field-effect transistors.

<sup>1</sup> Proc. I.R.E., Vol. 40, p. 1313, Nov. 1952.

<sup>2</sup> Proc. I.R.E., Vol. 41, p. 970, August 1953.  
<sup>3</sup> Proc. I.R.E., Vol. 40, p. 1377, Nov. 1952.

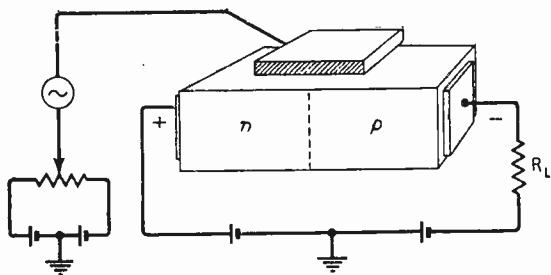
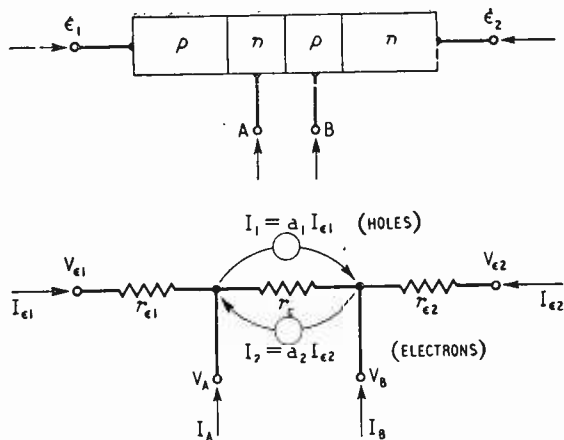


Fig. 3. In the "fieldistor" a liquid polar dielectric between control electrode and junction increases mutual conductance.

Right: Fig. 4. p-n-p-n junction transistor and its equivalent circuit.



space between electrode and germanium the device is completely transformed. The mutual conductance changes sign and becomes fairly large, the output impedance drops, and the frequency response, which without the liquid extends up to some hundreds of kilocycles per second, starts to droop at audio frequencies. A mutual conductance of some milliamps per volt, already well down at 1000 c/s, can be produced.

This device seems to be one which has not much future. A study of its mode of action shows that it is a surface device, not a volume device, and it has one value. It shows why we must be careful in choosing the material if we want to embed a diode in wax. Polar waxes would be fatal.

The next type to be considered is the p-n-p-n junction transistor. Schematically this is shown in Fig. 4, and according to the early terminology this is a p-n-p transistor with a "hook" collector on the right. The effect of the hook collector is to increase the current gain, and as a result values of  $\alpha$  of the order of 50 can be obtained. As we have seen earlier, in an ordinary junction transistor the value of  $\alpha$  does not exceed unity.

The mechanism of operation of this type of transistor is, perhaps, too complicated for this series. It is, however, possible to carry out experiments connected with this type of transistor, since it can be simulated by connecting an n-p-n transistor and a p-n-p transistor together in the way shown in Fig. 5. Notice that the terminal on the right is marked  $\epsilon_2$  and is an emitter, not a collector. Used as an earthed-base hook collector transistor B is left disconnected and the equivalent circuit takes the form shown in Fig. 6. The value of  $\alpha$  can be reduced by connecting a resistance between B and  $\epsilon_2$ . In an even more complicated arrangement a diode is connected here, and by building out  $r_{e2}$  with 22 ohms and using a p-n-diode between B and  $\epsilon_2$  an almost constant value of  $\alpha$  over a range of 0.01 to 1.0 mA of  $I_{e1}$  has been obtained. The  $\alpha$  was just under 3.

These p-n-p-n transistors are likely to be very hard to produce. It is anyone's guess whether other forms will be found to do the job before the production difficulties are solved.

A four-electrode junction transistor of another kind is the one described by Wallace, Schimpf and Dickten.<sup>4</sup> This is a normal n-p-n transistor with an additional

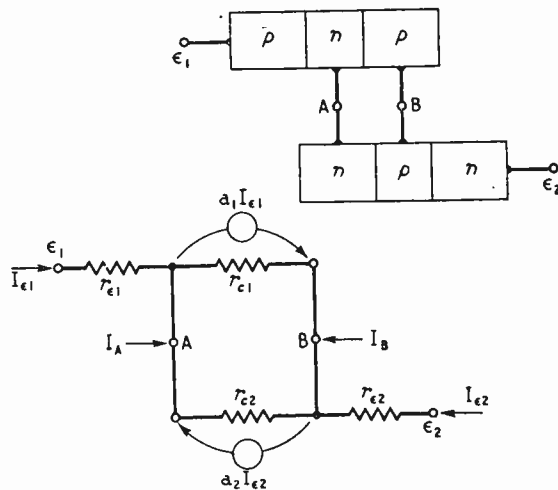


Fig. 5. Combination of p-n-p and n-p-n junction transistors.

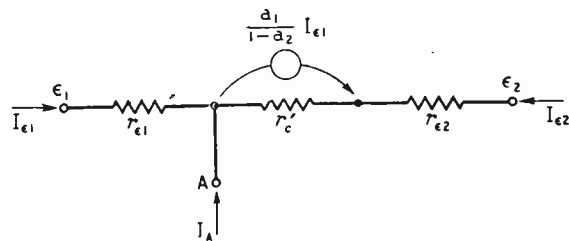


Fig. 6. Equivalent circuit of a "hook" collector transistor.

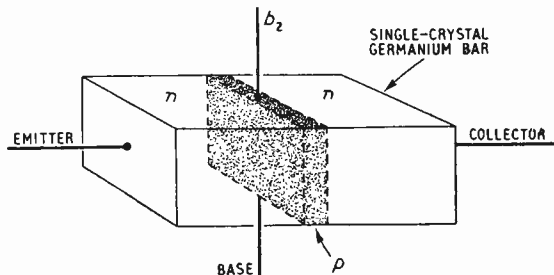


Fig. 7. Tetrode transistor with fourth connection  $b_2$ .

<sup>4</sup> Proc. I.R.E. Vol. 40, p. 1395, Nov. 1952.



connection made to the *p*-layer. The advantage of this type is its excellent high-frequency response. Even the first few experimental models oscillated at frequencies up to 130 Mc/s. A video amplifier with a gain of 22 db up to 5 Mc/s and a 15 db amplifier with a 9-Mc/s bandwidth centred on 32 Mc/s are examples of its first use. The structure of this tetrode is shown in Fig. 7. The actual thickness of the *p*-layer is rather thinner than in the ordinary *n-p-n* transistors: this helps to keep the cut-off frequency of  $\alpha$  high. Another factor favouring high-frequency performance is the use of a smaller collector area, and in the units described this was only about  $10^{-4}$  sq in.

The fourth electrode,  $b_2$ , is fed with a bias current which corresponds to a negative potential at  $b_2$  of about -6 volts. As the emitter is at about -0.1 volt with respect to base, the top of the emitter junction is biased negatively and does not emit electrons into the *p* layer. Only near the base electrode will there be any emission: excluding all other currents the bottom 1/60th will have a *p*-layer positive with respect to the *n*-layer of the emitter contact. This could be achieved equally by cutting away the top 59/60ths of the bar, but this would actually mean making a bar only 1/6000 inch thick. With this very low effective thickness the base resistance will clearly be very low, and measurements show that a very practical value of  $I_{b_2}$  - 2 mA, results in a reduction of base resistance to 40 ohms from an initial value of 1100 ohms for  $I_{b_2} = 0$ .

Unfortunately, at the same time as  $r_b$  is reduced,  $\alpha$  is reduced, and in one example given  $\alpha$  falls from

0.99 to 0.75. The frequency characteristic of  $\alpha$  tends to flatten out a little, although the roll-off point is much the same. For these junction tetrodes  $\alpha$  is about 3 db down at 15-20 Mc/s.

It is shown by Wallace, Schimpf and Dickten that the gain of an earthed-base transistor amplifier will be 3 db down at a frequency given by

$$\frac{f}{fcx} = 1 - \frac{\alpha_0 r_b}{r_e + r_b + R_G}$$

where  $fcx$  is the frequency of cut-off of  $\alpha$  and  $R_G$  is the internal resistance of the input generator.

When  $r_b = 0$  the response is 3 db down at  $fcx$ , which in this case is 15-20 Mc/s. For an example discussed in their paper, the gain with the fourth electrode inoperative is 3 db down at  $f = 0.055 fcx$ , or about 1 Mc/s, while with the bias current flowing into the fourth electrode the gain is 3 db down at  $f = 0.603 fcx$ . This is up in the region of 10-12 Mc/s. Gains of the order of 20 db are obtained under these conditions: a gain of 20 db, flat up to 10 Mc/s, with resistive terminations is a very useful thing for any video amplifier designer.

The television designer is interested in getting his gain in bandpass amplifiers. A circuit using the junction tetrode is shown in Fig. 8: this gives 15 db gain over a 9-Mc/s band centred at 32 Mc/s, and the response curve is shown on the right-hand side of Fig. 9. The other two curves are the responses of amplifiers of the same basic type, but designed for narrower bandwidths and lower frequencies.

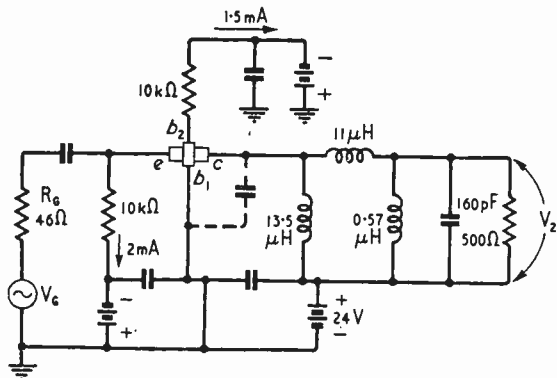


Fig. 8. Typical bandpass amplifier stage using the transistor tetrode.

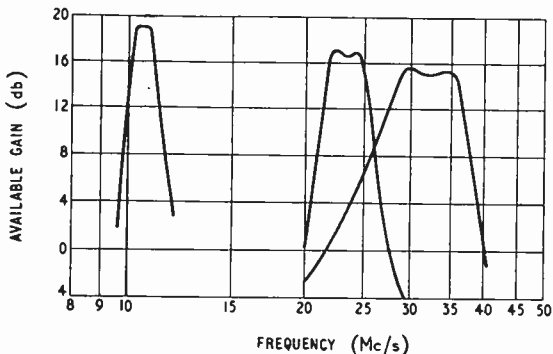


Fig. 9. Response curves of tetrode transistor amplifiers.

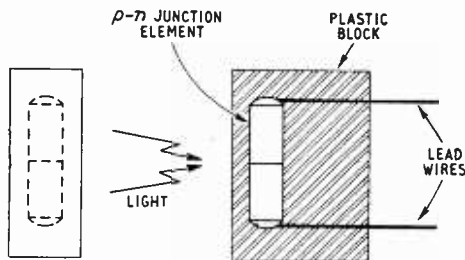
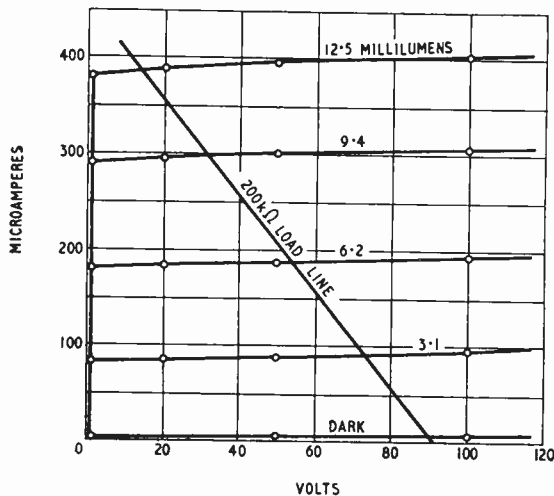


Fig. 10. Construction of a junction photocell.

Below: Fig. 11. Characteristics of the M-1740 junction photocell (average of ten).



In an oscillator, one transistor of this type gave an output of 0.25 mW at 100 Mc/s.

Another tetrode, quite different from this modified junction triode, is the new Sylvania point-contact tetrode; type 3N21. This is a point-type transistor with twin emitters and a single collector, the purpose of which has not been revealed. A transistor of this kind was made experimentally elsewhere some years ago, and could be used as a push-pull detector with gain, analogous to two triodes with the grids connected in push-pull and the anodes connected in parallel. Sylvania are promising a pentode, which will be provided with three emitters, and a common collector.

The general family of transistors must, I think, be considered to include the junction diodes, of which the *p-n* junction photocell is certainly entitled to be called a transistor. Fig. 10 shows diagrammatically the form of the Bell, M-1740 junction photocell, while Fig. 11 shows its characteristics. The photocell can be regarded as the base and collector of an *n-p-n* transistor, and it is connected with the *n*-electrode, the collector, positive with respect to the *p*-electrode, the base. When a light shines on the junction, hole-electron pairs are generated and these produce the "transistor conduction" effect at the rectifying barrier. This type of photocell is, of course, very small, and its other advantages are low dark current

at room temperature, high speed of response, high sensitivity and low noise. At the recent Radio Exhibition a photo-transistor (Type P50A, made by Standard Telephones) was shown operating an ordinary P.O.3000 type relay. The maximum operating current of this particular type of cell was 2.5 mA and the maximum operating frequency 50 kc/s.

The junction technique has also been applied to power rectifiers, and two types are now appearing in this country. The great feature of these rectifiers is that the drop in the forward direction is very small, about 0.5–0.7 volt, although they will give an output current of up to 500 mA at up to 100 volts. The home-produced variety has not yet reached these ratings, but the smaller type, with a maximum input of 100 V RMS and a d.c. output current of 30 mA, weighs only 0.0017 ounce (0.75 gm).

By the time this article appears there may be some more new types of transistor, as well as those I have overlooked.

"A slow sort of country!" said the Queen. "Now, here, you see, it takes all the running you can do, to keep in the same place. If you want to get somewhere else, you must run at least twice as fast as that!"

That is just what you would expect, since the transistor is a valve, through the looking glass.

## NEW AIRFIELD RADAR EQUIPMENT

A COMPACT, mobile and easily operated surveillance radar giving a medium-range coverage for a small airport or Service airfield has been developed by Decca. Known as the Type 424, it employs much of the circuitry and technique which has been developed for their marine radar equipment and it is claimed that by utilizing some of the existing and well-tried practices a considerable saving is effected in the price of the apparatus. This new radar gear, while giving most of the facilities offered by a full-scale G.C.A. (Ground Controlled Approach) equipment, costs only £5,000.

Its initial function is a Service one and it was conceived primarily for speeding up the landing of modern jet fighter aircraft which, owing to the very high fuel consumption, especially at low altitudes, must be brought down on to the airfield with the least possible delay.

Recent experience with the equipment has shown that it has definite applications in civil aviation and a complete set has, in fact, been ordered for use at one of the municipal airports in the north of England.

The Type 424 can be supplied in mobile, static or air-transportable forms, the latter being of particular interest to military air forces. It comprises the following basic units:—

**Scanner:**—The parabolic cylinder-type scanner measures 14 ft across and gives a beam-width of 0.750 deg in the horizontal plane and 3.80 deg in the vertical. The scanner rotates at 24 r.p.m. and provision is made to tilt it between  $-2$  deg and  $+20$  deg to meet operational requirements.

**Radio-frequency Head:**—Immediately below and rotating with the scanner is a radio-frequency head containing a pulsed magnetron generator giving an r.f. output to the scanner on 9,375 Mc/s (3.2 cm). A




Horn-fed scanner and radar head of the Decca airfield radar forming part of a mobile control unit. A helicopter "talked-down" and about to land is seen in the background.

peak pulse output of 30 kW is available with two pulse lengths of  $0.1 \mu$  sec and  $0.5 \mu$  sec respectively. Contained also in the radar head are the detector and early stages of the receiver.

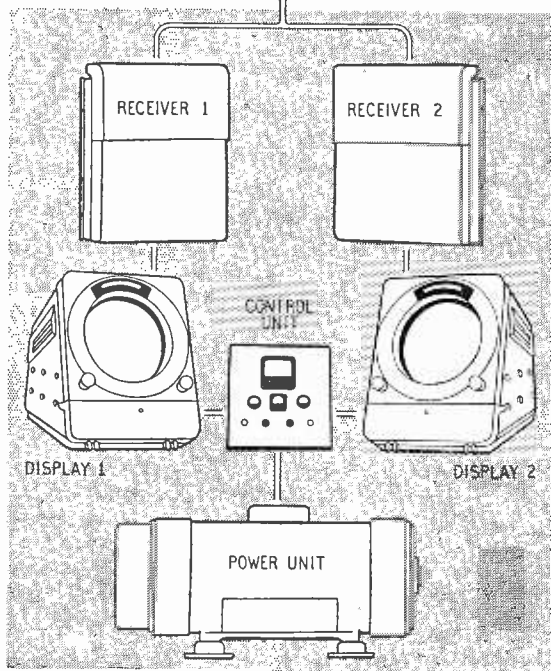
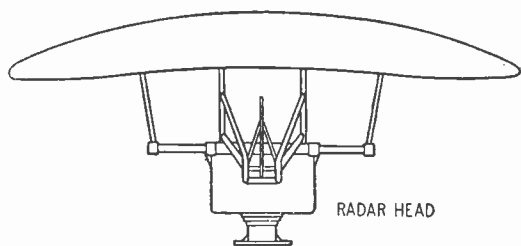
**Receivers:**—The output from the radar head is split and fed to two identical and independent receivers and these in turn feed two independent PPI (Plan Position Indicator) display units fitted with 12-in c.r. tubes. For normal operation one display unit would be used for marshalling aircraft from the limit of range of the equipment (20 to 25 miles) into 5 miles or so and the second display unit would take over the actual runway approach and landing control. Instructions to pilots are given over the normal v.h.f. radio-telephone equipment. Two controllers, one

handling the approach and marshalling and the other the actual landing, can thus be employed.

Each display unit has range adjustments for coverages of 0.5, 1.0, 2.5, 5.0, 10 and 25 miles radius with the radial scanning trace based on the centre of the tube.



Layout of the controller's position showing two airfield display units, miniature CRDF display, control box and v.h.f. radio telephone control units.



Schematic layout of the various units comprising the Decca airfield radar Type 424.

An illuminated marker line can be projected directly on to the c.r. tube showing the approach path for the airfield runway in use and on this line are projected range markers. This is said to obviate any likelihood of parallax error in positioning an aircraft on the approach line, such as might arise when the runway approach path and other airport features are displayed on the glass screen of the PPI unit.

**Control Unit:**—This is situated normally between and slightly to the rear of the two display units and carries all the controls including a remote indicator for tilt angle of the scanner.

Additional equipment developed for use with this radar is a miniature CRDF (Cathode Ray Direction Finder) display unit which operates in conjunction with the Standard Telephones v.h.f. D/F equipment and is intended for identifying the aircraft seen on the Decca display units.

Identification is, however, quite possible without this extra aid by adopting the familiar controller's technique of instructing each aircraft it is required to identify to embark on a particular manoeuvre, usually an abrupt change in course for a short distance.

**Power Supply:**—The equipment operates at 80 volts, 1,000 c/s from a rotary converter; consumption is about 4.5 kW.

During the course of a demonstration aircraft were picked up unmistakably at the maximum range of 25 miles, the characteristic bright "hyphen" on the PPI tube being of excellent definition. Its flight path under v.h.f. radio control was clearly followed, the speed of scanning (20 r.p.m.) keeping the response well illuminated right up to the touch-down point.

In bad visibility this radar can quite obviously be used to bring aircraft safely in to the airfield and exactly on to the end of the runway without any additional navigation aids.

## INTERNATIONAL STANDARDS

A BRIEF summary of the results achieved by the various technical committees of the International Electrotechnical Commission during the meetings in Yugoslavia in July has been issued by the British Standards Institution. About three hundred delegates, representing seventeen countries, participated; the largest delegation being from the United Kingdom—43 in all.

A document on the procedure for applying basic climatic and mechanical robustness tests to radio components was approved for publication. A colour code for ceramic capacitors and a specification for fixed paper capacitors were passed for circulation to the National Committees for approval. Agreement was also reached regarding a group specification for ceramic capacitors and for carbon resistors which will be used in the drafting of detailed specifications.

The Committee on Insulating Materials has been considering the standardization of methods of test for specific properties, and at the recent meeting it reviewed in detail the tests for tracking, volume and surface resistivity, and heat resistance.

As the result of comments on a specification for valve bases, a number of additions and modifications to the text were made at the meeting and a revised draft will be circulated. The dimensions of sub-miniature valves were also discussed and a draft specification is to be prepared.



# Neon Tube Measuring Device

*Applications as a Microammeter and High-resistance Voltmeter*

By H. E. STYLES, B.Sc.

THE neon gas discharge tube has become well established as a device for providing stabilized d.c. voltages, but little attention seems to have been given hitherto to the application of such tubes to the detection and measurement of minute electric currents. In a recent article<sup>1</sup> the author showed how measurement of high resistances may be effected by means of a neon tube shunted with a capacitance, and this application provides a good illustration of the fact that such discharge tubes can be employed for detecting and assessing the magnitude of extremely small currents.

Experience with the instrument described in that article has shown that the circuit of Fig. 1 produces in the telephone receiver a very clearly audible click every five seconds or so. As the mean potential of the capacitance in this circuit approximates to 100 volts, it follows that the average current passed by the resistance must have a magnitude of the order of only 0.01 microampere.

Despite the smallness of this current the device not only renders it readily detectable by ear but does so in a manner which enables quantitative measurements to be made. Furthermore, a current of 0.01 microampere by no means represents the limit of sensitivity obtainable as not only can a lower discharge frequency correspond to a lower mean current but, given a sensitive telephone receiver, the shunt capacitance may be reduced considerably without rendering the discharge pulses inaudible.

It is evident, therefore, that this simple circuit provides an extraordinarily sensitive device for the detection and measurement of electric currents. If, however, the utmost sensitivity is not required, an even simpler circuit may be employed, as, with pulses of sufficient magnitude, a telephone receiver is un-

necessary; the flash of the discharge can be clearly seen.

Elimination of the telephone receiver not only represents a simplification, but may be regarded as highly desirable if measurements are being made in very high voltage circuits. It has been found that a CV188 tube shunted with a capacitance of  $0.01\mu\text{F}$  produces flashes which can be seen with reasonable facility, but for most purposes a shunt capacitance of  $0.1\mu\text{F}$  is better.

With such a capacitance the neon discharge is sufficiently intense to be easily visible in daylight whilst the capacitance is small enough to permit measurement of currents well below one microampere. For higher currents, of course, a larger value of capacitance may be required.

The mechanism whereby the neon oscillator circuit is able to render minute currents detectable is, of course, quite simple. The circuit merely integrates the more or less steady current flowing through the resistance over an appropriate period of time and subsequently releases the stored energy in precisely regulated pulses of sufficient magnitude to render them evident to the sense of hearing or sight according to the method of detection adopted, the former providing the greater sensitivity.

There are certain limitations to this method of current measurement consequent upon the fact that sufficient electromotive force must be available to raise the potential of the shunt capacitance above the striking potential of the discharge tube. The device is thus restricted to circuits associated with relatively high voltages and resistances, but within these limitations it can prove very useful.

**Experimental Investigations.**—Experiments to assess the potentialities of a neon oscillator as a current measuring device were made with the circuit of Fig. 2,

<sup>1</sup>"Inexpensive Megohmmeter," *Wireless World*, Oct., 1953, p.484.

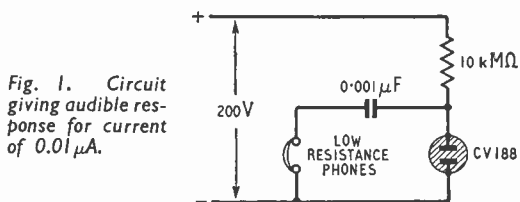
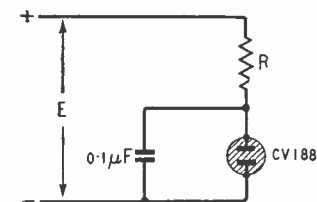
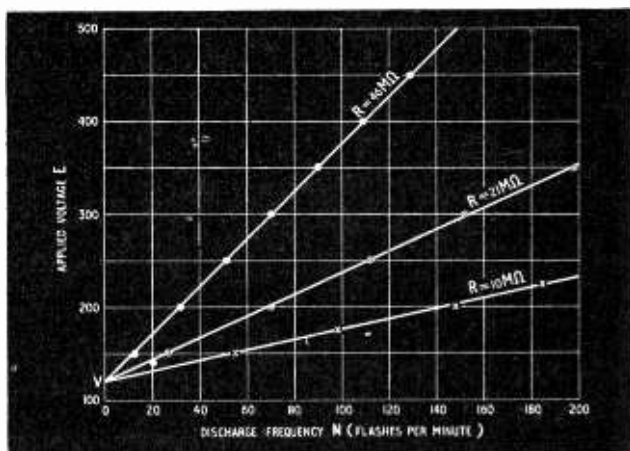


Fig. 1. Circuit giving audible response for current of  $0.01\mu\text{A}$ .



Left: Fig. 2. Flashing oscillator used for experimental investigations.

Right: Fig. 3. Experimental results with circuit of Fig. 2.



the behaviour of which was observed over a range of applied voltages with various values of resistance R. The observed data are presented graphically in Fig. 3 from which the following conclusions may be drawn.

(a) For any particular value of series resistance R, the relationship between applied voltage E and discharge frequency N is linear, as would be expected on theoretical grounds.

The relationship may thus be expressed in the form  $E = AN + V$  where A and V are constants.

(b) For all values of series resistance the lines pass through a single point on the axis of zero discharge frequency. Hence V in the foregoing equation must be of fixed value whatever resistance is employed. The value of V is evidently numerically equal to the mean potential assumed by the shunt capacitance during the charge and discharge cycle and lies somewhere between the striking and extinction potentials of the particular neon tube employed.

(c) It follows from (b) that the difference E-V corresponds to the mean voltage across resistance R. Hence the mean current flowing through the resistance

must be given by the expression  $\frac{E - V}{R}$ . Since

$E - V = AN$ , it follows that if I be the current flowing through the resistance, then

$$I = \frac{AN}{R}$$

(d) Provided that there is no significant leakage across the capacitance, and/or the neon tube when the latter is not in its conducting condition, it is obvious that the whole quantity of electricity passing as a current through R must correspondingly pass in the form of pulses through the neon tube. The magnitude of these pulses, however, is maintained constant at a value dependent solely upon the size of the shunt capacitance and the characteristics of the neon tube. Hence the frequency at which the discharge pulses occur must be directly proportional to the magnitude of the mean current flowing through the resistance.

This implies that the ratio  $\frac{A}{R}$  should itself be a constant and that this is in fact the case is shown by the experimentally derived data:—

Value of R Megohms	Value of A	Value of $\frac{A}{R}$
10	0.56	0.056
21	1.17	0.056
46	2.55	0.055

This fresh constant  $\frac{A}{R}$ , which may conveniently be termed K, is numerically equal to the mean current corresponding to a discharge frequency of one per minute and, in the case of the circuit experimentally investigated, had a value of 0.056 microampere. With lower values of shunt capacitance a correspondingly lower value of K would be obtained and *vice versa*. Strict proportionality between the values of shunt capacitance and K may conceivably not be obtained as it is possible that the striking and extinction characteristics of the neon tube may be slightly influenced by the intensity of the discharge pulses. This point has so far not been investigated but is regarded as of no great importance as empirical

calibration must of necessity be employed owing to the inherent variance of individual discharge tube characteristics.

(e) From what has already been said it is evident that the relationship between applied voltage and discharge frequency can now be expressed as follows

$$E = KRN + V$$

where K is a constant depending upon the value of shunt capacitance employed.

For a fixed value of E it follows that if  $N_1$  and  $N_2$  are the discharge frequencies obtained with resistances  $R_1$  and  $R_2$  then  $KR_1N_1 = KR_2N_2$

Hence  $\frac{R_1}{R_2} = \frac{N_2}{N_1}$  which is the relationship upon

which the design of the megohmmeter described in the article referred to previously was based.

Alternatively, since A, the slope of the voltage-frequency line, equals KR, it is evident that the ratio of the slopes of lines obtained with different resistances will be the same as the ratio of the resistance values themselves. If one of the latter is known the other can be derived from the slope ratios.

(f) If frequencies  $N_1$  and  $N_2$  correspond to two voltages  $E_1$  and  $E_2$  with a fixed value of resistance R and a particular shunt capacitance then

$$E_1 = KRN_1 - V \text{ and } E_2 = KRN_2 - V$$

$$\text{Hence } E_1 - E_2 = KR(N_1 - N_2)$$

$$\text{or } K = \frac{E_1 - E_2}{R(N_1 - N_2)}$$

Thus if R is of known value the value of K can be determined without having to take an elaborate series of measurements. For a shunt capacitance of  $0.1 \mu\text{F}$  a resistance value of about 20 megohms is convenient for determining discharge frequencies at 200 and 300 volts.

(g) One final conclusion can be drawn from Fig. 3 which, though having no great bearing upon the immediate problem, is nevertheless worth noting. It has already been mentioned that the mean potential V across the shunt capacitance must be less than the striking potential of the neon tube. In practice, therefore, it is not physically possible to obtain discharge frequencies corresponding to applied voltages lying between V and the striking potential (about 140V). A glance at Fig. 3 will quickly show that this frequency gap is greater the lower the value of the series resistance so that if, for any purpose, it be desired to generate a very low frequency discharge, a very high value of series resistance must be employed. The desired result cannot be obtained by using a lower applied voltage in conjunction with a lower value of series resistance though this is possible at frequencies of higher order.

**Practical Applications.** Having established the foregoing essential facts concerning the behaviour of neon oscillator circuits it becomes possible to consider the practical applications of the device. These would seem to be as follows:—

(1) *Measurement of High Resistances.* One method has already been described in reference (1); this possesses the advantage of requiring no measuring instruments of normal type and may still be regarded as the best method of using a neon oscillator for resistance measurement. It is evident that, since the neon oscillator can be made to serve as an extremely sensitive microammeter, such an oscillator, once calibrated, could be employed in conjunction with a

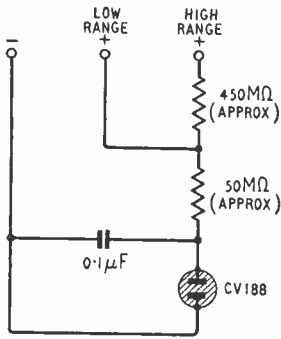
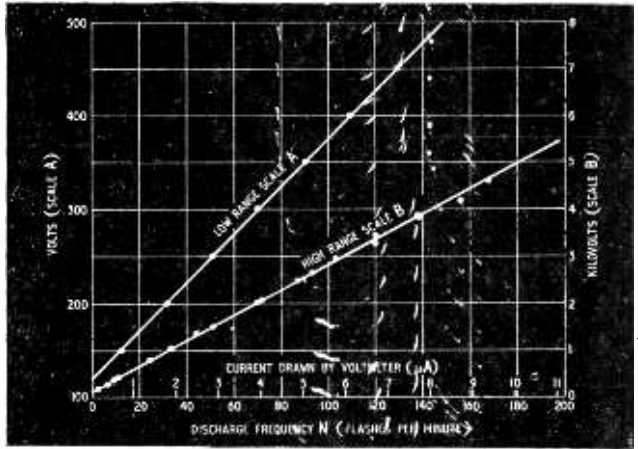


Fig. 4. Two-range neon voltmeter with maximum current of  $10 \mu A$   
 Right: Fig. 5. Voltmeter calibration curves



voltmeter (neon or otherwise) for resistance measurement. In such case, in order to eliminate the possibly unknown effect of the potential drop across the shunt capacitance of the neon microammeter, resistance determination should be based upon the difference in current produced by a known change in applied voltage.

(2) *Measurement of High Voltages.* In radio and television work a need frequently arises for a means of measuring the voltage in circuits of high impedance or of sources of limited power output, e.g., r.f. oscillator e.h.t. generators. For such purposes it normally proves necessary to employ either extremely sensitive moving-coil meters or some form of valve voltmeter, though electrostatic instruments can be used for voltages in the kilovolt range.

All such instruments suffer from one or more of the drawbacks of high cost, delicacy and relative complexity, but the circumstances under consideration are precisely those for which it has been shown that the neon circuit is pre-eminently suited. Fig. 4 shows the circuit of a two-range neon voltmeter and it is difficult to imagine a cheaper, simpler or more robust instrument.

Experimentally determined calibration curves for this instrument are given in Fig. 5, from which it will be seen that the linear relationship between applied voltage and discharge frequency is well maintained with series resistances of the order of 500 megohms. The instrument covers voltage ranges of 150 to 500 and 150 to 5,000 with a maximum current of about 10 microamperes in both ranges. This corresponds to some 100,000 ohms per volt which far exceeds the figure obtainable with straightforward moving-coil meters and is likely to be adequate for most purposes. If necessary, however, the sensitivity could be greatly improved by reduction of the shunt capacitance, but this introduces some difficulty in obtaining the extremely high values of series resistance which must then be employed.

An upward extension of the voltage range can be obtained either by increasing the series resistance or by increasing the shunt capacitance, though the latter will involve an increase in the "full scale" current. It should, perhaps, be noted that for high-voltage work the series resistance should comprise a chain of resistors of lower resistance value in order to restrict the voltage drop across individual components. The author uses twenty such resistors, each of approxi-

mately  $25 M\Omega$ ; high-stability components should be employed if possible. The shunt capacitor has only to withstand the striking potential of the neon tube, but must possess the highest possible leakage resistance to avoid error from voltage drop.

The high-voltage calibration points shown in Fig. 5 were obtained by means of a 2,000 ohms per volt moving-coil meter used in conjunction with an r.f. oscillator e.h.t. supply, and it is of interest to note that removal of the moving-coil voltmeter load resulted in an increase from 4,600 to 5,300 volts at the maximum setting of the oscillator. Deviations of individual calibration points from the straight line in Fig. 5 can be attributed to difficulties encountered in maintaining an entirely steady output from the e.h.t. supply.

(3) *Measurement of Leakage Currents at High Voltages.*

As a microammeter, the neon oscillator becomes inoperative at voltages below about 140 and this precludes its use for a number of purposes for which microammeters are needed. No such drawback applies in testing high-voltage television components, etc., for leakage at working potentials and for work of this character the neon oscillator has definite advantages apart from its great sensitivity.

The author employs an r.f. oscillator as a source of adjustable e.h.t. for tests of the kind in question and originally employed a moving-coil microammeter for measuring leakage currents. It was thought that the limited output available from the e.h.t. generator would automatically protect the meter from damage in the event of a breakdown in the insulation of a component undergoing test, but this proved to be a costly miscalculation. It was observed that when such breakdown occurred a spark discharge sometimes took place within the meter despite its low coil resistance and the fact that it was "earthed" on one side. This was attributed to the inductance of the coil offering a high reactance to the current surges produced by insulation breakdown, but the destructive nature of the spark discharge was not appreciated until eventually the coil became open-circuited. This unhappy experience has convinced the author that moving-coil meters are quite definitely unsuitable for high-voltage leakage tests, whereas the neon oscillator is able to withstand breakdown surges without damage.

The circuit of Fig. 6 indicates how a single neon



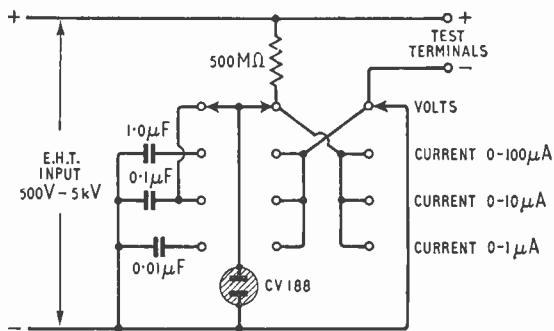
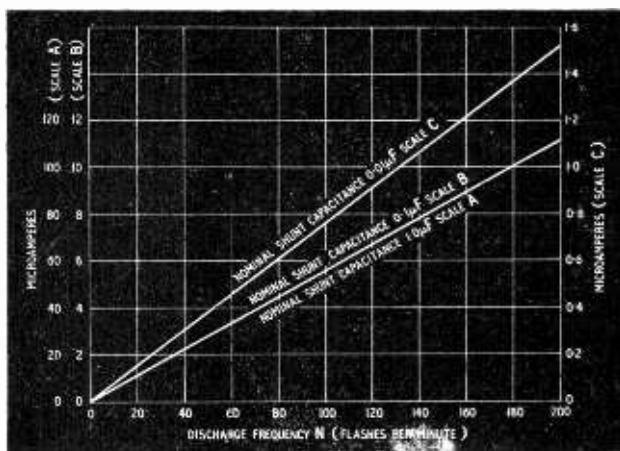


Fig. 6. Circuit for high-voltage leakage tests  
Right: Fig. 7. Microammeter calibration curves



tube may be employed for both voltage and current measurements, the switching being such as to permit a choice of shunt capacitances for current measurement purposes. These capacitances can, of course, be calibrated at lower voltages in the manner already described and Fig. 7 shows curves which were thus obtained for capacitances of the values given in Fig. 6. The fact that the curves for the 1.0 and 0.1- $\mu$ F capacitances are superimposed in Fig. 7 is purely fortuitous, no special selection of capacitors having been made, though this could be done if considered necessary. The 0.01- $\mu$ F capacitor was evidently of higher capacitance than its rating compared with the other two.

A word of caution may perhaps not be amiss at this point regarding the dangers associated with high-voltage equipment. Whilst an e.h.t. generator of the radio-frequency or fly-back type may itself be quite safe by virtue of small storage capacitances and low power output, such a device can charge circuits of high capacitance with potentially dangerous amounts of energy. Very great care should therefore

be exercised in such circumstances, bearing in mind the fact that high voltages can spark across gaps which would be quite safe at lower voltages. A golden rule is to keep one hand in a pocket when working with live equipment; this at least ensures that a shock is not taken from one hand to the other via the chest.

Finally, there is one feature of neon discharge tubes which has to be taken into consideration in the design of equipment based upon them. The striking potential of a particular tube may be increased considerably if the tube is completely screened from light as the latter radiation serves to promote ionization of the neon gas within the tube. It is important therefore to design the equipment so that the tube itself is subjected to light radiation though a moderate amount of shading is permissible. Other components should preferably be housed in a well-closed box in order to obviate as far as possible the accumulation of surface deposits which may cause undesirable changes in the values of series resistors, or may give rise to leakage across capacitors or tube holder.

## HIGH PULSE-RATIO RADAR

### *Methods of Range Extension in the Decca "45"*

THE new Decca marine radar, Type 45, is a modified version of the Type 12 in which range scales having maxima of  $\frac{1}{2}$  and 45 miles have been added to the existing ranges of 1, 3, 10 and 25 miles. The minimum range and range discrimination remain at 25 yards (with a pulse width of 0.1  $\mu$ sec), and the new  $\frac{1}{2}$ -mile range gives an effective scale of 168 yards to the inch.

The 45-mile range, which has been added at the request of shipowners to enable earlier landfalls to be made, would not be effective without a substantial increase of power and/or overall efficiency, compared with that required for the 25-mile range which has hitherto been regarded as an adequate maximum. Decca have achieved this partly by increasing power 2.5 db (from 10 to 18 kW peak in the pulse), but chiefly by increasing the pulse length to 1.0  $\mu$ sec in the longest range, and by general improvement in the aerial and receiving circuit efficiency.

Specifically, the increased power output has been obtained with a more efficient type of magnetron and the power supply conditions are substantially unchanged, so that externally the appearance is the same as the Type 12, and the advantages of compactness, and ease of installation and maintenance have been retained. The aerial scanner

aperture has been increased and the width is 6ft, giving a beam width of 1.2 deg compared with 1.6 deg in the Type 12—an effective increase of 4.5 db in gain. The increased energy returned from a 1- $\mu$ sec pulse is supplemented by an increase in receiver efficiency, since a narrower bandwidth can be used. An overall gain of 8 db results from the use of this long pulse. In the mixer and pre-amplifier circuits an improvement of 3 db in noise factor has been effected, bringing the total gain improvement of the Type 45 over the Type 12 up to a total of 18 db. This is a maximum theoretical figure, but in practice 15 db (measured) is consistently achieved. To obtain a comparable performance solely by increasing power would require 320 kW in the pulse compared with the original 10 kW. This may seem a big increase for an extension of only 50 per cent in range, but it must be borne in mind that the range in radar is proportional to the fourth root of the power employed.

In the interest of long life, the h.t. supplies to the relatively expensive cathode-ray tube and magnetron are now controlled by a separate stand-by switch.

The price of the Type 45 is £1,900, compared with £1,750 for the Type 12 which will still be made.

# Reflex Push-Pull Receiver

Two-valve Local-station Set

By G. J. POPE

A SMALL self-contained receiver forms a useful addition to the home as it can be taken from room to room which is not always convenient with a larger set. It is also invaluable in the case of illness. The set described here has three valves only, two being SP61 war-surplus type and the third is an EA50 diode. It is a t.r.f. set with the unusual feature that the r.f. valve forms one half of a push-pull output stage using a reflex circuit. This arrangement was particularly attractive since a ready means of achieving the necessary phase reversal between the output valves' grids suggested itself.

Considering the circuit diagram, Fig. 1, it will be seen that a conventional series diode detector feeds  $V_2$  via the gain control. A common cathode return circuit is arranged to give the correct Class A bias condition for both valves. At r.f.,  $V_1$  cathode is bypassed adequately by C. An a.f. signal appears across R which is approximately half that available between  $V_2$  grid and earth. This relationship may be shown to hold if the amount of negative-feedback occurring is calculated.

The gain of a feedback amplifier is given by the formula,

$$\text{Gain} = \frac{A}{1 + A\beta}$$

where: A = gain in absence of feedback  
and  $\beta$  = fraction of output fed back

The feedback circuit is shown in Fig. 2, where series current feedback occurs due to a fraction  $\frac{R_k}{R_k + R_l}$  of the output acting in opposition to the input signal

voltage  $e_g$ . Now since  $V_2$  is a pentode, its gain is given by:—

The optimum load for the SP61 is  $20\text{ k}\Omega$ , hence gain without feedback

$$= 9\text{ ma/V} \times 20,000$$

$$= 180\text{ times.}$$

$$\text{With feedback, gain} = \frac{180}{1 + 180 \times \frac{100}{20,000}} = \frac{180}{1.9}$$

$\approx 95$  times:

It will thus be seen that the gain is reduced by approximately 6 db. The voltage across  $R_k$  will be:—

$$\frac{1}{200} \times 95 \approx \frac{e_g}{2}$$

Since this voltage acts in opposition to  $e_g$ , the grid cathode voltage

of  $V_2$  is also  $= \frac{e_g}{2}$

Since the cathode circuits are common,  $V_1$  acts as a cathode driven push-pull stage, its grid being at earth potential to a.f. Approximately the same ratio of cathode volts to grid drive volts is obtained if the anode load is varied over wide limits, so that the exact value of anode load is

Fig. 2. The feedback circuit.

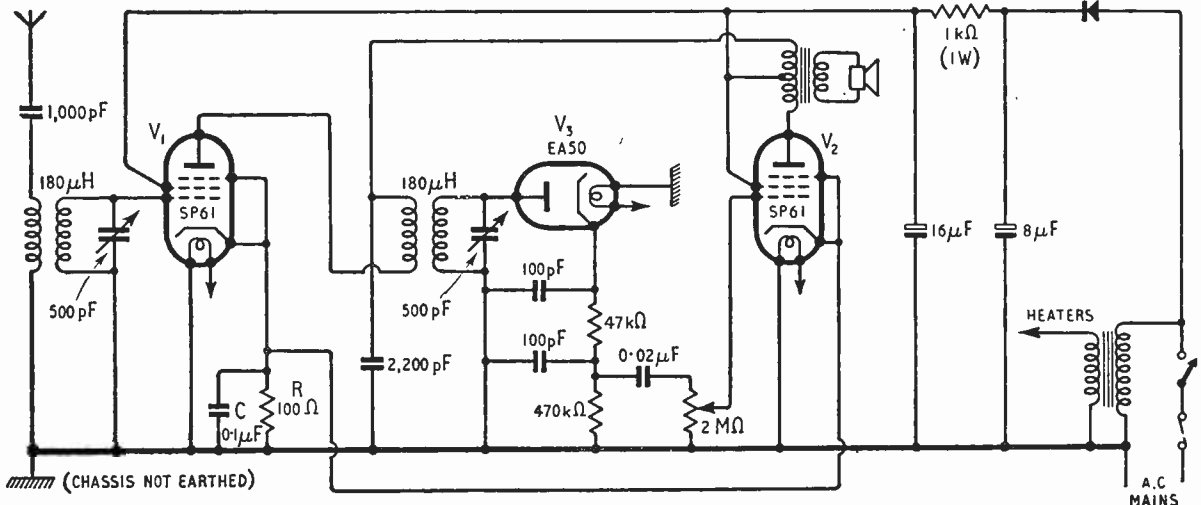
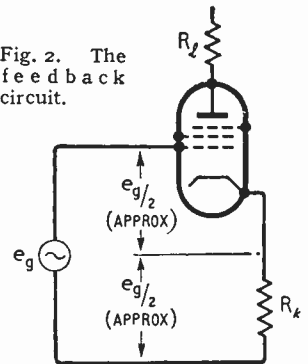


Fig. 1. Circuit diagram of the receiver, with the r.f. valve forming one half of a push-pull output stage using a reflex circuit.

unimportant on this account. This may be an advantage if a standard push-pull component only reflecting somewhat lower loads is available. The value of C at a.f. is insufficient to materially affect the response. The connection of this form of a.f. drive to the second valve causes 6-db drop in sensitivity as mentioned above, but a 3-db increase results from the added output stage, so that the final arrangement is 3-db less sensitive. The receiver is, however, capable of giving an extra 3 db output power, that is, twice that of a single valve. Since the receiver is built for local-station use the question of sensitivity is relatively unimportant, ample output being obtained on about 10 ft of aerial in London.

The push-pull circuit allows the use of a small output transformer since the core flux due to each valve's anode current cancels out. In practice for a given size component this means better low-frequency response. The writer uses a midget component and the bass response is very good. Another small advantage push-pull has is that a common un-bypassed cathode resistor can be used, so saving a low-voltage electrolytic capacitor which would otherwise be necessary. The omission of the bias by-pass capacitor from a power amplifier of this kind is usually not recommended, but no serious distortion has been apparent.

The author's model employs switched station selection which was considered adequate and possibly simpler for the rest of the household to handle. When operated in the London area it may be found advantageous to make the aerial connection switchable from the primary side of the aerial transformer to the grid connection, so that the sensitivity may be increased for the reception of weaker stations. This was found necessary for Third Programme reception with a short aerial and connections may obviously be adjusted to fit individual geographical locations.

Any coil with a tuned winding "Q" of approximately 100 and inductance of 180  $\mu$ H or so may be used in both positions, but for constructors not in a position to make their own, Osmor Q-type QA11 and QHF11 are suitable for aerial and intervalve transformers respectively.

There is no reason why a germanium crystal should not be used for the detector but in this case the value of the diode load should be dropped to about 100 k $\Omega$ . This may result in some loss of selectivity, but it is not likely to be troublesome.

With the output stage and loudspeaker matched to give an anode-to-anode load of 20 k $\Omega$  an output of about 0.75 W is provided. If a lower load figure is taken the output will be correspondingly reduced.

## MANUFACTURERS' LITERATURE

**Tubular M.C. Microphone** of unobtrusive appearance, 1in in diameter and weighing 9oz. Leaflet giving brief specification and frequency response curves from Standard Telephones and Cables, Connaught House, Aldwych, London, W.C.2.

**Rotary Switch Wafers** with improved fixing of contact clips on stators to avoid loosening during soldering. Engineering data sheet on type DH and DM "Oak" sections from NSF, Keighley, Yorks.

**Television Aerial Feeder Cables**, coaxial solid, coaxial semi air-spaced, balanced screened twin and unscreened twin. A leaflet giving characteristics and dimensions from The Edison Swan Electric Company, 155, Charing Cross Road, London, W.C.2. Also new data booklets on Mazda receiving valves and c.r. tubes and Ediswan industrial and transmitting valves.

**Crystal Microphones** made by Ronette. A new illustrated catalogue giving technical specifications of the complete range is available from the Mail Order Supply Company, 33, Tottenham Court Road, London, W.1.

**High-Voltage Capacitors**, tubular paper types, suitable for smoothing television e.h.t. supplies, with working voltages of 20 kV and 25 kV. Technical bulletin No. 40 from The Telegraph Condenser Co., North Acton, London, W.3.

**Small Soldering Iron**,  $\frac{3}{16}$ in diameter and  $9\frac{1}{2}$ in long, with four interchangeable bits and designed to operate from a 20-V bus-bar installation. Leaflet from the Electrical Remote Control Co., East Industrial Estate, Harlow New Town, Essex.

**Dry Electrolytic Capacitors** and others, with ratings, sizes and prices, listed in a booklet intended for the servicing trade. From A. H. Hunt (Capacitors), Bendon Valley, Garratt Lane, Wandsworth, London, S.W.18.

**Sound Reproducing Equipment**, a leaflet giving brief descriptions and prices of the products of Gramplan Reproducers, Hanworth Trading Estate, Feltham, Middlesex.

**Portable P. A. Equipment** with vibrator power pack working from a 12-V battery. Descriptive leaflet from Easco Electrical, Brighton Terrace, London, S.W.9.

**Interference suppressors** for various types of electrical apparatus. A booklet describing the models available and methods of fitting them from Belling & Lee, Cambridge Arterial Road, Enfield, Middlesex. Also a booklet describing their sound, television and anti-interference aeriels and accessories and a catalogue of components and accessories.

**Coaxial Connectors**, American military types for 50 $\Omega$  and 72 $\Omega$  and for various cable diameters between 0.2in and 1in. Also a leaflet giving information on how to connect cables to them. From Besson and Robinson, 6, Government Buildings, Kidbrooke Park Road, London, S.E.3.

**Accessories and Electro-mechanical Devices**, a list of Government surplus equipment from A. T. Sallis, 93, North Road, Brighton, Sussex.

**A.C. Voltage Stabilizers** for regulating mains voltages, including heavy-duty types for currents of 30A to 130A. Full descriptions in a supplement to their "Variac" catalogue V549 from Claude Lyons, 180, Tottenham Court Road, London, W.1.

"**Moulded Plastics for Industry**," an illustrated booklet describing the moulding processes carried on by the G.E.C. works at Witton and listing some typical products. From the General Electric Company, Magnet House, Kingsway, London, W.C.2.

**P-N Junction Crystal Diodes** with similar characteristics to standard American types. A leaflet giving general features and prices from Detectron, 25, rue de Toulon, Bordeaux, France.

**Television Aerials** with elements already assembled but folded up. Single and multiple types described in leaflets from Antiference, Bicester Road, Aylesbury, Bucks.

**Components and Accessories**, tools and test gear; a comprehensive illustrated catalogue of 150 pages from Rudolph Schmidt, Gl. Kongevej 64, Copenhagen, Denmark.

**Preferred Valves List**, second edition, 1953. Takes into account greater range of miniatures now available and includes American and military equivalents. Full data and base diagrams are given. Available from the Scientific Instrument Manufacturers' Association, 20, Queen Anne Street, London, W.1, price 3s 6d, post free.

**Valve Voltmeter** for measuring the maximum amplitude of transient phenomena having a duration of at least 1 millisecond. It has a range of 0-20V and an input impedance of 33k $\Omega$  and there are two meters to cater for positive and negative peaks. Explanatory booklet with diagrams from Standard Telephones and Cables, Transmission Division, North Woolwich, London, E.16.

**Aerials and Accessories** for sound and television reception. A 1953/54 comprehensive catalogue from Aerialite, Castle Works, Stalybridge, Cheshire.

**Pressure Transducers**, one type for measuring static pressures in ranges from 0-25 to 0-4,000lb per sq in and another for fluctuating pressures in ranges from 0-250 to 0-50,000lb per sq in. Also a dynamometer for measuring tensile loads in ranges from 0-50 to 0-10,000lb. Descriptive leaflets from J. Langham Thompson, Springland Laboratories, Bushey Heath, Herts.

**Small Motor Blowers** with weights between 2lb and 40lb and power consumptions between 33 and 440 watts. Leaflet from Air Control Installations, Ruislip, Middlesex.

**Glass Marking Colour**, suitable for writing on valves, available in black, white, red, orange, yellow, green and blue. Leaflet from George T. Gurr, 136, New King's Road, London, S.W.6.



# Manufacturers' Products

NEW EQUIPMENT AND ACCESSORIES FOR RADIO AND ELECTRONICS

## Output Transformer

THE illustration shows one of the latest type of push-pull output transformers now produced by Partridge Transformers, Roebuck Road, Tolworth, Surrey, using grain orientated strip-wound cores (generally known as "C" cores).

This model is the Type P3064 having a power handling capacity of 20 watts for less than 1 per cent distortion. The maximum d.c. per half-primary is 100 mA and a 20 per cent out-of-balance current can be tolerated. The d.c. resistance of each half primary is 100 ohms.

Four separate secondary windings are provided which by series or parallel connection give correct operating conditions with a primary loading impedance of 10,000 ohms for



Partridge Type P3064 push-pull transformer giving the choice of several output impedances.

loudspeakers of 0.95 ohm, 3.8, 8.5 and 15 ohms impedance respectively.

With the equivalent of 10,000-ohms resistive load on the primary the frequency characteristic is virtually flat having a deviation of  $\pm 0.5$  db only over the range 30 c/s to 30 kc/s. The leakage inductance is claimed to be less than 8 mH.

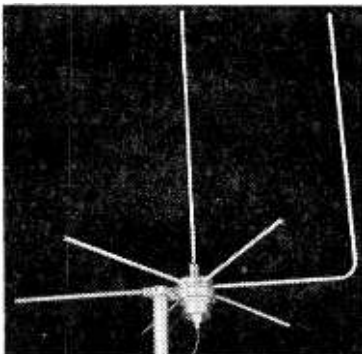
This transformer measures  $2\frac{3}{8} \times 2\frac{3}{8} \times 3\frac{1}{4}$  in, weighs  $2\frac{1}{4}$  lb and costs £4 18s.

## Television Aerial-Amplifier Unit

A NEAT and workmanlike way of obtaining a good television signal with a simple aerial in fringe areas is shown in the illustration. It consists of a ground-plane aerial with reflector and in the centre hub of the system is housed a two-stage head amplifier. One valve is a neutralized triode amplifier, the other is a cathode follower.

The vertical elements of the aerial are a quarter-wavelength long and the horizontal members, which serve as an artificial "earth," measure a half-wavelength from tip to tip. It is reasonably light in weight and can be mounted on the usual 2-in o.d. tubular mast.

The necessary heater and h.t. supplies are fed to the amplifier along a two-core screened cable which is



Spencer-West Type AC8 television aerial embodying a head amplifier.

also the feeder for signals from the aerial to the receiver. A small power supply unit is required and is mounted close to the receiver.

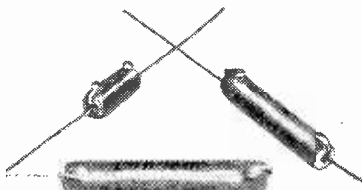
The aerial system can be fitted with a relay for automatically switching on the head amplifier when the main receiver is switched on.

The makers are Spencer-West, Quay Works, Great Yarmouth, and the aerial, known as the Type AC8, costs £33 15s including 65 ft of feeder and a power supply unit.

## Vitreous Resistors

A RANGE of vitreous-enamelled resistors wound with nickel-chrome resistance wire on ceramic formers is now in production by Labgear, Ltd., Willow Place, Cambridge. They are at present available in  $4\frac{1}{2}$ -, 6- and 10-watt types, these being the commercial ratings, but for Service equipment the ratings are lower at 3, 4.5 and 6 watts respectively.

All three types have the same outside diameter of  $\frac{1}{4}$  in approximately, but differ in length, the smallest being  $1\frac{1}{2}$  in and the largest  $1\frac{1}{4}$  in. The resistance ranges are as follows: 4.5-W, 10 to 12,000 ohms; 6-W, 5 to 33,000 ohms and 10-W, 5 to 47,000 ohms. The normal tolerance is  $\pm 5\%$ .



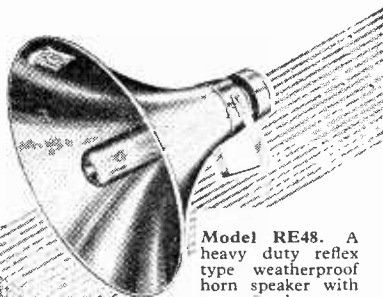
Labgear range of vitreous-enamelled wire-wound resistors in  $4\frac{1}{2}$ -, 6- and 10-watt types.

# SOUND


*Versatility in*

Indoors or Outdoors, Mains or Batteries, Speech or Music, Portable or Permanent installations. Large or Small, TRIX Quality Sound Equipment has the answer to the problem.

For the most complete and up-to-date range available consult the TRIX catalogue. Expert advice is always at your disposal.



Model RE48. A heavy duty reflex type weatherproof horn speaker with exceptional range and performance. Very suitable for all public address work.



Model RGA 3/633 enclosed rack type Radio-amplifier equipment. Combines amplifier with radio and 3-speed record changer.

SERVICE IN SOUND  
BY



The TRIX ELECTRICAL CO. LTD.

1-5 MAPLE PLACE, TOTTENHAM CT. ROAD,  
LONDON, W.1. Phone: MUSEum 5817

Telegrams an. Cables: TRIXADIO, WESDO, LONDON

# RANDOM RADIATIONS

By "DIALLIST"

*Oh for V.H.F.!*

THIS COUNTRY'S v.h.f. sound broadcasting service can't come into being too soon for me; or, I expect, for a good many others who are growing very tired of the interference on the medium- and long-wave bands. Myself, I can seldom receive the Light Programme even reasonably well. To bring in the medium-wave transmission without interference from one or more stations selectivity must be pushed up until there is a marked decline in quality: on the long waves there is too often a poisonous heterodyne whistle. The Home Service from Brookmans Park is also liable to heterodyne troubles, while at times some foreign station provides an annoying background. I'm coming to rely more and more on the 90-Mc/s transmissions from Wrotham with their almost entire freedom from interference. The snag is that Wrotham sends out only one programme at a time; and too often it isn't the one I want.

*It Shouldn't be Long*

I haven't a doubt that f.m. will win the day for the official service. To two important points I can testify without reserve. The first is that, given a.f.c. (which you must have, anyhow, to look after oscillator drift) the f.m. receiver isn't the tiniest bit more difficult to tune than the a.m. The second is that f.m. is not just a little more effective than a.m. against impulsive interference: it's *vastly* better than a.m., even with a limiter. Once the modulation question is decided, it shouldn't take long to get the services going. Note that I say services in the plural, for the slot aerials below the dipole arrays on the mast of every television transmitting station can transmit two v.h.f. programmes on different carrier frequencies. It would seem hardly necessary to build giant transmitters, to begin with, at any rate. The 18-20 kilowatts of the now well-proved Wrotham transmitter appear to give a service area quite as large as that of either of the medium - wave Brookmans Park giants. I'm speaking, of course, of the f.m. transmissions with which the minimum necessary field strength is

much smaller than with a.m. The signal need only be strong enough to work the limiter to give you all that's going.

*A New Contributor*

TURNING THROUGH the pages of a learned American journal, I was electrified by finding in it a reference to a recent *Wireless World* article "by R. W. Hallows and M.A. Cantab." The latter belongs, of course, to the *coterie* of writers which includes such authorities as B.A. Oxon, M.D. Lond., D.D. Dunelm and M.B. Leeds amongst its English members. Well-known Scottish members of it are the Mac Antabs and Mus. B. Edin.

*They Have a Word for it*

I REALLY CAN'T swallow without many grains of salt Malcolm S. Morse's statement in the October correspondence columns that motor car ignition interference with television reception is unknown in the U.S.A. Nor can I accept for a moment his suggestion that American sets, though used in a veritable welter of radiation from millions of unsuppressed cars, provide undis-

turbed pictures because they are so much better designed than ours. There's no mystery about the design of the sets made on the other side of the Atlantic. They incorporate nothing in the way of anti-interference devices that our manufacturers don't know and use. There may be differences in the ways in which we use them, but these are due to our positive modulation. I suspect that Mr. Morse's "unsuppressed" means that the owners of the cars haven't deliberately had suppressors fitted. No need to do so if your new car has already been treated as a matter of course before delivery. But there must be noticeable interference, or one wouldn't read so many references to "auto-ignition static."

*Useful Jobs of Work*

THE SUBMARINE television camera is destined to play a very useful part in salvage operations. A diver working in deep water uses a cable with a heavy weight at its lower end, known as the shot-rope. It used to be impossible to tell whether the shot-rope had been put into the right position until the diver went down to find out. He can't move more than a foot or two from it with safety; if it is wrong, he must come up and another attempt must be made. You'll see that this can be a very slow business; a whole tide may, in fact, be wasted. With the TV camera it's just too easy. The camera goes down and the shot-rope is moved until it is seen on the receiv-



## "WIRELESS WORLD" PUBLICATIONS

	Net Price	By Post
GUIDE TO BROADCASTING STATIONS. Compiled by "Wireless World." 7th Edition ... ..	2/-	2/2
INTRODUCTION TO VALVES. R. W. Hallows, M.A. (Cantab.), M.I.E.E. and H. W. Milward, B.Sc., A.M.I.E.E. ... ..	8/6	8/10
TELEVISION ENGINEERING: Principles and Practice. VOLUME ONE: Fundamentals, Camera Tubes, Television Optics, Electron Optics. A B.B.C. Engineering Training Manual. S. W. Amos, B.Sc. (Hons.), A.M.I.E.E. and D. C. Birkinshaw, M.B.E., M.A., M.I.E.E., in collaboration with J. L. Bliss, A.M.I.E.E. ... ..	30/-	30/8
WIRELESS WORLD TELEVISION RECEIVER MODEL II: Complete constructional details with notes on modernizing the original design ... ..	3/6	3/9
RADIO DESIGNER'S HANDBOOK. F. Langford-Smith, B.Sc., B.E., Senior Member I.R.E. (U.S.A.), A.M.I.E.E. (AUST.), 4th Edition ... ..	42/-	43/6
RADIO INTERFERENCE SUPPRESSION as Applied to Radio and Television Reception. G. L. Stephens, A.M.I.E.E. ... ..	10/6	10/11
SOUND RECORDING AND REPRODUCTION. J. W. Godfrey and S. W. Amos, B.Sc. (Hons.), A.M.I.E.E. ... ..	30/-	30/8
ADVANCED THEORY OF WAVEGUIDES. L. Lewin ... ..	30/-	30/7
FOUNDATIONS OF WIRELESS. M. G. Scroggie, B.Sc., M.I.E.E. 5th Edition ... ..	12/6	13/-
TELEVISION RECEIVING EQUIPMENT. W. T. Cocking, M.I.E.E. 3rd Edition ... ..	18/-	18/8

A complete list of books is available on application. Obtainable from all leading booksellers or from ILIFFE & SONS LTD., Dorset House, Stamford Street, London, S.E.1.

ing screen to be in exactly the right place. The diver then goes straight to his job. His partnership with the TV camera doesn't end there either. He can telephone for the camera to be moved to where he needs it when he wants to show observers above something of special interest that he has found. They can then make a permanent record by means of photographs or ciné films of the screen.

### Not So Hot

MANUFACTURERS of television receivers can be pretty badly let down when their sets are installed by careless or inefficient service-men. The other day a non-technical friend told me he was a bit disappointed in the set (his first) which had cost him a tidy sum. When I dropped in to see how it was performing, I wasn't surprised. The first thing that struck me was that on the 14-inch screen the image was barely 10 inches in width. The aspect ratio was nothing like 4:3; the image appeared badly distorted, and this was confirmed when I tried the set on Test Card C a few mornings later. Though the set was in a back room, the aerial had been fixed to a chimney stack at the front of the house where it brought in the maximum amount of interference from every unsuppressed motor vehicle. Had it been mounted on a convenient high chimney at the back, the dipole would have been 40ft further from the road and probably outside the ignition interference zone. Luckily, one doesn't often see sorry jobs of that kind; it's sad that one should ever come across them.

### Taxi!

WHEN I WAS just on the point of sending off the manuscript of this month's jottings the postman brought a letter from a reader in the W.9 district of London. In the early part of last year he made a tape recording on his own machine. On playing it back, he was amazed to hear two voices: his own and that of a taxi driver speaking to his headquarters. He now sends me a cutting from September 20th issue of *The Observer* describing a similar occurrence (except that on this occasion a voice speaking from headquarters and not the taxi man's was recorded). I haven't had time before writing this to think of an explanation of this queer business. Can any reader suggest one?

# UNIQUE FEATURES ON ALL BULGIN TOGGLE SWITCHES

Strong Laminations  
in S.R.B.P. Moisture  
and Shock Resisting.

Nickel-plated Steel-  
case (other finishes  
available to quantity  
orders).

Trade Mark  
'BULGIN'  
Stamped on every  
case. None genuine  
without.

Four lengths of  
bush fitting  
available  
(Short,  
Normal, Long  
and Extra-  
long).

Highly silver-plated  
solder-tags, or termi-  
nals for reliable con-  
nections.

Highly-plated  
and polished  
front fixing ring.

OVER 350 BASICALLY  
DIFFERENT BULGIN  
SWITCHES TO CHOOSE  
FROM.

Wide choice of dif-  
ferent dollies to  
choose from, Ball,  
Pear, Slotted.

Laminated and Metal-clad for strength and reliability, all Bulgin Switches are manufactured to the highest standards and specifications from the finest grade materials. They are subject to the most rigorous routine and type testing and guaranteed for 25,000 operations. Indelibly stamped with 'BULGIN' trade mark, none genuine without.

For full Technical infor-  
mation and details of the  
wide range of switches  
available, send for New  
144 page Catalogue.  
Price 1/- post free.  
Ref. 192/WW.



MANUFACTURERS OF RADIO & ELECTRONIC COMPONENTS

**A. F. BULGIN & CO. LTD., BYE-PASS RD., BARKING, ESSEX**

Telephone: Rippleway 3474 (5 lines)




# UNBIASED

By FREE GRID

## Strange TV Aerials

TRAVELLING to the wilds of East Anglia recently I was struck by the changing character of the TV aerials as the train receded from London. At first there was nothing but the familiar "H" type to be seen among the chimney pots, with here and there a plain dipole. As we drew nearer to that part of the country made famous and hallowed by Hereward the Wake and St. Etheldreda respectively the aerials began to assume strange shapes; weird and wonderful multiple arrays sprouted up here and there in an



Xylophone TV aerials

endeavour to catch the ever more elusive signals from the transmitter.

Eventually we passed the lofty West Tower of Ely Cathedral soaring majestically over the flat fen country surrounding it—surely a veritable gold mine for the Dean and Chapter if and when commercial television eventually goes a site-seeking. Beyond Ely the only TV aerials to be seen were what I can only describe as the xylophone or dulcimer type which I have endeavoured to illustrate in my sketch.

I subsequently had cause to visit Alexandra Palace and expected to see the aerials become less and less conspicuous until in the vicinity of the transmitter they disappeared

altogether as being unnecessary. To my surprise, however, I found that in one district bordering on the Palace they seemed more conspicuous than in remoter suburbs.

I naturally suspected the existence of some inexplicable pocket of low signal strength and I dropped in to a local dealer's place to discuss the matter. He shook his head, however, and pointed out that signal strength was so great that an attenuator rather than an aerial was needed. He went on to say that the people in the district were so afraid the neighbours would think they couldn't afford TV that they always demanded an aerial; in fact, one of his customers who had the largest car and the most beminked and jewelled wife in the district insisted on his erecting a mast having not an H but the letters TV at the top so that there could be no misunderstanding.

## Etheric Anarchy

THERE HAS BEEN a lot of talk about the difficulties of clearing Band 3 of such things as business radio in order to make it safe for television. In my opinion, however, if v.h.f. communication goes on spreading at the rate it is doing at present TV will eventually be squeezed out of the ether altogether. I feel rather strongly on the matter as I have some personal experience of what is going on.

It so happened that a few weeks ago my eye was caught by a remarkable shop-window display of the potential and actual uses of business radio. One of the chief features of the display I saw was an errand boy on a bicycle with a v.h.f. "X-eiver" in his bicycle basket, and headphones over his ears, receiving instructions from his employer. I cannot tell you where this remarkable display was—and probably still is—as the Editor won't have any

suggestion of advertising in these columns. However, when I tell you that it was in a part of London with street names recalling the past glories of the de Vere family you obviously only need to ring up the Editor of Burke or Debrett in order to find out where I mean.

In a foolish moment I told Mrs. Free Grid all about it and then promptly dismissed the matter from my mind until a couple of weeks later I observed a friend of hers pushing a pram and apparently talking to herself. Closer observations revealed dainty hearing-aid type ear-phones, a mike and a neatly mounted rod aerial. The set, I discovered, was under the baby; a place where I should have thought it would be subject to a heavy damping effect.

This was not all as I presently encountered Mrs. Free Grid herself, complete with pram, grandchild and "X-eiver," and also several others of her coterie all busy chattering away nineteen to the dozen and spoiling good ether. If this sort of thing is allowed to spread we shall be faced with etheric anarchy.

## The "Elevated Electrode"

I WAS TALKING the other day to a friend who had been attending the meetings of the C.C.I.R. in London and he was telling me of the weighty matters which had been occupying its attention. One incidental question which cropped up was the correct form of the plural for antenna. There can be no doubt that it is antennæ but some delegates seemed to favour antennas as is used in America. It was, moreover, pointed out that "aerials" was also used in some of the official documents. After some discussion, the delegates agreed to accept the ruling of the *Concise Oxford Dictionary*.

This apparent climb-down on the part of the Yanks rather surprised me as the *Concise Oxford* says without any equivocation that "antennæ" is the plural and it has no truck with "antennas." The *Concise Oxford's* big brother, *O.E.D.*, is far more tolerant of the weaknesses of human nature and gives "antennas" as a permissible alternative.



"To what base uses..."



An inexpensive yet precision instrument designed especially to meet the exacting needs of the modern service engineer and laboratory technician. With six frequency ranges covering 50 Kc/s. to 80 Mc/s., its accuracy is better than  $\pm 1\%$  of the scale reading.

- 50Kc/s.-150Kc/s. | 1.5Mc/s.-5.5Mc/s.
- 150Kc/s.-500Kc/s. | 5.5Mc/s.-20Mc/s.
- 500Kc/s.-1.5Mc/s. | 20Mc/s.-80Mc/s.

Scale sub-divisions provide more than adequate discrimination for use in television circuits. Note the starred features below, which combine to maintain a minimum signal of less than  $1\mu\text{V}$  up to 20 Mc/s. and less than  $3\mu\text{V}$  between 20 Mc/s. and 80 Mc/s.

- ★**OUTPUT** \_\_\_\_\_ 1  
Co-axial socket for attenuated output. Force socket located totally within H.F. compartment.
- MAINS TRANSFORMER** \_\_\_\_\_ 2  
Marked tagboard for inputs of 100-130 V. and 200-260V., A.C. 50/60 c/s.
- ★**CAST ALUMINIUM H.F. COMPARTMENT and CHASSIS** \_\_\_\_\_ 3  
Large number of fixing holes for H.F. compartment cover ensures excellent electrical bonding and good screening.
- FUSE** \_\_\_\_\_ 4  
Easily accessible when replacement is necessary.
- VALVES** \_\_\_\_\_ 5  
Standard types run at a rating to ensure long life.
- TURRET COIL SWITCHING** \_\_\_\_\_ 6  
Standard "AVO" practice.
- ★**ATTENUATOR SYSTEM** \_\_\_\_\_ 7  
Employs close tolerance, high stability midget carbon resistors, low reactance rotary potentiometer modified for H.F. operation with carefully designed screening.

- Other features include:
- ILLUMINATED SPOT RANGE SELECTOR**  
Gives rapid identification of operational band with intensified lighting round precise frequency. Fine hair line gives close discrimination, particularly on high frequencies.
  - STOPS**  
Separate stops prevent turning of dial with respect to condenser.
  - ★**MAINS FILTER SYSTEM**  
This is screened from main electrical assembly.
  - BUSHING PLATES**  
provide additional rigidity for rotary controls.
  - SLOW MOTION DRIVE**  
substantially free from backlash.

MAINS MODEL 100—130 V. and 200—260 V. A.C., 50—60c/s.  
OR BATTERY MODEL.....£30

Sole Proprietors and Manufacturers:

**The AUTOMATIC COIL WINDER & ELECTRICAL EQUIPMENT CO. LTD.**  
WINDER HOUSE · DOUGLAS STREET · LONDON · S.W.1 Telephone: VICTORIA 3404/9



"From time to time in the past we have attempted to make recordings, both on wax and by tape, in our Band room and we have failed most miserably. Commercial recording companies have also made valiant attempts but with as little success as we had previously... after experiments with many microphones we finally made tests with your D.104 and at once the quality of the recordings improved, certainly not less than sixty per cent and by the very nature of the tests made, we are forced to the conclusion that the secret of the very successful recordings does, without doubt, rest with the particular microphone made by you."

"... quality of the recordings improved... not less than 60%..."

says Mr. ALEX MORTIMER, Musical Director of the Black Dyke Mills Band when writing of the new Rothermel D.104 Microphone.

## - the New ROTHERMEL D.104 Microphone

This 'quality' microphone D.104 has been considerably improved since it was first introduced and is ideally suited to all uses which require a sensitive high impedance instrument. It is available in three forms:

- Complete hand microphone with white handle and 6 ft. of high quality shielded cable **£6.0.0**
- Head only with three-pin plug and socket stand connector with side cable outlet—less cable **£5.10.0**
- Head only with screw eyes for suspension ring mounting, with 6 ft. of high quality shielded cable **£5.5.0**

The 2AD56 model is a low-priced, general purpose microphone that has become a firm favourite for use with tape recorders and many other applications because of its wide range and even response. Available as a hand microphone (without base) at £3. 3. 0, or with desk base as illustrated at 10/6 extra.



Ask to see these Rothermel Microphones at your local dealer.

Full details and illustrated leaflets free on request from

# ROTHERMEL LTD

9 STRATFORD PLACE · LONDON W.1 · Tel: MAYfair 4234



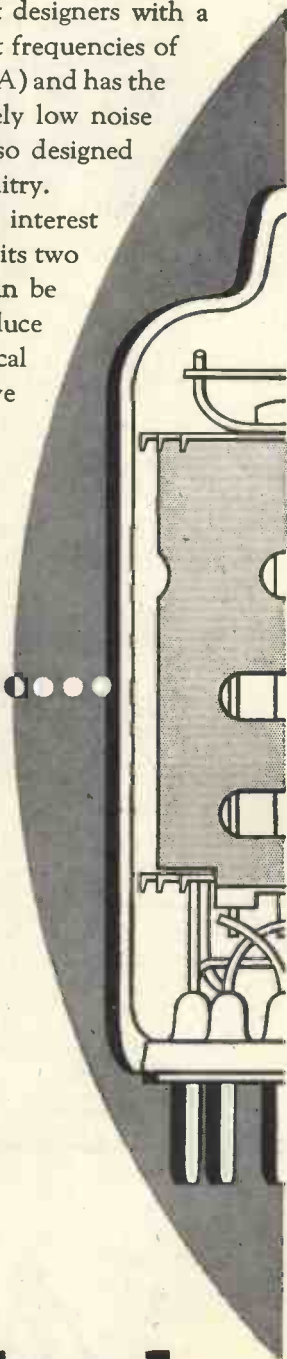
# A NEW HIGH PERFORMANCE FREQUENCY CHANGER on a Services' Preferred base (B9A)

The new Mullard triode heptode, ECH81, provides equipment designers with a high performance frequency changer that will work efficiently at frequencies of up to 100 Mc/s. It is constructed on a Services' Preferred base (B9A) and has the important advantages of high conversion conductance, extremely low noise factor, and robust construction. Furthermore, the ECH81 is so designed that it enables maximum results to be obtained from existing circuitry. A special feature of this valve that should prove of particular interest to designers of FM and AM/FM communication receivers is that its two sections may be operated independently. In FM circuits, it can be used as an R.F. or I.F. amplifier, or oscillator and thereby reduce the number of different valve types employed. Brief technical details of the ECH81 are given below. More comprehensive information will gladly be supplied on request.



ACTUAL SIZE

# ECH81



### PRINCIPAL CHARACTERISTICS

**HEATER** Suitable for series or parallel operation  
A.C. or D.C.

Vh ... ..	6.3 V
Ih ... ..	0.3 A

### TYPICAL OPERATING CONDITIONS OF HEPTODE SECTION AS A MIXER


Va=Vb ... ..	250 V
Rg2+g4 ... ..	22kΩ
Rg3+gt ... ..	47kΩ
Ig3+g1 ... ..	200μA
Vg1 ... ..	-2.0 V
Vg2+g4 ... ..	103 V
Ia ... ..	3.25mA
Ig2+g4 ... ..	6.7mA
gc ... ..	778 μA/V
ra ... ..	1.0MΩ
Vg1 for 100:1 reduction in gc ... ..	28.8 V

### CHARACTERISTICS OF TRIODE SECTION

Va ... ..	100 V
Vg ... ..	0 V
Ia ... ..	13.5 mA
gm ... ..	3.7 mA/V
μ ... ..	22

BASE B9A





# Adjustable-Stabilized A.C. Voltage

## WITH HARMONIC FILTER

This new Advance Constant Voltage Transformer is designed for use when an adjustable but closely regulated source of constant A.C. voltage is required. The "Volstat" is ideally suitable for the most exacting industrial applications as well as for general laboratory work.

It provides a portable, simple to handle instrument for such duties as instrument calibration and testing and many other operations involving factors that are sensitive to wave form and voltage.

Full technical details on Leaflet S19/W

- Output "A," variable 0-260 volts stabilised  $\pm 1\%$ .
- Output "B," 230 volts  $\pm 1\%$ .
- Total Harmonic Distortion less than 5%.
- Maximum Output 170 watts.




# Advance 'VOLSTAT'



ADVANCE COMPONENTS LIMITED, BACK ROAD, SHERNHALL STREET, LONDON, E.17

Telephone : LARKSWOOD 4366/7/8

Telegrams : Attenuate. Walt, London



**THIS UNIQUE**

**STELLATE CORE IS THE**

**SECRET OF FAULTLESS FLUXING**

... because it gives six points of rapid solder collapse and the flux is liberated *immediately* heat is applied. The correct amount of activated flux is always present in Superspeed, thus eliminating dry or H.R. joints.

The stellate core is featured only in the Enthoven range of cored solders which ensures perfect soldering.

**Superspeed**

**ACTIVATED ROSIN CORED SOLDER**

for all Radio, T.V. electronic and telecommunication soldering. Complies with M.O.S. Specification DTD. 599 and is approved by the A.I.D., G.P.O. and R.C.S.C. Superspeed is available in a wide range of alloys and gauges. Samples together with comprehensive literature gladly sent on request. Technical advisers are available for consultation.

MANUFACTURED BY THE **ENTHOVEN** GROUP


Marketed by Enthoven Solders Ltd., Enthoven House, 89, Upper Thames Street, London, E.C.4. Telephone: Mansion House 4533





## Designed for *Continuous Service*

ATE/TMC Transmission equipment is designed to offer an operating administration the maximum facility in the performance of maintenance routines. Jack-in panel frames fitted with quickly detachable functional units ensure the most rapid form of servicing yet devised. You are invited to apply for a copy of "Unit Construction Practice" which describes the technique employed.



**AUTOMATIC TELEPHONE & ELECTRIC CO. LTD.**

*Radio and Transmission Division*

STROWGER HOUSE · ARUNDEL STREET · LONDON, W.C.2.

Telephone: TEMple Bar 9262.

Cablegrams: Strowgerex London.

Manufacturers:— AUTOMATIC TELEPHONE & ELECTRIC CO. LTD., Liverpool & London  
TELEPHONE MANUFACTURING CO. LTD., St. Mary Cray, Kent.




# Wearite & Ferrograph

## TAPE RECORDING EQUIPMENT



**FERROGRAPH  
MODEL 2A**

Model 2A provides at a reasonable cost an instrument approaching professional standards — its specification commending it especially to those engaged in educational and cultural pursuits.




**WEARITE  
EQUIPMENT  
TYPE YDC**

Equipment Type YDC is a simultaneous dual-channel Recorder/Reproducer offering special facilities to those engaged in analysis problems in the medical, aeronautical and scientific fields.



**FERROGRAPH  
MODEL YD**

Ferrograph Model YD. An instrument version of the famous 2A having balanced 600 ohm inputs and outputs, a tropicalised amplifier, and a performance up to professional standards. It can be rack mounted.



**SIGNAL  
OPERATED  
SWITCHING  
UNIT**

A switching unit developed for use with recorders type YD and YDC. It switches on the recorder only when a signal is present and enables the traffic of many hours to be recorded on a normal length reel.

Wearite Publications are available as follows:—

The Manual of the Tape Deck, 2s. 6d.

The Manual of the Ferrograph Type 2A, 10s.

# WRIGHT & WEAIRE LTD.


## British Ferrograph Recorder Co. Ltd.

*Please note address of new offices and showrooms:*

131 SLOANE STREET · LONDON · S.W.1 Telephone: SLOANE 2214/5 & 1510



*By Appointment to the Professional Engineer*



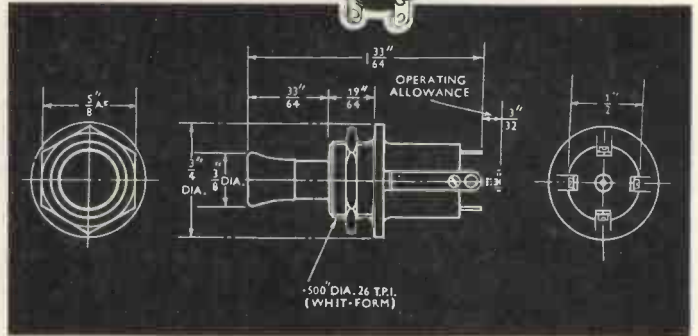
**MINIATURE  
PUSH BUTTON  
SWITCH**

**FEATURES**

RATING: 0.1 Amp., 250 v. A.C./D.C.  
CONTACT RESISTANCE: 0.01 ohm.

The new Painton Push Button Switch is an efficient and reliable miniature component combining safe electrical operation with robust mechanical action. The highest electrical grade material is used for the knob, shaft and inner body, which are produced as one solid moulding. The design of the contacts ensures minimum fatigue, and the retention of low contact resistance over a long period and under wide variation of atmospheric conditions.

The non-locking version is particularly suitable for metering, monitoring and also inter-communication system applications.




Cat. Number	501404	501405	501406	501407
Mechanical Action	Non-Locking	Locking	Non-Locking	Locking
<b>Electrical Action</b>				
501404 }	Switch in normal position: Contacts 1 and 2 made, Contacts 3 and 4 open. Switch operated: Contacts 1 and 2 open, Contacts 3 and 4 made. (By cross connection of the contacts, single pole changeover operation may be obtained).			
501405 }				
501406 }	Switch in normal position: Contacts 1, 2, 3 and 4 open. Switch operated: Contacts 1, 2, 3 and 4 commoned.			
501407 }				

**PAINTON**  
*Northampton England*

**ATTENUATORS AND FADERS • STUD SWITCHES • FIXED AND ADJUSTABLE WIREWOUND RESISTORS  
WIREWOUND POTENTIOMETERS • MIDGET R.F. CHOKES • HIGH STABILITY CARBON RESISTORS • TERMINALS  
PLUGS AND SOCKETS • KNOBS, DIALS AND POINTERS • TOGGLE SWITCHES • PUSH BUTTON SWITCHES**



# COSSOR *presents...*



## The new Cossor Double Beam Oscilloscope

### MODEL 1052

Two identical amplifier channels with a maximum gain of 2000 and an upper frequency response of 3 megacycles are features of this new Cossor Double Beam general purpose oscilloscope. The repetitive or triggered time base has a sweep duration from 200 milliseconds to 5 microseconds.

The instrument will operate from power supplies of any of the various frequencies and voltages encountered in the Armed Services or from standard civil supply mains. The top and side panels are quickly detachable to allow inspection and a removable plate at the rear of the instrument allows access to tube plates, anode and modulator.



## and Voltage Calibrator

### MODEL 1433

Primarily designed to be used with the new Cossor oscilloscope the Cossor Voltage Calibrator model 1433 provides an accurate means of calibration of input voltages to the plates or amplifiers of any oscilloscope. Calibrating voltages are read directly from a wide scale meter without any computation being necessary. Measurements can be made to an accuracy of  $\pm 3\%$  and the instrument can be used in any application where a source of accurately-known voltage is required.

# COSSOR ELECTRONIC INSTRUMENTS

Write for illustrated leaflets about both of these instruments  
A. C. COSSOR LTD., INSTRUMENT DIVISION, DEPT. 1,  
HIGHBURY GROVE, LONDON, N.5  
Telephone: CANonbury 1234 (33 lines)

ALWAYS USE  
COSSOR  
TUBES &  
VALVES

# DUBILIER

## HIGH STABILITY RESISTORS

### Some outstanding features :

1. Dubilier High Stability Resistors have a low temperature coefficient of resistance not exceeding minus 0.03% for values up to 100K $\Omega$  and not exceeding minus 0.04% per °C for values above 100 K to 1 m $\Omega$ .
2. The voltage coefficient is low and does not exceed 0.002% per volt applied. The noise level is very low and is less than 0.5  $\mu$ V per volt applied and in most instances is less than 75% of this value.
3. The resistors have excellent high frequency characteristics with low capacitance of the order of 0.5 pF and with an excellent inductance to resistance ratio.
4. The long term stability is excellent in both working and idling conditions and is of the order of 1%. The resistors are of particularly robust construction and suitable for use under the most stringent conditions.

Catalogue HSR 753 giving details of the full range of Dubilier High Stability Resistors will be sent to you upon request.

DUBILIER CONDENSER CO. (1925) LTD., DUCON WORKS, VICTORIA ROAD, NORTH ACTON, LONDON, W.3  
 Phone: Acorn 2241 (5 lines)

Cables: Hivoltcon, London.

Grams: Hivoltcon, Wesphone, London  
 Marconi International Code



# A.F. MEASURING EQUIPMENT



## POWER OUTPUT METER TYPE 708

- Frequency range of 30 c/s to 30 kc/s
- Power range of 1 milliwatt to 20 watts
- No tapped matching transformer employed
- Input impedances purely resistive over complete frequency range
- Seventeen input impedances from 2 to 5,000 ohms available by switching
- Cannot contribute to the distortion when testing high-power amplifiers

## L.F. SIGNAL GENERATOR TYPE 702

- Frequency range 30 c/s to 30 kc/s
- Frequency stability  $\pm 0.05\%$   $\pm 0.5$  c/s
- A 600 ohm constant impedance attenuator provides steps of 20, 40 and 60 db of attenuation under all output conditions
- A screened and balanced transformer enables balanced, unbalanced and floating outputs to be obtained



*Full details of these or any other Airmec instruments will be forwarded gladly upon request.*


### AIRMEC LIMITED

HIGH WYCOMBE · BUCKINGHAMSHIRE · ENGLAND

Tel.: High Wycombe 2060

Cables: Airmec · High Wycombe





*Grinding Mullard 'Ticonal' permanent magnets to required size.*

**MAGNETIC MATERIALS** Extensive research and manufacturing facilities have established Mullard as the leading producers of magnetic materials. They were the first, for example, to introduce Ferroxcube, the world's most efficient magnetic ferrite; 'Ticonal' anisotropic permanent magnets, renowned for their high stability and high energy output; and Magnadur, an entirely new type of permanent magnet with the insulating properties of a ceramic.

The wealth of experience gained from these developments is available to all users of magnetic materials through the Mullard advisory service. An enquiry to the address below will put a team of specialised engineers at your disposal.



# Mullard

**'TICONAL' PERMANENT MAGNETS · MAGNADUR (Formerly Ferroxdure)  
PERMANENT MAGNETS · FERROXCUBE MAGNETIC CORE MATERIAL**

MULLARD LTD., COMPONENT DIVISION, CENTURY HOUSE, SHAFTESBURY AVENUE, LONDON, W.C.2.



*it's NEW and it's NEWS!*

The tape Recording SENSATION of the SEASON is now available. With an operating height of only just over 5 INCHES the Editor is the smallest MAINS OPERATED, FULLY AUTOMATIC tape recorder on the market. The Editor is EASY TO CARRY, EASY TO OPERATE and EASY TO LOOK AT. For the finest value and quality in any portable recorder we give you . . .



**The Remarkable**



*it's perfect at only* **45 gns**

200-250V. A.C.

—The REALLY portable tape equipment! Covered in high quality leathercloth in various attractive colours.

**H.P. TERMS**

£15 . 15 . 0 Deposit, 12 monthly instalments of 60/-,  
Or 18 monthly instalments of 42/-.

**CREDIT TERMS**

Send only £6 to secure with 8 further monthly payments of £6.

**ACCESSORIES**

The "Editor" is supplied complete and ready for use with the famous Burgoyne crystal desk microphone made specially for this equipment by RONETTE. The Coronation microphone can be supplied as an alternative if desired.

A 1,200ft. reel of high 'coercivity' BURGUYNE tape is also issued with every recorder.

This tape is especially recommended and is available at 35/- per 1,200ft. reel or 21/- per 600ft. reel.

**SPECIFICATION:—**

- ★ Tape speed 7½ in. per second.
- ★ Miniature valves. ★ Twin track heads.
- ★ Three high grade specially designed recording motors provide fast forward run and 50sec. rewind without unlacing tape.
- ★ Independent Bass and Treble Controls for recording and playback.
- ★ Negligible wow and flutter. ★ Overall negative feedback.
- ★ 1,200ft. reel of tape will provide ONE hour playing time.
- ★ High fidelity Record head. ★ Special high grade speaker.
- ★ Provision for external speaker. ★ Positive servo braking on all functions. ★ Amplifier may be used for high quality record reproduction. ★ Extremely high output and brilliant reproductions. ★ Compact size for ease of handling.
- ★ Magic eye recording indicator. ★ Size only 16¼" × 12" × 7" (with lid) ★ Weight only approx. 40 lbs.

*See it and hear it at the Radio Centre*



**MAIL ORDER SUPPLY COMPANY**

The Radio Centre, 33 Tottenham Court Road, London, W.1.

Telephone: MUSeum 6667





# Come to the Radio Centre


Where you can choose from **BRITAIN'S** most comprehensive display of **TAPE RECORDING** equipment. Order in confidence

through the mail if you are unable to call. All our merchandise is fully guaranteed. Send for latest lists.

We recommend

## ★ THE LANE TAPE TABLE

incorporating several new features ensuring even better reproduction and simple handling.



- ★ Three Motors
- ★ Positive Servo braking
- ★ Twin track
- ★ High fidelity heads
- ★ 7 1/2 in. per sec.
- ★ Size 11 1/4 in. x 16 1/2 in.
- ★ For 200-250 v. A.C.
- ★ Only two controls

£17 : 10s. CARR. PAID. H.P. Terms £5/16/8 deposit 12 monthly payments of 22/-, OR ON CREDIT TERMS.

We recommend these Motors for Recording

- ★ **B.S.R.** F.P. 10 clock or anti-clock. 1,400 R.P.M. 4 pole 3in./03 Torque. 38/-.
- ★ **COLLARO** "S" clock or anti-clock — latest release. Specially designed recording motor, 45/6.

We recommend

## ★ BURG YOYNE

high impedance half track Recording and Erase heads. Built-in tape guides. Single hole fixing.



only 37/6d each **ACTUAL SIZE**

**ALL MAKES OF TAPE AVAILABLE** from stock e.g. —E.M.I.; Scotchboy; G.E.C.: Agfa, B.A.S.F.; Ferrovoice Sound Mirror and BURG YOYNE.

and you can choose from the latest releases of the famous—

**— COLLARO — B.S.R. — GARRARD —**  
makes of Gramophone Equipment

We recommend

## The B.S.R. MONARCH AUTOCHANGER at £16 10s.

H.P. terms £5/10/- deposit, 12 monthly payments of 21/8.

## and the B.S.R. REGENT

(G.U.4) 3 speed motor unit with lightweight P/u. £9/4/-. Deposit £3/1/4 and 12 monthly payments of 13/3. 9 MONTH CREDIT TERMS available.


We recommend the very latest

## COLLARO Release

A Transcription unit at an extremely low price, which must sweep the market. In 2 versions.

(A) 3 speed Transcription unit on Banjo, less P/u., £13/9/6. H.P. terms £4/10/- deposit and 12 monthly payments of 18/-.


(B) As above but on Rectangular Plate with Studio P/u. £18/4/9. H.P. terms £6/1/9 deposit and 12 monthly payments of 23/6—undoubtedly the finest unit of its kind.



We recommend for the Connoisseur of sound reproduction (a) Leak Vari slope Pre-amplifier, £12/12/-. (b) Leak Point One TL/12 amplifier, £28/7/-. (c) Leak Radio Tuner, £35. H.P. terms available separately or on the 3 items together at £25/6/4 deposit and 18 monthly payments of 65/-. Also available on 9 month credit terms. Send £9/14/- only to secure.

We recommend this unit

Considerable time in research and experiment was spent to find an inexpensive method of providing complete correction for all recording characteristics as well as compensation for deficiencies in broadcast transmissions.



Only 70/-  
Credit terms: 11/- to secure.

## THE BURG YOYNE TONE CONTROL PRE-AMPLIFIER

This unit provides a wide range of bass and treble control without the need to readjust the main volume control when bass or treble are altered. The use of continuously variable controls is most necessary when dealing with unknown characteristics, for compensation of these can only be done by ear. As the characteristics of the human ear vary with intensity, the compensation required is a function of the loudness of reproduction. With a badly designed tone-control amplifier, the critical listener will find himself indulging in an orgy of knob twiddling which cannot be rationalised. This unit not only avoids introducing distortion into the reproduction, but precisely and easily overcomes the defects of the signal fed into it. The unit is supplied completely assembled and tested. A three-position input switch is incorporated — RADIO 78-33/45.



## MAIL ORDER

Telephone: MUSEum 6667.

THE RADIO CENTRE.



# M.O.S. CREDIT BUYERS GUIDE

We are now able to offer selected merchandise on easy payment terms by means of which equipment can be obtained on payments of only ONE-NINTH of the total purchase price. Payment is spread equally over NINE months.

ITEM	CASH PRICE	TO SECURE SEND ONLY
<b>AMPLIFIERS</b>		
M.O.S. A1	£5 12 6	14 0
Burgoyne A.7	£3 10 0	11 0
Leak Variatone	£12 12 0	£1 12 4
Leak Point One	£28 7 0	£3 12 0
Acoustical Quad	£35 0 0	£4 9 0
Goodsell Williamson	£36 0 0	£4 11 6
Rogers Baby De Luxe	£14 0 0	£1 15 6
<b>GRAMOPHONE UNITS</b>		
Connoisseur 3-speed	£21 7 3	£2 14 2
Garrard 201B5	£22 11 8	£2 17 3
Garrard EC 80 (Motor and Arm only)	£15 11 0	£1 19 6
Monarch Auto	£16 10 0	£2 2 0
Regent GU4/TOH	£9 4 11	£1 4 9
MU10 BSR 2-speed	£3 18 7	12 0
MU14 BSR 3-speed	£6 8 6	18 0
MU15 BSR	£3 0 0	10 0
<b>RADIO UNITS</b>		
Burgoyne RPI	£3 12 6	11 4
Burgoyne RGI	£23 2 0	£2 19 0
Leak Radio Tuner	£35 0 0	£4 9 0
Chapman 85	£21 6 8	£2 14 2
Goodsell S.P. Tuner	£19 5 0	£2 9 2
<b>TAPE RECORDERS AND TABLES</b>		
Grundig Recorder	£84 0 0	£10 13 0
Lanc Table	£17 10 0	£2 2 10
Truvox Table	£23 2 0	£2 19 0
Wearite Deck	£35 0 0	£4 9 0
The Editor Recorder	£47 5 0	£6 0 0

ITEM	CASH PRICE	TO SECURE SEND ONLY
<b>RECORD PLAYERS</b>		
Burgoyne Auto 3-speed	£18 10 0	£2 5 0
Decca 37A	£12 1 6	£1 11 0
Trizette P358	£34 9 10	£4 8 0
Plus A Gram Table Model, 3-speed Auto.	£28 16 9	£3 12 0
Decca 347C/M	£18 8 10	£2 6 0
Decca 33B	£8 19 6	£1 4 0
E.A.R. Auto 3-speed	£24 17 6	£3 2 0
E.B. Non Auto 3-speed	£19 15 0	£2 9 3
Burgoyne Non-auto 3-speed	£12 12 0	£1 11 0
<b>PICK UPS</b>		
Ronette 14KCS W/2 Heads	£3 16 3	12 10
Decca XMS with 2 Heads	£6 9 3	19 0
Connoisseur with 2 Heads	£9 5 6	£1 5 0
Leak Dynamic Ruby LP or 78	£11 11 0	£1 10 0
Acos GP20	£3 6 0	11 0
<b>CATHODE RAY TUBES</b>		
MW6-2 Proj.	£8 6 10	£1 3 0
9in. Mullard	£12 10 3	£1 12 2
12in. Mullard	£16 13 8	£2 2 2
14in. Mullard	£19 9 3	£2 9 2
17in. Mullard	£23 12 8	£2 19 10
12in. Brimar	£17 14 6	£2 4 0
14in. Brimar	£20 10 0	£2 13 2
17in. Brimar	£24 13 6	£3 2 0
16in. English Elec.	£22 4 10	£2 17 0

This is only a selection from our available stock on easy Credit or H.P. payment terms. Send us your order for whatever your requirement may be. Add sufficient for carriage and packing at the rate of 6d. per £1.

## HIRE PURCHASE BUYERS GUIDE

TEST GEAR BY :-	CASH	DEPOSIT	12 MONTHLY PAYMENTS
<b>AVO</b>			
Heavy Duty Meter	£15 0 0	£5 0 0	£1 1 0
Model 7 or 40 Meter	£19 10 0	£6 10 0	£1 6 0
Universal Minor	£10 10 0	£3 10 0	15 0
Signal Generator, Mains or Battery	£30 0 0	£10 0 0	£1 19 0
Universal Bridge	£34 0 0	£12 0 0	£2 2 0
Electronic Test Meter	£40 0 0	£13 6 8	£2 10 0
Valve Characteristic Meter	£40 0 0	£20 0 0	£3 15 0
D.C. Minor	£5 5 0	£1 15 0	£1 9 2
Model 8 Meter	£23 10 0	£7 16 8	£1 10 4
Leather cases for 7, 8, 40 and heavy duty meters	£3 0 0	£1 0 0	5 0
<b>ADVANCE</b>			
Audio Generator H.1	£25 0 0	£8 6 8	£1 13 0
Signal Generator E.2	£28 0 0	£9 6 8	£1 16 6
Signal Generator J.1	£35 12 0	£11 17 4	£2 5 6
<b>TAYLOR</b>			
20B Circuit Analyser	£15 15 0	£5 5 0	£1 1 6
44A Montrose Meter	£2 10 0	—	—
45B Valve Tester	£25 10 0	£8 10 0	£1 12 6
66A Signal Generator	£22 10 0	£7 10 0	£1 10 0
70A Universal Meter 1,000 opv.	£12 10 0	£4 3 4	17 3
71A Universal Meter 1,000 opv.	£12 10 0	£4 3 4	17 3
72A Universal Meter 1,000 opv.	£16 0 0	£5 6 8	£1 1 2
75A Universal Meter, 20,000 opv.	£15 0 0	£5 0 0	£1 0 6
77A Universal Meter, 20,000 opv.	£15 0 0	£5 0 0	£1 0 6
85A/P Universal Meter, 20,000 opv.	£19 10 0	£6 10 0	£1 6 0
88A Universal Meter	£21 10 0	£7 3 4	£1 7 9
90A Universal Meter	£15 15 0	£5 5 0	£1 1 6
110C Bridge	£14 10 0	£4 10 0	£1 0 0
120A Universal Meter, 20,000 opv.	£9 0 0	£3 0 0	13 4
130A Insulation Circuit Tester	£15 0 0	£5 0 0	£1 0 6
170A Electronic Test Meter	£24 0 0	£8 0 0	£1 11 6
190A Audio Oscillator	£22 10 0	£7 10 0	£1 9 0
240A Pattern Generator	£14 0 0	£4 13 4	19 0
260A T.V. Wobbulator	£36 15 0	£12 5 0	£2 6 0
<b>COSSOR Tele-check</b>			
Double Beam Scope 1035	£27 0 0	£9 0 0	£1 15 0
Portable Oscillograph 1039	£23 10 0	£20 0 0	£7 17 6
	£28 0 0	£9 6 8	£1 16 2
<b>EVERSHED Wee-Megger</b>			
	£20 14 0	£6 18 0	£1 6 8
<b>HUNTS Bridge</b>			
	£14 14 0	£4 14 0	£1 0 0
<b>PULLIN Universal Test Meter</b>			
	£11 11 0	£2 0 0	£1 0 0
<b>PULLIN RC Bridge/Valve Volt-meter</b>			
	£40 0 0	£10 0 0	£2 17 6
<b>AMPLION D.C. Test meter</b>			
	£5 0 0	£1 0 0	10 0
<b>B.P.L. Foundation Meter 1 m/a. F.S.D. 3in. (rush mtg.)</b>			
	£3 10 0	£1 3 4	7 0
<b>B.P.L. 0-500 Microamps 3in. meter (rush mtg.)</b>			
	£3 10 0	£1 3 4	7 0
<b>B.P.L. Universal Meter</b>			
	£5 10 0	£1 10 0	10 0
<b>RADAR Kilovoltmeter</b>			
	£3 17 6	£1 6 0	7 6

LOUDSPEAKERS BY :-	CASH	DEPOSIT	12 MONTHLY PAYMENTS
<b>GOODMANS</b>			
Audion 60	£8 12 6	£2 17 6	12 11
Axion 102	£9 18 0	£3 6 0	14 4
Axion 150	£10 5 6	£3 8 6	14 9
<b>W.B.</b>			
Tweeter Unit	£3 15 6	£1 5 0	7 6
Concentric Duplex 10in., with transformer	£10 15 6	£3 12 0	15 4
Less transformer	£9 7 6	£3 2 6	13 9
Concentric Duplex 12in.	£23 16 0	£7 19 0	£1 10 9
With transformer	£22 11 0	£7 10 4	£1 9 6
<b>High Fidelity Units:</b>			
6in. HF 610	£2 10 6	16 10	6 0
8in. HF 810	£3 0 6	£1 0 2	6 6
9in. HF 912	£3 7 0	£1 2 4	6 11
10in. HF 1012	£3 13 6	£1 4 6	7 3
<b>Extension Speakers in cabinets:</b>			
Senior	£7 17 6	£2 12 6	12 1
Junior	£7 3 9	£2 7 11	11 4
Cadet	£6 2 3	£2 0 9	10 1
Baby	£3 14 3	£1 4 9	7 3
Windsor	£2 15 0	18 4	5 10
Stuart	£3 6 0	£1 2 0	6 10
Tudor	£3 19 6	£1 6 6	7 6
Twin Corner Reflex Console	£23 14 9	£7 18 3	£1 10 9
<b>WHARFEDALE</b>			
W5	£2 0 0	—	—
Super 5	£6 13 3	£2 4 5	10 9
Bronze 8	£3 3 11	£1 1 4	6 6
Bronze 8 A/L	£3 10 8	£1 3 7	6 11
Super 8	£5 13 3	£1 17 9	9 7
Super 8cs	£6 6 7	£2 2 2	10 1
Super Scsal	£6 13 3	£2 4 5	10 9
Bronze 10in.	£4 12 8	£1 10 11	8 2
Golden 10in.	£7 13 3	£2 11 0	11 10
Golden 10csb.	£2 6 7	£2 15 6	12 7
W10CSB	£18 6 6	£4 2 6	16 11
W12CS	£9 15 9	£3 5 0	14 2
Super 12 CSAL	£18 0 0	£5 6 8	£1 1 2
W15	£15 10 0	£5 3 4	£1 0 7
W15CS	£16 0 0	£5 6 8	£1 1 2

This is only a selection of equipment available on H.P. We will supply any requirement, if available, on similar terms.

## SUPPLY COMPANY

33 Tottenham Court Rd., London, W.1 Telephone: MUSeum 6667



# Taylor

model 66A

## signal generator



A newly designed R.F. Signal Generator of improved performance and reliability. Wide range and accuracy make it the ideal instrument for modern Radio and Television work.

**RANGES.** 100-320 Kc/s. 3.2-10 Mc/s. 320-1,000 Kc/s. 10-30 Mc/s. 1,000-3,200 Kc/s. 30-80 Mc/s. 60-160 Mc/s. (2nd harmonic.)

Ease of reading ensured by direct reading fundamental frequency calibration 100 Kc/s to 80 Mc/s on long clearly marked scales, 55 inches in total length.

**ACCURACY.** Frequency calibration accuracy is within  $\pm 1$  per cent.

**R.F. OUTPUT.** Modulated or unmodulated R.F. output is available up to 100 millivolts at all frequencies. A well screened co-axial output lead is provided, 75 ohms impedance. The terminating unit offers choice of two output levels and incorporates an artificial aerial.

**ATTENUATION.** Coarse and fine low impedance, attenuators control the R.F. output over a total range of 100 db, minimum output 1 microvolt.

**MODULATION.** Provided by a separate internal oscillator of good waveform, operating at 400 cycles per second and modulating to a depth of approximately 30 per cent. This oscillator is also used to provide an Audio Frequency output variable up to approximately 1 volt.

**SCREENING.** Scientifically designed double screening eliminates all unwanted R.F. leakage.

**CASE.** Metal, baked on crackle finish, with duo-tone enamelled panel. Sturdy leather strap handle for ease in carrying.

Weight, 14lbs. nett. (6.4 Kg. nett). Dimensions, 8 x 9 x 13½ ins. (20 x 22.5 x 33.5 cms.).

**POWER SUPPLY.** 105-125 volts and 200-250 volts A.C. 40-100 c.p.s.

**Price £22.10.0**


Available on Hire Purchase

**OTHER TAYLOR PRODUCTS:**  
**MULTIRANGE A.C./D.C. TESTMETERS:** A.C.  
**BRIDGES:** CIRCUIT ANALYSERS: CATHODE  
**RAY OSCILLOGRAPHS:** HIGH AND LOW RANGE  
**OHMMETERS:** OUTPUT METERS: INSULATION  
**TESTERS:** MOVING COIL INSTRUMENTS.

Write for catalogue.

**TAYLOR ELECTRICAL INSTRUMENTS LTD.,**

Montrose Avenue, Slough, Bucks. Telephone: Slough 21381



**POST THE COUPON TODAY FOR OUR BROCHURE ON THE LATEST METHODS OF HOME TRAINING FOR OVER 150 CAREERS AND HOBBIES**

**THE ADVANTAGES OF E.M.I. TRAINING**

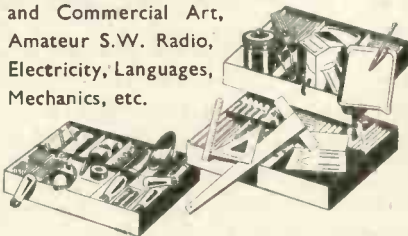
★ Your training is provided by the only Postal College which is part of a world-wide Industrial Organisation.

- ★ The teaching methods are planned to meet modern industrial requirements.
- ★ We offer training in all subjects which provide lucrative jobs or interesting hobbies.
- ★ The student is taken carefully and thoroughly through his chosen subject.
- ★ A tutor is personally allotted by name to ensure private and individual tuition.
- ★ Free advice covering all aspects of training is given to students before and after enrolment with us.

**NEW**

**LEARN THE PRACTICAL WAY**

With many courses we supply actual equipment thus combining theory and practice in the correct educational sequence. The equipment, specially prepared and designed, remains your property. Courses include: Radio, Television, Electronics, Draughtsmanship, Carpentry, Photography and Commercial Art, Amateur S.W. Radio, Electricity, Languages, Mechanics, etc.



**PRIVATE AND INDIVIDUAL TUITION IN YOUR OWN HOME**

Accountancy	Customs & Excise Officer	M.C.A. Licences	Secretaryship
Advertising	Draughtsmanship	Mechanical	Sheet Metal Work
Aeronautical	Economics	Engineering	Shorthand & Typing
Engineering	Electrical	Motor Engineering	Sound Recording
Automobile	Engineering	Photography	Structural
Engineering	Electronics	P.M.G. Licences	Engineering
Banking	Fashion Drawing	Police	Production
Book-keeping	Heating & Ventilating	Production	Tele-communications
Building	Engineering	Public Speaking	Television
Business	Industrial Administration	Radar	Time & Motion Study
Management	Journalism	Radio & Television	Tracing
Carpentry	Language	Service	Welding
Chemistry	Marine	Refrigeration	Writing
Civil Service	Engineering	Retail Shop	Workshop Practice
Civil Engineering	Mathematics	Management	Works Management
Commercial Subjects		Salesmanship	and many others.
Commercial Art & Drawing		Sanitation	

Also courses for University Degrees, General Certificate of Education, B.Sc.Eng., A.M.I.Mech.E., L.I.O.B., A.C.C.A., A.C.I.S., A.M.Brit.I.R.E., A.M.I.I.A., City & Guilds Examinations, R.S.A. Certificates, etc.

**Courses from £1 per month**

**EMI**

**INSTITUTES**

**THE ONLY POSTAL COLLEGE WHICH IS PART OF A WORLD-WIDE INDUSTRIAL ORGANISATION**

**POST THIS COUPON TODAY**

Please send without obligation your FREE book.

E.M.I. INSTITUTES Dept. 127k,

43 Grove Park Road, London, W.4. Phone: Chiswick 4417/8.

NAME .....

ADDRESS .....

SUBJECT(S) OF INTEREST .....



# Osram

FOR USE IN  
EQUIPMENT  
SUBJECT TO  
CONDITIONS OF  
**VIBRATION**  
AND  
**SHOCK**



SPECIAL SERVICE

## VALVES

The Osram 'Q' series of Special Service Industrial Valves have been specially designed to give improved performance under abnormal conditions of vibration and shock. For example in Aircraft Radio systems, Marine communications, Mobile equipment, Industrial plant control, etc. Their design is based on the field performance of a


number of the most popular Osram types, but many additional operations have been added to the standard process of manufacture. These features allied to strict statistical quality control at all stages of manufacture ensure a high order of dependability under onerous operating conditions so vital in equipment that can be completely shut down as the result of the failure of a single component.

INITIAL LIST OF SPECIAL SERVICE INDUSTRIAL VALVES

TYPE No.		ELECTRICAL CHARACTERISTICS AS			LIST PRICE
		OSRAM TYPE No.	R.T.M.A. No.	SERVICES No.	
QA 2400	Miniature vari-mu R.F. pentode.	W77	—	CV 131	19 6
QA 2401	Miniature triode.	L77	6C4	CV 133	15 0
QA 2402	Miniature output pentode.	N77	6AM5	CV 136	19 6
QA 2403	Miniature R.F. pentode (high slope, sharp cut-off).	Z77	6AM6	CV 138	1 6 3
QA 2404	Miniature double diode.	D77	6AL5	CV 140	13 6
QA 2405	Transmitting double tetrode.	TT15	—	CV 415	6 7 6
QA 2406	Miniature double triode.	B309	12AT7	CV 455	1 6 3
QA 2407	Miniature full wave rectifier.	U78	6X4	CV 493	15 9
QA 2408	Double triode, octal base.	B65	6SN7GT	CV 1988	1 6 3

Full data and information on the Osram 'Q' Special Service Industrial Valves is contained in leaflet OV2022. Write for a copy today to the Osram Valve and Electronics Dept.





**BAIRD  
SOUNDMASTER**

**TAPE RECORDER**

*de Luxe*



**BAIRD TELEVISION LTD. LANCELOT ROAD · WEMBLEY · MIDDLESEX**

Now - a truly High-Fidelity, High-Sensitivity

MOVING-COIL MICROPHONE BY

**GOODMANS**

- the Z33



Reg. Design No. 870751.

**SOME BRIEF DETAILS**

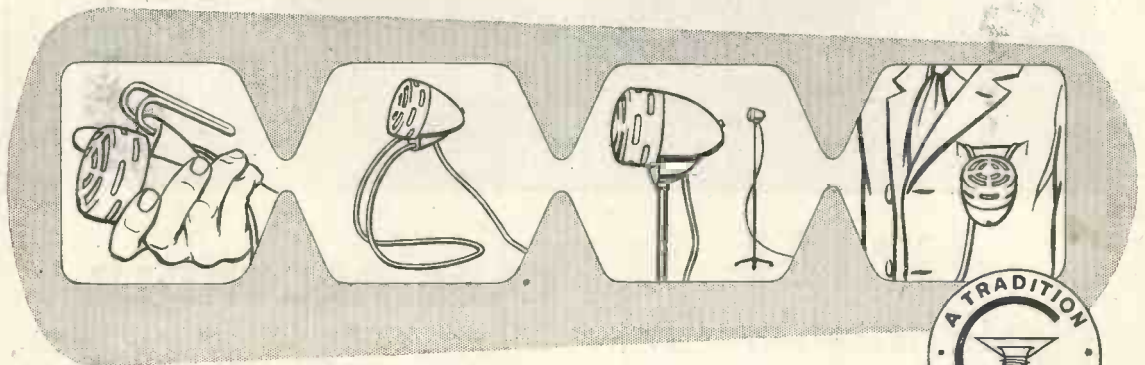
- ★ **Output Impedance** (standard model) 20 ohms.
- Sensitivity** (20 ohms. Imp.) — 87 db. with respect to 1 volt per microbar.
- Sensitivity (Hi Z)** — 55 db. with respect to 1 volt per microbar.
- Frequency Response** 50 to 10,000 c/s with variation not more than  $\pm 5$ db.
- Dimensions** Overall Length 3½ in. Max. diameter 3 in.
- Weight** (including 10ft. screened cable) 14 ozs.  
As above with transformer 16 ozs.
- Finish** Main body, Polychromatic Old Gold. Front Cover and wire base anodised and dyed gold.
- ★ **Models also available with built-in matching transformer providing 200 ohms 600 ohms and Hi Z impedances.**

Incorporating recessed "ON-OFF" switch

When a microphone is offered by a concern that has been a pioneer in high-fidelity reproducers for more than three decades, it is logical to expect it will be one that will satisfy the most discerning and critical user. The "Z33" is indeed such an instrument, for it sets a new and higher standard in performance and application. Moreover, its chaste appearance breaks new ground in modern design.

The illustrations below show its great versatility. This coupled with its **GREATER SENSITIVITY, WIDER RESPONSE RANGE and FREEDOM FROM "PEAKING,"** and the **VIRTUAL ABSENCE OF WIND NOISES,** makes it the ideal instrument for

**TAPE and DISK RECORDING**  
**PUBLIC ADDRESS WORK**  
**SOUND DUBBING ON CINE FILM**  
**OFFICE and WORKS "INTERCOM"**



Full details are given in Folder No. M/I/W  
gladly sent on request.

**GOODMANS INDUSTRIES LIMITED**  
AXIOM WORKS · WEMBLEY · MIDDLESEX · ENGLAND


Telephone:  
Wembley 1200  
(8 lines)



# Level Stabilised Video Oscillator

10 KC/S—10 MC/S

An outstanding feature of the Wayne Kerr Video Oscillator Type O.222A is a thermistor bridge circuit stabilising the amplitude. Once set the output level will remain constant within 0.5 db while the oscillator frequency is varied over its full range of 10 kc/s to 10 Mc/s. Another advantage is its special facility for indicating the modulus of the load impedance to which the instrument is connected.



General view of the duplicate transmitters, distribution amplifiers, and testing equipment in the temporary television station at Truleigh Hill, near Brighton. The Wayne Kerr oscillator is used for checking the response characteristics of the vision transmitters over their full bandwidth.

Photograph by courtesy of the B.B.C.




In transportable case £155, or for standard 19" Rack mounting £148.

## SPECIFICATION

Frequency Range:	10 kc/s—10 Mc/s in 6 ranges
Frequency Stability:	better than 1 in $10^3$ in 1 hour
Frequency Accuracy:	1%
Output Range:	+10 db to -50 db on 1V p-p.
Output Level:	Constant to $\pm 0.5$ db at any frequency
Output Impedance:	75 ohms [setting]
Total Harmonic Content:	less than 1%



**R. C. OSCILLATOR  
AND AUTOMATIC  
FREQUENCY MONITOR**



An instrument of exceptionally high accuracy and stability—the output frequency of which is automatically measured and presented in decimal notation.

Range	10c/s to 100kc/s
Accuracy	$\pm 0.005\%$
Output	0 to 30 volts r.m.s. metered
Attenuator	0 to 110db in 1db steps (constant 600 $\Omega$ )

The equipment will measure any frequency in the range 10c/s to

100kc/s and any time in the range 10 $\mu$ sec to 10<sup>4</sup>sec both to an accuracy within  $\pm 0.005\%$ . It will also count up to a maximum rate of 10<sup>5</sup> pulses/second.

## **CINEMA-TELEVISION LIMITED**

A Company within the J. Arthur Rank Organisation

**WORSLEY BRIDGE ROAD · LONDON · SE26**

Telephone Hither Green 4600

SALES AND  
SERVICING AGENTS

F. C. Robinson & Partners Ltd.,  
287 Deansgate, Manchester, 3

Hawnt & Co., Ltd.,  
59 Moor St. Birmingham, 4

Atkins, Robertson & Whiteford Ltd.,  
100 Torrisdale Street, Glasgow, S.2.

# DEPTH PERSPECTIVE . . .


The ability of a reproducer in separating the instruments of an orchestra is dependent among other factors upon the area from which the sound appears to emanate. Many experimenters will have found that a larger area appears to improve orchestral analysis but that it detracts from the realism of solo instruments and the human voice. In the Corner Ribbon Loudspeaker, the sound source is small and forward, but it radiates a proportion of sounds in nearly all directions, including upwards and to the rear. The sound pattern reproduced from solo instruments is very similar to that obtained in nature and it is probably the only loudspeaker which can be used in direct comparison laboratory tests to give a complete illusion of most instruments to a critical audience.

With an orchestra, the larger microphone distances influence the acoustics of the recording so that the apparent sound source in the loudspeaker recedes. Reflections from the back radiation add to the area of sound so that it now appears to emanate from an opening of eight to ten square feet. The above is just one of the reasons why the Corner Ribbon Loudspeaker gives an analysis of sound in natural perspective.

THE CORNER RIBBON  
LOUDSPEAKER

**£95** *controlled sale*

*A booklet describing the development of this loudspeaker is available on request*




**ACOUSTICAL**  
MANUFACTURING CO LTD  
HUNTINGDON • HUNTS • TEL. 361



# How many positions?


12



18



24



NSF-Oak rotary switches are available for circuit selection in radio, radar and telecommunications equipment requiring multi-position switches of up to 24 positions in number. The types illustrated are DH, DL and G respectively.

When considerations of space demand a miniature switch, the type DM, which will provide switching up to 11 selected positions, is available.

These switches all incorporate the many well-proven features of design on which has been built the NSF-Oak reputation for reliability and efficiency. Where automatic selection is desired NSF-Oak switches may be used in combination with the NSF-Ledex Rotary Solenoids.

NSF engineers will be pleased to co-operate with equipment designers on any matters relating to multiple circuit selection whether operated manually or automatically.



**N.S.F. LIMITED**  
KEIGHLEY • YORKS

Phone: Keighley 4221/5

Grams: ENESEF, Keighley



LONDON OFFICE: 9 Stratford Place, W.1. Phone: Mayfair 4234


Sole licensees of Oak Manufacturing Co., Chicago, and G. H. Leland Inc., Dayton, U.S.A. • Licensees of Igranic Electric Co. Ltd. for the above products of Cutler-Hammer Inc., Milwaukee, U.S.A. • The products of N.S.F. Limited are protected by patents, and patent applications, in the United Kingdom and other countries

# Build Your Own Tape Recorder

## ALL PARTS PRECISION ENGINEERED


- ★ 3 Speeds—3½ in., 7½ in. and 15 in. per sec. ★ Simple speed change.
- ★ 3 Motors. ★ Fast Forward—Fast Rewind. ★ Everything controlled from ONE SWITCH. ★ Heavy flywheel. ★ New type Drive. ★ Provision for 9½ in. Spools and two or three high or low impedance full or half track heads.
- ★ Capstan, flywheel and drive assembly on Cast mounting.

Main plate (Drilled—16½ in. x 14½ in.)...	52/6
Capstan assembly .....	65/-
Switch unit .....	37/6
Tape Holder assembly .....	22/6
Pinch Roller assembly .....	15/-
Brake assembly .....	16/6
Capstans—7½ in., 7/- ; 15 in. ....	7/6
Motors, each .....	38/6



(Send S.A.E. for detailed list)

### THE "LINCOLN" OSCILLATOR COIL



Completely enclosed in "Neosid" former ensuring minimum external field. Unusually good waveform with maximum amplitude at 45 Kc/s. Lettered tag panel connections and one-hole fixing.

Overall size, 1½ in. x 1½ in. x 1 in. PRICE 12/6. (Post 6d.)

### HEADS


Made of finest quality magnetic steel laminations, precision machined to fine limits. Full or half track. High or low impd. Record/Playback or Erase.

37/6



"LINCOLN" SPOOL ADAPTORS 5/9 Each Post 3d.

### "LINCOLN" HI-FI AMPLIFIER



A novel arrangement in this amplifier permits connection of output valves as either TRIODES or TETRODES with outputs of 3 or 10 watts. Bass and Treble lift and cut. Negative feedback.

PRICE: 18 Gns.

### MICROPHONES

ACOS Mic/22 .....	£4 4 0
GRAMPIAN M/c .....	£4 12 6
RESLO Ribbon .....	£7 5 0
RESLO M/c .....	£6 0 0
ROTHERMEL Xtal 2AD56 .....	£3 3 0

(All other types available)



### "Q-MAX" MODEL G.D.O.I.A. GRID DIP OSCILLATOR

is an ideal instrument for the determination of tuned circuit resonant frequency, tuning transmitters without application of power, for the determination of coll. mutual and stray inductances and both fixed and stray capacitances. Covers 1.5 to 300 Mc/s in eight ranges. PRICE: 12 Gns. Complete.

eight ranges. PRICE: 12 Gns. Complete.

### AMPLIFIERS

LEAK (Incl. Vari-slope) .....	£40 19 0
Q.U.A.D. ....	£35 0 0
GOODSELL (Williamson) .....	£33 5 0
GOODSELL Pre-amp. FU/TC. ....	£12 12 0

### TUNER UNITS

LEAK .....	£34 19 0
Q.U.A.D. ....	£24 10 0

### WILLIAMSON AMPLIFIER

Complete stock of all SPECIFIED Components, precision condensers and resistors.

### SPEAKERS

Full ranges of

WHARFEDALE (Incl. Xover units), B.T.H., ROLA, CELESTION, GOODMAN (Incl. Audions and Axioms), DECCA Corner Unit.	
W.B. incl. Pressure Unit. ....	75/6
and the new H.F. 1012 10in. 10w. 30-14,000 cycles .....	73/6

### BOOKS

Sound Reproduction—Briggs .....	17/6
Loudspeakers—Briggs .....	7/6
Amplifiers—Garner .....	15/6
Osram and Brimar Valve Manuals, each .....	5/-
Radio Dsgnrs. Hbk.—Langford-Smith .....	42/-
Magnetic Tape Recording .....	4/6
Radio Fundamental—Almstead .....	12/-

### "Q-MAX" CHASSIS CUTTERS

Used by all Governmental services, radio and electrical manufacturers and leading industrial companies.

A VITAL TOOL, NOT A TOY  
STILL the easiest and quickest way of cutting holes in SHEET METAL

each	
3/8" or 1/2" ...	11/6
1/2" or 3/4" ...	12/6
1/2" or 1 1/4" ...	14/9
1 1/4" or 1 1/2" ...	16/6
1 1/2" or 1 3/4" ...	18/6
2" .....	30/-
2 1/2" .....	35/-
3" square .....	23/-
Keys, small .....	10d.
10d., medium .....	10d.
1/3, large, 1/9.	



Patent No. 619178

SPECIAL PRICE FOR COMPLETE SET £10.

### LATEST GARRARD GRAM. UNITS

TA/AC—3 speed unit (less heads) .....	£7 11 1
RC90—3 speed changer with manual speed adj. (less heads) .....	£17 16 6

Heads for above:

GC/2—T/O Xtal—50 c/s-10 Kc/s* .....	£1 19 9
TOM/2—T/O Magnetic .....	£2 2 5
ACOS HGP/35-1. Std. or LP 50 c/s-13 Kc/s.* .....	£2 2 11

(\* with simple compensation.)

Also available—

RC75A—3 sp. auto (less heads) .....	£13 8 4
RC80—3 sp. auto (less heads) .....	£15 1 6
BSR GU4A—3 sp. Xtal T/O head .....	£9 4 11
GU4M—3 sp. Decca XMS heads .....	£12 17 -
CONNOISSEUR 3 speed .....	£21 17 3

### HEADS, etc.

ACOS GP20. Std. or LP. Head and arm. ....	£3 6 1
GP19. Std. or LP. Head only .....	£1 19 8
GP30. T/O Pick-up .....	£3 6 1
HGP/40. Std. or LP. Head and arm .....	£3 12 8
HGP/39. Std. or LP. Head only .....	£2 2 3

### CONNOISSEUR (25Ω or 400Ω)

Std. or LP Head and arm. ....	£5 19 3
Extra heads .....	£3 6 3
Transformer for 400Ω model. ....	13 0

### DECCA

XMS with latest type "H" LP head .....	£3 15 0
Extra heads .....	£2 14 8

### LEAK


LP or Std. Ruby stylus .....	£11 11 0
LP or Std. Diamond stylus .....	£17 10 0
Transformer for above .....	£2 15 0

### GARRARD

Astatic T/O Xtal head .....	£1 19 9
Miniature M.C. heads .....	£1 4 7

(Replacement Cartridges and Styli available for all types.)

### 8-VALVE ARMSTRONG SUPERHET



8 watts push-pull output, Negative feedback, Bass and Treble controls. Short, medium and long wavebands. (Other Armstrong models in stock.) £23/13/0

HIRE PURCHASE TERMS AVAILABLE ON PURCHASES OVER £10

# BERRY'S (SHORT WAVE) LTD.

25 HIGH HOLBORN, LONDON, W.C.1

TEL.: HOLBORN 6231

FULLY ILLUSTRATED CATALOGUE 6d. POST FREE

# Marconi V.H.F.



## Test Set

### Type TF 982

## For Mobile Transceivers

For the overall checking of a.m. transmitters and receivers, particularly of the mobile type, the Test Set is primarily a v.h.f./i.f. signal generator with 1,000 c/s modulation facilities; it may also be used as an a.f. and r.f. power meter, a variable-level a.f. source, an r.f. local field detector and a five-range a.c./d.c. test meter.

The signal generator section provides four v.h.f. ranges covering from 60 to 200 Mc/s and four i.f. ranges, each having a bandwidth of 250 kc/s, centred at 1.6, 2.1, 4.86 and 5.0 Mc/s respectively. Facilities are provided for crystal standardisation at the centre frequency of each i.f. range. The v.h.f./i.f. output is derived via a step attenuator and terminating unit giving

calibrated outputs from  $2\mu\text{V}$  to 2 mV at 52 and 75 ohms; uncalibrated outputs up to a maximum of 400 mV are also available.



# MARCONI INSTRUMENTS


Signal Generators • Bridges • Valve Voltmeters • Q. Meters • Wavemeters  
Frequency Standards • Wave Analysers • Beat Frequency Oscillators

MARCONI INSTRUMENTS LTD • ST. ALBANS • HERTS • TELEPHONE: ST. ALBANS 6161/7

Midland Office: 19 The Parade, Leamington Spa      Northern Office: 30 Albion Street, Kingston-upon-Hull  
Export Office: Marconi House, Strand, London, W.C.2



# Electronic Development...



**NEEDS**

**T-T  
LOW LOSS  
CERAMICS**

**GOOD DELIVERY**

**COMPETITIVE PRICES**

For full particulars  
OF ALL LOW LOSS CERAMICS SUITABLE  
FOR ELECTRONIC DEVELOPMENT

write to

**TAYLOR TUNNICLIFF (REFRACTORIES) LTD**

ALBION WORKS, LONGTON, STOKE-ON-TRENT

Telephone : Longton 33122

London Office : 125 HIGH HOLBORN, LONDON, W.C.1 Tel : HOLBORN 1951/52

**G.E.C.**

**Q  
U  
A  
R  
T  
Z  
C  
R  
Y  
S  
T  
A  
L  
U  
N  
I  
T  
S**

**for Long Term Stability**

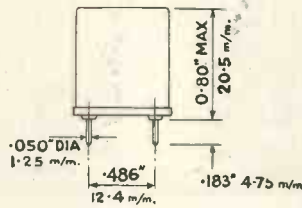
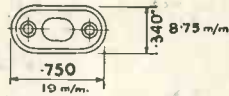
**Q.C. 327**

Frequency range 6,000 Kc/s to 16,000 Kc/s  
Tolerance  $\pm 0.01\%$  or  $\pm 0.005\%$

Type BA,  
frequency change not exceeding 0.01% from 0°C to +70°C

Type DA,  
frequency change not exceeding 0.01% from -30°C to +45°C

Type EA,  
frequency change not exceeding 0.002% from +65°C to +80°C



Gross weight 3.5 ozs (99 gms)  
Nett weight 0.15 oz (4.25 gms)

This style holder corresponds to Inter Services style D and the U.S. style H.C./6 U.

For further details please apply to :-

**SALFORD ELECTRICAL INSTRUMENTS LTD.**

A SUBSIDIARY OF THE GENERAL ELECTRIC CO. LTD. OF ENGLAND  
**PEEL WORKS SILK ST. SALFORD 3 LANCS**

**When . . .**

equipping an electronics laboratory how do you select your instruments? Why not follow the lead of almost all large companies in the communications industry and



**consult . . .**

# LIVINGSTON LABORATORIES LTD

*Specialists in Electronic Instruments for the Industry*

*Many large companies who have their own specialist test engineering departments nevertheless consult us.*

**why ?**

**because . . .**

of our specialized knowledge of the market — deliveries, prices, schedules, etc. — all information available from one source.

**because . . .**

we carry many hundreds of new and renovated instruments in stock for quick delivery, and have current stock orders with manufacturers for most popular items.

**because . . .**

we give impartial technical advice and opinion; Technical accuracy is the first consideration.

**because . . .**

facilities are available for comparative tests in our laboratories, so that the suitability of a particular instrument for a specific job can be determined.

**because . . .**

all such matters are dealt with by technical men who fully understand the difficulties — and have long experience in overcoming them.

Some of the manufacturers whose instruments, new or renovated, are on our shelves and at your service: Advance, Airmec, Avo, Boonton, Cambridge, Cintel, Cossor, Dawe, Dumont, Electronic Instruments, Elliot, E.M.I., English Electric, Furzehill, G.E.C., General Radio, Hewlett Packard, Leland Instruments, Marconi Instruments, Measurements Corporation, Muirhead, Murphy, Nagard, Phillips, Pye, R.C.A., Samwell & Hutton, Servomex, Solartron, Sullivan, Telequipment, Wayne Kerr, Weston, etc.

New instruments at manufacturers' standard prices, renovated instruments (to meet their original specifications), at the lowest prices consistent with our high standards of renovation.

RETCAR STREET, DARTMOUTH PARK HILL, LONDON, N.19

Telephone: ARCHWAY 6251/2



WE PROVIDE

THE

*Link*

V. H. F.

H. F.

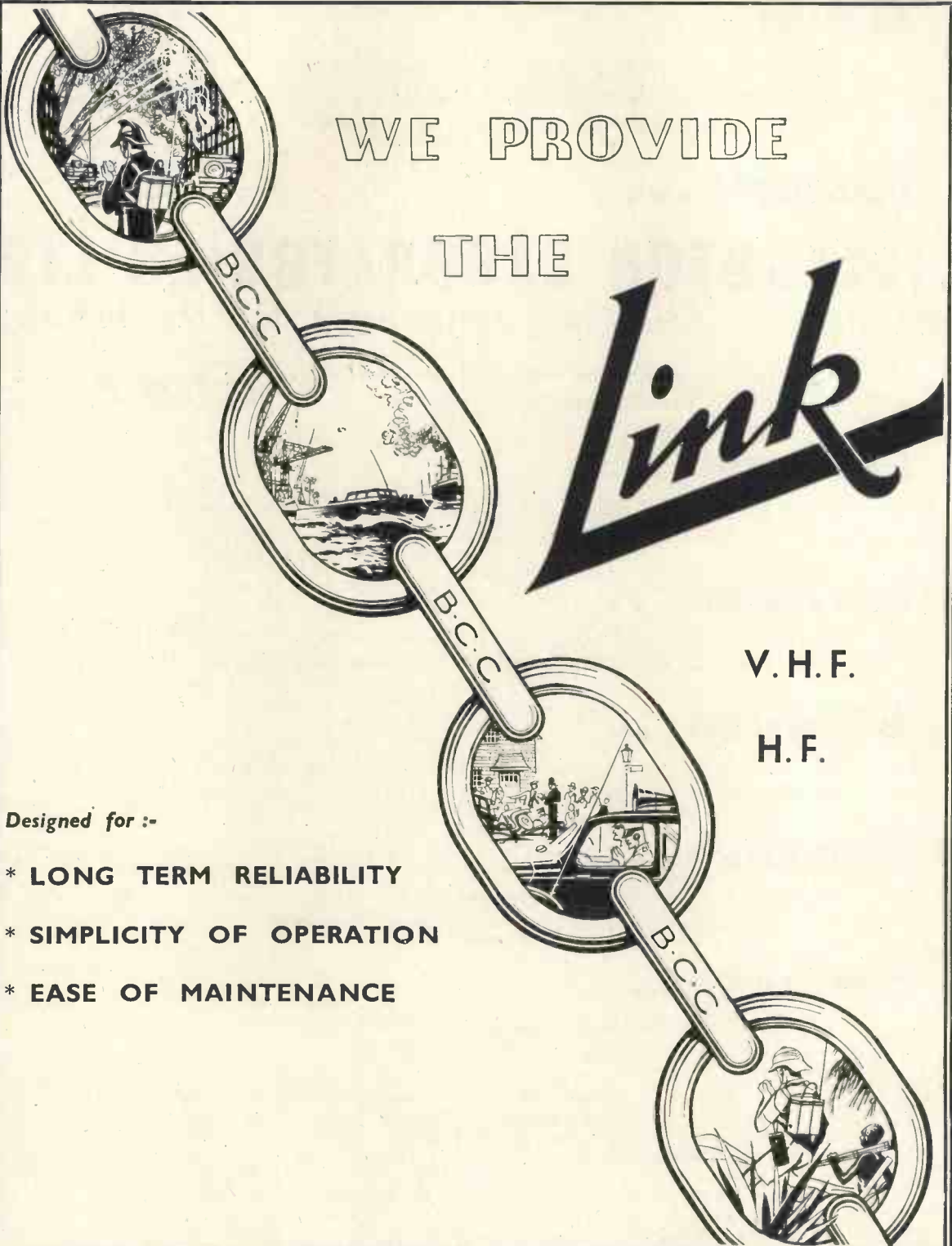
Designed for :-

- \* LONG TERM RELIABILITY
- \* SIMPLICITY OF OPERATION
- \* EASE OF MAINTENANCE



**BRITISH COMMUNICATIONS CORPORATION LIMITED**

Second Way, Exhibition Grounds, Wembley, Middlesex. Telephone : Wembley 1212



# THE SENSATION OF THE RADIO SHOW

*A chorus of praise  
from both experts  
and public!*



Prov. Pat.  
10037/53

## Stentorian HIGH FIDELITY UNITS

**MODEL H.F.610.** 6" Steel unit, incorporating 10,000 gauss magnet. Handling capacity, 3 watts. Frequency response, 60 c.p.s.-12,000 c.p.s. Bass resonance, 70 c.p.s. Price **£2. 10. 6**  
(Tax Paid)

**MODEL H.F.810.** 8" Steel unit, incorporating 10,000 gauss magnet. Handling capacity, 5 watts. Frequency response, 50 c.p.s.-12,000 c.p.s. Bass resonance, 65 c.p.s. Price **£3. 0. 6**  
(Tax Paid)

**MODEL H.F.912.** 9" Die-cast unit, incorporating 12,000 gauss magnet. Handling capacity, 7 watts. Frequency response, 40 c.p.s.-13,000 c.p.s. Bass resonance, 45 c.p.s. Price **£3. 7. 0**  
(Tax Paid)

**MODEL H.F.1012.** 10" Die-cast unit, incorporating 12,000 gauss magnet. Handling capacity, 10 watts. Frequency response, 30 c.p.s.-14,000 c.p.s. Bass resonance, 35 c.p.s. Price **£3. 13. 6**  
(Tax Paid)

*Transformer available if required.*

When we showed our new High Fidelity units at the Radio Show, we knew we had something exceptional to offer — the experts who had tested these speakers had been most enthusiastic about their merits.

But — we did not anticipate such an overwhelming response from the public, far in excess of any reaction we have experienced in the past 27 years. Without exception, visitors to our Stand were amazed that a performance of so high a quality could be made available at popular prices.

This new range has been developed to take full advantage of the television sound transmissions and high fidelity recordings now available. The cone is made from uncured cambric and bonded pulp, the whole being completely cured together and made into one composite cone by a new manufacturing process.

The bass resonance is substantially lower than that using the conventional cone, and all coloration is therefore removed from the lower frequencies. No tiring or fatigue of the surround takes place. The high frequencies are well maintained, which, together with the extended bass response, provides a well-balanced overall response. The speakers are all fitted with high flux density Alcomax magnets and are completely dustproof.


Write for leaflet giving full technical details and the experts' opinions, or ask your dealer to demonstrate. Alternatively, these speakers may be heard at our London Office, 109 Kingsway, W.C.2, any Saturday between 9 and 12 noon.





**WITHOUT QUESTION-**

**A NAME  
TO RECORD!**



**22 Gns**  
**MODEL TR2**  
 200/250 volts  
 A.C. mains only



*Still in short supply ...  
but well worth waiting for.*



**TRUVOX LIMITED**  
 EXHIBITION GROUNDS · WEMBLEY · MIDDX

Telephone SALES OFFICE: Harrow 9282



# Big business...

The public demand big pictures and big pictures mean big business. Big business for you if you stock NERA, the receiver by which forward projection is judged . . .




### MODEL PW50 4' x 3' PICTURE

The PW50 is intended for projecting the picture on to an independent screen and has been designed for use in lounges, schools, clubs, hospitals, hotels, etc., and is suitable for audiences from a small group to several hundred people.


PRICE, less screen, £157 10s. Tax Free

### MODEL C30 30" x 22 $\frac{1}{2}$ " PICTURE

Here is an instrument to delight the most discerning viewer. In a beautifully styled, elegantly veneered cabinet of graceful proportions, is a complete projection receiver giving a sensational large picture. The receiver in viewing position is shown above.



PRICE £243 including Purchase Tax



### MODEL CP30 30" x 22 $\frac{1}{2}$ " PICTURE

Housed in a small compact cabinet, the special optical arrangement enables a considerable reduction to be made in length of throw, so that the receiver may be comfortably accommodated in the smaller room. This model is intended for projection on to a separate screen.

PRICE, less screen, £198 5s. 6d. Inc. P.T.

### NERA ACTIVATED PROJECTION SCREENS

Whatever make of television or cine projector used, the NERA screen will give a much brighter picture, even under ambient lighting conditions, than ever before achieved. They are designed to reflect light from a controlled angle with very high efficiency and represent a major advance in the design of special screens on scientific principles. They are of robust construction and built to stand rough usage.



PRICES, according to size, from £8

All NERA receivers incorporate many outstanding refinements including the famous armchair remote control, constant focus, aeroplane flutter filter etc., and give a steady, brilliant picture even under conditions of considerable room lighting.

Write immediately for full details and demonstration arrangements to NERA of ENGLAND Ltd., formerly Aren (Radio & Television) Ltd., High Street, Guildford, Surrey.

# NERA

FIRST AND FOREMOST IN FORWARD PROJECTION



Control desks like the one shown here, form only a part of our large range of standard metal fabricated cabinets. You are invited to come and see them for yourself at our New Oxford Street show-rooms, or if that is not possible write for our fully illustrated catalogue. Should you have a particular problem not met by our standard range, we will design and make promptly and cheaply any cabinet to suit your requirements.


**cases  
designed  
and  
made  
by**



ALFRED IMHOF LIMITED, 112-116 NEW OXFORD STREET, LONDON. W.C.1. MUS 7878.

# SOMERFORD TRANSFORMERS AND CHOKES

A range of 150 standard types, each available in three styles of mounting known as Avon, Avon A and Hengist and held in stock for "off the shelf delivery."



Fully descriptive Catalogue upon request

**GARDNERS RADIO** *Ltd*



**SOMERFORD CHRISTCHURCH HANTS Tel: 1024/5**

# *Did PTERODACTYLS*

## *have RHEUMATISM?*

Medical science is said to have discovered a lot about the origin of arthritis and similar diseases by studying the bones of prehistoric monsters. . . . Which sounds very much like tackling the problem at its roots!

In a modest way we claim to have done something similar in the design of loud-speakers for mass-production. From the basic mechanical principle that cylindrical surfaces can be machined to very close tolerances and then assembled in accurate relationship to one another, we have developed and patented the exclusive system of

## CO-AXIAL CONSTRUCTION

The resulting products offer an unusually favourable ratio of gap-energy to size and cost. Cone and voice-coil *cannot* get out of alignment unless physically damaged. There are many other advances in the design of R. & A. Reproducers—such as moulded-in voice-coil leads—which engineers will appreciate. Technical data sheets on all models are available to set manufacturers on request.

The logo consists of the letters 'R' and 'A' in a bold, stylized font, with an ampersand (&) positioned between them. The letters are interconnected, with the 'R' and 'A' having a similar, blocky, sans-serif appearance.

*Loud-speaker  
Manufacturers  
to the radio industry  
since 1930*

**REPRODUCERS AND AMPLIFIERS LIMITED  
WOLVERHAMPTON ENGLAND**

*Telephone: Wolverhampton 22241 (5 lines)*

*Telegrams: Audio Wolverhampton*



for

## SELENIUM RECTIFIERS

consult



**W**HETHER the need is for a single unit or a supply running into thousands . . . if it's a Selenium Rectifier that must fulfil critical requirements and maintain its characteristics over long periods . . . the answer is to be found with Electrix.

- Electrix Rectifiers are characterised by their cool running and consistent long-life conformity to stated specification
- Manufacturers, Traders and Electronic Engineers, send us your specific requirements.
- Your needs may possibly be met from "standard" types, or
- "To specification" models can be quickly prepared.
- Quotations by return . . . and deliveries a matter of days only.
- We welcome export enquiries.

Here are some typical "standard" full-wave types

	each
Output 12/15 Volts D.C. 1 Ampere. List Price	9/-
Output 12/15 Volts D.C. 2.5 Ampere ..	13/6
Output 12/15 Volts D.C. 4 Ampere. ..	22/6
Output 12/15 Volts D.C. 6 Ampere ..	35/-

*Trade Supplied*

- Heavy duty rectifiers with say 230/250 volts A.C. input and 220 volts D.C. output a speciality.
- We use only freshly manufactured selenium plates and components, no ex-W.D. materials whatsoever.

**HOUSEHOLD ELECTRIX LTD**  
47-49 HIGH ST., KINGSTON-ON-THAMES  
Telephone: KINGston 4585

OUTSTANDING SCIENTIFIC BOOKS  
AT ONLY A FRACTION OF  
THE NORMAL PUBLISHED PRICES!

Join The

## Scientific Book Club

Members *BUY* Books published at  
10/6, 12/6, 15/- for **ONLY 3/6**

Each month, the Scientific Book Club brings to its members the fascinating story of the march of modern science, told in thoroughly dependable books by the front-rank scientific writers of our time—vivid, vital, constructive contributions to Man's unceasing struggle to solve the problems of the Universe. And although the ordinary editions of these books are sold to the general public at 10/6, 12/6 or 15/-, THE PRICE TO MEMBERS OF THE SCIENTIFIC BOOK CLUB IS ONLY 3/6. Remember, too, that Scientific Book Club selections are full-length, and unabridged. They are printed on good quality paper, well-bound, with an attractive picture jacket. These are, we say with certainty, books that you will be glad to read, proud to own. The Scientific Book Club brings these great books to you each month; helping you to build up, at remarkably low cost, a first-class collection of scientific books. Now is the time to join!



*A triumph of modern book production.*

### SOME RECENT AND FORTHCOMING SELECTIONS

—at only 3s. 6d. to members—include: BIRDS AS INDIVIDUALS, by Len Howard (Published at 12s. 6d.); CITY OF THE BEES, by Frank S. Stuart (12s. 6d.); THE STRANGE WORLD OF NATURE, by Bernard Gooch (10s. 6d.); PROFILE OF SCIENCE, by Ritchie Calder (16s.); LIFE ON OTHER WORLDS, by Sir Harold Spencer Jones (12s. 6d.). *All wonderful value!*

— FILL IN THIS ENROLMENT FORM TODAY —

To the Scientific Book Club, 121 Charing Cross Rd., London, W.C.2  
I wish to become a member of the Scientific Book Club and agree to purchase the special edition of the selected book issued each month to members at a cost of 3s. 6d. (postage 6d.). I agree to continue my membership for a minimum of six books and thereafter until countermanded. Wireless World

*You may enrol through your usual bookseller if he is a member of Associated Booksellers.*

\*I will pay for selections on receipt.

Or if you wish to save time, postage and postal-order costs, you may send an advance subscription. Six-months 24s. 0d.; twelve-months 48s. 0d.

\*I enclose 24s./48s. (strike out amount not applicable).

\*Place X in the space above, as required

Name .....

BLOCK LETTERS, PLEASE

Address .....

Overseas enrolments must be accompanied by an advance subscription.

7

Sound

Reasons

for choosing

MSS

Direct

Recording

Disks

**NEGLECTIBLE BACKGROUND NOISE**

*M.S.S. disks permit of a dynamic range greater than 60 db. at 78 r.p.m. (max. stylus vel. 8 cm/sec., r.m.s.) and greater than 54 db. at 33 r.p.m.*

**WIDE FREQUENCY RESPONSE**

*The quality of the equipment used is the only likely limitation of the recording range of M.S.S. disks.*

**CLEAN SWARF THROW**

*The anti-static properties of M.S.S. disks ensure that with a correctly designed cutter the swarf is thrown towards the centre of the disk in a manner allowing of easy removal.*

**HIGH RESISTANCE TO WEAR**

*The groove walls of all M.S.S. disks will stand up to constant playback without diminishing the level of the higher frequencies.*

**SUITABILITY FOR PROCESSING**

*M.S.S. disks fulfil all processing needs; a special feature is the absence of the 'horn' or 'hangnail' at the groove edges even at high stylus velocities—a valuable advantage in microgroove recording.*

**RESISTANCE TO AGEING AND CLIMATE**

*M.S.S. disks can be stored, blank or recorded, for indefinite periods under extremes of climate without loss of quality or performance.*

**FOUR GRADES SAVE YOU COST**

*A grading system based on selection enables you to choose the right priced disk for the job. For example, top grade disks must be beyond reproach in appearance as well as performance, and are, therefore, selected to conform to extra stringent standards of quality.*

Contractors to  
The Admiralty  
General Post Office  
Ministry of Supply  
British Broadcasting Corporation

*You can be certain of a perfect recording with M.S.S. disks. That is why so many leading recording and broadcasting companies throughout the world always use them. Let us send you further information on the four grades of M.S.S. disks available.*



**M.S.S. RECORDING COMPANY LTD., POYLE CLOSE, COLNBROOK, BUCKS, ENGLAND**  
Manufacturers of Sound Recording Equipment

# Evolution

## WHARFEDALE W10/CSB 10" LOUDSPEAKER

First introduced in 1938, this 10in. speaker has been improved in stages and now embodies the following details of good design:

Flux density 14,000 lines. Total flux 74,000 lines.

Rigid, open, die-cast chassis.

Cone with bakelised apex and special radial corrugations.

Centring device in bakelised fabric.

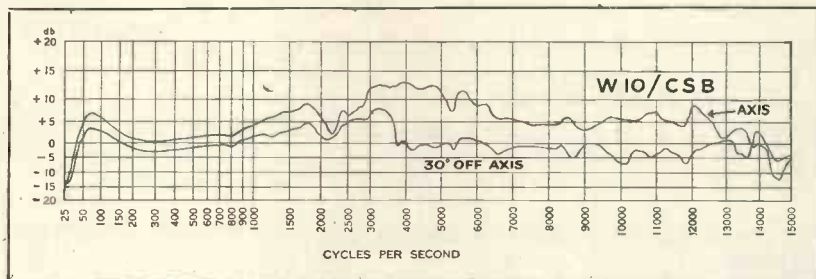
Aluminium dome.

Cloth suspension, which involves hand-assembly by experts who have attained a world-wide reputation.

Bass resonance now 45 c/s.

Any speaker maker could produce a loudspeaker including some or all of these specifications. Only WHARFEDALE can produce one which sounds like the W10/CSB.

After the Super 12/CS/AL—which costs £16—the W10/CSB is the best single speaker in the Wharfedale range. At £9. 5s. 0d. plus £3 1s. 6d. P.T. the performance is outstandingly good; some idea of the frequency range is given by the response curve.



32-page catalogue free on request

# Wharfedale Wireless Works

BRADFORD ROAD · IDLE · BRADFORD · YORKS

Telephone : Idle 1235/6 Grams : Wharfedel, Idle, Bradford

# Garrard R.C.90.



This entirely new super three speed automatic record changer is the result of thirty five years experience in the manufacture of the world's best record playing equipment.

- The R.C.90 will play automatically any number of records up to ten of any one of the following types of loading . . .  
10-inch or 12-inch at 78 r.p.m., 7-inch, 10-inch or 12-inch at 33.1/3 r.p.m. and 7-inch at 45 r.p.m.
- Changing cycle time is uniform at 6 seconds at all speeds.
- Flutter free running is achieved by improved stepped pulley drive and intermediate fly wheel.
- Mains switch suppressor unit and pick-up muting switch eliminates all extraneous noise.
- Manual—Auto Control.

The finest instrument of its kind ever produced, the R.C.90 will make public preference for Radiograms equipped with Garrard units even more pronounced than in the past.

THE GARRARD ENGINEERING AND MANUFACTURING CO. LTD.,


SWINDON, WILTS.





ADVANCE COMPONENTS LTD., BACK ROAD, SHERNHALL STREET, LONDON, E.17

Telephone : LARKSwood 4366/7/8



**THE  
ADVANCE  
TYPE H1**

*The Advance type H1 Audio Signal Generator completely covers the unusually wide range of 15 c/s to 50,000 c/s.*

*It is characterised by its extremely low distortion and level output over the entire range ; provides both sine and square wave output. A robust, reliable and accurate instrument for the discriminating service engineer*

- Accuracy  $\pm 1\%$ ,  $\pm 1$  c/s. ● Distortion less than 1% at 1,000 c/s. ● Output from 200 microvolts to 20 volts with accuracy of  $\pm 2$  db. ● Weight 14 lb. ● Size 13½" × 10½" × 8"

Full technical details available in Folder S.16/W.

*Advance*  
audio generator

ADVANCE COMPONENTS LTD., BACK ROAD, SHERNHALL STREET, LONDON, E.17

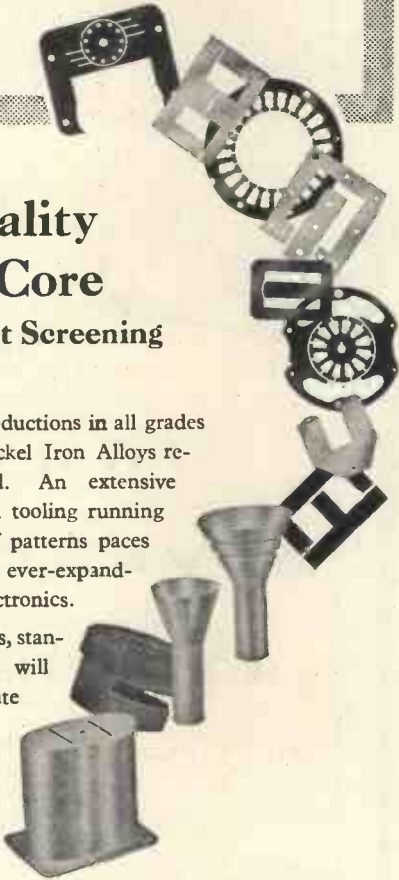
Telephone : LARKSwood 4366/7/8

*Electrical*  
**STAMPINGS**  
*and Magnetic*  
**SCREENS**

**For Quality  
in the Core  
and efficient Screening**

**MEA** productions in all grades of Silicon and Nickel Iron Alloys remain unequalled. An extensive range of standard tooling running into hundreds of patterns paces progress in the ever-expanding field of Electronics.

Your requirements, standard or special, will receive immediate attention.



The following catalogues are available:—  
Transformer and Choke Stampings.  
F.h.p. Motor Stampings.  
Magnetic Screening Tubes and Cases.  
Nickel Iron Alloys Data.  
On request to our Head Office. Dept. E.H.M.

*For Service to Science and Industry  
throughout the field of Electronics.*

**MAGNETIC & ELECTRICAL ALLOYS LTD.**

Head Office: 101-3, Baker St., LONDON, W.1. Welbeck 3381/2  
Works: Burnbank, Hamilton, Lanarkshire. Hamilton 932/3/4  
MANCHESTER: 33 Byrom St., Deansgate. Blackfriars 5223.  
BIRMINGHAM: 12 Westwood Road, Cutton Coldfield. Streetly 78586.  
EH

**FOUND**  
THOSE ELUSIVE  
**DECIBELS**

APPLY



"Pull in" those decibels where you want them—for better reception. You can do it—with TELECRAFT T.V. AERIALS—made by experts for your satisfaction.

**SERVICE DEPOTS AT**

- MANCHESTER.** 172, London Rd., Manchester.  
Telephone: Ardwick 5712.
- BIRMINGHAM.** 75, Holyhead Rd., Handsworth.  
Telephone: Northern 6830.
- GLASGOW.** 423, Clarkston Rd., Glasgow, S.4.  
Telephone: Merrylee 4326.
- NEWCASTLE-ON-TYNE.** 55, Northumberland Street.  
Telephone: Newcastle 22516.
- BRISTOL.** 14, Rose St., Temple Way, Bristol 1.  
Telephone: 21230.
- CARDIFF.** 1 & 2, Stuart St., Cardiff.  
Telephone: Cardiff 25955.
- BOURNEMOUTH.** Canford Chambers, St. Peter's Rd.  
Telephone: 2282.
- PLYMOUTH.** 25, William St. (City Centre).  
Telephone: 4797.
- BRIGHTON.** 41, Castle St., Brighton.  
Telephone: 28117.
- SOUTHAMPTON.** 6a, High St., Shirley.  
Telephone: Southampton 74732

HEAD OFFICE AND WORKS

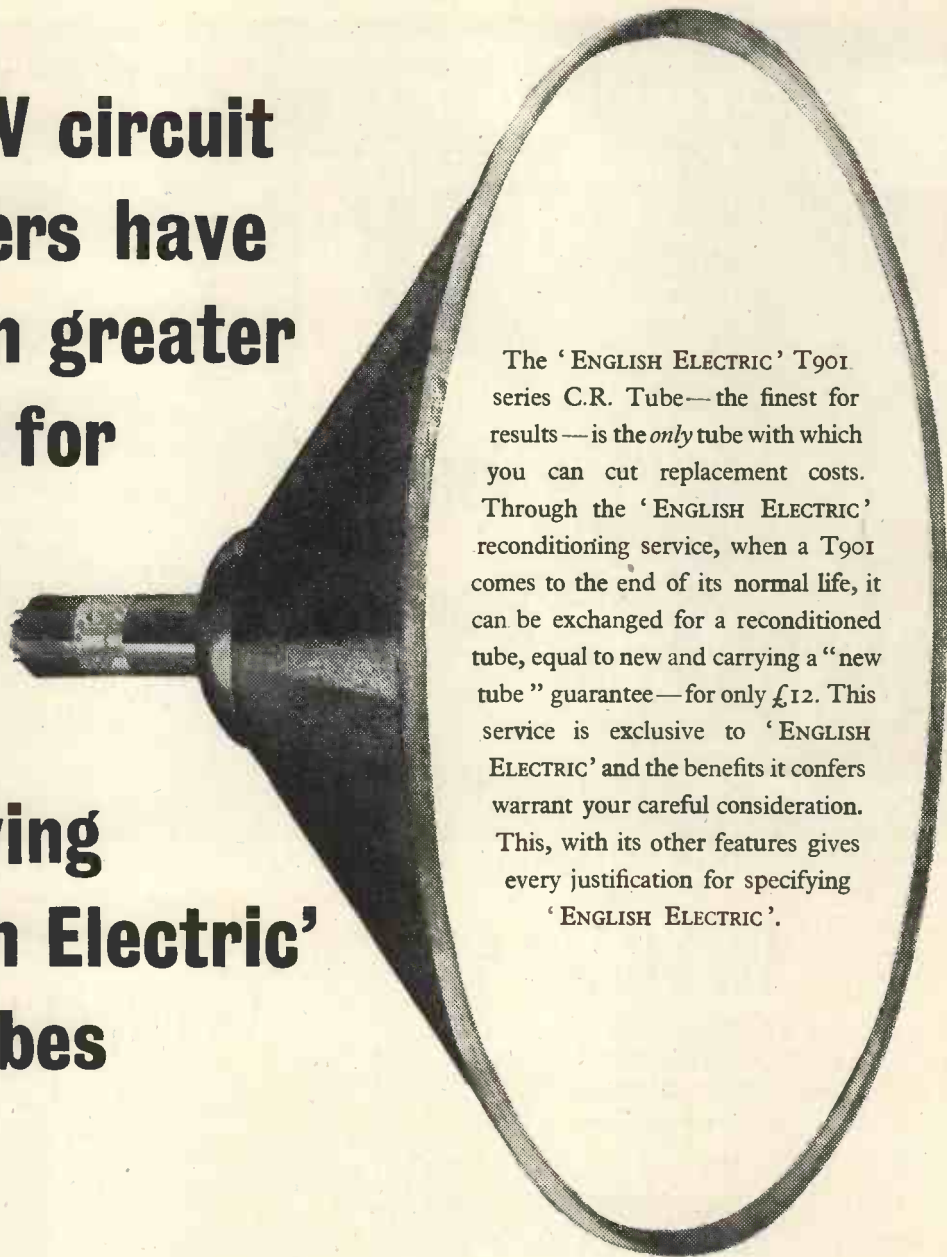


QUADRANT ROAD : THORNTON HEATH  
SURREY

Tel: THORnton Heath 1191-2-3

**Now T/V circuit  
designers have  
an even greater  
reason for**

**specifying  
'English Electric'  
C.R. Tubes**



The 'ENGLISH ELECTRIC' T901 series C.R. Tube—the finest for results—is the *only* tube with which you can cut replacement costs. Through the 'ENGLISH ELECTRIC' reconditioning service, when a T901 comes to the end of its normal life, it can be exchanged for a reconditioned tube, equal to new and carrying a "new tube" guarantee—for only £12. This service is exclusive to 'ENGLISH ELECTRIC' and the benefits it confers warrant your careful consideration. This, with its other features gives every justification for specifying 'ENGLISH ELECTRIC'.

**'ENGLISH ELECTRIC'**

**THE BRITISH MADE LONG-LIFE 16" METAL C.R. TUBES**



## an inexpensive test set with 21 basic ranges

The Pullin Series 100 Multi-Range Test Set is an inexpensive piece of equipment invaluable to radio and electronic engineers. It is a compact, portable instrument with a total of 21 basic self contained ranges which provide adequate facilities for the measurement of A.C. voltage, D.C. voltage and current, and resistance. All voltage measurements are at 10,000 Ohms per volt.



RETAIL  
PRICE  
**£11.11.0**  
COMPLETE

instrumentation by

# PULLIN

LABORATORY INSTRUMENTS DYNAMOMETER TESTING SETS  
INDUSTRIAL SWITCHBOARD INSTRUMENTS  
PORTABLE TESTING SETS



SERIES 100 MULTI-RANGE TEST SETS

MEASURING INSTRUMENTS (PULLIN) LTD., ELECTRIC WORKS, WINCHESTER STREET, ACTON, LONDON, W.3

PHONE: ACORN 4651-4995

## "WEYRAD"

COMPONENTS FOR  
YOUR WINTER PROGRAMME  
ON RADIO & TELEVISION

OUR WIDE RANGE OF STANDARD  
LINES WILL MEET YOUR REQUIRE-  
MENTS FOR ANY OF THE  
FOLLOWING:—

Coils, Coil Packs, I.F. Transformers, Filters, Chokes,  
I.F. & R.F. Strips, Line Transformers, Width Controls  
and Linearity Controls.

If your interest lies in radio servicing or receiver con-  
struction whether as a professional or an amateur you  
will find the Weyrad signal generator a worth while  
investment. It provides facilities which are unequalled  
at a comparable price.


ILLUSTRATED CATALOGUE 6d.

WEYMOUTH RADIO MFG., CO., LTD.,  
CRESCENT ST., WEYMOUTH, DORSET.

## ABOVE ALL OTHERS

### POTTED AND COMPOUND FILLED TRANSFORMERS AND CHOKES

made by Woden are the  
answer when the calls for  
to operate under exacting  
industrial conditions,  
coupled with adverse  
climatic conditions.



Every transformer leaving our factory is subjected to a rigid  
inspection, and is fully impregnated with moisture proof filling  
compound by the latest vacuum and pressure process. The fact  
that "WODEN" are the choice of many leading radio and  
television manufacturers is proof enough of the quality of our  
products.

Please send for latest Catalogue

**WODEN** TRANSFORMER CO. LTD.

MOXLEY ROAD, BILSTON, STAFFS.


TELEPHONE: BILSTON 41959

# REAL HIGH FIDELITY at modest cost . . .

● **Manufacturer-to-Consumer policy saves you one-third cost !!**

You may have already extended your record reproducer to include the now firmly established L.P. Records. You may be considering doing so. In either case, for real high fidelity at modest cost, it will pay you to consult us. Our aim is not just to sell you equipment but to save you money and to ensure that you get the apparatus most suited to your needs. Discuss

your problem with our Chief Engineer (available daily including Saturdays 11 a.m. to 6 p.m.). Or write enclosing 2½d. stamp. This Technical Guidance Service will cost you nothing and save you pounds. **NOTE: Regarding Pick-up heads to take standard or miniature thorns for 78 r.p.m., these can be supplied with any of the single-record Gram Units or Auto-changers sold by us, if desired.**



No. 1

**No. 1 "SYMPHONY" AMPLIFIER** is a 3-channel 5-watt Gram/Radio Amplifier with astonishingly flexible tone-control. You can lift the treble, the bass, or—and here is the unique feature—the middle frequencies to suit your own ear characteristics and the record or radio programme being heard. It is thus possible to arrange the frequency-response of the amplifier to a curve equal and opposite to the resultant curve of the other items in the chain so that what finally registers in the brain is as per original. This flexibility of control is far more important than mere nominal linear response of the amplifier, as the pickup, speaker, etc., are not linear. Independent Scratch-Cut is also fitted and special negative-feedback circuit employed. The Amplifier can accommodate a



No. 2

wide variety of records from old 78's to new LP's. Input is for all types of pickup of 0.2v. output or more and there is full provision (and power) for Radio Tuner. It is available to match 2/3 or 15 ohms speakers. Price: 10 gns. (carriage 5/-). Fitted In Portable Steel Cabinet 35/- extra.

**No. 2 "SYMPHONY" AMPLIFIER** as above but with 10-watt Push-Pull triode output and triodes throughout. Woden mains and output transformers and choke. Output tapped 3, 7.5 and 15 ohms. Competes with the most expensive amplifiers on the market yet costs only 15 gns. (carriage 5/-). Fitted In Portable Steel Cabinet 2 gns. extra.



**CONSOLE AMPLIFIER CABINETS** (above), 33in. high, lift-up lid, take Gram Unit or Auto-changer, Amplifier, Pre-amplifier, and Radio Feeder Unit, finished medium walnut veneer. De luxe version, 10 gns., carriage according to area. Bass Reflex Cabinets to match available. Details 2½d.



REGD. DESIGN

**"SYMPHONY" BASS REFLEX CABINET KITS** 30in. high, consist of fully-cut, ½-in.-thick, heavy, inert, non-resonant patent acoustic board, deflector plate, felt, all screws, etc., and full instructions. 8in. speaker model, 85/-; 10in. speaker model, 97/6; 12in. speaker model, £5/7/6. The design is the final result of extensive research in our own laboratory and is your safeguard of optimum acoustic results. Carriage 7/6. Ready built, 10/6 extra, also available fully finished in figured walnut veneer as illustrated, 8" £10/10/0, 10" £11/0/0, 12" £11/10/0. Treble baffle to match, 45/-.

Remote Control Panel



**"SYMPHONY" AMPLIFIERS with REMOTE CONTROL.** Both the above model Amplifiers are available with all controls on a separate Control Panel with up to 4 feet flexible cable which simply plugs into the amplifier. Enables the Amplifier proper to be sat in the bottom of a cabinet whilst the controls are mounted conveniently higher up. Extra cost 2 gns.

**"SYMPHONY" AMPLIFIERS for DECCA MAGNETIC PICKUPS.** Same as Standard models but specially designed for these famous pickups or heads. The pre-stage and bass-compensation network is switchable so that the amplifier can be used with other pickups also. Prices: No. 1 £12/7/6; No. 2 17 gns.; carriage 5/-.

**GARRARD 3-SPEED GRAM UNITS** model TB, in stock at last !! This beautifully engineered unit sets a new standard in quiet operation. Special drum (not rim) drive. Micro. adjustment of stylus pressure between wide limits. Complete with two separate Acos high-fidelity crystal P.U. Heads, £11/17/6 or with two Decca XMS Magnetic Heads, £13 7/6. Post 2/6. Extra head for thorns 25/- to 35/- . Also available as Complete Record Player in de luxe rexine-covered Portable Case £4 extra.

**GARRARD 3-SPEED AUTO-CHANGERS,** Model RC80. We consider ourselves very fortunate to be able to offer this finest of all auto-changers, fitted with special pickup arm to take either turnover type Pickup Head or two separate Decca or Acos P.U. Heads. Interchangeable on motorboard with previous models. Finished in attractive brown enamel. Plays up to ten records 7in., 10in. or 12in. at 78, 45 and 33½ r.p.m. Stylus pressure on L.P. 10 grammes (adjustable). New ultra-sensitive auto-trip mechanism and heavy loaded turntable to eliminate "wow." Price £14/2/6 or with Garrard Magnetic or Astatic crystal Turnover Pickup Head £16/2/6. With two separate Acos Hi-fi Heads, £18 2/6. With two separate Decca XMS Heads, £19/7/6. Carriage 5/-. Optional Extras: 45 r.p.m. Auto Centre Spindle, 20/9; A.C./D.C. Operation, £7/14/-. Fitting in de luxe rexine-covered Portable Cabinet, £5. Pickup Head to take Fibre Needles, 25/- to 35/-.



**STANDARD PORTABLE RECORD PLAYER** CASES, strongly constructed of ¼in. thick ply, rexine-covered, measure internally 15in. by 12½in. by 6½in. Uncut motorboard. Will take any of the Garrard, Decca, B.S.R. or Collaro single-record units. Makes a de luxe Player. Price 57/6. Post 2/6.

**EXTRA LARGE PORTABLE RECORD PLAYER CASES,** specially designed for transcription quality motors such as Connoisseur, Garrard 201B, together with pickup. Internal dim: 16½in. by 14½in. by 7in. Uncut motorboard. Price 67/6. Carr. 5/-.

**PORTABLE CASES FOR AUTO-CHANGERS** large enough to take any modern Auto-changer fully spring-mounted. Internal dim: 16in. by 13½in. by 9½in. Price 90/- . Model B 11½in. deep 95/- . Carr. 5/-.

**RECORD PLAYER CASES,** ex Manufacturer, measure 14½in. by 12½in. by 5½in. internally motor-board cut for Decca motor. To clear 35/-.

**ILLUSTRATED CATALOGUE AND SUPPLEMENT.** Our new catalogue just published will save all those considering the purchase of radio or record-reproducing equipment much time, trouble and money. Send two 2½d. stamps for your copy now ! Our CHIEF ENGINEER will be pleased to afford TECHNICAL ADVICE where required.

## NORTHERN RADIO SERVICES

16 KINGS COLLEGE RD., ADELAIDE RD., LONDON, N.W.3. Phone: PRImrose 8314

Tubes: Swiss Cottage and Chalk Farm. Buses: 2, 13, 31, 113, 187.



# THE NEW



for  
cheaper  
radio listening



Plastic Plug Socket

### BATTERY PLUG

The new Ever Ready plastic 4 pin battery plug has been specially designed to ensure correct and easy battery connections. Plugs are fitted with four staggered metal pins, also four coloured wires 18" in length. List Price 2/- complete. Suitable for use with B.S.S. 1766-1951.

This new Ever Ready Battery, combining a 90 volt high tension unit and a 1.5v low tension section, has been designed for use with the latest Ever Ready low consumption valves, type DK96, DF96, DAF96 and DL96, which use only half the filament current (25mA) of the older series valves (50mA).

A balanced service life of 300 hours is obtained when the high tension current is 10.5 mA at 90 volts and the low tension current 125 mA at 1.4 volts; the respective cut-off voltages being 40v and 1.0v on load.

The maximum battery dimensions are  $7\frac{1}{2}'' \times 3\frac{3}{4}'' \times 4''$  and the weight is 5 lbs. 10 oz. Price 16/-.



**EVER READY DRY BATTERIES FOR RADIOS  
TORCHES · HEARING AIDS · CYCLE LAMPS**

For the learner who wants to become a competent driver

## The Autocar Guide for the "L" Driver

This handy little book sets the learner-driver on the right road. In non-technical terms it states what the learner must do in order to become a competent driver. Everything one needs to know about the driving test is included and it is packed with invaluable hints on driving technique. 6th Edition. 1s. net. BY POST 1s. 2d.

### KNOW YOUR CAR

A Simple Explanation of its Mechanism.

A clear and straightforward explanation of the working principles of the modern car for the novice driver.

4th Edition **Ready Shortly**

Obtainable from booksellers or direct from:-

Iliffe & Sons Ltd., Dorset House, Stamford Street, London, S.E.1.



## CONSOLES

For Major Film Mixer Suites to individual requirements.



### "VIEWMASTER" CONSOLES

AS SHOWN

Beautifully designed and finished in Walnut, Oak, Mahogany and Teak, to customers' requirements



Standard "VIEWMASTER" model as shown **£13.0.0**  
With Full Length Doors ... .. **£14.0.0**  
Universal Model for all 16" tubes now in preparation.

Carriage and Packing 15/- extra.

Fitted with shelf for easy mounting. These are NOT mass produced and dimensions can be altered to suit personal requirements.

Individual and Trade Enquiries to

**H. ASHDOWN**  
CABINET MAKER

98 HERTFORD ROAD, EDMONTON, N.9

Phone: TOT. 2621



# THE ELAC "DUOMAG" FOCALISER

## THE SENSATIONAL NEW ELAC T/V COMPONENT

The DUOMAG focaliser gives precision beam focus and complete picture positioning with minimum effect on scan coils and ion trap assemblies. It is designed for use with magnetically focused tubes having 38 m/m diameter necks.

DUOMAG is a permanent magnet type unit using two concentrically mounted Sintered Oxide ring magnets arranged with opposed magnetic fields.

- Minimum stray magnetic field. Symmetrical, uniform and very low external field.
- Magnets of high electrical resistivity enable the unit to be placed in close proximity to high efficiency scan coils.
- All insulated construction—No risk of high voltage shock.
- Wide range picture shift.

### RETAIL PRICES IN U.K.

Low Flux, 37/6 ; Med. Flux, 39/6 ; High Flux, 42/-.



*Leading the  
field in TV  
components*



# ELECTRO ACOUSTIC INDUSTRIES LTD

STAMFORD WORKS. BROAD LANE. TOTTENHAM. N.15 TEL: STAMford Hill 5606-8

# WILLIAMSON AMPLIFIER KITS

## KIT 1

WITH ELLISON  
MAINS  
TRANSFORMER  
AND CHOKES

**19 GNS.**

READY BUILT  
and tested  
**23½ Gns.**



## KIT 2

WITH  
PARTRIDGE  
TRANSFORMER  
AND CHOKES

**21 GNS.**

READY BUILT  
and tested  
**25½ Gns.**

### BOTH Kits have PARTRIDGE OUTPUT TRANSFORMERS

Fully drilled and enamelled chassis, T.C.C. and G.E.C. Condensers, Marconi-Osram-Cossor valves, sundries by Colvern, Belling-Lee, Eric, Bulgin, Welwyn, etc., complete to the last nut and bolt, with wiring instructions and layout drawings. Postage and Packing 7/6 extra. C.W.O. or C.O.D.

### PA1 PRE-AMPLIFIER

In response to numerous requests for a simple, inexpensive pre-amplifier for use with Tele-Radio Williamson Kits we have introduced our PA1. Specification includes full control of Bass and Treble, radio input and switched compensation for standard and long playing records. Recommended for use with ACOS GP20 and GP30, Decca C. & D. heads and Connoisseur Pick-ups. With wiring instructions and lay-out drawings.

KIT OF PARTS 6½ gns. READY BUILT 8½ gns. Postage and Packing 3/- extra. C.W.O. or C.O.D

## TELE-RADIO (1943) LTD.

189 EDGWARE ROAD, LONDON, W.2.  
SHOP HOURS: MON.-SAT. 9 a.m. to 6 p.m.

Phone: PAD 4455/6  
THURSDAY 9 a.m. to 1 p.m.

## SCALAMP ELECTROSTATIC VOLTMETER



Cat. No.  
W.W. 11310

DIRECT READING.  
ZERO CURRENT  
DRAIN.

THREE SECONDS  
PERIOD.

LAMP OPERATES  
FROM MAINS OR  
4 VOLT BATTERY.

BRIGHT SPOT-  
AND-HAIRLINE  
INDICATOR.

This instrument introduces a completely new conception of electrostatic voltmeter. It is compact, portable and robust, and does not require critical levelling or special mounting. The movement has a taut suspension, is critically damped, and readings can be taken with rapidity and ease. Three models are available:

Cat. No. W.W. 11308  
1 - 5 kV A.C. D.C.

Cat. No. W.W. 11309  
3 - 10 kV A.C. D.C.

Cat. No. W.W. 11310  
5 - 18 kV D.C. and  
5 - 12 kV A.C. R.M.S.

Please write for illustrated leaflet.

SCIENTIFIC  INSTRUMENTS

W. G. PYE & CO. LTD., GRANTA WORKS, CAMBRIDGE

## A workshop in your pocket!



FOR ONLY  
**25'6**  
Post Free

THE  
TELEVISION  
& RADIO SERVICE

ENGINEERS' MASTER TRIMMER KIT

- 1 End Trimmer
  - 1 Side Trimmer
  - 1 Yaxley Switch Contact Adjuster
  - 1 Low Capacity Trimmer
  - 1 Screwdriver
  - 1 Set of Feeler Gauges
  - 1 Set of Six Box Spanners from 1 to 8 B.A.
  - 1 Set of Four Spanners from 0 to 8 B.A.
- in durable black crackle finish metal case.

Export Enquiries  
invited

**J. & S. NEWMAN Ltd.**

100 HAMPSTEAD RD., LONDON, N.W.1 Telephone: EUSton 5176/7

# 'Araldite'

## the new epoxy resins



as in metal ferrules to 'Mycalex' insulator rods

**bonding**



as in the potting of transformers and other electrical components

**casting**



as for the protection of collapsible tubes

**coating**

**Aero Research Limited**  
A Ciba Company

DUXFORD, CAMBRIDGE  
Telephone: Sawston 187

'Araldite' is a registered trade name of Aero Research Limited

### 'Araldite' adhesives

form of resin	curing conditions	special properties	typical applications
'Araldite' type 1	hot setting	solvent free high strength	bonding metals, ceramics and other non-porous materials
'Araldite' type 15	hot setting	thin adhesive film high strength	bonding electrical laminations
'Araldite' type 101	cold setting		bonding non-porous materials when heat cannot be applied
'Araldite' type 102	cold setting		bonding materials, one of which must be porous
'Araldite' D	cold or hot setting	solvent free, higher strength than obtainable with types 101 and 102	bonding non-porous materials

### 'Araldite' casting resins

'Araldite' B	hot setting	high mechanical and electrical strength low shrinkage	potting electrical equipment; pre-formed insulating materials
'Araldite' D	cold or hot setting		potting electrical equipment which cannot be heated
'Araldite' F	cold or hot setting	low viscosity	penetration into fine windings

### 'Araldite' fillers

'Araldite' cold setting filler		good adhesion to metals	filling depressions in metal surfaces
'Araldite' hot setting filler		solvent free no shrinkage	filling weld channels in motor car bodies

### 'Araldite' coating resins

'Araldite' 970 Bn	hot setting	flexibility and adhesion	coating wire for electrical industry
'Araldite' 985E	hot setting	hardness, flexibility, chemical resistance and adhesion	protection of metal surfaces (especially in paint industry)

### recently developed forms of 'Araldite' for evaluation

'Araldite' flexible adhesive 33/896	hot setting	permanent flexibility	joining dissimilar materials, e.g., glass and metal
'Araldite' flexible casting resin 33/896	hot setting	permanent flexibility	potting electrical equipment in a non-rigid medium
'Araldite' expanded resin 33/912	hot setting	low weight good electrical properties	light weight core material with good electrical properties
'Araldite' impregnating resin	hot setting	low viscosity at room temperatures solvent free	room temperature impregnation

full details will be gladly sent on request



# SOLDERING INSTRUMENTS AND EQUIPMENT

by

## ADCOLA

PRODUCTS LIMITED  
(Regd. Trade Mark)

mean  
SOUND  
JOINTS  
for  
SOUND  
EQUIPMENT

Types are available for  
Factory Bench Line,  
Maintenance Engineer  
& Home Constructor

Supplied for any  
volt range to meet  
our world-wide  
consumers' demands

- Heating time : 90 seconds.
- Consumption : 25 watts.
- Weight : 4 ozs.
- High temperature.
- Handle unaffected by element temperature.
- Length of instrument : 9".
- Equally suitable for daily or intermittent use.

- ✦ 1/8" dia. bit Standard Model.
- ✦ 1/4" dia. bit Standard Model.
- ✦ Detachable bit Type (Factory Bench Line).

Made in England  
Registered Design (British, U.S.A.,  
Canadian) and Foreign Patents.

● Apply Sole Manufacturers and Suppliers

### ADCOLA PRODUCTS LTD.

Sales Offices & Works: CRANMER COURT, CLAPHAM HIGH ST., LONDON, S.W.4. MACaulay 4272



Reg. design

Shields Extra

Standard model 1/8" bit (illustrated)

# 90% WATT/HOUR EFFICIENCY

and savings up to 1/4 of the size and 1/5 of the weight in comparison with other storage batteries of similar capacities! The Venner silver-zinc accumulator is ideal when exceptionally high rates of discharge are a necessary requirement.

Write for Brochure VA/H1



## VENNER Lightweight ACCUMULATORS

VENNER ACCUMULATORS LTD.  
Kingston By-Pass, New Malden, Surrey  
Telephone: MALden 2442




In the interests of Sound Reproduction

# BK enthusiastically recommend

these **GOODSELL**

## HIGH FIDELITY UNITS

F.T.C. Wide range tone control unit for use with M.A.5.



Pre-amplifier tone control unit. This four-stage, high-gain pre-amplifier with correction for L.P. and 78 recording characteristics and radio input. Six position bass and treble tone controls and three-position steep-cut, low-pass filter. This unit is suitable for use with the high impedance Decca H. head.

10 Gns.

Carriage and Packing extra.

M.A.5 A remarkable new unit with a flat frequency response from 25-20,000 c/s and a noise level better than -80 d.b. It gives an output of 4.5 watts at 0.2% distortion (less than 0.1% at 3 watts). This will astound you when you hear it.


£13. 10s.

Carriage and packing extra.

These and other high fidelity equipments are demonstrated at our showrooms. Daily 10.30 a.m. - 5.30 p.m. Saturdays 10.30 a.m. - 1 p.m.



**B.K. PARTNERS LTD.**  
229 REGENT STREET, LONDON, W.1 Write for descriptive literature  
Entrance: Hanover St. Phone: REGent 1051. H.P. TERMS AVAILABLE



PHOTOS BY LANDEER



# Sit back and ENJOY life-size television

See that coffee table? Who would guess that when television time comes round, it converts in a few seconds into a projection television receiver and transforms your room into your own private picture theatre? Open the cabinet doors . . . lift up the optical unit (so finely counterbalanced that it swings into position at a touch) . . . and switch on. Sit back with your family and friends and all enjoy the comfort and clarity of BIG television on a screen that measures no less than FOUR FEET wide. Enjoy pictures that are needle-sharp, rock-steady and distortion-free from any angle. Furnish your home with TELEMATX television and enjoy a lifetime of inexpensive entertainment.

*The TELEMATX is a masterpiece of precision construction, individually built by craftsmen from the finest components to ensure lasting trouble-free reception.*


- 26 valve superhet circuit
- A.C. only
- Input sensitivity nominally 25 microvolts
- Black-spot interference limiter
- Full bandwidth
- 5 channel facility
- Push pull output
- Focus stabilization
- Insulated chassis

PATENT APPLIED FOR

# TELEMATX

TYPE CT1

*costs far less than you'd think!*




Please write for full details to sole manufacturers:—

TELEMECHANICS LTD., 3 NEWMAN YARD, NEWMAN STREET, LONDON W.1. LANgham 7965

HIRE PURCHASE TERMS ARRANGED

# TWO JOBS IN ONE . . . .



The McMurdo X3/UA crystal holder is a dual purpose quartz crystal socket designed to take either 10X or 10XJ service type crystals. It is made of nylon loaded bakelite and fitted with the well known McMurdo Valveholder contacts ensuring a remarkably low and stable contact resistance.

Wholesale Enquiries:—

CYRIL FRENCH HOLDINGS LTD., Hampton Wick, Middlesex. KIN. 2240

Manufacturers' Enquiries: THE McMURDO INSTRUMENT CO. LTD., VICTORIA WORKS, ASHTEAD, SURREY. ASHTEAD 3401

## SHORTAGE OF RADIO & T/V ENGINEERS

The demand of Industry for our trained students is still greater than we can supply—and is likely to remain so for many years.

We offer:

### FULL TIME DAY COURSE

1 year course in Principles and Practice of Radio and Television.

Next Course commences 21st April, 1954


Write for FREE BROCHURES giving details of the above, of our 3-year course, and of others.

*E.M.I. INSTITUTES—the only college which is part of a great industry.*

## E.M.I. INSTITUTES

(DEPT. 16A), 10, PEMBRIDGE SQUARE,  
LONDON, W.2. TEL.: BAYSWATER 5131/2

Associated with  
"H.M.V."  
MARCONIPHONE  
COLUMBIA  
ETC.



**SIGNAL GENERATOR TYPE 10. 100 Kc/s-100 Mc/s**  
**Price £7.10.0**

● 100 Kc/s to 100 Mc/s ● Modulated or unmodulated carrier ● Direct calibration ● Adjustable 400 c.p.s. AF signal ● Stable RF oscillator Large, easily read scale ● AC mains operation.

**PATTERN GENERATOR TYPE 4**  
**Price £8.0.0**

● Coverage 40-70 Mc/s ● AC mains operation ● Provides vertical and horizontal bars for time base testing and setting up.

Obtainable only direct from the manufacturers. Send for full technical details or call at address below.

Overseas enquiries invited.

**HOMELAB INSTRUMENTS LTD.,**  
615-617, HIGH ROAD, LEYTON, LONDON, E.10  
Telephone: LEY 5651



**INTRODUCING . . .**

# The Musicmaster Senior Tape Recorder

- ★ *Twin speeds 3½in./sec. and 7½in./sec.*
  - ★ *Twin track recording.*
  - ★ *Fitted 10in. x 6in. Elliptical 15 ohm speaker.*
  - ★ *4 watts output.*
  - ★ *Hi Fi amplifier. Twin feedback loops.*
  - ★ *Radio, Gram and Mic. inputs.*
  - ★ *Freedom from "wow" and "flutter."*
  - ★ *15 ohm output (3 or 7.5 ohm available).*
  - ★ *Total distortion less than 2 per cent.*
  - ★ *Magic eye level indicator.*
- ★ *7½in./sec.—30-9,500 C/s. 3½in./sec.—30-4,000 C/s., both ± 3 db.*

These are a few of the features of this new high fidelity tape recorder. The MUSICMASTER SENIOR tape recorder embodies all the desirable features of simplicity of operation, single slot loading, twin track, two speed recording, three motor drive, freedom from "wow" and "flutter," fast forward and rewind without tape unlacing, and a new design amplifier and oscillator that give a very high standard of reproduction and low noise level. Irrespective of price the MUSICMASTER SENIOR

has a performance equal to the best. It is a recorder that the discriminating purchaser cannot overlook and which the critical will purchase.

**48 GNS**

Carr. extra

Special transit case £2 (refunded on return).

*Including one 1,200ft. reel of tape, take-up spool, microphone and mains lead. Warranted for 18 months.*

## P R 7 TAPE RECORDER

- ★ *Recording to professional standards.*
- ★ *Tape speeds of 7½in. or 15in. per sec.*
- ★ *Up to and including 2,400ft. spools.*
- ★ *Twin track recordings.*
- ★ *Built-in mixer unit.*
- ★ *Separate Treble and Bass controls.*
- ★ *High impedance output.*
- ★ *3, 7.5 and 15 ohm outputs.*
- ★ *10in. x 6in. Elliptical speaker built-in.*
- ★ *Monitor channel.*
- ★ *Meter level indicator.*
- ★ *7½in./Sec.—30-10,000 C/s. ± 3db.*
- ★ *15in./Sec.—30-17,000 C/s. ± 3db.*

**£72**

Carr. extra

Special transit case £2 (refunded on return).

★ Send NOW an addressed label—stamped to the value of 3d. for illustrated and detailed catalogue.

## P R 7 TAPE DESK

- ★ *Twin track recordings.*
- ★ *Fast Forward and Rewind.*
- ★ *Single slot loading.*
- ★ *15in./Sec. or 7½in./Sec.*
- ★ *Up to and including 2,400ft. spools.*
- ★ *Complete freedom from "wow" and "flutter."*

**£25**

Carr. extra

## MUSICMASTER SENIOR TAPE DESK

- ★ *As used in above recorder.*
- ★ *Twin speeds. Twin track.*
- ★ *Single slot loading.*
- ★ *Fast Forward and Rewind.*
- ★ *Three motor drive.*

**£19**

Carr. extra

DESIGNED FOR CRITICS

**Trusound Ltd.**

BY CRITICAL DESIGNERS

Demonstrations on weekdays by appointment only. Saturdays 9 a.m.—5 p.m.

OFFICES & SHOWROOM: 196 KINGSLEY ROAD, HOUNSLOW, MIDDX. (HOUNSLOW 7947) WORKS: TWICKENHAM, MIDDX.

# MAINS TRANSFORMERS

**FULLY INTERLEAVED  
SCREENED AND IMPREGNATED. ALL GUARANTEED.  
ALL PRIMARIES ARE 200/250 v. Half Shrouded.**

HSM63 (Midget). Output 250-0-250 v. 60 m/a., 6.3 v. at 3 amps., 5 v. at 22 amps. ....	16/3
HS63. Output 250-0-250 v. 60 m/a., 6.3 v. at 3 amps., 5 v. at 2 amps. ....	16/6
HS40. Windings as above. 4 v. at 4 amps., 4 v. at 2 amps. ....	16/6
Output	
HS2. 250-0-250 v. 80 m/a. ....	19/-
HS3. 350-0-350 v. 80 m/a., 19/-.	19/-
HS2X. 250-0-250 v. 100 m/a., 21/-.	21/-
HS30X. 300-0-300 v. 100 m/a., 21/-.	21/-
HS3X. 350-0-350 v. 100 m/a. ....	21/-

**Fully Shrouded.**

FSM63 (Midget). Output 250-0-250 v. 60 m/a., 6.3 v. at 3 amps., 5 v. 2 amps. ....	16/9
Output	
FS2. 250-0-250 v. 80 m/a. ....	21/-
FS30. 300-0-300 v. 80 m/a., 21/-.	21/-
FS2X. 250-0-250 v. 100 m/a., 23/-.	23/-
FS30X. 300-0-300 v. 100 m/a., 23/-.	23/-
FS3X. 350-0-350 v. 100 m/a. ....	23/-
All the above have 6.3 4-0 v. at 4 amps., 5-4-0 v. at 2 amps.	
FS43. Output 425-0-425 v. 200 m/a., 6.3v. 4 amps., C.T. 6.3 v. 4 amps., C.T. 5 v. 3 amps. Fully shrouded. ....	47/6
FS50. Output 450-0-450 v. 250 m/a., 6.3 v. 2 amps., C.T. 6.3 v. 4 amps., C.T. 5 v. 3 amps. Fully shrouded. ....	67/6
F30X. Output 300-0-300 v. 80 m/a., 6.3 v. 7 amps., 5 v. 2 amps. Framed. Flying leads. ....	29/-
F35X. Output 350-0-350 v. 250 m/a., 6.3 v. 6 amps., 4 v. 8 amps., 4 v. 3 amps., 0-2-6.3 v. 2 amps. Fully shrouded. ....	65/-
FS160X. Output 350-0-350 v. 160 m/a., 6.3 v. 6 amps., 6.3 v. 3 amps., 5 v. 3 amps. Fully shrouded. ....	44/-
FS43X. Output 425-0-425 v. 250 m/a., 6.3 v. 6 amps., 6.3 v. 6 amps., 5 v. 3 amps. Fully shrouded. ....	63/6
HS6. Output 250-0-250 v. 100 m/a., 6.3 v. 6 amps., C.T. 5 v. 3 amps. For receiver R1355. Half shrouded. ....	26/6
HS150. Output 350-0-350 v. 150 m/a., 6.3 v. 3 amps., C.T. 5 v. 3 amps. Half shrouded. ....	27/9
F36. Output 250-0-250 v. 100 m/a., 6.3 v. 6 amps., C.T. 5 v. 3 amps. Fully shrouded. ....	29/6
FS120. Output 350-0-350 v. 120 m/a., 6.3 v. 2 amps., C.T. 6.3 v. 2 amps., C.T. 5 v. 3 amps. Fully shrouded. ....	29/9
FS256. Output 250-0-250 v. 80 m/a., 6.3 v. at 6 amps., 5 v. at 3 amps. Fully shrouded. ....	28/6
PR1/1. Output 230 v. at 30 m/a., 6.3 v. at 1.5/2 amps. ....	21/-
FS150. 350-0-350 v. 150 m/a., 6.3 v. 4 amps., 5 v. 3 amps. ....	31/6
FS150X. Output 350-0-350 v. at 150 m/a., 6.3 v. at 2 amps., C.T. 6.3 v. at 2 amps., C.T. 5 v. at 3 amps. Fully shrouded. ....	31/6
The above have inputs of 200/250 v.	

**OUTPUT TRANSFORMERS**

MOPI. Ratios, 26, 46, 56, 66, 90, 120-150 m/a. max. current, C.T. for Q.P.P. Class B, etc. Secondary 2/4 ohms. Top panel and clamped, each. ....	5/6
OPI0. 10/15 watts output. 20 ratios on Full and Half Primary. ....	17/9
OP30. 30 watts output, 20 ratios on Full and Half Primary. ....	25/9
Williamson's O.P. Transformer to Author's specification. ....	£4/4-
Chokes for Williamson's Amplifier. 30 H. at 20 m/a. ....	16/6
10 H. at 150 m/a. ....	32/-

**FILAMENT TRANSFORMERS**

All 200/250 v. Input.

F4. 4 v. @ 2 amps., 7/6. F6. 6.3 v. @ 2 amps. ....	7/6
F6X. 6.3 v. @ 0.3 amps., 5/6. F12X. 12 v. @ 1 amp. ....	8/-
FU6. 0-2-4-5-6.3 v. @ 2 amps., 10/-.	16/6
F12. 12.6 v. tapped 6.3 v. @ 3 amps. ....	23/6
F24. 24 v. tapped 12 v. @ 3 amps. ....	17/6
F29. 0-2-4-5-6.3 v. @ 4 amps., 18/9. FU12. 0-4-6.3 v. @ 3 amps. ....	17/6
FU24. 0-12-24 v. @ 1 amp. ....	17/6
F5. 6.3 v. @ 10 amps. or 5 v. @ 10 amps., or 12.6 v. @ 5 amps., or 10 v. @ 5 amps. ....	34/-
F6/4. Four windings at 6.3 v. tapped 5 v. @ 5 amps. each, giving by suitable series and parallel connections up to 6.3 v. @ 20 amps. ....	51/6


Quotations, etc.—stamped addressed envelope, please.

C.W.O. (add 1/6 in £ for carriage).

Export enquiries invited.

**H. ASHWORTH (Dept. WW),  
676, Gt. Horton Road, Bradford, Yorks.**

## For radio link communication



PANDA's new self contained VHF Trans-receiver designed for fixed or mobile operation ... rugged ... reliable and simple to use. Fully tropicalised. We can give quick delivery.

**PANDA RADIO CO. (Telecommunications)**  
16-18, HEYWOOD ROAD, CASTLETON,  
Nr. ROCHDALE, LANCS.  
Tel. Castleton 57396.

EXPORT DEPT. 59-61, Union Street, London, S.E.1.  
Tel. HOP 4567. Cables "Allrite" London. (All codes.)



Quartz Crystals of any shape and size cut and ground precisely to specification and coated, if required, with Gold, Silver, Aluminium or Rhodium, etc.

## BROOKES CRYSTALS LTD.


Suppliers to Ministry of Supply, Home Office, B.B.C., etc.

NOTE NEW ADDRESS:  
EARLWOOD STREET, GREENWICH, LONDON, S.E.1C

Phone: Greenwich 1828

Grams: Xtals Green, London. Cables: Xtals, London.

*Taking  
the large  
view....*




The Ediswan Microfilm Reader provides the simplest means of viewing 16mm or 35mm Standard British, American or Continental film in spool or strip form. The screen is clearly readable in a normally lighted room without screening, the optical arrangements being designed to give maximum contrast with hard focussing over the whole screen. The Reader is extremely simple to operate; self contained, quiet and cool in operation it does not interfere with other workers. A simple mirror attachment converts it to a Projector for viewing by small audiences. Full details are given in Publication R.1544. May we send you a copy?

# EDISWAN

## *Microfilm Reader*

*Radio Division*

THE EDISON SWAN ELECTRIC CO. LTD., 155 Charing Cross Road, London, W.C.2  
Tel.: Gerrard 8660 • Grams: Ediswan, Westcent, London • Member of the A.E.I. Group of Companies





**High grade  
Laboratory  
Equipment**

**REBUILT & GUARANTEED AS NEW!**

We have a comprehensive range of electronic equipment by well known makers, including *Microwave Receivers, Signal Generators and Cavity Wavemeters.*

*A small selection of other equipment is shown below.*

- ★ Universal Bridge type TF.373D
- ★ Transmitter Output Meters 3-10 W Max. 100/200 Mc/s
- ★ Frequency Meters type BC.221 TE.149 and TS.69/AP
- ★ Beat Frequency Oscillator type LO.800A
- ★ Constant Voltage transformers and variacs
- ★ F.M. Signal Generators by Boonton
- ★ Sullivan Precision Beat Frequency Oscillators
- ★ Valve Voltmeters type TF.428B/1.

*Microphotometers. Chart recorders to your specification.*



**SIGNAL GENERATOR  
TYPE TF 390G**

WE CAN ALSO UNDERTAKE TO RECALIBRATE OR REBUILD YOUR LABORATORY EQUIPMENT.

For further particulars of these and other high grade electronic instruments, write to:—

**HATFIELD INSTRUMENTS LTD.** 175, UXBRIDGE ROAD  
HANWELL, LONDON, W.7

Telephone : EALing 0779, 9857

- T/V TECHNOLOGY
- RADIO ENGINEERING
- ELECTRONICS
- RADIO SERVICING

There's a big future in T/V and Radio. Act now! Increase your knowledge. Back up experience with a sound theoretical background. I.C.S. offer courses of instruction in—

- T/V TECHNOLOGY
- ADVANCED SHORT-WAVE RADIO
- RADIO ENGINEERING
- RADIO SERVICE ENGINEERING
- RADAR
- ELEMENTARY ELECTRONICS

I.C.S. will also coach you for the following examinations:—  
B.I.R.E.; P.M.G. Certificate for Wireless Operators;  
Radio Servicing Certificate (R.T.E.B.); C. & G. Telecommunications, etc., etc.

**DON'T DELAY—SEND COUPON TODAY** for free descriptive booklet, stating which subject or examination interests you. Fees include all books needed. Examination students coached until successful.

Reduced terms for H.M. Forces.  
Dept. 223D, I.C.S., 71 Kingsway, W.C.2

**INTERNATIONAL CORRESPONDENCE SCHOOLS.**  
Dept. 223D. International Buildings, Kingsway, London, W.C.2.

Please send Booklet on subject.....

Name ..... Age.....  
(Block letters please)

Address .....



*Still Available—*

**R. C. A. TRANSMITTERS  
ET. 4336 and ET. 4332.**



Complete with Speech Amplifiers MI 11220. Wilcox Gay V.F.O. and Crystal Multiplier and all tubes.

Normal frequency coverage of the ET.4336 is 2-20 Mc/s. A special modified version covering 900 Kc/s—2,000 Kc/s is available.

**Hallicrafter BC.610** complete with Speech Amplifier, BC.614E, Aerial Tuning Unit BC.939A, all Tuning Units, Tubes and Coils. Large stocks of spares available for RCA, BC.610 Transmitters.

**Army 12 Transmitter** 25 watts. Frequency coverage 1.2-17.5 Mc/s. Phone or C.W. built in Modulator complete with all Tubes.

**Receivers available.** RCA AR88 LF and AR88 D, Hallicrafter SX.28, National H.R.O.

**McELROY-ADAMS MFG. GROUP LTD.**

(Sole concessionaires U.K. for Hallicrafter Communication Equipment,  
46, GREYHOUND ROAD, LONDON, W.6



Cables : Hallicraft, London

Phons : Fulham 1138/9




**"WALKIEPHONE" PTC 122/123**

**PORTABLE RADIO-TELEPHONE  
FOR CIVIL ENGINEERING  
COMMUNICATIONS**



For purposes of routine inspection and maintenance the Pye V.H.F. Walkiephone makes a valuable but inexpensive addition to any V.H.F. scheme. Armed with this lightweight equipment one man becomes, unimpeded, a source of information and when required, a centre of control. In places both unexpected and inaccessible the Pye "Walkiephone" ensures the smooth control of emergency operations. Robust, reliable, and economical in use, the complete equipment weighs only 10½ lbs. with batteries.





# AIR-SPACED ARTICULATED CO-AX CABLES

offer a unique combination of

- ✓ FRACTIONAL CAPACITANCE
- ✓ HIGH IMPEDANCE
- ✓ MINIMUM ATTENUATION

ALONG WITH

- ✓ EXCEPTIONAL FLEXIBILITY
- ✓ LIGHT WEIGHT

## 38 STOCK TYPES

FOR ANY OF YOUR STANDARD  
OR SPECIAL APPLICATIONS

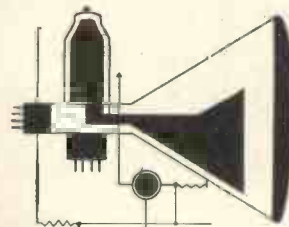
A few of the very low capacitance types are:

Type No.	Capacit. $\mu$ F/ft.	Impedance ohms	O.D.
C.44	4.1	252	1.03"
C.4	4.6	229	1.03"
C.33	4.8	220	0.64"
C.3	5.4	197	0.64"
C.22	5.5	184	0.44"
C.2	6.3	171	0.44"
C.II	6.3	173	0.36"
C.I	7.3	150	0.36"

**TRANSRADIO**  
CONTRACTORS TO  
H.M. GOVERNMENT LTD.

138a CROMWELL ROAD, LONDON, S.W.7

*smith's*  
*for*  
*current*  
*"know how"*



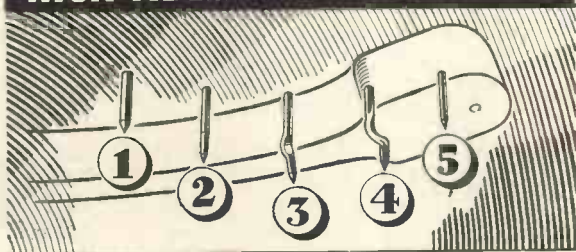
From Smith's shops and bookstalls you can quickly obtain technical books on the latest developments in circuit design, new components, methods and new theories. Books not actually in stock can usually be supplied within a day or so. Smith's Postal Service can send books to any address at Home or Overseas. Lists of the standard works on any subject gladly supplied upon request.

Get your technical books from

**W. H. Smith & Son**

SHOPS AND BOOKSTALLS EVERYWHERE

## HIGH FIDELITY REPRODUCTION



## WITH A MINIMUM OF WEAR

Calls for the use of

**S. G. BROWN PRECISION SAPPHIRE NEEDLES**

- No. 1 "Miniature" Jewel-tipped needle for *Lightweight* pick-ups.
- No. 2 "Straight" Jewel-tipped needle for *Crystal* pick-ups.
- No. 3 "Traller" Jewel-tipped needle for *Medium-weight* pick-ups.
- No. 4 "Knee Bend Trailer" Jewel-tipped needle for older *Heavy-weight* pick-ups.
- No. 5 "Miniature Solid Sapphire" needle for *Lightweight* pick-ups.

PRICES (Subject to full Trade Discount)

Nos. 1-4, 7/-, plus 2/4 P.T.  
Post 6d.

No. 5, 9/3, plus 3/1 P.T. Post 6d.

There's an **S. G. BROWN PRECISION SAPPHIRE NEEDLE** for every type of PICK-UP

All S. G. Brown Precision Sapphire Needles are protectively mounted on a useful double-sided stroboscope (78 & 33-1/3 r.p.m.). An instructive and interesting Brochure with many useful hints on obtaining better reproduction gladly sent on request. Write to Dept. W.

**S. G. Brown Ltd.** SHAKESPEARE ST., WATFORD, HERTS.  
Telephone: Watford 7241.



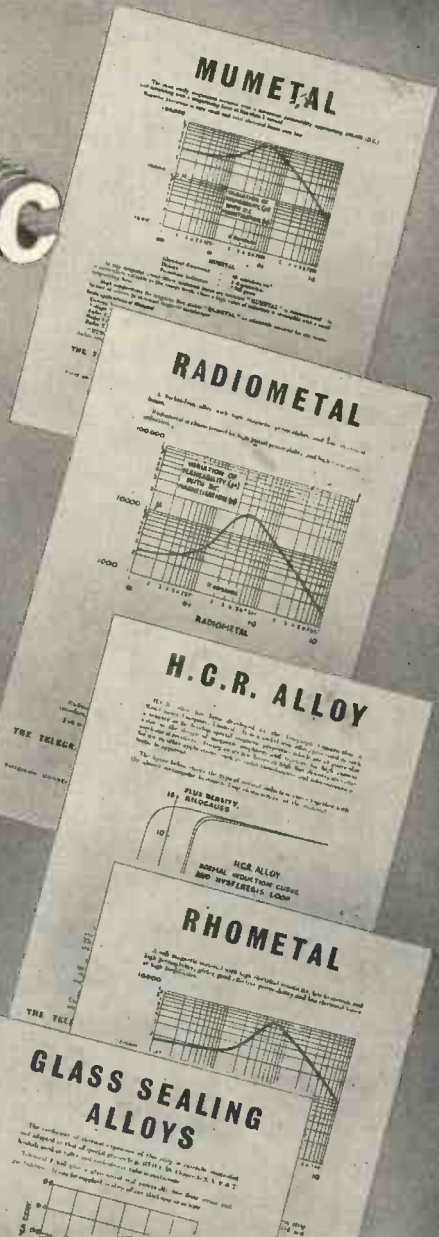
# TELCON MAGNETIC ALLOYS

Telcon magnetic and special purpose alloys are used in a vast and ever expanding field of industrial and electrical applications.

It is almost certain that a Telcon Metal exists to meet your specific needs, but if not, we will gladly co-operate with you, in finding the answer to your particular problem.

All Telcon Metals are subject to the most rigorous control and repeated inspection, and this ensures the highest standards of reliability.

The reputation of many world-famous products is solely dependent upon the utilisation of Telcon Metals.



TELCON METALS

*The inevitable choice for*

**MAGNETIC CIRCUITS IN INSTRUMENTS OF ALL KINDS INCLUDING :  
CURRENT & VOLTAGE TRANSFORMERS, COMMUNICATION TRANSFORMERS,  
RADIO FREQUENCY, RADAR & T.V. TRANSFORMERS, BRIDGE MEASUREMENT  
TRANSFORMERS, SPECIAL REACTORS, INDICATING INSTRUMENTS, RELAYS,  
MAGNETIC AMPLIFIERS, GALVANOMETER, WATTMETER, C.R.T. AND  
TRANSFORMER MAGNETIC SHIELDS, PICK-UP DEVICES, REGULATORS.**

*Complete technical data on the full range of Telcon alloys is available  
to designers and manufacturers on request.*

**THE TELEGRAPH CONSTRUCTION & MAINTENANCE CO LTD**

Head Office: 22 OLD BROAD ST, LONDON, E.C.2 Telephone: LONDON Wall 7104

All enquiries to: TELCON WORKS, GREENWICH, S.E.10 Telephone: GREENWICH 3291



# An E.H.T. Measuring Instrument by Teleonics—Type 1030 Covering 0—30,000 volts in three steps

This compact, portable and robust instrument provides a new facility for bench or field work. Polarity is selected by means of a three position switch—the centre position locking the instrument for transit purposes.



**PRICE**  
**28**<sup>1</sup>/<sub>2</sub>  
**GNS**

\* Or, if you want to measure really high voltages, why not consult us.

**BRIEF SPECIFICATION**

Ranges: 0-10 K.V., D.C. 0-20 K.V., D.C. 0-30 K.V. D.C. ● Movement: Moving Coil, 50 Micro-amps. ● Scale: 5 in. Linear.  
Polarity: Positive or negative. ● Insulation: 45 K.V. ● Accuracy: 2%. ● Finish: Grey Stove Enamel.


*As supplied to the Admiralty, G.P.O., Decca Navigator, Etc., Etc.  
Full technical data on request.*

## TELEONICS (COMMUNICATIONS) LTD.

181, EARLS COURT ROAD, LONDON, S.W.5.

TELEPHONE: FROBISHER 0387

### HYDRAULICALLY FORMED by a process unique in this country



*Combining the  
properties of:*

1. A compression spring capable of repeated flexing
2. A container which can be hermetically sealed
3. A packless gland

for Automatic coolant regulation: Movement for pressure change: Packless gland to seal spindle in high vacua: Reservoir to accept liquid expansion: Dashpot or delay device: Barometric measurement or control: Pressurised couplings where vibration or movement is present: Dust seal to prevent ingress of dirt: Pressure reducing valves: Hydraulic transmission: Distance thermostatic control: Low torque flexible coupling: Pressure sealed rocking movement: Pressurised rotating shaft seals: Aircraft pressurised cabin control: Refrigeration expansion valves: Thermostatic Steam Traps: Pressure amplifiers: Differential pressure measurements: Thermostatic operation of louvre or damper.

Write for List No. N800-1 B12

## Drayton METAL BELLOWS

Drayton Regulator and Instrument Co. Ltd., West Drayton, Middx.

## ASK ARTHURS FIRST

Send your enquiries for all Radio and Electrical goods, especially those in short supply.

### ★ NEW VALVES

We have probably the largest variety of valves in the country. Let us know your requirements.

### AVO METERS IN STOCK

Avo Model 7.....	£19 10 0
Avo Model 8.....	£23 10 0
Signal Generator, Mains and Battery Models.....	£30 0 0
Electronic Test Meter.....	£40 0 0
Valve Characteristics Meter.....	£60 0 0
★ Cossor Oscilloscopes, Models 1035.....	£93 10 0
	1049 £132 0 0

Also full range TAYLOR METERS. List on request.

### VALVE MANUALS

Mullard.....	5 0
Osram.....	5 0
Brimar Nos. 4 & 5.....	5 0
each.....	
Mazda, Part 2.....	2 0
Mullard Valve Replacement Guide.....	2 6
Amateurs' Guide to Valve Selection by Mullard.....	1 6
Postage 6d. each extra.	

Leak Point Amplifiers.....	£28 7 0
Leak Pre-Amplifiers.....	£9 9 0
Leak Tuning Unit.....	£35 6 3
Wearite Tape Deck.....	£35 0 0
Grundig Tape Recorder two-speed.....	£84 0 0
Recording Tapes: E.M.I., G.E.C. and Scotch Boy, 35/- each.	
Ferrovoice Tape, 1,200ft. on 7in. spool 22/6 only (plus 9d. postage).	
Terms C.O.D. or Cash with order. Goods offered subject to being unsold and to price alteration.	

*Arthur's*  
PROPS: ARTHUR GRAY, LTD.

EST. 1919

GRAY HOUSE, 150-152 CHARING CROSS ROAD, LONDON, W.C.2  
Temple Bar 5833/4 and 4765. Cables: TELEGRAY, LONDON



# STRICTLY EXPORT ONLY



Leading Exporters of all types of Radio Receiving and Transmitting Tubes. Current Production and Ex-Government Surplus Special Purpose Tubes. Over 900 types in large quantities, available Ex-Stock, Contractors to British Commonwealth and Foreign Governments for Army, Navy, and Air Forces, Post Offices, Civil Air Lines, etc. Ask for Export List.

## SOME OF THE TYPES CARRIED IN STOCK

1A3	4THA	6D7	6SR7	12K7GT	50C5	715B	1625	CV222	H30	P2N25	VCR97
1A5GT	4TPB	6E5	6SS7	12K8 (metal)	50C6/G	717A	1628	CV415	H63	PEN46	VCR140
1A7/G	5AP1	6E8	6ST7	12K8/GT	50L6GT	721A	1629	CV967	HF300	PEN220A	VCR140A
1A7GT	5A24	6F5	6T7G	12Q7/GT	50Y6GT	723A/B	1633	CV980/8431	HL2	PM4DX	VCR511B
1B24	5B4G	6F5G	6U4GT	12SA7	58A	724A	1635	CV1481	HL4	PM202	VCR518
1C5G	5A/102D	6F5GT	6U5G	12SA7GT	58KU	726A	1642	CV1583	HL41	PF225	VCR518A
1C5GT	6B/76A	6F6/1613	6U5/9G5	12SC7	58S	728A	1648	CV6006	HL7	PT15	VCR517A
1D5	5BP1	6F6G	6U7G	12SG7	57	800	1815	CY31	HP4101/5	PT5	VCR517B
1D8GT	5BP4	6F6/GT	6V6	12SH7	58	801	1851	CY32	HR210	PX4	VCR517C
1E7G	5CP1	6F7	6V6/G	12SJ7	59	801A	1960	D1	HT1	PX25	VCR526
1G4GT	5CP7	6F8G	6V6GT	12SJ7GT	61P	802	2050	D41	KR3	QP21	VCR528
1G5G	5C/450 (A)	6F8GT	6X4	12SK7	72	803	2051	D63	KT2	R1	VCR528
1G8GT	5C/450	6F9/G	6X5	12SL7GT	73	805	4003A	DA80	KT8	R2	VCR530
1H5G	5CP7	6G6G	6X5G	12SL7GT	75	807	4019A	DA100	KT24	R3	VCR530
1H5/GT	5L35	6H6	6X5/GT	12SN7GT	76	808	4019B	DE75	KT33C	R10	VCR530
1L4	5LP1	6H6G	6Y6G	12SQ7	77	810	4021A	DE79	KT44 VT75A	R12	VCR530
1LA8	5R4GY	6H9GT	6Y7G	12SQ7GT	78	811	4033A	DET12	KT61	RC3/522	VCR530
1L6	5T4	6J5	6Z5	12SK7	80	813	4045A	DET16	KT68	RCL21	VCR530
1LD5	5U4/G	6J5G	7A4	12V5G	80A	814	4048A	DET19	KTW61	RQ11/25	VCR530
1LH4	5V4G	6J5GT	7A6	12X3	81	815	4060A	DET25	KTW62	RG6/45	VCR530
1LN5	5X4G	6J6	7A7	12Y4	82	816	4094A	DH63	KTW63	RE20A	VCR530
1N5/G	5Y3G	6J7	7B6	14A7/12B7	83V	828	4313C	KTZ41	KTZ41	RE28A	VCR530
1N5GT	5Y3GT	6J7G	7B7	14B6	83	828	4328D	EL448	KTZ63	RE34	VCR530
1N6GT	5Y4G	6J7GT	7B7	14E7	84/SZ4	829	4379	EL148	KTZ73	RE39	VCR530
1Q5GT	5Z4	6K6G	7C4	14H7	89	829A	5763	EL155	L2	RE47	VCR530
1R4/1294	5Z4	6K6GT	7D8	14K7	100TH	829B	7193	EL190	L30	RE48A	VCR530
1R5	5Z4/G	6K7	7C8	14S7	117L/GT	830B	7475	EL191	L63	RE73	VCR530
1R4	5Z4GT	6K7G	7C7	15E	117N/GT	832	8011	EL192	L63	RE75	VCR530
1R5	6A5	6K7GT	7D3	15R	117Z/GT	832A	8012A	EL231	LD210	REK73	VCR530
1T4	6A7	6K8	7D5	19A45	210VPT	832A	8013	EL248	LD410	REK23A	VCR530
1U5	6A8G	6K8/G	7D8	23D	210RL	834	8018	EL254	LL2	REK235 (72)	VCR530
2A3	6A8GT	6K8/GT	7E7	24G	220RC	836	9001	EL265	LL4	REK25	VCR530
2A5	6AB7/1853	6L5G	7E6	26A8G	210SPG	837	9002	EL266	LP2	REK26	VCR530
2A6	6AC7/1852	6L6 (metal)	7G7	26L6	210EPT	838	9003	EL271	L85	REK27	VCR530
2A7	6AC5	6L6/G	7E7	26L6GT	210VPT	841	9004	EL320	M135H	REK28A	VCR530
2B7	6AG6/G	6L6/GA	7K7	25Y5	212E	843	9006	EL323	M14	REK29	VCR530
2C26	6A07	6L7	7N7	26Z4G	215P	850	9008	EL359	MR41	REK30	VCR530
2C34	6A35	6L7G	7R7	26Z5	217C	860	9009	EL368	MR4105	REK31	VCR530
2E22	6AK5	6N7	7Q7	25Z6G	220B	861	9010	EL368	MRLD6	REK32	VCR530
2E21A	6AK6	6N7/G	7S7	25Z6GT	221D	863	9011	EL368	ML4 TT4	REK33	VCR530
2E31	6AL5	6N7GT	7E5	26D7	260TH	864	9012	EL374	ML6	REK34	VCR530
2E34	6AM5	6P7G	7W7	30	262B	865	9013	EL374	MR10	REK35	VCR530
2E36	6AM6	6Q7	7Y4	32	262A	866A	9014	EL374	MR10	REK36	VCR530
2E39	6AQ5	6Q7/G	7Z4	33	304TH	867R	9015	EL374	MR10	REK37	VCR530
2E43	6AT6	6Q7GT	8D2	35A5	307A	869B	9016	EL374	MR10	REK38	VCR530
2E44	6AUG	6R2	8D2	MSL6G6	310A	872 872A	9017	EL374	MR10	REK39	VCR530
2E48	6B4G	6R7/G	9D6	35T	310B	874	9018	EL374	MR10	REK40	VCR530
2X2/878	6B5	6R7/GT	10	35TG	311A	875A	9019	EL374	MR10	REK41	VCR530
2X2A	6B7	6SA7	10D1	35W4	313C	876	9020	EL374	MR10	REK42	VCR530
3A4	6B8	6SA7GT	11D3	35Z3	323A	876/304	9021	EL374	MR10	REK43	VCR530
3AP1	6B9G	6SC7	11D5	35Z4GT	327A	884	9022	EL374	MR10	REK44	VCR530
3B7/129	6BA6	6SD7/GT	12A6	35Z5GT	328A/4328A	902	9023	EL374	MR10	REK45	VCR530
3B24	6BE6	6SE6	12A6GT	36	337A	923	9024	EL374	MR10	REK46	VCR530
3B26	6BG6G	6SF7	12A8/GT	37	354V	931A	9025	EL374	MR10	REK47	VCR530
3BP1	6BE7	6SG7	12A87/GT	38	357A	934	9026	EL374	MR10	REK48	VCR530
3CP1	6BW6	6SH7	12A7G	39/44	350A	935	9027	EL374	MR10	REK49	VCR530
3DE/1299	6BW7	6SH7GT	12A7	40	388A	936	9028	EL374	MR10	REK50	VCR530
3DP1	6C4	6S7	12AUG	41	394A	937	9029	EL374	MR10	REK51	VCR530
3FP7	6C5	6S7GT	12AU7	41MP	450TL	958A	9030	EL374	MR10	REK52	VCR530
3LF4	6C5G	6S7Y	12AX7	41MTL	703A	959	9031	EL374	MR10	REK53	VCR530
3Q4	6C5GT	6SK7	12BA6	41MXP	705A	961	9032	EL374	MR10	REK54	VCR530
3Q5/G	6C4	6S7GT	12BE6	41RTH	707A/B	962	9033	EL374	MR10	REK55	VCR530
3Q5GT	6C8G	6SL7	12C8	42	708A	1299A	9034	EL374	MR10	REK56	VCR530
3S4	6C21	6SL7GT	12C8GT	43	713A	1616	9035	EL374	MR10	REK57	VCR530
3V4	6CD6-G	6SN7/GT	12H6	45	714AY	1619	9036	EL374	MR10	REK58	VCR530
4C21	6CE6	6SQ7	12J5GT	45 SPEC	715	1622	9037	EL374	MR10	REK59	VCR530
4D7	6C8	6SQ7GT	12J7GT	46	715A	1624	9038	EL374	MR10	REK60	VCR530

# HALL ELECTRIC LTD

HALTRON HOUSE, 49-55 LISSON GROVE, LONDON N.W.1.

Tel.: Ambassador 1041 (5 lines) Cables: Halleetric, London

HALTRON

HALTRON



# THE PERFECT PAIR—exclusive to

# Holley's



## OUR NEW MODEL 3DAP TWIN SPEAKER CABINET

Price £16.16.0

Giving a new conception and  
"Presence Effect" to  
listening.

## CABINET

to house all types  
of  
HI-FIDELITY  
EQUIPMENT

Price £29.10.0

Other models from 5 gns.



### AMPLIFIERS

Leak T 12 and TC	£37 16 0
Sound Sales and TC	£20 0 0
Sound Sales Senior	£32 0 0
Q.U.A.D. and TC	£35 0 0
Rogers Baby De Luxe	£22 10 0
Rogers Williamson	£29 5 0

### RADIO TUNERS

Sound Sales A-Z	£17 4 0
Chapman S 4	£16 0 0
Rogers	£25 16 1
Leak V/S	£36 1 3
Armstrong 8 Receiver	£23 13 0
Q.U.A.D. Pre-set	£24 15 0

### LOUDSPEAKERS

Wharfedale Super 5 and 8	£6 13 3
Wharfedale W 12 C/s	£9 15 0
Wharfedale Super 12 CS/AL	£16 0 0
Wharfedale W 15 C/S	£16 0 0
Wharfedale Golden 10ins.	£7 13 3
Wharfedale 3 Speaker Corner Assembly	£72 0 0
Goodmans Axiom 101	£6 12 1
Goodmans Axiom 102	£9 18 2
Goodmans Axiom 150 Mk. II	£10 5 6
Goodmans Audiom 60	£8 12 6
Barker Duode	£12 12 0
Sound Sales P.I. in Cab.	£14 10 0
Voigt Corner Cabinet	£47 0 0
Lowther Voigt PM 2 Unit	£35 0 0
Tannoy 15in. Dual Concentric	£33 10 0
Tannoy 12in. Dual	£27 10 0

### TAPE RECORDERS AND TELEVISION

Grundig	£78 15 0
Grundig Console	£99 15 0
Wearite Tape Deck	£35 0 0
Truvox Tape Desk	£23 2 0
Television by leading manufacturers.	
12in. Models from 57 gns.	
15in. and 17in. from 72 gns.	

### PICKUPS AND AUTOCHANGERS

Decca XMS with new type H Hi-Fi Head	£6 9 3
Connoisseur P/U with head	£5 19 3
Extra heads	£3 6 3
Connoisseur 3-speed Motor	£21 17 3
Garrard 75a less head	£13 10 0
Garrard 80, less head	£15 3 3
Garrard 201 B	£22 14 8
Garrard T. 3 speed	£10 0 2
Collaro Studio type O or P	£4 0 8

## HOLLEY'S RADIO, 285, CAMBERWELL ROAD, LONDON, S.E.5

Telephone: RODney 4988 Hours: 9.30-6.0 p.m. Including Saturdays


Hire Purchase Terms Arranged, Export Orders Accepted, Technicians who will install our Equipment in your Home to the Best Acoustical Advantage.

## REDUCE YOUR PRESS TOOL COSTS

### THE HUNTON UNIVERSAL BOLSTER OUTFIT FOR SHEET METAL PIERCING AND BLANKING ON FLY PRESSES

Bolster Frame with 2 adjustable gauges and insertable steel Holders for Dies  $\frac{1}{16}$  in. to  $\frac{3}{16}$  in. bore diameter.

Two Punch Holders with detachable positive-action Strippers take the complete range of Punches  $\frac{1}{16}$  in. to  $\frac{3}{16}$  in. diameter.



Equip your Press with the Hunton Outfit and use inexpensive standardised Punches and Dies  $\frac{1}{16}$  in. diameter, obtainable from stock—in  $\frac{1}{16}$  in. sizes—when required.

Standardised Tools also available at short notice for Square, Oblong and other shapes, Louvre Forming (up to 8in. long), Corner Notching, Corner Radiusing, Angle Iron Notching and Piercing, etc.

Get the Outfit now—Buy Punches, Dies and Tools as you need them.

Descriptive brochure and prices on request

## HUNTON LIMITED

Phoenix Works, 114-116, Euston Road, London, N.W.1

Telephone: EUSton 1477-3-9

Telegrams: Untonexh, London

Photograph by permission  
of Marconi's Wireless  
Telegraph Co. Ltd.

## PIN-POINT PRECISION!

with the  
pencil-thin  
ORYX



The special service, sub-miniature soldering instrument for small assemblies. Pencil-thin for complete control, pin-point precision. Weight— $\frac{1}{2}$ oz. Voltage ranges 6-6 $\frac{1}{2}$ , 12-13 and 24-27 $\frac{1}{2}$ .

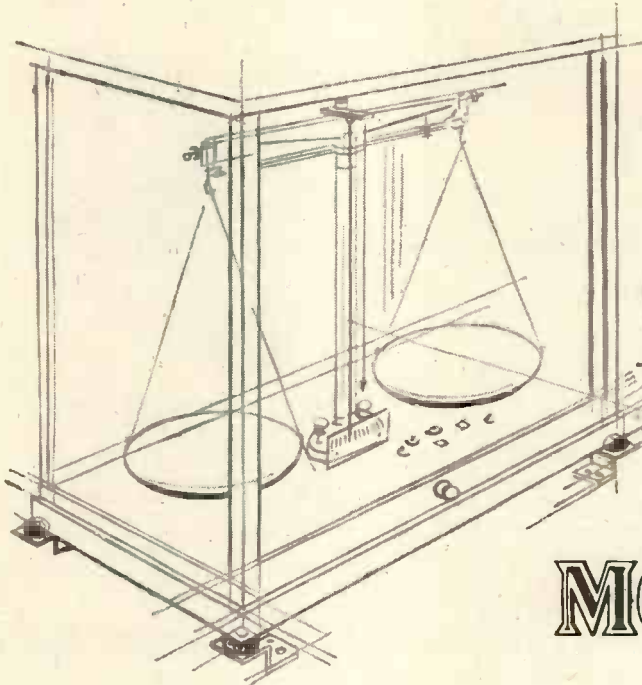
- Heats up in 30 seconds ● "Pin-point" heat concentration
- "Finger control" Soldering
- Ample heat-capacity for production lines
- Interchangeable push-on bits.

## ANTEX

Sole Distributors

3, TOWER HILL · LONDON E.C.3 Tel: Royal 4439

**APPLICATION 95**  
**SERIES 38**




*Yet another application of a*

**"FLEXILANT"**

**MOUNTINGS**  
**SERIES 38**

*IN this instance the Series 38 "Flexilant" Mounting protects a delicate instrument from vibration and shock. Other applications are manifold — from aircraft to power-station instrument panels: from ship's instruments to the protection of pyrometers in a steel works.*

*We produce a range of components that absorb vibration; eliminate noise; suppress shock. Our new catalogue lists all these for you.*



**RUBBER BONDERS LIMITED**

IN ASSOCIATION WITH EMPIRE RUBBER COMPANY (Proprietors: H.G. MILES LTD.)

**DUNSTABLE . . . BEDFORDSHIRE**

TELEPHONE: DUNSTABLE 533-536 (4 LINES)      TELEGRAMS: SPANDIT, DUNSTABLE



# TRUVOX

*It* **Pays As** *You Earn!*  
**EQUIPMENT**

Profitable P.A. business is built upon a reputation for reliability which can only be based on the dependability of your equipment. That is why it pays to use only TRUVOX, the reproducers that have had reliability built into them for a quarter of a century.




## TRUVOX PRESSURE TYPE DRIVING UNITS

Senior and Junior models have a power handling capacity of 15 and 10 watts respectively and provide a substantially linear response from 175 to 10,000 c.p.s. The Senior model is available with built-in tropicalised multi-ratio transformer a noteworthy feature much appreciated by sound engineers.

For Full Details Write to:

**ROLA CELESTION LTD., FERRY WORKS, SUMMER ROAD, THAMES DITTON, SURREY**

Phone: Emberbrook 3402-6.



## TRUVOX REFLEX SPEAKERS

Senior models give a substantially linear response from 250 to 8,000 c.p.s. with a peak handling capacity of 8 to 10 watts whilst Junior models range from 350 to 8,000 c.p.s. with 6 to 8 watts peak handling capacity. Either can be supplied with built-in transformer. Completely weather-proofed and designed to withstand prolonged exposure and vibration.



## Special Announcement

The wide frequency range and low distortion of present day amplifiers will show up any deficiencies in the reproduction of radio programmes. Very severe distortion is often apparent and this is generally blamed upon the quality of B.B.C. transmissions. However, research has shown that the main cause of the trouble lies in the detector circuit of the receiving equipment. B.B.C. programmes are often modulated up to 100% depth, and under these conditions a conventional detector circuit can give as much as 20% distortion.

T. S. Marshall, designer for Lee Products, has developed a new diode detector circuit which has unity D.C./A.C. load ratio at all audio frequencies and it will accept up to 100% modulation without distortion. A superhet tuner unit, for quality reception and using the new circuit, is in production.

For full details, write to:—

**LEE PRODUCTS (Great Britain) LIMITED**  
ELPICO HOUSE, GT. EASTERN ST.,  
LONDON, E.C.2

Tel.: Bishopsgate 0444-5-3 Grams: Leprod, Ave, London  
Cables: Leprod, London

MANUFACTURERS OF

## AUTOMATIC, HAND & STRIP WINDING MACHINES

SOLE AGENTS ABROAD

K. G. Khosla & Co., 1 Original Road (Opp. Paharganj  
Police Station), New Delhi 1, India.

Etablts Octave Houart, 14 Quai de L'Industrie, Sclesstn-  
cz-Liege.

R. H. Cunningham, Pty., Ltd., 118 Wattletree Road,  
Armadale, S.E.3, Victoria, Australia.

Hefty & Frogg, Oslo, Norway, Storgaten, 15.

Technical & Industrial Services, P.O. Box 60, Claremont,  
Cape Town.


YOUR ENQUIRIES ARE INVITED

**ETA TOOL CO**  
(LEICESTER) LTD  
29A WELFORD ROAD, LEICESTER

Phone 5386



# Ultrasonic Power for Industry



**M**ULLARD, pioneers in the application of ultrasonic power to industry, now make available the first of a range of h.f. and l.f. ultrasonic generators that provide from 50W — 1kW ultrasonic power at frequencies in the range 15 kc/s to 2 Mc/s.

These equipments are already being successfully applied to such processes as the tinning of aluminium and its alloys, the rapid cleaning of small engineered parts that are either inaccessible or that require delicate treatment, and the dispersion of particles in liquid media.

In addition to these proved applications, high power ultrasonics offers interesting possibilities in research projects where cavitation phenomena or high particle velocities are required.

Research workers and development engineers wishing to investigate the application of ultrasonics to their own particular problems are invited to take advantage of the Mullard advisory service on ultrasonics at the address below.

*H.F. Ultrasonic Generator type E.7562*



*L.F. Ultrasonic Generator type E.7590*




# Mullard



**SPECIALISED ELECTRONIC EQUIPMENT**

**INCREMENTAL ACCURACY Within 1% up to 70 Mc/s  
BACKED BY N.P.L. CERTIFICATE**



(EXTRACT)  
Table

**MODEL RA104  
WIDE FREQUENCY RANGE ATTENUATOR**

It is the only unit of its type, independent of frequencies up to 70 Mc/s designed to operate between 75 ohms resistive loads.

**THE ONLY COMMERCIALY AVAILABLE INSTRUMENT**

over the range 1-10<sup>4</sup> db in steps of 1 db. A National Physical Laboratory Certificate quotes the adjoining figures.

Please write for full details.

Nominal attenuation setting in db.	Attenuation in decibels at frequencies of			
	1 Mc/s	10 Mc/s	30 Mc/s	50 Mc/s
0	0.0	0.0	0.1	0.2
1	1.0	1.0	1.1	1.2
2	2.0	2.0	2.1	2.2
3	3.0	3.0	3.1	3.2
4	4.0	4.0	4.1	4.2
5	5.0	5.0	5.1	5.2
10	10.0	10.0	10.15	10.3
15	15.0	15.0	15.2	15.3
20	20.0	20.0	20.15	20.3
40	40.0	40.0	40.2	40.3
20	20.0	20.0	20.1	20.3
40	40.0	40.0	40.3	40.4

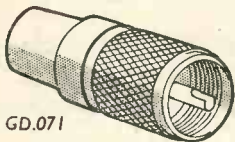
**BRITISH PHYSICAL LABORATORIES**

Tel.: Radlett 5674-5-6



Radlett HERTS

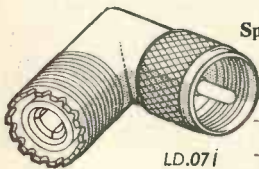
dmBPII



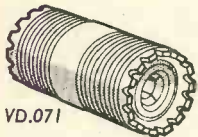
GD.071

**SCREENED CONNECTORS**

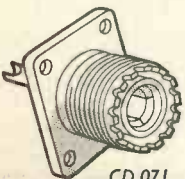
for cables of 0.2" to 1.03" O.D.  
Single and multi-way types.  
Special types fitted with coupling rings.  
Cable joining connectors.  
U.S. Type Connectors as illustrated.



LD.071



VD.071



CD.071

CABLE O.D.	TYPE	CODE NO.
0.41"	Straight plug Reducing adaptor Reducing adaptor	GD.071
0.25"		RD.07/05
0.2"		RD.07/03
fits on GD.071 CD.071 VD.071	Elbow plug adaptor	LD.071
fits on GD.071 LD.071	Bulkhead (Junction) adaptor	VD.071
fits on GD.071 LD.071	Chassis receptacle	CD.071

Other Transradio specialised products:  
CO-AX air-spaced articulated  
Very Low Loss Cables.  
Microdual Two-speed Precision Drives.

**TRANSRADIO LTD**

138A CROMWELL ROAD, LONDON, SW7,  
ENGLAND Telephone: FREmamble 4421 (P.B.X.)

**COIL WINDING MACHINERY**



We invite your enquiries for the Type A1/1 automatic machine, as illustrated. Also for the Type H/1 hand coil winder and Type AW/1 Armature Winding Head.

**KOLECTRIC LTD**

73 UXBRIDGE ROAD, EALING, LONDON, W.5  
Ealing 9096



# Sound Appreciation

Here is an appreciation of high quality Sound reproduction, typical of many we receive from enthusiasts all over the world who own or have listened to a Goodmans High Fidelity or good quality Commercial Loudspeaker.

Berkeley, Glos.  
September 7th, 1953

Dear Sirs.

On Wednesday last, the opening day of the Radio Show at Earls Court, I attended one of your sound demonstrations, and right now, please let me say how much I enjoyed it. I was greatly impressed, and in my humble opinion (Just an ordinary person who enjoys high quality) considered the results from your new 8" speaker - STUPENDOUS.

The speaker which attracted me most of all was your Axiom 150 Mk. II, 12" in the specially designed cabinet, and could you please send me details of how such an identical cabinet can be constructed

This is but one of the numerous unsolicited testimonials which are continually reaching us, the originals of which are available for inspection.

## AXIOM 150 MK. II

### BRIEF SPECIFICATION

Frequency Coverage ..... 30/15,000 c/s  
 Fundamental Resonance ..... 35 c/s  
 Max. Power Capacity..... 15 watts peak A.C.  
 Flux Density ..... 14,000 gauss  
 Finish ..... Grey Rivelling Enamel  
 Price ..... £10 : 5 : 6 (Tax free)



Dimensional drawings of this specially designed Corner Reflex Cabinet measuring approximately 46" x 29" x 19", and illustrated literature covering the full range of Goodmans Loudspeakers will be sent on request.



# GOODMANS

GOODMANS INDUSTRIES LIMITED  
 AXIOM WORKS, WEMBLEY, MIDDLESEX

Telephone : WEMbley 1200 Cables : Goodaxiom, Wembley, England



# FOR BRILLIANT SOUND RECORDING



- Two speeds, giving TWO HOURS perfect speech recording, or ONE HOUR high-fidelity music recording.
  - Push-button control and magic eye tuning give instant mastery of both recording and reproduction.
  - The same tape can be used repeatedly, each new recording automatically erasing the previous one, or recordings can be kept and played indefinitely.
  - High-speed rewind mechanism returns you to any part of the two hour tape in two minutes.
  - Unique condenser microphone, as sensitive as the human ear, faithfully reproduces all tone characteristics.
  - Sound Frequency Range: 50-10,000 c/s at 7½ in. per second. 50-6,000 c/s at 3½ in. per second.
- As compact and portable as a suitcase.

PRICE 80 GNS. H.P. TERMS AVAILABLE

## GRUNDIG

*Reporter* 700L

TWO SPEED TAPE RECORDER

*The Finest Tape Recorder  
in the World.*

Write for illustrated Folder to:  
Grundig (Gt. Britain) Ltd., Kidbrooke Park Road, S.E.3.

## 12" speakers NOW TAX FREE!

Take your pick from these luxury units:

### GOODMANS

<p><b>Audiom 60</b></p> <p>£2.12.6 } &amp; £1 monthly with order } for 7 months</p> <p>Cash price £8.12.6</p>	<p><b>Axiom 150 Mark II</b></p> <p>£3.5.6 } &amp; £1 monthly with order } for 8 months</p> <p>Cash price £10.5.6</p>
---	--

### W.B.

<p><b>S 12135</b></p> <p>£3.2.6 } &amp; £1 monthly with order } for 7 months</p> <p>Cash price £9.2.6</p>	<p><b>12in. Dual Concentric</b></p> <p>£7.11.0 } &amp; £1.8.9mthly with order } for 12 months</p> <p>Cash price £22.11.0</p>
---	--

### WHARFEDALE

<p><b>W12</b></p> <p>£3.5.0 } &amp; £1 monthly with order } for 7 months</p> <p>Cash price £9.5.0</p>	<p><b>W12/CS/AL</b></p> <p>£5.10.0 } &amp; £1 monthly with order } for 12 months</p> <p>Cash price £16.0.0</p>
---	--

Descriptive leaflets of any of above units free on request.

EASY PAYMENT ORDER BLANK      DATE.....

To: Frith Radiocraft, Ltd., Leicester

Please supply .....  
for which I enclose £ : : Deposit and agree to pay.....  
further monthly payments of £ : : commencing on the first  
day of next month.

Signed (usual signature).....

Name in full (CAPITALS) .....

Address.....

State if householder  If over 21  Occupation

FRITH RADIOCRAFT LTD., Churchgate, LEICESTER

## THE GOLDRING MAGNA CARTRIDGE



- A magnetic Turnover Cartridge with high output and cantilever styli.
- Entirely new principle. (Pat. applied for.)
- Output comparable to crystal pick-ups.
- Cantilever styli give minimum record wear and eliminate needle-talk.
- Styli easily replaceable.
- Smooth extended frequency response on both standard and L.P. records.
- The ideal replacement Cartridge for 3-speed record changers and units.

Of special interest to the designer of new equipment.

\*Write for full technical information to:—

### ERWIN SCHARF

47-51a, JE DEAUVOIR ROAD, N.1

Telephone: CLIssold 3434-5-6




## “Precision on Patrol”

“Hello KLN 3...attend R.T.A....A.6...6 miles from...”

Briefly—precisely—instructions are given and the patrol car is on its way. That the police are so quickly on the scene of action is due to the efficiency of their system, the skill of their men, and the dependability of their equipment.

Only the highest possible performance by its many components enables shortwave equipment to succeed in its task. Parmeko are proud of the part played by their transformers, whose absolute reliability is shown by their continued use, not only by the police and all branches of H.M. Services, but in every branch of industry



### PARMEKO of LEICESTER

*Makers of Transformers for the Electronic and Electrical Industries*

# Connoisseur

## 3-speed MOTOR

Test this new motor at your earliest opportunity.

You will find it possesses all the qualities you have been looking for! 12in. turntable, 33 $\frac{1}{3}$ , 45 and 78 r.p.m. Synchronous motor, virtually vibrationless.

Suitable for standard, transcription and microgroove recordings. Input voltages: 200-250 A.C. 50 cycles. 110 volts 60 cycles to order.



## 3 Head PICK-UP

The CONNOISSEUR SUPER LIGHTWEIGHT PICK-UP

Extremely low mass at needle point ( $\frac{4}{5}$  m.g. only), allowing for reduction in downward pressure to  $\frac{8}{10}$  grams for standard recordings, and  $\frac{4}{6}$  grams for microgroove recordings.

PRICES with one Head, £4/10/-, plus £1/9/3 tax.

Extra Heads, each £2/10/-, plus 16/3 tax.

Spare Armature System with sapphire, 10/3, plus 3/4 tax.



PRICE (without Pick-up)

**£16.10.0 Plus £5.7.3 tax**

### OVERSEAS AGENTS

S. AFRICA: W. L. Procter (Pty.) Ltd., 63 Strand Street, Cape Town.

AUSTRALIA: J. H. Magrath & Co. Pty. Ltd., 208 Little Lonsdale Street, Melbourne.

CANADA: The Astral Electric Co. Ltd., 44 Danforth Road, Toronto 13, Ontario.

NEW ZEALAND: Turnbull & Jones Ltd. Head Office: 12/14 Courtenay Place, Wellington.

HONG KONG: The Radio People Ltd., 31 Nathan Road, Hong Kong.

**A. R. SUGDEN & CO.**  
(ENGINEERS) LTD.


WELL GREEN LANE, BRIGHOUSE, YORKSHIRE

Telephone: HALIFAX 69169

*High Value*

## INSULATION RESISTANCE METER

MODEL  
RM175-LZ



**0.9 TO 10,000,000 MEGOHMS**

Self-contained, mains operated with stabilised voltage compensation and incorporating meter overload protection in the case of sample breakdown, this resistance meter is designed for intensive use in testing high values of insulation. Test pressure variable from 0-1,000 V.D.C.

**0-1,000 V.D.C.**

**SELF-CONTAINED  
STABILISED  
OVERLOAD  
PROTECTION**

BRITISH PHYSICAL LABORATORIES

Radlett HERTS



Tel: RADLETT 5674-5-6

dm.BP13

## MOTEK



K4 UNIT (shown above).....17 guineas

**Motek—The name  
for tape units.**

*Illustrated leaflet available on request.*

**MODERN TECHNIQUES**

138-144 Petherton Road, London, N.5

Tel.: Canonbury 5896




# - if you look for **BIG RESULTS**




All previous standards of performance are blown sky high by Osmor "Q" Range Coils. No wonder our customers are enthusiastic! They tell us these "mighty marvels in miniature" are super selective and sensitive to a degree they never dreamed possible. And we guarantee them—they're the outcome of patient scientific research plus the highest technical ability. They infuse new life into a set on these "plus" points alone:—

- ★ Only 1in. high.
- ★ Packed in damp-proof containers.
- ★ Variable iron-dust cores.
- ★ Fitted tags for easy connection.
- ★ Low loss Polystyrene formers.

**COILPACKS.** Now at new lower prices! A full range is available for Superhet and T.R.F. Mains or Battery. Size only 1½in. high x 3½in. wide x 2½in. Ideal for the reliable construction of new sets, also for conversion of the 21 RECEIVER, TR 1196, TYPE 18, WARTIME UTILITY and others. Aligned and tested, with full circuits, etc. Fully descriptive leaflets available.



**4' - EACH**



With **OSMOR**

Lines—you're on the right lines!

A spotlight on just one of the range of **OSMOR "Q" coils**

## H.F. CHOKE Type Q.C.1.

Frequency coverage 150 kc/s. to 20 m/c. Iron-dust core and single-screw fixing. Prototype tested and approved by M. G. Scroggie, B.Sc., M.I.E.E. Ideal as anode load in TRF receivers, for decoupling and general purpose. Price 4/.



TWO for the Price of ONE

## The NEW **OSMOR**

### CHASSIS CUTTER

of entirely new design. Cuts two sizes of holes with any one reversible punch and die; and can be operated with a spanner or tommy-bar. Blanks easily removed. For use on steel up to 18 sw.g. Brass and Dural up to 16 sw.g. Aluminium and Copper up to 14 sw.g.



Type	Hole Sizes	Price
1	1in. x 1½in.	19/6
2	¾in. x 1¼in.	18/9
3	¾in. x 1½in.	22/6
4	1½in. x 2in.	27/3

Post and Packing 1/- (any type).

Tommy Bars ..... 1/3 each

## The OSMOR "JIFFY PUNCH"

For cutting smaller holes neatly and quickly with one blow of a light hammer.



Type	Hole Size	Price
1	½in.	6/6
2	¾in.	7/6
3	1in.	8/9

For use on Steel up to 20 s.w.g. Brass and Dural up to 18 s.w.g. Aluminium and Copper up to 16 s.w.g.

(Dept. W.47) BRIDGE VIEW WORKS, BOROUGH HILL, CROYDON, SURREY.

## DIALS

Type A. Glass DIAL ASSEMBLY (as illus.) measuring 7in. x 7in. (9½in. x 9½in. overall) mounts in any position on or above the chassis and works with any type of drive. Choice of two 3-colour scales—G1 (L.M.S.) or G2 (M.S.S.). Price complete, 24/6. Pulley assembly for right angle drive if required 1/9 extra. P. & P. 1/6.



## METAL DIALS

Overall size 5½in. sq., as illustrated. Cream background, 3-colour. Type M1, L.M.S. waves. M2, L. & M. waves. M3, M. & 2/S waves. Price 3/6 each. Pointer, 1/6. Drum, Drive, Spring and Cord for use with both types of dials, 3/2.



We keep stocks of many radio components for use in published circuits, including:—

### "WIRELESS WORLD"

"No Compromise" TRF Tuner. "Midget Mains Receiver." Sensitive 2 Valve Receiver. Television Converter (special coils in cans available), etc., etc.

### "PRACTICAL WIRELESS"

3-speed Autogram. Modern 1-valver. A.C. Band-Pass 3 RI 155 Converter. Attache case portable. Modern high power Amplifier—2. Beginners' Superhet. Coronet Four, etc., etc.

I.F.s. 465 k/c. Permeability-tuned, with flying leads. Standard size 1½in. x 1½in. x 3½in. For use with OSMOR coilpacks and others, 14/6 pair. PREALIGNED, 1/6 extra.

Dear Reader,

We can't mention all our products here but shall be glad to receive your enquiries for Chassis, Tuning Condensers, Switches, Volume Controls and all Other Radio Components. If it's top-quality components and a speedy, courteous service you are looking for—try Osmor. We really shall do our best for you.



Keep those small components—resistors condensers, etc., neatly stored yet visible by using an

## OSMOR "JAR-RACK"

(If you're a generous husband you'll buy one or two for your wife's larder, too—she will appreciate the extra space they make. Holds any 1 lb. jam jars, with or without lids. Easily removed, cannot fall out. Just the thing for the tidy "HAM" or Radio Dealer.

Type 1 for wall-fixing, 6/9 each, holds 8 jars. (Jars are not supplied but are easily obtained.)

Length 24in. enamelled olive green.

Type 2 (as illustrated) for screwing under a shelf, 5/9 each, holds 6 jars.

Length 18in., enamelled green.

Post and packing 1/- (either type).

(Trade supplied)

## OSMOR "STATION SEPARATOR"



Aerial plugs in here

Plug into Receiver

TYPE METRES
1—141-250
2—218-283
3—267-341
4—319-405
5—395-492
6—455-567
7—1450-1550
8—410-550 k/c

This is a device on the well-known "wave-trap" principle, which will reject an undesired signal when inserted in the aerial lead.

The Separator may easily be tuned to eliminate any one Station within the ranges stated and fitting takes only a few seconds. Sharp tuning is effected by adjusting the brass screw provided.

Complete with plug, socket and full instructions—nothing to add.

7/6 POST FREE. Satisfaction guaranteed.

**FREE!**

Send 5d. (stamps) for FREE CIRCUITS and full lists of coils, coilpacks and radio components.

**OSMOR**

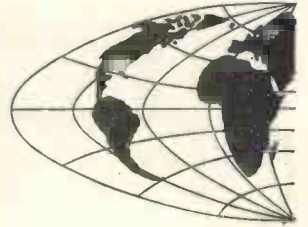

radio products ltd.

Telephone : Croydon 5148/9

## The Ideal Receiver for Point-to-Point and Ground-to-Air Channels

✦ A Fixed Frequency, Single Channel Receiver covering 2 to 20 Mc/s.

The crystal-controlled R.93 is an important receiver which has been designed to operate over long periods under either temperate, arctic or tropical conditions at unattended sites. A number of R.93's may be stacked in standard 19" racks for multi-channel working on R.T. or W.T. Double or triple diversity racks can also be supplied with suitable terminal equipment for direct teleprinter operation from frequency shift transmission. Enquiries will receive immediate attention.



REDIFON LIMITED  
RADIO COMMUNICATIONS DIVISION

BROOMHILL ROAD

LONDON, S.W.18

'Phone : VANDYKE 7281

# Redifon

DESIGNERS AND MANUFACTURERS OF RADIO COMMUNICATIONS AND INDUSTRIAL ELECTRONIC EQUIPMENT

## TRUVOX TAPE RECORDING AMPLIFIER

built by **KENTON LABORATORIES LTD.**,  
to the precise specification approved by  
**TRUVOX** for use with their Tape Deck.

THREE MODELS \_\_\_\_\_  
HIGH FIDELITY \_\_\_\_\_  
HANDSOME CABINETS \_\_\_\_\_

all complete with Deck and matched High Fidelity P.M. Speaker.

CONSOLE \_\_\_\_\_ **77** gns.

TABLE MODEL \_\_\_\_\_ **65** gns.

PORTABLE \_\_\_\_\_ **57** gns.

**YOUR TRUVOX Deck** can be incorporated if required.

**KENTON** LABORATORIES LTD. BRI. 2147  
273 BRIXTON ROAD, S.W.9  
Trade enquiries invited



**"Minor"**  
INSULATION TEST SET

The Minor, although small, possesses all features of the large models and no mechanical or electrical point essential to efficiency has been omitted.

Among other fine instruments manufactured by:—

**THE RECORD ELECTRICAL CO LTD**  
BROADHEATH - ALTRINCHAM - CHESHIRE  
Phone : Altrincham 3221 (4 lines) Cables and Grams : "Circscale" Altrincham  
London Office : 28 Victoria Street, S.W.1. Phone : Abbey 5148 & 2783  
Grams : "Circscale" Sowest, London. Cables : "Circscale" London





OPEN TILL 8 P.M. SATURDAYS

TELEPHONES: AMBASSADOR 4912 & PADDINGTON 3712

# PREMIER RADIO Company

(REGD.) R.H. MORRIS & CO. (RADIO) LTD. EST. 41 YRS.

(Dept. W.W.) 207 · EDGWARE ROAD · LONDON · W2


Terms of Business :  
Cash with order or  
C.O.D. over £1. Please  
add 1/- for Post Orders  
under 10/-, 1/6 under  
40/-, unless otherwise  
stated.

## BUILD A PROFESSIONAL LOOKING RADIO AT LESS THAN HALF TODAY'S PRICE


We can supply all the parts to help you.

Drum (2 1/2 in. dia.)	1/6
Driving head	1/6
Double pointer	4d.
Spring	3d.
Nylon Cord (var.)	6d.
Dial Front Plate	2/6
Engraved Glass Dial	180-550 and 800-
2,200 m. With station names, new wavebands	1/6
T.R.F. Coils, 180-550, 300-2,200 metres, pair	8/6
Punched chassis, 3-valve plus rectifier T.R.F.	3/9
Cabinet, Bakelite, in Walnut or Ivory or Wooden in Walnut Finish	17/6
Packing and Insurance	2/6

SEND 1/8 FOR EASY TO FOLLOW POINT-TO-POINT DIAGRAMS AND CIRCUIT DIAGRAM which shows how YOU can build the Receiver illustrated above.



**THE COMPLETE KIT** to construct a 3-valve plus rectifier T.R.F. Receiver for use on 200/250 v. A.C. mains can be supplied at £5.19.6, plus 2/6 packing and carriage. Each Kit is complete in every detail, nothing has to be made or improvised. Easy to follow, point-to-point diagrams are supplied, making construction very simple. The Dial is illuminated, and the Receiver housed in its Cabinet, size 12in. x 8in. x 6in, presents an attractive appearance. The valve line-up is: 717A—H.F. Pentode, VR116 — Detector, ATP4 — Output, and Metal Rectifier. Waveband coverage is for the medium and long bands. Choice of 3 Cabinets: Bakelite in Walnut or Ivory, or Wooden in Walnut finish.



## ONLY A FEW LEFT—BUY NOW! THE FAMOUS 'SOBELL' 4-VALVE SUPERHET TABLE RECEIVER


M. & L. WAVEBANDS

Valve line-up: 12J7, 35L6, 1457, 35Z4.

Entirely transportable and unusually sensitive owing to special feed-back circuit employed. Housed in attractive played cabinet. Choice of 2 Colours—Brown and Cream.

Carrying handle incorporated in design. For use on 200/250 A.C./D.C. mains. £8.8.0

Plus 5/- Pkg./carr./Ins. Fully covered by Manufacturer's Guarantee




## LIMITED QUANTITY ONLY AVAILABLE AT GREATLY REDUCED PRICE THE FAMOUS 'ROBERTS' M.A.D.

All Dry Battery Portable (Ex-B.A.F.) This is a 4-valve superhet Receiver covering medium and long wavebands. Built-in Aerial. Housed in a superbly finished rexine covered case. Brand new in manufacturer's original carton. £10.10.0

plus 7/6 pkg./carr./ins. (Complete with Battery 17/6 extra.)

## A WORLD-FAMOUS Manufacturer's Surplus of RADIO RECEIVER CHASSIS 7-valve RECEIVER

Built to exacting specifications and incorporating features ensuring superlative tone qualities and world-wide reception. Specification: 8 watts push-pull output using 2 Mazda Pen. 45 valves. Ample negative feedback is applied over all the audio amplifier. Amplifier Mazda Type HL41DD gives signal detection A.V.C. and Phase Splitting. Two stages of I.F. amplification 465 Kcs., using Mazda VP41. FOUR WAVEBANDS—14 M., 24 M., 24 M.-55 M., 190 M.-600 M., 600 M.-2,000 M. DIRECT AND VERNIER TUNING. Gram. position on Switch. Provision for external Loudspeaker. For use on 200/250 A.C. Mains. £13/10/-, plus 21/- pkg. and carr.



## Famous Manufacturer's Surplus of ANTI-INTERFERENCE AERIALS offered at a fraction of original cost

The aerial is designed for reception of long, medium and short waves, with any ordinary or communications receiver, having an input impedance greater than 1,000 ohms long/medium waves and 150 ohms short waves. The installation discriminates against locally generated electrical interference, especially on the short wave bands. The equipment enables the installation of an 8.3 Mc/s flatly-tuned dipole which operates as a "T" aerial on medium and long waves. The aerial and receiver transformers are intended to be interconnected with a 70 ohms co-axial cable.

**COMPONENT PARTS**  
Aluminium Aerial Transformer Assembly. Comprising one each: Aluminium transformer, Transformer clip, Rubber sucker, 1/2 in. x 1/2 in. brass screw, 4AB x 1/2 in. brass bolt, 4BA nut, Receiver Transformer. Complete with Insulators, clips, etc.; Porcelain Insulators 2 each, 60ft. Insulated Aerial Wire, 60ft. Screened Co-Axial Down Lead. Installation instruction leaflet included. LESS CO-AXIAL CABLE & AERIAL WIRE 15/-, plus 1/6 pkg. and carr. COMPLETE 35/-, plus 1/6 pkg. and carr.

**ROTARY CONVERTER POWER SUPPLY UNITS**  
12 v. D.C. Input, 230 v. 30 mA. Output. Completely smoothed. Complete with case, 19/6, plus pkg. and carr. 5/-.

## MANUFACTURER'S SURPLUS STOCK

**5-VALVE SUPERHET RADIO RECEIVER CHASSIS**, built to high standards ensuring quality reception. SPECIFICATION—VALVE LINE-UP: 787, 7B7, 7C6, 7C5, 7Y4, 3 WAVEBANDS Long, medium and short. CONTR. S: Tuning, wave change, volume tone control, on/off Gram. Position on Switch. Pick-up and Extension Speaker Sockets incorporated. For use on 200/250 v. A.C. mains. DIMENSIONS: Length 14 1/2 in., height 11 1/2 in., width 6 1/2 in. Distance between controls, left to right from edge of chassis: 1 in., £7.19.6 3in., 4 1/2 in., 3in. Plus 5/- pkg./carr./ins. The above Receiver is less Speaker and Output Transformer. A suitable 10in. Moving Coil Speaker and Output Transformer can be supplied at 29/- extra.


## LIMITED QUANTITY 1132A RECEIVER UNITS COMPLETE WITH CIRCUIT

11-valve Superhet Receiver covers 130 to 124 Mc/s, using four VR53, two VR56 and VR66, VR87, YS4 and VR57 valves. Fitted with Tuning Meter, slow motion drive, R.F. and L.P. Gain Control, etc. Circuit: R.F. amp, frequency changer, oscillator and stab., 3-I.F. amps., B.F.O. Det., first audio and output. Brand new, with circuit diagram. Price 59/6 plus 7/6 carriage. POWER PACK for above completely wired and tested, will fit on Receiver chassis. Price 50/-, plus 2/6 pkg. and carr.




## 1124 RECEIVER UNITS

Range 30 to 40 Mc/s. Contains six new Valves 3-9D2, 1-8D2, 1-15D2 (frequency changer), 1-4D1, 24 ceramic trimmers, 6 ceramic valveholders, 4 valve screening cans, 30 resistors, 1-W/W Pot. Meter Mica Tubular and Block Condensers, Ceramic coil former, 2 Westector WX6 and 1 Westector WX4, 5-way 4-bank switch with long spindle, 17/6 plus 3/6 postage and packing.



## 1155 RECEIVER UNIT

SLIGHTLY SOILED In original case, complete with 10 valves. Frequency range 18.5 Mc/s. 75 Kcs. in 5 wavebands. £27/19/6, plus 10/6 packing and carriage.



## POWER SUPPLY UNIT

for above, incorporating output stage. Supplies an output of 250 volts at 80 mA., which is ample for the R1155 with the output stage. Jones plugs for connecting the Power Pack to the Receiver are included. The 6V6 output stage complete with Output Transformer and 6in. speaker is built into the unit. Price £25/5/-, plus 5/- packing and carriage.



We have a few Brand new R1155 Receivers in original cases, complete with 10 valves. Frequency range 18.5 Mc/s.—75 Kcs. in 5 wavebands. PRICE £11/19/6. Plus 10/6 pkg. and carr.

As a special offer, power supply unit including speaker together with R1155 receiver. PRICE £16.19.6. Plus 15/- pkg. & carr.

**R1355 RECEIVER AMPLIFIER** with 5 I.F. Stages for T.V. conversion. Contains 7 VR65's, 1-5U4, 1-VU120, 1-EA50, £11/19/6. Plus pkg. and carriage 10/-.

**RF 25 UNITS** Frequency covered 40-50 Mc/s (6-7.5 metres) switched tuning. 5 Pre-set positions complete with 3 VR66's. £15/-, plus pkg. and carr. 2/6.

**RF 26 UNITS** The ideal short-wave converter for T.V., variable tuning, contains 2-EF54, 1-VR137, £21/19/6. plus pkg. and carr. 2/6.

As a special offer we can supply the R1355 complete with RF 24 or RF 25 at 59/8 or with RF 26 at £41/7/0 plus carr.

**R3136 RADAR RECEIVER UNIT** Containing 19 valves, 6-VR65, 2-6J7G, 2-VR116, 3-6Q79, 1-VR54, 1-VR137, 2-VR136, 1-VR92, 1-5Z3G, the Unit incorporates an R.F. strip followed by an IF strip, £25/7/6, plus pkg. and carr. 10/-.

**CORRECT ASPECT WHITE Rubber Mask—Round or Flat**  
6in. .... 8/6 9in. .... 9/6  
12in. .... 16/11 18in. .... 27/6

**T.V. PRE-AMPLIFIER**  
Amplifier Unit Type 208A using 2-VR91 valves suitable for operation on London frequency. Brand New 19/6 Plus 1/6 pkg. and carr.

## 2 STAGE QUALITY AMPLIFIER Complete with 10in. Energised LOUDSPEAKER

4 watts output. A.C. 110/230 mains. £6.19.6 plus 5/- carriage.

## DECCA MODEL 33A DUAL SPEED RECORD PLAYER

Includes crystal pick-up with sapphire stylus and a light weight plastic spring balanced arm. Heavy gauge pressed steel case with brown enamel finish in good quality for operation on A.C. mains 200/250 v. 50 c.p.s. Supplied complete with single head (either standard or long playing). £4.19.6 Extra Head can be supplied for 19/6. Plus pkg. and carr. 5/-.

**EX-U.S.A. U.H.F. AERIAL** with untuned detector stage, consisting of V.R.92 valve, etc. Brand new, in carton, 5/-.

**MAINS NOISE ELIMINATOR KIT** Two specially designed chokes with three smoothing condensers with circuit diagrams. Cuts out all mains noise. Can be assembled inside existing receiver, 5/6 complete.





# PREMIER RADIO COMPANY

MAY BE BUILT FOR

**£31 · 19 · 7**

including all valves.  
(plus cost of CRT)



THE COMPLETE TELEVISOR IS SAFE TO HANDLE, BEING COMPLETELY ISOLATED FROM THE MAINS BY A DOUBLE WOUND MAINS TRANSFORMER. ALL PRESET CONTROLS CAN BE ADJUSTED FROM THE FRONT, MAKING SETTING UP VERY SIMPLE.

The Televisor may be constructed in 5 easy stages: (1) Vision, (2) Time Base, (3) Sound, (4) Power Pack, (5) Final Assembly. Each stage is fully covered in the Instruction Book, which includes layout, circuit diagrams and point-to-point wiring instructions. The Instruction Book also includes full details for converting existing Premier Magnetic Televisors for use with modern wide angle tubes. All components are individually priced. Instruction book 3/6 post free.



The "PREMIER" Recorder

This Recording Outfit has been designed for use with M.C.-2-111 "SCOTCH BOY" Magnetic Tape. With this new and improved high-quality tape a frequency of 50 c.p.s. to 9,000 c.p.s. at tape speed of 7½ in./sec. can be readily achieved. Additional reels of 1,200ft. can be supplied at 35/-

## INSTRUCTIONAL BOOKLET . . . 2/6

This is credited if a complete kit of the Tape Recorder is ordered.

As is usual in all PREMIER KITS, every single item down to the last nut and bolt is supplied. The chassis is punched and layout diagrams and theoretical circuits are included.

When completed the PREMIER PORTABLE TAPE RECORDER compares MORE than favourably with any other make at double the price.

## SEPARATE UNITS CAN BE SUPPLIED AS LISTED BELOW

AMPLIFIER KIT (including 8in. Speaker) . . . £11 0 0 plus 5/- pkg./carr.  
 AMPLIFIER (already built, wired and tested) £14 15 0 plus 7/6 pkg./carr.  
 LANE TAPE TABLE & REWIND SPOOL £16 10 0 plus 7/6 pkg./carr.  
 PORTABLE CABINET (rexine covered) . . . £4 19 6 plus 5/- pkg./carr.  
 MICROPHONE . . . £2 19 6 plus 1/- pkg./carr.  
 REEL OF NEW M.C.-2-111 "SCOTCH BOY" TAPE (1,200ft.) . . . £1 15 0 plus 1/- pkg./carr.

### CRYSTAL MICROPHONE

An entirely insulated crystal microphone which can be safely used on A.C./D.C. amplifiers. High impedance. No background noise, really natural tone. The ideal Mike for tape, wire and sound projectors. Price 22/8.

### MICROPHONE STAND BASE

Heavy Moulded Black Base fitted with Standard thread adaptor. Dimensions: 7½in. across, 2in. deep. Weight: 1½lb. Post paid 3/11.



### MOVING COIL MICROPHONE

Low impedance. Incorporates press-to-talk switch. Housed in strong black bakelite case. Dimensions: 2½in. wide, 2½in. high, 1½in. deep.

Plus 1/6 post and packing. A matching transformer for high impedance can be supplied at 3/8 extra. **19/6**



## The NEW PREMIER TELEVISOR

Three years ago we gave you the 6in., 9in. and 12in. Televisors which achieved tremendous popularity. Now after a considerable period of research our Technical Staff have designed a very worthy successor to these original Models.

Brief Technical Details are as follows:

19 valves (plus tube) Superhet Receiver, tunable from 40-68 Mc/s without coil or core changing. Wide Angle magnet focusing with simple picture centering adjustments, suitable for any 17in. or 14in. wide angle Tube, may also be used with a 12in. Tube with very minor modifications.

**VISION CIRCUIT.** Common RF Amplifier, single valve frequency changer, two IF stages, Video Detector and Noise Limiter followed by special type of Video Output Valve. ALL COILS PRE-TUNED ASSURING ACCURATE ALIGNMENT AND EXCELLENT BANDWIDTH.

**SOUND CIRCUIT.** Coupling from anode of frequency changer, two IF stages, Double Diode Triode detector and first LF Amplifier, Diode Noise Limiter and Beam type Output Valve, feeding a 10in. Speaker. ALL COILS PRE-TUNED.

**TIME BASES.** 2 valve sync. Separator, giving very firm lock and excellent interlace.

**LINE TIME BASE.** Blocking Oscillator using a pentode driving a high efficiency output stage comprising Ferroxcube Cored Output Transformer with Booster Diode.

**FRAME TIME BASE.** Blocking Oscillator driving a Beam Output Valve coupled through a Transformer to the high efficiency FERROXCUBE Cored Scanning Coils.

**POWER PACK.** Double wound Mains Transformer supplying all L.T. and H.T. using two full-wave Rectifiers.

## The PREMIER De Luxe PORTABLE MAGNETIC TAPE RECORDING KIT

PRICE

**£37 : 4 : 0**

(Plus 15/- Pkg., Carr. & Ins.)

★ Including ALL parts, Valves, Portable Cabinet, 8 in. Loudspeaker, Tape-Table, Reel of 'Scotch Boy' Tape and Rewind Spool, and Microphone.

THE 7-VALVE AMPLIFIER IS SPECIALLY DESIGNED FOR HIGH QUALITY REPRODUCTION

Brief Specification: VALVE LINE-UP: EP37A First Stage, 6SL7 Second Stage and Tone Control; 6V6 Output 6X5 Rectifier; VT501 Bias and Erase Oscillator; 7193 Record Level Amplifier; 6U5 Magic Eye Record Level Indicator. OUTPUT: 4 Watts. FREQUENCY RANGE: 50 c.p.s. to 9,000 c.p.s. CONTROLS: Volume; Record/Playback Switch; Treble Boost; Base Boost—on/off.

A VISUAL MAGIC EYE Record Level Indicator is incorporated. The unit is housed in a superbly finished rexine covered portable cabinet which incorporates a compartment for the Microphone when not in use. Weight complete 35lb. Dimensions: 21in. long, 12½in. deep, 9½in. high.

THE RECORDER incorporates an entirely NEW VERSION of the famous LANE TAPE TABLE. Brief Specification: Made to high standards and incorporating features ensuring low level of "Wow" and "Flutter" throughout the full length of tape.

FAST REWIND. Provision for fast rewind and forward run in less than 1 min. in either direction. WIND AND REWIND WITHOUT UNLACING OF TAPE. INSTANTANEOUS BRAKING. THREE MOTORS obviating friction drive.

HIGH FIDELITY RECORD PLAYBACK (1 HOUR APPROX. PLAYING). The Table is fitted with high fidelity record playback head of new design wound to high impedance and a separate A.C. Erase Head. The Heads are half-track size allowing approx. 1 hr. playing from standard 1,200ft. Reel of Tape.

TAPE SPEED: 7½in. sec. For use on A.C. 200/250, 50 cycles mains only.

MICROPHONE: Crystal—specially designed for Premier by famous manufacturer.

To those unable to build this PORTABLE TAPE RECORDER we can supply it completely wired, tested and ready to plug in at 39GNS Plus 1 gn. pkg./carr.

### MICROPHONES

LUSTRAPHONE: Moving Coil; High Impedance. Stand Type: £5/15/6—Hand Mike £6/6/0.

RONETTE—Crystal Mike; Incorp. the Filter Cell Insert; High Imped. Ball Type: £3/19/6.

CRYSTAL MICROPHONE—Rothermel 2AD56. Especially recommended. £2/19/6. Table stands for all the above 10/6 and 17/6.

# PREMIER RADIO COMPANY

## WHY PAY MORE?

**WILLIAMSON AMPLIFIER KIT 15gns.**  
Plus 7/6 post, pkg. & ins.  
This kit is absolutely complete and all components are guaranteed exactly to author's specification.  
**WILLIAMSON OUTPUT TRANSFORMER**  
(author's spec.), 3.6 ohms. sec. £4.4.0  
**MAINS TRANSFORMER SP425A** (with additional 6.3 v. 3a. and capable of supplying an extra 50 mA. for Pre-amp. or Feeder Unit) £3.7.6

**PREMIER MAINS TRANSFORMERS**  
All primaries are tapped for 200-230-250 v. mains 40-100 cycles. All primaries are screened. All LTs are centre tapped.

SP175B, 175-0-175, 50 mA., 4 v. @ 1 a., 4 v. @ 2-3 a.	25/-
SP301B, 300-0-300, 120 mA., 4 v. @ 2-3 a. 4 v. @ 2-3 a. 4 v. @ 3-5 a.	28/-
SP350A, 250-0-250, 100 mA., 5 v. @ 2-3 a. 6.3 v. @ 2-3 a.	29/-
SP351, 350-0-350, 150 mA., 4 v. @ 1-2 a. 4 v. @ 2-3 a. 4 v. @ 3-5 a.	36/-
SP352, 350-0-350, 100 mA., 5 v. 2-3 a. 6.3 v. 2-3 a. 6.3 v. 2-3 a.	36/-
SP375A, 375-0-375, 250 mA., 6.3 v. @ 2-3 a. 6.3 v. @ 3-5 a. 5 v. @ 2-3 a.	55/-
SP501, 500-0-500, 150 mA., 4 v. @ 2-3 a. 4 v. @ 2-3 a. 4 v. @ 3-5 a.	47/-
SP501A, 500-0-500, 150 mA., 5 v. @ 2-3 a. 6.3 v. @ 2-3 a. 6.3 v. @ 2-3 a.	50/-
SP425A, 425-0-425, 200 mA., 6.3 v. @ 2-3 a. 6.3 v. @ 3-5 a. 5 v. @ 2-5 a.	67/6
250-0-250, 80 mA., 6.3 v. @ 4 a. 5 v. @ 2 a. 19/6	
350-0-350, 80 mA., 6.3 v. @ 4 a. 5 v. @ 2 a. 19/6	
200-230-250, output 3 v. 30 v. @ 2 a.	17/6
Charger, 2-6-12 v. @ 1.5 a.	12/6

### SPECIAL OFFER

#### DOUBLE WOUND AUTO-TRANSFORMER 250 watts.

Input/Output 100, 110, 200, 210, 220, 230, 240, 250 volts. Output/Input 110, 113, 116, 119, 122, 134, 146 volts.  
With the two windings connected in series a vast number of voltage tapplings are available.  
Plus 2/6 Pkg. and Carr. Price 35/-

#### PREMIER VARIABLE IMPEDANCE "MATCHMAKER" M.O.15 OUTPUT TRANSFORMER

Designed to meet the demand for an efficient variable ratio Output Transformer. 11 ratios from 13:1 to 80:1 all centre tapped and can be used to match any output valves either single- or push-pull. Class "A" "AB1" "AB2" or "B" to any low impedance speech coil or combination thereof. Primary Inductance 50 henries 15 watts audio 100 mA. Price 45/-.

#### WEYMOUTH MINIATURE I.F. TRANSFORMERS

465 Kcs., iron cored, permeability tuned, 10/8 pair.

#### WEYMOUTH MINIATURE COIL PACK

Covering Med./Long/Short wave bands. Iron cored coils, gram position on switch. Dimens: Height, 1 1/2 in. Length 3 1/2 in. Width 2 1/2 in. Spindle length 2 in. Price 19/6

#### MINIATURE TUNING CONDENSERS

2 gang. 0005 mfd. with trimmers 8/9

#### CHARGER TRANSFORMERS

Input 230 v. A.C. Output 12 v. at 1 amp. Completely shrouded. Price 9/11

#### BATTERY CHARGERS

200-250 v. A.C. Will charge 2 v., 6 v. and 12 v. Car Battery at 1 amp. Housed in strong metal casing. Finished in Green hammered enamel. Size: 6 in. long, 3 1/2 in. wide, 3 1/2 in. high. Guaranteed 12 mths. The above unit is manufactured by PREMIER and does not contain ex-Govt. components. Plus 2/6 post and pkg. 39/6

#### BATTERY CHARGER KITS

All incorporate metal rectifiers. Transformers are suitable for 200/250 v. A.C. cycle mains.

2002 Charges 6 volt accumulator at 1 amp. Resistance, supplied to charge 2 v. accumulator. 21/-

2003 Charges 12 volt accumulator at 1 amp. 22/-

2004 Charges 2, 6 and 12 v. accumulators at 1 amp 24/6

#### H. T. Eliminator Ex. Govt.

By famous manufacturer

NEW & UNUSED

200/250 v. A.C. Output

120—at 30 mA., housed in

strong metal box size 10in, long, 7in. wide, 6 1/2 in. deep.

37/6

Plus 2/- pkg. and carr.

#### H.T. ELIMINATOR AND TRICKLE CHARGER KIT

All parts to construct an eliminator to give an output of 120 volts at 20 mA. and 2 volts to charge an accumulator. Uses metal rectifier, £2.

### C.R. TUBES

**VCR516**  
9in. Blue picture, Heater volts 4 Anode 4 Kv. In manufacturer's original carton.  
£3/19/6. Plus 5/- pkg., carr., ins.  
**VCR517C**  
6 1/2 in. picture. This tube is a replacement for the VCR97 and VCR517. Guaranteed full size picture.  
Price 35/- Plus 2/6 pkg., carr., ins.



ALL BRAND NEW

#### AUTO TRANSFORMER, 50 watts

Input/Output 0-110-210-220-230-240-250- volts. Plus 1/- P. & P. 7/6

#### Famous Set Manufacturer's surplus of

#### ELECTRIC 'GRAM UNITS

Two-speed, 33 1/3 and 78 r.p.m. For playing Standard and L.P. recordings. Complete with Turntable. For use on 200-250 v. A.C. mains. Each unit is in its original manufacturer's carton and is fully guaranteed. Limited quantity only available at approx. half list price.



£4.2.6

Plus 2/6 pkg., carr., ins.

### SPECIAL OFFER

#### THE FAMOUS "CHANCERY" HIGH FIDELITY MICROCELL PICK-UP—TYPE GPX for Standard and Long Playing



The Chancery Light Weight GPX Pick-up which has a sapphire stylus which is precision ground and semi-permanent. With two cartridges 1 L.P. and 1 Standard. Price 52/6. Additional L.P. or Standard Cartridges can be supplied from stock at 19/6 each.

#### QUALITY CRYSTAL PICK-UP

ROTHERMELL TYPE U48 26/- plus 1/6 Pkg. and Carr.

#### PORTABLE GRAMPHONE UNIT

Ready to plug into Radio or Amplifier. Fitted with B.S.R. 9-speed motor 33 1/3 and 78 r.p.m. and Chancery high fidelity microcell pick-up type G.P.X. with L.P. and Standard Cartridges. Assembled in resin covered cabinet. Height 5 1/2"; Length 15 1/2"; Depth 13 1/2". Price £7.7.0 plus 7/- Pkg. & Carr.



Cabinets can be obtained separately at 29/6 plus 2/6 Pkg. & Carr. Carrying handle and clips are supplied free.

#### THE COLLARO RC3/521 3-SPEED AUTOMATIC RECORD CHANGER



Magnetic Studio head transformer included. Motor suitable for 100/125v. or 200/250v. Play either 7" or 10" or 7" and 12" not mixed.

Price £9.19.6

Plus Pkg. and Carr.

#### GARRARD Type 75A. Latest 3-speed Autochange Unit

complete with 2 Acos High Fidelity G.P.19 Pick-up Heads. 1 L.P. and 1 Standard. £14.19.6

GARRARD Rim Drive 78 r.p.m., complete with magnetic pick-up and turntable. £5.19.6

COLLARO 3-speed single-gram. unit, complete with head for L.P. and Standard recordings. £6.19.6

Packing and carriage on each of the above units 2/6.

#### PLESSEY 3-SPEED AUTO CHANGER UNITS

Brand new in maker's cartons, complete with mounting instructions.

This unit will auto change on all 3 speeds, 7in., 10in. and 12in. Fitted with separate supplies for L.P. and STD., which are moved into position by a simple switch. Price 10 Gns.

5/- Pkg. and Carr. for each of above.

#### "MASTERADIO" VIBRATOR PACK

6 v. input; 150 v. 60 mA. output; complete with valve rectifier and leads. 49/6. Plus 5/- pkg., carr.

#### ACCUMULATORS

Lead Acid Celluloid Non-Spill, 2v., 7amps .... 8/6

2 volt 10 amp (by famous maker)..... 4/11

### RECTIFIERS

E.H.T. Penoil Type S.T.C.

Type K3/25	650 v.	1 mA.	4/7
" K3/40	3.2 kV.	1 mA.	6/-
" K3/45	3.6 kV.	1 mA.	8/2
" K3/50	4 kV.	1 mA.	8/8
" K3/160	12 kV.	1 mA.	21/6

H.T. Type S.T.C.

Type RM1	125 v.	60 mA.	4/-
" RM2	125 v.	100 mA.	4/8
" RM3	125 v.	125 mA.	5/6
" RM4	250 v.	250 mA.	18/-

L.T. Type Full Wave

6 v. 1 amp.	4/-
12 v. 1 amp.	8/-
12 v. 2 amp.	10/9
12 v. 4 amp.	12/6

### A.C.R. I.C.R. TUBES

6 1/2 in. screen, 4 volt Heater. This Electrostatic Tube is recommended as eminently suitable for Television, 15/- plus 2/6 Pkg., carr. and ins. Data sheets supplied

### SUPER QUALITY TELEVISION MAGNIFYING LENS

5in. lens suitable for 6in.	18/8
6in. lens	25/-
10in. lens	£2.10/-
12in. lens	£3.10/-

### ALUMINIUM CHASSIS 18 s.w.g.

Substantially made from Bright Aluminium, with four sides

7 x 6 1/2 x 2 1/2 in.	4/-	7 x 4 in.	1/-
9 1/2 x 6 1/2 x 2 1/2 in.	3/9	9 1/2 x 4 in.	1/5
9 1/2 x 4 1/2 x 2 1/2 in.	4/3	10 x 7 in.	1/11
10 x 8 x 2 1/2 in.	5/6	12 x 7 in.	2/5
12 x 9 x 2 1/2 in.	7/-	14 x 7 in.	2/11
14 x 9 x 2 1/2 in.	7/6	16 x 7 in.	3/5
16 x 9 x 3 in.	7/7	20 x 7 in.	4/5
12 x 10 x 3 in.	7/9	22 x 7 in.	4/11
14 x 10 x 3 in.	7/11		
16 x 10 x 3 in.	8/3		
16 x 8 x 2 1/2 in.	8/-		



### ALUMINIUM PANELS 18 s.w.g.

7 x 6 in.	1/3	7 x 4 in.	1/5
9 1/2 x 6 in.	1/6	9 1/2 x 4 in.	1/5
10 x 9 in.	2/2	10 x 7 in.	1/11
12 x 9 in.	2/8	12 x 7 in.	2/5
14 x 9 in.	3/2	14 x 7 in.	2/11
16 x 9 in.	3/8	16 x 7 in.	3/5
20 x 9 in.	4/8	20 x 7 in.	4/5
22 x 9 in.	5/2	22 x 7 in.	4/11

### LOUDSPEAKERS

ELAC—2 1/2 in. dia. Moving Coil, 15 ohms imp.	15/-
PLESSEY—3 in. dia. Moving Coil, 3 ohms imp.	15/-
ELAC—3 1/2 in. dia. Moving Coil, 3 ohms imp.	15/-
ELAC—5 in. dia. Moving Coil, 3 ohms imp.	14/6
E.M.I.—5 in. Elliptical, 15 ohms imp.	27/6
PLESSEY—8 in. dia. Moving Coil, 3 ohms imp.	14/6
PLESSEY—8 in. dia. Mains Energised, 3 ohms imp. (600 ohms field), with Pentode Transformer	22/6
PLESSEY—8 in. dia. Mains Energised, 3 ohms imp. (600 ohms field)	19/6
PLESSEY—10 in. dia. Moving Coil, 3 ohms imp.	23/6
GOODMANS—12 in. dia. Moving Coil, 15 ohms imp.	28/6
Plus 5/- packing and carriage.	
VITAVOX—K12/20 12 in. dia. Moving Coil, 15 ohms imp.	£11/11
Plus 5/- packing and carriage.	

### SPECIAL OFFER

#### A 12in. TRUVOX P.M. SPEAKER

(2-3 ohm Voice Coil) For only These are brand new in Maker's Cartons 49/6 Plus 2/- Pkg. and Carr.

### METERS

Large stocks available, a few of which are enumerated below—

Full Scale Deflection	Scale	Length	External Dimensions	Movement	
			In.		
25 A	1 1/2	2 1/2	round	R.F. Thermo	7/8
3.5 A	1 1/2	2 1/2	2 1/2	R.F. Thermo	7/6
4 A	1 1/2	2 1/2	2 1/2	R.F. Thermo	7/6
20 A	1 1/2	2 1/2	round	M/C	8/6
40 A	1 1/2	2 1/2	round	M/C	8/6
1.5 mA	1	2 1/2	round	M/C	12/8
5 mA	2	3 1/2	round	M/C	7/6
6 mA	2	3 1/2	round	M/C	16/9
50 mA	1 1/2	2 1/2	2 1/2	M/C	7/6
20 V	2	2 1/2	2 1/2	M/C	8/6
40 V	1 1/2	2 1/2	2 1/2	M/C	8/6
1 mA	2	3 1/2	round	M/C	25/-

### MOVING COIL METER

A super quality Moving Coil Meter basic movement 2 mA scale dimensions 2 1/2 in. Overall dimensions 2 1/2 in. dia. 1 1/2 in. deep. Bakelite Case projecting type. At present scaled 1 amp. R.F. By removing thermo couple, reversing scale and recalibrating the meter, a high grade test instrument with any range above the basic F.S.D. may be built up. Price 4/9

### 1 mA METER IN PLASTIC CASE

The movement is 1 mA mounted in a case 3 1/2 in. square and 3 1/2 in. high. The scale is 2 1/2 in. long and the dial is 2 1/2 in. diameter. There is ample room in the case for a switch and multipliers. Internal Resistance 100 ohms. Price 27/6

Germanium Crystal Diodes. G.E.C. wire ended, 2/6, 24/- doz.



*Announcing*



# A New Universal Test Meter

## “QUICKTEST” METER

### SPECIAL FEATURES :

- Movement** Hardened precision machined polished steel pivot balanced on high grade jewelled bearings. Lightweight aluminium tubular knife edge pointer giving a high torque to weight factor ratio. Reliable and positive action designed to assure uniform operating characteristics over long periods of time.
- Scale** Precision close tolerance wire wound resistors. 3 inch scale length with clear legible markings, accurately calibrated scale designed to permit quick and accurate readings.
- Case** Industrial quality design, strong mechanical construction designed to withstand shock and vibration.

### 21 RANGES

<b>Current Ranges</b>	AC	0/30ma	0/150ma	0/300ma	0/3A
	DC	0/30ma	0/150ma	0/300ma	0/3A
<b>Voltage Ranges</b>	AC	0/1.5V	0/6V	0/60V	0/300V 0/1500V
	DC	0/1.5V	0/6V	0/60V	0/300V 0/1500V

OHMS 0/50

**PRICE £4.40**

“Quick Test Meters” are British made and are guaranteed 3 months.

**INDUSTRIAL FACTORS LTD.**

**399 UPPER RICHMOND ROAD, LONDON, S.W.15**

Telephone No. PROspect 2918

## TO RADIO CONSTRUCTORS WE PROUDLY ANNOUNCE AN ENTIRELY NEW MAIL ORDER SERVICE

Over 1,000 REGULAR items from which to choose your requirements with the assurance that delivery will be executed BY RETURN OF POST.

All items are beautifully finished, individually packed and covered by guarantee.

COMPREHENSIVE 36 PAGE CATALOGUE  
(PRICE 6d. POST FREE)

**VALLEY RADIO** 46 (MAIL ORDER DEPT.)  
BEVOIS VALLEY ROAD,  
SOUTHAMPTON.

## MINIATURE MAGNETIC LIGHTWEIGHT EARPHONES

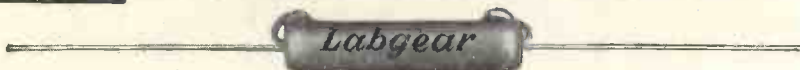


The AMPLIVOX E.4, E.5 and E.6 provide a range of highly sensitive lightweight miniature receivers. Ideal for many applications, the inserts have been incorporated in lightweight headsets, stethoscope devices and small microphones.

The E.6 is the smallest of the range, the diameter is 0.835", depth 0.332" and weight 1/20z. D.C. resistance E.4 & E.5 2-2,000 Ω, E.6 1-600 Ω.

**AMPLIVOX LTD.**  
2 Bentinck Street, London, W.1.

## TYPE APPROVED VITREOUS WIRE WOUND RESISTORS — QUICK DELIVERY LOW PRICE



**Labgear (Cambridge) Limited**

WILLOW PLACE, CAMBRIDGE, ENGLAND

Telephone : CAMBRIDGE 2494 (2 lines) Telegraphic Address : “ LABGEAR, CAMBRIDGE ”





# CLASSIC Deliver the Goods ABROAD

Prompt Attention—Speedy Service—  
Careful Packing

**BRITAIN'S LEADING SUPPLIERS OF  
QUALITY T/R AND HI-FI EQUIPMENT**



There is no  
substitute  
for Quality

The "Classic" organisation operates in three divisions to serve the needs of customers requiring Hi-Fi and Radio, Tape Recording, and T/V equipment. The services of expert staffs are available. Goods can be despatched anywhere. Your enquiries invited.

- Large stocks to choose from—Hi-Fi and T/R for Customers abroad, plus T/V for Home Customers.
- Prompt and personal attention given to all orders received by post.
- Goods safely packed for despatch to any part of the world.
- Expert advice available without obligation.

## CLASSIC "Personally Specified" GRAMOPHONE ASSEMBLIES

This popular scheme enables you to have a gramophone or radio-gram assembled from equipment exactly to your own specification. By it, you are enabled to suit your own pocket and have an instrument individually styled without the need for advanced technical experience in building. If you have an out-dated instrument in a particularly good cabinet, building in a new assembly is a splendid way to save money. We are already shipping a number of assemblies overseas for building into existing cabinets. Classic Cabinets can be supplied with motor-board and front panel cut to accommodate the equipment selected. H.P. Facilities are available to purchasers in Great Britain. Two examples of typical top-grade assemblies are given below. We are always happy to recommend others in accordance with how much you wish to spend.



### TWO POPULAR EXAMPLES OF SUPER-QUALITY ASSEMBLIES

<b>No. 1. LEAK</b>		<b>No. 2. QUAD</b>	
Leak Point One Amplifier	£28 7 0	Quad Amplifier with Control Unit	£35 0 0
Leak "Vari-Slope" Pre-amp	12 12 0	Quad Radio Unit	24 10 0
Leak Radio Tuner Unit	34 19 0	Connoisseur P.U. with two leads	9 5 6
Leak Moving Coil Pickups	23 7 0	Connoisseur 3-speed motor	21 17 3
Leak P.U. Transformer	2 15 0		
Connoisseur Motor	21 17 3		
	<b>£123 12 3</b>		<b>£90 12 9</b>

#### CLASSIC GRAMOPHONE CABINET

Elegantly styled with attractive shaped doors to front, sloping front panel; lined lid and motor board compartment. Finely polished in burr or straight walnut. Full back, amply ventilated. 30in high x 20in x 20in. Burrred Walnut £32. Straight Walnut £27/10/-.

WHERE PURCHASE TAX IS INCLUDED IN PRICES ADVERTISED IT IS DEDUCTED COMPLETELY FOR OVERSEAS CUSTOMERS

● **SPECIAL EXPORT PRICE LIST**  
A special comprehensive list showing prices of equipment available for sending overseas without purchase tax is ready and will be air-mailed free on request to customers abroad. NOT AVAILABLE TO CUSTOMERS IN GREAT BRITAIN.

### FROM THE "CLASSIC" HI-FI LIST

<b>AMPLIFIERS</b>		£	s.	d.
100	Leak T.12 Standard	28	7	0
101	Quad, with control unit	35	0	0
103	Goodsell M.A.15	19	10	0
103/2	Goodsell M.A.5	13	10	0
103/3	Goodsell Williamson	33	0	0
104	Rogers Baby de-luxe	14	0	0
105	Lowther B.3F	21	0	0
105/1	Lowther A.10F 7.5 watts	35	0	0
<b>PRE-AMPLIFIERS</b>				
150	Leak "Vari-Slope"	12	12	0
151	Goodsell Type U/TC	8	15	0
151/1	Goodsell Type F/U/TC	12	12	0
151/2	Goodsell Type P/F.A.	22	10	0
152	Rogers Junior de-luxe Mk. II	9	0	0
153	Lowther Pre-Amp. and Tone Control Unit	20	0	0
<b>ZONE-CONTROLS, FILTERS, ETC.</b>				
200	E.M.G. Infinitely Variable Steep-cut Filter	4	10	0
201	Leak Steep-cutting Filter	5	10	0
203	Wharfedale Microgroove Equaliser MG.1	2	17	6
203/1	Wharfedale Cross-over Unit, 1,000 c.p.s., 7-18 ohms	3	12	6
203/2	Wharfedale Cross-over Unit, 3,000 c.p.s., 7-18 ohms	2	18	6
204	Lowther Independent Bass and Treble Corrector B.T.S.	9	9	0
204/1	Lowther 9 Kc Whistle Filter	3	3	0
<b>RADIO UNITS COMPLETE</b> (Supplied in chassis form for building into cabinets.)				
<i>Broadcast and Shortwave</i>				
250	Leak	34	19	0
251	Quad, for use with Quad amp.	24	10	0
252	Rogers	24	16	0
255	Lowther Straight Tuner LE1.2	22	7	9
256	Grundig (for use with T/R)	21	0	0
257	Chapman S.4	16	0	0
259	Armstrong EXP.73 Superhet	23	13	0
259/1	Armstrong RF.41	31	18	8
259/2	Armstrong EXP.119	55	9	4
259/3	Armstrong BS.125	70	12	6
<i>VHF, A.M., F.M. Units</i>				
280	Lowther VHF "Wrotham" AM Unit	6	10	0
280/1	Lowther AM/FM	22	0	0
<b>WHARFEDALE SPEAKER</b>				
600/9	Golden 10in.	7	13	3
601/1	W.10/CBB	12	6	6
601/2	W.12	9	5	0
601/3	W.12/CB	9	15	0
601/4	Super 12in./CB/AL	16	0	0
601/5	W.15	16	10	0
<b>GOODMAN SPEAKERS</b>				
603/1	Audion 70 12in.	13	15	0
603/2	Audion 80 15in.	22	10	0
603/5	Axion 22 12in.	14	14	0
603/7	Axion 102 8in.	9	18	2
<b>TANNOY</b>				
606	Tannoy 12in. Dual Concentric, with built-in crossover network	27	10	0
606/1	Tannoy 15in. Dual Concentric, with built-in crossover network	33	0	0
<b>LOWTHER VOIGT</b>				
607	LOWTHER VOIGT PM/2 Drive Unit	35	0	0
607/1	LOWTHER VOIGT PM/4 Drive Unit	48	0	0
<b>VOIGT</b>				
608	Voigt P.M. Pressure Unit	42	0	0

(Continued on next page)

FOR  
QUALITY  
FIRST

THE **CLASSIC ELECTRICAL** CO., 352/364, LOWER ADDISCOMBE ROAD,  
CROYDON, SURREY.  
LTD. Telephone: ADDiscombe 6061-6062.



# CLASSIC *Deliver the Goods* AT HOME

HI-FI, T/R and T/V



Order by mail if you cannot call personally

**THERE IS NO SUBSTITUTE FOR QUALITY - and it costs you less in the long run**

- PROMPTEST POSSIBLE DELIVERY
- LARGE STOCKS TO CHOOSE FROM

## FROM THE "CLASSIC" HI-FI LIST

(Continued from previous page)

CABINET AND BAFFLE-MOUNTED SPEAKERS		
700	VITAVOX Kilpschora	145 0 0
701/1	LOWTHER VOIGT Corner Horn, less unit, white wood, type PW.1	25 0 0
701/2	LOWTHER VOIGT Domestic Corner Horn, white wood	47 10 0
703	ACOUSTICAL Corner Ribbon	95 0 0
704	WEARFEDEALE Sandfilled Corner Assembly, with 15in. and 10in. speakers and crossover	71 8 11
704/X	WEARFEDEALE Sand-filled baffle/panel for W10/CBB	12 10 0

MOTORS AND PICK-UP UNITS BY GARRARD, COLLARO, B.S.R. PICK-UPS BY DECCA, LEAK, ACOS, COLLARO, CONNOISSEUR, ETC.

Send for complete Classic Hi-Fi List.

## FROM THE "CLASSIC" T/R LIST

Item No.		£	s.	d.
COILS AND HEADS				
500	Bradmatic Coils	9	0	0
506	Bradmatic 5 R.P. Heads	3	5	0
507	Bradmatic 5 E. Erase Head	3	5	0
508	Bradmatic 6 R.P. Head	3	15	0
509	Tapemaster Oscillator Coil	10	6	0
511	Tapemaster Recording Head	1	19	6
512	Tapemaster Bnr. Play/Record Head	2	5	0
512A	Tapemaster Erase Head	2	5	0
513	Wearite Head Lift Transformer Type 977	1	10	0
514	Wearite Oscillator Coil Type 579	7	8	0

### MOTORS

520	Collaro Clock and Anti-clockwise	1	18	6
523	B.S.R. Model F.P.10	1	18	0

### DESKS AND AMPLIFIERS

583	Qualtape Desk	16	16	0
584	Motek	16	10	0
585	Lane, Mark IV	17	10	0
586	Truvox, Mark III	23	2	0
587/1	Wearite, Type 2A	35	0	0
588/1	Bradmatic, Type 5/6RP	41	0	0
588/2	Bradmatic, Type 5C	45	10	0
591	Reflectograph	39	10	0
592/1	Lane Amplifier Kit	13	10	0
592/2	Lane Amplifier, assembled	15	10	0
593/1	Elipco Junior Amplifier	16	18	0
593/2	Elipco Senior Amplifier	24	0	0
595/1	C.J.R. Professional Type P.A.I.	94	0	0

TAPES—all leading makes in stock.

COMPLETE RECORDERS, MICROPHONES, etc.

Personal shoppers are invited to our special T/R studio-showrooms.

## FROM THE "CLASSIC" CONSTRUCTOR'S LIST

T/V sets for home building, T/V accessories list, 'Soundmaster' details, etc., etc. List free on request.

For Immediate Delivery from Stock!

# "SOUND-MASTER"

HOME-CONSTRUCTOR'S TAPE-RECORDER

- Designed to Professional Standards
- All parts exactly as specified—no substitutes
- Any parts can be supplied separately
- H.P. Facilities available



Beyond all question, this is the finest constructor's Tape-Recorder on the market to-day. It has been expertly designed to professional standards of performance and is backed by the foremost names in T/R. Building is straightforward, results outstanding. We deliver exact-to-specification kits by return; no substitutes. Parts also available separately.

### ORDER FROM THE DESIGNER'S SPECIFIED LIST

BULGIN PACK	£	s.	d.	£	s.	d.
All 25 components in carton	3	10	0			

N.S.F. PACKS						
Switch SM20	1	1	0			
Switches SM.21 and SM.22 (2)	14	6				

LAB PACK SM.10				1	15	6
Resistors and Potentiometers	2	8	6			

COLLARO PACK				5	15	0
3 motors	5	15	0			

WRIGHT & WEARE						
Record/Replay and Erase Heads	4	4	0			
Head Lift Transformer	1	10	0			
Treble Boost Inductor	1	5	0			
Oscillator Coil	7	6	6			

T-C-C. PACK						
Complete sets of all necessary condensers	4	3	0			

BRENNELL PACK						
Complete set of parts for building the Sound Master tape desk	13	13	0			

W.B		
Amplifier Chassis	WB201	1 15 0
Power Unit Chassis	WB202	1 11 6
Brackets, Pillars and Screens	WB203	11 2
Mains Transformer 1	WB204	3 7 6
Smoother Choke	WB205	19 6
Output Transformer	WB206	12 0
Bias Rejector Coil	WB207	6 0
Loudspeaker, New Type 610 with Cambrie Cone	WB208	2 10 0
Soundmaster Cabinet	WB209	6 0 0

MULLARD VALVES		
2—EF40's at 22/9		2 5 6
1—EL41		17 3
1—EM34		17 3
1—ECC40		1 2 9
1—EZ40		13 11
		5 16 8
		<b>£62.0.10</b>

### INSTRUCTION ENVELOPE 6/6d

as published—Post free (Cost refunded on receipt of order for kit or parts over £20 in value.)

Complete kit of parts as specified by the designer (including FREE Instructions, Envelope and FREE Carriage **£62.0.10** in Gt. Britain).

or £21/0/0 deposit and balance by 12 **78/-** monthly payments of LUSTRAPHONE C.51 MICROPHONE as specified £5/5/0. All leading Magnetic Tapes stocked. Send for Classic T/R List.

For immediate delivery to any part of the World

### FREE LISTS

Send your name for inclusion on our mailing list and all CLASSIC publications will be forwarded to you automatically. Please state your particular interests so that we can record them for future service.

### H.P. FACILITIES

Available to home customers on orders of £10 or more. Strictest privacy guaranteed in all transactions.

PLEASE MENTION "WIRELESS WORLD" WHEN REPLYING TO THIS ADVERTISEMENT

THE **CLASSIC ELECTRICAL**

CO., 352/364, LOWER ADDISCOMBE ROAD, CROYDON, SURREY. LTD.

Telephone: ADDIScombe 6061-6062.



FOR QUALITY FIRST



# Immediate delivery—of course

## VALVES !! TUBES !!

RECEIVING, TRANSMITTING, MAGNETRONS, KLYSTRONS,  
CATHODE-RAY TUBES, PHOTOCELLS, ETC.

First Grade Quality - British and American Make - No Dollar Expenditure Involved

LARGE QUANTITIES & GREAT VARIETIES

# S. Szymanski

(pronounced SHE-MAN-SKEE)

ELECTRONIC ENGINEER AND STOCKIST

Office and Stores :

12a LEIGHTON GROVE - LONDON - N.W.5

★ Telephones : { GULlver 6077/8 (2 lines)  
HENdon 1617

★ Telegrams : { Overseas : " Shemanskec " London  
Inland : " Shemanskee " Norwest Lon'on

PROBABLY THE LARGEST ACTUAL STOCKIST IN ENGLAND  
WHOLESALE AND EXPORT ONLY

## M. R. SUPPLIES Ltd.

Offer from stock the following completely reliable material, all brand new and perfect quantities limited—early application advised. Prices nett.

**SELF-PRIMING IMMERSION ELECTRIC PUMPS.** New ex-A.M. Fitted 24 v. D.C. motor (operating well on 12 v. D.C. or 24/30 v. A.C.). Handy short model, 12 1/2 in. overall length—immersion 9 1/2 in. Delivery 200/300 g.p.h. Ideal for use in laboratories, caravans, etc. 25/6. (despatch 2/6)

**ROTARY TRANSFORMERS** (miniature model HT11). Input 12 v. D.C., output 365 v. 30 m/a. Approx. 4 1/2 in. overall length. New. 17/6 (des. 1/-)

**1/10th H.P. MOTORS.** (Scophony, capacitor/induction). 220/240 v. A.C., 2,800 r.p.m., ball-bearing, double-ended shaft, reversible. Ideal for high-duty stirrers, cine projectors, grinders, etc. 57/6 (des. 3/-)

**F.P.P. MOTORS.** (Shaded Pole). 200/250 v. A.C. Torque 400 grm./cms. Size: 3in. dia., 3in. long, shaft 1 1/2 in. dia., proj. 1in., silent running. Ideal motors for tape recorders, fans, stirrers, etc., 22/6 (des. 1/-). Also a quantity, same style, for 100/125 v. A.C., same price.

**REDUCTION GEAR MOTORS.** Universal A.C./D.C. 220/240 v. Reversible and capable of speed control by external variable resistance. Average overall length 8in. Four models from stock, final speed (A) 100 r.p.m. (B) 50 r.p.m., either 25/17/6 (des. 2/6); (C) double reduction, 10 r.p.m. and (D) 1 r.p.m., either 26/18/6 (des. 2/6). Also Permanent Capacitor/Induction type with single reduction gear box. 220/250 v. 50 c., average overall length 7 1/2 in., Reversible. Available from stock in the following final speeds (four models): (E) 16 r.p.m. (F) 33 r.p.m. (G) 46 r.p.m. and (H) 92 r.p.m., any one, 29 (des. 2/6). Also good selection of Double Reduction models, final speeds down to 0.2 r.p.m. Details on request. 6/12 volt D.C. F.P.P. Geared Motors, final speed approx. 50 r.p.m., 25/- (des. 1/6).

**REDUCTION GEAR BOXES.** Ratio 3/1. Transmission up to 1/2 h.p. housing 7 1/2 in. x 6in., 67/6. Also same ratio, trans. up to 1/2 h.p., 75/- (despatch either 2/6). Ratio 150/1 trans. up to 1/8th h.p. housing 5 1/2 in. x 6 1/2 in., 49/6 (des. 2/6). Ratio 300/1 trans. up to 1/10th h.p., housing approx. 3in. cube, 45/- (des. 1/6). Also Variable Gear Boxes, 4-0-4/1, infinitely variable from 1.5/1 to 4/1 with reversing action, trans. up to 1/200th h.p., precision made, housing 7in. x 4in. x 4in., 63/- (des. 2/6). Various other models available—further details, with sketch, on request, but quantities limited.

**G.E.C. MINIATURE CRYSTAL CALIBRATORS** (final small supply). Operation 200/250 v. A.C. For frequency calibration in 100 Kc. steps from 100 Kc. to 40 Mc/s. Mod. at 400 c/s. switched in if desired. With vacuum mounted crystal, bias 100 Kc/s. 8 1/2 in. x 6 1/2 in. x 2 1/2 in. List 12 gns. Brand new, 25/5/- (Des. 2/-)

**HIGH SPEED MOTORS.** 220/240 v. 50 c. Approx. 1/8th h.p., 15,000 r.p.m., suitable for sanders, high-speed drilling, polishing, buffers, etc., size of body 7in. long by 5in. dia., shaft 1 1/2 in. proj. x 1 1/2 in. dia., 55/- (des. 3/-). Also a few left of the G.E.C. 1/2 h.p. capacitor/induction motors, ball-bearing, 1,440 r.p.m., new in maker's wood boxes, 26/6/- (des. 6/-).

**STUD SWITCHES,** with 20 stud tape, panel 5in. square, by 2in., with laminated switch arm, new, boxed, 6/6 (des. 1/-)

**SYNCHRONOUS CLOCK MOVEMENTS.** 200/250 v. 50 c. With splines for hours/minutes, seconds hands, in dust cover 3 1/2 in. dia. by 2in. deep, with flex, ready for use, 27/6 (des. 1/-). Set of three hands for 5/7in. dial, 2/-, Mantel Clock Mount, height 8in., with fret-figured zone, suitable for above movements and hands. Variety of colours—please give choice of two. Wonderful offer. 5/6 (des. 1/-).

M. R. SUPPLIES, Ltd., 68 New Oxford St., London, W.C.1

Telephone : MUSeum 2958

## TELEVISION

for "Fringe" and "Long distance" viewers is vastly improved with the SPENCER-WEST type AC/3 Pre-Amplifier. The specification includes a first stage neutralised triode cathode coupled to a grounded grid triode, The optimum arrangement for best "noise factor." Self-contained power supply unit complete with correctly adjusted interference filter. Price complete, 10 gns. from your dealer or direct. Leaflets, etc., on request.

**RECEIVER CONVERSION TO NEW CHANNELS.** The type AC/4 Converter units for perfect simple conversion. Price complete with 5 valves and self-contained power unit, etc. 15 gns. Available for Brighton booster on London receivers (type AC/4KL) and all other conversions. Leaflets on request.

**SPENCER-WEST**  
**QUAY WORKS, GT. YARMOUTH**

Phone : Gt. Yarmouth.3009

## PHIL-TROL SOLENOIDS

6 v. — 467 v. A.C. and D.C. versions



Now made in England.

The first of this very popular range of solenoids or actuators is the small types 41 & 42. Now in Production.

Samples now available on the larger types 38 and 39.

WRITE FOR PAMPHLETS AND DETAILS:—

**PHILLIPS CONTROL (G.B.) LTD.**  
273 Farnborough Road, Farnborough, HANTS.

Telephone : Farnborough 1120

# WE PAY TOP PRICES

FOR  
**AMERICAN SURPLUS  
 ELECTRONIC EQUIPMENT**

*Any Quantity or Condition*

## LOOK AT THESE EXAMPLES

*for equipment in good condition*

- SCR291, complete..... £350
- Receiver R54/APR4 with all tuning units ..... £135
- Transmitter ET4336 ..... £110
- Receiver BC348 (R model only) ... £25
- Frequency Meter TS/175 ..... £80
- TX/RX RT18/ARCI ..... £50
- Test Set TS13 ..... £100
- Valves 723A/B ..... £3
- Scanner APS6 ..... £25

*We pay similar Remarkable Prices for*

**SCANNERS.** Any type, any condition:

**RECEIVERS.** R111/APR5, R89B/ARN5, R5/ARN7, R65/APN9, R15/APN3, R15/CPN2, BC1147A, BC348, RBL.

**TRANSMITTERS.** T12/CPN2, T11/APN3, T47A/ART13, BC1149, TDQ, TDE.

**TRANCEIVERS.** ARC3, SCR522, TCS, IFF units Nos. 966A, BC800, RT1/APN2.

**INDICATORS.** ID6B/APN4, ID17/APN3, ID18/CPN2, BC1151, BC1152, BC1159, MC412, I-81A, I-82A.

**TEST SETS.** Any unit with prefix "TS." IE19, BC638, I-208.

**MODULATORS.** BC1091, BC1142, CM3.

**SYNCHRONISER.** BC1148.

**POWER UNITS.** RA34, RA42, RA59, RA88, RA90, MG149, PE98, PE158, DM28.

**TUNING UNITS.** TN17, TN18, TN19, TN54.

**CONTROL GEAR.** BC1150, BC1145, JB91, JB95, JB98, JB102, PN31, PN32.

**ANTENNA GEAR.** BC223A, RC94, AS27, AT4, AN104.

**MOUNTINGS.** FT237, FT247A.

And almost every American made unit even if not mentioned above.

*Phone us immediately, transfer charge.*

Deal with the firm that has been established for twenty-five years and which is by far the largest buyer of Ham Equipment.

## ALTHAM RADIO CO.

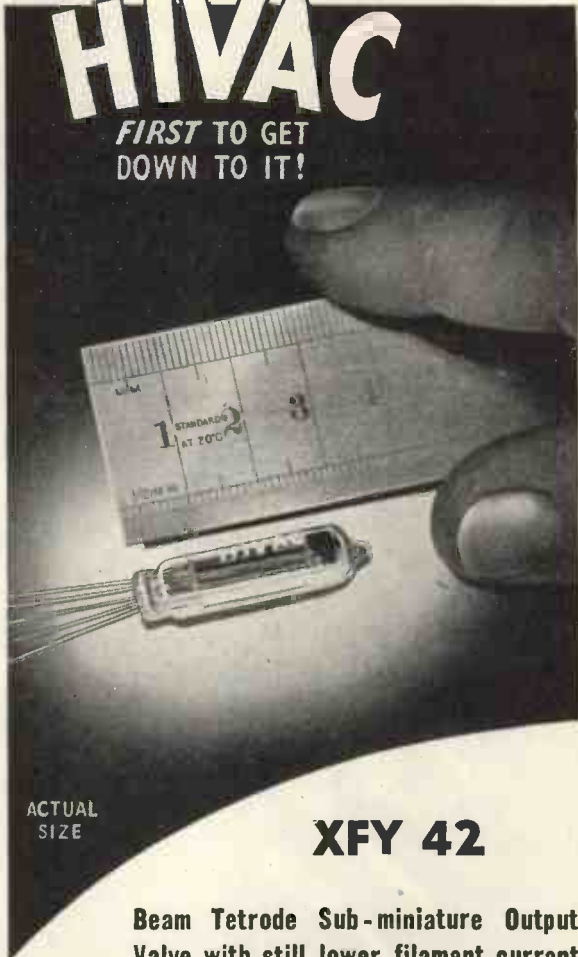
JERSEY HOUSE, JERSEY ST.  
**MANCHESTER 4**

Tel.: Central 7834/5/6

## SUB-MINIATURISATION

# HIVAC

**FIRST TO GET  
 DOWN TO IT!**



ACTUAL  
 SIZE

## XFY 42

**Beam Tetrode Sub-miniature Output  
 Valve with still lower filament current**

### TYPICAL OPERATION

Filament Voltage .....	1.25	1.25	1.25 V.
Filament Current .....	10	10	10 mA.
H.T. Voltage.....	16.25	22.5	30 V.
Control Grid Voltage ....	0	-1.5	-2.75 V.
Power Output .....	1.1	2.7	6.0 mW.

*The maximum cross-section is only 8 mm. x 6 mm. with  
 a maximum glass length of 35 mm.*

A small flat sub-miniature output tetrode with still lower filament current and improved performance at reduced battery voltages.



## Hivac Ltd.

Telephone: HARrow 2655  
 GREENHILL CRESCENT, HARROW-ON-THE-HILL, MIDDLESEX





# WORLD'S MOST WANTED AUTOCHANGER




Music lovers everywhere are demanding the Monarch—the new idea in automatic record changers. Never before have they had such fidelity of tone; completely automatic selection of all records—12", 10" and 7"; such ease of operation and unfailing reliability.

Many leading set makers fit the Monarch as standard—your request for information will bring full details by return.

Birmingham Sound Reproducers Ltd., Old Hill, Staffs. Grams: 'Electronic Old Hill, Cradley Heath.'







# VALVES, TUBES & CIRCUITS

## 11. PRE-AMPLIFIER PENTODE TYPE EF86

In most audio amplifier applications it is necessary to provide at least one stage of voltage amplification in which any hum, noise or microphony which could be introduced by the valve must be reduced to a minimum. This is particularly important in the early stages of high-gain amplifiers, in microphone pre-amplifiers and in magnetic tape recording applications.

These requirements have been specially considered in the design of the Mullard voltage amplifying pentode type EF86 which is recommended for all audio-frequency applications where low levels of hum, noise and microphony are essential. This valve is in the miniature all-glass range having a single-ended construction and a B9A (noval) base. Its heater, rated at 6.3V, 0.2A is suitable for series or parallel operation with either a.c. or d.c. Typical conditions of operation are given in the accompanying table of data.

### HUM

In the design of the EF86 special precautions have been taken to reduce possible sources of hum in the valve. A bifilar heater construction minimises the effect of hum due to the magnetic field of the heater. Effective internal screening assists in reducing hum due to both internal capacitances and external fields. In addition the internal control grid lead is surrounded by a guard ring which is connected to pin 7 and is normally earthed. This reduces leakage to the grid across the base of the valve and also reduces the capacitance between grid and heater.

When used as a normal voltage amplifier with a line voltage of 250V, an anode load of 100 k $\Omega$  and a grid resistor of 470 k $\Omega$  the maximum hum level of the valve alone is 5  $\mu$ V, the average value being about 3  $\mu$ V when operated with one side of the heater earthed. This can be further reduced by centre-tapping the heater to earth. Under these conditions the maximum hum level is 1.5  $\mu$ V.

The low levels of hum attained with this valve can be completely masked by an unsuitable choice of valve-holder in which leakage and capacitive coupling between pins can introduce considerable hum. For most applications it is found that a low-noise type of holder such as nylon-loaded phenolic or P.T.F.E. is adequate.

### NOISE

The low-frequency noise generated by a valve is most conveniently specified as an equivalent voltage on the control grid for a specific bandwidth. For the EF86 under normal conditions, i.e. line voltage of 250 V and an anode load of 100 k $\Omega$ , the equivalent noise voltage is approximately 2  $\mu$ V for the frequency range 25-10,000 c/s.

### MICROPHONY

Care in the design of the valve to ensure that the electrode structure and its mounting are as rigid as possible has reduced the microphony of the EF86 to a very low level. There are no appreciable internal resonances at frequencies below 1,000 c/s. At higher frequencies the effect of vibration is usually negligible on account of the damping provided by the chassis and the valve-holder. In high-gain applications such as tape recording care should be taken in siting the valve, particularly when a loudspeaker is present in the same cabinet or when a motor is mounted on the same chassis. In such cases a flexible mounting for the valve-holder or a separate weighted sub-chassis is advisable.

### VALVE DATA

HEATER		CHARACTERISTICS	
$V_h$	6.3 V	$V_a$	250 V
$I_h$	0.2 A	$V_{g3}$	0 V
CAPACITANCES		$V_{g2}$	140 V
$C_{out}$	5.5 $\mu$ F	$I_a$	3.0 mA
$C_{in}$	4.0 $\mu$ F	$I_{g2}$	0.6 mA
$C_{a-g1}$	0.025 $\mu$ F	$V_{g1}$	-2.0 V
$C_{g1-h}$	0.0025 $\mu$ F	$g_m$	1.8 mA/V
LIMITING VALUES		$r_a$	2.5 M $\Omega$
$V_a$ max.	300 V	DIMENSIONS	
$P_a$ max.	1.0 W	Max. seated height 49 mm	
$V_{g2}$ max.	200 V	Max. over-all length 56 mm	
$P_{g2}$ max.	0.2 W	Max. bulb diameter 22.2 mm	
$I_k$ max.	6.0 mA		
$V_{h-k}$ max.	100 V		

BASE B9A

### TYPICAL OPERATING CONDITIONS AS R.C. COUPLED A.F. AMPLIFIER.

$V_b$ (V)	$R_a$ (k $\Omega$ )	$I_k$ (mA)	$R_{g2}$ (M $\Omega$ )	$R_k$ (k $\Omega$ )	$\frac{V_{out}}{V_{in}}$	$V_{out}$ (V)	$D_{tot}$ (%)	$R_{g1}^*$ (k $\Omega$ )
PENTODE CONNECTION.								
300	100	2.45	0.39	1.0	116	64	5.0	330
250	100	2.05	0.39	1.0	112	50	5.0	330
200	100	1.65	0.39	1.0	106	40	5.0	330
150	100	1.0	0.47	1.5	95	22	5.0	330
300	220	1.1	1.0	2.2	188	54	5.0	680
250	220	0.9	1.0	2.2	180	46	5.0	680
200	220	0.75	1.0	2.2	170	36	5.0	680
150	220	0.55	1.0	2.7	150	24.5	5.0	680
TRIODE CONNECTION.								
300	100	1.5	—	2.2	28.5	50	3.8	330
250	100	1.25	—	2.2	28	39	3.7	330
200	100	1.0	—	2.2	27.5	27.5	3.3	330

\*Grid resistor of following valve.

† $V_{out}$  at commencement of grid current.



Reprints of this advertisement, together with additional notes may be obtained free of charge, from the address below.

MULLARD LTD., Technical Publications Department, Century House, Shaftesbury Avenue, London, W.C.2  
MMV 249

BRITISH MADE  
**BRIMAR**  
 VALVES  
*More reliable*



*than EVER!*

Brimar's long experience in the manufacture of special quality TRUSTWORTHY valves is now being reflected throughout the entire Brimar range.

Improved production methods, new and better assembly jigs, tighter control on the composition of materials, and the closer supervision of vital processes have resulted in valves with more uniform characteristics, greater mechanical strength and a higher standard of reliability as shown in the 6AL5.

This valve and its direct equivalents have been used for sound and vision detection and noise limiting in the majority of T.V. Receivers manufactured since the war and is extensively employed in this season's models.

Because of its improved performance the Brimar 6AL5 is also used widely in Industrial Electronic Equipment, Computers, Navigational Aids, Test Equipment, etc.

Use the **BRIMAR 6AL5**  
*the improved replacement*  
 —at **NO EXTRA COST**

BRIMAR	FERRANTI	MAZDA	MARCONI OSRAM	MULLARD
6AL5	DD6	6D2	D77 DI52	EB91



*now is the time to BRIMARIZE!*

*Standard Telephones and Cables Limited*  
 FOOTSCRAY · SIDCUP · KENT      FOOTSCRAY 3333



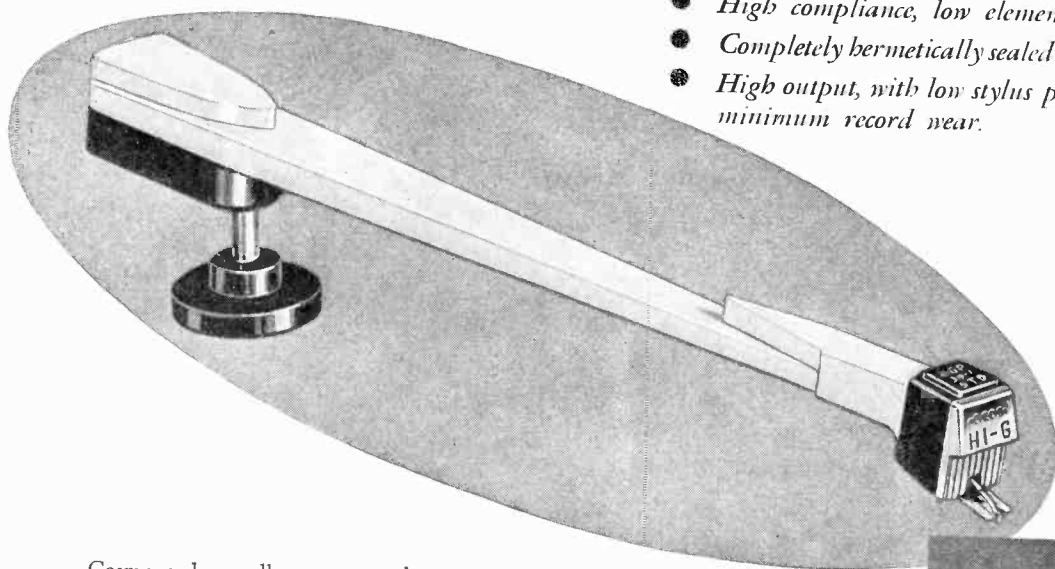
# Announcing

*the new Acos*

# HGP 40


INTRODUCED AT THE RADIO SHOW

- *Interchangeable beads for standard or microgroove records, with easily replaceable styli.*
- *High compliance, low element mass.*
- *Completely hermetically sealed crystal unit.*
- *High output, with low stylus pressure and minimum record wear.*



Cosmocord proudly announce the HGP 40 — first of the Acos Hi-g pick-ups — capable of tracking the highest modulation levels which can be engraved. Incorporating an entirely new clip-on method, the pick-up heads are designed to couple outstanding performance with extreme physical robustness. Ask your Dealer for details — or write to us direct.

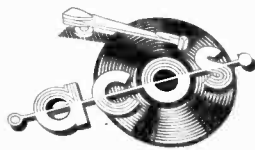
PRICE £2. 15. (plus 17/8d. P.T.)  
 Additional HGP 39 Head (Standard or L.P.) £1. 12. (plus 10/3d. P.T.)



*ACOS devices are protected by patents, patent applications and registered designs in Great Britain and abroad.*

**COSMOCORD LIMITED  
 ENFIELD MIDDLESEX**

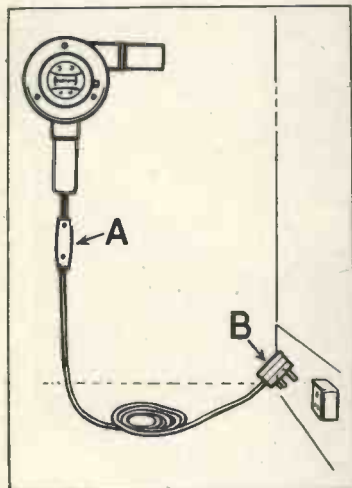
*always well ahead*



# THE "BELLING-LEE" PAGE

Providing technical information, service and advice in relation to our products and the suppression of electrical interference

## Split Suppression for T.V. Interference



Split suppression is the name given to a technique which is coming into more general use with the advent of TV flex lead suppressors.

It implies suppression in two stages; TV suppression "A" at one point in the appliance, and broadcast frequency suppression "B" at another.

It is well known that a suppressor must be fitted near the appliance to be effective; this is particularly important at TV frequencies, and if for any reason a TV suppressor has to be fitted in a flex lead, it must be within a few inches of the appliance. See "A." At broadcast frequencies some concessions to this can often be made, and provided that the flex is not too long, a broadcast frequency suppressor will work well at the mains outlet socket "B," possibly forming an integral part of the socket or plug. (There is much to be said for the latter arrangement, since this means that the appliance is suppressed when plugged into any socket.)

TV suppressors are inherently smaller than broadcast frequency suppressors, and "Split Suppression" takes advantage of this by providing a very compact TV suppressor "A" in the flex lead near the appliance, together with a suppressed mains plug "B" to take care of the long and medium wavebands. This is essentially an arrangement for the sake of convenience, and is of obvious value for

appliances normally held in the hand, where a bulky suppressor would be a nuisance.

"Split Suppression" is therefore recommended for hairdryers, electric razors, electric drills, etc., with leads not greater than 6 feet. It is not suitable for vacuum cleaners and other appliances with long trailing flexes, but here a rather larger all-wave suppressor can be fixed to or near the appliance without causing inconvenience.

Electric sewing machines can be dealt with by either method.



Flex Lead Suppressor

L.799 is an Inductor and Capacitor suppressor indicated at "A" in sketch (see first column). The inductors are wound for 2 amp. To be effective at TV frequencies it must be fitted not further than 6 inches from the connectors of the motor in the appliance.



Plug Point Suppressor

L.1308 is the capacitor filter indicated at "B" in sketch. The capacitors are built into a 3 pin 5 amp. plug. Whilst the plug by itself provides ample suppression in most cases, on long and medium wavebands, it is only effective at TV frequencies when used in conjunction with L.799.

## RADIO SHOW

This Year's Funny Story.

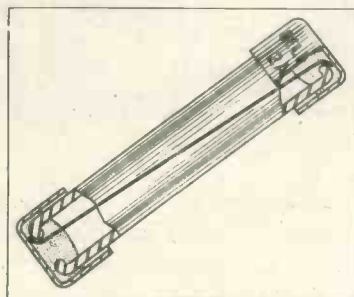
The visitor who thought that the

folding of a dipole was to facilitate packing.

## Improved Method of Fuse-Link Production

No more loose caps, they are locked to the glass, caps and filament as one. The glass will shatter before a cap can move. Mechanically and electrically this is a better fuse-link, and one that is less likely to deteriorate in use. The element is placed diagonally as a means of combating the bad effect of a sagging wire, which might touch the glass, cool off, and thereby defeat its purpose. Other features of the new "lock-cap" assembly are—

1. Fuse markings on caps are not lost.
2. Even extreme vibration cannot harm the element which is secured against breakage.
3. Hermetic sealing of the element against moisture and corrosion, prevents "perspiration" and sweating of the fuse.
4. Protection against rapid and extreme temperature changes—heat to cold and vice versa.
5. No external solder blobs on end caps—resulting in better end contact.
6. Strain relieved hard glass tube gives much greater strength and resistance to fracture on high current rupture.



7. More accurate dimensions and alignment and higher finish.
8. Element straight and more visible.

Written 30th September, 1953.

**BELLING & LEE LTD**  
CAMBRIDGE ARTERIAL RD., ENFIELD, MIDD., ENGLAND



# E·M·I

## RECORDING EQUIPMENT

Made by E.M.I. — with their unrivalled knowledge and experience of sound recording — the Emicorda combines quality of recording and reproduction with simplicity of operation (which is so important to the non-professional user).

The Emicorda is the home version of the E.M.I. Tape Recorders used by the leading broadcasting and recording organizations.

The **EMICORDA**

PRICE 90 GNS.

Model 2301 (right)



**FOR BETTER**



**RECORDINGS**



Emitape is the outcome of 50 years of research in the science of sound recording by the E.M.I. Group (H.M.V., Columbia and Parlophone). Available for all types of tape recorders, the Standard High Coercivity tape is made in two lengths — 600ft. (Type H60/6), 21/-, and 1,200 ft. (Type H60/12) 35/-.

**EMITAPE**

Emidiscs are the supreme lacquer recording blanks noted for free cutting and low background noise, allied with excellent frequency response and anti-static properties. Available in four grades, and wide range of sizes.

**EMIDISCS**



Send today for full details :

**E.M.I. SALES & SERVICE, RECORDING EQUIPMENT DIVISION, HAYES, MIDDLESEX**

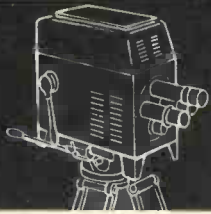
SOUTHALL 2468

ES26L



**BROADCASTING**

Marconi made radio broadcasting possible. Today 75% of the countries in the world rely on Marconi broadcasting transmitters.



**TELEVISION**

Marconi Television Equipment is installed in every one of the B.B.C.'s Television Stations and has been ordered by countries in North and South America, Europe and Asia.



**MOBILE RADIO**


Marconi Mobile Radio is used by Public Utilities and Armed Forces, including Police and local Defence Forces all over the world.

**MARCONI**

**Electronic Engineers, Designers,  
System Planners and  
Manufacturers of Aeronautical,  
Broadcasting, Communications  
and Maritime Radio  
Equipment, Television, Radar  
and Navigational Aids  
on land, sea and in the air.**

**AERONAUTICAL**

Forty - four Airlines and twenty-two Air Forces fit Marconi air radio equipment. Marconi airport installations are in use in many parts of the world.



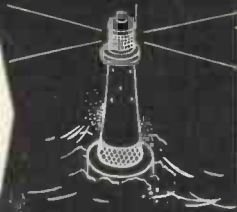
**COMMUNICATIONS**

More than 80 countries now have Marconi-equipped telegraph and communications services, many of which, completed twenty years ago, still give trouble-free operation.

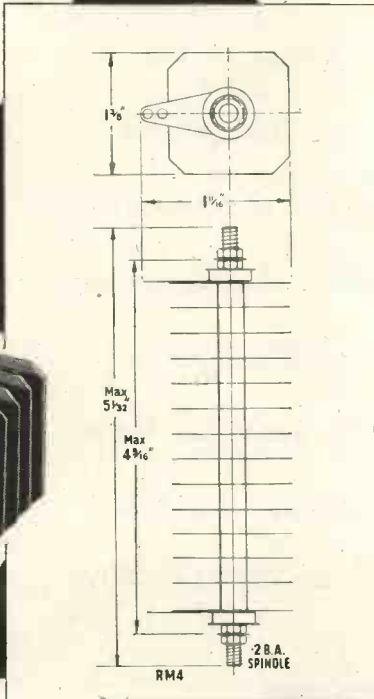

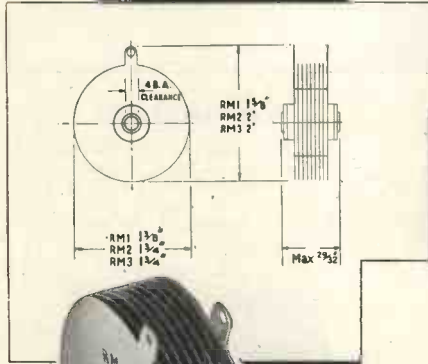


**MARITIME**

All radio approach and marker Beacons around the British coasts have been designed and manufactured by Marconi's. Marconi's experience of seagoing radio and radar is unrivalled.



# 10 advantages of **SELENIUM SenterCel RECTIFIERS** miniature selenium rectifiers



Compare these outstanding features with those of the rectifiers which at present you are using:—

- Less wiring
- Unlimited instantaneous overload such as the charging current of de-formed electrolytic capacitors.
- Far lower heat dissipation.
- No "warming-up" period.
- No valve-holder.
- Practically indestructible in normal service.
- No limit to size of electrolytic capacitor.
- Saves weight.
- Saves space.
- Low in cost.

### Study these RATINGS

TYPE	RM0	RM1	RM2	RM3	RM4
Maximum ambient temperature	35°C 55°C	35°C 55°C	35°C 55°C	35°C 55°C	35°C 40°C 55°C
Maximum output current (mean)	30mA 15mA	60mA 30mA	100mA 60mA	120mA 90mA	275mA 250mA 125mA
Maximum input voltage (r.m.s.)	125V	125V	125V	125V	250V
Maximum peak inverse voltage	350V	350V	350V	350V	700V
Max. instantaneous peak current	Unlimited	Unlimited	Unlimited	Unlimited	Unlimited
Weight	0.82 oz.	1 oz.	1.4 oz.	2 oz.	4.5 oz.



**Standard Telephones and Cables Limited**

(Registered Office: Connaught House, Aldwych, W.C.2)

**RECTIFIER DIVISION:** Warwick Road, Boreham Wood, Hertfordshire.

Telephone: Elstree 2401    Telegrams: Sentercel, Borehamwood

# POLYTAGS...lead-through and stand-off insulators

Polytetrafluoroethylene (P.T.F.E.) is an outstanding insulator. It is tough, durable and will not crack or arc. Its dielectric properties are substantially constant over a frequency range of 60 c.p.s. to at least 300 Mc.p.s. and are unaffected by temperature changes between minus 100°C. and plus 288°C. It has zero moisture absorption and is water repellent. It is, therefore, a most suitable material for stand-off and feed-through insulator terminals and has been chosen by Ediswan for this purpose. Ediswan Polytags are available in five types as illustrated below.

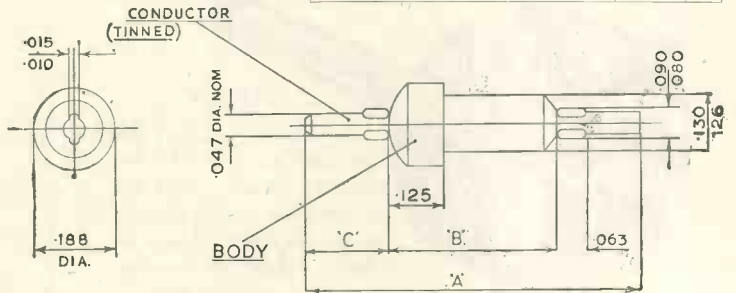
## PT 1 & 2. Lead-through



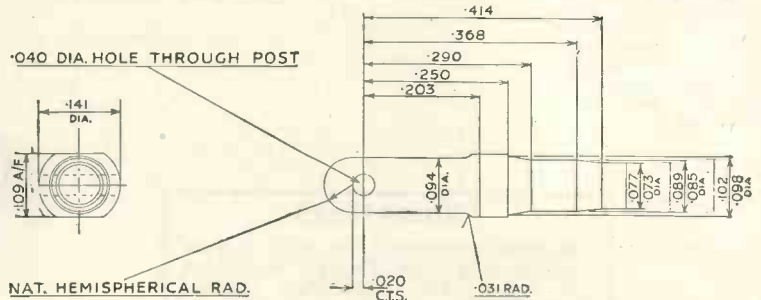
## PT 3 & 4. Stand-off



	A	B	C
PT 1	.750	.375	.188
PT 2	.875	.500	.188
PT 3	.563	.375	—
PT 4	.688	.500	—



## PT 5. Component mounting



Fixing: Polytags are primarily designed for fixing with a 5 B.A. nut—PT 1—4 or an 8 B.A. nut PT 5. They are self-tapping.

We are equipped to produce components fabricated or moulded in P.T.F.E. to individual specifications and enquiries will be welcomed.

# EDISWAN



THE EDISON SWAN ELECTRIC CO., LTD.,

Sales Department P.T.F.E.6, 21 Bruton Street, London, W.1. Telephone: Mayfair 5543  
 Head Office: 155 Charing Cross Road, London, W.C.2. Member of the A.E.I. Group of Companies

ER24




# Introducing



**TYPE 58 (Dual)**

Two controls in tandem operated by a common spindle. Each control wound to any resistance up to 100,000 ohms linear. Diam. 1.21/32in. Total depth of case 1.9/16in.



**TYPE 58**

Conservatively rated at 3 watts: available up to 100,000 ohms linear. Diam. 1.21/32in. Depth of case 25/32in. Spindle diam. 1/4in. (insulated). Length to specification. Angle of rotation, mechanical 300°. Effective 280°.

All controls can be supplied with special windings and closer tolerances to specification. Can also be supplied fitted with single or double pole mains switch if required.


## Further additions to the range of Clarostat† WIRE-WOUND Controls

All Clarostat controls are manufactured with high grade Bakelite cases of rugged construction. Solder tags are heavily silver-plated and of special design, removing all danger of turning or loosening under operating conditions. The controls are fitted with metal dust covers which are firmly keyed into the Bakelite casing and connected to the fixing bush, thus providing automatic earthing of cover. Samples available on application.



**TYPE 43 (Dual)**

Any two controls of specified value can be mounted in tandem operated by a common spindle. Diam. 1 1/4in. Total depth of case 1.3/16in.



**TYPE 43**

A compact control with a conservative rating of 2 watts. Available up to 25,000 ohms linear. Diam. 1 1/4in. Depth of case 19/32in. Spindle diam. 1/4in. (insulated). Length to specification. Angle of rotation, mechanical 300°. Effective 280°.

### WHOLESALEERS

Clarostat wire-wound Potentiometers are supplied with a spindle 2 1/4in. long with full length flat, individually packed in sturdy two-colour cartons. Delivery is prompt. Write for details of very attractive trade terms.

† Regd. Trade Mark



*Controls and Resistors*




**METAL PRODUCTS LIMITED.**

16, Berkeley Street, London, W.1.

Phone: GROsvenor 5206/7

# VORTEXION TAPE RECORDER



The amplifier, speaker and case, with detachable lid, measures 8½ in. x 22½ in. x 15½ in. and weighs 30 lb.

**PRICE, complete with WEARITE TAPE DECK** ..... £84 0 0

★ The noise level is extremely low and audibly the hum level and Johnson noise of the amplifier and deck are approximately equal. Only 25% of this small amount of hum is given by the amplifier alone.

★ Extremely low distortion and background noise, with a frequency response of 50 c/s.—10 Kc/s., plus or minus 1.5 db. A meter is fitted for the measurement of signal level and bias level.

★ Sufficient power is available for recording on disc, either direct or from the tape, without additional amplifiers.

★ A heavy mu-metal shielded microphone transformer is built in for 15-30 ohms balanced and screened line, and requires only 7 micro-volts approximately to fully load.

★ The .5 megohm input is fully loaded by 18 millivolts and is suitable for crystal P.U.s, microphone or radio inputs.

★ A power plug is provided for a radio feeder unit, etc. Variable bass and treble controls are fitted for control of the play back signal.

★ The power output is 3.5 watts heavily damped by negative feedback and an oval internal speaker is built in for monitoring purposes.

★ Facilities are provided for using the amplifier alone and using power output or headphones while recording or to drive additional amplifiers.

★ The unit may be left running on record or play back even with 1,750 ft. reels with the lid closed.

**POWER SUPPLY UNIT** to work from 12 volt Battery with an output of 230 v., 120 watts, 50 cycles within 1%. Suppressed for use with Tape Recorder. **PRICE** £18 0 0.

## FOUR CHANNEL ELECTRONIC MIXER

is almost essential for the professional or semi-professional where a number of different items have to be mixed on one tape recording.

It is recommended by a number of tape recorder manufacturers for this purpose.


Any normal input impedance can be supplied to order, balanced or unbalanced, the standard being 15-30 ohms balanced.

The normal output is 0.5 volt on 20,000 ohms or less, but 600 ohms is available as an alternative.

The steel stove enamelled case is polished and fitted with an engraved white panel suitable for making temporary pencil notes.

An internal screened power pack and selenium rectifier feed the five low noise non-microphonic valves.

Used in many hundreds of large public address installations and recording studios throughout the world.



**PRICE**  
**£36.15.0**

*Manufactured by*


**VORTEXION LIMITED, 257-263, The Broadway, Wimbledon, London, S.W.19**

Telephones: LIBerty 2814 and 6242-3

Telegrams: "Vortexion, Wimble, London."

# MARCONI mobile radio

Marconi mobile radio is the general name for a range of V.H.F. transmitter/receiver equipment designed to work under the most strenuous operating conditions. The range offers a choice of power up to 12W and a wide selection of frequencies to meet all operating requirements.




# MARCONI mobile radio

PLANNED · INSTALLED · SERVICED



# **NEW!** RADIO, TELEVISION AND ELECTRONICS



## LEARN THE PRACTICAL WAY Instructions + Equipment

Here at last is the only *real* way of making home study truly successful. Actual equipment is supplied, thus combining theory with practice in the correct educational sequence. Whether your need be for career, hobby or general interest, here is the ideal method for acquiring the knowledge in the most efficient way possible.

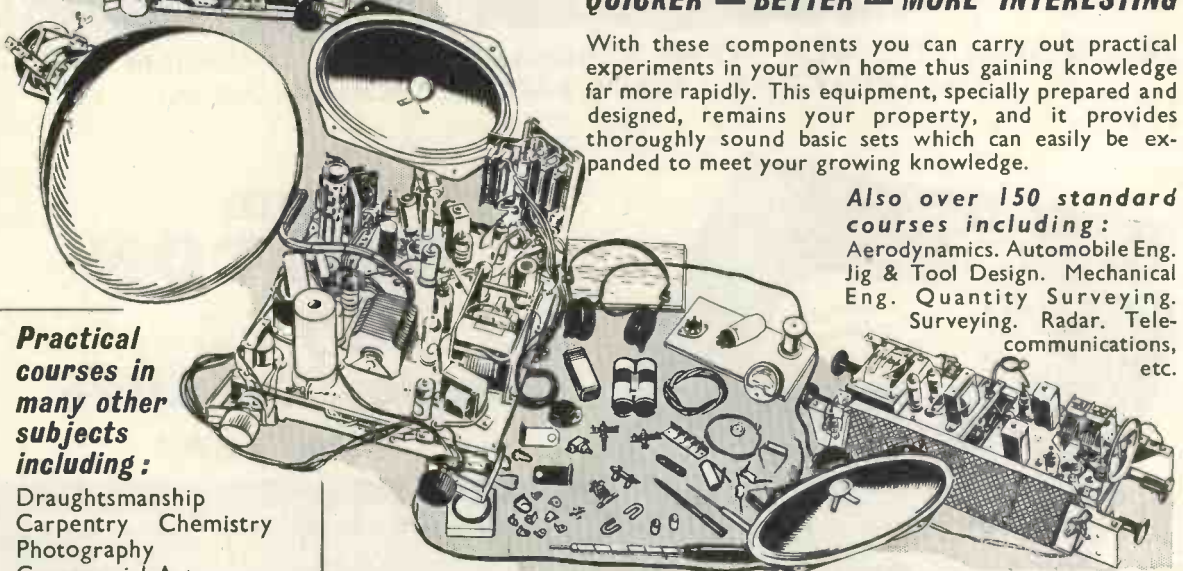
### QUICKER — BETTER — MORE INTERESTING

With these components you can carry out practical experiments in your own home thus gaining knowledge far more rapidly. This equipment, specially prepared and designed, remains your property, and it provides thoroughly sound basic sets which can easily be expanded to meet your growing knowledge.

Also over 150 standard courses including:  
Aerodynamics. Automobile Eng.  
Jig & Tool Design. Mechanical Eng.  
Quantity Surveying. Surveying. Radar. Telecommunications, etc.

**Practical courses in many other subjects including:**

- Draughtsmanship
- Carpentry
- Chemistry
- Photography
- Commercial Art



# EMI

## INSTITUTES

THE ONLY POSTAL COLLEGE WHICH IS PART OF A WORLD-WIDE INDUSTRIAL ORGANISATION

### POST THIS COUPON TODAY

Please send me your FREE book on Practical Courses.

To E.M.I. INSTITUTES, Dept. 127X,  
43 Grove Park Road, Chiswick, W.4.


NAME \_\_\_\_\_

ADDRESS \_\_\_\_\_

We will not worry you with personal visits

# — ADD ZEST —

TO YOUR LISTENING VIA A-Z  
 QUALITY REPRODUCTION BY SOUND  
 SALES — THE ULTIMATE CHOICE —



SOUND SALES LTD., WEST STREET, FARNHAM, SURREY. FARNHAM 6461-2-3  
 LONDON AGENTS: WEBB'S RADIO — HOLLEY'S RADIO



## THE **WESTON** **E772** Super Sensitive Analyser

### No 10. Multi-Range Testing Instruments

Best known of all instruments for the testing and servicing of radio and television equipment is undoubtedly the Weston Model E.772 Analyser, a first-class portable instrument with a sensitivity of 20,000 ohms per volt on all D.C. ranges and 1,000 ohms per volt on all A.C. ranges. The additional features of wide range coverage, robust construction and simplicity in operation contribute toward making the E.772 ideal also for laboratory and research work. Full details of this instrument and also of the Model S.75—a Test Set covering 53 ranges—will gladly be supplied on request.

## SANGAMO WESTON LIMITED · ENFIELD, MIDDLESEX

TELEPHONE: ENFIELD 3434 (6 lines) and 1242 (4 lines).

GRAMS: SANWEST, ENFIELD

- |           |                |             |            |                       |            |          |             |          |
|-----------|----------------|-------------|------------|-----------------------|------------|----------|-------------|----------|
| Branches: | London Office: | St. Georges | Court, New | Oxford Street, W.C.1. | Telephone: | CHAncery | 4971.       |          |
| GLASGOW   | MANCHESTER     | NEWCASTLE   | LIVERPOOL  | WOLVERHAMPTON         | NOTTINGHAM | BRISTOL  | SOUTHAMPTON | BRIGHTON |
| Central   | Central        | Newcastle   | Central    | Wolverhampton         | Nottingham | Bristol  | Southampton | Brighton |
| 6208      | 7904           | 26867       | 0230       | 21912                 | 42403      | 21781    | 3328        | 28497    |



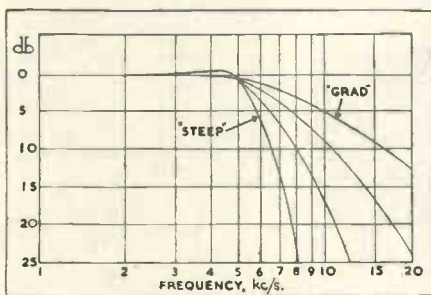
# LEAK equipment is *unique*—

It is acceptable to professional communications engineers for recording and broadcasting. The B.B.C. use several hundreds of the TL/12 Amplifier, and 1,000 are used by other Broadcasting Corporations.



## The Vari-Slope

Representing a unique feedback circuit development, the "Vari-Slope" pre-amplifier gives audibly better reproduction. This advance consists of variable-slope "electronic" low-pass filters operating on negative voltage feedback principles. No Inductors ("Chokes") are used, and their disadvantages are completely eliminated. The turnover frequencies are 5kc/s, 7kc/s, and 9kc/s, and the slopes of attenuation are continuously variable over the range 5db to 50db per octave.



Frequency amplitude curves for the "TREBLE-3" position (5kc/s turn-over). Curves of the same slopes are obtained on the other two positions turning over at 7 kc/s and 9 kc/s ("— 2" and "— 1" positions).

The filters consist essentially of Twin-T resistor-capacity networks inserted in the return circuit of a single-loop feedback amplifier. The more obvious advantages of this electronic feedback method over conventional choke filters include:—

(a) Improved transient response characteristics (due to absence of chokes having self-capacitance) and the consequent reduction of "ringing."

- (b) Extremely low harmonic and inter-modulation distortion due to negative voltage feedback action.
- (c) No discontinuities in the rates of slope when the slope control is operated, and no change in signal level at frequencies below turnover. (Both these faults occur in variable-slope choke filters due to the slope control altering the terminating impedance and the insertion loss.)
- (d) No chokes to cause magnetic hum pickup.
- (e) Smaller size, lighter weight, greater uniformity in production.

## Point-One TL/12 Triple Loop Feedback Amplifier

Used with the "Vari-Slope" pre-amplifier and the best available complementary equipment, the TL/12 power amplifier gives to the music-lover a quality of reproduction unsurpassed by any equipment at any price.

For laboratory use as a stabilised-gain audio frequency power amplifier. For the highest possible standard of disc recording. For the highest possible quality of reproduction from Pickup, Radio, Microphone, Film and Magnetic Tape. For use as a driver amplifier in the speech modulator chain of broadcast transmitters.

**27 Gns.**

The "Point-One" TL/12 Amplifier is built to a tropical specification and used throughout the world, including:

- The British Broadcasting Corporation.
- The South African Broadcasting Corporation.
- The Swedish Broadcasting Corporation.
- The Swiss Broadcasting Corporation.
- The Italian Broadcasting Corporation.

LIST PRICE IN BRITAIN **12 Gns.**



**£5. 10s.**

Write for fully descriptive literature.

## Steep-Cutting Filter

For use with the TL/12 power amplifier and pre-amplifiers preceding the Vari-slope. This filter unit is of particular interest to the record enthusiast.

**H. J. LEAK & CO., LTD., BRUNEL ROAD, WESTWAY FACTORY ESTATE, ACTON, W.3**

Phone : SHEpherds Bush 1173/4.


Telegrams : Sinusoidal, Ealux, London.

Cables : Sinusoidal, London.



**ELECTRONIC PRECISION EQUIPMENT LTD.**

**LAST FEW**



**15in. MAGNETIC TELEVISION TUBE**

By famous maker. Specification Blue/White screen 9 Kv. ion trap triode, heater 6.3 v. at .55 amp., 50° deflection. New, with written guarantee, offered at approximately half price, £13/10/- each, plus 10/- carriage and insurance. H.P. terms £4/10/- deposit and 12 monthly payments of 18/3. Limited quantity, so order immediately.



**CARBON RESISTORS**

These will now be supplied in individual packets, with the value and wattage clearly indicated.

Prices :  
1-watt, 5d. each ; 1 watt, 6d. each.  
**Resistor Kits.**  
Each resistor individually packaged as above. Popular assortment as shown below.

Ω	W	No.	Ω	W	No.
22	1	1	39K	1/2	4
68	1/2	3	47K	1/2	4
150	1	1	68K	1/2	2
330	1/2	1	68K	1	1
470	1/2	4	150K	1/2	3
820	1/2	1	330K	1/2	1
2.2K	1/2	1	500K	1/2	4
6.8K	1/2	1	680K	1	2
10K	1/2	4	1Meg	1/2	4
22K	1/2	4	1Meg	1	2
25K	1	1	22M	1/2	1

- Kit 1. 50 Resistors as above table..... 12/6
- Kit 2. Double quantity..... 22/6
- Kit 3. Four times quantity 37/6

**4in. NAVIGATION COMPASS**



Sturdy and reliable. Floating dial, shock mounted in metal case. All cardinal points and degrees marked. Each compass in wooden box. Exceptionally low price. 20/-, plus 2/- postage.

**TWO-VOLT ACCUMULATORS**

Made for the Forces by one of the most famous firms in the world. 15 amp.-hour size approx. 6in. x 1 1/2in. square in ebonite case, pre-charged, only need filling with acid, 4/9 each, plus 9d. post and insurance.



**READY MADE T.V. CHASSIS**

These are Five Channel Televisors employing completely tunable superhet sound and vision receivers. They have noise suppression on both sound and vision and incorporate a special I.F. filter in the aerial circuit. The circuit is absolutely up to date, and in fact uses the latest Mullard valves. The 12in. model uses MV 31/74 with the tinted special daylight viewing face. The 15in. model uses the Cossor 85K tube. Price, either model, is £42/10/- complete ready to receive sound and vision. Carriage and insurance £2 (partly returnable). H.P. terms, £14/3/6 deposit. Cabinets : 12in. (table model), £3/17/6, carriage, etc., 7/6. 12in. Console model, £7/17/6, carriage, etc., 10/- 15in. Console model £11/10/-, carriage, etc., 15/- . Any cabinet may be purchased by h.p. Simply send one-third as deposit.

**PROFESSIONAL RADIOS YOU CAN MAKE**

You will find that the building of our all-mains radio receivers is simplicity itself, and the more you make the less time each takes, everything down to the last nut and bolt is supplied, and everything fits together in a professional manner. When finished the receiver looks and plays as well as those being offered in radio shops at any time between £10 and £14. The one illustrated above we call the "Occasional," in a choice of colours, Ivory or Walnut and the T.R.F. costs £6/1/6 to make, H.P. terms being £2/1/6 deposit and 10 monthly payments of 10/6. Constructor's booklet 1/6, post paid.



**IDEAL GENERAL PURPOSE RECEIVER**

The Elpreq "Wolsey" 5 valve A.C./D.C. superhet has a built-in aerial and is of convenient size and weight to carry from room to room. Powerful reception on long, medium and short waves — handsome wooden cabinet — illuminated glass dial, with station names, A.V.C. and usual refinements. Size 11in. x 5 1/2in. x 7in. with B.V.A. valves, 12 months' guarantee. Limited quantity only, £9/5/- or £3/2/- deposit and balance over 12 months, carr. and insur. 5/-.



**R1155 COMMUNICATION RECEIVER FOR ONLY £2/14/- DEPOSIT**

This set, as most will know, is considered to be one of the finest communications receivers available today. The frequency range is 75 kc/s to 18 Mc/s. It is complete with 10 valves and is fitted in a black metal case. Made for the R.A.F. so obviously a robust receiver which will give years of service. Slightly used but completely overhauled and guaranteed in perfect working order. PRICE £7/19/6 or will be sent against a deposit of £2/14/-, balance of 12 monthly payments of 11/6. If you cannot call to collect please include an additional 10/- to cover cost of transit and carriage. This partly returnable to you if and when you return the transit case.

**MAINS POWER PACK FOR R.1155**  
With Pentode output stage. Plugs into socket on receiver so no internal modifications are required. Price £5/10/- complete with 5in. speaker ready to work, carriage 3/6.

**RADIO STETHOSCOPE**

A novel device aptly called a Radio Stethoscope is described in a recent edition of the "Radio Constructor." With it in most districts a receiver can be checked from the grid of the first valve right through to the output.



The only parts needed to make the simple circuit tracer are a pair of crocodile clips, a germanium crystal, and a paper tubular condenser, and we will supply whole outfit for 6/6, post free, and with each outfit we will give re-print of the article as it appeared in the "Radio Constructor." **NOTE.**—If you wish to make it up as a pocket unit then you will need a few other odds and ends, solder tags, etc., from your spares box.



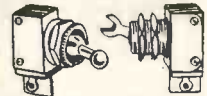
**CHASSIS ASSEMBLY**

3 colour, 3 waveband scale covering standard Long, Medium, and short wavebands, scale pan, chassis punched for standard 5 valve superhet, pulley driving head, springs, etc., to suit. Scale size 14 1/2in. x 3 1/2in. Chassis size, 15in. x 5in. x 2in. deep. Price 15/- plus 1/6 post. Note this is the one that fits our £7/10/- Radiogram cabinet and our 37/6 table cabinet.



**DEMOBBED VALVES**

Gives the commercial equivalents of many thousands of Service Valves, an invaluable publication recently revised. Price 2/3.



**TOGGLE SWITCHES**

Metal body standard size, made by a leading maker. Available with round dolly or with special V cut dolly. State which type when ordering. Price while stocks last only 2/3.



**BRASS CASED PLUG**

Seven-way brass cased plug, ideal for portable apparatus. Price 2/3 each half. D33BR and V33BL

**FUSED KNIFE SWITCH**

For isolating and switching, complete with fuses. 5 amp., 3/6; 30 amp., 4/6; 60 amp., 6/- . Note, spare fuses of the correct size are obtainable : 5 amp., 6d; 30 amp., 9d. 60 amp., 1/- . But in any case a burnt-out fuse can be repaired.



**ELECTRONIC PRECISION EQUIPMENT LTD**

**BARGAIN FOR CONSTRUCTORS**

**ELECTRICAL BARGAINS**

In addition to our large range of radio accessories we also carry a good stock of electrical wiring accessories; details of a few of these can be found below:—

**T.R.S. CABLES. 250v. CLASS**

1/.044 Twin flat	9d.
3/.029 Twin flat	1/-
3/.029 Twin with earth	1/3
3/.020 3 Core flat	1/6
3/.036 Twin flat	1/4
3/.036 Twin with earth	1/7
3/.036 3 Core flat	2/-
7/.029 Twin flat	1/6
7/.029 Twin with earth	1/11
7/.036 Twin flat	2/9
7/.036 Twin with earth	3/3
7/.064 Twin flat	4/9

**LEAD COVERED CABLES 250 v. CLASS**

3/.029 3 core	yard 2/3
3/.036 3 core	2/8
7/.044 twin	3/3
3/.036 twin	2/-
7/.029 twin	2/9
7/.064 twin	5/-

**WAR EMERGENCY TYPE CABLES 250 v. CLASS**

These are P.V.C. or rubber insulated, laid flat then braided with cotton and compounded:

7/.029 3-core flat	yard 2/-
7/.044 twin flat	2/-
7/.064 twin flat	3/3

**MULTICORED FLEXIBLES**

All are suitable for mains work as the separate conductors are very well insulated, then they are covered overall either with hard rubber, plastic or waterproof braiding:—

10 core	yard 2/6
7 core	2/-
5 core	1/-

**5 AMP SURFACE SWITCHES—HICRAFT**

- Oblong Brown Plastic 1-way 1/3 each.
- Oblong White Plastic 1-way, 1/3 each.
- Oblong Brown 2-way.. 1/6 each
- Oblong White 2-way .. 1/6 "
- Round Brown 1-way .. 1/3 "
- Round White 1-way .. 1/3 "
- Round Brown 2-way .. 1/6 "
- Round White 2-way .. 1/6 "

**SLIDER RESISTORS**

Heavy Duty Type.  
Size 7in. x 1 1/2in. 11 ohms 4.5 amp., 22/-; Size 9in. x 1 1/2in. 1.2 ohms 15 amp., 15/-; size 13 1/2in. x 1 1/2in. 3 ohms 10 amp., 15/-.

**SOCKETS HICRAFT**

Flush type for skirting, 5 amp. 3-pin shuttered, 1/3 each; ditto with switch, 2/3 each.

**CEILING SWITCHES—HICRAFT**

With cord and acorn. Brown or White, 1-way, 3/9 each; 2-way, 4/3 each.

**LAMP HOLDERS**

Bakelite, 1/- each or 10/6 doz. Bakelite skirted Batten holder, 1/6 or 15/- doz. Bakelite type threaded for 1/2in. with HO skirt, 1/6.



Special this month is the Portable illustrated alongside. We offer a bakelite cabinet with carrying handle, metal chassis, battery housing and two wave-band dial, all for 27/6, plus 5/- carr. and insurance. This cabinet and set of parts is ideal for making up either an all dry battery receiver for holidays, picnics, etc., or a battery mains set for everyday use. Constructional details of two suitable circuits using 1.5 v. valves IR5, etc., will be given free with cabinet assembly, or is available separately price 1/6 post free.

**SPECIAL RADIOGRAM OFFER**

To those who want an auto radiogram at a low price, we offer the cabinet illustrated alongside complete with Collaro three-speed record changer with dual purpose crystal pick-up, at a special bargain price of £17/16/8, plus 12/6 carriage and insurance or H.P. terms £6/7/- deposit.



3 colour scale, scale pan, chassis, pulley, driving head, springs, etc., etc., to suit the radiogram and two radio cabinets are available as a parcel at 15/-, plus 1/6 post.

Cabinet separately £7/10/- (or £2/10/- deposit), plus 10/- carriage and insurance.



A Superhet Chassis to fit these two cabinets is now available. L.M. and S. waves, 3 colour scale, A.V.C. Tone control, etc., complete with 8in. P.M. Speaker. Price £9/19/6, or H.P. £3/7/- deposit. Carriage 7/6 extra.

**TABLE MODEL RADIO**

This very nice-looking cabinet will take the same scale and chassis as the radiogram above, and we are able to offer this at the bargain price of 37/6, plus 3/6 post and insurance.



**THE REGINA**  
T.V. Console Cabinet, undrilled, but cut for 12in. tube, with adjustable platform. This cabinet looks really superior and is ideal for all popular sets—Viewmaster, Tele-King, etc. Price £7/17/6. Carriage 10/- extra.



The table model illustrated is available in fair quantity at £3/17/6, plus 7/6 carriage and insurance, which price includes the armour plate glass and surround.

Mechanical details for this Table Model are available as a parcel: Punched and prepared metal chassis, punched outrigger valve plate with spacers, 12in. Tube Clamping ring, tube rear support brackets, etc. Price 25/-, plus 2/6 post.




**"MIDGETRONIC" Radio Cabinet**

This pleasing small cabinet is in bakelite and is supplied complete with dial ring, pointer as illustrated but less knobs, also included is metal chassis and hardboard back. Price 15/-, plus 2/6 postage and packing.

Circuit of £3 radio to fit. 1/6.

**NEW ADDRESS FOR CALLERS**  
We have taken a shop within 5 minutes of FINSBURY PARK STATION. The address is: 29 STROUD GREEN RD.



**EX-ROYAL NAVY SOUND POWERED TELEPHONE**

These require no batteries, and will go for long periods without attention. Complete with generator and sounder which gives a high pitched note, easily heard above any other noise. Also fitted with an indicator lamp which in quiet situations can be used instead of the sounder, or where several h'phones are used together will indicate which one is being called. Size 7 1/2in. x 9in. x 7 1/2in., wall mounting designed for ships' use, but equally suitable for home, office, warehouse, factory, garage, etc. Price 57/6 each, plus 4/6 carriage.



**MILLIBAR BAROMETER, 7/6**

The heart of a barometer is a metal bellows which will expand and contract with the varying air pressure. The aircraft altimeter works on the same principle, a series of gears and lever amplifying the expansion and contraction of the bellows and so works the pointer. We can offer the ex-R.A.F. Sensitive Altimeter slightly faulty but containing the essential bellows, gears, wheels, etc., from which a good barometer can be made. Price only 7/6, plus 1/- post

**FULL PICTURE VCR97**

We have had a new delivery of this now-famous electrostatic 6in. T.V. tube, these are not the cut-off type, and we guarantee a full picture, 42/6, carriage and insurance 5/-.

**SPRING LOADED TERMINAL BLOCK**

Fully insulated so is ideal for mains, terminal point fitted on bench of workshop or laboratory. Also suitable for temporary hook ups when testing components, etc., will save its cost the first week of use. Price 3/6.

**ADJUSTABLE THERMOSTAT**

250 v. heavy silver contacts can be adjusted to operate between 70—300 F. These are suitable for aquarium heaters, electric blankets, etc. 1 Amp. Model, 3/6. 2 Amp. Model, 5/6. 5 Amp. Model, 14/6. Post, etc., 6d extra. Don't be cold this winter, make an Electric Blanket, blueprint 1/6, post free.


**22 1/2 WATT FLUORESCENT LIGHTING**

Complete kit comprises Hi-craft 40 watt control unit, starter lamp, lamp holders clips and wiring diagram. Price, less tube, 22/6, plus 1/6 post. With tube, 30/-, plus 3/6 P.P. Tubes 7/6 each, carr. free, minimum quantity 6.



**ELECTRONIC PRECISION EQUIPMENT LTD.**

**BARGAINS OF THE MONTH**



**SERVICE DATA**

100 service sheets, covering British receivers which have been sold in big quantities, and which every service engineer is ultimately bound to meet. The following makes are included: Aerodyne, Alba, Bush, Cossor, Ekco, Ever-Ready, Ferguson, Ferranti, G.E.C., H.M.V., Kolster-Brandes, Lissen, McMichael, Marconi, Mullard, Murphy, Philco, Philips, Pye, Ultra. Undoubtedly a mine of information invaluable to all who earn their living from radio servicing. Price £1 for the complete folder. Our folder No. 2 consists of 100 data sheets covering most of the popular American T.R.F. and superhet receivers "all dry" etc., which have been imported into this country. Names include Sparton, Emmerson Admiral, Crossley, R.C.A., Victor, etc. Each sheet gives circuit diagrams and component values, alignment procedure, etc., etc. Price for the folder of 100 sheets is £1. Post free.



**BE PREPARED**

For a cold winter by making our low cost Electric

Blanket. 27 yards of special heater wire and blueprint 20/- Blueprint only 1/6. Alternatively make a Bed Warmer. Constructional data 1/6.



**CONNECTING WIRE SNIP**  
P.V.C. insulated 23 s.w.g. copper wire in 100ft. coils, 2/9 each. Colours available: Black, Brown, Red, Orange, Pink, Yellow, White, Transparent. 4 coils for 10/-.


**SOMWEAVE**



This really lovely loud-speaker fabric we offer at approximately a third of today's cost. It is 42in. wide and our price is 12/- per yard or panels 12in. x 12in., 1/9 each. This is also very suitable for covering plain wooden cases, for portable radio amplifiers, etc.

**PLUGS FOR MODERN VALVE HOLDERS**

Each is fitted with a rubber shroud. For B7G button base and type 2 for B8A. Price 1/4 each, discounts for quantities.




**SUPERHET RADIO BY BEETHOVEN**

Extremely well built on chassis size approx. 9 1/2 x 7 1/2 x 8 1/2 using only first class components, fully aligned and tested, 110-240 volt A.C. mains operation. Large clear edge-lit dial. Three wave bands covering 200-550, 35-120, 13-42 metres. Complete with five Mullard valves, frequency changer, double diode triode, pentode output and full wave rectifier. Complete with Rola loudspeaker ready to operate. Special cash with order price this month, £7/17/6, carriage and insurance 7/6. Hire purchase terms £3 deposit, balance over 12 months.


**MULTI-METER KIT**

The Multi-meter illustrated measures D.C. volts, D.C. m/amps and ohms. It has a sensitivity of 200 ohms per volt and is equally suitable for the keen experimenter, service engineer or student. All the essential parts including 2in. moving coil meter, selected resistors, wire for shunts, 8-point range selector, calibrated scale, stick on range indicator and full instructions for making are available as a kit price 15/- plus 9d. post and packing.



**HUGE NEW PURCHASE**

We have purchased another large quantity of the Collaro Auto Record Changer, type R.C. 3/521, three speed suitable for all types of records and with the latest type crystal pick ups. Buy one this month as you will not be able to again at this special price of £10 plus 7/6 carriage and insurance.



**THE "WINDSOR" 5**

This is a 5 valve A.C. superhet covering the usual long, medium and short wavebands. It has a particularly fine clear dial with an extra long pointer travel. The latest type local valves are used and the chassis is complete and ready to operate. Chassis size 15in. x 6in. x 6in. Price £9/19/6 complete with 8in. speaker. Carriage and insurance 10/- H.P. terms £3/7/- deposit.

**TABLE RADIO CABINET**

Due to a special purchase, we are able to offer this very fine cabinet, size approx. 16 x 16 x 7—walnut veneered and satin finished. 37/6, carriage and packing 3/6. Note. This cabinet is the correct one for the chassis above.



**RADIOGRAM CABINET**

Console Type Cabinet. With full grained walnut finish, will take standard type auto change gram unit. Price £11/10/-, H.P. terms, £3/17/- deposit, and 12 monthly payments of 16/9, plus 15/- carriage.



Radio Chassis to suit. £8/19/6. H.P. terms. £3 deposit and 10 monthly payments of 13/-, plus 7/6 carr.

Auto Change Units. For long-playing and standard records with suitable pick-up head, £11/11/-.

**SPECIAL OFFER.** Cabinet Radio Chassis and Auto Changer, 29 gns. H.P. terms, £10/14/- deposit and 12 monthly payments of £2/3/-.

**LAST FEW**

£3/19/6.

**LAST FEW**



The Lectross warms room as it dries clothes bathing costumes, towels, etc. Size 3ft. wide, 3ft. high, and 5in. deep. It has four stove enamelled rails and works off AC or DC mains, consuming 650 watts. Fully guaranteed. Price £3/19/6 plus 7/6 carriage.

**GREATLY REDUCED—CATHODE RAY TUBES**

**VCR97.** Brand new and unused, ideal for 'scope, etc. Price 12/6. Carriage and insurance 5/- extra.

**VCR517.** 6 1/2 in. guaranteed full picture. 29/6 plus 5/- carriage and insurance.

**VCR139A.** 2 1/2 in., 32/6 plus 2/6 carriage, etc.

**VCR138.** 3 1/2 in. electrostatic short persistence, suitable for T.V. and ideal for 'scope work, 37/6 plus 3/6 carriage, etc.

**VCR112.** 5 in. electrostatic, persistence not known, 15/- each plus 5/- carriage, etc.

**CV996.** 6 in. electrostatic, persistence not known, 15/- each plus 5/- carriage, etc.

**CV1140, CV1590, CV1546.** All 12 in. magnetic long persistence £4/10/- plus 10/- carriage.

**This Blueprint FREE**

To advertise our latest purchase of germanium diodes suitable for crystal sets which we can offer at the very low price of 1/9. With each we give a free blueprint of a crystal set to be made from parts found in any junk box. You have a youngster friend who will be thrilled to make this little receiver.

**FREE T.V. SERVICE SHEETS**

The supplement to a new publication "Television Faults" contains complete circuit diagrams, component values, technical descriptions, etc., of 6 popular T.V. receivers as follows: Baird Everyman, T.29; Murphy, V.120C; English Electric, 1150M; Philips projection model 704A and 1800; Marconi, VT.53DA; Ultra V.711.

The book itself in the introductory chapter tabulates over 60 common faults from complete failures to such troubles as shadows in the corner. Against each fault symptom is given probable causes and a reference to the part of the book where more detailed information can be found. Following the quick fault finding guide are 10 chapters, each giving typical circuits and data indicating the actual components likely to be at fault. The book is invaluable to novice and experienced T.V. servicemen alike because it contains a wealth of practical experience and priced at only 5/- it will undoubtedly save its cost the first time you have to refer to it. Order now to ensure getting the free supplement.



# “Superior 15”

## SOME QUESTIONS ANSWERED



### QUESTION

*Can I expect sound and pictures equal to factory made sets ?*  
*Is it robust and likely to go for long periods without trouble ?*  
*Why is it so much cheaper than any other big picture televisor ?*  
*Does it look like a home-made set ?*

*How about soldering ? Is it difficult like repairing a kettle or saucepan ?*  
*Is aligning the set difficult ?*

*Will the Elpreq “Superior 15” receive all B.B.C. stations ?*

*What happens if I cannot get my televisor to work once I have it finished ?*

### ANSWER

The picture compared favourably with any set at the Radio Show.

Yes, because all parts are standard size and proved types.

The reason is because you assemble it yourself and thus save labour and other costs.


No, because it isn't really home made, it is simply assembled from factory made parts, just as are all so-called “factory made” T.V. models.

Soldering radio parts is simplicity itself.

No, the coils are all specially designed which “pre-aligns” them and you have only to follow the simple directions to ensure receiving the perfect picture. No-instruments are necessary.

Yes, and all constructors will be notified of the modifications that will be necessary when Commercial T.V. starts.

You send for a service form which you complete and then our engineer will indicate your trouble. Alternatively, for a nominal charge, we will take your chassis and make it perfect.



UP TO THE MINUTE  
BIG PICTURE T.V.

ONLY £37.10  
OR £12.10 deposit

### — MORE QUESTIONS ANSWERED

### QUESTION

*What is the cost ?*  
*Are Hire Purchase terms available ?*  
*Are there any guarantees ?*  
*Are cabinets available ?*  
*How much is the data and can I have it on approval ?*  
*How can I order ?*

### ANSWER

All components, valves and Cossor 15in. cathode ray tube cost £37-10-0.  
 Yes, the deposit is £12-10-0, the balance is spread over 12 months.  
 You are covered by two guarantees, one covers the components and the other ensures that you will get perfect results.  
 The illustrations show the cabinets which are available. The Console costs £11-10-0 and the Super corner model £18-0-0. H.P. terms again are available.  
 The data costs 7/6, but providing you keep it clean and in good condition you can return it within 7 days. If after studying it you feel you cannot make the televisor 7/- will be refunded to you.  
 An order form is enclosed with the 7/6 data, which you can complete and post to us.



— AS DEMONSTRATED AT THE NATIONAL RADIO SHOW  
**ELECTRONIC PRECISION EQUIPMENT LTD.**

Post orders should be addressed to :—


**ELPREQ HOUSE (Ref 2.), HIGH STREET,  
 WEALDSTONE, MIDDX.**


Personal shoppers however must continue to call at:—

**42-46, WINDMILL HILL, RUISLIP, MIDDX.**  
 Phone: RUISLIP 5780 Half-day. Wednesday.

**152-153, FLEET STREET, E.C.4.**  
 Phone: CENTRAL 2833. Half-day. Saturday.

**29, STROUD GREEN RD., FINSBURY PARK.**  
 Half-day. Thursday.





*With the Snapacitor Action*

Prov. Pat. No. 10074/53

A major development of The ORIGINAL 'X' AERIAL designed and produced by Antiference Limited who hold the MASTER PATENTS.

Here is the **NEW 'ANTEX'**

Lighter in weight—

Easier to erect—and

**IT COSTS LESS!**

Both mechanically and electrically, the new "Antex" represents a major advance in aerial efficiency and reliability. The revolutionary principle of its construction—the "Snapacitor"—enables the aerial insulator and rods to be pre-assembled at our works and packed as a unit. A simple swivel movement of each rod, a turn of a nut and the rods are locked in position and the assembly is ready for mounting. Moreover, all but the essential strength-giving parts are eliminated, resulting in a stronger lighter array. In addition the "Antex" is corrosion-proof and unaffected by any weather conditions. Fullest details are contained in Leaflet E3/W.

**MODEL X4L/\***  
Chimney Lashing. Complete with 6ft. x lin. dia. Aluminium alloy mast and chimney lashing equipment.

LIST PRICE 75/-

**MODEL X4W/\***  
Wall Mounting. Complete with 6ft. x lin. dia. Aluminium alloy mast and wall mounting bracket.

LIST PRICE 66/6

**MODEL X4M/\***  
Chimney Lashing. Complete with 10ft. x 1½ in. dia. Aluminium alloy mast and chimney lashing equipment.

LIST PRICE 115/-


**MODEL X4P/\***  
Pole Top Mounting. Complete with mast cap bracket for either wooden or metal masts.

LIST PRICE 40/-

**ANTIFERENCE LIMITED**

\* Add suffix as shown below for frequency required:  
/1 London /2 Holme Moss /3 Kirk-O-Shotts & Brighton /4 Midlands  
/5 Wenvoe /1 HOR Glencairn /5 HOR Pontop Pike

BICESTER RD., AYLESBURY, BUCKS. 'Phone: Aylesbury 1467/8



**THESE STANDARD WIDE ANGLE COMPONENTS ARE USED IN THE "TELEKING" AND "SUPERVISOR"**

*Also for the conversion to 14" or 17" C/R tubes of all popular home-built televisions*



From all Leading Stockists

**ALLEN COMPONENTS LIMITED**

Crown Works, Lower Richmond Rd.,

Richmond, Surrey

Telephone: Prospect 9013

Send 9d. and S.A.E. for Circuit Diagram



EASY

Estd

L.R.S

1925

TERMS

# Armstrong

## Two New Chassis

From personal experience we can say that these are really first-class and the reproduction is quite remarkable, showing a considerable improvement on previous models which, as is well known, were very good.

**MODEL FC38** incorporates many new features:

- New and Improved Tuning Scale.
- Magic Eye Tuning Indicator.
- Controls to lift Bass and Treble Ranges.

Eminently suitable for use with the latest 3-speed gramophone player. It has 3 wavebands: 16-50 m., 190-500 m., 1,000-2,000 m.

Flywheel tuning and push-pull output giving 8 watts of audio.

Cash Price **£23/13/0** (incl. P.T.)

**MODEL RF41.** A highly sensitive 10-valve 4-waveband chassis with numerous refinements, 12-35, 35-90, 190-550 and 800-2,000 metres.

- Variable selectivity.
- Cathode Ray Tuning Indicator.
- Large open slide-rule tuning dial with flywheel action.
- Bass and Treble lift controls.
- 10 watts push-pull audio output.

Cash Price **£31/19/8** (incl. P.T.)

**Connoisseur** 3-speed **GRAM UNITS** and **LIGHTWEIGHT PICK-UPS** to match, can be supplied from stock.

## Wharfedale & Goodmans SPEAKERS

The complete range is available on Terms.

Illustrated lists of any item and details of our **EASY TERMS** will be sent upon request.

## LEAK QUALITY EQUIPMENT

For the Connoisseur

### Point-One TL/12 12 watt Triple Loop Feedback Amplifier



Cash Price **£28/7/0**

For the highest possible quality of reproduction from Pick-up, Radio, Microphone, Film and Magnetic Tape. This amplifier has won worldwide recognition by its pre-eminence in performance, reliability and craftsmanship. As used by the B.B.C. and many overseas Broadcasting Corporations.

### The New VARI-SLOPE Pre-Amplifier

Gives audibly better reproduction. No Chokes to cause magnetic hum pick-up. Extremely low harmonic and intermodulation distortion.



Cash Price **£12/12/0**

For fuller details see maker's advertisement on p. 95.

### TERMS FOR THESE TWO UNITS

£9 deposit with order and 18 monthly instalments of 40/-. Passenger carriage 10/- extra, payable with deposit. **LEAK V.S. TUNER AND DYNAMIC P.U.** also supplied on similar terms. All the above available separately.



We invite you to take advantage of our

## FREE TRIAL OFFER

of

## LIGHTNING SHAVES FOR FOURTEEN DAYS

with the

# All New REMINGTON 60

ELECTRIC DRY SHAVER

This 60-second shaving marvel really does give a cleaner, smoother and far quicker shave than any other method. The extra long shaving heads are mounted on the exclusive Remington Contour principle, slightly arched to fit easily into those hard-to-shave spots. Once you have tried it you will agree there is nothing as good, hence our offer of **14 DAYS FREE TRIAL** upon receipt of **20/- deposit**, which is returned in full if you are not completely satisfied. AC/DC 200/250 v., other voltages available. In superb silk-lined presentation case. Maker's 12 months guarantee. Immediate delivery. **CASH PRICE £9/19/0**, or 20/- deposit and 8 monthly payments of 24/-.



The **L.R. SUPPLY COMPANY LIMITED**  
**BALCOMBE** (LONDON RADIO SUPPLY COMPANY) **SUSSEX**  
 Telephone Balcombe 254



# MODERN ELECTRICS LTD.,

164, Charing Cross Road, London, W.C.2.

Phone: TEMple Bar 7587.

Export enquiries welcomed.

Immediate delivery from stock.

Prompt attention to post orders.

TAPE RECORDERS	
GRUNDIG 700L .....	£84 0 0
SIMPSONIC 8 watts	£83 0 0
BAIRD Soundmaster...	£68 5 0
SOUNDMIRROR Twin Track	
Table .....	£69 10 0
Portable .....	£74 10 0
WEARITE TAPE DECK	
	£35 0 0
TRUVOX TAPE DECK	
	£23 2 0
RECORDING TAPES	
GRUNDIG	
L.G.S. 1,200ft. ....	£2 0 0
SOUNDMIRROR	
Paper Tape 1,200ft....	£1 5 0
FERROVOICE	
Spare Spools.....	4 6
E.M.I. H60, 1,200ft....	£1 15 0
E.M.I. H60, 600ft....	£1 1 0
E.M.I. H65, 1,200ft....	£1 15 0
E.M.I. H50, 1,200ft....	£2 8 0
SCOTCH BOY	
1,200ft. ....	£1 15 0
600ft. ....	£1 1 0
Spare Spools 1,200ft.	4 3
Spare Spools 600ft....	3 3
FERROGRAPH	
1,200ft. ....	£2 5 0
1,750ft. ....	£3 3 0
8 1/2 in. Spools .....	9 6
AGFA	
1,200ft. ....	£1 17 6
600ft. ....	£1 2 6

RECORD REPRODUCING EQUIPMENT	
B.S.R.	
3-spd. Motor and Plate .....	£5 8 11
COLLARO	
3-sp. Unit complete with Studio P/U .....	£10 6 1
GARRARD	
R.C.80 .....	£17 1 3
R.C.90 .....	£17 16 6
R.C.80 A.C./D.C. ....	£24 14 4
3-sp. TA Unit .....	£9 17 6
CONNOISSEUR	
3-spd. Unit .....	£21 17 3
SPEAKERS	
GOODMANS	
Axiom 150 Mk. 2 ...	£10 5 6
Axiom 102 .....	£9 18 2
Axiom 101 .....	£6 12 1
Audiom 60 .....	£8 12 6
WHARFEDALE	
W15 CS .....	£16 0 0
Super 12 CS/AL .....	£16 0 0
W12 CS .....	£9 15 0
Golden 10 CSB .....	£8 6 7
Super 5 and 8 CS/AL .....	£6 13 3
Bronze 10in. ....	£4 12 9
Bronze 8in .....	£3 4 0
W.B. Crossover Unit. ....	£1 6 6
W.B. Tweeter Unit .....	£3 15 0
Stentorian HF912 .....	£3 7 6

TEST GEAR	
AVO	
Model 8 .....	£23 10 0
Model 7 (latest) .....	£19 10 0
Uniminor Mk. II .....	£10 10 0
Electronic Meter....	£40 0 0
Wide Band Sig./Gen....	£30 0 0
Valve Characteristic Meter .....	£60 0 0
D.C. Minor .....	£5 5 0
10kV Multiplier for Model 8 .....	£3 5 0
Carrying Cases for Models 7, 8 and 40 ...	£3 0 0
ADVANCE	
H.1 (Sig/Gen) .....	£25 0 0
E.2 (Sig/Gen) .....	£28 0 0
J.1 New Model.....	£35 12 0
COSSOR	
Oscilloscope 1049 ...	£150 0 0
Oscilloscope 1035 ...	£110 0 0
TAYLOR	
All new Taylor Test Gear in stock.	
PICK-UPS	
ACOS	
GP.20 (Std. or L.P.)...	£3 6 1
Spare heads for above	£2 0 0
DECCA	
X.M.S. Magnetic .....	£6 9 5
CONNOISSEUR	
Super 2 Hds. ....	£9 5 6
Spare Heads.....	£3 6 3
COLLARO STUDIO	
Type O or P.....	£4 0 8

VALVES	
We are one of London's largest stockists—Please write for requirements.	
MICROPHONES	
ACOS	
Mic 22 (Crystal) .....	£4 4 0
Mic inserts for above	£1 0 0
Mic 16 (Crystal) .....	£12 12 0
LUSTRAPHONE	
M/C with T/F.C 51...	£5 15 6
Heavy Table Base for above .....	£1 1 0
RESLO M/C (Low Imp.)	
Ribbon High Fidelity	£7 5 0
Mumetal Transformer	£1 15 0
MICROPHONE STANDS	
Floor, 3 extensions...	£3 12 6
Table Stand .....	£1 1 0
LEAK AMPLIFIERS	
Point 1, TL.12 .....	£28 7 0
Point 2, TL 25 .....	£34 7 0
Vari-slope pre-amp...	£12 12 0
Type VS R.F. Tuner Unit .....	£34 19 0
SOLON. New Instrument	
Iron 200-250 v. 25 w. ....	19 8
ALL GARRARD, CONNOISSEUR, DECCA and COLLARO HEADS AND STYLII IN STOCK.	

H.P. Terms available on all items over £10.0.0.

## The TRANSFORMER SUPPLY Co.

HIGH GRADE TRANSFORMERS at competitive prices

All fully shrouded (except E.H.T. types), of interleaved construction and impregnated to ensure long life. Accuracy and insulation conform to the best electronic engineering practice.

Pri: 210/230/250v. \*230v. only.

Cat. No.	Price
T.S.1 260/0/260v. 65 m/a. 6.3v. 2.5a., 5v. 2a. ....	18/6
T.S.2 350/0/350v. 120 m/a. 6.3v. 4a., 5v. 2a. ....	30/-
T.S.3 350/0/350v. 150 m/a. 6.3v. 4a., 5v. 2a. ....	35/-
T.S.4 425/0/425v. 200 m/a. 6.3v. 4a., 6.3v. 2.5a., 5v. 3a. ....	47/6
T.S.5 425/0/425v. 250 m/a. 6.3v. 4a., 6.3v. 4a., 5v. 3a. ....	52/6
T.S.6 350/0/350v. 250 m/a. 6.3v. 8a., 0-2-6v. 2a., 5v. 3a. ....	62/6
T.S.27 *1750v. 5 m/a. R.M.S. 0-2-4v. 1.5a. (Ins. 2500v. D.C.) 0-2-4v. 1.5a. (Ins. 2500v. D.C.) .....	37/6
T.S.28 2500v. 5 m/a. R.M.S. 0-2-4v. 1.5a. (Ins. 3500v. D.C.) 0-2-4v. 1.5a. (Ins. 3500v. D.C.) .....	50/-
T.S.29 4000v. 5 m/a. R.M.S. 0-2-4v. 2a. (Ins. 6000v. D.C.) .....	70/-
T.S.30 5000v. 5 m/a. R.M.S. 2v. 2a. or 4v. 1a. (Ins. 7000v. D.C.) .....	77/6

Chokes. Fully shrouded (except\*)

Cat. No.	Price	Cat. No.	Price
T.C.1 *10hy. 80 m/a. 250 ohms 5/3	20/-	T.C.6 12hy. 150 m/a. ....	22/6
T.C.5 12hy. 120 m/a. ....	15/9	T.C.7 5/8hy. 250 m/a. ....	

Auto Transformers. Fully shrouded. Fitted terminal blocks. Tapped 100/110/210/230/250 volts.

Cat. No.	Price	Cat. No.	Price
T.A.1a 80 watt .....	25/-	T.A.3 300 watt .....	52/6
T.A.1 125 watt .....	32/6	T.A.5 500 watt .....	87/6
T.A.2 200 watt .....	42/6	T.A.10 1000 watt .....	150/-

Cash with order or C.O.D.

70, CHEPSTOW ROAD, LONDON, W.2

# HIVAC

INDICATOR LAMPS

## Neon INDICATOR LAMPS

for ELECTRICAL EQUIPMENT

# Hivac Ltd

GREENHILL CRESCENT, HARROW-ON-THE-HILL MIDDLESEX  
Telephone HARrow 2655

# EGEN

## MINIATURE POTENTIOMETERS

Designed to meet the demand for Egen reliability within the smallest possible compass, these exceptionally small carbon potentiometers ( $\frac{1}{8}$ " diameter) retain all the desirable features of their standard-size counterparts. The special Egen carbon deposition process ensures a highly stable resistance element of extreme durability. Double-contact rotor provides firm balanced contact with exceptional freedom from wear and noise. Positively located soldering tags, silver plated for easy soldering. All steel parts rustproofed. Standard resistance values available, from 5000 ohms to 2 megohms.

Type 105 is identical to Type 115 except that a 2-pole Q.M.B. switch is incorporated.



TYPE 105



PRE-SET RESISTORS  
A wire-wound pre-set resistor for panel or chassis mounting



SUB-MINIATURE VOLUME CONTROLS  
For use in Deaf Aids and other miniature electronic apparatus

Export enquiries welcomed

# EGEN

POTENTIOMETERS

EGEN ELECTRIC LTD.,  
CHARFLEET INDUSTRIAL  
ESTATE, CANVEY ISLAND, ESSEX • PHONE: CANVEY 691-2

# ANOTHER GREAT ADVANCEMENT

by

# Aerialite

### THE UNEX T.V. AERIAL WITH THE DRIVEN ARRAY

For simplicity in fitting, high electrical performance and long trouble-free service, the UNEX has no equal.

Like the popular Dublex, the Unex is a driven array with excellent electrical and mechanical features.

Vitaly important points to note on the Unex are:—



- **EASY FITTING**—Diametrically opposed elements screw into each other and automatically make contact with downlead terminals.
- **SIMPLE DOWNLEAD CONNECTIONS**—excellent accessibility plus spring loaded braiding clamp ensure speedy and positive connections.
- **HIGH ELECTRICAL PERFORMANCE**—Forward gain of 3dB Front/Back ratio of 25dB guarantee excellent electrical efficiency plus maximum interference rejection.
- **INEXPENSIVE**—Prices are low despite the high quality materials used. 83S—complete with 6ft. alloy mast, single lashing bracket etc. £3/19/6.

83T complete with 10' x 2" lightweight mast, double lashings, etc.....	£6 15 0
83F complete with 14' x 2" lightweight mast, double lashings, etc.....	£7 12 6
83C complete with cranked arm, single lashing bracket .....	£3 19 6
83X array only for own mast fitting	£2 4 0

Above are for all vertical channels. Add 5/- extra for horizontal versions.

Other Aerialite High Efficiency T/V Aerials include: Dublex, Aerfringe, Aerphase, Airatch, Aerfold.


# Aerialite LTD.

CASTLE WORKS STALYBRIDGE CHESHIRE.



# ARCOLECTRIC SWITCHES & SIGNAL LAMPS

- For Industrial Equipment
- Domestic Appliances
- Electronic Instruments
- Automobile Switching



THREE POSITION TOGGLE SWITCH  
Two-way and Off



10-AMP. TOGGLE SWITCH  
10-amp. 250 volt.



PUSH PULL SWITCH  
For Motor Cars



MINIATURE TOGGLE SWITCH  
3-amp. 250 volt.



D.P. TOGGLE SWITCH  
3-amp. 250 volt.



SMALL POINTER KNOB



SIGNAL LAMP HOLDER  
MES Fitting

Write for Catalogue No. 128-W

**ARCOLECTRIC SWITCHES LTD**

CENTRAL AVENUE, WEST MOLESEY, SURREY      TELEPHONE: MOLESEY 4336 (3 LINES)

*from Cabinets to Consoles*

**Widney-DORLEC**  
REGISTERED TRADE MARK

Our design and development department is available to help solve your Cabinet problem. The service can extend from the production of design sketches to the manufacture of complete Cabinets, which can vary in size from simple instrument cases to the most complicated consoles.


Write for further information to  
**TECHNICAL SALES OFFICE**  
299 NEW KING'S ROAD  
LONDON, S.W.6 Tel.: RENown 1601

Manufacturers



**HALLAM, SLEIGH & CHESTON LTD**  
WIDNEY WORKS - BIRMINGHAM - 4

Phone: Aston Cross 0914 in London. Grams Super-Arc. Birmingham, 4.



## YOU CAN BUILD THIS SUPERIOR RECEIVER WITH THE AID OF "THE HOME CONSTRUCTOR"

OUR NEW HANDBOOK  
THIS INCORPORATES CIRCUIT DIAGRAM AND FULL CONSTRUCTIONAL DETAILS FOR BUILDING THIS FINE SUPERHET IN SEVERAL DIFFERENT FORMS INCLUDING THE FOLLOWING:—

- (a) 2 waveband 3 valve Feeder Unit. (b) 3 waveband 3 valve Feeder Unit. (c) 3 waveband 4 valve Feeder Unit (with R.F. stage). (d) 2 waveband 5 valve Receiver (i) for A.C. (ii) for A.C./D.C. (e) 3 waveband 5 valve Receiver (i) for A.C. (ii) for A.C./D.C. (f) 3 waveband 6 valve Receiver (i) for A.C. (ii) for A.C./D.C.
- In addition, working from the handbook, any of the sets can be built and later converted to any alternative model desired. Other contents include: How to build a crystal set; How to construct a 2 w/band Plus Gram coil pack; Circuits of two very different T.R.F. sets; and a 10W Quality Amplifier. Pages of constructional and servicing hints, soldering and metal working instructions, resistance colour code, etc.

The booklet also incorporates a well-illustrated catalogue with full technical details of our products. And the price? **2/6d. ONLY!**

SEND TODAY FOR YOUR COPY, TO OUR NEW OFFICES AND SHOWROOMS AT THIS ADDRESS.

**SUPACOILS,** 21, MARKHOUSE ROAD, LONDON, E.17.

(3 mins. from St. James St. Stn., E.17, Bus: 685 or 687 stop outside the door.)



# C·R·T DISPLAY UNITS



with the basic essentials for visual presentation and designed to provide in simple and convenient form the best means of demonstrating signals from your existing equipment. They will also form display units for the Unitel System of instruments.

Model 1001 incorporates a 5" diameter cathode ray tube with the following features: ● Post Deflection Acceleration at 4,000 v. ● Fine Focus, High Intensity and Sensitivity. ● Self contained operating potentials from 200 to 250 v. A.C. Mains. ● Graticule with variable illumination. ● Full screening against external fields.

*Ideal for Monitoring Production Tests.*

*Specialists in Oscilloscopes and D.C. Amplifiers. Write for details.*

**NAGARD**  
LTD

18, Avenue Road, Belmont, Surrey. Vigilant-0345



## THE "RD BABY DE-LUXE MK. II" THE WORLD'S FINEST MEDIUM PRICED AMPLIFIER

Since its introduction only some five months ago, this new amplifier has won universal praise both in this country and abroad and has firmly established its position as the finest medium priced amplifier in the World.


**Prices:**

The "RD BABY de-luxe Mk. II" main amplifier. . . . .£14  
The "RD JUNIOR Mk. II" pre-amplifier. . . . .£9

Detailed technical specifications, including response curves and an illustration, will gladly be forwarded post free on request.

Available from leading dealers in London and the Provinces, or if in any difficulty, please apply direct.

*Trade and Export enquiries invited.*




# ROGERS DEVELOPMENTS CO.

MANUFACTURERS OF PRECISION BUILT SOUND EQUIPMENT


"RODEVCO HOUSE," 116, BLACKHEATH ROAD, GREENWICH, S.E.10. TIDeway 1723.

*Audibility for Auditorium Audiences*  
**FRONT ROW...STANDING**  
**BACK ROW...**

When the demand is for sound reproduction giving maximum audibility and fidelity to every member of the audience, then you can confidently install the Vitavox Bitone Reproducer. We will gladly send you fullest information on request.



Model	3101	6201
Peak watts	10	20
Impedance (nom)	15 ohms	15 ohms
Filter cross-over frequency	1,000 cps	1,000 cps
Filter attenuation per octave	6 db	12 db
H.F. distribution (nom)	60° x 20°	60° x 40°
Finish	Medium oak with metallic bronze horn (and grille on 3101)	




# VITAVOX *Bitone* *reproducers*

Vitavox Limited, Westmoreland Road, London, N.W.9.

Telephone: COLindale 8671 (PBX).

## MAKE



## ONE

WITH THE B.S.R. MONARCH AND GU4A REGENT Gramophone Units

FOR

AMPLIFIERS  
 CABINETS  
 PICKUPS  
 SPARES and STYL

Write for details and literature to:—

# N. MIERS

& CO. LTD.

115 Gower Street, London, W.C.1.

Phone: EUSton 7515. Grams: Miersco, Westcent.

## direct TV

### REPLACEMENTS

134-136, LEWISHAM WAY, NEW X, S.E.14.

Tel.: TIDeway 3696-2330.

## GOOD NEWS!

A 24 HOUR REWIND REPLACEMENT SERVICE ON ALL TIME-BASE TRANSFORMERS. THIS SERVICE WILL SAVE YOU TIME AND MONEY. BUSH, MURPHY, PHILIPS, AND FERRANTI TRANSFORMERS ARE INCLUDED IN THE SCHEME.

Our Replacement Service of New Components is still in operation. A new spares rewind chart will be announced soon.

**SPECIAL OFFER:** 6 Preset T/V Controls, 3-100 K. and 3-1 Meg. Can be used for converting sets, using sliders. Usual Price 19/6. **OUR PRICE 9/6.**

**500K VOLUME CONTROLS**, lin. spindle, 1/9 each.

**"RADIO ENGINEERS SERVICING MANUAL."** Containing 768 pages and service sheets for over 500 receivers, 42/- plus 1/6 packing and post.

**"TELEVISION ENGINEERS SERVICING MANUAL."** 42/- plus 1/6 packing and post.

You save the cost of these two books on a couple of service jobs. Every Radio Engineer will find them a sound investment.

C.W.O. or C.O.D.

# bring YOUR set up to date with this really modern range of ENGRAVED control knobs

The complete range of control knobs you've been waiting for! 16 special **GOLD FILLED** inscriptions that will meet the demand of every radio, T/V., tape recorder or amplifier enthusiast—beautifully made and designed to enhance the appearance of every commercial or amateur constructed set.

Sizes: Type "A"  $1\frac{5}{8}$ " dia. Type "B"  $1\frac{1}{8}$ " dia. Both types are  $\frac{5}{8}$ " deep.

### AN ENGRAVING FOR EVERY PURPOSE—

**RADIO:** "Volume," "Tuning," "Wavechange," "On-Off," "S.M.L.-Gram.," "Radio Gram.," "Tone," "Vol./On-Off."

**TELEVISION:** "Focus," "Contrast," "Brilliance," "Brightness," "Brilliance/On-Off."

**AMPLIFIER:** "Bass," "Treble" (plus any of above).

**TAPE RECORDER:** "Record-Play" (plus any of above).

AVAILABLE IN WALNUT OR IVORY.

PRICES: Type "A," 1/6 each; Type "B," 1/2 each.

Plain knobs can also be supplied at 1/- and 10d. each respectively.

UNCLES, BLISS & CO., LTD. (Dept. WW), 139 Cherry Orchard Road, East Croydon, Surrey. Telephone: Croydon 3379/6390.




**YOU CAN OBTAIN THEM NOW AT  
YOUR LOCAL COMPONENT STOCKIST**

If in difficulty please write to us—

## 0-1000 VOLTS WITH THE NEW SOLARTRON

### Twin-Regulated Power Supply

MODEL SRS.152



**T**HIS new power supply consists of two separate high stability units mounted in a two tier case with an internal switching mechanism and link so that the outputs may be interconnected. Careful design and choice of components ensures complete reliability of operation up to 1 KV with a maximum load of 150 m/a. Alternatively, when the units are switched to parallel operation, a supply of 0-500 volts is available at 300 m/a.

#### FEATURES:

Wide Range of positive and negative output voltages. High quality components including only paper type capacitors. Automatic overload protection. High Stability.

#### SPECIFICATION:

D.C. Output Series Condition: 0-1,000 volts +ve or -ve, 0-150 m/a.  
or 0-500 volts +ve and 0-500 volts -ve, 0-150 m/a.  
Parallel Condition: 0-500 volts +ve or -ve, 0-300 m/a.  
A.C. Output Unstabilised: Two outputs 6.3 volts, 5 amps. each.  
Stability: 0.2% for  $\pm 10\%$  mains input change.

*These units are available separately for bench or 19in. rack mounting.*

**• ORDER NOW FOR EARLY DELIVERY**

**SOLARTRON**

Write for details to:

SOLARTRON LABORATORY INSTRUMENTS LTD.

22 HIGH STREET KINGSTON SURREY TEL: KINGSTON 8981 PBX



# CITY SALE & EXCHANGE

THE HIGH FIDELITY SPECIALISTS

LIMITED

90-94 Fleet Street, London, E.C.4

Phone: Central 9391/2

Offer the following from stock:—

## RECORD PLAYERS

Decca 3 speed, GP20 or X.M.S. heads, walnut case, our price £14/10/-. Decca 33 $\frac{1}{2}$  r.p.m. record player xtal p.u. £4/10/-, ditto but 2 speed 6 gns. Philips Disc-Jockey £10/13/8. Regentone Disc Player, 3 speed, portable case 9 gns. Plus-a-gram 3 speed auto, turnover xtal £18/10/-. Saalex 78 r.p.m. xtal p.u. £5/10/-.

## TAPE RECORDERS AND DECKS

Grundig 2 speed portable 'Recorder' complete with mike 80 gns. Soundmirror portable complete £55, table model £50. Truvox tape deck 22 gns. Lane Mark IV £17/10/-. Lane Mark I £7/10/-.

**H.P. TERMS**  
1/3rd deposit and balance over 6, 12 or 18 months.

## AMPLIFIERS

Leak TL/12 with Vari-slope preamplifier, 39 gns. Acoustical Q.U.A.D. with control unit, £35. R.D. Baby with new junior preamplifier, £23. R.D. Minor £11/10/-, also Q.U.A.D. amp. with 4 station pre-set tuner as new 42 gns. complete. R.D. Williamson with 5 valve pre-amp. £26. Vortexion amplifier,



Connoisseur 2 speed motor and pick-ups, in one cabinet with record storage, Goodmans 12in. and two 5in. units in reflex to match, Lowther DT5, 7 valve bandspread tuner, with own power supply in cabinet to match, all as new £80 complete. R.D. Baby amplifier pre-amp., B.S.R. 3 speed motor, 2 Decca X.M.S. heads, in beautiful light oak table cabinet, console reflex with golden 10in. Wharfedale to match £60 complete.

We have a  
**SPECIAL  
SHOWROOM**

in our Fleet Street Branch  
where you can hear all the best

**HI-FI  
EQUIPMENT**  
in comfort

Daily demonstrations  
of V.H.F., also large screen  
projection T/V.

**LET US QUOTE YOU  
for part exchange on your  
existing equipment.**

**Accepted as  
the Standard..**

... by leading manufacturers, the trade  
and the aircraft industry.


**DC/AC  
CONVERTERS**

Units Complete and ready  
for use

**Valradio**

Specialists in Converters  
since 1937

Please ask for our  
descriptive folder  
W.W.



- for Electric Gramophones from £8 16s. 0d.
- for Radios, Radiograms and Autochange Radiograms (inc. 3-speed motors) from £11 16s. 6d.
- for Television, Tape Recorders, and for operation of TV from Country House lighting plants, price according to instrument.
- Inputs, 6, 12, 24, 32, 50, 110 or 200/250V. D.C.
- Outputs, 110V. or 230V. 50 or 60 c/s.

**VALRADIO LTD.** NEW CHAPEL ROAD, HIGH STREET,  
FELTHAM, MIDDX. Tel.: FELtham 4242  
Service Dept.: 57 Fortess Road, London, N.W.5. GULliver 5165 and 7202  
Scottish Depot: 257 Gorbals Street, Glasgow, C.5. Tel.: South 1326  
Overseas enquiries to nearest E.M.I. Organisation Depot

**COILS and I.F. TRANSFORMERS**

**ETA**

**ELECTRO TECHNICAL ASSEMBLIES**  
SEASIDE RD., ST. LEONARDS-ON-SEA  
Phone: Hastings 471

# Reflectograph

MAGNETIC TAPE RECORDERS

Centre of great interest at the Radio Exhibition our three-channel slow-speed monitoring recorder gives excellent speech quality at 1" per second. This has been achieved by the advanced design of the capstan unit which incorporates an entirely new principle in tape drive mechanism. For full information of the Reflectograph range write to the Manufacturers.



★ DEMONSTRATIONS  
in London at  
WEBB'S RADIO,  
SOHO STREET,  
OXFORD STREET.

RUDMAN DARLINGTON (ELECTRONICS) LTD

Wednesfield, Staffs. Tel: Wolverhampton 31704

WhiteAd 2656



*Several more good reasons  
why our circle of friends keeps enlarging*

Air Cooled, Compound Filled and Oil Immersed Transformers for every requirement

A.I.D. Authority Ref. No.: 6489/53

**WILLESDEN TRANSFORMER CO., LTD.,**

2a FRITHVILLE GARDENS, SHEPHERDS BUSH, LONDON, W.12.

Telephone: SHEpherds Bush 5819.

# Bullers CERAMICS FOR INDUSTRY

High quality material and dimensional precision are attributes of Bullers die-pressed products. Prompt delivery at competitive prices.



We specialise in the manufacture of

**PORCELAIN**  
for general insulation  
**REFRACTORIES**  
for high temperature insulation

**FREQUELEX**  
for high-frequency insulation  
**PERMALEX & TEMPLEX**  
for capacitors

## BULLERS LIMITED

Porcelain Works :  
MILTON,  
STOKE-ON-TRENT  
Stoke-on-Trent 5164

Sales Office :  
6, LAURENCE POUNTNEY HILL,  
LONDON, E.C.4  
MANsion House 9971

Iron Works :  
TIPTON,  
STAFFORDSHIRE  
Tipton 1691

BL108

**VIEWMASTER** Complete kits, Stage-by-stage, and Single components, as specified, supplied immediately from stock. SEND FOR STAGE 1 NOW — £3/2/3 post free. Construction Envelope, 7/6. Components also for Wide-Angle VIEWMASTER, VIEWMASTER Pre-Amplifier, VIEWMASTER Extra-EHT Assembly, TELE-KING, MAGNA-VIEW, and SOUNDMASTER, etc., from stock.  
LANE Mk. IV TAPE TABLE, £17/10/-, plus 10/- carr. and packing.  
LANE AMPLIFIER KIT, complete, incl. valves, £13. Assembled and tested, £15/10/-.  
Stage-by-stage Construction Envelope, 5/3.  
RMC PORTABLE TAPE RECORDER, complete with tape and mike, 45 gns.  
RMC REC/PLAYBACK AMPLIFIER, complete, tested, gtd., £14.  
RONETTE "CORONATION" CRYSTAL MICROPHONE, 52/-.  
SCOTCH BOY MCI-III High-Fi Recording Tape, 1,200ft., 35/-.  
Spare 7in. Plastic Spools, 4/3.  
LANE R/F OSCILLATOR COILS, 10/-.  
LANE ERASE AND BIAS GENERATORS, assembled, complete, gtd., 70/-.

**MAINS TRANSFORMERS** for PRE-AMPLIFIERS, TEST-GEAR, etc. PRIMARY 230/240 v. SECONDARIES 0-250 v. 30 mA. (for 250 v. from a half-wave rectifier), and 6.3 v. 1 a. New and guaranteed. Price 14/9.

**ELECTROLYTICS**, 450 v. wkg. (Gtd. New Stock), 4 mfd., 1/6; 8 mfd., 2/-; 16 mfd., 3/-; 8.8 mfd., 3/6; 8.16 mfd., 4/-; 16.16 mfd., 4/6. **PM LOUDSPEAKERS** (3 ohms), 3in., 13/6; 5in., 14/6; 6in., 15/6; 8in., 18/6; 10in., 22/6. **GERMANIUM CRYSTAL DIODES**, 3/6. **B.I.C.**, 0.1 mfd. 3 kv. **TV Condensers**, 10/6. **ROTARY SWITCHES**, 3-bank, total of 5 p. 6 w., 3/9. **H.R. HEADPHONES**, 18/6. **OLON** Miniature **SOLDERING IRONS**, 19/6. 6in. **ENLARGERS** (for VCR97), 17/6. 10H 50 mA. **SMOOTHING CHOKES**, 5/6. **WEARITE "P" COILS**, 3/-.  
**ALI CHASSIS**, 2½in. deep, 6in. x 4in., 4/6; 8in. x 6in., 6/-; 10in. x 7in., 7/-; 12in. x 8in., 9/-; 14in. x 8½in., 13/-; 16in. x 9in., 14/-.  
**TRANSFORMERS** (Mains input Standard Primaries): 250-0-250 v. 80 mA., 0-4.6.3 v. 4 a., 0-4.5 v. 2 a., 19/6; Ditto, but 350-0-350 v. 19/6; 250-0-250 v. 100 mA. 6.3 v. 3.5 a., 5 v. 2 a., 26/6; Ditto, but 350-0-350 v., 26/6.

ORDERS UNDER £1 please add 1/- p. and p. ORDERS £1 and over add 1/9.

FOR INSTANT SERVICE—WRITE :

**CITY & RURAL RADIO,**  
101, HIGH STREET, SWANSEA, GLAM.  
Telephone : Swanscc 4611

-towards perfection-

## In Auditoriums

Sound reinforcement without detection!

## In Studios

For monitoring or testing speech and music.  
The feeling of 'presence' of the 'artiste'.

These are some of the attainments  
enjoyed with

## LOWTHER P.M. DRIVE UNITS AND HORN ASSEMBLIES

FURTHER DETAILS:—

**THE LOWTHER MANUFACTURING CO.**  
Lowther House, St. Mark's Road, Bromley,  
Kent. RAV. 5225.



# EDDYSTONE

## MODEL '840'

### AC/DC COMMUNICATIONS RECEIVER



The New Model '840', illustrated above, possesses full Communication facilities and operates from either A.C. or D.C. mains 100/110 and 220/250 volts.

- Seven valve superheterodyne, frequency coverage 30 Mc/s. to 480 kc/s.
- High sensitivity and signal-to-noise ratio.
- Gear driven tuning with 140/1 reduction.
- Mechanical bandspread. Accurate re-setting.
- B.F.O. and noise limiter.
- Internal loud-speaker, Headphones jack.
- Robust diecast construction. Rustproofed steel case.
- Suitable for tropical service.
- Weight 30 lbs. Size 16½" × 10½" × 8½" high.

List Price (in U.K.) £45

*Exempt from Purchase Tax*

PLEASE WRITE FOR FULL SPECIFICATION TO THE MANUFACTURERS:

**STRATTON & CO. LTD., EDDYSTONE WORKS, BIRMINGHAM, 31**

## INSTRUMENTATION FOR INDUSTRY

*As the largest stockists and suppliers in the North of electronic instruments for Research and Industry we are in a unique position to assist you in the selection of the most suitable apparatus for your requirements.*

*We are Agents for —*

AIRMEC LTD.

ADVANCE COMPONENTS LTD.

AUTOMATIC COIL WINDER AND  
ELECTRICAL EQUIPMENT CO. LTD.

A. C. COSSOR LTD.

CINEMA-TELEVISION LTD.

DAWE INSTRUMENTS LTD.

ELECTRONIC INSTRUMENTS LTD.

FURZEHILL LABORATORIES LTD.

KELVIN AND HUGHES LTD.

H. J. LEAK LTD.

J. LANGHAM THOMPSON LTD.

MULLARD LTD. (EQUIPMENT DIVN.)

MEASURING INSTRUMENTS  
(PULLIN) LTD.

WAYNE KERR LABORATORIES LTD.

and others

We are also able to undertake the manufacture (and design) of specialised electronic equipment in our Factory at Cheadle, while our Service Department undertakes all normal repairs and it is our aim to give quick attention to these.

## F. C. ROBINSON & PARTNERS LIMITED

Sales Showroom & Service Dept : 287, DEANS GATE, MANCHESTER, 3.

Phone : DEANS GATE 6601

Factory : COUNCILLOR LANE, CHEADLE, CHESHIRE.

Including full information on small - scale charging, emergency power and lighting, etc.

# BATTERY CHARGERS AND CHARGING

BY ROBERT A. HARVEY, B.SC. (ENG.), A.M.I.E.E.

This invaluable book shows how the problems of battery charging and control have been solved in many different industries. It enables the engineer to examine the schemes used in other fields and to select and adapt such schemes for his own particular use.

*Every important battery control scheme is covered in this new book*

**Order now 35s. net BY POST 36s. 2d.**

From all newsagents or from :—Iliffe & Sons Limited, Dorset House, Stamford Street, London, S.E.1

# 2/6

The famous "CORONET" A.C. FOUR receiver was designed for the special 21st Birthday issue of "PRACTICAL WIRELESS" by the Editor, Mr. F. J. CAMM, around our famous R.L.30 Coil Pack and Tuning Unit. This receiver is enjoying enormous popularity. If you want FIRST-TIME SUCCESS in set-construction be guided by this lead! Send NOW for our world-renowned "HOME CONSTRUCTOR'S HANDBOOK" containing ALL of these time-proved outfits:

- 3V 3 Band FEEDER ● 4V 3 Band FEEDER "Norm/Hifi/Gram"
- 5V 3 Band SUPERHET AC ● 5V 3 Band SUPERHET AC/DC
- 6V 3 Band SUPERHET AC ● 6V 3 Band SUPERHET AC/DC
- 3V 2 Band "Local Station" HiFi FEEDER ● FEEDER AMPLIFIER/POWER PACK ● MAGIC EYE UNIT ● SIGNAL TRACER
- 5 Watt AMPLIFIER ● 10 Watt AMPLIFIER ● SIGNAL GENERATOR, etc., etc., etc.

Apart from details for construction there are LARGE blue-print circuits, COMPLETE parts lists and TECHNICAL DESCRIPTIONS of these famous circuits, also Set Building Hints, Servicing Hints, Facts and Formulae, Resistance Colour Code, Symbols, Data, etc., etc. AND our current Catalogue, ALL FOR ONLY HALF-A-CROWN !!

Printed on glossy art paper this famous publication contains many advances over previous issues; is profusely illustrated throughout its 46 pages and should definitely be in every radio man's Den. DON'T DELAY, SEND FOR YOUR COPY TO-DAY!

obtainable only from:

**RODING LABORATORIES**  
(Dept W.11), BOURNEMOUTH AIRPORT, CHRISTCHURCH.

## HANNEY of BATH offers

**WILLIAMSON AMPLIFIER.** We have limited stocks of WODEN potted components. Output trans. WOT.26 (3.6 ohm secs.), 138/6; WOT.25 (1.7 ohm sec.), 130/-; PTM. 14A mains trans., 87/6; PCF. 12 150 ma. choke, 44/-; PCF.22 30 H. 20 ma. choke, 30/-; PTM.23, main trans. for pre-amp., 47/6. Resistor (RK) and condenser kits (CK) available. RK, main amp., 33/9; BK, fig. 13, 12/6; RK, fig. 15, 24/-; RK, fig. 19, 37/-; RK, fig. 20, 6/8; RK, fig. 27, 12/6; RK, fig. 29, 24/6; CK, fig. 13, 15/-; CK, fig. 15, 42/-; CK, fig. 19, 54/6; CK, fig. 20, (less C68 and 72), 12/9; CK, fig. 27, 19/-; CK, fig. 29, 54/- RK includes all pots. PARTRIDGE unpotted output transformer with terminal board (1.7 ohm secs.), 26/19/6. Elstone Output transformer 24/10/-. Mains transformer to specification, 57/6. 10 henry 150 ma. choke, 20/-; 30 H 20 ma. choke, 10/-.

**STANDARD VIEWMASTER.** Constructors' Envelope, 7/9; complete kit with wire, sleeving, nuts and bolts, lens valves, tube and cabinet, GENUINE parts only, £31. OR in 7 easy stages: 1, 62/3; 2, 47/9; (Wenvoe, 43/3); 3, £51/8; 4, 9/10; 5, £10/4/-; 6, £7/5/8; 7, 67/8; Individual parts (any item separately). WB100 (sound and vision chassis), 12/6; WB101, 6/-; WB102, 12/6; WB103, 42/-; WB103A, 52/6; WB104, 15/6; WB105, 47/2; WB106, 25/6; WB107, 32/6; WB108, 38/3; WB109/1, 2 or 3 (state tube type), 22/6; WB110, 10/-; WB112, 21/6; WB Console conversion kit, 35/-; WB300 pre-amp chassis, 17/6; Westinghouse Rectifiers, 14A86, 20/4; 14D36, 11/7; WX3 and WX6, 3/9 each; 36EHT100, 29/5; 36 EHT50, 26/1; 36EHT48, 23/8; K3/100, 14/8; K3/50, 8/8; K3/45, 8/2. T.C.C. Condensers, 27/10/- (any condenser supplied separately). Morganite pots, 5/- each; Morganite resistors, 35/3. Colvers pots, 22/6; or CLR901 3/3 each and CLR4089/23, 6/4. Belling-Lee L707, 8/9. Fuses, 6d each. Wearite Coilsets (with L9), L'don and Belfast 22/-. Wenvoe and Pontop (Pike 28/-; H. Moss, K-O-8, B' hau and Brighton, 30/-). Pre-amp coils 4/- pr. (any channel).

**TELEKING.** Constructors' Envelope, 6/-; Coilsets, 44/6; Chassis kit, 50/-; T.C.C. kit, 27/4/3; RM4 rectifier, 21/-; Allen Components, L0308, 40/-; PO305, 21/-; DC300, 39/6; PC302, 31/-; GL16 and GL18, 7/8 each; BT314, 15/-; SC312, 21/-; AT310, 30/-; OP117, 9/-; Dublier Resistor/pot. kit, 81/6.


**SOUNDMASTER.** Constructor's Envelope 6/6. W.B. Kit £11/13/2; 3 Collaro Motors 25/15/-; Lab. resistors/pots, 48/8; T.C.C. condensers 83/-; Wearite kit, 27; Bulgin kit 70/-; 3 NSF switches 35/6; Brenell tape desk, unassembled 215/13/-; W.B. cabinet, 26; 6 Mullard Valves 25/18/2; Lustraphone C012 mike 25/15/-.

Complete priced parts lists are available for the above designs, and are issued with our GENERAL CATALOGUE (6d. in stamps please). Please add postage to orders under 22.

## L. F. HANNEY

77, LOWER BRISTOL ROAD, BATH. Tel: 3811

# POSITIVELY the most EFFICIENT for H.T. SUPPLIES



Write in for further details.  
A copy of "THE ALL  
METAL WAY" can be ob-  
tained by sending 6d. in stamps  
to . . . . .

Dept. W.W.11.

to radio and television receivers and without a doubt the most reliable. Constant development of Westinghouse rectifiers to produce units capable of meeting all demands in this particular field has resulted in a decrease in size while maintaining the same output. More recent designs have produced units to supersede those in current ranges of commercial and home constructed television receivers, and although physically they are of the same dimensions the current output has been considerably increased.



## WESTALITE METAL RECTIFIERS

WESTINGHOUSE BRAKE & SIGNAL CO. LTD, 82 YORK WAY, KING'S CROSS, LONDON, N.1

## Instruments for Research & Industry



### The Chronotron

A direct reading electronic stop clock for general purpose timing in the millisecond region. The CHRONOTRON is used for timing relays and fuses; speeds of vehicles and projectiles; for testing camera shutters and for physiological investigations. Timing can be controlled by contacts, by a photocell, or by externally generated voltages.

**MODEL 25A**  
0.4 milliseconds  
to 0.1 second

**MODEL 25B**  
0.40 milliseconds  
to 0.10 seconds

**MODEL 25C**  
0.40 microseconds  
to 0.10 milliseconds

# ELECTRONIC INSTRUMENTS LTD


R I C H M O N D      S U R R E Y      E N G L A N D



# Supersonic

Regd. Trade Mark

## THE ALL-WAVE CAR RADIO



Semi Band Spread tuning—3 bands—wide range—very sensitive—wonderful tone—powerful volume—extremely compact—fits any car.

Incorporates all that is new in world Radio research.

SOLE DISTRIBUTORS WANTED  
IN ALL PARTS OF THE  
WORLD

Enquiries to:

Export Manager,  
CHASSAY BROS. (Pvt) LTD.,  
Ingutsheni Road,  
BULAWAYO, Southern Rhodesia,  
or

Export Manager,  
CHASSAY BROS. (Pvt) LTD.,  
5 St. John Street,  
LONDON, E.C.1.

## LEWIS RADIO COMPANY

for

**COMPONENTS** Send for FREE comprehensive 40pp catalogue.

**AMPLIFIERS** Send for details of 5 or 4½ Watt models.

**CHASSIS** Illustrated leaflet on our radiogram chassis available FREE.

**TAPE RECORDERS** Send for details of our latest model.

**T/V KITS & CHASSIS** Send for OUR Viewmaster and Teleging Price List.

### CABINETS

Pictured here is our latest T/V cabinet at £15.10.0

Full details of our range which includes Table, T/V, Radiogram and loud-speaker cabinets are available on request.

Comprehensive cabinet catalogue available FREE. Cabinets made to individual specification.



120 Green Lanes, Palmers Green, London, N.13

BOWes Park 6064

For your OWN-STYLED Cabinet!

# 'TELEMAX' (4ft. x 3ft.) PICTURE

## PROJECTION TELEVISION CHASSIS



★ 23-valve s/h. circuit.

★ Sensitivity better than 50 microvolts.

★ Full bandwidth.

★ 5-channel facility.

★ Complete with valves, c.r.t. and optical unit

★ Ready for fitting.

★ Chassis size approx. 19" x 17" x 15".

STOP PRESS!  
Price Reduced

A.C. only.

★ Detailed Specification from the Manufacturers:

## TELEMECHANICS LTD

3 NEWMAN YARD, NEWMAN ST., LONDON, W.1 LANgham 7965



**14** reasons why those concerned with recorded sound choose

# FERROVOICE

## MAGNETIC RECORDING TAPE


- 1 Does not curl—lies flat on the transducer head, giving better frequency response, and smooth tracking.
- 2 Has the lowest possible surface friction—reducing wear on transducer heads, and guide pillars.
- 3 Has the best possible dispersion of oxide particles, free from coagulation, and flocculation ensuring low noise level.
- 4 Is correctly heat-dried to preclude "blocking," and sticking, layer-to-layer, under storage conditions.
- 5 The Lacquer is formulated to attain the maximum adhesion to the base material.

- 6 Gives the highest possible signal-to-noise ratio—excelling in high-frequency response.
- 7 Has a superlative dimensional stability—negligible stretch, and the highest possible tensile strength
- 8 Discourages static collection during fast-forward, and fast re-wind operations.
- 9 The Kraft Paper base has been selected after careful development with the paper manufacturers—flexibility, and super-lacquering being prime considerations.
- 10 The Lacquers are pigmented with the highest grade powder. The individual particle size is less than one micron (0.000039 inch).

- 11 The pigment is dispersed and milled, with the highest degree of control, thus ensuring a uniform dispersion of the oxide particles within the binder.
- 12 The spools were designed to incorporate the "universal" hub, perfect balance, and negligible rotation noise.
- 13 "FERROVOICE" products are subject to continuous development by our technical staff.
- 14 "FERROVOICE" has a Coercivity of 270 oersted (BHC) remanence = 730 gauss, when subjected initially to a magnetising force of H = 2,000 oersted


Suitable for Single or Double Track Recording. Length 1,200ft. on 7in. Diameter Spool—Frequency response 50 C.P.S. to 10 kc/s. at 7.5in. per sec. Breaking Strain exceeds 4 lb.

**22/6** PRICE RETAIL



**MAGNETIC COATINGS LIMITED**  
 38 GROSVENOR GARDENS LONDON SW1 Telephone: SLOANE 9129  
 WORKS & LABORATORY: 25 DASHWOOD TRADING ESTATE  
 LARCH ROAD · LONDON · SW12 BALHAM 5579

*ONLY the LAB unit has all these features...*



- ★ Continuous storage
- ★ 700 resistors in a space 12" x 4" x 4"
- ★ Ohmic values separately carded
- ★ Finger-tip selection

Designed to provide a complete range of resistors for research and experimental laboratories and small production units. As easy to use as a card index. Rapid selection from 700 sorted and carded resistors. Continuous storage—empty cards merely replaced with full ones available from stock. The Lab Continuous Storage Unit is supplied FREE with initial purchase of 180 Type R Resistors (Order LSUC 1/2) or 240 Type T „ (Order LSUC 1/4)

THE **LAB** TESTED  
 CONTINUOUS STORAGE UNIT

BRITISH PATENT No. 680632

RESISTOR SPECIFICATION				
Ref.	Type	Loading	Max. Volts	Range
T	1/2-watt	1/2-watt	250	10 ohms to 10 megohms
R	1-watt	1-watt	500	10 ohms to 10 megohms
Tolerance available ±20%, ±10%, ±5%				

The Lab Continuous Storage Units are available from your normal source of supply, but more detailed information can be obtained from

**THE RADIO RESISTOR COMPANY LTD.**  
 50 ABBEY GARDENS, LONDON, N,W.8 Telephone: Maida Vale 5522




# WHY BUILD? *when you can buy this*

# BAIRD MK. II TAPE RECORDER

## for only 59 GNS. complete

Fully tested and proved in operation, this famous tape recorder brings high fidelity performance within *your* reach. Look what it offers:—twin track technique, each 1,200 ft. reel giving a whole hour's recording; excellent response between 50 and 10,000 c.p.s.; single control operation of motors; rewind time only 45 seconds! Complete with moving coil microphone and high coercivity tape . . . here's outstanding value for money!



## START RECORDING NOW!

Write for details to:

TAPE RECORDER DIVISION, Baird Television Ltd., Lancelot Road, Wembley

# BK

Specialized Loudspeaker  
Enclosures No. 5-WRL.12

For remarkable reproduction - from heavy organ music to solo instruments, we enthusiastically recommend the WRL.12

For multi-speaker assemblies it is designed for use with 12in. bass unit and one or more top units and crossover between 800 and 2,000 c.p.s. Recommended for use with Goodman and Wharfedale units, this heavily built cabinet is completely free from cabinet resonance even at large output.

Hand french polished, this cabinet is available in figured Oak, Walnut, Mahogany, Maple or Sycamore veneers or bi-colour finishes to order. 44in. high x 25 1/2in. wide x 13in. deep.

£22 carriage and packing extra.

Complete with 12in. bass unit crossover and H.F. Pressure Unit. Prices from £38. A 10in. version is available.

This and other high fidelity equipment is demonstrated at our showrooms Daily 10.30 a.m.-5.30 p.m. Saturday 10.30 a.m.-1 p.m.

**B.K. PARTNERS LTD.**  
229 REGENT STREET, LONDON, W.1  
Entrance: Hanover St. Phone: REGENT 1051



H.P. TERMS  
AVAILABLE

SOUND ENGINEERS TO **LEEVERS-RICH** THE FILM INDUSTRY

## Lee Raser

THE ORIGINAL  
ULTRA RAPID  
TAPE DEMAGNETIZER

MODEL B

(as illustrated)

MODEL C

(for large professional spools)



Trade  
Enquiries  
Invited.

**LEEVERS-RICH EQUIPMENT LTD.,**  
37, WARDOUR STREET, LONDON, W.1. GER. 4502.

## FOUR IMPORTANT BOOKS

### Sound Reproduction

By G. A. Briggs  
Enlarged and Revised Third Edition  
Now 368 Pages, with many new chapters,  
and 315 illustrations, 175 of them new ones.  
Each section packed with instructive advice  
and up-to-the-minute information.

17/6 (plus 1/- for postage)

A few copies available in red leather,  
to match previous De Luxe editions,  
at 25/- (plus 1/- for postage).

Sold by leading Radio Dealers and Booksellers.

Published by

**WHARFEDALE Wireless Works**  
Bradford Road, Idle, Bradford, Yorkshire  
Phone: Idle 1235/6 (2 lines)  
Grams: Wharfedel, Idle, Bradford.

### LOUDSPEAKERS

By G. A. Briggs  
3rd Edition. 9th Impression. 88 Pages.  
36 illustrations. 7/6 (plus 3d. for postage).

### AMPLIFIERS

By G. A. Briggs & H. H. Garner  
Fine art paper. Bound full rexine. 216 pages. 174 illus. 15/6 (plus 6d. post).  
De Luxe edition 21/- (plus 9d. postage).

### PIANOS, PIANISTS & SONICS

By G. A. Briggs  
192 Pages. 162 illus.  
10/6 (plus 6d. for postage).





This plastic backed, strong and reliable tape offers high fidelity reproduction over a wide range of playing speeds and recording conditions. Medium coercivity gives a high signal output with an extended high frequency response, while

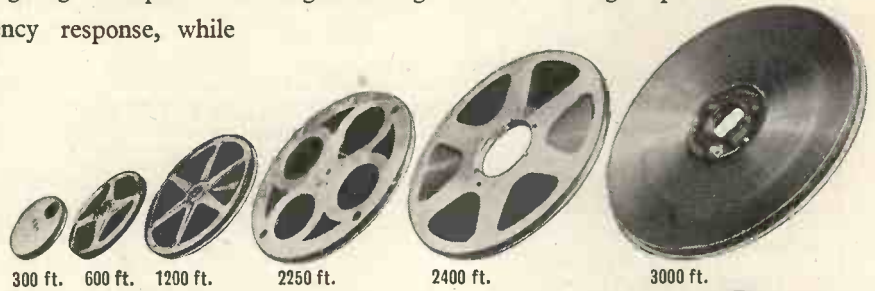


**TO FIT ALL MAKES OF TAPE RECORDER**

retaining ease of erasure. Signal/noise ratio is high; transfer and distortion negligible.

'Scotch Boy' is used by the B.B.C. and most other big recording and broadcasting corporations.

'Scotch Boy' is now available in 6 reel sizes



Write for further particulars:

MINNESOTA MINING & MANUFACTURING CO. LTD, 167 STRAND, LONDON W.C.2 TEMple Bar 6363 ANOTHER 3M COMPANY PRODUCT

# ● DRAUGHTSMEN experienced in

## RADIO and TELEVISION RECEIVER DESIGN

(and small mechanical details)

able to prepare drawings for manufacture of prototype equipment. Salaries above the average. Exceptional prospects for men of ability. Well-equipped Drawing Offices and good working conditions.

*Successful applicants will be eligible for the Company's Pension Scheme.*

Apply in writing to Employment Manager

**FERGUSON RADIO CORPN., LTD.**  
**GT. CAMBRIDGE ROAD, ENFIELD, MIDDX.**

# SOMETHING FOR EVERYONE!

**"PYE" 45 Mc/s I.F. STRIP.** Ready made for the London Vision Channel. Complete with 6 valves EF50 and 1 EA50. BRAND NEW. ONLY 70/- (postage, etc., 2/6).

**I.F. STRIP 194.** An easily modified strip recommended for T.V. constructors who want good results at moderate cost, or for those who have built televisions but are having trouble in the sound or vision receivers. Size 18in. x 5in. x 5in., it is complete with 6 valves VR65, 1 of VR92, and 1 of VR56 or VR53. Mod. data supplied. ONLY 45/- (postage, etc., 2/6). Less valves, 19/6 (post, etc., 2/6).

**RECEIVER R.1355,** as specified for "Inexpensive Television," a copy of which is supplied. Complete with 8 valves SP61 and 1 each 5U4G and VUI20 or VUI11. Used, but good condition, ONLY 29/6 (carriage, etc., 5/6).

**RF UNITS TYPE 26 and 27.** For use with the R.1355 or any receiver with a 6.3 v. supply. These are the variable tuning units which use 2 valves EF54 and 1 of EC52. Type 26 covers 65-50 Mc/s (5-6 metres), and Type 27 covers 85-65 Mc/s (3.5-5.0 metres). Complete with valves, and BRAND NEW IN MAKER'S CARTONS. ONLY 59/6 each.

**RECEIVER R.1225.** Covers 100-150 Mc/s, and contains 5 valves EF50, 2 of EF39 and 1 of EB34, together with a multitude of short-wave components. An excellent little breakdown unit for ONLY 25/- (postage, etc., 2/6).

**TELESCOPIC AERIAL.** Pulls out of metal tube 15in. long to extend to 73in. BRAND NEW. ONLY 7/6 (postage 10d.).

**AMPLIFIER 208.** Ideal for conversion into a high gain TV pre-amp. Complete with 2 valves EF50. ONLY 15/- (postage, etc., 1/6).

**INDICATOR TYPE 95.** Built on a two-deck chassis, this contains VCR97 tube with mu-metal screen, 16 valves SP61, 4 of EA50, and 2 of EB34, and also shoals of components. IN NEW CONDITION, ONLY 59/6 (carriage, etc., 7/6).

**INDICATOR 62A.** Another two deck chassis job, this contains VCR97 tube with mu-metal screen, 12 valves EF50, 4 of SP61, 3 of EA50 and 2 of EB34. IN NEW CONDITION IN MAKER'S TRANSIT CASES. ONLY 99/6 (carriage, etc., 10/6).

**AMERICAN 12v. DYNAMOTORS.** Output 255 v. 60 mA. ONLY 22/6.

**BLOWER MOTORS.** 12 v. and 24 v. types available, ONLY 17/6 each.  
**C.R. TUBE VCR97.** Tested full screen. BRAND NEW IN MAKER'S CRATES. ONLY 45/-.

**6 v. VIBRATOR UNITS.** Made by the National Co. of America for use with H.R.O. Communications Receivers, supplying 165 v. at 85 mA. fully smoothed D.C. Complete with vibrator and 6X5 rectifier in black crackle cabinet size 7in. x 7½in. x 6in. ONLY 39/6.

## COMMUNICATIONS RECEIVER R.1155

The famous ex-Bomber Command Receiver known the world over to be supreme in its class. Covers 5 wave ranges: 18.5-7.5 Mc/s, 7.5-3.0 Mc/s, 1,500-600 kc/s, 500-200 kc/s, 200-75 kc/s, and is easily and simply adapted for normal mains use, full details being supplied. Aerial tested before despatch. BRAND NEW AND UNUSED IN MAKER'S TRANSIT CASES. ONLY £11/19/6.

**USED RECEIVERS,** also tested working before despatch, £7/19/6.  
**R.1155 "N" Model.** This is the latest version which covers the Trawler Band and in addition has ultra-slow motion tuning. Used, in good condition, and tested working before despatch, £17/19/6.

**A Factory-made Power Pack, Output Stage and Speaker,** contained in a black crackled cabinet to match the receiver, can be supplied for ONLY £5/10/-. Plugs on to the receiver, and operates it immediately.  
**DEDUCT 10/- IF PURCHASING RECEIVER AND POWER PACK TOGETHER.**  
Please add carriage costs of 10/6 for receiver, and 5/- for Power pack.

## COMMUNICATIONS RECEIVER R.1224.A

An ex-R.A.F. 5-valve Battery Superhet which covers 1.0-10.0 Mc/s (30-300 metres) in 3 switched wave bands. Employs R.F. stage and 465 kc/s I.F., large Muirhead slow motion tuning dial, aerial trimmer, reaction/BFO control, sensitivity control, and HI impedance and 600 ohm line outputs. Exceptionally sensitive and selective. Complete with valves in wooden cabinet, with hinged lid, size 14½in. x 10in. x 9½in. Finished in grey, with calibrated chart. Requires only 2 v. L.T., 9 v. G.B., 120 v. H.T. BRAND NEW IN MAKER'S PACKING ONLY £3/19/6 (carriage, etc., 7/6).

## V.H.F. RECEIVER R.1132.A

An 11-valve receiver, covering 100-124 Mc/s. Has large tuning dial with slow motion drive, R.F. and L.F. gain controls, phone and line output sockets, and 0-5 mA., tuning meter. In grey enamelled metal case with plated handles, size 18in. x 10in. x 11in. Complete with valves, circuit diagram, and calibration chart. IN BRAND NEW CONDITION IN MAKER'S TRANSIT CASES, ONLY 45/- (carriage 7/6).

## POWER UNIT TYPE 3

Made for use with the R.1132.A, this is a standard rack mounting job to match the receiver, and is for 200/250 v. 50-cycle mains with outputs of 250 v. D.C. 100 mA., and 6.3 v. 4 amps. Fitted with H.T. current meter and voltmeter, this is a first-class unit, and can be used for a variety of receivers. Used, but tested working before despatch. ONLY 90/- (carriage, etc., 5/-). Connecting Cable with Jones Plugs for receiver and power unit, 10/-.

## RECEIVER 25/73

Part of the TR1196, this 6-valve unit makes an ideal basis for a mains operated All-wave Superhet, full modification data being supplied. Complete with valves, 2 each EF36 and EF39, and 1 each EK32 and EBC33. BRAND NEW. ONLY 22/6 (postage etc., 2/6). Mod. data only 9d.

## AVO MODEL 40 UNIVERSAL TEST METERS

Completely self-contained, and provides 40 ranges of A.C./D.C. current, voltage, and resistance. Have had some use but every instrument has been thoroughly checked and tested and is **GUARANTEED IN PERFECT WORKING ORDER.** ONLY £9/19/6.

**RECEIVER R3118,** ideal for conversion to T.V., having a built-in A.C. mains Power Pack for 180-240 volts, is tremendously powerful employing 7 I.F. stages of 12 Mc/s with 4 Mc/s Bandwidth and has 16 valves as follows: 6 of SP61, 4 of EA50, 2 of VR136, 1 each VR137, P61, 5Z4, and Y63 "MAGIC EYE" in new condition, only 97/6 (carriage, etc., 7/6).

**TRANSFORMERS.** Manufactured to our specification and fully guaranteed. Upright mounting, fully shrouded, normal primaries.

425 v.-0-425 v. 250 mA., 6.3 v. 4 a., 6.3 v. 4 a., 5 v. 3 a., 50/-,  
350 v.-0-350 v. 160 mA., 6.3 v. 6 a., 6.3 v. 3 a., 5 v. 3 a., 42/6,  
350 v.-0-350 v. 150 mA., 6.3 v. 5 a., 5 v. 3 a., 32/6.  
250 v.-0-250 v. 100 mA., 6.3 v. 6 a., 5 v. 3 a., 32/6.  
Please add 2/- per transformer postage.

**TRANSFORMERS, FILAMENT.** 6.3 v. 2 a., 7/6; 6.3 v. 3 a., 10/6 (postage 1/-).

**TRANSFORMERS, EHT.** Upright mounting.

EHT for VCR97 Tube, 2500 v. 5 mA., 2 v.-0-2 v. 1.1 a., 2 v.-0-2 v. 2 a., 37/6.  
EHT 5,500 v. 5 mA., 2 v. 1 a., 72/6.  
EHT 7,000 v. 5 mA., 2 v. 1 a., 82/6.  
EHT 7,000 v. 5 mA., 4 v. 1 a., 82/6.  
Please add 2/- per transformer postage.

**TRANSFORMERS, EX-W.D. AND ADMIRALTY,** built to more than 50 per cent. safety factor with normal A.C. mains primaries. All brand new and unused, 330-0-330 v. 100 mA., 4 v. 3 a., 22/6.

E.H.T., 1,400 v. 2 mA., 520 v. 10 mA., 300 v. 10 mA., 2 v. 1.5 amp., 21/-.

L.T. 6.3 v. 7.7 amp., 4.2 v. 2.5 amp., 4 v. 1 amp., 19/6.

L.T. 4 v. 20 amp. C.T., 30/-.  
Please add 2/6 per transformer postage.

**SPECIAL OFFER. EX-ADMIRALTY L.T.** Transformer with three separate windings of 5-0-5 v. 5 amp. By using combinations of windings will give various voltages at high current. Brand new and unused, these have become damaged but are still usable, the damage being confined to broken fixing lugs and/or broken bakelite terminal panels. Formerly sold at 35/-, now offered at 22/6 (post 2/6).

**GANGED POTENTIOMETERS.** Double 50K and double 1 meg., 7/6 each.

**CERAMIC 2-WAY 3-BANK SWITCHES,** 7/6 each.

2½in. SQUARE FLANGE, 0-1 mA. Meters, brand new, only 15/-.

Cash with order please, and print name and address clearly

# U.E.I. CORPORATION

Radio Corner, 138 Gray's Inn Road,  
London, W.C.1. 'Phone: TERMINUS 7937

(Open until 1 p.m. Saturdays. We are 2 mins. from High Holborn (Chancery Lane Station) and 5 mins. by bus from King's Cross)



You're **SURE** to get it at  
**STERN'S**  
ESTABLISHED 25 YEARS



**MAINS OR BATTERY PORTABLE KIT**

A Midget 4-valve Superhet Portable Set covering medium and long wavebands. Designed to operate on A.C. mains 200/240 volts, or by an "Alldry" battery. The set is so designed that the mains section is supplied as a separate unit which may be added at any time. The Kit therefore can be supplied (a) as an "Alldry" Battery Superhet Personal Set which can then be accommodated in the attache case as illustrated (size 9 1/2 in. x 4 1/2 in. x 7 1/2 in.), this is attractively finished in lizard, maroon, dark green or blue rexine, or (b) as a combined Mains/Battery Superhet Portable Receiver, for which a polished cabinet is available to accommodate both Mains Unit and Batteries together.

Circuit incorporates delayed A.V.C. and pre-selective Audio Feedback. Kit is complete in every detail and includes ready-wound frame aerials, fully aligned I.F. transf. and drilled chassis, etc. Overall size of assembled chassis 8 in. x 4 in. x 2 1/2 in. This receiver, as illustrated, can be completely built for approx. £10 (plus Mains Unit if required). Send 1/3 for the fully descriptive Assembly Book which includes Practical Layouts and complete price list of Components. Attache case available separately, 3/7/6.

**TWO BATTERY PORTABLES**

**(a) THE "MINI TWO-THREE"**

An "Alldry" Battery Portable of midget size, 6 1/2 in. x 4 1/2 in. x 3 1/2 in., designed to cover medium waveband 190-559 metres, with use of short trailer aerial. The simple design of this Receiver is so arranged that either a 3-valve set or a 2-valve (afterwards easily converted to the 3-valve) can be made. Consists of a T.R.F. circuit using a regenerative detector with H.F. stage and a high gain output pentode. Valve line up IT4—DL84. The 2-valve set can be completely built for £4/3/6 (less case), and the 3-valve for £5/3/6 (less case). Each price includes valves, speaker and drilled chassis. Send 2/- for the assembly instructions; they include simple and complete practical component layouts and diagrams, which enable the most inexperienced constructor to successfully build either set. All components are available for separate sale, a price list being supplied with assembly instructions.



**(b) THE "MINI-FOUR"**

A 4-valve Battery Superhet Receiver designed to receive 4 pre-set stations, three on medium waveband and one on long wave to suit local conditions. Each station is obtained on the set by the turn of a rotary switch. No tuning is necessary. It is of midget size, being only 4 1/2 in. x 6 1/2 in. x 4 1/2 in. when completely built and is very easily assembled from diagrams supplied. Cost of all components to build this set, in accordance with the design, including a drilled and cut chassis and panel and new valves, is £9/10/- (or less valves for £8/7/6). Attractive carrying case finished in blue leatherette, 16/9. Complete constructional data with a blue print, which shows the practical component layout and wiring diagram, together with an individual component price list, are available separately, 1/6. Our battery eliminators (illustrated above) available in kit form are suitable for use with this set.

**WE HAVE THE NEW W. B. "STENTORIAN" HIGH FIDELITY SPEAKERS IN STOCK**

Model H.F. 6-inch	£2 10 6
Model H.F. 8-inch	£3 7 0
Model H.F. 8-inch	£3 0 6
Model H.F. 10-inch	£3 13 6

These speakers are of the very latest design and provide quality reproduction for the lower-price range. 3 or 15 ohm models are available.

**THE VIEWMASTER TELEVISOR**

We have had very considerable experience in assisting customers to build this T/V and can supply SPECIFIED COMPONENTS EX-STOCK. The assembly instructions showing practical layouts and price list are available for 7/6 for London, Sutton Coldfield, Holme Moss, Kirk-o-Shotts and Wexvoe.

**SELENIUM RECTIFIERS**

6 or 12 Volt 1 amp. rating	7/6
6 or 12 Volt 2 1/2 " "	12/6
6 or 12 Volt 4 " "	17/6
6 or 12 Volt 6 " "	£17/9

**THE WILLIAMSON AMPLIFIER**

We have the complete range of specified Components in stock for this famous Quality Amplifier. Enquiries are welcomed and immediately dealt with. The complete assembly instructions and diagrams are available for 3/6.

**"PERSONAL SET" BATTERY ELIMINATOR**

A complete Kit of parts to build Midget "Alldry" Battery Eliminator, giving approx. 69 volts and 1.4 volts. This eliminator is for use on A.C. mains and is suitable for any 4-valve Superhet Receiver requiring H.T. and L.T. voltage as above, or approx. to 69 volts.



The Kit is quite easily and quickly assembled and is housed in a light aluminium case, size 4 1/2 in. x 1 1/2 in. x 3 in. Price of complete Kit with easy-to-follow assembly instructions, 42/6. In addition we can offer a similar COMPLETE KIT to provide approx. 90 volts and 1.4 volts. Size of assembled unit 7 in. x 2 1/2 in. x 1 1/2 in. Price 47/6.

**The "Wireless World"**


**3-Valve Set**

A Midget 3-valve T.R.F. Receiver for operation on A.C. mains, covering long and medium wavebands. We are able to supply all of the components to build this set, as designed and specified in the Feb. 1950 issue, including the drilled chassis. Valves and moving coil speaker, etc., at the following prices:— To construct complete chassis, less dial and drive assembly, 25/5/-. Ditto including dial and drive assembly, 26/-. To construct the complete set, including dial and drive assembly and cabinet, 27/3/6. Overall size of cabinet is 7 1/2 in. x 3 1/2 in. x 1 1/2 in. A reprint of the designer's article, giving circuit and assembly instructions (this is available separately for 9d.) together with a practical component layout is included with each of above assemblies.



**"MINI-TWIN"**


**1-VALVE BATTERY SET**



A design of a simple 1-valve 2-stage Battery Receiver, giving excellent results on medium and long wavebands and having exceptionally low battery consumption. Drilled chassis and practical diagrams make it the ideal set for the beginner to build. The complete chassis, including valve, can be built for 37/6 plus 8/11 P/Tax. the attractive plastic case is 9/6, and suitable headphones 14/9. The complete assembly instructions, layouts and a component price list, are available for 1/6. This Receiver also performs excellently, without modification, as a tuning unit, and, in addition, with simple modifications for which a complete diagram is provided, makes a first-class pre-amplifier for pick-up or microphone.

**A DUAL CHANNEL PRE-AMPLIFIER and TONE CONTROL UNIT**

This comprehensive PRE-AMPLIFIER and TONE CONTROL UNIT provides a full control of bass and treble in conjunction with a main Volume/Mixer Control.



It can be used with any amplifier and with any pick-up, the range of frequency control provided by the unit affording ample compensation for all types of pick-up and all natures of recordings, i.e., English, American and long-playing, without recourse to pick-up correction. The extreme flexibility of the bass and treble controls is such that the level of bass and treble can be set to suit any conditions irrespective of the volume output of the amplifier. Response characteristics are given in 12-watt amplifier advt. The unit measures only 7 1/2 in. x 4 in. x 2 in., including self-contained power supply, and can be accommodated either on or away from the main amplifier, i.e., on the front panel of a cabinet or any other position. Price, including drilled chassis, valves (68N7 and 6J5), £3/18/9. Complete assembly data is available separately for 1/-. Completely assembled and ready for use, £5/5/-.

**A Famous Manufacturer's SHADED POLE GRAM MOTORS** (Plus 1/- carr. and ins.)

**10/6**

Clock-wise rotations and incorporates a Mains Adjustment Panel. Could also be used as Recording Take Up or Rewind Motor.

**A COMPLETE "CAR RADIO" FOR THE HOME CONSTRUCTOR**



A design of a complete 5-VALVE SUPERHET RECEIVER employing an R.F. Stage and incorporating a separate VIBRATOR PACK size 4 1/2 x 2 1/2 x 6 1/2 in. for use on 6 or 12 volt D.C. supplies. We can supply all components to build this complete Receiver and Vibrator Pack including a Metal Case. Valves, Drilled Chassis and 5in. P.M. Speaker for £12/19/6. (Carr. and ins. 5/6 extra). Or the Receiver Components for £9/19/6, and the Vibrator Components for £3. This is NOT an EX-GOVT. Receiver, it is a new design employing new Components. Send 2/8 for the complete set of ASSEMBLY INSTRUCTIONS, CIRCUITS and PRACTICAL LAYOUTS, including a complete individual Component Price List.

**THE DENGO ULTRA MIDGET SUPERHET COIL TURRETS WITH A ROTARY TURRET ACTION**

Type CT9 consists of a four-station "pre-set" unit from which any three stations on medium waveband and one on long wave can be received by a turn of the turret switch. Price 39/6. Type CT10, is a 3 waveband coil pack incorporating a fourth switch position for Gram. Complete coverage is, long waveband 700-2,000 metres, medium waveband 190-570 and short wave 16-50 metres. Price 22/6/-. A complete receiver circuit and all necessary data are included with each turret. These can be supplied separately for 6d.

**SPECIAL OFFER**

A 12in. P.M. SPEAKER (2-3 ohm Voice Coil) by a very famous manufacturer for only **49'6** (plus 2/- carriage and insurance). **THESE ARE BRAND NEW IN MAKER'S CARTONS**

**"HOME CONSTRUCTORS" THE NEW "SOUNDMASTER"**

**TAPE RECORDER IS NOW AVAILABLE**

Send 6/6 for the complete set of building and operating instructions. These provide for an easily assembled complete PORTABLE TAPE RECORDER including a complete price list enabling all components to be bought separately.

When submitting, please include post and packing charge.  
**STERN RADIO LTD.**  
109 & 115, FLEET STREET, E.C.4  
Tel: CENTRAL 5812-3-4



# The "TELE-VIEWER"

## 5 CHANNEL TELEVISOR

A Design of a Complete 12 in. or 9 in.

### SUPERHET T/V RECEIVER FOR THE HOME CONSTRUCTOR

This receiver has been developed after most careful research and affords a high standard of Television entertainment by producing a picture of really outstanding quality.

We confidently believe that not only have we achieved a T.V. Receiver that surpasses in efficiency any other designed for the home constructor, but that successful construction, even by the most inexperienced, is assured by the step by step wiring detail and diagrams provided, and at about half the cost of the nearest comparable commercial receiver.

Here are some of the features which combine to make this such a fine receiver.

- The Superhet circuit easily tuned to any of the five channels, i.e., LONDON, SUTTON COLDFIELD, HOLME MOSS, WENVOE and KIRK-O-SHOTT'S. (The extreme ease of tuning is accomplished by the provision of pre-aligned I.F.T.'s.)
- A lifelike, almost stereoscopic, picture quality made possible by the following factors:
  - a. Excellent band width of I.F. circuits.
  - b. A really efficient video amplifier.
  - c. C.R.T. Grid modulated from low impedance source.
  - d. High E.H.T. voltage (approx. 10 kV).

The picture brilliance is also much above the average and enables comfortable viewing with normal room lighting or daylight.

- FIRM picture "HOLD" circuits (Frame-Line) ensure a steady picture, free from bounce or flicker even under the most adverse conditions met with in "fringe" areas and excellent "interlace" ensures the absence of "liney effect."
- Negative feedback is used in the audio frequency circuits which provide 2/3 watts of High Quality Sound.
- Entire receiver built on two chassis units, each measuring 14 1/2 in. x 6 1/2 in. x 3 1/2 in.
- Rigid C.R.T. mounting enables entire receiver to be safely handled with tube in position.
- All pre-set controls are mounted on side of chassis enabling all adjustments to be carried out whilst facing the C.R. Tube.

We can sometimes supply New Mullard 12in. C.R.T. at the specially reduced price of

**£13/17/6**

These, when available are for purchasers of the Televiewer only.

You're **SURE** to get it at

# STERN'S

ESTABLISHED 25 YEARS



This complete TELEVISOR, including all Valves can be built for only **£28-16-4** (Plus cost of C.R.T.)

As no hire purchase terms are available the receiver can be bought in five separate stages (practical diagrams and circuits are provided for each stage) thus enabling hire purchase interest rates to be avoided. The complete set of ASSEMBLY INSTRUCTIONS is now available, price 5/-. The instructions include really detailed PRACTICAL LAYOUTS, WIRING DATA AND COMPONENT PRICE LIST. ALL COMPONENTS ARE AVAILABLE FOR INDIVIDUAL PURCHASE. A CABINET WILL ALSO BE AVAILABLE.


## SURPLUS TO AN EXPORT ORDER A 5 VALVE SUPERHET RECEIVER

covering the COMPLETE MEDIUM WAVEBAND and TWO SHORT WAVEBANDS. ENTIRELY COMPLETE and CONTAINED IN ATTRACTIVE BAKELITE CABINET. (Plus 10/- Carr. and Ins.)

**£6/19/6**

● INCORPORATING THE LATEST RANGE OF B.V.A. MINIATURE VALVES. UV41, UL41, UBC41, UP41 and UCH42 AND A 5 INCH P.M. SPEAKER.

- Complete Waveband Coverage 13-35, 35-100 and 195 to 550 Metres.
- We have a limited number only, some being for A.C. Mains and some AC/DC Mains operation. They are genuinely BRAND NEW, being surplus to an export order recently completed.



### !! THE TRUVOX TAPE UNIT !!

We can now offer this very successful Unit ex stock. Price

**£23/2/0**

(Plus 5/- carr. and Ins.)

A really good class TAPE AMPLIFIER is also available. Price

**£16/16/0**

(Plus 5/- carr. and Ins.)

The combination of these two Units provides a really first-class complete TAPE RECORDER. Send S.A.E. for complete details.

### One of the best known makes !!

## A 3 SPEED AUTOCHANGE UNIT COMPLETE WITH THE TWIN STYLUS CRYSTAL PICK-UP

**£13/15/0**

(Plus 7/6 carr. and Ins.)

- These Units will autochange on all three speeds, an adaptor, price £1/0/7, being required for the 45 r.p.m. Records.
- They have separate sapphires for L.P. and 78 r.p.m. which are moved into position by a switch on the pick-up head.

These Units are one of the best made today, they are brand new, complete with mounting instructions, etc.

## !! STOP PRESS !!

### A COMPLETELY ASSEMBLED CHASSIS OF A 3 WATT A.F. AMPLIFIER WITH SELECTIVE FEEDBACK

For A.C. Mains **£4/9/6** (Plus 5/- carr. and Operation. Ins.)

- Designed for good quality Gram. reproduction up to a maximum output of 3 Watts.
- The selective feedback circuit incorporates separate Bass and Treble Controls.
- New Valves are used, the line up comprising the new Mullard types EF.40, EL.41, EZ.40. Suitable P.M. Speakers are available at 16/-, 18/6, 25/- and 34/4.

### HIGH FIDELITY PICK UP

Incorporating the famous CONNOISSEUR Light Weight Moving Iron Head and including the Connoisseur matching Transformer

**39/6**

(Plus 1/- carr. and Ins.)

### THE FAMOUS "SHAFTESBURY" RIBBON MIKE

Incorporating internal line transformer having transformation ratio from ribbon impedance up to 500-600 ohms . . . reduced from 10 gns. to 2g. A special line to grid, 500-600 ohms transformer also available for 25/-.

### COMPLETE BATTERY CHARGER KIT

For charging either 2, 4, 6 or 12 volts at 1 amp. Complete in metal case, and incorporating a limiter resistor. Size 5 1/2 in. x 4 1/2 in. Complete and ready for use, 39/6.

### THE "WEYRAD" SIGNAL GENERATOR

Accuracy better than 2 per cent on all ranges. Coverage 100 Kc/s to 70 mc/s. (on fundamentals), modulated on CW output. 500 c/s A.F. source. Has large clearly calibrated scale. Price £8/10/-. (Plus 5/- carr. and Ins.)

### MICROPHONES FOR THE HOME CONSTRUCTOR

The Lustraphone Model LX55 Crystal mike. Designed for use as either a hand mike or desk type. Price £2/10/- Model C51 Dynamic mike, low impedance £5/5/-, or high impedance £5/15/6. Carr. and Ins. on each of above 2/-.

### GOODMANS' SPEAKERS

5in. 3 ohm. with trans. . . . . .	21/-
5in. 3 ohm. less trans. . . . . .	16/-
8in. 3 ohm. with trans. . . . . .	19/6
8in. 3 ohm. less trans. . . . . .	25/-
10in. 3 ohm. less trans. . . . . .	25/-

### ANOTHER REDUCTION !!

The COLLARO Model A.C. 514 Record Player

**£3/19/6**

(Plus 5/- carr. and Ins.)

RIM DRIVE 78 r.p.m. complete with the COL-LARO Plug in type MAGNETIC HEAD and 10 inch TURNTABLE. These are COMPLETE BRAND NEW UNITS for A.C. Mains 200-250 Volts.



## A COMPLETE 4 VALVE T.R.F. CHASSIS

Including a 6in. P.M. 8 P.E.A.K.E.R. and VALVES.

FOR ONLY **£6.9.6**

(Plus 7/6 Carr. and Insurance.)



This receiver is of the very latest design covering both Long and Medium Wavebands, and includes the modern BVA miniature valves. The line up being 12 BA6-12AT6-12A6-55W4. It incorporates Ferme-ability Tuned Coils thus ensuring excellent selectivity and sensitivity. The overall size of the complete chassis including speaker is 10 1/2 in. x 4 1/2 in. x 6 1/2 in. An attractive Bakelite Ivory finished Cabinet size 11 1/2 in. x 5 1/2 in. x 6 1/2 in. is available for 16/6 (plus 2/6 carriage and insurance).

### HALF-WAVE H.T. RECTIFIERS

250 Volts 160 m/s 12/6 ; 250 Volts 250 m/s. 16/9.

### BATTERY CHARGER TRANSFORMER

for 2, 6 or 12 Volt Charging. Input 200 to 240 volts. Output 17 volts tapped 11 and 17 Volts at 1 1/2 amp., 11/6.

## AMPLIFIERS TWO COMPLETE KITS OF PARTS



**A 4-VALVE QUALITY "PUSH-PULL" 6-8 watt AMPLIFIER for A.C. mains.** Incorporating Negative Feedback, Filter Input Circuit and employing 6V6's in Push-Pull. A simple arrangement is provided to enable either a magnetic-crystal or lightweight pick-up to be used, and is suitable for use with Standard or long-playing records. A tone control is incorporated, and the 10-watt output transformer is designed to match

2 to 15 ohm speakers.

The overall size of the assembled chassis is 10in. x 8in. x 7 1/2in. high, and full practical diagrams are supplied. Price, including drilled chassis and valves, of complete kit, £8/17/6. Price of assembled chassis, supplied ready for use, £8/12/6. Full descriptive leaflets are available separately for 1/-.

**A 12-watt HIGH FIDELITY "PUSH-PULL" AMPLIFIER** designed for A.C. mains 200 to 250 volts, employs 6 valves plus rectifier, with negative feedback, and comprises a main amplifier chassis and a remote controlled Preamplifier and Tone Control Unit, incorporating four controls—bass, treble, main volume or mixing control, and a radio, gram, microphone, selector switch. This control unit measures only 7 x 4 x 2in. The measured frequency range of the amplifier with this unit shows an excellent response from 14,000 cycles down to 20 cycles, the bass and treble controls allowing independent control of gain at both ends of the frequency range from zero to a gain of 50. It can be seen, therefore, that ample correction is provided to suit any type of pick-up with any type of recording. Input voltage for maximum output is 70 mV. 6.3 volts at 2 amps and 30 mA. H.T. is provided for tuning unit, etc. Price of complete kit, including drilled chassis and valves, £14. Complete specification and layout, 2/-. We can also supply completely assembled and ready for use at £17.



**THIS AMPLIFIER COMPARES WELL WITH THE WILLIAMSON AND SIMILAR DESIGNS AT A FRACTION OF THEIR COST.**

## THREE COMPLETELY ASSEMBLED ALL-WAVE SUPERHET CHASSIS

- Model B.3. A 5-valve 3-waveband Receiver.
- Model B.3.P.P. A 6-valve 3-waveband Receiver with PUSH-PULL OUTPUT.
- Model B.3.P.P./R.F. A 5-valve 6-waveband (4 Bandsread) Receiver.



## MODERNISE YOUR OLD RADIOGRAM FOR

**£25**

(plus 10/- carriage and insurance) with the very latest equipment. We will supply the 3 waveband chassis on the left with the 3-speed auto changer on the right, complete with 10in. speaker for £28/7/6 with the Model B3P.P. Or £31/5/- with B3P.P. R.F.) This is less than half the price of comparable commercial three speed auto radiograms.



Brand new in Maker's Cartons, complete with mounting Instructions.

The three Receivers are for operation on A.C. mains 100/200 volts and 200/250 volts, and employ the very latest miniature valves. They are designed to the most modern specification, great attention having been given to the quality of reproduction which gives excellent clarity of speech and music on both gram and radio, making them the ideal replacement chassis for that "old Radiogram" etc.

**Brief specifications: Model B.3.—**Valve line-up, 6BE6, 6BA6, 6AT6, 6BW6, 6X4—waveband coverage, short 18-50 medium 187-550, long 900-2,000 metres. Controls: (1) volume with on/off; (2) tuning (flywheel type); (3) wavechange and gram; (4) tone (3-position switch operative on gram and radio). Negative feedback is employed over the entire audio stages. Chassis size: 11 x 7 1/2 x 8 1/2in. high. Dial size: 9 1/2in. x 4 1/2in. Price complete and READY FOR USE, excluding speaker, £12/12/- (carr. and Ins. 7/6 extra).

**Model B.3. P.P.—**This model is the B.3 Receiver but incorporates two 6BW6 VALVES in PUSH-PULL, resulting in really excellent quality reproduction up to approximately 6 watts. Price £15/15/- (plus 7/6 carr. and ins.).


**Model B.3. P.P./R.F.** This model is similar in appearance and has same waveband coverage as the Model B.3, but in addition it incorporates an R.F. STAGE together with PUSH-PULL OUTPUT, employing a total of 7 valves with two type 6BW6 in Push-Pull. This makes for a really sensitive receiver with genuine quality reproduction. Price £18/18/- (plus 7/6 carr. and ins.).

## A COMPLETE KIT OF PARTS TO BUILD A 3-4 WATT HIGH GAIN AMPLIFIER

For operation on A.C. or D.C. Mains, 200-250 volts.

This amplifier will give 3 watts output for the small input voltage of only 75 millivolts, and is therefore suitable for use with any type of pick-up from the crystal type to the miniature H.F. Magnetic type.

A tone control is incorporated and the quality produced is excellent. The overall size of the chassis is 9in. x 6in. x 7in. and valve line-up 25Y5-BEH7-20L6. Price of complete kit, including drilled chassis and valves, £4/2/0, plus 6in. P.M. (which fits on chassis), 16/-, or 8in. P.M., 18/0. Price of fully assembled chassis ready for use, £5/5/- (plus cost of speaker). Copy of assembly instructions and components price list available for 1/3.



## S.T.C. RECTIFIERS

TYPE	K3/15	4/5	TYPE	K3/60	9/8
	K3/25	5/8		K3/70	11/-
	K3/30	6/-		K3/80	12/4
	K3/35	6/10		K3/90	13/6
	K3/40	7/6		K3/100	14/8
	K3/50	8/8		K3/160	21/6

## BATTERY CHARGER KITS

All Kits are for A.C. Mains 200-250 Volts. They comprise of a Metal Rectifier and Transformer, tapped for 6 or 12 Volt charging, and a tapped Resistor, with Selector Switch, to enable the charging rate to be varied.

For 6 or 12 volt batteries at max. 1 amp. £1/17/6  
 For 6 or 12 volt batteries at max. 2 1/2 amp. £2/5/3  
 For 6 or 12 volt batteries at max. 4 amp. £3/2/6

An easily followed Wiring Diagram is included with Each Kit.

**VARLEY HEATER TRANSFORMER**  
 Input 200-250 volts. Output 4 volts (centre tapped) 5 amps. 14/9 (1/- postage).

## A GENUINE SPECIAL OFFER!

3-SPEED AUTO CHANGE UNITS BY A FAMOUS MANUFACTURER

(Normal price is £16/10/-) **£11/14/6** (plus 7/6 carr. and insurance).

## MODERNISE YOUR OLD RADIOGRAM FOR

**£25**

(plus 10/- carriage and insurance) with the very latest equipment. We will supply the 3 waveband chassis on the left with the 3-speed auto changer on the right, complete with 10in. speaker for £28/7/6 with the Model B3P.P. Or £31/5/- with B3P.P. R.F.) This is less than half the price of comparable commercial three speed auto radiograms.



Brand new in Maker's Cartons, complete with mounting Instructions.

- These units will auto change on all three speeds, 7in., 10in. and 12in.
  - They play MIXED 7in., 10in. and 12in. records.
  - They have separate sapphires for L.P. and 78 r.p.m., which are moved into position by a simple switch.
  - Minimum base-board size required 16in. x 12in. with height above 5 1/2in. and height below base-board 2 1/2in.
- A bulk purchase enables us to offer these BRAND NEW UNITS at this exceptional price.

## ANOTHER SPECIAL OFFER!!

### THE COLLARO 3RC/521 3 SPEED AUTOCHANGE UNIT

(Normal Price £18/10/0) **£9/19/6**  
 (Plus 7/6 carriage and insurance)

- With separate crystal heads for standard and LP records.
- Incorporating pick-up weight adjustment.
- Will autochange on 7in., 10in. and 12in. records not intermixed.
- Minimum base plate size 15in. x 12in., with height above 4in. and below base-plate 3in.
- Brand new in Makers Cartons, complete with Mounting Instructions.



## WE OFFER

This autochanger complete with the Model B3 3 Waveband chassis, also advertised, and together with a 10 inch PM speaker for **£23/0/0** (plus 10/- carriage and insurance) or with B3PP Model for £28/- (plus 10/- C. and I.), or with Model B3 PP/RF for £29/10/0 (plus 10/- C. and I.).

## The DENCO M.T.O.I. MODULATED TEST OSCILLATOR

£3/15/0 (Plus 2/- carr. and Ins.) Has Frequency range continuously variable from 170-475 Kc/s and 550-1,500 Kc/s. Battery operated and thereby completely self contained.

## GENUINE REDUCTION!

### The COLLARO MODEL 3RC/514. 3 SPEED NON-AUTOCHANGE RECORD PLAYER

(Normal Price £12/6/7) **£6/19/6**  
 (Plus 5/- carr. and Ins.)

Incorporating the New Ortho Dynamic HI FI Magnetic head fitted with Twin alloy stylus and matching transformer, together with pick-up weight adjustment. These units are quite new and contained in the makers original cartons complete with Mounting Template.



When submitting orders, please include post and packing charges.

# STERN RADIO Ltd.

## 109 & 115, FLEET STREET, E.C.4

Tel.: CENTRAL 5812-3-4



# RADIO TRADERS LTD.

23 WARDOUR ST., LONDON, W.1.

(Coventry Street end)

Phone No. GERrard 3977/8

Grams: "Radiotrade"

**Component Specialists for 20 years.**  
**The Largest Selection of Radio and**  
**Electronic Components in the Country.**

## SPECIAL OFFER of famous manufacturer's stock of electrolytics

16+8 mfd., 350 v., 15/- per doz.	64 mfd., 350 v., 30/- per doz.
32 mfd., 350 v., 15/- per doz.	25 mfd., 50 v., 12/- per doz.
32+8 mfd., 350 v., 18/- per doz.	32+8 mfd., 350 v., 24/- per doz.
	12 mfd., 50 v., 12/- per doz.

**Volume Controls** with switch, 50K and 500K, 2/6 each.

All are **BRAND NEW** goods, C.O.D. or C.W.O. Reduced prices for large quantities. Orders for less than £2, add postage.

**Large Selection** of silver mica, moulded mica and tubular paper condensers, etc., etc., at much below manufacturer's cost.

**Trimmers** Variable **CERAMIC TRIMMERS**. Capacities from 5 to 100pF. Spindle and pre-set types. Also Philips trimmers and trimmer tools and many other types.

**Resistors** **HIGH STABILITY**, close tolerances from 1%, 1/2, 1 and 2 watts. All values up to 2 meg., including 8, 13 and 30 meg.

**VITREOUS WIREWOUND**. Large selection from 2 to 200 watts.

**CARBON**. 1/4 watt to 5 watt. All popular values. Standard Car Suppressors, 15,000 ohms.

**Volume Controls** **MORGANITE "A" "H"** type, "LH" type, "M" type and **WIRE WOUND**. Most values and popular makes in stock.

**Plugs and Sockets** **CINCH, PYE, JONES, BELLING & LEE, BULGIN, IGRANIC, ETC.**

**Valve Holders** Paxolin, Moulded and Ceramic. Large selection including all latest types.

**Switches** **YAXLEY, TOGGLE, OAK**. Many other makes and varieties.

**Indicator Lamp Holders** Red, Green and Clear.

Also Large Selection of **INSTRUMENT AND RADIO KNOBS, WIRES, NUTS, BOLTS, WASHERS, SCREWS, RIVETS, EYELETS, SOLDER TAGS, GROMMETS, GLASS CARTRIDGE FUSES, BRASS TERMINALS, SLEEVING AND FUSE HOLDERS.**

**STOCKISTS of all CINCH COMPONENTS**

**Large Stocks of Ex-Government Aircraft, Radio, Radar Equipment and Electronic Components**

Please send us your enquiries:

SORRY, NO LISTS ISSUED.

Trade Counter open 9.30 to 5.30 Monday to Friday. Callers Welcomed.

\* WHOLESALE, MANUFACTURERS' AND EXPORT ENQUIRIES INVITED

## G2AK

### This Month's Bargains

## G2AK

**DEAF AID CRYSTAL MIKE UNITS** 12/6 each, post 9d.

**CERAMIC SWITCHES**, 2 bank, 2 pole, 4 way each bank, 6/-, post 9d.

**SPECIAL TRANSFORMER OFFER**. PRI. 115, 210, 240 v. SEC., 260/260 v. 100 mA, 6.3 v. 3 a., 6.3 v. 1 a. (for 6X5 Rec.) Universal Mounting. Limited Quantity, 17/6 each, post free.

**TWIN RIBBON FEEDER**. Standard K25 300 ohm ribbon, 9d. per yd. Co-axial, 1/4 in. dia. 50 ohm, 8d. per yd. 7ft. length 1/4 in. dia. Co-axial with Pye plug one end, 1/6, post free. All other Co-axial and feeder, plus 1/6 post any length.

**SPECIAL OFFER, AR88 SPARES**. Cabinets complete with base, feet and side strips, £4/15/- each. Pkg. and Carr. 5/- Set of 14 valves for "D" or "LF" model receivers, £5/10/- Panel escutcheons 22/6 each "D" type I.F.S., 12/6 each. Matching Speakers by R.C.A., fitted rubber feet and 6ft. lead, 65/-

**TAPE RECORDING EQUIPMENT**. Desks by Bradmatic, Tamsa, Lane and Qualtape. Ex stock. Heads, Oscillator Coils, Tape and Reels always available. **GERMANIUM DIODES**. B.T.H. 2/-, G.E.C., 2/6.

**POTENTIOMETER** Carbon Type Potentiometers, 25k., 50k., 100k., 1/2 meg., 2meg., 1/6. Many W.W. slot types available for T.V. replacements.

**METERS**. 2 1/2 in. Flush mounting M.C. 100 mA., 12/6 each; 2 in. Flush Square 5 mA 10/-; 4 amp. thermo. 5/-; 2 1/2 in. thermo. 0-2 a., 7/6; 2 1/2 in. 2 in. Flush 0-15 a. thermo. Proj. 2 1/2 in., 7/6 each. 0-9 a. Hot wire 5/-.

**SPECIAL VALVE OFFER**. 83 MV Rectifiers 10/- 866A 17/6 each, or 30/- pair. 807's 12/6 each or 22/6 pr. 931A 45/- 832 35/- 829B, 80/- 813, £5.

Carriage paid on all orders over £1 except where stated. Please include small amount for orders under £1.

Please print your name and address.

## CHAS. H. YOUNG, G2AK

Mail orders to 102 HOLLOWAY HEAD, BIRMINGHAM

Phone: MIDLAND 3254

All callers to 110 DALE END, BIRMINGHAM

Phone: CENTRAL 1635

**1 KW TELEGRAPH TRANSMITTERS**. Two HF 300's output. Operation 3.5 mc. to 16 mc.

**BC610 TRANSMITTERS** with speech amplifier, aerial tuning unit, etc. Brand new.

**RCA TRANSMITTERS**. Type FT-4336. Complete with original speech amplifier, crystal multiplier and VFO units. Unused and re-conditioned. Can be supplied with very large quantity of spares.

**RCA TRANSMITTERS**. Type ET-4332 modified by R.A.F. for use on crystal or master oscillator. Complete with speech amplifier.

**MAGNETO 10 LINE U.C. TELEPHONE SWITCHBOARDS** (complete).

**NO. 33 TRANSMITTERS**.

A.R.88D's, A.R.88LF's, A.R.77's, S27's, HRO, R.109 and others.

SCR510's complete with Power Pack and telescopic aerial.

All above items in excellent working condition. Working demonstration upon request.

**SPARES** A large selection available for SCR399 (BC610), ET4336, SCR610, EEB Telephones, and Teleprinters type 7B.

**TX VALVES** 805, 807, 813, 861, 866A, DET-16, 100TH and many others.

Large stock of Tx condensers, crystals and other components. Alignment and repair of communication receivers and all other short-wave equipment undertaken.

## P.C.A. RADIO

Transmitter Division: —

Receiver Division: —

The Arches, Cambridge Grove,  
London, W.6.

170 Goldhawk Road,  
London, W.12.

Tel.: RIV 3279.

Tel.: SHE 4946.



## COLLARO 3-SPEED AUTOMATIC RECORD CHANGERS

MODEL 3 RC/521.  
Brand new and unused, in  
maker's original carton.

Fitted with twin crystal  
heads.

**LASKY'S PRICE**

**£9.19.6**

Carriage 3/6 extra.

Available also with either orthodynamic or high fidelity  
studio heads. Price on application.  
Now in stock: 3-speed mixer changers. Prices on  
application.



### TANNOY PRESSURE UNITS

10 watts. 7.5 ohm impedance.  
Last few only. **PRICE 59/6**  
Carriage 4/6 extra.

### MICROPHONE STANDS

Table model. 2-section chrome  
plated. **15/-**  
Crackle finish base.  
Floor model. 2-section. Brass,  
heavily chrome plated **69/6**  
Carriage 2/6 extra.

### GRAM MOTORS Shaded Pole



Rim drive, synchron-  
ous. For 200-250v.  
50 c.p.s. Many uses.  
9/6.


### METAL RECTIFIERS

6 and 12 volt F.W.  
Bridge.

0.6a. ....	4/6
2a. ....	9/-
3a. ....	9/11
4a. ....	12/-
6a. ....	17/6

6 volt Centre Tapped  
Bridge.

0.75a. ....	3/9
1a. ....	3/11



Fully Assembled Power Pack  
and Output Stage, for R1155  
Receiver. For use on 200-250  
volts A.C. mains.

**LASKY'S PRICE 79/6**  
Carriage 5/- extra.

## R.1155 RECEIVERS

**BRAND NEW AERIAL TESTED  
BEFORE DESPATCH**

These well-known ex-Air Mini-  
stry Receivers need no further  
introduction.

Supplied complete with 10 valves.

**LASKY'S PRICE £11.19.6**

**USED MODELS £7.19.6**

A Few Only. Model R1155.N.  
Covering the shipping band of 1.5-  
3.0 Mc/s. Price £17.  
Carriage 12/6 per unit extra, including  
10/- returnable on packing case.

### SOLOON SOLDERING IRONS

220-250 volts  
Latest model instrument iron 19/8  
Standard model 19/-

### CRYSTAL DIODES

Germanium 1/6 each, post free

### 12 VOLT D.C. MOTOR GENERATORS

Output 300 volts at 150 m/A.  
D.C. 7,500 r.p.m. Size: 2 1/2in.  
diam. 6in. long. **17/6**  
**LASKY'S PRICE**

### I.F. TRANSFORMERS

465 Kc/s Iron dust cores in cans,  
midget type. Size 1 1/2in. x 1in. x 2 1/2in.  
By Plessey. Price 9/6 per pair.  
**WEARITE TYPE 550. 445-520**  
Kc/s. 10/- per pair.  
**WEARITE TYPE 500. 450-470**  
Kc/s. 10/- per pair.

### 3 SPEED GRAM MOTORS

Complete with motor board and  
turntable. Size: 8 1/2in. x 1 1/2in. x  
5 1/2in. high. For use on 200-250 v.  
50 c.p.s. **LASKY'S PRICE 49/6**

### ALL WAVE RADIO INTER- ERENCE SUPPRESSOR UNITS, 5/6 each.

### JACK PLUGS AND SOCKETS

Standard size, 3/11 per pair.

### TOGGLE SWITCHES. BULGIN

S.P.S.T. ....	1/6
D.P.S.T. ....	2/6
D.P.D.T. ....	2/11

Double pole change over 3/6

### 12 VOLT VIBRATOR UNITS

Output 230 volts 80 mA. BRAND  
NEW AND UNUSED. Size:  
9 x 5 x 5 1/2in. Supplied less vibrator.  
Vibrator required is 6-pin  
synchronous. **19/6**

**LASKY'S PRICE** Carr. 3/6 extra.  
Other types in stock from 15/-.

### BRANDENBERG R.F. E.H.T. UNITS

Complete with valves.

6-9 Kv. ....	£6 6 0
13-16 Kv. ....	£9 9 0

### GARRARD RECORD PLAYERS

For 6 and 12 v. operation, com-  
plete with magnetic pick-up and  
volume control. In metal cabinet  
size: 17in. x 14in. x 11in. Very  
limited quantity.  
**LASKY'S PRICE £5.19.6**  
Carriage 10/- extra.

### RECORD PLAYING DESKS

Sloping steel table, grey crackle  
finish, size 10in. high, 15in. deep,  
19in. wide. Complete with pick-  
up, centre spindle drive Collaro  
motor, with adjustable speed, and  
10in. turntable. For 200-250 v.  
50 c.p.s. **LASKY'S PRICE 79/6** Brand  
Carr. 7/6 extra. New.

## INTRODUCING THE SOUNDMASTER

You can now build your own HIGH  
FIDELITY TAPE RECORDER (both  
tape desk and amplifier) AT HOME.  
Uses precision machined parts and standard  
radio components.

Easily wired and assembled without  
previous experience.

**SEND NOW** for 26 page booklet giving  
full data to build in 6 easy stages, with full  
size wiring diagrams. All the latest de-  
velopments in home recording. Life-  
like reproduction of voice, music and  
events. 3 speeds, twin track recording at  
3 1/2in., 7 1/2in. and 15in. per second. Fast  
forward and fast rewind using 3 motors.

**POST  
FREE 6/6**

### BY THE CREATORS OF THE VIEWMASTER

All components in stock. Write for  
list. Wearite, Bulgin, T.C.C.,  
Collaro, etc



### SENTERCEL REC- TIFIERS

RM1. ....	3/10
RM2. ....	4/3
RM3. ....	5/-
RM4. ....	18/-

### WESTINGHOUSE RECTIFIERS

250 v. R.M.S.	
14A97. 80 m/a.	8/6.
14A86. 200 m/a.	20/4.
14A100. 270 v. R.M.S.	200 m/a.
21/6.	

### CONDENSERS. Electrolytics.

Cans	Electrolytics	Tubular	
16 mfd. 500 v.w. ....	3/6	1 mfd. 200 v.w. ....	1/-
24 mfd. 450 v.w. ....	3/11	1 mfd. 250 v.w. ....	9d.
32 mfd. 500 v.w. ....	5/11	2 mfd. 150 v.w. ....	1/-
60 mfd. 350 v.w. ....	3/6	2 mfd. 350 v.w. ....	1/8
64 mfd. 450 v.w. ....	4/11	1 mfd. 350 v.w. ....	1/3
8 + 8 mfd. 450 v.w. ....	3/11	4 mfd. 450 v.w. ....	1/8
8 + 16 mfd. 450 v.w. ....	3/11	8 mfd. 150 v.w. ....	1/6
8 + 32 mfd. 475 v.w. ....	3/11	8 mfd. 350 v.w. ....	2/-
16 + 8 mfd. 500 v.w. ....	4/6	8 mfd. 450 v.w. ....	1/8
16 + 16 mfd. 500 v.w. ....	4/6	8 mfd. 500 v.w. ....	2/-
16 + 24 mfd. 450 v.w. ....	4/11	15 mfd. 200 v.w. ....	2/-
16 + 32 mfd. 450 v.w. ....	4/3	16 mfd. 350 v.w. ....	2/3
20 + 20 mfd. 275 v.w. ....	2/-	16 mfd. 450 v.w. ....	2/9
32 + 32 mfd. 500 v.w. ....	4/11	16 mfd. 500 v.w. ....	3/6
32 + 32 mfd. 350 v.w. ....	3/11	32 mfd. 350 v.w. ....	3/6
60 + 100 mfd. 350 v.w. ....	7/6	32 mfd. 450 v.w. ....	4/9
250 mfd. 350 v.w. ....	4/11	50 mfd. 350 v.w. ....	4 8
8000 mfd. 3 v.w. ....	6/11	250 mfd. 12 v.w. ....	2/-
		250 mfd. 25 v.w. ....	2/11
		8 + 8 mfd. 350 v.w. ....	3/-
		8 + 8 mfd. 450 v.w. ....	3/11
		12 + 12 mfd. 350 v.w. ....	2/6

### MANY OTHER TYPES IN STOCK

### SPECIAL T.V. CONDENSERS

32 + 100 mfd. 450 v.w. 7/6 .04 mfd. 12.5 Kv. .... 7/6

Bias	High Voltage		
10 mfd. 25 v.w. ....	1/3	1 mfd. 2.5 Kv. ....	2/6
12 mfd. 50 v.w. ....	1/3	1 mfd. 3 Kv. ....	3/6
25 mfd. 25 v.w. ....	1/6	1 mfd. 5.5 Kv. ....	4/6
25 mfd. 50 v.w. ....	1/6	1 mfd. 10 Kv. ....	12/6
50 mfd. 12 v.w. ....	1/3	25 mfd. 2.5 Kv. ....	5/6
50 mfd. 25 v.w. ....	1/6	1 + 1 mfd. 3.5 Kv. ....	5/11
50 mfd. 50 v.w. ....	1/9		
75 mfd. 12 v.w. ....	1/9		
100 mfd. 25 v.w. ....	2/-		
100 mfd. 50 v.w. ....	2/6		

**T.C.C. VISCONOL HIGH  
VOLTAGE CONDENSERS**  
(Cathodray)

.001 mfd. 12.5 kv. ....	7/6
.001 mfd. 15kv. ....	10/-
.001 mfd. 25 kv. ....	18/-
.0005 mfd. 25kv. ....	18/-
.0005 mfd. 12.5 kv. ....	10/-
Plastic case, single bolt fixing. Other h.v. types.	
.1 mfd. 7 kv. ....	15/-
.04 mfd. 12.5 kv. ....	7/6

### R.1132.A RECEIVERS

Supplied in maker's  
original wood tran-  
sit case. Frequency  
coverage 100-124  
Mc/s. 11 valves:  
1 VR65, 1 VR66,  
4 VR53, 2 VR54,  
1 6J5, 1 VS70,  
1 VR57. Large tun-  
ing scale with slow  
motion drive. 0.5  
mA. tuning meter  
R.F. and L.F. gain  
controls, jack sockets  
for line and phone.

Totally enclosed in  
metal case, grey enamelled with plated handles. Size: 13 x 10  
x 11in. Supplied with all valves, also circuit and calibration  
chart.

**GRADE 1. Brand New 79/6. GRADE 2. Soiled 49/6.**  
**GRADE 3. Secondhand 39/6.** Carriage 10/- per unit extra.

### TWO-GANG TUNING CONDENSERS .0005M D.

No. 1. Miniature. With Perspex dust cover and trimmers.  
Size: 1 1/2in. x 2in. x 1 1/2in. 4in. spindle.  
**LASKY'S PRICE, 8/6.**  
No. 2. Midget. With trimmers. Size: 2 1/2in. x 1 1/2in. x  
1 1/2in., 4in. spindle. **LASKY'S PRICE, 8/6.**  
No. 3. Midget. Less trimmers. Size: 2in. x 1 1/2in. x 1 1/2in.  
4in. spindle. **LASKY'S PRICE, 5/6.**  
No. 4. Standard type. Size: 2 1/2in. x 2 1/2in. x 1 1/2in. 4in.  
spindle. **LASKY'S PRICE 1/6**



**A LASKY'S RADIO ADVERTISEMENT. SEE OVER.**



**LINE TRANSFORMERS FOR "ETRONIC" T.V. RECEIVERS**

No. 1. For models 1536 and 1637. Complete with EY51 rectifier, 45/-.  
No. 2. 7Kv. type, 35/-.

**POT/METERS.** All values. Wire Wound from 3/6. Depending on wattage and length of spindle. Carbon. Less switch 3/3 each With s.p. switch .... 4/3 each With d.p. switch .... 5/6 each

**VCR97 C.R. TUBES,** new unused. 35/- Carriage 5/-.

**EHT. Trans. For VCR97.** 2.5 Kv, and 4v 1.1a and 4v 1.5a (CT). 45/-.

**Screen Enlarger for VCR97.** Filter type, 17/6. Postage 2/6.

**BASES for VCR97.** 2/6.

**C.R.T. Neck Protectors.** 2/6.

**10 K.V. METROSIL E.H.T. REGULATORS.** By Metro-quick. Pencil type, 5/- each.

**TELEVISION SELENIUM RECTIFIERS**

The very latest "Sentercell" S.T.C. range.  
K3/40, 3.2 kV. .... 7/6  
K3/45, 3.6 kV. .... 8/2  
K3/50, 4.0 kV. .... 8/8  
K3/100, 8.0 kV. .... 14/8  
K3/160, 12.8 kV. .... 21/6

**DARK SCREEN FILTERS**  
18in. x 14 1/2in. .... 25/-  
14 1/2in. x 12 1/2in. .... 19/6  
13 1/2in. x 11in. .... 14/11

**PERSPEX.** 13 1/2in. x 10 1/2in. x 1/2in. Neutral shade, slightly marked, 4/11 per piece.

**TEST PRODS**  
Fully fused, with retractable points, 4/11 per pair (1 red, 1 black).

**9in. TABLE T.V. CABINETS**



Medium shade mahogany finish. Complete with back, safety glass, speaker-fret. Internal dimensions: 19 1/2in. high, 16in. wide, 14in. deep.  
**LASKY'S 39/6** Carriage 7/6 extra.  
Adaptor frame available for 6in. C.R. tubes. The aperture can easily be enlarged to take 12in. or 14in. tubes.

**SPECIAL C.R.T. OFFER**

Brand new and unused 12in. ion trap cathode ray tubes. 6.3 volt heater, 7-9 Kv. E.H.T. 35 mm. neck. Black and white picture. By famous manufacturer.

**PERFECT £12/19/6**

Carriage and insurance 15/- per tube extra.

**FOR CALLERS ONLY. USED T.V. CHASSIS.**

In all sorts of conditions at very low prices. Come along and pick one out. The price will be right.

**MANUFACTURERS' SURPLUS T.V. COMPONENTS**

Wide Angle Scanning Coils. Low imp. line and frame .... pair 19/6  
Scanning Coils. 35 mm. Low imp. line and frame .... 12/6  
Frame multi ratio output trans. .... 10/6  
Focus Coil. 35 mm. electro magnetic .... 12/6  
P.M. Focus magnets. With Vernier adjuster. For all 35 mm. tubes 25/-

**PLESSEY**  
Scan coils per pair 25/-  
Width Control .... 6/6

**NOW AVAILABLE LARGE SCREEN WIDE ANGLE CONVERSION DETAILS FOR THE VIEWMASTER**

Send 3d. stamp for full data. Fully itemised price list of all Viewmaster components now available.

**Co-Axial Cable.** 70-80 ohms impedance.  
Single core, 9/- doz. yards.  
Twin core, 12/- doz. yards.  
Twin feeder, 6/- doz. yards.  
**Co-Axial Connectors.** For standard 1/2in. cable, 1/11.

**WIREWOUND POT/METERS.**

Type 901. Most values. 2/6 each.

**C.R.T. MASKS Brand New LATEST ASPECT RATIO**

9in. .... 7/-  
10in. .... 7/6  
12in. .... 15/-  
12in. Flat Face .... 15/-  
12in. Old ratio .... 9/6  
12in. Plastic, with dk. sc. filter and gold finish escutcheon .... 17/6  
14in. Rectangular .... 21/-  
16in. Eng. Elect. .... 42/-  
16in. Double D .... 31/6  
16in. With dark screen filter and gold finish escutcheon .... 32/6  
17in. With dark screen filter and gold finish escutcheon .... 37/6  
17in. Rectangular .... 21/-

**SOILED. NEW ASPECT RATIO**

9in. .... 5/-  
12in. .... 7/6  
12in. with fitted armour plate glass, cream .... 11/6  
12in. do. Black .... 8/6

**ARMOUR PLATE GLASS**


16in. Actual size 17 1/2 x 15 1/2 x 1/2 inch .... 7/11  
15in. Actual size 16 1/2in. x 13in. x 1/2in. .... 6/11  
12in. Actual size 13in. x 10 1/2in. x 1/2in. .... 4/-  
9in. Actual size 9in. x 8in. x 1/2in. .... 3/-

**DE LUXE T.V. CABINETS**

**NEW 1954**

**12 INCH MODEL**

**(Mark II)**



This cabinet is now supplied complete with mask, glass, castors, shelf, bearers, c.r.t. neck end protector, back, speaker fret and baffle board. Finished in beautiful figured medium, light or dark walnut veneer, with high polish. Suitable for most home constructor T.V. receivers, including the "Viewmaster," "Practical Television," "Tele King," "Magnivision," "Wireless World," etc. Can be supplied with cut out for .16in. c.r. tube at no extra cost.

**WHY NOT CONVERT YOUR TABLE RECEIVER TO A CONSOLE MODEL**

Adaptor frames for fitting 9in. or 10in. c.r. tubes can be supplied if required.

**LASKY'S PRICE £8.10.0**

Carriage 12/6 extra.

An allowance of 4s. 6d. will be made if the mask is not required.


3 Inside Dimensions: Depth 16 1/2in.; width 17 1/2in.; height 28in. Overall height 2in. and width 18 1/2in.

**THE VIEWMASTER**

Construction envelope 7/6 **POST FREE.** All components in stock. Write for price list.

**BAFFLE RADIO CABINETS**

Pleasing design, complete with knobs, drilled chassis, dial, drum drive and back. Finish in satin mahogany veneer, natural colour polish. Outside dimensions: 17 1/2in. wide, 11 1/2in. high, 5in. deep.



**LASKY'S PRICE**

**36/6**

Carriage 2/- extra

**15-INCH CATHODE RAY TUBE MASKS**

Cream rubber. Latest aspect ratio. Overall dimensions: 17in. wide, 13in. high. Price 17/6. Postage 2/- extra.

**RF25 UNITS.** New, with valves, 19/11. Carriage 2/6.

**T.V. TYPE MAINS AUTO TRANSFORMER**

200, 220, 250 and 375 volt tappings, 250 mA. Also 5 v. 3 a.; 6.3 v. 7 a., and 6.3 v. 3 a. secondaries. Price 25/-.

**LASKY'S**

**Lasky's (Harr**

**370 HARROW ROAD, PA**

(Opposite Paddington

**MAIL ORDER & DESPATCH DEPARTMENTS**

Telephones: CUNningham

Hours: Mon. to Sat. 9.30 a.m. to 6 p.m., Thurs. half-day 1 p.m.



# THE TELE-KING

## A practical 5-channel SUPERHET TELEVISION RECEIVER

Using the new 16 and 17 inch cathode ray tubes and wide angle components for the home constructor.  
Complete instructions, wiring diagrams and 32-page descriptive booklet.

6/- POST FREE

ALL COMPONENTS IN STOCK  
WRITE FOR LIST

**ALLEN WIDE ANGLE COMPONENTS**  
D.C. 300 latest type Ferroxcube Coils 39/6  
GL.16 Coil 7/6  
GL.18 Coil 7/6  
Focus Coil 31/-  
FO.305 trans. 21/-  
Frame B.O. transformer 15/-  
Line E.H.T. transformer, 40/-

**CHASSIS**  
Power pack Sound-vision and Scan chassis.  
PRICE 11/- each.  
All other metal work available from stock.  
**CONDENSERS**  
All condensers. As specified.  
Manufacturers surplus £3/16/-.  
**COILS** 13 all exactly as specified.  
Price 44/6.

**RESISTANCES.** 72 Resistances, all exactly as specified, 18/-.  
**CABINET**  
Walnut veneer, £8/10/-, plus carriage 12/6 extra. As illustrated here.  
**WIDE ANGLE CATHODE RAY TUBES**  
14in. MW36-22... £19 9 3  
14in. C14B... £20 10 1  
16in. MW41-1... £22 4 10  
16in. T901... £22 2 4 10  
17in. MW43-64... £23 12 8  
17in. C17BM... £24 13 0  
Carriage and insurance extra.

**OUTPUT TRANSFORMERS**  
40 mA Multi ratio... 4/11  
80 mA Multi ratio... 14/11  
80 mA Pentode... 12/6  
60 mA Plessey, 6,000 ohms 5/11  
Standard pentode... 4/11  
Pentode... 3/6  
Midget Pentode... 3/6  
Miniature Pentode, 3S4, 1S4 4/6  
PX4 Intervale... 8/6  
5:1 Intervale... 5/11

**P.M. LOUDSPEAKERS**  
All with 3 ohm speech coil.  
2 1/2in. 15/- 6 1/2in. 13/6  
3in. 12/6 8in. 15/-  
4in. 9/6 10in. 17/6  
5in. 14/6  
**NOW AVAILABLE** 12 inch Goodmans heavy duty speaker. Capacity 15 watts, 15 ohms speech coil impedance.  
**LASKY'S PRICE** £5/19/6.  
Car. 3/6 ex. All loudspeakers offered are first grade and of highest quality construction. Many other type in stock. Send us your reqts.

## THE "UNIVERSAL" LARGE SCREEN AC/DC TELEVISOR

By A. S. Torrance, A.M.I.P.R.E., A.M.T.S.  
A 28 page booklet giving full instructions for building a large 17 inch screen televisor.  
\* A.C. and D.C. mains. \* Table model.  
\* P.M. focussing. \* Convertible into radiogram console.  
\* Mullard valves and c.r. tube. \* Incorporates all latest developments.  
\* 5-channel superhet. 3d. POST FREE.

**COIL PACKS**  
Medium and 2 short wave bands. Price 16/-.  
**COIL PACKS**  
Long, medium and short wave bands. 29/6.


**LASKY'S LINE TRANSFORMER**  
R.F.E.H.T. for line fly back. 6-8Kv, with EY51 heater winding. Suitable for home construction T/V 25/-.

**DUOMAG FOCALISER**  
Low Flux... 37/6  
Med. Flux... 39/6  
High Flux... 42/-

**INTERCOM UNITS**  
4-station operation. For use on A.C./D.C. mains 200-250 volts. Supplied complete, with 3 new valves, ready for immediate installation. Fitted in attractive plastic cabinet.  
Suitable for use as baby alarm.  
**MASTER UNIT** £5.19.6  
Carr. 5/- extra.  
Extension Units. Price 21/- each complete. Carriage 2/- each extra.

**POSTAGE STAMP TRIMMERS**  
Paxolin. Up to 100pf. 6d. each. 5/- per doz.  
Ceramic. Up to 100pf. 9d. each. 7/6 per doz.  
350 and 550pf. Ceramic 1/- each. 10/6 per doz.  
**Duodecal (B12A) bases.** VCR139 c.r.t. bases. 1/- each. 10/6 dozen.

Alexandra Palace, Sutton Coldfield, Holme Moss, Wenvoe, Pontop Pike, Belfast, Kirk o'Shotts.



**NOTICE TO ALL PURCHASERS OF THE ENGLISH ELECTRIC 16 inch C.R.T. TYPE T 901**  
The first and only reconditioning service. By English Electric. A reconditioned 16in. metal tube costs £12 and carries maker's full guarantee. Write for further details.

**MAINS TRANSFORMERS**  
All 200-250 v. 50 c.p.s. primary. Finest quality, fully guaranteed.  
MBA/3. 350-0-350 v. 80 mA., 6.3 v. 3 a., 5 v. 2 a. Both filaments tapped at 4 volts. An ideal replacement trans. Price 18/-.  
MBA/6. 325-0-325 v. 100 mA. 6.3 v. 3 a., 5 v. 2 a. With mains tapping board. Price 22/6.  
MBA/7. 250-0-250 v. 80 mA., 6.3 v. 3 a., 5 v. 2 a. Both filaments tapped at 4 volts. Price 18/-.  
AT/3. Auto transformer. 0-10-120, 200-230-240 volts 100 watt. Price 17/6.

**FILAMENT TRANSFORMERS**  
6.3 v. 1.5 a., 5/9.  
6.3 v. 3 a., 9/6.  
6.3 v. 3 a., 5 v. 2 a. Both filaments tapped at 4 v. 2 amps., 7/9.  
**Special Transformer.** 2 amps., with the following tappings: 3, 4, 5, 6, 8, 9, 10, 12, 15, 18, 20, 24 and 30 volts. Price 17/6.

**SMOOTHING CHOKES**  
20 mA 40 H... 3/6  
40 mA 8 H... 3/6  
40 mA 10 H... 4/3  
100 mA 10-20 H... 7/3  
250 mA 10 H... 18/6

**SPEAKER FRET**  
Expanded Metal. Silver Finish.  
12in. x 12in. 3/11  
12in. x 18in. 5/11  
Plastic White, 12in. x 5in. 2/-  
Wire, Bronze, 11in. x 8in. 2/-

**LASKY'S T.V. CONSTRUCTORS PARCEL**  
All brand new components by Igranic. Comprises E.H.T. flyback line transformer, 7-10Kv. with ferroxcube core and rectifier heater winding; scanning coils; frame output transformer; Elac focus unit with vernier adjuster, U37 E.H.T. rectifier and brand new 12 inch cathode ray tube with ion trap, mask and glass.  
**LASKY'S PRICE FOR THE COMPLETE PARCEL** £15/19/6. Carriage and insurance 15/- extra.  
The Constructors Parcel as above, but less the cathode ray tube and ion trap.  
**LASKY'S PRICE** 79/6. Carr. 3/6 extra.

## WIRE RECORDERS



BRAND NEW AND UNUSED

By a very well known British Manufacturer. Original list price £69/10/-. Records from Records, Microphone, Radio. Includes a Garrard pick-up arm, and can be used as a record player complete with its own amplifier. Supplied in perfect working order, with 7 valves, full operating instructions, circuit diagram and spool of recording wire. Fitted with tone control and magic eye recording level indicator. In attractive wood cabinet with roll top. Medium walnut finish.  
**LASKY'S PRICE** £27.10.0  
Carriage 25/- extra.  
**RECORDING WIRE.** 1 hour spool 32/6. 1/2 hour spool 17/6.  
Moving Coil Insert. Ideal for use as a microphone with the above wire recorder. PRICE 5/-.

# RADIO

ow Road) Ltd.,  
**DDINGTON, LONDON, W.9**  
(Hospital)  
485/487 Harrow Road, Paddington London, W.10  
1979 and 7214. All Departments.  
TERMS: Pro Forma, Cash with order, or C.O.D. on post items only. Postage and package on orders value £1-1/- extra, £5-2/- extra. £10-3/6 extra Over £10 carriage free. All goods fully insured in transit.



# R.S.C. MAINS AND OUTPUT TRANSFORMERS

Fully Guaranteed, Interleaved and Impregnated

## FILAMENT TRANSFORMERS

Primaries 200-250 v. 50 c/s.	
6.3 v. 1.5 a.	5/9
6.3 v. 2 a.	7/6
6.3 v. 3 a.	9/8
0-4-6.3 v. 2 a.	7/9
12 v. 1 a.	7/11
6.3 v. 6 a.	17/6
0-2-4-5-6.3 v. 4 a.	16/9
12 v. 3 a. or 24 v. 1.5 a.	17/6

## CHARGER TRANSFORMERS

All with 200-230-250 v. 50 c/s. Primaries: 0-9-15 v. 1.5 a., 14/9; 0-9-15 v. 3 a., 16/9; 0-9-15 v. 6 a., 22/9; 0-4-9-15-24 v. 3 a., 22/9; 0-9-15-30 v. 3 a., 23/9.

## TOP SHROUDED DROP THROUGH TYPE

Primaries 200-230-250 v. 50 c/s.	
250-0-250 v. 70 mA., 6.3 v. 2.5 a.	12/11
260-0-260 v. 70 mA., 6.3 v. 3 a., 5 v. 2 a.	14/11
350-0-350 v. 80 mA., 6.3 v. 2 a., 5 v. 2 a.	16/9
350-0-350 v. 80 mA., 6.3 v. 3 a., 4 v. 2.5 a.	14/11
250-0-250 v. 100 mA., 6.3 v. 4 a., 5 v. 3 a.	23/9
300-0-300 v. 100 mA., 6.3 v. 4 v., 4 a., c.t., 0-4-5 v. 3 a.	23/9
350-0-350 v. 100 mA., 6.3 v. 4 v. 4 a., c.t., 0-4-5 v. 3 a.	23/9
350-0-350 v. 150 mA., 6.3 v. 4 a., 5 v. 3 a.	29/11
350-0-350 v. 150 mA., 6.3 v. 2 a., 6.3 v. 2 a., 5 v. 3 a.	29/11

## E.H.T. TRANSFORMERS. 2,500 v. 5 mA.

2-0-2 v., 1.1 a., 2-0-2 v. 1.1 a., for VCR97, VCR517 or ACR2X	35/-
5,000 v. 5 mA. 2 v. 2 a.	39/6

## SILVER MICA CONDENSERS. 5, 10, 15, 20, 25, 30, 35, 50, 100, 120, 150, 180, 200, 230, 300, 330, 400, 470, 500, 1,000 pfd. (.001µF), .002 mfd. (2,000 pfd.). All at 5d. each; 3/9 dozen one type.

## DIAL BULBS, M.E.S., 8 v. 0.15 a., 6/9 doz.

## VOLUME CONTROLS with long spindles, all values less switch, 2/9; with S.P. switch, 3/9.

## WIRE WOUND POTS : 20 ohms, 30 ohms, 1,000 ohms, 5K, 50K (medium length spindles), 2/9. 220 ohms, 2K, 10K, 20K, 50K Preset type, 1/9 ea.

## AMMETERS. Moving coil. G.E.C. 0-5 amps., 2in. scale, 12/6.

## ELECTROLYTICS (Current production. NOT ex-Govt.).

## Tubular Types

8µF 450 v.	1/11	16µF 450 v.	2/9
8µF 500 v.	2/9	24µF 350 v.	2/11
16µF 350 v.	2/3	32µF 350 v.	2/11
16µF 450 v.	2/9	32 mfd. 450 v.	4/9
16µF 500 v.	3/9	40µF 450 v.	4/9
24µF 350 v.	3/3	64 mfd. 450 v.	4/9
32µF 350 v.	3/9	8-8µF 350 v.	3/9
32 mfd. 500 v.	5/9	8-8µF 450 v.	3/11
8-16µF 500 v.	4/11	8-16µF 450 v.	4/6
25µF 25 v.	1/3	16-16µF 450 v.	4/11
50µF 12 v.	1/2	16-16 mfd. 500 v.	5/9
50µF 50 v.	2/3	16-32µF 350 v.	4/9
Can Types		32-32µF 350 v.	4/9
8 mfd. 450 v.	2/3	32-32µF 450 v.	5/11
8 mfd. 500 v.	2/11	64-120 mfd. 350 v.	7/6
16 mfd. 350 v.	1/11	3,000 mfd. 6 v.	5/9

## MISCELLANEOUS EX-GOVT. ITEMS

Slyedock Fuses, 15 amp., 1/9. Bulgin panel mounting Fuseholders (ex-equip.), 11d. Bulgin octal type moulded Bakelite, 5-pin or 7-pin Plugs and Sockets, 1/11 pr. Earphones (Single), low resistance, 1/3.

## EX-GOVT. ACCUMULATORS with non-spill vents. Unused and guaranteed. 2 v. 16 A.H. Size 7 1/4-4-2in., 4/9 ea. Or set of 3 wired for 6 volts in wood carrying case 9-7-5in., 13/9, plus 2/8 Carr.

## P.M. SPEAKERS. All 2-3 ohms. 5in., Goodmans, 14/9, 6in. Elac., 14/11, 6in. Plessey with Pentode Trans., 14/11, 8in. Plessey, 15/9, 8in. R.A. Heavy duty, 18/9, 10in. Goodmans, 31/-, 10in. Plessey, 18/6, 10in. Rola with Trans., 29/6, 12in. Truvox, 49/9.

## M.E. SPEAKERS. All 2-3 ohms, 6in. Rola field 700 ohms, 11/9, 10in. R.A. field 600 ohms, 23/9. 10in. R.A. field 1,500 ohms, 23/9. 10in. R.A. field 1,000 ohms, 23/9.

## EX-GOVT. WIRE WOUND POTS. (Ex-equip., insulated spindles). Bakelite type, spindles approx. 1in. 2K, 2.5K, 5K, 15K, 20K, 50K, 100K, 2/3 ea.

## Primaries 200-230-250 v. 50 c/s.

FULLY SHROUDED UPRIGHT MOUNTING	
250-0-250 v. 60 mA., 6.3 v. 2 a., 5 v. 2 a., Midget type 2 1/2-3-3in.	16/9
350-0-350 v. 60 mA., 6.3 v. 2 a., 5 v. 2 a.	18/9
300-0-300 v. 60 mA., 12 v. 1.5 a., c.t.	18/11
250-0-250 v. 100 mA., 6.3 v. 4 v. 4 a. c.t., 0-4-5 v. 3 a.	25/9
250-0-250 v. 100 mA., 6.3 v. 0 a., 5 v. 3 a., for R1355 conversion	29/9
300-0-300 v. 100 mA., 6.3 v. 4 v. 4 a. c.t., 0-4-5 v. 3 a.	25/9
350-0-350 v. 100 mA., 6.3 v. 4 v. 4 a. c.t., 0-4-5 v. 3 a.	25/9
350-0-350 v. 150 mA., 6.3 v. 4 a., 5 v. 3 a.	33/9
350-0-350 v. 150 mA., 6.3 v. 2 a., 6.3 v. 2 a., 5 v. 3 a.	33/9
350-0-350 v. 160 mA., 6.3 v. 6 a., 6.3 v. 3 a., 5 v. 3 a.	45/9
350-0-350 v. 250 mA., 6.3 v. 6 a., 4 v. 8a., 0-2-6 v. 2 a., 4 v. 3 a., for Electronic Eng. Televisor 67/6	67/6
425-0-425 v. 200 mA., 6.3 v. 4 v. 4 a. c.t., 6.3-4 v. 4 a., c.t., 0-4-5 v. 3 a., suitable Williamson Amplifier, etc.	49/9
425-0-425 v. 250 mA., 6.3 v. 6 a., 6.3 v. 6 a., 5 v. 3 a.	65/6

## BAKELITE AND WALNUT VENEERED CABINETS



Size approximately 12in. x 6 1/2in. x 5in. Bakelite type available in Brown or Cream. Price of Cabinets 17/6 ea., carr. 2/8. Suitable fully punched T.R.F. 3-valve and rectifier chassis 3/9. Suitable fully punched superhet chassis (4 valves and rect.) 4/0. Dial Scales, 2 colour, 2 waveband, station named, glass 1/6. Dial Scales, 3 colour, 3 waveband, station named, glass 1/9. Suitable coloured Metal Backplates 1/3. "Push-on" Pointers 6d. T.R.F. Coils, 2 waveband with circuit 6/9. Drum Drives, complete 2/6. Constructional Envelope of an All Mains 2 wave T.R.F. Receiver (3 valves and rectifier) which can be built in any of above cabinets for approximately £4/15/-

## SELENIUM RECTIFIERS

L.T. Types		H.T. Types H.W	
2/6 v. 1 a. h.w.	1/11	70 v. 20 mA.	2/11
F.W. Bridge Types		90 v. 20 mA.	3/6
6/12 v. 1 a.	5/9	120 v. 40 mA.	3/11
6/12 v. 2 a.	9/9	150 v. 50 mA.	5/9
6/12 v. 4 a.	17/9	350 v. 50 mA.	7/9
6/12 v. 6 a.	22/9	250/350v. 80 mA.	8/9

## EX-GOVT. E.H.T. SMOOTHING CONDENSERS

.02 mfd. 5,000 v. Bakelite Tubulars	1/6
.02 mfd. 8,000 v. Cans	1/11
1 mfd. 2,500 v. Cans	3/6
1 mfd. plus .1 mfd. 8,000 v., large blocks (common negative isolated)	9/6

## SPECIAL PURPOSE EX-GOVT. VALVES (GUARANTEED)

VR91, 5/9. SP61 (VR65) 2/9, VR56 3/11, AC6Pen 5/3, 80, 6/11, 7193 1/3, 616 10/3, 954 1/11, 956 3/9, 6SH7Met 6/11, 12SC7GT 6/11, RK34 2/6, VU120A 2/9, SP41 (VR65A) 1/11.

## SMOOTHING CHOKES

250 mA. 7-10 H. 200 ohms	16/9
250 mA., 3 H. 50 ohms	11/9
100 mA., 10 H. 175 ohms	7/6
80 mA., 10 H. 350 ohms	5/6
60 mA., 10 H. 400 ohms	4/11
50 mA., 40 H. 1,000 ohms Potted	10/9

## ELIMINATOR TRANSFORMERS

Primaries 200-250 v. 50 c/s.	
120 v. 40 mA.	7/11
90 v. 10 mA., 8-0-8 v. 250 mA.	9/11

## OUTPUT TRANSFORMERS

Midet Battery Pentode 66: 1 for 3S4, etc.	3/6
Small Pentode, 5,000Ω to 3Ω	3/9
Small Pentode, 8,000Ω to 3Ω	3/9
Standard Pentode, 5,000Ω to 3Ω	4/9
Standard Pentode, 8,000Ω to 3Ω	4/9
Standard Pentode, 10,000 ohms to 3 ohms	4/9
Multi-ratio 40 mA. 30:1, 45:1, 60:1, 90:1, Class B Push-Pull	5/6
Push-Pull 8 watts 6V6s to 3 ohms	7/11
Push-Pull 10-12 Watts 6V6 to 3Ω or 15Ω	15/9
Push-Pull 10-12 Watts to match 6V6 to 3-5-8 or 15Ω	16/9
Push-Pull 15-18 Watts to match 6L6, etc., to 3Ω or 15Ω Speaker	22/9
Push-Pull 20 Watts high-quality sectionally wound, 6L6, KT66, etc., to 3 or 15Ω	47/9
Williamson type, exact to author's specification	85/-

## MICROPHONE TRANSFORMERS

100:1	5/9
-------	-----

## EX-GOVT. AUTO TRANSFORMERS 50 c/s

15-10-5-0-215-235 v. 200 watts	25/9
Double wound 10-0-200-220-240 v. input, 10-0-270-290-310 v. output 200 watts	27/9

## EX-GOVT. MAINS TRANSFORMERS.

All 230 v. 50 c/s input. 48 v. 1 a. output	9/6
Outputs 250-0-250 v. 40 mA., 6.3 v. 2 a., 5 v. 2 a.	10/9
350-0-350 v. 150 mA. 5 v. 3 a.	17/6

## VALVE SCREENING CANS. International Octal 3 piece, 10/6 doz., 1/3 each.

## EX-GOVT. SMOOTHING CHOKES

250 mA., 10 H. 50 ohms. Potted type	14/9
250 mA., 40 H. 200 ohms. Trop. type	17/6
250 mA. 20 H. 250 ohms. Tropicalised	13/9
250 mA. 10 H. 100 ohms.	12/9
250 mA. 5 H. 100 ohms. Potted type	9/6
250 mA. 3 H. 50 ohms Potted	7/6
150 mA. 10 H. 50 ohms	10/11
100 mA. 10 H. 100 ohms.	6/11
100 mA. 15 H. 450 ohms. Tropicalised	5/9
100 mA. 5 H. 100 ohms. Tropicalised	4/6
50 mA. 50 H. 1,250 ohms. Potted type	8/11

## EX-GOVT. T.V. TYPE TRANSFORMERS. All 230 v. 50 c/s input.

610-0-610 v. 150 mA., 300-0-300 v. 150 mA., 1,250 v. 250 mA.	19/9
2 v. 3 a., 2 v. 3 a., 2 v. 3 a., 2 v. 3 a.	8/9
375-345-0-345-375 v. 250 mA., 6.3 v. 6 a., 6.3 v. 6 a., 5 v. 3 a., 5 v. 3 a., 4 v. 3 a.	22/6
278-0-278 v. 80 mA.	7/9
350-0-350 v. 160 mA., 6.3 v. 6 a., 5 v. 3 a.	27/6
400 v. C.T. 150 mA.	
4 v. 6 a., 6.3 v. 6 a., 6.3 v. 0.6 a., 4 v. 6 a., 4 v. 3 a., 4 v. 3 a., 4 v. 3 a., 5 v. 2 a.	22/9

## EX-GOVT. BLOCK PAPER CONDENSERS

4 mfd. 500 v., 2/9	4 mfd. 1,000 v. 3/11
4 mfd. 750 v., 3/3	4 mfd. 2,000 v., 5/3
	8 mfd. 500 v. 4/9

## EX-GOVT. HEAVY DUTY FIL. TRANS.

All for 230 v. 50 c/s. input. 6.3 v. 10 a., 17/6, 22-23-24 v. 6 a., 19/6.

## EX-GOVT. CATHODE RAY TUBES

VCR517 (guaranteed full picture) (carr. 5/-) 29/6ea. ACR2X (guaranteed full picture) (carr. 5/-) 12/6ea.

## SPECIAL OFFERS. Germanium Crystal Diodes

1/11. Midget Mains Transformers (size approx. 2 1/2 x 2 1/2 in.). Screened Primary 220/240 v. 50 c/s. Output, 250-0-250 v. 60 mA. 6.3 v. 2.5 a. Only 11/9.

## CO-AXIAL CABLE. 75 ohms 1/2 in., 9d. yard.

Twin screened feeder, 8d. yard.

## EX-GOVT. CATHODE ISOLATING FILAMENT TRANSFORMERS. 6.3 v. to 6.3 v. c.t., 3/9 ea.

# R.S.C. 25 WATT "PUSH PULL" AMPLIFIER


Now firmly established and proving extremely popular, our All Quality Amplifier we consider to be the best value in amplifiers offered to-day. The volume of its high fidelity reproduction is completely controllable, from the sound of a quiet intimate conversation to the full glorious volume of a great orchestra. Its sensitivity is so high that in areas of fair signal strength it can be operated straight from a crystal receiver. Entirely suitable for standard or long playing records in small homes or in large auditoriums. For electronic organ or guitar or for garden parties or dance bands.

The kit is complete to the last detail, and includes easy to follow point-to-point wiring diagrams.

Twin volume controls with twin input sockets allow SIMULTANEOUS INPUTS for BOTH MICROPHONE and GRAM, or TAPE and RADIO. SEPARATE BASS and TREBLE CONTROLS giving both LIFT and CUT. FOUR NEGATIVE FEEDBACK LOOPS with 15 db in the main loop from output transformer to voltage amplifier. Frequency response  $\pm 3$  db. 50-20,000 c.p.s. Hum and distortion LESS THAN 0.5 per cent. measured at 10 watts. This is comparable with some of the highest priced amplifiers. Six B.V.A. valves, Marconi/Osram KT series output valves. A.C. only, 200-230-250 v. 50 c/s. input. 420 v. H.T. LINE. Paper reservoir condenser. Compact chassis. Matched components. OVERALL SIZE 4-10-in. approx. Output impedances for 3 and 15 ohms speakers.



Available in kit form at **9 gns.** Plus carriage 5/-  
Or ready for use 50/- extra.



**R.S.C. MASTER INTERCOMM. UNIT**, with provision for up to 4 "Listen-Talk Back Units" individually switched. A high gain amplifier enables speech and other sounds emanating from the rooms containing remote control units to be heard at the master control. The unit is in kit form and point-to-point wiring diagrams are supplied. A walnut veneered wood cabinet is included. Mains input is 200-250 v. 50 c/s. H.T. line 300 v. CHASSIS IS NOT "ALIVE." Ideal also for use as "Baby Alarm." Sound amplification 4 watts. Price only £5/19/6. "Listen-Talk Back Unit" as illustration can be supplied at 27/6 each. Full descriptive leaflet 1/-.

**R.S.C. BATTERY CHARGER KITS.** For mains input 200-250 v. 50 c/s. To charge 6 v. accumulator at 2 amps., 25/9.



To charge 6 v. or 12 v. accumulator at 2 amps., 31/6.  
To charge 6 v. or 12 v. accumulator at 4 amps., 49/9.

ABOVE KITS CONSIST OF BLACK CRACKLE STEEL CASE, MAINS TRANSFORMER, FULL WAVE METAL RECTIFIER, FUSES, FUSE-HOLDERS AND CIRCUIT. Due to careful design the use of resistors for regulation of charge has been obviated. The mean charging rates are as indicated above, and complete safety is ensured by fusing of both input and output. Chargers supplied assembled and tested for 6/9 extra.

**A PUSH-PULL 3-4 WATT HIGH-GAIN AMPLIFIER FOR £3/12/6**, plus carr. 2/6. For mains input 200-250 v. 50 c/s. Complete kit of parts including point-to-point wiring diagrams and instructions. Amplifier can be used with any type of feeder unit or pick-up. Output is for 2-3 ohm speaker. (We can supply a very suitable 10in. unit by Goodmans at 31/-) The amplifier can be supplied ready for use for 25/- extra. Full descriptive leaflet 9d.

**COLLARO 3-SPEED AUTOMATIC RECORD CHANGERS** (brand new), type RC521, complete with 2 plug-in P.U. heads. Mains input 200-250 v. Limited number available at only £9/19/6.

**COLLARO GRAM MOTORS, TYPE AC37.** Governor controlled at 78 r.p.m. Mains input 110-200-230-250 v. Shaded pole type, 35/-.

**COLLARO TAPE DESK MOTORS.** Shaded pole type. Clockwise or anti-clockwise. Mains input 110-200-250 v., 31/6.

**PERSONAL SET BATTERY SUPERSEDER KIT.**



Complete with case. Supplies 90 v. 10 mA. and 1.4 v. 250 mA. fully smoothed, from normal 200-250 v. 50 c/s. mains. For 4-valve superhet receivers. Price with circuit 35/9. Or ready for use 42/6. Size of unit 5-4-1 1/2 in.

**BATTERY SET CONVERTER KITS.** All parts for converting any type of battery receiver to all mains. A.C. 200-250 v. 50 c/s. Kit will supply fully smoothed H.T. of 120 v. 90 v. or 60 v. at up to 40 mA., and fully smoothed L.T. of 2 v. at 0.4 a to 1 a. Price complete with circuit and instructions only 48/9. Supplied ready for use for 7/9 extra.

**H.T. ELIMINATOR AND TRICKLE CHARGER KIT.** Consists of h.t. and l.t. transformer, h.t. and l.t. rectifiers, smoothing electrolytic, choke, and steel case. For mains input of 200-250 v. Output 120 v. 40 mA. and 2 v. 1/2 a. Price with circuit 29/6. Or in working order, 37/6.

**WILLIAMSON AMPLIFIER KIT.** Complete set of parts (exact to author's specification) for construction of the original amplifier.



PRICE COMPLETE 14 gns.

**R.S.C. TONE CONTROL-PRE-AMP. UNIT.** A complete set of parts for the construction of a very efficient but simple pre-amplifier and tone control unit. Suitable for use with any amplifier and pick-up. Fil. supply is self-contained. Overall size is 7 1/2-5 1/2 in. approx. Full descriptive leaflet 9d. PRICE INCLUDING WIRING DIAGRAMS 37/6. Or ready for use 15/- extra.

**CHASSIS**



18 s.w.g. undrilled aluminium amplifier type (4 sided)	
12in. x 9in. x 2 1/2in.	6/11
14in. x 9in. x 2 1/2in.	6/11
14in. x 10in. x 3in.	7/11
16in. x 10in. x 3in.	8/3
18 s.w.g. aluminium, receiver type. 6in. x 3 1/2in. x 1 1/2in.	1/11
7 1/2in. x 4 1/2in. x 2in.	2/9
10in. x 5 1/2in. x 2in.	3/3
11in. x 6in. x 2 1/2in.	3/11
16 s.w.g. aluminium, receiver type, 12-8-2 1/2in.	
16in. x 8in. x 2 1/2in.	5/3
20in. x 8in. x 2 1/2in.	7/6
20in. x 8in. x 2 1/2in.	8/11
16 s.w.g. aluminium, amplifier type, 4 sided.	
12in. x 8in. x 2 1/2in.	7/11
16in. x 8in. x 2 1/2in.	10/11
20in. x 8in. x 2 1/2in.	13/6
14in. x 10in. x 3in.	13/6

# RADIO SUPPLY CO. (LEEDS) LTD.

**32 THE CALLS, LEEDS 2**

Terms C.W.O. or C.O.D. No C.O.D. under £1. Postage 1/1 extra under £1, 1/9 extra under £3. Full Price List 6d. Trade List 5d. Open to Callers: 9 a.m. to 5.30 p.m. Saturdays until 1 p.m.



# Prices slashed at Clydesdale



### RI155 RECEIVER UNIT

Communications, D.F. and "Ham" 20, 40, 80, 5 ranges 18.75 Mc/s, 7.5-3 Mc/s, 1500-600 kc/s, 500-200 kc/s and 200-75 kc/s. Complete with 10 valves. SM drive, ME tuning, BFO, etc., in metal case 16½ x 9 x 9 in. External Power Supply required. APPEARANCE AS NEW ASK FOR X/E6

**£8.19.6** CARR. PAID  
APPEARANCE GOOD ASK  
FOR X/H916 **£6.19.6**  
CARR. 7/6 EXTRA.  
APPEARANCE ROUGH ASK  
FOR X/H898 **£5.19.6**  
CARR. 7/6 EXTRA  
Circuit 1/3.



### VISUAL INDICATOR TYPE 1. Ref. 10Q/2.

Dual reading Left/Right DF meter for RI155. 2½ in. Scale, Overall dim.: 3½ x 2½ in. In used condition.

ASK FOR X/H862A **12/6** Each POST PAID

### LOOP AERIAL TYPE 17 10D/16950.

NOT designed for RI155, but could be used. NO Housing, scaled 0-350 degrees. Wgt. 2½ lb. ASK FOR X/H938 **21/-** Each POST PAID

### TI154B TRANSMITTER UNIT

Medium/High powered, for C.W.-M.C.V.-R/T. 3 Ranges 10-5.5 Mc/s, 5.5-3 Mc/s, 500-200 kc/s. Complete with 4 valves, etc., in metal case 14 x 16½ x 8 in. External Power Supply required.

ASK FOR X/E5A **39/6** Each CARRIAGE 7/6 EXTRA  
Circuit 2/3

### POWER UNITS for TI154/RI155 UNITS

Types 33 or 33B. Input 24 v. D.C. 16 a. Output 1,200 v. D.C. 200 mA. ASK FOR X/E7A.

Types 35 or 35A. Input 18 v. D.C. 12 a. Outputs 7.2 v. D.V. 13 a. and 225 v. D.C. 110 mA. ASK FOR X/E8A.

Each a Motor Generator Unit, smoothed, etc., in metal case 16 x 7½ x 6 in.

LOOSE STORED

ANY UNIT **42/6** Each CARRIAGE PAID

### TEST SET SE2 PATTERN NO. W5799

Brand New

Contains:—Wavemeter, oscillator and noise generator working on frequency of 180 to 220 mcs. Valves are 1/6X5, 1/655, 1/L63, 2/EA50, 1/EC52, 1/E1468. Mains Transformer 80V., 180V., 230V., 50-2,000 cps., 10-500 microamp meter. All sections are separately screened with their own brass boxes, which are silver plated. Complete with leads and attenuator in wooden case. Grey finish. Size 20 x 10 x 11 ins. Wgt. 55½ lbs. Calibration chart on lid of box.

ASK FOR X/H937 **£3.19.6** Each CARRIAGE PAID

### OSCILLATOR (SIGNAL GEN.) TYPE 35

Ex. Admiralty. Robustly constructed Signal Generator with frequency coverage 15-600 kc/s. 0.8-25 mcs. in 11 switched bands, 200-1 ultra S.M. Drive. Input 200V. D.C. H.T. and 250V. A.C. or 12 V. D.C. for valve heaters, L.T. Supply. Shorting strips for altering heater circuit beneath valves. Valve types KTW61 and 2/DL63 or equiv. NOT SUPPLIED. Chassis and Panel construction in steel and finished in grey and black. Dim.: 28 x 7½ x 12 ins. Wgt. 71 lbs. LESS VALVES.

ASK FOR X/E787 **£6.19.6** Each CARRIAGE PAID

### A UNIVERSAL ELECTRIC MOTOR.

For 200/250 v. A.C. or D.C. Mains. By simple external wiring, full data supplied. New method gives better than 1/6th h.p. Using Ex-R.A.F. Motor Generator, dim.: 11 x 5½ x 5½ in.

TYPE 29. ASK FOR X/E880.  
TYPE 28. ASK FOR X/E880A.  
EITHER UNIT **25/-** CARRIAGE PAID

Or giving slightly less power, ½ h.p. Motor Generator Type 30.

ASK FOR X/H488 **19/6** Each CARRIAGE PAID

### ROTARY TRANSFORMER TYPE 44,

Ref.: 10KB/409.

Input 18 v. D.C. 3.13 a. Output 450 v. D.C. 0.05 a. Spindle extended each end. Dim.: 8½ x 3½ x 3½ in.

ASK FOR X/H845 **12/6** Each POST PAID

### STARTER MOTOR TYPE FE-I CA4750,

Heavy Duty 24 v. D.C. Starter Motor, as used in Aircraft, with recessed splined spindle, 6 hole end etc. dim.: 8½ in. long 4½ in. dia.

ASK FOR X/H870 **10/-** Each CARRIAGE PAID

## STILL AVAILABLE As detailed in September Issue.

### JEFFERSON-TRAVIS UF 2

Transceiver Chassis. (U.S.A. made)

Less valves, partly stripped by the M.O.S.

ASK FOR X/H518 **17/6** Each CARRIAGE PAID  
Circuit 2/6.

### BC-456 SPEECH MODULATOR UNITS.

ASK FOR X/E42 **27/6** Each CARRIAGE PAID  
Circuit 1/3.

### S-440-B VHF TRANSMITTER CHASSIS.

Less valves, partly stripped by the M.O.S. CARRIAGE PAID

ASK FOR X/H517 **15/-** Each CARRIAGE PAID  
Circuit 1/3.

### MODULATOR 169.

BRAND NEW. In original wood case.

ASK FOR X/H713 **21/-** Each CARRIAGE PAID

### WS-18 RECEIVER CHASSIS

ASK FOR X/H22 **25/-** Each POST PAID

### WS-18 TRANSMITTER-RECEIVER CHASSIS.

Partly stripped by M.O.S.

ASK FOR X/H349 **33/6** Each CARRIAGE PAID

### GYRO ANGLING POWER UNIT 9/2201.

ASK FOR X/E874 **12/6** Each POST PAID

### MONITOR CRYSTAL TYPE 2 10T/11390.

Less valves and Crystals. POST PAID

ASK FOR X/H872 **5/-** Each I/- EXTRA

### FLUXMETER TYPE I. WY 0023.

ASK FOR X/H361 **55/-** Each CARRIAGE PAID

### RECORDER MK. II 24 VOLTS.

ASK FOR X/H88 **27/-** Each POST PAID

RECEIVER CHASSIS, RANGE 150-200 mcs. Contains: 1 Transformer prim 85M. henries, sec. 155M. henries, 5 coil in cans, 3 957 acorn valves, 4 acorn valve bases, 9 1.0 Valve-bases, 1 25pf. miniature tuning condenser with knob and coupling, 4 co-ax. sockets. On metal chassis size 8in. x 13in. x 5in. Wgt. 8½ lbs. ASK FOR X/H940 **21/-** Each POST PAID

### EGG INSULATOR TYPE H6, 10B/153

Standard, medium, large, insulator finished in brown. 3in. long, 2 in. max. dia.

ASK FOR X/E192 **1/9** Each POST PAID  
Box of 4 for 5/6. Gross lots for £7/4/-.

### SUPPLY UNIT RECTIFIER for No. 43

Transmitter

Ex. Cdn. Army in original wood case.

Input 110 volts A.C. 50/60 c/s. 1.7K. V.A. Output (HT1) 2,100V. 375mA. (HT2) 500V. 400mA. plus HT Lines. 450V. 275V., also 383V. regulated and neg. bias 250V. 150V. 80V. Making 3 complete power supplies all fed via double choke, condenser.

Input circuits. Valves are 4/866A/866, 5Z3, 6SJ7, 2/6A3, VR150/30 (Stab.) and IV. (Time Delay).

The complete unit mounted in metal case with lid shock mounted. Dim.: 2ft. 6in. x 1ft. 6in. x 1ft. Finish olive drab. Wgt. 420 lbs.

ASK FOR X/H26 **£25** Each CARRIAGE PAID

### SELSYN MOTOR TYPE 5J/2512

Ref.: No. W.325A.

230 volts A.C. input single phase, torque transmission value 45 lb./ins. with 2in. long, ½ in. shaft. Overall 12½ x 7 ins. diam. With fixing base.

ASK FOR X/H83 **39/6** Each CARRIAGE PAID

### POWER UNIT TYPE 266 in Transit Case

Input 80V 1.5K cps. A.C. Outputs HT 120V. D.C. bias 3 and 9V. L.T. 2V. Smoothed and Stabilized. Complete with 5U4G valve VS110 stabilizer. 12V. IA metal Rectifier, etc., etc. in attractive metal case with handles. Dim.: 11 x 9½ x 7½ ins.

ASK FOR X/E870 **22/6** Each CARRIAGE PAID

### MAGNETIC MARCHING COMPASS Mk. I

ASK FOR X/H406 **12/6** Each POST PAID

### PUMP, DESSICATOR, Adm. Patt. No. 12128

for Telescopes and Binoculars.

ASK FOR S/H358 **£3.10.0** Each CARRIAGE PAID

### ROTARY CONVERTER TYPE 195.

ASK FOR X/H914 **£5.19.6** Each CARRIAGE PAID

### AMPLIFIER A1363.

For Battery operation.

ASK FOR X/E898 **8/6** Each POST PAID

### GUN SIGHT PROJECTOR UNIT TYPE 30

ASK FOR X/H882 **19/11** Each POST PAID

### THROAT MICROPHONE. Ref. ZA.13935.

ASK FOR X/E14 **3/11** Each 6d. EXTRA

### THROAT MICROPHONE. Ref. ZA.1937A.

ASK FOR X/H955 **4/11** Each 6d. EXTRA

### THROAT MICROPHONE.

(U.S.A. made.)

ASK FOR X/H57 **3/11** Each 6d. EXTRA

### MICROPHONE. Ref. 10A/14381.

(Flying Helmet Type.)

ASK FOR X/E16 **3/11** Each 6d. EXTRA

### CARBON HANDSET MICROPHONES

No. 8 Ask for X/H480.

No. 4A Ask for X/E13.

EITHER UNIT **7/6** Each POST PAID

### CARBON POWER MICROPHONE.

And Moving Coil Headphone Assembly. Ref. ZA17604. In Original Carton.

ASK FOR X/E13 **15/-** Each POST PAID



**CANADIAN R.E.L. BINOCULARS**

Brand New and guaranteed optically perfect. Individual eye-piece focussing (dioptr setting) and variable inter-ocular setting, leather neck-strap.

In original cartons Magnification 6 x 30. **ASK FOR X/H920** **£8.19.6** Each **POST PAID**

In fitted Leather Case. Magnification 7 x 50. **ASK FOR X/H921** **£21.10.0** Each **POST PAID**

**PLOTTER FIELD Mk. IV, Ref. OS.739A**  
A precision made Protractor Unit, first-class condition. With 2 scales 0-180 deg., moving crossarms, scaled 21-65 each 12½ in. long. Straight edge base scaled 0-3500 length 25in. fully extended. In soiled leather case 16 x 5½ x 2in. **ASK FOR X/H864** **9/11** Each **POST PAID**

**ELECTROSTATIC KILOVOLT METER.**  
Range 0/2 kV. 2½ in. round mld. case, drilled flange. **ASK FOR X/E333** **27/6** Each **POST PAID**

**500 MICROAMP METER REF. ZN2106**  
For WS-18 Transmitter. 2in. round, clip mounting case. Res. 500 ohms. **ASK FOR X/E303** **15/-** Each **POST PAID**

**WALNUT-FINISH WOOD RADIO CABINET.**  
Dim.: Internal 8½ x 15½ x 7½ in. approx. External 9½ x 17 x 8in. approx. **ASK FOR X/H394** **12/6** Each **POST PAID**

Or Cabinet as above with 3 waveband glass dials, expanded metal L.S. Grill, 3 knobs 1½ in. dia. fluted type. **ASK FOR X/H945** **17/6** Each **POST PAID**

**PLASTIC RADIO CABINET.**  
Dim.: Internal 11 x 6½ x 4½ in. approx. External 12 x 7½ x 6½ in. approx. **ASK FOR X/H720** **12/6** Each **POST PAID**

**AERIAL SYSTEM TYPE 62.**  
U.H.F. Antenna on streamlined moulding with VR92 (EA50) untuned detector stage. Overall dim.: 13½ x 4½ x 2½ Antenna 22.5 cm. **ASK FOR X/H496** **3/6** Each **9d. EXTRA** **POST PAID**  
Circuit 1/3.



**AERIAL ROD.**  
15in. lengths, copper plated steel tube, ferruled to interlock and an Aerial of desired length. ½ in. dia.: Ask for X/H709. ¼ in. dia.: Ask for X/H710. **EITHER SIZE** **5/6** Doz. Lengths **6d. EXTRA** **POST PAID**

**RADAR REFLECTOR AERIAL MX-137/A.**  
Spider Web mesh Aerial in original moisture proof carton, with assembly instructions. **ASK FOR X/E175** **4/11** Each **9d. EXTRA** **POST PAID**

**STAINLESS STEEL AERIAL WIRE**  
7/015 in reels of approx. 1,600ft. made by Temco. **ASK FOR X/E143** **25/-** Per Reel **CARRIAGE PAID**

**DINGHY TELESCOPIC MAST.**  
Aluminium Telescopes from 14½ in. to 7½ ft. Seven sections, base dia. ½ in., top dia. ¼ in. Wgt. 4 oz. **ASK FOR X/H489** **4/6** Each **6d. EXTRA** **POST PAID**

**MORSE PRACTICE BOARD ONLY.**  
Comprises Key, buzzer, and phone terminals on board 6½ x 6½ x ½ in. with battery clamps. **ASK FOR X/E1X** **5/6** Each **9d. EXTRA** **POST PAID**

**Further Reductions**

**CALIBRATOR UNIT R.D.F. No. 1 ZA.14401.**  
In Original Wood Case. Complete with valves 2/VR65 (SP61), 2/VR66 (P61), 2/VR92 (EA50) 5Z4G and VGT128 (GTK) 80 v. 400 c/s Power Supply, condensers, resistors etc. Dim.: 13 x 7½ x 9½ in. **ASK FOR X/H829** **21/-** Each **CARRIAGE PAID**

**TEST OSCILLATOR TS-24/ARR-2.**  
(U.S.A. made.)  
For alignment of TBX Aircraft Receivers. H.F. Osc. signal of 245 Mc/s. L.F. Osc. tuned 540-830 kc/s. 2/955 acorns, safety time switch, calibrated dial, etc. Complete less batteries. In metal box 9½ x 7½ x 7in. **ASK FOR X/H364** **21/-** Each **CARRIAGE PAID**

**TEST OSCILLATOR TS-24A/ARR-2.**  
(U.S.A. made.)  
As TS-24/ARR-2 but having additional cone modulation section, with further 955 acorn, this provides optional Audio Signal Switch controlled. **ASK FOR X/H364A** **27/6** Each **CARRIAGE PAID**

**TEST SET TYPE 102.**  
A 250 v. A.C. 50 c/s Test Set emitting 25 c/s and 50 c/s synchronising pulses. Amplitude calibrated 0/2 a. and 1.4 watts for output lamp. Complete with valves, 6J5 and CV18 (double triode) photo-meter type comparator, spare lamps, output cable, etc., in steel box 11 x 9 x 10in., with carrying handle. **ASK FOR X/H561** **21/-** Each **CARRIAGE PAID**

**AMPLIFIER A1271. Ref.: 10U/549.**  
Used with T/R's 1133, 1143, 1143A, 1430, 1464, and Aerial System type 62. With valve VR56 (EF36) Relay, Transformers, etc., in metal case, dim.: 5 x 5 x 4½ in. **ASK FOR X/H532** **4/11** Each **POST PAID**  
Circuit 1/3.

**F24 AIRCRAFT CAMERA**  
in Transit Case  
Lens 5 inch F/4, with internal iris diaphragm stops to F/11, fixed focus set at infinity, screw in housing projects 5½ in. Focal plane shutter speeds 1/60th to 1/1,000th of a second and time, fitted




in film magazine designed for 5½ in. wide film, picture size 5½ x 5½ in. Shutter release and rewind spindle fits standard spanner. Hand operated as it stands. Net. wgt. 17 lbs. Packed in fitted transit case 42 lbs. Dim.: body 6½ x 9 x 9½ in. overall incl. lens housing 11½ x 9 x 9½ in. Provision for external motor drive (not supplied). Lens housing grooved for fitting to aircraft camera port. A precision Air Survey Camera, could be adapted for Laboratory, Industrial or Portraiture uses. **ASK FOR X/H302** **£4.19.6** **CARRIAGE PAID**

**14 INCH F/5.6 LENS FOR F24 CAMERA**  
Complete with Iris, Filter, Mount and Extension in Transit Case. **ASK FOR X/H563** **£9.19.6** Each **CARRIAGE PAID**

**INEXPENSIVE T.V.**

**INDICATOR UNIT TYPE 62A** with EF50's Containing VCR-97 Tube and Valves. 12-VR91 (EF50) 4-VR65-CV118 (SP61) 3-VR92 (EA50) 2-VR-54 (EB34), etc., etc., in metal case 18 x 18½ x 11½ ins. Used, good condition. **ASK FOR X/H868** **79/6** Each **CARRIAGE PAID**



**INDICATOR UNIT TYPE 62.**  
Used, good condition. **ASK FOR X/E774** **49/6** Each **CARRIAGE PAID**

**INDICATOR UNIT TYPE 6.**  
In original wood case. **ASK FOR X/H524** **89/6** Each **CARRIAGE PAID**

**INDICATOR UNIT TYPE 6H.**  
In Original Wood Case. **ASK FOR X/E777** **89/6** Each **CARRIAGE PAID**

**INDICATOR UNIT TYPE 305**  
Brand New. Ref.: 10QB/6504  
Contains:—VCR524A-VCR525, 7 EF50, 2 VR54, 6 EA50, 2 .01 high voltage condensers, 3 relays 4 make, 4 break, 500 ohm. coil. Numerous condensers, Pots., and Resistors. Dim.: 12 x 7 x 18 ins. Wgt. 30 lbs **ASK FOR X/H943** **£3.19.6** Each **CARRIAGE PAID**

**SCPI CATHODE RAY TUBE.**  
In Original Carton.  
6in. Electrostatic type, Heaters 6.3 v. 0.6 a. **ASK FOR X/H529** **19/6** Each **POST PAID**

**Ion Trap Magnet Assembly.** Mfg. Surplus. Type IT/6 by Elac for 35 mm. tube neck. **ASK FOR X/H919** **2/6** Each **EXTRA**

**IF/AF AMPLIFIER UNIT R1355**  
In transit case. With valves, IF frequency 7.5 mcs. Dim. 1 8x 8½ x 7½ ins. Used, good condition. **ASK FOR X/E770A** **37/6** Each **CARRIAGE PAID**

**ALSO STILL AVAILABLE**  
**R1355** as above but loose stored. **ASK FOR X/E770B** **22/6** Each **CARRIAGE PAID**

**R.F. Unit Type 24.** In Original Carton. Switched tuning 20-30 Mc/s with valves, etc. **ASK FOR X/H850** **22/6** Each **POST PAID**

**R.F. Unit type 25.** In Original Carton. Switched tuning 40-50 Mc/s with valves, etc. **ASK FOR X/H847** **22/6** Each **POST PAID**

**R.F. Unit Type 27.** With broken dial. Variable Tuning 65-85 Mc/s with valves, etc. Used, good condition. **ASK FOR X/E771** **39/6** Each **POST PAID**

**THE POWER UNIT TYPE 285**  
Ready made for T.V.  
A.C. mains Input 230V. 50 cps. Outputs E.H.T. 2K.V. 5mA. HT. 350V. 150mA. LT 6.3V. 10A and 6.3V. 5A. Fully smoothed and rectified with valves VU120, 5U4G, VR91 (EF50) plus cond., Resistors, etc. **ASK FOR X/H947** **£4.19.6** Each **CARRIAGE PAID**

Order direct from:—

**CLYDESDALE**

Phone: South 2706/9

SUPPLY 2, BRIDGE STREET GLASGOW - C.5

Branches in Scotland, England and Northern Ireland

**"UNITELEX PRIMA" PORTABLE TAPE RECORDER:** We are appointed stockists for this recorder. Features include ultra-modern cabinet design, giving exceptional lightness and portability without sacrifice of quality. Push-button control on mechanical side, twin-track heads, dual-speed (7 1/2 in. and 3 1/2 in. per sec.), giving up to two hours playing on one reel of tape; latest type miniature valves used; genuine 10 kcs. response; separate bass and treble controls; magic eye recording level indicator; provision for use as straight playback amplifier from record players or changers; 4-watts output to internal 10in. elliptical high-flux speaker, with provision for feeding two external speakers or amplifiers. Price, complete with filter cell microphone housed in recorder, and with 1,200ft. reel of high coercivity tape, 57 guineas. H.P. terms 19 gns. deposit, 12-monthly payments of £3/11/6. Send 2 1/2d. stamp for illustrated brochure.

**GARLAND AMPLIFIER ACIV.** A high-fidelity gramophone or microphone amplifier with a maximum output of 11.5 watts. The exceptionally wide frequency range (20-30,000 cs. ± 1 db.) and extremely low harmonic distortion (0.5 per cent. at 1,000 cs. for 8 watts output) are unusual among amplifiers in this price bracket. Separate high and low gain inputs, bass, treble and volume controls. Output to 150 ohm or 3 ohm. speaker. Standard valves throughout. Price 15 guineas, plus 15/- carriage, etc. Weight 20 lb.

**SPECIAL OFFER. COLLARO RC 3/521 3 SPEED AUTO-CHANGER** with 2 plug-in heads. £9/19/6.

**COLLARO 3 SPEED RECORD PLAYER DESKS** with 2 plug-in ortho-dynamic heads. £6/8/6. Limited stock only.

**MAGNETIC RECORDING COMPANY PORTABLE TAPE RECORDER,** single speed (7 1/2 in.), twin track; magic eye recording level indicator, 3 watts output provision for mixing. Price complete 48 guineas.

**BELLING AND LEE PLUGS AND SOCKETS.** 5 way, 2/-; 7 way, 2/3 complete.

**JONES PLUGS AND SOCKETS.** 6 way, 1/9; 8 way 2/- complete.

**GOODMANS H6 OUTPUT TRANSFORMERS.** Rated up to 30 watts push-pull; ten-section wound on silicon steel laminations with primary inductance of 100 H and negligible leakage inductance and capacitance. Primary 10,000 ohms C.T. Secondary 3.75 plus 3.75 ohms. Price £3/3/-, plus 2/6 p. and p.

**TAMSA TYPE 100 TAPE RECORDING HEADS.** As used by the leading commercial tape recorder manufacturers. Housed in chromium plated brass case on adjustable mounting. Record/playback heads have 1/4-thou. gaps and erase heads have 2.5 thou. gaps. These heads are of high impedance. Price 45/- each.

**VARLEY MAINS TRANSFORMERS.** Primary 10.0-200-220-240 volts. Secondary 300-0-300 volts at 150 mA., 5 volt at 3 amps., 6.3 volt at 4 amps., 6.3 volts at 1 amp. Open type construction. Price 45/-, post 2/6.

**BRENETTE MICROPHONES.** Large sales of these popular microphones has enabled us to make substantial reductions in the prices. The following range is available: Type 9ND: Multi-directional ball-type, in black and chrome, £2/2/-, post 2/-. Type 7D: Directional type, for instrumental or vocal use; black and chrome, £3/15/-, post 2/6. Type 11A: A wide-frequency-response microphone, in brown cast case with chrome grille, £5/5/-, post 2/6. Type 13U: A highly sensitive studio microphone with outstanding frequency characteristics. Flexible mounting enables it to be used directionally or not as required. Black and chrome finish, £6/6/-, post 3/6.

**TWO GANG TUNING CONDENSERS.** 0.0005 mfd., with fixing feet. Price 7/9 each.

**THYRATRONS.** Type NGTI (CV1141), 4 volt heater. Price 5/6 each.

**E.H.T. PLUGS AND SOCKETS.** 1/- complete.

**PYE 1/2 COAXIAL PLUGS AND SOCKETS.** 1/- per pair, complete.

**4-WAY MOULDED PLUGS AND SOCKETS.** 2/6 per pair.

**L.F. CHOKES.** 10 Henry, 70 mA. Price 4/9 each.

**ENGRAVING TOOL.** For 200-240 v. A.C. mains. Suitable for use on metals or plastics. Price 10/- each.

**COAXIAL CABLE.** Stranded centre conductor, 1in. diameter, 80 ohms, 4/6 per 1/2 doz. yds.

**CONDENSER CLIPS.** Vertical mounting 1in., 4d.; 1 1/2 in., 4 1/2d.; Horizontal mounting, 1 1/2 in., 4d.; Double, 1 1/2 in., clips, 4d. Minimum order 3/-.

**CATHODE-RAY TUBES.** Type 5CP1. 5in. green screen, electrostatic focussing and deflection. Callers only. Price 22/6 each.

**PAXOLIN PANELS.** 3 1/2 in. x 1 1/2 in. x 3/32 in. 5/- per 100. 2 1/2 in. x 2 in. x 1/16 in., 6/- per 100 Many thousands available.

**CRYSTAL DIODES.** Germanium Vacuum sealed glass type with wire ends, 2/6 each or 24/- per dozen.

**CARBON RESISTORS.** 1/2 watt, 3/6 per doz. (minimum). Virtually all standard values in stock. Nearest value supplied, unless otherwise stated.

**SILVER MICA OR CERAMIC CONDENSERS (pFs).** 2, 4, 10, 15, 27, 30, 50, 75, 100, 160, 200, 220, 300, 330, 350, 500, 1,000, 2,000, 4,500, 4,700. All at 4/- per doz. (minimum quantity).

**MOULDED MICA CONDENSERS.** .01 mfd. 500 v., 5/- per doz. (minimum quantity).

**EHT CONDENSERS.** .001 mfd., 5kV. A.C. Test, 1/6 each or 15/- per doz. .02 mfd., 5kV, D.C. working, 1/6 each or 15/- per doz.

**GARLAND AMPLIFIER ACII.** Self-contained general-purpose amplifier, providing 3.5-watts output. All power supplies derived from mains transformer, ensuring isolated chassis. Standard valves throughout. Volume and Tone Controls incorporated. Negative feedback loop. Price £6/12/6 plus 5/- carriage, etc. Weight 10 lb.

**THE LATEST LANE TAPE TABLE.** Incorporating three heavy duty Lane motors; fast rewind and wind-on without tape handling; automatic braking; high impedance half-track heads; hub locking device. Tape speed 7 1/2 per second. Price £17/10/-. Carriage 10/-.

**OUTPUT TRANSFORMERS.** Standard pentode matching to 2/4 ohms. Price 4/6 each.

**ROTARY TOGGLE SWITCHES.** 4 pole buttoning. Price 1/6 each.

**EXTENSION SPEAKER CABINETS,** modern design in walnut. For 6 1/2 in. speaker 19/6; for 8 in. speaker 21/-.

**CV73 A HEAVY DUTY BEAM TETRODE** for pulse operation, also used in stabiliser circuits. 5/- each.

**MR COMPANY AMPLIFIER,** only suitable for use with Lane, Motek or other high impedance desks. £15.

**MAGNETIC TAPE.** Now available, the new Scotch Boy High Coercivity Tape MC2-III, with higher output and signal-to-noise ratio. Price 35/- per 1,200ft. reel. Still available: Scotch Boy MC1-III: 1,200ft., 35/-; 600ft., 21/-; 300ft., 12/3. Spare 7in. spools, 4/3. Ferrovoice, the new kraft-based medium coercivity tape: 1,200ft., 22/5. Spare 7in. spools, 4/6. Magnetophone Tape: £2 per 1,200ft. reel.

**ZINC PLATED CHASSIS.** 13 1/2 x 6 x 2 1/2 in. drilled for five valves, 2/6.

**DUMMY AERIAL LOADS.** Tapped at 20, 10 and 5 ohms, 100 watts. British 5-pin base. Callers only, 1/6 each.

**PLASTIC SPEAKER CABINETS.** Louvred for 5in. speaker. Callers only. Price 10/- each

**IGNITION SWITCHES.** Low voltage, high current, in bakelite case. Price 9/- per doz.

**S.W. TUNING CONDENSERS.** 160 pF. with fixing feet. Price 2/3 each.

**FLEX CONNECTORS.** 2 1/2 x 1/2 in., for 250 v., 1/- complete.

**TRIMMERS.** 50+50 pF, 100+100 pF, 100+500 pF, 500+500 pF, ceramic mica, 9d. each; 250 pF, 1,000 pF, 9d. each; 50 pF, 75 pF, airspaced pre-set, 1/3 each; 75 pF, air-spaced, 2in. spindle, 2/- each. 33 1/2 per cent. discount in dozen lots.

**LINE CORD.** 3-way, 0.3 amp., 60 ohms per foot, 1/9 per yard.

**ELECTROLYTIC CONDENSERS.** These are current production, not surplus stocks. 32 mfd., 450 volts, 250 mA. ripple, can., 4/6; 8 mfd., 450 v., 1/9; 8+8 mfd., 450 v., 3/3; 8+16 mfd., 450 v., 4/-; 8+32 mfd., 450 v., 4/6; 16+16 mfd., 450 v., 5/-; 32+32 mfd., 350 v., 3/6 mfd., 25 v., 1/9; 50 mfd., 12 v., 1/9.

**MAINS DROPPERS.** Standard 0.2 and 0.3 amp. Price 3/9 each.

**HEATER TRANSFORMERS.** 230 v. input, 6.3 v., 1.5 amp. output, 6/- each.

**MOULDED BAKELITE ESCUTCHEONS.** 8 1/2 in. x 2 1/2 in. with opening 6 1/2 in. x 1 1/2 in., 4/6 per 1/2 doz.

**MINIATURE LIGHT WEIGHT RELAYS.** 270 ohm, 18 v. Single pole on-off. Ex-American equipment. Price 2/9 each, 13/6 per half-dozen.

**MICA "POINT ONES."** Actual value 0.108435 ± 0.5 per cent. Suitable for use on A.C. mains voltage. Special offer at 1/- each, 9/- per doz. or £3 per 100.

**ELECTROLYTIC CONDENSER OFFER.** Tubular cardboard cased, with wire ends, 8 mfd., 450 v. wkg., 525 v. surge, 2/- each, 21/- per doz. Current production.

**TRUVOX TAPE DESK MARK III.** Incorporating high impedance mu-metal twin-track heads. Two-speed capstan, for tape speeds of 7 1/2 and 3 1/2 inches per second. Three heavy-duty motors allowing for fast forward and rewind facilities without tape handling. All controls operated by electrically and mechanically interlocked push buttons. Price £23/2/-. Send S.A.E. for full particulars. Plus 10/- carriage, etc. Delivery from stock. Send 2 1/2d. stamp for details of this and of suitable amplifier.

**AERIAL AND OSCILLATOR COILS.** For medium and short waves. Price 5/- per set of 4 coils.

**HEADPHONES.** 4,000 ohms, per pair, 11/-.

**SWITCH SOCKETS.** Flush mounting 250 volt, 3 pin, 5 amp., bakelite. Price 3/6.

POTENTIOMETERS					
Ex-Govt. or Manufacturers Surplus.					
Value	Track	Watt-	Spindle		
		age	length	Price	
33	Carbon	1	1in.	1/9	
2.2k	W/W	5	5in.	3/9	
3k	C/Trop	2	1/2 in.	1/3	
3k	W/W	5	Pre-set	2/6	
5k	"	2	1/2 in.	2/6	
8k	"	5	1/2 in.	2/3	
10k	C/Trop	2	1/2 in.	1/9	
10.4k	W/W	5	1/2 in.	3/-	
20k	"	3	Pre-set	1/9	
20k	"	5	1in.	3/-	
20k	C/Trop	2	1/2 in.	1/3	
25k	W/W*	5	1/2 in.	3/-	
25k	C/Mini	1/2	Pre-set	9d.	
50k	W/W*	3	1/2 in.	2/6	
50k	C/Mini	1/2	1/2 in.	9d.	
100k	"	1/2	1/2 in.	9d.	
200k	Carbon	1	1/2 in.	1/3	

All new and unused. \* Spindle diam. 1/2 in. in all cases. \* are earthed slider. Above prices less 20 per cent. in dozen lots, less 33 1/3 per cent. in 100 lots.





**RECTANGULAR KNOBS.** Size 1 1/4 in. x 1/2 in., with gold indicating spot; to fit standard 1/8 in. spindles. Price 5/- per doz., 37/6 per 100.

- BOOKS FOR RADIO ENGINEERS.**
- Mullard Valve and Service Reference Manual 5/-
  - Mullard Amateurs Guide to Valve Selection 1/6
  - Osram Valve Manual, Part I 5/-
  - Brimar Radio Valve and Teletube Manual 5/-
  - Wireless World Radio Valve Data, 3rd edition 3/6
  - Radio Valve Guide. By W. J. May 5/-
  - The Williamson Amplifier Manual, latest edition 3/6
  - Wireless World High Quality Amplifier Manual 2/6
  - T.V. Fault Finding 5/-
  - Television Faults 5/-
  - Television Explained (Miller) 5/-
  - Viewmaster Envelope (state transmitter for which required) 7/6
  - Tele-King Envelope 6/-
  - The Oscilloscope Book 5/-
  - Magnetic Recording (Quartermaine) 4/6
- (Add 3d. to price in all cases for postage.)

**TYANA SOLDERING IRONS.** Lightweight, 40 watt irons with easily interchangeable elements and 3/16 in. diameter bits. Voltage ranges, 6 v., 100/110 v., 200/220 v. and 230/250 v. Price 16/9. "The iron that makes soldering a pleasure."

**LARGE DIAMETER SLEEVING.** Transparent plastic, 1/2 in. diameter, 6/- per doz. yards.

**LITZ WOUND INDUCTORS.** 199 micro Henry, wound on Aladdin 1/2 in. coil former (no iron dust core). Price, 2/6 per half dozen, 4/6 per dozen, 30/- per 100.

**TOGGLE SWITCHES.** Black bakelite. SPCO 1/- each, 9/- per doz. DP on-off 1/3 each, 12/- per doz. Suitable for use on mains voltages.

**L.F. CHOKES:** Tropicalised 8H 120 mA., 8/6 each; 40 mA midget type, 3/- each.

**CLEARANCE OF EX-GOVT. MOTORS,** Rotary Transformers, etc. Many different types available. All one price to clear, for callers only, 6/6 each.

**MINIATURE MUMETAL TRANSFORMERS.** Auto-wound, giving approx. 2/1 ratio. Ideal rewind as head lift transformer, or lams can be used for recording heads, 2/6 each or 11/- per half-dozen.

**CONNECTION BLOCKS.** 3-way on porcelain base, 6/- per dozen.

**GOODMANS OUTPUT TRANSFORMERS.** 10 watts push-pull to match into 10,000 ohm., with two 3.75 ohm. secondaries for 3 or 15 ohm. speaker. Price 14/9.

**MINIATURE LIGHT WEIGHT RELAYS.** 270 ohm, 18 v. Single pole on-off. Ex-American equipment. Price 2/9 each, or 13/6 for 6.

**COMMERCIAL POTENTIOMETERS.** All usual values. Less switch, 2/3; with single pole switch, 3/6; with double pole switch, 4/-.

**CARTRIDGE FUSES.** All usual values in 1 1/2 in., 5d. each. Other sizes 6d. each.

... cut your costs

**SWITCHBOARD METERS.** 6 1/2 in. scale, 0-5 v. A.C./D.C. full scale. Price 30/-.

**GARLAND TAPE RECORDER OSCILLATOR UNITS.** With valve, for use with high impedance heads only. Price 35/-.

**TYANA SOLDER GUNS.** Weight 30 oz., for 220-250 v. A.C. mains only; consumption 100 watts. The low voltage bit can be easily bent to reach into corners and is insulated from the earthed case. Price 3 guineas.

**WINDSOR SAPPHERE NEEDLES.** Available in the following three patterns: trailer type for magnetic or heavyweight pick-up; straight type for crystal pick-up; midget type for lightweight or high fidelity pick-up. Price 2/6 each.

**MIDGET 2-GANG CONDENSERS.** American manufacture, 500 pF., 6/- each.

**VARIABLE RESISTORS.** 50 ohm, 1 amp., with calibrated very fine worm drive. Price 7/6.

**RADAR REFLECTORS.** Type MX139/A. These consist of 6-2ft. x 1/2 in. dural tubes covered with fine wire mesh. The whole assembly can be used as an omni-directional aerial, and the mesh has many horticultural applications. Price 3/9 each, post 9d.; 36/- per doz., carr. paid. Type MX137A: similar to above, but also include a telescopic aerial rod, extending from 1 1/2 in. to 3ft. 6in. approx. Price 4/9 each, post 9d.; 45/- per doz. or £15 per 100, carr. paid.

**TELEVISION MAGNIFYING LENSES.** 6in. clear, 19/6; 9in. clear or filter, 50/-; 12in., clear or filter, 70/-. Please state which and add 5/- for carriage and packing.

**WHANDA WIRE AND CABLE STRIPPERS,** to take all size flexes and cables up to 1/2 in. diam. with 3 alternative heads and triple screw adjustment. These are brand new and boxed, and the original price was 15/- each. Our price 5/- each, post paid.

**AERIAL RODS.** These popular rods, of tough steel, copper-plated, are 12in. long, and fit into each other to make any length. Many hundreds of thousands sold to TV aerial manufacturers and to the public. Price 3/6 per doz. or £1 per 100, post paid. £10 per box of 1,800 carriage paid U.K.

**DECALS.** 500 1/2 in. high white transfer letters and words for marking electronic equipment. Price 4/9 per book. The new Decals book for the amateur now available. 29 words per page, 4 pages radio and audio, 4 pages T/V and Scope, 2 pages misc. incl. Tx. and Tape Recording, 3/6 per book, post 3d.

**H.F. PENTODES.** Type 6SH7, 6.3 v. 0.3 a. heater, int. octal base, high slope. Special offer, 5/6 each, 27/- per half-dozen, £20 per 100.

**SMALL PAPER CONDENSERS.** In tubular metal cases with wire ends. 0.25 mfd., 250 v., 1/2 in. diam. x 1/2 in., 1/3 each; 1 mfd. 150 v., 1/2 in. diam. x 1/2 in., 1/3 each; 2 mfd. 250 v., 1/2 in. diam. x 2 1/2 in., in Neoprene sleeve, 1/9 each. Above prices less 25 per cent. in dozen lots.

**WIRE WOUND RESISTORS.** Open, cement coated or vitreous enamelled. 4 watt, 50, 90, Price 1/- each. 6 watt, 30, 145, 270 10 k., 15 k. Price 1/6 each. 10-15 watt, 5, 90, 100, 120, 170, 175, 200, 400, 700, 950, 1 k., 3.5 k., 4.5 k., 4.7 k., 11 k., 15 k., 25 k., 1/9 each. 15 watt, 650 ohm. Price 2/-.

**CERAMIC SWITCHES.** Single pole, eight-way, 3/6 each.

**T.R.F. COILS.** Medium and long wave, aerial and H.F., 6/- per pair; with reaction winding, 6/9 per pair.

**BRIMISTORS.** Non-linear resistors to protect valves from current surges: CZ1, 0.3A, 3/6; CZ2, 0.3A, 3/6; CZ3, 0.2A, 1/6; CZ4, 1.25A, 5/-; CZ6, 0.45A, 3/6.

**MOULDED BROWN BAKELITE CABINETS.** Suitable for fitting Decca 3-speed gram. motor, amplifier or loudspeaker. Outside dimensions (closed) 15 1/2 in. x 10 in. x 5 1/2 in.; thickness of wall, 1/2 in. Price, 22/6, to callers only.

**TAPE RECORDER OSCILLATOR COILS.** 6.3 mH, 45 kc/s, for high impedance heads only. Price 6/9 each.

**DIAL BULBS.** 6-8 v. 0.3 amp., M.E.S. fitting. Price 6/6 for 3/6.

**MANSBRIDGE CONDENSERS.** 0.01 mfd., 500 v., 6d.; 0.01 mfd., 750 v., 6d.; 0.25 mfd., 500 v., 6d.; 1 mfd. 400 v., 6d.; 1 mfd. 500 v., 9d.; 1 mfd. 600 v., 1/-; 1 mfd. 800 v., 1/3; 3 mfd., 750 v., 1/9. Minimum order 5/-.

**OIL FILLED CONDENSERS.** 1 mfd. 600 v., 3/-

**ADMIRALTY TRANSFORMERS.** 36 v.A. 500/1,000 c. Pri. 0-80-180 v. Sec. 0-900-2,400 v Can be used in reverse on 50 c., 3/9.

**DIMMER SWITCHES** 5C/725. Wire-wound. approx. 300 ohms, with off position, 6/- per 1/2 doz.

**METAL RECTIFIERS.** RMI, 125 v., @ 80 mA., 3/11. RM2, 125 v. ± 100 mA., 4/3. RM4, 250 v., @ 250 mA., 17/-. 14D/972, 250 v., @ 25 mA., 6/6. 12 v. 2 a., 6/-. 15 v. 1 a., 4/6. 12 v. 2 a., 12/6. 12 v. 2 a., 16/-. 12 v. 4 a., 21/-.

**ELECTRO-MAGNETIC CONTACTORS.** Energised at 9-14 volt, 1/2 amp.; maximum switched current, 40 amps. In bakelite case. Price 2/9 each or 25/- per doz.

**AMPLION TESTMETER.** 10 ranges A.C. and D.C. up to 500 v. Resistance up to 200,000 ohms. 1/800 ohms per volt A.C. and D.C. Price £5.

**HIGH WATTAGE WIRE WOUND RESISTORS.** Capped end type, porcelain covered, at the following prices: 20 watt, 1/-; 40 watt, 1/3; 80 watt, 1/6; 100 watt, 1/9; 200 watt, 2/6; 3 ohm semi-variable, 20 watt; 4 ohm, 40 watt; 13,852 + 1,352 + 8,352 ohm, 40 watt; 80 ohm, 40 watt; 350 ohm, 40 watt; 430 ohm, 200 watt; 5 k, 40 watt; 7.5 k, 40 watt; 12 k. + 2 k, 80 watt; 20 k, 80 watt; 50 k, 100 watt; 75 k, 40 watt; 100 k, 200 watt. Packing and carriage extra on all of these resistors. 20 per cent discount dozen lots, 33 1/2 discount 100 lots.

**TWIN SCREENED CABLE.** Suitable for carrying currents of up to 5 Amps. Cotton covered, 9d. per yard. Ditto uncovered, 8d. per yard. Minimum order 6 yards.

**WALNUT VENEERED CABINETS.** Size 12in. x 7in. x 5 1/2 in. Suitable for housing a T.R.F. receiver or inter-com. Complete with back, chassis, dial and clips. Price, to callers only, 22/6.

**MAINS TRANSFORMERS.** All at 19/6 each. MT1. 250-0-250 v., 80 mA, 0-4-5 v., 2 A., 0-4-6.3 v. 3 A.

MT2. 350-0-350 v., 80 mA, 0-4-5 v., 2 A., 0-4-6.3 v. 3 A.

MT3. 0-30 v., tapped to give 3 v., 4 v., 5 v., 6 v., 8 v., 9 v., 10 v., 12 v., 15 v., 18 v., 20 v., 24 v., 30 v., all at 2 amp.

MT4. 4 v., 4 amp.; 10 v., 4 amp.; 20 v., 3 amp., for battery chargers.

MT5. Auto: 0-10-120-200-230-250 v., at 100 watt.

**VALVE HOLDERS.** B3G, pax, 4d; Do., with spring retainers, 1/-; B5, pax, 4d.; B5, bakelite, 6d.; B5, baseboard, 6d.; B7, pax 6d.; B7, amphenol, 1/-; B7G, amphenol, 6d.; Int. Octal amphenol, 6d.; B8A, amphenol, 9d.; B8G (loctal), amphenol, 6d.; B9, pax, 6d.; B9A, amphenol, 9d.; B9G, pax, 6d.; B9C, ceramic or siliconised polystyrene, 6d.; B12A, pax, 9d.; UX4, pax, 6d.; UX4, amphenol, 9d.; UX5, pax, 6d.; UX5, amphenol, 9d.; UX5, ceramic, 1/-; UX6, pax, 4d.; UX7, pax, 4d.; UX7, midget (for 1625, RK34, etc.) ceramic, 1/-.

**NEON LAMPS.** 85 volt striking, S.B.C centre contact base. Price 2/6.

# GARLAND BROS, Ltd.

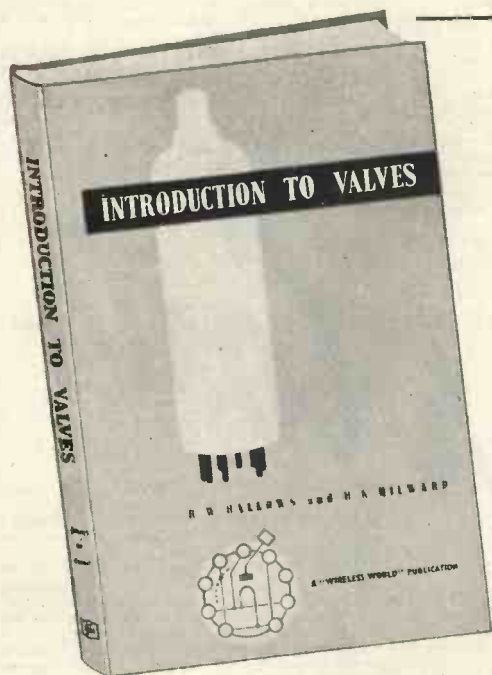
**CHESHAM HOUSE, DEPTFORD BROADWAY, S.E.8**

Telephone: TIDEWAY 4412/3

**5 OBELISK PARADE, LEWISHAM, S.E.13**

Telephone: LEE GREEN 4038





*A valuable NEW book  
for the radio student*

# INTRODUCTION TO VALVES

By R. W. Hallows, M.A.Cantab., M.I.E.E., and H. K. Milward, B.Sc.Lond., A.M.I.E.E.

Describes the principles of operation of the radio valve and its uses in circuits of various types. Following an explanation of the fundamental thermionic valve, the book deals with diodes as rectifiers and detectors; triodes and their various applications; tetrodes and pentodes; multiple-grid valves for frequency-changing; power-output valves; and valves for v.h.f. and e.h.f. operation. Special-purpose types and the construction of modern miniature and sub-miniature valves are also covered.

8½" x 5½" 152pp. 107 Illus. 8s.6d. net By Post 9s.

Published for "Wireless World"

Obtainable from all booksellers or from: ILIFFE & SONS LTD., DORSET HOUSE, STAMFORD ST., LONDON, S.E.1

## WRITE FOR YOUR COPY OF OUR "CONSTRUCTORS BULLETIN"

"THE SOUND MASTER" envelopes, components, cabinets, etc.

"THE TRUVOX MARK III TAPE DESK" and components for the Amplifier.

"THE VIEW MASTER" envelopes, components, valves, cabinets, etc.

"THE VIEW MASTER WIDE ANGLE SCAN MOD.", components, etc.

"THE TELE-KING" envelopes, components, valves, cabinet, etc.

All List and Nett Prices for the above items can be found in our Lists.

Send 3d. postage (2/- Overseas Air Mail) for our comprehensive Trade Lists.

WRITE TO THE STOCKISTS (WHOLESALE ONLY)

for the fastest possible service in the U.K. and OVERSEAS.

**A.W.F. RADIO PRODUCTS**

TATLER CHAMBERS, BRADFORD I.

Phone 24008.

Cables "Testube"



Late ALEC DAVIS SUPPLIES LTD.

Dept. W.W

18 TOTTENHAM  
COURT ROAD,  
LONDON, W.1

Tel: MUSEum 2453/4539

Business Hours:  
Monday-Friday 9—5.30.  
Saturday 9—1.

## RELAYS

### D.C. COIL RESISTANCE

3,000 TYPES: 1.9Ω to 80,000Ω  
600 TYPES: 0.4Ω to 9,200Ω.

ALSO LARGE STOCKS OF  
DOUBLE & TRIPLEWOUND  
AND SLUGGED COILS.  
SIEMENS TYPE HIGH SPEED


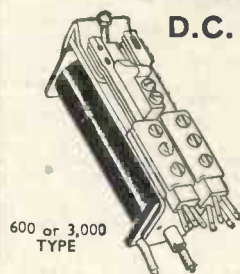
### CONTACTS

3,000 TYPES: up to 8 sets.  
600 TYPES: up to 4 sets.

3,000 TYPES: Make (M), Break (B),  
in Twin-silver Twin-platinum, Dome-  
silver (2 amp.), Tungsten (5 amp.),  
and Flat-silver (8-amp.), Change-  
Over (C), in all but Tungsten: Make-  
Before-Break (K), in Twin-silver and  
Twin-platinum.

600 TYPES: (M), (B) and (C), in  
Twin-silver and Twin-platinum.

KEY SWITCHES.  
2 C/O. to 8 C/O. Special types made  
up to order.



# It's YOUR ORDER WE WANT



**BECAUSE . . .** we know you will be delighted with the quality of the goods we supply.  
**BECAUSE . . .** we sell goods under a "money back guarantee".  
**BECAUSE . . .** our motto is "the customer is right".

**BUILD YOUR OWN RADIO**



We can supply all the parts (including valves, 5in. moving coil speaker, cabinet, chassis and everything down to the last nut and bolt) to enable YOU to build a professional looking radio at a total cost of £5/15/- plus 2/6 pkg., carr.

This is a 3-valve plus metal rectifier T.R.F. Receiver with a valve line-up as follows—6K7 (H.F.), 6J7 (Det.) and 6V8 (Output). The dial is illuminated and when assembled the receiver presents a very attractive appearance. Coverage is for the medium and long wavebands. Operates on 200/250 volt A.C. mains. The chassis is punched and drilled ready to mount the components. There is a choice of any of three attractive cabinets 12in. long, 6in. wide by 6in. high as follows: Either Ivory or Brown Bakelite. Wooden, finished in walnut. Complete and easy to follow point to point, and circuit wiring diagrams supplied. *Circuit diagrams and priced parts list available separately if required at 1/-.*



To those who want the above Receiver ready built we can supply it at £6/19/6. Plus 3/6 pkg. carr. ins.

**LOUDSPEAKERS**

PLESSEY 6in. dia., 3 ohms impd. . . . .	12/6
PLESSEY 8in. dia., 3 ohms impd. . . . .	13/6
ELAC 5in. dia., 3 ohms impd. . . . .	13/6
ELAC 10in. dia., 3 ohms impd. . . . .	22/6
<i>All above plus 1/6 pkg., carr.</i>	
TRUVOX 12in. dia., 2-3 ohms impd. BRAND NEW in manufacturers carton . . . . .	47/6
<i>Plus 2/6 pkg., carr.</i>	

**CONSTRUCTOR'S PARCEL**

We can supply the basic parts to help you construct the radio illustrated on left. Most radio enthusiasts have stocks of small components such as condensers, resistors, valves, etc., around their workroom. For those people we supply a special constructor's parcel of the main components to enable them to build a set to their own circuit. This parcel consists of: Cabinet (Bakelite) in Ivory or Brown. Or wooden (as shown), 17/6, plus p. & c. 2/6. Punched chassis, 3 valve T.R.F., 3/5. Dial front plate, 2/6. Dial M. and L. with station names, 1/8. Drum, 1/6. Driving head, 1/8. Double pointer, 4d. Spring, 3d. Chassis fixing brackets, 5d. pr. T.R.F. coils, 180-650, and 800-2000 metres, 5/6 pr. The above items may be purchased separately or as a complete parcel at 31/-, plus p. & c. 2/6.

**SENSATIONAL REDUCTIONS!**

**The Famous COLLARO RC3/521 GRAMOPHONE UNIT**

A 3-speed Auto Changer complete with two separate high fidelity Crystal Plug-In Heads, one for long playing records and one for standard records. Will play 7in., 10in. and 12in. records. Each head is fitted with a permanent jewel stylus. These Units are BRAND NEW, guaranteed and in original manufacturer's cartons.



**£9. 19. 6** Plus 7/6 packing, carr., insurance.  
(NORMAL LIST PRICE £16/10/0)

**The Famous COLLARO AC3/514 GRAMOPHONE UNIT**

A 3-speed Single Record Player, complete with LATEST ORTHO-DYNAMIC MAGNETIC PLUG-IN PICK-UP HEAD and matching transformer. The Unit is designed for playing L.P. and Standard Recordings. Either Stylus can be brought into use by simply pressing a switch. A LIMITED QUANTITY OF THESE ARE AVAILABLE AT THE RIDICULOUSLY LOW **£6. 19. 6** PRICE OF LIST PRICE!  
Plus 7/6 packing, carr., insurance.

**BATTERY CHARGER KIT**

Incorporates metal rectifier. Transformer is suitable for A.C. mains 200/250 volts. Charges either 12, 6 or 2 volt accumulator at 1 amp. Complete with circuit diagram. Price 25/- plus 1/6 post and packing.

**CHARGER TRANSFORMER**

For charging 6 v. at 1 amp., 8/3 plus 1/- p.p.

SEND 2jd. STAMP FOR FREE 28 page LIST.

**MAINS NOISE SUPPRESSOR KIT**

Consisting of 2 specially designed chokes and 3 condensers. Extremely effective, cuts out all mains noise. Can be assembled in existing receiver or separately as desired. Complete with circuit diagram, 5/8, plus 1/- P.C.

**MINIATURE I.F. TRANSFORMERS**

465 Kcs, iron cored permeability tuned. Dimensions: 2 3/4in. high, 1in. square, 8/11 pair.

**FILAMENT TRANSFORMERS**

6.3 v. 1 1/2 amp., 5/11; 6.3 v. 3 amp., 8/11; 6.3 v. (with 4 v. and 2 v. tappings) 1 1/2 amp., 7/6. All plus 1/- p.p.

**MICROPHONE TRANSFORMER**

Radio 100:1, Mu. metal. Has innumerable uses. 1/11 plus 6d. post, packing.

**G.E.C. CRYSTAL DIODES**

Wire-ended, 2/3 each. 25/- doz.

**HERE**

# BARTON'S (Radio) LIMITED

(Dept. WW.) 42, TOTTENHAM COURT ROAD, LONDON, W.1

Telephones: LANGHAM 1151/2

TERMS OF BUSINESS: CASH WITH ORDER, OR C.O.D. (Post items only). All orders for small items totalling over £2 post free, unless otherwise stated.

TIMES OF BUSINESS: Monday to Friday 9-6. Saturday 9-1.





## WONDERFUL VALUE!

**RADIOGRAM.** In beautifully finished cabinet. 3 wave band receiver. Fitted with Collaro 3 speed Auto-Change record player with turnover pickup head. A.C. only. Supplied complete and ready for use. Our price £33. Carr and insurance £1. H.P. on request.

**RECORD PLAYERS** by famous manufacturer. 3 speed Auto-Change with two plug in pick up heads one for long playing. Brand new in cartons. A.C. only. Our price £9.19.6, carr. and insurance 10/-.

**3 WAVE BAND SUPERHET CHASSIS.** Completely assembled. 5 valve. A.C. only £11/18/6, carr. and insurance 7/6.



**ROTARY TRANSFORMERS.** Midget type. 11.5 volt input 365/310 volt 30 m.a. output. Brand new 15/- each, post 1/-.

**SOLDER.** Still a few 1 lb. reels left, Fry's 40/60, 5/- reel, post 1/-.

**SPEAKERS.** Permanent Magnet. All brand new and boxed. No Trans. 4in. 13/6; 8in. 16/-; 10in. 22/6. Post 1/3.

**2 GANG VARIABLE CONDENSERS.** .0005 with trimmers, 6/6, post 9d.

**JONES PLUGS.** 8-way Chassis Mounting, 7/6 doz. 8-way with covers 9/- doz. 4-way Chassis Mounting, 6/- doz., post 9d. doz.

**JONES SOCKETS.** 8-way Chassis Mounting, 7/6 doz. 8-way with covers 9/- doz. 2-way with covers, 4/6 doz.

**JONES PLUGS AND SOCKETMIDGET.** 12-way. Plug covered. socket chassis mounting, 2/6 pair, post 3d.

**SIGNALLING TORCHES.** Red, White and Green. A further supply of these has just arrived and we offer them at 3/9 each, complete with bulb. Take standard flat battery 11d, extra. Post 9d.

**MICRO SWITCHES.** Bakelite, 3/- each, post 6d.

**TOGGLE SWITCHES.** D.P.D.T. 3 amp. 250 volt 3/- each. S.P.S.T. Momentary on, 3 amp., 250 volt, 2/6 each. S.P.S.T. Momentary off, 3 amp. 250 volt, 2/6 each, post. 3d ea.



**JACK SOCKETS.** Large 2-way, 1/9 each, post 3d. Bakelite single, 9d. each. Bakelite twin 1/6 each, post 3d.

**PANEL MOUNTING FUSE HOLDERS.** With 3 amp. fuse, 2/9 each, post 6d.

**INDICATOR LAMPS.** Bakelite panel mounting. Red or White, 1/6 each, post 3d.

**ACCUMULATOR CUT OUTS.** 12 volt and 24 volt 60 amp. Type 'D' Suitable for using on battery chargers etc., 10/- each, post 9d.

**0/50 A.C.M.I. AMMETERS.** 4in. scale. Panel Mounting, 25/- each, post 1/6.

**0/15 A.C.M.I. AMMETERS.** 3in. scale. Panel Mounting, 15/- each, post 1/6.

**0/120 D.C.M.C. VOLTMETERS.** 5in. flush mounting, 22/6 each, post 1/6.

**I.F.F. MOTOR UNITS.** Complete with fan and gearbox, 9 volt and 18 volt, 12/6 each, post 2/-.

**EARPHONES.** 6u ohm. C.L.R., 5/- pair, post 1/-, 4,000 ohm. brand new, 17/6 pair, post 1/-.

**SPECIAL CLEARANCE OF LAST FEW I.F.F. UNITS.** Complete with motor and valves, etc., 20/- each, carr. 5/-.


**TWIN GONG BELLS.** As used by G.P.O. A.C. only. Brand new, 25/- per pair post 2/-.

**SIMMERSTAT VARIABLE CONTROL SWITCHES.** Brand new, 17/6 each, post 9d. These switches carry 2,500 watts. A.C. only, and can be used as oven or hotplate controls, etc.

**D.C. AMMETERS.** 30 amp. centre zero. Left and Right deflection. Made by Triplett. Brand new. 10/6 each, post 9d.

**RELAYS.** Large Stocks of P.O. Types 3,000 and 600. Prices quoted against requirements.

**PLASTIC FLEX.** Special offer of Clear and Coloured Twisted plastic flexibles. All 14/36. Suitable for Wiring chassis etc. Prices per 100 yds. Clear, 18/- Coloured i.e., Red, Green, White, Blue, Brown, 15/6, post 2/- per 100. 5 per cent discount available in quantities of over 500 yds. Please state alternative colour



SEND YOUR ORDERS TO:-

**UNIVERSAL ENGINEERING CO.**

(M.O. Dept. W.W.)

Havelock Works, Havelock Place, Harrow, Middx.

Har. 1432

## VALUE FOR MONEY OFFERS



**AIR MINISTRY COMMUNICATION RECEIVER R1155A.** Brand New. Frequency ranges—18.5-7.5 Mc/s. 7.5-3 Mc/s, 1,500-600 kc/s, 500-200 kc/s, 200-75 kc/s. Complete with 9 valves and Magic Eye. Guaranteed absolutely perfect. Price £9/10/-, plus 10/- for packing and carriage.

**I155 POWER PACK AND OUTPUT STAGE** complete with U50 and KT61 valves (not surplus) Black crackle case 12 x 8 x 5in. built-in 5in. pm Speaker and phone jack. 200-250 v. A.C. All connections terminate in Jones plug which enables instant operation of receiver without any modifications whatever. Matches in appearance with receiver. Made to "Wireless World" specifications. Built entirely from top grade new components, £7/10/- plus 3/6 carriage.



**G.E.C. VHF RECEIVERS** complete with 10 valves. Ex-Govt. As used by police. Used but guaranteed in excellent condition. Valves comprise ZA2's, 954's, or EF50's in HF and 1st Det. stages. Det 19 in local oscillator, KTW63's in three IF stages, D63 Det and AVC, LF H63, Output KT63, Noise suppressor D63, Power requirements 6v, 3a, 270 v, 80 ma. Frequency range 78.5-82 Mc/s. Intermediate frequency adjustable 8.3-9.8 Mc/s. Oscillator Crystal controlled (No Crystal included). Grey enamel steel case with lid 10 x 8 x 7in. Weight 22lbs. Note the amazingly low price, 39/6 plus 5/- carr.

**OF INTEREST TO AIRCRAFT COMPANIES**  
**OXYGEN MASKS,** 6D/643 and 6D645. Type G. Brand new. Individually boxed. £12/10/- per 100.

**GAUGES FOR DE-ICER.** New. Black bakelite Case. Approx. 2 1/2in. diameter. 4 screw fixing. Calibrated 14-0 vacuum. 0-10 pressure. Individually boxed. £10 per 100.

**AMERICAN AIRCRAFT CABIN HEATERS.** Brand new. Type ABV-50D-H7-B. Makers "Surface Combustion" Columbus. 50/- each.

### H. P. RADIO SERVICES LTD.

Britain's Leading Radio Mail Order House.

55 County Road, Walton, Liverpool, 4

Tel. : Aintree 1445

Established 1935

## Television • Radio • Record CABINETS MADE TO ORDER

ANY SIZE OR FINISH

CALL OR SEND DRAWINGS FOR QUOTATIONS

## B. KOSKIE (DEPT. E.)

72-76 Leather Lane, Holborn, E.C.1

Phone : CHAncery 6791 & 6792

## CABINETS—RADIO CHASSIS

—OUTSTANDING BARGAINS—

Console Tape-Recorder; Radiogram; Radio and Television. Also many varied Table Model Cabinets. In polished walnut.

- 12in. and 16in. CONSOLE TELEVISION CABINETS, from £7/5/-.
  - STANDARD COMBINATION CABINETS from £7/15/-.
  - RADIOGRAM CABINETS from £6/10/- RADIO CABINETS from 22/6.
    - \* Changers \* Loudspeakers \* Magnetic Recording Equipment
    - \* Resistors \* Condensers \* Coilpacks and Tuning Coils.
- Send Now for our monthly bulletin. Many Bargain Lines.

**DE-LUXE RADIOGRAM CHASSIS**  
E.L. A 5-valve 3 W/B Superhet Chassis A.C. 200/250 v. Standard L.M.S. W/B Coverage with Gram position, 5 latest type "Mullard" Miniature Valves V12; ECH41, EP41, EBC41, EL41 and EZ40. Large Edge Lit Scale, with printed English and Continental Station names, 4 controls; Vol. On/OFF, Tone, Tuning; Wavechange & Gramswitch. Chassis size 3 1/2in x 6in. x 2 1/2in., Scale 10in. x 4 1/2in. Price £20/5/-, plus 6/- carr. and ins.



**V.E.S. WHOLESALE SERVICES LTD.**

11 GUNNERSBURY LANE, ACTON, W.3.

Telephone : ACOrn 5027



# Best Buy at Britain's

## TRAWLER BAND BATTERY RECEIVER R1224A

A 5-valve superhet receiver covering 30 to 300 metres in 3 wavebands with no gaps. I.F. 465 kc/s. Valve line-up: R.F. (VP23), F.C. (FC2A), I.F. (VP23), Detector 210L, output 220 P.A. For headphone output but data supplied for speaker operation. Receiver contained in grey wooden cabinet, size 14 1/2 in. x 10 in. x 9 1/2 in. MUIRHEAD slow motion dial. Brand new in original carton or case, complete with valves and air-tested. Requires 2 v. L.T., 120 H.T., 9 v. G.B. Circuit diagram included; for 79/6, plus 7/6 carriage.

## COMMUNICATION RECEIVERS

**SKY CHAMPION 520R.** This super Hallicrafer receiver covers 550 kc/s to 45 Mc/s (550 to 6 1/2 metres) without gaps. Has broadband tuning. R.F. stage, two I.F. stages, etc. Built-in power-pack for 200/250-volts 50 cycles A.C. mains operation. Complete with all nine valves, built-in speaker and ready for operation. Each set tested prior to despatch and demonstrated to callers. In case size 18 in. x 8 1/2 in. x 10 in. Price £21, plus 10/- carriage and packing.

**SKY RIDER DEFIANT SX24** is similar to above but includes crystal I.F. filter and S meter, etc. Complete with valves and crystal for £27/10/-, plus 10/- carriage and packing. For further details send S.A.E.

**COMMUNICATION RECEIVER R1155** for world-wide reception. Can be heard at any time during shop hours. Air tested prior to despatch. Brand new at £11/19/6. A few slightly used at £7/19/6.

**TRAWLER BAND. R1155N**, with super slow motion drive, available at £17/19/6. Carriage in original transit cases 10/6 extra on all models. Send 1/3 for full details and circuit.

**A.C. MAINS POWER PACK OUTPUT STAGE** enables the R1155 to be used to operate speaker from 200/250 volts A.C. without ANY MODIFICATIONS WHATSOEVER. All our Power Packs have heavy duty transformers, are complete with leads and Jones plugs and are guaranteed for 6 months.

**Type A.** In neat black box, size 8 1/2 in. x 4 1/2 in. x 6 1/2 in. Less speaker. Price £4/10/-, plus 3/6 carriage.

**Type B.** With built-in 5 in. speaker in black case, size 13 1/2 in. x 5 1/2 in. x 7 1/2 in. Price £5/5/-, plus 3/6 carriage.

**Type C.** With 8 in. R.C.A. speaker, built in R.C.A. speaker cabinet as described below. Price £6/10/-, plus 3/6 carriage.

**SAVE ££££££££** Deduct 10/- when purchasing any R1155 and power pack together.

**VISUAL INDICATOR TYPE I Ref. 10Q/2**—the cross-over Left/Right indicator for D.F. operation and Loop Aerials Type 4, ref. 10B/420. Both Brand new and boxed. We have these items in stock and those interested in complete D.F. installations should contact us for quotations.

**R.C.A. SPEAKER.** 8 in. P.M. unit in beautiful black crackle cabinet. Size 11 1/2 in. x 10 1/2 in. x 6 in. A de Luxe job. Brand new at 45/-, plus 2/6 carr.

**U.S.A. DYNAMOTOR.** 12 volts D.C. input, 250 volts 60 mA. output. Weight 2 1/2 lbs. Size 4 1/2 in. x 3 in. diameter. Ideal for car radio, mobile amplifiers, small transmitters, etc. All tested prior to despatch. ONLY 22/6, post paid.

## POLICE, FIRE, WROTHAM

The R1132A receiver covers 100-124 Mc/s with variable tuning. Very easily altered to other frequencies. Complete with all 11 valves. Requires only 250 volts and 6.3 volts when it is ready to operate. Complete circuit supplied. Only 45/-, plus 7/6 carriage. BRAND NEW. Will operate from our standard R1155 power pack using special lead, price 10/- extra.

**POWER PACK NO. 3.** Standard 19 in. rack-mounted power packs for 200/250 volts mains operation. Paper smoothing, two heavy duty chokes, VU39 rectifier. Output 250 volts D.C. 100 mA., 6.3 volts 4 amps. Two types: Mark I with H.T. current meter at £4/4/-; Mark II with H.T. current and voltmeters at £4/10/-, carriage 5/-. Suitable for use with P48, R1132, R1481, R1392, R1155, etc. Lead for any specified set with Jones plugs, 10/- extra. All power packs guaranteed in working order.

## OSCILLATOR BEAT FREQUENCY No. 5

manufactured by Furzehill for the Admiralty. Range 0-10,000 cycles. Complete with seven valves—push-pull 6V6 output giving 2 watts into 600 or 10 ohms. The output is monitored by moving coil meter. For operation on A.C. mains 100-250 volts. Contained in handsome metal instrument case, size 17 1/2 in. x 9 in. x 1 1/2 in. With circuit diagram and operating instructions. In perfect condition and tested prior to despatch. A laboratory instrument for ONLY £12/10/-, plus 10/- carriage.

**VARIACS TYPE 100L.** Rated 2 kVA continuously adjustable from zero to mains voltage. Price £12.

**VARIACS semi-variable.** Rated .8 kVA, oil filled. Adjustable for 30 volts above and below the mains input. Price £5.

## METER BARGAINS

**UNIVERSAL AVOMETERS MODEL 40**—very little used, thoroughly checked and tested. First-class multi-range test meter for ONLY £9/19/6.

1 Milli-amp. 2 1/2 in. square panel mtg., 15/-.  
5 Milli-amp. M/c. 2 1/2 in. square panel mtg., 7/6  
200 Milli-amp. M/c. 2 1/2 in. diameter flush panel mtg., 10/6.

20 Amps. 2 1/2 in. diameter M/coil, 7/6.  
20 Volts 2 in. square panel mtg., M/coil, 7/6.  
500 Milli-amps. Thermo-couple 2 in. square panel mtg., 5/-.  
All the above meters are brand new and boxed.

## BLOCK CONDENSERS

4 mfd. at 1,000 volts. Size, 4 1/2 in. x 4 in. x 1 1/2 in., 5/-. New and boxed.

10 mfd. at 1,000 volts D.C. test, will work at 600 volts. Size, 2 in. x 3 in. x 3 in. New and boxed. SPECIAL PRICE at 3 for 10/6. .25 mfd. at 1,500 volts. Size, 2 1/2 in. x 2 in. x 1 1/2 in. Price, 3 for 4/6, post paid. All the above are metal cased with paper insulation and fixing feet. .04 mfd. 12.5 kv. ONLY 6/- each.

## BATTERY CHARGERS.

Contained in black crackle case, size 6 in. x 7 in. x 12 in., includes a heavy duty transformer, metal rectifier, 0-5 ammeter, on/off mains switch and 2 Slydlock fuses. 230 volts 50 cycles input; output 4 amp., 6 or 12 volt battery. The transformer, etc., is conservatively rated and the whole unit is of sturdy construction and super quality. Made to a very stringent specification, this equipment is well worth the price of £4/19/6, plus 5/- carriage and packing. In brand new unused condition.

## METAL RECTIFIERS

Selenium 230 volts 60 mA. at 5/-; 250 volts 100 mA. at 7/6; RM2 at 4/3, or two for 8/-; RM4 at 17/-, 12 v. 4 a. full wave bridge, 15/-; 12 v. 1 a., F.W.B. 6/6, 6 v. 3 a. F.W.B., 10/6. All types in stock. Heavy duty Westalite with square fins, size 8 1/2 in. x 4 in. x 4 in. Two units in full wave bridge give 48 volts 10 amps. D.C. BRAND NEW at £5 per pair

**COLLARO THREE SPEED AUTO CHANGER 3RC521** complete with two separate crystal heads. BRAND NEW AND BOXED only £9/19/6.


**GOODMANS AND B.T.H.** 12 in. 15 watt 15 ohm heavy duty speakers in stock. Brand new and boxed at bargain prices for callers.

**PUSH PULL OUTPUT TRANSFORMERS** 15 watts, push-pull 6V6's to 15 ohms. A bargain for ONLY 7/6 each.

**HEAVY DUTY CHOKES 5Hy 300 mA 500 ohm size 3 in. x 4 in. x 4 1/2 in. high.** Potted type, chassis mounting. A beautiful job, brand new and boxed 12/6. 30Hy 150mA 300 ohms, universal mounting size 4 in. x 3 in. x 2 1/2 in. Price 10/6.

## INDICATOR UNIT 182A

contains 3 EF50, 1 5U4G, 4 SP61 and a 6Jin. C.R.T. type VCR517. This tube will replace the VCR97 without any alteration, is completely free from cut-off and has a more pleasant tube colour. Contains in addition a very large assortment of pots, resistors, condensers, etc. Tubes demonstrated. Supplied BRAND NEW (less relay) for only 79/6, plus 7/6 carriage in original transit cases. Original circuit supplied FREE with each order, or 1/6 separately.



INDICATOR UNIT 182A

**INDICATOR UNIT 62A**, containing VCR97 C.R.T., complete with mu-metal screen. Valves: 12 EF50, 4 SP61, 3 EA50, 2 EB34. Otherwise as above. BRAND NEW in original transit cases. ONLY £4/19/6, plus 10/6 carriage.

**"INEXPENSIVE TELEVISION."** This book describes the building of a T.V. set from ex-Government surplus equipment. Price 2/9, post paid.

**R1355 RECEIVER.** This justly famous receiver unit is specified for the "Inexpensive T.V." Valve line-up: 8 SP61, 1 VR92, 1 VU120, 1 5U4G. Slightly used, but in very good condition. BARGAIN PRICE 29/6, plus 5/- carriage and packing.

**BARGAIN OFFER.** The R1355, complete with RF24 unit tuned to whichever station is required (sound or vision) for only 62/6, plus 7/6 carriage.

**RF26 and RF27** uses 2 EF54 and EC52. RF26 covers 50-65 Mc/s and the RF27 covers 65-85 Mc/s. Brand new and boxed, either type 59/6.

**45 Mc/s PYE STRIP** Vision unit for London frequency, complete with 6 EF50 and EA50. Circuit provided. Price £3/10/-, plus 2/6 carriage.

**T.V. PRE-AMP** uses 2 EF50's and tunes to 45 Mc/s. Easily altered to other frequency. With valves, 19/6; less valves, 10/- Post 1/- extra.

**E.H.T. TRANSFORMER** for the VCR97, etc. Mains input. Output 2,500 volts, 4 volts 2 amp., 2-0-2 volts 2 amp. Fully guaranteed at 35/-, plus 1/- post.

**6 in. MAGNIFYING LENS** for the VCR97, etc. First grade, oil filled. Now ONLY 17/6, plus 2/6 postage.

**CO-AXIAL CABLE.** Brand new 70/80 ohm with stranded inner conductor. Not ex-Govt. Price 1/- per yard. Minimum per post dozen yards at 10/-.

## STANDARD TRANSFORMERS.

Transformers of current manufacture. Two types, both standard tapped primaries. Universal mounting. (1) 350-0-350 volts 80 mA., 0-4-6.3 volts 4 amps, 0-4-5 volts 2 amps. (2) 250-0-250 volts 80 mA., 0-4-6.3 volts 4 amps., 0-4-5 volts 2 amps. Both these transformers are new and boxed, fully guaranteed at 18/- each, post paid.

**30 VOLT TRANSFORMER** standard primary. Secondary 30 volts 2 amps., tapped to give 3, 5, 6, 8, 9, 10, 12, 15, 18, 20, 24 volts. Has countless uses. Price 17/6.

**METAL RECTIFIER,** 12 volt 2 amp. full wave bridge type. Suitable for use with the above transformer. Price 10/6.

# CHARLES BRITAIN (Radio) Ltd.

11 UPPER SAINT MARTIN'S LANE, LONDON, W.C.2

One minute from Leicester Sq. Sta. (up Cranbourn St.) TEMple Bar 0545  
Shop Hours: 9-6 p.m. (9-1 p.m. Thursday) Open all day Saturday



RECEIVERS • TEST EQUIPMENT • AMPLIFIERS • RECORDERS, ETC.

A fine selection of real quality equipment at reasonable prices.

All readers are cordially invited to call and inspect our stocks.

RECEIVERS

AR77E. 550 kc/s.-32 Mc/s. Perfect, £37/10/-. RCA. AR88D-LF. From £55. HALLICRAFTERS. SX24. 550-42 Mc/s. S. meter. £28. SX28's in good condition, £45. S20R. 550 kc/s.-45 Mc/s. 110-250 A.C. £24. HALLICRAFTERS S38, A.C. D.C. 110-250. 550 kc/s.-30 Mc/s. AS NEW, £28. Also in stock: Hallicrafters S27 and S27CA. 30 Mc/s.-230 Mc/s. Hallicrafters HT11A, complete and perfect. HRO Senior and Junior receivers complete with power supply and coils, from £27. NATIONAL. NC100, NC200, NC81X in stock. MARCONI. CR100 receivers, 60 kc/s.-30 Mc/s., a first-class set, at £28. EDDY-STONE 640-1, 2-30 Mc/s., £22/10/-. Models 550 kc/s.-30 Mc/s., 740, £33; 750, £50; 680, £65. MCRI portable receivers, £8 each, mains or battery. Type B2 transmitter/receiver, complete, £18/10/-. RCA AR88D set of 3 dials, 30/-.

AMPLIFIERS • RECORDERS • LOUDSPEAKERS

THE LATEST Webster Chicago Tape Recorder. (WEBCOR) Double Track in portable case. AS NEW, £65. SIMON SOUND B2 Tape Recorder. AS NEW, £45. GRUNDIG Tape Recorder, listed £78. AS NEW, £55. DECCA Corner Baffle. AS NEW, £20. STC Ball Microphones, £9 each. 2-SPEED Disc Cutting Motors and Tracking Gear, 110 v., £9 each. LEAK Amplifier and pre-Amp. TL12, complete, £25. LOUDSPEAKERS in stock. Goodmans, Vitavox, Wharfedale, etc.

★ OUR ONLY ADDRESS IS WE ARE ALWAYS PREPARED TO PURCHASE EQUIPMENT SIMILAR TO THE RANGE NOW OFFERED

UNIVERSAL ELECTRONICS

★27 LISLE STREET, LEICESTER SQ., LONDON, W.C.2  
Shop hours, 9.30 a.m. to 6 p.m.

Write, Call or Telephone  
GERrad 8410 (Day)  
MEAdway 3145 (Night)

BRITISH TEST EQUIPMENT

AVO model 7, AS NEW, £15. AVO model 40, AS NEW, £12. AVO Universal Minors, £6/15/-. AVO Electronic Test Meter, £30. AVO Roller Panel Valve Tester, £12. AVO Signal Generator, £20. AVO Valve Tester, listed £60, AS NEW, £50. ADVANCE E2 Signal Generator, £23. EVERSHED Wee Meggers, 500 v., £12/10/-; 250 v., £8. TAYLOR 65B, £8/10/-. WESTON E772 meter, perfect, £12. MARCONI Signal Generators, TF114G TF517, TF390G. Valve voltmeters. SIMMONDS "Q" meter. CAMBRIDGE Unipivots. Output Meters. FURZEHILL oscilloscope 1936, £35. COSSOR double beam oscilloscopes, from £35.

AMERICAN TEST EQUIPMENT

Please write for prices.  
No technical manuals for sale.

TS3. 5 band power frequency meter. TS10. APNI Test set. TS13. AP. X band signal generator. TS14. 5 band signal generator. TS34. Radar Synchroscope. TS36. X band power meter. TS62. X band echo box. TS69. 300-100 Mc/s. frequency meter. TS127. 300-700 Mc/s. frequency meter. TS226. 300-1,000 Mc/s. power meter. BC221. Frequency meter (Bendix). BC1277. 5 band signal generator. TS45/AP. 3 cm. signal generator. 1-222A. 8-15 Mc/s. 150-230 Mc/s. signal generator. IE-19 signal generator. TS89. Pulse voltage divider. TS47. 40-100 Mc/s. signal generator. TS174. 20-250 Mc/s. FERRIS. 22A signal generator, Dumont scope, type 224A. GENERAL RADIO 804B. 30-300 Mc/s. signal generator.

RECEIVERS • KLYSTRONS • MAGNETRONS

American Receivers. APR4 and tuning units. 30-1000 Mc/s., APR5, 1,000-6,000 Mc/s. Klystrons 723/AB, 707A, 707B, CV129. Magnetrons 725A, 2J32, 2K33, 2K25, TR cells 1B24, and many other items of equipment covering HF, VHF, UHF and centimetric bands.

PROOPS of KINGSTON

The only "walk-around" radio shop in Surrey

Receiver R1471. Frequency range 3 Mc/s-30 Mc/s in five bands. 2 R.F. Stages, 2 I.F. Stages, D.D.T. and Output Stages, B.F.O., A.V.C. etc. Mains A.C. 200/250 v. Complete with valves, circuit diagram and data. (Separate Power Unit required). As new £8. Callers only.  
Radar Chassis CPR46AAT. Containing: 4 Acorn Valve Holders, 7 Int. Octal Holders, 8 prs. Pye Plugs and Sockets, 30 meg. I.F. Strip, original frequency 160-220 Mc/s. Loads of other American components, in black crackle case. 6/- each. Callers only.  
Test Set Type 195. In wooden case 15in. x 8in. x 10½in. Containing: 3 small toggle switches, push button switch, red panel light, jack sockets and jack, a clockwork mechanism, valve VT50, relay etc., 7/6 each. Callers only.  
Amplifiers. 50 watt output. Mains 200/250 v. 50 cps. Valve line-up: 4 KT66s in Push Pull Parallel. Two 6J5s. One 6J7 and two 5U4Gs. Mike or Gram. Input. Valves and Transformers guaranteed. £10 each. Callers only.  
12 way Plug and Socket. With cover. New, 1/- complete. Post 3d.  
3 way Plug and Socket. Spring loaded cover on socket, 9d. pr. Post 3d.  
Moving Coil Ear-pieces. (Soiled bakelite cases), 1/- each. Post 6d.  
Condensers. Oil filled. 8 + 5 mfd. 1,500 v. wkg., 1/6 each. Post 1/-.  
Single Gang Variable Condenser. .0005, 2/6 each. Post 9d.  
Rectifiers. 2½ amp. 12 volt Selenium. Guaranteed, 10/6 each. Post 1/-.  
Germanium Crystals, wire ended, 1/9 each. Post 3d.  
Meters. 0-1 M/a. fsd. (Scaled 0-100), 2½in. Flush Mounting, 10/6. Post 1/6.  
0-100 M/a. 2½in. Flush Mounting, 7/- each. Post 1/6. 0-300 M/a. 2½in. Flush Mounting, 7/- each. Post 1/6.  
H.R.O. Power Units. Input 230 v. 50 cps. Output 250 v. 75 M/a. 6.3 v. 3.5 amps. Complete with Rectifier Valve and Smoothed. Only a few left, 30/- each. Post 5/-.  
Large selection of Transmitting and special purpose Receiving Valves, all sold with A MONEY BACK GUARANTEE.

NO Lists available at present. Watch for future announcements.

PROOPS BROS. LTD.

39, Cambridge Road, Kingston-on-Thames, Surrey  
Tel: KINGston 4614

CLOSED—1 O'CLOCK WEDNESDAY. OPEN—ALL DAY SATURDAY  
Communications to: 119, Charlotte Street, London, W.1.

PARKER'S SHEET METAL FOLDING MACHINE



Heavy Vice Model. Capacity 18 gauge M.S.x2ft. wide. Loose Attachments for Radio Chassis making Weight 22 lb. Price 50/- Attachments 1/6 per ft. Carriage 4/-, with attachments 5/6.  
Also Parker's Square Type Drill Vice. Machined table 7in. x 6in. x ½in. Jaws of Bright Steel. Admits stock of 4in. Complete with stand. Heavily constructed. Wt. 13½lb. Price 37/6. Carriage 2/6.

Machines guaranteed. Send for details.

A. B. PARKER WHEATROFT WORKS, WELLINGTON STREET, BATLEY, YORKSHIRE. Tel.: Batley 426

TRADE ONLY

WE hold large and comprehensive stocks of all types Radio Components. Your enquiries are invited for condensers, resistors, volume controls, fuses, valve-holders, headphones, etc., etc., also new surplus valves.

Ring MUS. 5929-0095, for immediate attention.

R. C. SERVICES (RADIO)

117, CHARLOTTE STREET - LONDON - W.1.



**MAIDS TRANSFORMERS**

Primary, 200-250 v. P. & P. 2/-.  
 400-0-400 250 mA., 4 v. C.T., 3 a.  
 4 times. Unclamped, 32/6.  
 300-0-300, 100 mA., 6 volt 3 amp.  
 5 volt 2 amp., 22/6.  
 Drop thro' 350-0-350 v. 70 mA., 6 v.  
 2.5 amp., 5 v. 2 amp., 14/6.  
 Drop thro' 250-0-250 v. 80 mA., 6 v. 3  
 amp., 5 v. 2 amp., 14/6.  
 Drop thro' 110-110 60 mA., 6 v. 0.5  
 amp., 5/6.  
 250-0-250, drop-through, 80 mA.  
 6 v. 3 amp., 5 v. 2 amp., 14/6.  
 250-0-250 80 mA. 6 v. 4 amp., 14/-.  
 Pri. 230 v. Sec. 200-0-200 35 mA.,  
 6 v. 1 amp., 8/6.

Pri. 200/250 v., secondary 3, 4, 5, 6,  
 8, 9, 10, 12, 15, 18, 20, 24 and 30 volt  
 at 2 amps., 13/-.  
 Drop thro' 250-0-250, 200 mA., 6 v.  
 5 amps., 5 v. 3 amps., 27/6.  
 Drop thro', 270-0-270 80 mA., 6 v.  
 3 amp., 4 v. 1.5 amp., 13/6.  
 Drop thro', 270-0-270 60 mA., 6 v.  
 3 amp., 11/6.  
 Heater Transformer. Pri. 230-250 v.  
 6 v. 1 1/2 amp., 6/-; 2 v. 2 1/2 amps., 5/-;  
 2, 4 or 6 v. at 2 amps., 7/6; 2 v. 2 1/2 amp.  
 and 6 v. 0.5 amp. E.H.T. insulated.  
 8/6. 12-0-12 v. 2 amp., 9/6. P. & P. each  
 1/-.  
 800-0-800 250 mA., 4 v. 2 amp., 27/6.  
 P. & P. 5/-.

1000-0-1000 v. 250 mA. 4 v. 3 amp.  
 37/6. P. & P. 5/-.

**P.M. SPEAKERS** (closed field) with  
 trans. trans.  
 2 1/2 in. .... 15/6  
 3 1/2 in. .... 13/6  
 5 in. .... 16/6  
 6 1/2 in. .... 18/6  
 8 in. .... 18/6  
 P. & P. on the above 1/- each.  
 10 in. less trans., 21/- P. & P. 1/6.

R. & A. Sin. M.E. Speaker field coil,  
 1,600 ohms O.P. trans. 5,000 ohms.  
 Imp., 18/6. P. & P. 2/-.

Sin. M.E. field coil 750 ohms with O.P.  
 trans., 17/6. P. & P. 1/-.

Truvox BX11. 12in. P.M. 3 ohm speech  
 coil, 45/- P. & P. 3/6.

6 1/2 in. M.E. Speaker, 1,000 ohm field  
 15/- P. & P. 1/6.

Extension speaker cabinet, in contrast-  
 ing walnut veneers, size 15 x 10 1/2 in.  
 Will take 6 1/2 or 8 in. speaker, 17/6.  
 P. & P. 2/-.

Volume Controls, Long spindle less  
 switch, 50K, 600K, 1 meg., 2/6 each.  
 P. & P. 3d. each.

Volume Controls. Long spindle and  
 switch 1, 1, 1 and 2 meg., 4/- each;  
 10 K & 50 K, 2/6 each. 1 and 1 meg.,  
 long spindle double pole switch, mini-  
 ature, 5/- P. & P. 3d. each.

Trimmers, 5-40 pf., 5d.; 10-110, 10-250,  
 10-450 pf., 10d.

Twin-Gang .0005 Tuning Condenser,  
 5/- With trimmers, 7/6. P. & P. 1/-.

Line Cord. 2-way 0.3 amp., 60 ohms  
 per foot, 1/3 per yard.

Twin-Gang, .0005 with feet, size  
 3 1/2 x 3 x 1 1/2 in., 6/6.

3-gang, .0005, with feet, size 4 1/2 x 3 x 1 1/2  
 in., 7/6.

Hoover Variable Speed 600-1,200  
 revs. Tape Recording Motor. Silent  
 running, 200/250 v. A.C. Shaded pole  
 with fixing. Weight 5 lb., 27/6.  
 Plus P. & P. 2/6.

**PERSONAL SHOPPERS ONLY.** Sin.  
 Enlarger 17/6, 12in. 27/6.

Germanium Crystal Diode, 2/3 post  
 paid.

Television Masks, White Rubber 9in.  
 with glass, 7/6. Cream Rubber, 12in.  
 with armour-plate glass, 15/-, 15in.  
 Cream, 17/6 plus 1/6 P. & P.

**T.V. Width Control, 3/6.**  
 T.V. Sub Assembly, all-chassis, 12in. x  
 3 1/2 in. with frame, line out, 12 mfd.,  
 275 wkg. Metrolon, 8 condensers, 4  
 resistors and tag panel 15/-, p. & p. 1/6.

**CRYSTAL PICK-UP** by famous manu-  
 facturer, complete with asphalt  
 trailer, needles and volume control  
 23/- P. & P. on each 1/-.

**EX-GOVT. RECEIVER TYPE B28.**  
 Coil unit, 6 bands, 60 kc/s. 420 kc/s.  
 500 kc/s-30 Mc/s., 21/- Plus 2/-  
 P. & P. Circuit for above 4/-.

Variable selectivity IF Switch to suit  
 above, 7/6. 465 Kc. I.F.'s to suit  
 above, type 3, 4 and 5, 5/- I.F.T.E  
 incorporating 465 Kc/s. Xtal, 10/6.  
 BFO, 7/6. Special 4-gang, to suit, 15/-.

# D. COHEN RADIO AND TELEVISION COMPONENTS


**Terms of Business: Cash with order. Despatch of goods within 3 days from receipt of order. Where post and packing charge is not stated please add 1/- up to 10/-, 1/6 up to £1, and 2/- up to £2. All enquiries and lists, S.A.E.**  
**SPECIAL NOTE: NO GOODS SENT WHERE CUSTOMS DECLARATION IS APPLICABLE.**

**23 HIGH STREET (Uxbridge Road) ACTON, W.3 Telephone: ACORn 5901**

Hours of Business: Saturday 9-6 p.m. Wednesday 9-1 p.m. Other days 9-4.30 p.m.

**COLLAR RECORD CHANGER, Model RC3/521, 3 speed, twin crystal heads. Brand new in manufacturer's original carton. A.C. mains 200/250. 89/19/6. P. & P. 3/6.**

**V.H.F. SUPERHET TUNING UNITS** by famous manufacturer, brand new. Input 300 ohms balance line. Frequency range 54-59 Mc/s., 174-217 Mc/s. I.F. 45 Mc/s permeability tuned. Provision for automatic gain control. Size 9 x 6 1/2 x 4 1/2 in. Scale. Valves used: 2 6AK5 and One 6C4. Complete with circuit diagram less val. 19/6. P. & P. 2/6.



**CABINET** as illustrated, 11 1/2 x 6 1/2 x 5 1/2 in. Walnut or cream, complete with T.R.F. chassis, 2 waveband scale, station names, new waveband, back-plate, drum, pointer, spring drive spindle, 3 knobs and back, 22/6. P. & P. 3/6.

**AS ABOVE** but complete with 5in. speaker and O.P. trans. (these speakers have been used but tested O.K.). 30/- P. & P. 3/6. Metal rectifier 4/6. Gang with trimmers, 7/6. Medium and long T.R.F. coils 5/6. 3 obsolete Ex-Govt. valves, 3/vholders and circuit of an A.C. mains 3-valve plus rec. T.R.F. which can be built for approx. £4, 5/6. Heater trans. 6/- Volume control with switch 3/6. Wave-change switch 2/-.

32-32 mfd. 4/- Bias condenser 1/- Resistor kit 2/- Condenser kit 4/- Cabinet as illustrated above complete but with 6 valve Superhet chassis, 23/6. P. & P. 3/6. As above but complete with new speaker and O.P. trans. to fit 36/- P. & P. 3/6. Medium and long wave superhet coils with circuit 6/6. Iron core 465 Kc. I.F.'s 7/6 pair. Miniature gang 5/6. Volume control with switch 2/- Wave-change switch 2/- Heater trans. Pri. 230/250 4 v. 3 amp. 7/6. 5 valveholders 2/- 5 Obsolete Ex-Govt. valves with circuit 14/6. 25 mfd. 25 wkg. condenser 11d. 8+16 mfd. smoothing condenser 3/6. Condenser kit (17) 7/6. Resistor kit (14) 3/6.

## PERSONAL PORTABLE CABINET. In cream-coloured plastic; size 7 x 4 1/2 x 3in. Complete 4-valve chassis. Scale and 3 knobs. Takes miniature 90 v. and 7 1/2 v. batteries 9/- post and pkg. 1/6.

3in. P.M. Speaker to fit above, 10/- Miniature output transformer, 5/- Miniature wavechange switch, 1/6. Miniature 1-pole 4-way used as Volume and Off. 1/6. 4BTG valve holders 2/4. Midget twin gang 1in. dia., 1in. long and pair medium and long wave TRF coils 1in. long x 1in. wide; complete with 4-valve all-dry mains and battery circuit 8/6. Condenser Kit, comprising 11 miniature condensers, 3/6. Resistor Kit, comprising 16 miniature resistors 4/-. The above receiver (less valves and batteries) could be built for approximately 51/-. All valves to suit above available. Point to Point Wiring Diagram 1/-.

**T.V. POWER SUPPLY CHASSIS, size 13 x 5 1/2 in. A.C. mains 200/250 v. Complete with smoothing choke, mains transformer, 40 mfd. 350 wkg., 3.16 mfd. 450 wkg., 32 mfd. 450 wkg. 5 U40, twin mains fuse, 11 pin output socket and mains lead. Smoothed output 350 v. 200 mA. heaters 6.3 v. 7 amp., 70/- P. & P. 5/-.**

**MAINS UNIT** comprising chassis 6 x 4in., fully shrouded mains trans. 110/250 input, 32+32 mfd., 350 wkg., U50 rec., octal plug and mains head. Smoothed output 250 v. 70 mA. heaters 6.3 v. 2 amp., 25/- P. & P. 2/6.

**FULLY SHROUDED MAINS TRANSFORMER, input 110/250, sec. 350-0-350 175 mills 6.3 v. 7 amp., 5 v. 3 amp. 35/- P. & P. 3/-.**

**FULLY SHROUDED PUSH-PULL TRANS.** Pri. 6,000 ohms, sec. 15 ohms (2 6L6's in push-pull) £1. P. & P. 2/-.

**FULLY SHROUDED CHOKE 15 Henry 180 mills 15/- P. & P. 2/-**  
**FULLY SHROUDED CHOKE 5 Henry 120 mills 8/6. P. & P. 2/-**  
 These last 4 items by very famous manufacturer.

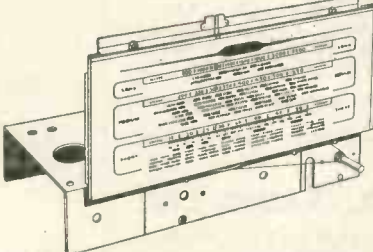
## USED C.R.T. TUBES. Heater cathode short 9in. 45/- 12in. 75/- Ion burn 9in. 35/- 12in. 55/- P. & P. on each 7/6.



**COMPLETELY BUILT SIGNAL GENERATOR.** Coverage 110 Kc/s-320 Kc/s., 300 Kc/s-900 Kc/s., 900 Kc/s.-2.75 Mc/s., 2.75 Mc/s.-8.5 Mc/s., 8.5 Mc/s.-25 Mc/s., 17 Mc/s.-50 Mc/s., 25.5 Mc/s.-75 Mc/s. Metal case 10 x 6 1/2 x 4 1/2 in. Size of scale 6 1/2 x 3 1/2 in. 2 valves and rectifier, A.C. mains 200/250 v. Internal modulation 400 c.p.s. to a depth of 30 per cent., modulated or unmodulated. R.F. output continuously variable 100 millivolts. P. & P. 4/- 24/5/- We will convert our previous model, as above, with new front panel for 24/-, post paid.

**CONSTRUCTOR'S PARCEL, comprising chassis 12 1/2 x 8 x 2in., cad. plated 18 gauge, v/h., IF and trans. cut-outs, back-plate, 2 supporting brackets, 3 waveband scale, new wave-length station names. Size of scale 1 1/2 x 4 1/2 in., drive spindle, drum, 2 pulleys, pointer, 2 bulb holders, 5 paxolin international octal valve holders, 4 knobs, and pair of 465TFs, 16+16 mfd. 350 wkg. semi-shrouded drop thro' 250-0-250 60 m/a. 6 v. 3 amp. Pri. 200-250, and twin-gang 31/6. P. & P. 3/6.**

**CONSTRUCTOR'S PARCEL, Chassis 8in. x 4in. x 1 1/2 in. 5in. P.M. speaker with transformer twin gang with trimmers, pair T.R.F. coils long and medium, four valveholders, 20 K. volume control and wave-change switch, 23/- P. & P. 1/6.**



## R.I. MAINS TRANSFORMERS, chassis mounting, feet and volume panel Primaries 200/250.

300-0-300 60 mA. 6.3 v. 1 a., tapped at 4 v. 6.3 v. 2 a. Tap 4 v., 13/6.  
 350-0-350 75 mA. 6.3 v. 3 a. tap 4 v. 6.3 v. 1 a., 13/6.  
 350-0-350 120 mA. 6.3 v. 3 a. tap 4 v., 5 v. 2 a. tap 4 v., 25/-.  
 350-0-350 70 mA. 4 v. 5 a. 4 v. 2.5 a. C.T., 18/6. P. & P. on the above transformers, 2/-.  
 500-0-500 125 mA. 6.3 v. C.T. 4 a. 6.3 v. C.T., 3 a. 5 v. C.T. 2 a., 27/6.  
 500-0-500 125 mA. 4 v. C.T. 4 a. 4 v. C.T. 4 a. 4 v. C.T. 2.5 a., 27/6.  
 500-0-500 250 mA. 4 v. C.T. 5 a. 4 v. C.T. 5 a. 4 v. C.T. 4 a., 39/6.  
 500-0-500 250 mA. 6.3 v. C.T. 4 a. 6.3 v. C.T., 3 a. 5 v. C.T. 2 a., 39/6 P. & P. on the above transformers 3/-

**Valve Holders, moulded octal Mazda, and octal, 7d. each. Paxolin, octal, Mazda and local, each. Moulded B7G, B8A and B9A, 7d. each. B7G moulded with screening can, 1/6 each.**  
 32 mfd., 350 wkg. .... 2/-  
 16 x 24 350 wkg. .... 4/-  
 4 mfd., 200 wkg. .... 1/3  
 4 mfd., 450 wkg. .... 3/6  
 16 x 8 mfd., 500 wkg. .... 4/6  
 16 x 16 mfd., 500 wkg. .... 5/9  
 8 x 16 mfd., 450 wkg. .... 3/9  
 32 x 32 mfd., 350 wkg. .... 4/-  
 32 x 32 mfd., 350 wkg. and 25 mfd., 25 wkg. .... 6/6  
 25 mfd., 25 wkg. .... 11d.  
 25 mfd., 12 v. wkg. .... 1/-  
 16 mfd., 500 wkg., wire ends .... 3/3  
 8 mfd., 500 v. wkg., wire ends .... 2/6  
 8 mfd., 350 v. wkg., tag ends .... 1/6  
 50 mfd., 25 v. wkg., wire ends .... 1/9  
 100 mfd. 350 wkg. .... 4/-  
 100+200 mfd., 350 wkg. .... 9/6  
 16+16 mfd. 350 wkg. .... 3/3  
 Ex-Govt. 8 mfd., 500 v. wkg. size 3 1/2 x 1 1/2 for .... 2/6  
 60+100 mfd., 280 v. wkg. .... 7/-  
 16 x 32 mfd., 350 wkg. .... 6/-  
 50 mfd., 180 wkg. .... 1/9  
 65 mfd., 220 wkg. .... 1/6  
 8 mfd., 150 wkg. .... 1/6  
 60+100 mfd., 280 wkg. .... 8/6  
 50 mfd., 12 wkg. .... 11d.  
 32+32 mfd., min. 275 wkg. .... 4/-  
 50 mfd., 50 wkg. .... 1/9  
 Miniature wire ends moulded, 100 pf., 500 pf., and .001 ea. .... 7d.

Combined 12in. mask and escutcheon in lightly tinted perspex, with Vernier adjustment, 15/- P. & P. 2/-

Frame Oscillator Blocking Trans., 4/6. Tube Mounting Bracket, size 9 1/2 x 4 1/2 in. 12in. tube clamps, 2/-.

Smoothing Choke, 2 Henry 150 mA./3/6, 250 mA. 4 Henry, 5/-; 250 mA. 10 Henry, 10/6; 250 mA. 8 Henry, 8/6.

P.M. Focus Unit for any 9 or 12in. tube, except Mazda 12in., with Vernier adjustment, 15/- P. & P. 1/6.

P.M. Focus Unit for Mazda, 12in., with Vernier adjustment, 17/6. P. & P. 1/6. Wide Angle P.M. Focus Units, Vernier adj., state tube, 25/- P. & P. 2/- Energised focus coil, low resistance mounting bracket, 17/6 plus 2/- P. & P. Scan Coils, low line low impedance frame, complete with O.P. transformer, 17/6. P. & P. 2/-.

Ion Traps for Mullard or English Electric tubes, 5/-, post paid.

465 Kc. I.F.s, size 2 1/2 x 1 1/2 in. Q.110 removed from American equipment, 5/- per pair. Standard 465 Kc. Iron-core I.F.s, 4 x 1 1/2 x 1 1/2 in., per pr. 7/6. Weatrite standard iron-core 465 Kc. I.F.s, 3 1/2 x 1 1/2 x 1 1/2 in., per pr. 9/6.

Iron-Cored 465 Kc. Whistle Filter, 2/6. OUTPUT TRANSFORMERS. Standard type 5,000 ohms imp., 4/9. 42-1 with extra feed-back winding, 4/3. Miniature 42-1, 3/3. Multi-radio 3,500, 7,000 and 14,000, 5/6. 10-watt push-pull, 6/6 matching, 7/-.

**FUSH-BACK CONNECTING WIRE.** Doz. yds., 1/6, post paid.

**STANDARD WAVE-CHANGE SWITCHES.** 3-pole 3-way, 2/- 4-pole 3-way, 1/9; 5-pole 3-way, 1/9; 3-pole 3-way, 1/9; 9-pole 3-way, 3/6; Miniature type, long spindle, 3-pole 4-way, 2-pole 5-way, 4-pole 3-pole and 4-pole 2-way, 2/6 each, P. & P. 3d.

465 Kc. MIDGET I.F.s. Q.120, size 1 1/2 in. long, 1 1/2 in. wide, 1/2 in. deep by very famous manufacturer. Fringed adjustable iron-dust cores, per pair, 12/6.



# G. W. SMITH & CO., (RADIO) LTD.

**Solenoids.** 12/24 volt D.C. operation, size 2½ in. x 1 in. diameter, operational pull 1½ in., ideal for model work, 3/6 each.

**Ceramic Transmitter Switches,** with extra heavy duty silver plated contacts, 3 bank single pole 6 way, spacing between contacts 1 in. spacing between wafers 1½ in. and 5 in., 9/6 each.

**Venner Hour Meters** for Time Recording, capacity zero-10,000 hours, incorporating synchronous 200/250 volt 50 cycle motor. For component and instrument life check. Brand new, 69/6 each.

**Midget Model Motors** for operation on 24 volt A.C./D.C. 2 in. x 1½ in. diameter with drive pulley, 1/100 h.p., with built in variable speed governor 500/600 r.p.m., 5/6 each.

**Mains Isolation Transformers** for industrial purposes. 230 volt A.C. 50 cycles input. Output 230 volt 50 cycle 1,000 watts, supplied complete in heavy duty metal case, size 13 in. x 10½ in. x 8 in. Price £6/10/-.

**Smoothing Chokes.** Heavy duty. 20 Henry 300 M/a., 2,000 volt insulation test, Admiralty rating will pass 500 M/a., 17/6 each.

**American R.U.19 Test Meter** 0-35 M/a., 2½ in. complete with black crackle case. Brand new 10/6 each

**Mains Transformers.** 230 volt Primary, Secondary 500 x 500 at 170 M/a., 4 volt 4 amp. C.T. W.D. rating insulation test 3,000 volts. Ample space for additional 6.3 winding if required, 22/6 each.

**H.R.O. 4 Volt Vibrator Power Packs.** Output 165 volt 80 M/a., 6.3 volt at 3 amps., 6 x 5 rectifier. Choke condensers smoothed, complete in self contained crackle cabinet size 7 in. x 7½ in. x 6 in., battery leads with croc. clips supplied. Brand new, 39/6 each.

**Ceramic Switches.** Standard spacing, 4 pole 3 way 3 bank. Special price, 6/6 each. Brand new and boxed.

**Meters.** 0-250 M/a. 2 in. Round Thermo, coupled, 5/6 each.

**Battery Chargers.** Ex-W.D. 200/250 volt A.C. input. Outputs 3 switched position 4, 6 or 12 volt at 7 amps., with Low, Medium or High charging rate fitted with 2½ in. amp. meter, manufactured by Heyberds. Offered at fraction of their original cost, £6/10/- each.

**Transmitting Transformers.** Primary input voltage tapped 100/250 volt. Secondary output voltage 2000-0-2000 at 400 M/a. Size, 10 in. x 10 in. x 10 in., 92/6 each.

**Indicator Units Type 96.** Brand new in sealed boxes. Complete with VCR97 tube. 6 SP61, 2 EB34 valves. High voltage condensers. Pots resistors etc., etc. The unit for Television or Scope conversion. Our price, 52/6 each.

**Welding Transformers.** A.C. input voltage 230 volt. Output 11.5/12.5 volt 70 amps., 82/6 each.

**Smoothing Chokes.** Ex-W.D. 15 Henrys at 275 M/a. Ministry rating, resistance 125 ohms, 10/6 each.

**R.F. Units, Type 26.** Frequency coverage. 45/65 Megacycles, brand new complete with valves 59/6 each. Ditto with broken dials, 39/6 each.

**A.C. Mains Transformers,** suitable for many purposes. Input voltage 200/250 volts A.C. Output 45 volt 4 amps. Enclosed in attractive ventilated case with carrying handle. Size: 5 in. x 4 in. x 3 in., 19/6 each.

**Ceramic Switches.** 3 pole 4 way 4 bank, standard size wafer, 10/6 each

**ACOS Crystal Microphone Inserts.** Tried and approved by many leading Hams. Extremely sensitive, 4/6 each

**American Rotary Transformers.** 12 volt D.C. input. Output 255 volt at 65 M/a. Size: 4½ in. x 2½ in. For Car Radio Operation. Also suitable for running Electric Shavers from your car supply, 22/6 each. Brand new.

**Mansbridge Condensers.** 4 Mfd. 500 volts, 2/6 each. 4 Mfd. 2,000 volts, 7/6 each.

**Muirhead Switches.** Precision built. 8 pole 2 way. Key switch action, brand new, boxed, heavy contacts, 4/6 each.

**Meters.** 0-1 amp., 2 in. Round Thermo, Coupled, 7/6 each.

**Valves.** VU111, 4 volt E.H.T. Rectifier output 6,000 volts 50 M/a., brand new and boxed, 2/6 each. SP61 ex-units, 2/6 each. EF50 ditto, 3/6 each.

**Speakers.** Goodmans. 12 in. P.M. 15 ohm speech coils, brand new in sealed boxes, £4/7/6 each

**Transformers.** Ex-W.D. A.C. input 230 volt 50 cycle. Outputs 330 x 330 volt at 100 M/a., 4 volt 3 amp., 10/6 each.

**Special R1155 Bargains.** Callers ONLY. In first class condition, complete with all valves. Each Receiver Tested at the time of purchase, less cabinets. Exceptional offer, £4/19/6 each.

Please print your name and address clearly, also include postage or carriage on all items.

Hours of Business: 9 a.m.-6 p.m., excluding Thursday 1 p.m. Open all day Saturday.

**G. W. SMITH & CO., (RADIO) LTD.**  
3-34, Lisle Street, London, W.C.2

Telephone: Gerrard 8204/9155

Nearest Tube Stations: Piccadilly or Leicester Square.

# MARINE RADIO TELEPHONE

BRAND NEW. GOVERNMENT SURPLUS.

Supplied complete with Control Box, Telephone Handset, full instruction manual and a set of crystals to cover marine or aircraft requirements.

Operates from 12/24 volts D.C.

Total Weight: 37 lb.

Size: 17 x 10 x 7 in.

Ideal ship to shore equipment.

Price  
**£45**  
Complete

**NATIONAL H.R.O. RECEIVERS,** complete with tubes but less coils. Rack and table models available. £19 each.

H.R.O. Power Units, 110/230 volts A.C. .... 65/- each

H.R.O. Power Units, battery models, 6 v. .... 55/- each

H.R.O. Coils, limited quantity available ..... 50/- each

Moving Coil Microphone. T.50 Electro Voice Model, 600C for BC.614E amplifier. New and boxed ..... 80/- each

Speech Amplifier BC.614E for BC610 Transmitter. New and in original cases ..... £27 each

Hallcrafters BC.610 P.A. Coils, with swinging link. Set of seven coils. New and boxed..... £7 set

## McELROY-ADAMS MFG. GROUP LTD.

(Sole concessionaires U.K. for Hallcrafters Communication Equipment)

46, GREYHOUND ROAD, LONDON, W.6

Cables: Hallcraft, London

Phone: Fulham 1138/9

## L. WILKINSON

WHOLESALE AND EXPORT

19, LANSDOWNE ROAD, CROYDON

Phone: CRO 0839

Telegrams: "WILCO" CROYDON

"BERCO" WIRE WOUND POTENTIOMETERS  
20,000 ohms, 10 watt, type M. Separately tapped at 5,000, 10,000, and 15,000 ohms with integral connections to a 6 terminal strip. Complete with 2½ in. instrument knob with 3 in. skirt, and a 3½ in. plated brass dial scaled 0/100.

BRAND NEW—EX ADMIRALTY—1,600 IN STOCK.  
15/- each complete as above.

List available of 50,000 various potentiometers available from stock at low prices.

RACKS. Standard 6ft. P.O. type for 19 in. panels, steel channel sides correctly drilled, heavy angle base.

RELAYS—P.O. TYPE 3,000

Built to your specification—early delivery—quotation by return—please state resistance of coil required and contact build up.

**WILL BUY any U.S. surplus radio parts, equipment**

\* APN-9, TS-67, R-89B/ARN-5, ARC-1, ARC-3, ART-13, BC-221, BC-348, SCR-522, MN-53, MN-61, RA-1, MN-31, MI-32, ARN-7, Headsets, Mikes, Cannon Amphehol plugs, 274-N, ARC-5, Dynamotors, Test sets, "TS-" or "1-" prefixes.

State condition and Best Price  
**Aircraft Radio Industries, Inc,**

85 St. John Street, New Haven, Conn., U.S.A.

## INDICATOR UNIT 45/-

TYPE 6L. BRAND NEW. CONTAINS 9 WIRE WOUND CONTROLS AND VCR97 TUBE LESS VALVES. CARRIAGE 5/-.

### LOUDSPEAKER CABINETS



Available for 6in. and 8in. speaker units. Polished walnut finish. A very attractive cabinet at quarter of today's prices. Price. 6in. Type Cabinet, 15/6 each. Price. 8in. Type Cabinet, 19/6 each. See under loudspeakers for suitable speaker units.

### ENGRAVED KNOBS

1 1/2 in. dia. for 1/2 in. spindles, available Cream or Brown as follows:—"Focus," "Contrast," "Brilliance," "Brightness," "Brilliance On/Off," "Wavechange," "On/Off," "Tuning," "Volume," "S.M.L. Gram," "Tone," "Vol On/Off," "Radio-Gram," "Bass," "Treble" "Record-Play" Price 1/6 each. Plain knobs to match 1/- each.

Burgees Micro Switch. Base type switch. Type 5c/19/10. Price 3/6 each.

Varnished Cotton Sleeving. 1 M.M. 1/6 doz. yds.

Crystal Diodes, wire ends, 1/8 each.

Multi Ratio Output Transformers. 5/9 each. 6in. Plessey Lightweight Speaker Unit. 10/6 each.

HEADPHONES. DHR A real quality Job. 13/- pair.


HEADPHONES. CLR Low resistance type. 7/6 pair.

HEADBANDS. Wide type 1/9 each.

### LOUDSPEAKER UNITS

3in. Plessey Round Type for Portables ...	12/9
Elac 3 1/2 in. square type. 2 to 3Ω	13/6
5in. Units by Lectrona and Elac	12/3
Truvox 6 1/2 in. Wafer Speaker, only 1 1/2 in. deep	20/-
6 1/2 in. Elac with output transformer	16/6
8in. Units by Plessey and Elac	15/-
Lectrona 10in. 2 to 3Ω	16/6
Rola/Celestion, 8in.	16/6
Rola/Celestion, 10in.	25/6
12in. Truvox BX11 Lightweight	57/6
Extension Loudspeaker in mottled bakelite case, suitable for bedrooms or kitchenettes	19/6
Plessey Mains Energised 8in. Unit, 1,500 Field	21/-

### WALNUT CABINET



Complete with drilled chassis, dial, back plate, pointer, dial drive and drum, etc. Price 27/6 Post 2/-.

### SPECIAL PURPOSE VALVES

EF8	6/6	955	4/-	VU111	3/6
6G6G	6/6	TT11	6/6	9001	6/3
9004	6/3	VR116	4/-	VU39	8/6
VR136	7/-	VR56	7/-	VR65A	3/6
VR66	3/9	954	2/-	956	3/6
VU120A.	3/6	CV71	1/-	9003	6/3
9002	6/3	VR137	5/-	2X2	5/6
VR53	7/6	VR55	7/3	VR65	3/9
VR91	6/-	VT105	4/-	6S57	8/-
807	8/-	PT15	10/-	VT75A	7/6
5Z3	8/6	6SA7	9/-	1A5GT	7/6
6Y6G	8/-	ATP4	6/9	6ST7	8/-

TORCHES. Complete with bulb and 2 U2 Type batteries. 2/- each. CYCLE REAR LAMPS complete with bulb and battery, 1/8 each.

### METAL RECTIFIERS

12 v. 1/2 amp., 1/6; 12 v. 3 amp., 13/9 each.; 2 v. 1 amp., 3/-; 12 v. 2 amp., 10/6; 250 v. 45 M/A., 6/9; 300 v. 60 M/A., 7/6.

### EX. GOVERNMENT VOLUME CONTROLS.

500Ω; 600Ω; 10KΩ; 20KΩ; 25KΩ; 50KΩ; 100KΩ; 1/2 megΩ; 1/4 megΩ; 1 megΩ; 2 megΩ. Each 1/-.

## INDICATOR UNIT 40/-

TYPE 233 ALL CONTROLS TO FRONT PANEL, VCR97 IN GOOD CONDITION. DOZENS OF CONDENSERS AND RESISTORS LESS VALVES. CARRIAGE 5/-.

### GRAMOPHONE MOTORS

Collaro AC37 gramophone motor complete with 10in. turntable, suitable for 100/120 v. 200/250 v. manual adjustment variable speed. Price 46/- each. Packing and post 2/-.

Collaro AC37 Gram Motor as above less turntable with 1/2 in. spindle. 32/6 each. Plus 1/6 post.

### PICK-UPS

Magnetic pick-up type GP6 by Cosmocord. Price 21/- each. Post and packing 1/-.

### BRAND NEW STOCK CONDENSERS


20 x 20 MFD. 500 v. 3/6 ea.; 32 MFD 350 v. 1/9 ea.; 32 x 16 MFD. 350 v. 3/3 ea.; 24 MFD. 350 v. 2/3 ea.

### RECEIVER 1132A.

Contains EK32; 4 EF39; 6H6; 6J5; 3 SP61; P61 in good condition. Fitted with tuning meter. Slow motion drive calibrated dial complete with circuit diagram. 49/6 each. Carriage and packing 7/6.

### "SWAN" RADIO CABINET

Build a Radio in this up-to-date Cabinet. A modern looking Radio Cabinet complete with drilled chassis; dial drive and drum; back plate; dial; spring; pointer; size 15 1/2 in. x 11 1/2 in. x 5 in. Price £11/6/6. Post and Packing 2/-.



We can supply a circuit diagram with all instructions for constructing a 3 valve plus metal rectifier T.R.F. receiver to operate on Long and Medium wave bands for 1/6. The complete kit can be supplied for £6/6/-. Plus Packing and Post 2/6.

## 10 VALVE 1 1/2 METRE SUPERHET

IDEAL FOR TV CONVERSION—I.F. 12 MEGS. BAND WIDTH. 4 MEGS. CO-AXIAL INPUT AND OUTPUT SOCKETS COMPLETE 55/- CARRIAGE 5/-.

### CONSTRUCTOR'S PARCELS

Contain a very good selection of resistors. All packed separately and marked with sizes. Condensers of all types and sizes and numerous other components suitable for all constructors. Price 10/- each. Post 1/-.

## INDICATOR UNIT 63/-

TYPE 255, CASE SIZE 17 1/2 in. x 13 in. x 11 1/2 in. COMPLETE WITH VCR517C. BRAND NEW, LATEST TYPE PANELS, DOZENS OF RESISTORS AND CONDENSERS. LESS VALVES CARRIAGE 7/6.

TERMS: Cash with order or C.O.D. Postage and Packing charges extra, as follows: Orders value 10/- add 9d.; 20/- add 1/-; 40/- add 1/6; £5 add 2/-, unless otherwise stated. Minimum C.O.D. fee and postage, 2/3. Illustrated Catalogue available send 6d. in stamps. MAIL ORDER ONLY

# ALPHA RADIO SUPPLY CO.

5-6 VINCES CHAMBERS, VICTORIA SQUARE, LEEDS, 1.



**H.R.O. SENIOR RECEIVERS.** With A.C. P.P., 5 coils, £37/10/-.  
**D.S.T. 100 RECEIVERS,** as new. Coverage is 7 bands from 30 Mc/s. to 50 Kc/s., £30 each.  
**HAMMERLUND BC779B.** Mint condition, rack mtg., £42/10/-.  
**HALLICRAFTERS SX28, S27, S41, S38, etc.** All in perfect condition.  
**AR88LF, AR88D, CR100,** from stock. **RI155 RECEIVERS,** new, A.C./D.C. MOTORS, suitable for sewing machines, 47/6 each.  
**A.C./D.C. 12 v.-15 v. MOTORS,** long spindle for models, 15/- each.  
**20 WATT P.A. RACK MOUNTING AMPLIFIERS,** complete with power pack, 200/250 v. A.C., less valves, £6/10/-. Valves—2 type PX25, 1 MH4 and 1 MU14, £2/15/- per set.  
**NEW M/C MICROPHONES,** hand type, with 12 yds. heavy duty screened cable, £3/15/- each.  
**B.C.221 FREQUENCY METER,** from stock. Many items of American equipment available.  
**TEST EQUIPMENT.** We hold a comprehensive stock. Multi-range meters at 1,000 and 20,000 ohm p.p.v., valve testers, signal genes 4,000Ω **EARPHONES,** 11/6 pr.  
**10,000Ω POTENTIOMETERS,** large size, by Colvern, enclosed, 8/6 each. 100k, 15w, 9/6 each.  
**TYPE 73 VELLODYNE UNITS** in stock, £4/10/- each.  
**C.R.100 RECEIVERS,** perfect order, £27/10/-.  
**MAINS TRANSFORMERS.** Special offer, not ex-W.D., 200/250 v. input tapped. Output 250.0-250 v. at 100 mA., 5 v. 3 a., 6.3 v. 4 a., 21/6 each.  
**350.0-350 v. Ellison** at 120 mA., 6.3 v. 5 a., C.T. 5 v. 3 a., 37/6. All type in stock.  
**EVERSHED BRIDGE MEGGERS,** 250 v. Special price, £12/10/- each.  
**D.C./A.C. CONVERTERS,** 230 v. D.C. input, 230 v. A.C. output at 140 watts, £9.  
**COSSOR DOUBLE BEAM OSCILLOSCOPE,** perfect, £33.  
**G.E.C. 7 WATT V.H.F. MOBILE TX/RX.** Complete with 12 v. rotary p/pack, 80.9, 81.1 and 81.3 Mc/s., special offer, £30.  
**EDDYSTONE 640 RECEIVER.** Perfect, at £22.  
**6 VOLT (3 at 2 v.) BOXED ACCUMULATORS,** 24/-.  
**.1μF 350 v. METAL CASED TUBULARS, U.S.A.,** at 4/6 doz. (minimum 2 doz.).  
**H.R.O. COILS,** .46-.96 Mc/s., etc., at £2/5/- per coil.  
**LARGE STOCKS OF MOTORS, A.C./D.C. and A.C.,** 1/16, 1/12, 1/4, 1/2 h.p.  
 Your post enquiries welcomed. S.A.E. for reply please. Orders, C.W.O. or Pro-forma Invoice, no C.O.D. Prices quoted do not include carriage and packing.

All types of equipment purchased. Top prices paid.

**SERVICE RADIO SPARES**

4, LISLE STREET, LONDON, W.C.2

Telephone: GERrard 1734

**EX-ADMIRALTY SIG-GEN/WAVEMETER. TYPE G56.** Range 15 to 24,000 kcs. New and Complete with Calibration Manual. £41/-.  
**NEW OSCILLOSCOPE UNITS.** Containing VCR97— with mu metal screen and rubber mask. EF50s or VR65s 3 EB34s. Dozens of H.V. condensers, resistors and pots. Now is the time to buy these units before they are gone. Price £3/15/-, including "V.V.V." T.V. Scope Circuit.  
**LABORATORY TEST EQUIPMENT.** For aligning and checking Trans./Receivers covering 150 to 234 Mc/s. comprising: Type BC906. Frequency Dip Grid Meter. 145-235 Mc/s. Type I-196-B. Signal Generator. 150-234 Mc/s. Type BC1066-R. Radio Receiver. 150-234 Mc/s. Price £12 the set. Carriage extra.  
**VALVES.** IS4, 8/6; 6AG5, 10/6; 117Z6, 12/6; 6SH7, 5/6; 955, 954, 6/-; 3G215, 6/6; Pen 220A, 6/6; TT11, 8/6; 42, 10/6; 9001, 9002, 9003, 7/6; 954-955, 6/6.  
**MAINS TRANSFORMERS.** Input 200/240 v. Output 350.0-350 or 250.0-250 volt 80 mA. and 4 and 6.3 v. 4 a. and 4 and 5 v. 2 a. Price 21/6. Input 200/240 v. Output tapped 3, 4, 5, 6, 8, 9, 10, 12, 15, 18, 20, 24, 30 volts, 2 amps., 21/6. All with one year's guarantee.  
**D.P.D.T. RELAYS.** Operate at 200/300 volts D.C., 8/6. D.P. make and break, 8/6. We can supply any type of voltage and contacts at varying prices.  
**NEW SELENIUM RECTIFIERS.** F.W. 12/6 volt 3 amps., 14/6; 4 amp., 22/6; 6 amp., 30/-; 1 amp., 8/6; 12 v. 100 mA., 3/-; 250 v. 100 mA., 11/6; 9/-; 80 mA., 6/6; 250 v. 275 mA., 17/6.  
**GERMANIUM CRYSTAL DIODES,** 2/9.  
**VCR97 CRTs.** New and crated. Picture tested, 45/6. Bases, 3/6.  
**NEW P.M. SPEAKERS.** 5in., 14/6; 6in., 16/6; 8in., 20/-; 10in., 27/6.  
**0-500 MICROAMMETERS,** 2in., 15/6.  
**M/C MICROPHONES** with matched Trans., 15/-.  
**FL5 FILTER UNITS,** 8/6. Same as FL8 but less switch.  
**TYPE FT243 FREQUENCY CRYSTALS,** 5/8 to 8.6 Mc/s. In 25 Kc. steps, 8/- Lists supplied.  
**6 VOLT VIBRATOR PACK.** Output 250 v. 60 mA. Complete in steel case, 22/6.  
**6.3 v. 0.6 a. BULBS.** B.T.H.-G.E.C., 25/6 per 100.  
**TRI196 TRANSMITTER SECTION.** New and complete but less valves. 4.6-6.8 Mc/s. Easily converted, 15/- With valves 37/6.  
**L.R. ARMY HEADPHONES,** 8/6.  
**ARPI2 VALVES,** New and boxed, 4 for £11/-.

**The RADIO & ELECTRICAL MART**

All Carriage paid in the U.K. from Dept. W.W., 253B PORTOBELLO ROAD, LONDON, W.11

Phone: PARK 6026

**THE WORLD'S GREATEST BOOKSHOP**

**FOYLES**  
 \* FOR BOOKS \*

All new Books available on day of publication. Secondhand and rare Books on every subject. Stock of over three million volumes.

Subscriptions taken for magazines.

Foyles have depts. for Gramophone Records, Handicraft Materials, Stationery, Music.

119-125 CHARING CROSS ROAD, LONDON, W.C.2

Gerrard 5660 (16 lines) ★ Open 9-6 (Thurs. 9-7)

Nearest Station: Tottenham Court Road

**TRANSFORMERS**  
**COILS** LARGE OR SMALL QUANTITIES  
**CHOKES** TRADE ENQUIRIES WELCOMED

SPECIALISTS IN

**FINE WIRE WINDINGS**

MINIATURE TRANSFORMERS, PICK-UP, CLOCK AND INSTRUMENT COILS, ETC. VACUUM IMPREGNATION TO APPROVED STANDARDS

**ELECTRO-WINDS LTD.**

CONTRACTORS TO G.P.O., M.O.S., L.E.B., ETC.

123-5-7 PARCHMORE ROAD, THORNTON HEATH, SURREY LIVINGSTONE 2261 EST. 1933

**PRATTS RADIO**

1070 Harrow Road, London, N.W.10

(Nr. Scrubs Lane)

Tel.: LADbroke 1734

**AMPLIFIERS**

Collage general-purpose units. MODEL AC10E, 4 valve, 10 watts. Neg. feedback. £10/7/6. MODEL AC18E, 6 valve, 18½ watt P/P output. Feedback over 3 stages. £15/15/-. MODEL AC32E, 32 watts P/P output. Feedback over 3 stages. £18/18/-. MODEL U10E, for D.C./A.C. mains, 6 valve P/P output. Feedback over 3 stages. £12/10/6. All are COMPLETE WITH CASES and chrome handles. They have a SEPARATE microphone stage, SEPARATE mike and gram. inputs allowing MIXING of speech and music. Input voltages average 400 mV and 3 gram. Outputs match 3, 8 or 15 ohm speakers. MODEL Q90, 6-valve unit with Bass and Treble controls. P/P output of 9 watts. This amplifier incorporates an 18 section O/Transfr., variable feedback from zero to 25 db. Output Imped. 3.6 to 230. Complete chassis, £13/10/6. MODEL Q4C, 4 valve 4 watt unit Bass and Treble controls. Variable feedback. O/Imp. 3 to 15 ohm. Chassis complete, £9/15/-. Complete range of accessories available. Send stamp for lists. All amplifiers are ready for use.



MODEL AC10E £10/7/6.

**RELAYS**  
 AND  
**KEY SWITCHES**

LARGEST EX-GOVT. STOCK IN GT. BRITAIN

Types 600-3000 Relays—Siemens High Speed Also A.C. 400 volts 50 cycles

Uniselector Switches, Telephone Switch-Boards, Telephone Components Plugs, Jacks, Handsets—Government Contractors.

**JACK DAVIS (RELAYS) LTD.** (Dept. W.)

36 PERCY STREET, LONDON, W.1

Phones: MUSEum 7960, LANGham 4821





**5 Harrow Road, Paddington, W.2**

PADddington 1008/9 and 0401

OPEN MONDAY to SAT. 9-6. THURS. 1 o'clock.

**RADIO-GRAM CHASSIS**

3 Wave-band Superhet. Med., long and short.  
5 Latest Type MULLARD Valves.  
4 Position Switching. Gram., med., long and short.  
Provision for A.C. Mains  
Extension Speaker 110/250 volts.  
Chassis 11in. x 7in. x 2½in. Scale 8in. Square.  
Or Chassis 13½in. x 6½in. x 2½in. Dial 10in. x 5½in.  
PRICE £10/5/-.  
BRAND NEW AND GUARANTEED CARR. PACKING AND INS. 10/-.

SEND STAMPS FOR NEW 1953 28-PAGE CATALOGUE

**PYE 45 M/C.S. STRIP, TYPE 3583 UNITS**  
Size 16in. x 8in. x 2in. Complete with 46 Mc/s. Pye Strip, 12 valves, 10 EF50, EB34 and EA50, volume controls and hosts of Resistors and Condensers. Sound and vision can be incorporated on this chassis with minimum space. New condition. Modification data supplied. Price £5. Carriage paid.

**COLLARO AUTO-CHANGER**  
Type RC3/521. 3-speed, complete with 2 crystal heads, £9/19/6, carr. free. TRADE SUPPLIED.

**PHOTO CELLS CMG25.** Brand new, 25/-.

**GOODMANS 12in. P.M. SPEAKER.** 15Ω, type T15, £4/19/6. List Price £8/8/-

**WELWYN WIRE-WOUND SLIDER RESISTORS**  
MOUNTED ON PANEL FOR T/V SETS  
4 Bank: 100Ω, 500Ω, 2-10K..... 5/-  
4 Bank: 1K, 2-2K, 1-1 meg. (car.)..... 5/-  
5 Bank: 200Ω, 2K, 3-10K..... 6/-

**METRO-VIC (METROSIL) PENCIL TYPE E.H.T. REGULATOR** up to 10 k.v. particularly suitable for regulating E.H.T. Fly-back. 5/-.

**STROBE UNITS.** Brand New, in sealed cartons, these contain 6 EF50s, 6 EA50s, 1 EP61, a host of condensers, resistors, transformers, chokes, relays, switches, 7 pots, and 5 smoothing condensers. Size 18in. x 8½in. x 7½in. Only 67/6.

**L.T. RECTIFIERS**

6 v. 1 amp. G.E.C. ....	4	0
12 v. 2½ amp. Westinghouse .....	12	6
12 v. 4 amp. S.T.C. ....	17	6
12 v. 8 amp. S.T.C. ....	£1	12 6

**25/73 TR1196 RECEIVER**  
This unit is complete with 8 valves, 2 EF36, 2 EF39, 1 EK32, 1 EB33 and 465 kc/s. I.F.T.s. Circuit and conversion data supplied; 25/- in new condition. Post Free.

**S.T.C. RECTIFIERS E.H.T.**

K3/25, 650 v. 1 mA. ....	4	7
K3/40, 1,000 v. 1 mA. ....	6	0
K3/100, 8,500 v. 1 mA. ....	14	8
K3/200, 10,000 v. 1 mA. ....	£1	6 0

9in. ESCUTCHEON. Brown Bakelite. Suitable plate glass and mask for 9in. tube. Price 7/6.

**AMERICAN 12 v. DYNAMOTOR**  
Output 250 volts. 60 mA. Weight 5 lb. Suitable for Car Radio or Electric Razors. 22/6.

**H.T. RECTIFIERS**

S.T.C. 125 v. 60 mA. ....	4	6
S.T.C. 125 v. 100 mA. ....	5	0
S.T.C. 125 v. 125 mA. ....	6	0
S.T.C. 300 v. 75 mA. ....	9	0
S.T.C. 250 v. 250 mA. ....	18	0

**WESTINGHOUSE 14D/972**  
250 v. 25 mA. .... 6 6  
S.T.C.M. 1/8 Noise Limiter ..... 2 0

**G.E.C. METER RECTIFIER,** 1 mA. .. 11 6

**RECEIVER R1355.** As specified for "Inexpensive Television." Complete with 8 valves VR65 and 1 ea. 5U4G, VU120, VR92. Only 29/6, carriage 3/-. Or brand new in original packing cases 55/- carriage 5/-. RF, 25/-; RF38, 25/-; RF26, 59/6; RF27, 59/6.

**RECEIVER UNIT TYPE 159.** Size 8in. x 6½in. x 4½in., containing VR91, VR92, CV66, VR65 and 24 v. selector switch. New condition, 15/-.

**WALKIE-TALKIE TYPE "46,"** complete with 6 valves, 2VP23, H123 DD, OP25, TP25 and ATP4, aerial rods. I.F. trans., 1.6 Mc/s. mike trans. in new condition, but less transmitting components and coils removed by M.C.S., 35/-, carr. paid. (Less valves, 12/6.)

**CATHODE RAY TUBES**

VCR97. Guaranteed full T/V picture (carr. 2/-) .....	£2	0 0
VCR157. Guaranteed full T/V picture (with mu-metal screen) .....	£2	0 0
3EP1 with shield suitable for T/V or 'scope (carr. 1/6) .....	£1	5 0
MU-METAL SCREENS for VCR97 or 517. P.P. 1/6. ....	10	0
6in. ENLARGER for VCR97 or 517. P.P. 1/6. ....	17	6

VR91 (EF50) Brand new Red Sylvanian, original boxes ..... 10/-  
British types, brand new and boxed ..... 8/6  
VR91 (EF50). Ex-brand new units, 6/-, or ten for 50/-.  
PX25, 12/6. Matched PX25's at 25/- per pair.  
Raytheon CK610AX Sub-Miniature Valves, brand new, 5/- GU50, 12/6.

**No. 38 "WALKIE TALKIE" TRANS-RECEIVER,** complete with Throat Mike, phones, Junction Box and Aerial Rods in canvas bag. Freq. range 7.4 to 9 Mc/s. Range approx. 5 miles. All units are as new and tested before despatch, £4/10/-.

**TRUVOX TAPE DECK MARK III**

Incorporating high impedance mu-metal twin-track heads. Two-speed capstan, for tape speeds of 7½ and 3½ inches per second. Three heavy-duty motors allowing for fast forward and rewind facilities without tape handling. All controls operated by electrically and mechanically inter-locked push buttons.



Price £23/2/-, carriage free. (Available from stock).

★ **TAPE-DECK AMPLIFIER AND POWER UNIT** ★  
This unit is specially designed for the "Truvox" unit and we believe this quality amplifier lifts tape recording from the novelty, into the quality class.

**AMPLIFIER SPECIFICATION :**

★ 2—6BR7, 2—6V6GT, 1—6J5, 1—6U5G ★ Variable selective negative feed back circuits ★ Variable tone control ★ Magic eye level indicator ★ Four watts undistorted output ★ Amplifier complete with valves, £13/5/-.  
Chassis size 10in. x 6in. x 2½in.

**POWER UNIT (AC200/250 volts)**  
Chassis size 9in. x 5in. x 2½in., complete with 5Z4 ..... £4 15 0  
**Amplifier and Power Unit complete** ..... £16 16 0  
CALL FOR DEMONSTRATION OR SEND FOR FULL DETAILS

**4 WATT AMPLIFIER (UNDISTORTED)**  
Manufactured by Parmeko and Sound Sales for Admiralty. 4 valves, PX25, 2-AC/HL, MU14. Output Matching and 3Ω and 15Ω, 100/250 v. A.C. COMPLETE IN STEEL GREY AMPLIFIER CASE. £12/10/0  
CALL FOR DEMONSTRATION

**T.V. PRE-AMPLIFIER FOR LONDON AND BIRMINGHAM.** Complete with 6AM6. Ready to plug in to your set, 27/6. P.P. 2/6.

**VCR139A.** 2½in. Brand new in original cartons 35/-, carr. free.

**INDICATOR UNIT TYPE SLC5**  
This Unit is ideal for conversion for a 'Scope Unit or basis for Midget Television. It contains C/R Tube type ACR10 (VCR139A) complete with holder and cradle, also earthing clip. 1-VR66, 2-VR65, 24 mfd. 550 v. wkg. condenser, potentiometers and a varied assortment of resistors and condensers. These Units are in new condition and packed in wooden transit cases. The C/R Tube will be tested before despatch. Dimensions: 8½in. x 6½in. x 11½in., 45/-.

**INDICATOR UNIT TYPE 182A**  
Unit contains VCR517 Cathode Ray 6in. tube, complete with Mu-metal screen, 3 EF50, 4 8P61 and 1 6U40 valves, 9 wire-wound volume controls and quantity of resistors and condensers. Suitable either for basis of television (full picture guaranteed) or Oscilloscope. Offered BRAND NEW (less relay) in original packing case at 79/6. Plus 7/6 carr.

**VIBRATOR PACKS**

Input 6 v., Output 150 v., 40 mA. ....	25/-
Input 6 v., Output 180 v., 40 mA. (ex 21 set) .....	17/6
Input 2 v., Output 180 v./90 v., 35 mA., 1.4 v., 250 mA. ....	50/-
Input 6v., Output 200 v., 80 mA. (Masteradio) .....	30/-
Input 12 v., Output 300 v., 100 mA. ....	30/-
6 v. Vib. Trans. 250 v., 80 mA. ....	7/6

**WEARITE**  
705 Coil Pack 2 waveband ..... £1 17 10  
591A and 592 465 kc/s. pair ..... 10 0

**VCR517C BLUE & WHITE 6½in. TUBE**  
This tube replaces the VCR97 and VCR517 without alteration and gives a full blue and white picture. Brand new in original cartons 35/-, carr. free. Three Months' Guarantee.

**SHADED POLE MOTORS**  
A.C. 200/250 v. 50 cycles, 2,000 r.p.m. Ideal for Tape Recorders, Gram. Motors, Timing Mechanisms, or Switch Movements, etc. Size 2½" x 3½" x 2½". Brand new, 10/6 each.

**WANTED**  
723 A/B and CV129 Klystron Valves, Philips Trimmers, 3-30 pF. RL18, NR88. Any quantity.

... to engineers and designers  
who want a really comprehensive  
reference book

## RADIO DESIGNERS HANDBOOK

4th Edition

Ed. F. Langford-Smith

Intended especially for those interested in the design and application of modern radio receivers, audio amplifiers and record reproducing equipment its 1474 pages contain a vast amount of data in a readily accessible form. This indispensable source of information for which the industry has waited many years is now available from stock.

Price **42/-** Postage 1/-

### TELEVISION ENGINEERING

PRINCIPLES AND PRACTICE. Volume 1: Fundamentals, Camera Tubes, Television Optics, Electron Optics. A B.B.C. Engineering Training Manual, by S. W. Amos, B.Sc. (HONS), A.M.I.E.E., and D. C. Birkinshaw, M.A., M.B.E., M.I.E.E., in collaboration with J. L. Bliss, A.M.I.E.E. The first volume of a comprehensive work on the fundamentals of television theory and practice. 30/-, postage 8d.

### SOUND RECORDING AND REPRODUCTION

By J. W. Godfrey and S. W. Amos, B.Sc. (HONS.), A.M.I.E.E. Covers the theory and practice of disc, magnetic and film recording, with special reference to B.B.C. equipment. 30/-, postage 8d.

### RADIO DATA CHARTS

5th Edition. By R. T. Beatty, M.A., B.E., D.Sc. Revised by J. McG. Sowerby, B.A., A.M.I.E.E. A series of Abacs providing graphical aid to most of the calculations required in receiver design. 7/6, postage 6d.

### WIRELESS SERVICING MANUAL

8th Edition. By W. T. Cocking, M.I.E.E. A reliable guide for both amateur and professional. Describes testing methods and apparatus and the process of deducing and remedying defects. 12/6, postage 5d.

### TELEVISION RECEIVING EQUIPMENT

3rd Edition. By W. T. Cocking, M.I.E.E. A comprehensive explanation of the television receiver, including practical details, design data, special circuits and faults and servicing. 18/-, postage 8d.

### RADIO VALVE DATA

Compiled by "Wireless World." Gives the main characteristics and base connections of over 2,000 receiving valves and over 150 cathode ray tubes. 3/6, postage 3d.

### INTRODUCTION TO VALVES

By R. W. Hallows, M.A. (CANTAB.), M.I.E.E., and H. K. Milward, B.Sc., A.M.I.E.E. Describes the principles, construction, characteristics and uses of most types of radio valve. The approach is simple and, as far as possible, non-mathematical. 8/6, postage 6d.

PLEASE WRITE OR CALL FOR CATALOGUE

The above selection of ILIFFE BOOKS is  
— obtainable from —

## The MODERN BOOK CO.

BRITAIN'S LARGEST STOCKISTS

of English and American Technical Publications

21, PRAED STREET, LONDON, W.2

Phone: Paddington 4185.

Open all day Saturday

## OUTSTANDING OFFERS FOR EXPORT ONLY

### U.S.A. Radio and Radar Equipment

- RCA TRANSMITTERS. Type ET-4336-B, H, K, L
- AIRCRAFT TRANSMITTERS, Model GO-9 (Westinghouse). RADIO SETS SCR-695. RECEIVERS AR-77 and 88.
- TEST EQUIPMENT IE-46, TS-36/AP, TS-56A/AP, TS-51/APG-4, Type 205A, Type LR-1 (General Radio), BC-221 (Bendix) AN/UPM
- Hallicrafters SCR-299, 399 and 499 (BC-610)
- INTERROGATORS-RESPONDERS BM-1 (and BN-1)
- REPEATER-INDICATORS AN/APA-1
- RADAR INDICATING EQUIPMENT, Model VF.
- Large Quantities of American Microwave Frequency Meters (Lavoie Laboratories).
- PULSE GENERATORS (RCA and Measurements Corporation).
- AIRCRAFT RADAR, APS-3, APS-4, and APS-6.
- AN/APN SERIES—Complete Installations.

### Spares (Radio and Radar-U.S.A.)

Full range of spares for most U.S.A. Aircraft, Naval and Ground Radio and Radar Units (SCR-187, 188, 193/269, 274-N, 287, 399, 508-10, 17, 536, 566, 593, 608-10 (very large quantities), 694, 695, MRN-3, TRA-1—ABK, BM, BN, SM, SO, SQ, SK, APS-2, 3, 4, 6, 15, etc.). Klystrons 2K33 (Oxford tubes). Large Quantities of Plate Supply Transformers for ET/4336 Transmitters.

● British T/R (X 42, W/S No. 11, W/S No. 17, W/S No. 18 Mk. III, W/S No. 38, W/S No. 58, W/S No. 68-T).

Power Units, Wavemeters, Motor Generators, Dynamotors and large quantities of various components.

### ● Aircraft Instruments and Accessories.

Catalogue supplied only to Governments, Airlines and Accredited Government Contractors.

Enquiries to

## BRITISH SAROZAL LTD.

(Export Branch)

1 BRISTOL HOUSE, SOUTHAMPTON ROW, LONDON, W.C.1

Telephone: HOLborn 6763/4/5

Cables: Sarozal, London

ALL EQUIPMENT AS ADVERTISED IS AVAILABLE FOR IMMEDIATE DELIVERY FROM STOCK AND IS FULLY CHECKED AND TESTED—PRIOR TO DESPATCH—IN OUR OWN WORKS AND LABORATORY.

We buy for cash American surplus equipment.

## DEVELOPMENT ENGINEERS— SENIOR & JUNIOR.

Senior Engineers with initiative and sound technical background are required for work on a wide range of projects covering the Television, Radio and Communications field. Permanent posts are available for men able to carry responsibility in rapidly expanding departments offering exceptional promotion and long term prospects.

Junior Engineers of ability are invited to apply for interesting work on Development Projects offering a wide experience in Communications and Test Equipment Development with excellent prospects for advancement.

The Laboratories are well equipped and the working conditions excellent. Successful applicants will be eligible for the Company's Pension Scheme. Housing assistance considered. Applications giving full particulars as to age, qualifications and experience, etc., in writing to:—

Employment Manager,

FERGUSON RADIO CORPORATION LTD.,

GREAT CAMBRIDGE ROAD, ENFIELD,

MIDDLESEX.



# Wireless World Classified Advertisements

Rate 7/- for 2 lines or less and 3/6 for every additional line or part thereof, average lines 6 words. Box Numbers 2 words plus 1/-. (Address replies: Box 0000 c/o "Wireless World" Dorset House, Stamford St., London, S.E.1.) Trade discount details available on application. Press Day: January 1954 issue, Monday, November 30th. No responsibility accepted for errors.

## WARNING

Readers are warned that Government surplus components which may be offered for sale through our columns carry no manufacturers' guarantee: Many of these components will have been designed for special purposes making them unsuitable for civilian use, or may have deteriorated as a result of the conditions under which they have been stored. We cannot undertake to deal with any complaints regarding any such components purchased.

### NEW RECEIVERS AND AMPLIFIERS

**12-watt** high quality amplifiers, bass and treble boost; £12/15; lists. Broadcast & Acoustic Equipment Co., Ltd., Tomb and Norwich. [0065]  
**C.J.R. ELECTRICAL & ELECTRONIC DEVELOPMENT, Ltd.**, Bickford Rd., Witton, Birmingham 6 (Eas. 0435), the Midlands specialist manufacturers of high fidelity sound reproduction equipment for the world-famous Williamson amplifier and associated accessories including tone control stages, loudspeaker crossover units, distortionless contrast expander and radio feeders; send for details and prices. [0105]

### RECEIVERS, AMPLIFIERS—SURPLUS AND SECONDHAND

**MULLARD TV** projection unit; £25.—Box 1153. [1934]  
**HALLICRAFTER SX28** receiver, excellent, £45 or offer.—Hford 2668. [1928]  
**HALLICRAFTERS SX24**, perfect order, best offer over £20.—Box 1129. [1917]  
**MARCONI** type CR.100, 12-valve tuner amplifier B.35. £20 o.n.o.—Box 1040. [1887]  
**EDDYSTONE 740**, as new, nearest £23.—Parnell, 67, Holderness Rd., Hull, Yorkshire. [1859]  
**EDDYSTONE 740** plus speaker, £35; within guarantee, little used; carriage paid N.W.—Box 1131. [1919]  
**EDDYSTONE** receiver 750; £40 or exchange for good 670.—Williams, 107, Riverview Rd., Ewell, Surrey. [1865]  
**SX28** unmodified and in good order; £40 or near offer.—Judd, 68, Mayfield Ave., Orpington, Kent. [1941]  
**B3398L**, £25 or offer; RF24, 26, 27, price £12/-, £2, £2.—Howe, 108, Monkleigh Rd., Morden, Surrey. [1942]  
**EDDYSTONE 640** receiver, medium speaker, Brown's phones, all as new; £24, or near offer.—Tel. Cro. 5708. [1826]  
**COMMUNICATIONS** receiver R1116A 8-valve, double superhet 7-band 2KC-20MC, complete, offers ?—Box 1130. [1918]  
**ARMSTRONG EXP83**, 8v 10 watts chassis, A speaker, in Bush cabinet; offers around £14.—Platts, 1a, Croxsted Rd., London, S.E.24. [1890]

**35-watt** quality amplifier (a.c.) by sound sales, with set spare valves; little used; £15.—Cryselco, Ltd., Kempston Works, Bedford. [1955]

**FERROGRAPH**, model I.D., walnut, factory overhauled, guaranteed as new; £55, seen London.—Industrial Engineering, Ltd., 23, Albemarle St., W.1. [1812]

**HRO Rx's** and coils in stock, also AR88, BC348R, CR100, etc.—Requirements please to R. T. & I. Service, 254, Grove Green Rd., London, E.11. Lev. 4986. [0053]

**FOR** sale, Savage audio amplifier, 1kW output; £100.—Hornchurch Broadcast Relay Co., Ltd., 30, Victor Gardens, Hornchurch, Essex. [1841]

**R80, AR7E, SX28A, SX42**, in perfect condition; new Garrard RC80 changer with astatic turnover pick-up; what offers for lot or separately?—Box 1118. [1911]

**ARDENTE** high fidelity 10 watt amplifier, pre-amplifier stage and tone control, input for microphone and gramophone, new condition; £14, or nearest offer.—Box 0820. [1837]

**LOUDSPEAKERS—SURPLUS AND SECONDHAND**  
**HORNS**—12 new exponential 4ft long, 3ft sq mouth, 7in throat with 1 1/4in flange, 18g. M/S painted, 50/- each.—Box 1115. [1907]

**WANTED**, Acoustical corner ribbon or similar quality loudspeaker for Leak amplifier; send full details and price.—Box 1126. [1916]

**WANTED** horn speakers, complete, any type; offers to—Radioequipment Co., Brook St., Raunds, Wellingborough, Northants. [1949]

**TEST EQUIPMENT—SURPLUS AND SECONDHAND**  
**TF144G**, attenuator, coil turret, variable condenser, output meter, new; offers; Cossor 3339 oscilloscope, perfect condition, £25.—Box 1102. [1898]

## TYPE P.3064



# A NEW 'C' CORE p.p. TRANSFORMER from PARTRIDGE

Again Partridge lead the way. Now for a truly modest price a p.p. transformer with full A.F. range, very low distortion and with characteristics that permit a large measure of negative feedback to be taken from the secondary to a point three or four stages back! Here are some basic details:

- "C" Type Core . . . grain orientated strip wound.
- Power Rating . . . 20 watts for less than 1% distortion.
- Leakage Inductance . . . less than 8 mH.
- Self Capacity . . . 500 pF per half primary.

Data Sheet No. 5 on request.  
**PRICE 98/- EX WORKS**

**AVAILABLE NOW!**

from usual stockists or direct from us.

# PARTRIDGE TRANSFORMERS LTD

ROEBUCK ROAD, KINGSTON-BY-PASS  
 TOLWORTH SURREY  
 Telephone ELMbridge 6737-8

### TEST EQUIPMENT—SURPLUS AND SECONDHAND

**SIGNAL** generators, oscilloscopes, output meters, valve voltmeters, frequency meter, multi-range meters in stock; your enquiries are invited.—Requirements to R.T. & I. Service, 254, Grove Green Rd., London, E.11. Lev. 4986. [0056]

**NEW DYNAMOS MOTORS, ETC.**  
**BATTERY** chargers 4 models, 2-6-12v, 1-2-4 amp D.C.; any mains voltage; also larger types special transformers, chokes, test gear, interior car heaters, etc.—The Banner Electric Co., Ltd., Hoddesdon, Herts. [0112]

**ALL** types of rotating electrical machinery up to 20kva available, including rotary converters, rotary transformers, motors, petrol and diesel-engined generating plants, alternators and d.c. generators. We are also in a position to quote for power transformers; as actual manufacturers we will be glad to quote for any quantity for home or export.  
**DIESEL** Electric generating plants, 3kva, 230v, with push-button remote control, starting equipment, ready for use; £225.  
**CHAS. F. WARD**, Lordscroft Works, Haverhill, Suffolk, Tel. 253. [0039]

**THE** Pearce new model diesel alternator plant, on welded steel frame 230/150 3kva plus 32v 15a d.c., Petters latest AVA1, air-cooled diesel engine, alternator, self-energised automatic-voltage control by winding arm stator d.c. output charges lighting and starter battery up to 15amps, 24v lighting is used when plant is not in use, remote control push-buttons, complete with main switch and fuses, battery cables; £255.  
**SEND** p.c. for full description and photographs. ALSO above plant fitted Lister slow-speed water-cooled diesel and electric flywheels.  
**ALTERNATORS**, 230/150, 400VA, self-energised, ball bearing, £23/15d.  
 also special television model same price; voltage regulator 30/- extra.  
**J.A.P. No. 2A** 1.2hp petrol engine, air-cooled, 4-stroke, starting rope, tools; £17/10 delivered for above alternator.

**SPECIAL** rotary converters, guaranteed interference free, fitted radio and television filters, wt. 60lb, d.c. input 12v 200va, out, 24v, 32v, 50v, 110v, 230v d.c. to 230v, out, 250va, £28/10 del.; also converters for radiogram and general use, inputs, outputs and prices as above; the above also supplied without smoothing, £25 del., immediate despatch; trade supplied.  
**AT** a purchaser's home 60 ms. S.W. of Sutton Coldfield a 24v.

**TELEVISION** converter was tested on Ekco television 12in tube, stated consumption 135 watts d.c. current from battery only 9 1/2amps, picture and sound were perfect and completely free of interference or flutter.

**THE** above are the latest products of British manufacture, and are guaranteed for one year: full details of plant, alternators or 400VA a.c. or rotary converters, by return post; state which required; terms c.w.o., pro forma invoice c.o.d. (post goods only).  
**T. W. PEARCE**, 66, Great Percy St., W.C.1 (near Angel). [0013]

**DYNAMOS, MOTORS, ETC.—SURPLUS AND SECONDHAND**

**TRUVOX** tape desk, as new, dem. London. £18.—Box 1127. [1914]

**H.F.** alternators, 80v, 25a, 1,500 cycles; also hot wire ammeters, 0-1, 2 amps.—E.W.S. Co., 69, Church Rd., Moseley, Birmingham. [1613]

**TWO** ex-Admiralty generators, 220 d.c. to a.c. 230/50/200 watts, rating will take 100% overload, weight 100lb; £5/15 each, £10/10 two.—Gummer, Frinton-on-Sea 712. [1939]

**LISTER** 1 1/2kw 110v D.C. petrol gen. set with auto switchboard, batteries, lamps, exhaust pipe, etc., all good condition, £50; Weston batt. signal gen. less instruction book £3; electro-dynamic 230 D.C. in 230 A.C. 150w out, with silence cabinet, smoothing good cond., £7; another 230 D.C. in 6 to 12 D.C. 2-amp out, silence cabinet, £2.—Hill, Elect. Eng., Tadcaster 2253. [1929]

### NEW GRAMOPHONE AND SOUND EQUIPMENT

**RECORDING** equipment to the trade.

**WEARITE** tape decks and special parts, disc recording machines.  
**BLANK** discs, Scotch-boy tape, Emitape, RADIO feeder units, microphones, etc.  
**ALL** from stock—Sound Discs (Suuplies), Ltd, 179, Bispham Rd., Southport, Lancs. [1087]

**SOUNDMASTER** kits available, amplifiers S built to spec., £30; or our 4-watt amp. to suit 21gns.

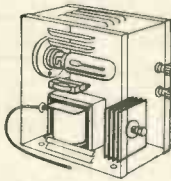
**AMPLIFIERS** for Wearite 2A decks, 21gns.; ml. valves (Z729, etc.), meter lev. indicator and output feed for leak etc.; fre. res. 30-12 kc/s; special pre-amp/rec. units, with meter ind., for use with leak, etc.; £15.

**TRUVOX**, Lane, Motek, 12 watts p.p. amps. to suit £21; 3 in. channels, eye ind., bass and treble, var bias, etc.; others from £12.  
**ALL** our amplifiers are hand-made and will give years of good service.  
**HARDING ELECTRONICS**, 120a, Mora Rd., London, N.W.2. [1858]



## "AUTOMAT" HOME CHARGERS, CHARGER KITS, SELENIUM RECTIFIERS

All New Goods with Full Guarantee  
Our rectifiers are well known brands makes only.



"AUTOMAT" THE FOOLPROOF ULTRA RELIABLE HOME CHARGER, virtually unreckable, using large components of ample rating, damp-proof, selenium rectification, 12 months genuine guarantee.

For A.C. mains only. 12 v. 3 amp. model as illus., wt. 9 lb., 57/6, p.p. 2/-. Ditto, 6 v. 3 amp./12 v. 2 amp., 59/-. New "Minor" model similar illus. 6 v./12 v. 1.5 amp. wt. 8 lb., 46/-. p.p. 2/-. Popular long established "Standard" model, output 2 amp. 6 v./12 v., now only 54/-. p.p. 2/-.  
FOOLPROOF CHARGER KITS, trouble free using high grade transformers not cheap rubbish, 12/14 v. 2 amp. rectifier, 45 watt transformer, ballast bulb for 2 v., 6 v., 12 v. charger, 39/6, p.p. 1/8. Ditto, but with 12/14 v. 3 amp. Westalite rect. and 65 watt trans., for 2 v., 6 v., 12 v., 46/-. p.p. 1/10. Handsome steel case for either of these 12/6. Full instructions and data. 1 amp. kit as above 31/-. case 12/-. 6 v. 3 amp. rect. with 45 watt trans. and ballast res. for 6 v. 3 amp. charger, 36/-. p.p. 1/6. Case, 12/6. New 5 amp. kit, 130 watt trans., 12/14 v. 5 amp. B.T.C. rect. ballast bulb, for 6 v., 12 v. charger, 66/-. p.p. 2/-. Case, 25/- extra.

ELIMINATOR KIT, 12 watt trans., Westalite h.t. rect., i.t. trickle rect., electrolytic case, for 130 v. 20/30 ma. eliminator with triode charge, 35/-. p.p. 1/10.

SELENIUM RECTIFIERS, new stock not surplus. Westalite 12/14 v. 3 amp., 14/-. p.p. 8d. 6 v. 3 amp., 12/-. 12/14 v. 6 amp. large finned type, 32/-. p.p. 1/2. Many other rect. in stock incl. 24 v. 3 amp., 27/6; 24 v. 6 amp., 39/-. 24 v. 1.5 amp., 15/6; 6 v. 2 amp., 9/-. 12 v. 1 amp. h. wave, 5/8. H.T. Rects., 250 v. 60 ma., 7/-; 250 v. 100 ma. bridge, 14/6; 250 v. 200 ma. bridge, 24/-. elim. rect. 135 v. 30 ma., 6/6, p.p. 4d.

## CHAMPION PRODUCTS

43 Uplands Way, LONDON, N.21 Phone LAB 4457

# AMERICAN SURPLUS

- RECEIVERS. BC-312, BC-342, BC-729, BC-1147, BC-429, BC-603, BC-499. D.F. Receivers, BC-470, BC-973, BC-1003, MN-26, etc., etc.
- RADAR. T-21/ARC-5, R-29/ARC-5, BC-436, BC-941, CW-20/AAF, R-34/APR, R-14/APN, CM-3/APN, BC-402, etc., etc.
- TELEPHONE AND TELEGRAPH EQUIPMENT. TG-5, TG-10, TG-26, BC-1016, M-363, EE-8, EE-89, EE-65, T-39, BD-57, BD-89, BD-91, etc., etc.
- TEST EQUIPMENT. I-72, BC-906, TS-159 TS-75, TS-69, TS-204, TS-170, IE-36, I-51 I-173, I-85, I-203, I-56, I-199, I-129, I-210, I-223, etc., etc.
- TECHNICAL MANUALS. BC-221, BC-603, BC-604, SCR-284, MI-11220K, SCR-511, SCR-536, EE-8, PE-214, RM-12, RM-13, etc., etc.
- SPECIAL BRITISH EQUIPMENT. Triple Diversity Receivers. World wide range, 2 to 22 m/cs., every refinement. Photo available.

Many other items too numerous to mention. Send your requirements. Lists available. All packing and shipping facilities.

**H. HARRIS**  
ORGANFORD DORSET

Telephone: Lychett Minster 212

## NEW GRAMOPHONE AND SOUND EQUIPMENT

**FERROGRAPH** magnetic tape recorder, model 2A now available; price 76gns.; demonstration daily by appointment.  
**SOUND DISCS (SUPPLIES)**, Ltd., 178, Bishopham Rd., Southport. Tel. 88153. [1802]

**HIGH-FIDELITY FM**, the very best RF signal converted to AF. See display advert.—B9. Sound Products Co., Marlborough Yard, N.19. [10185]

**C.J.R. ELECTRICAL & ELECTRONIC DEVELOPMENT**, Ltd., manufacturers of high quality portable and console magnetic tape recorders for professional and amateur use; full details on application.  
DICKFORD Rd., Witton, Birmingham, 6. East 0822. [9988]

**CINE-VOX** disc recording equipments, type C7J for high-quality recordings from existing microphone equipment; price from 28gns.; also available as a complete channel inclusive of mic. amplifier and playback equipment, at 70gns.; type C7, for highest quality professional requirements—recorder mechanism at 48gns. or complete channel at 110gns.; demonstrations arranged in London.  
PLEASE write for details to K.T.S. Ltd., 60, Aylward Rd., London, S.W.20 (Liberty 2426). Callers by appointment only. [10209]

**POLLOCK** lightweight m/c pick-up, response 40cs to 20 kc/s; h.f. resonance 25 kc/s approx.; complete set of parts for constructing head, 25/-; plus 1/- postage and packing; building instructions, 5/-; sapphire stylus .001in or .0025in, 7/6; model also for thorns; 100:1 input transformer, steel case, 20/-; plus 1/- post, etc. S.a.e. for details to A. M. Pollock, 14, Broomfield Lane, Hale, Cheshire. [1857]

**PICK-UP** arm/pvt for Pollock m.c. pick-up head now available as a kit, price 26/-; post free; s.a.e. for details as above.—A. M. Pollock, 14, Broomfield Lane, Hale, Cheshire. [1901]

**MAGNETIC** recorders, all types, new and secondhand for sale; hire service in greater London area only; mechanical and electronic repairs carried out by specialists. "Magnegraph" limited telephone pick-ups, suitable for all types of recorders, 25/-; tape storage racks for 12 reels, 37/6; B. & H. recording wire, new and used, from 15/- reel; tape, accessories, etc.: full details s.a.e.—The Magnegraph Recording Co., Ltd., 1, Hanway Place, W.1. Tel. Lang-ch 2156. [10236]

**GRAMOPHONE AND SOUND EQUIPMENT—SURPLUS AND SECONDHAND**  
PYE gram, £50 o.n.o., cost £90.—Tel. Hil. 4204. [1873]

**SIMON** tape recorder, Model Ia, new June, S'53, less mic.; £65.—Frankton, 22, Barleycroft, Welwyn Garden City, Herts. [1874]

**H.M.V.** radiogram table model (automatic change), in new condition; £25, or exchange good tape recorder.—Box 0821. [1838]

**GRUNDIG** two-speed reporter, as new, complete tape, mike list £84; £65.—Taylor, 125, Manchester Rd., Denton, M.C. [1860]

**SOUNDMIRROR** T411 mic 22/2, perfect, must sell, going abroad; £55, o.n.o.—Swailes, Airport Club, Northolt Airport, Ruislip. [1803]

**BRADOMATIC** model 5 tape deck, £29; Wearite, £28; both as new.—Plant, Asfordby, Melton Mowbray. Tel. Asfordby 241. [1842]

**WEARITE** tape deck type "B," three heads, synchronous capstan motor, nearly new, perfect order; £30, London area.—Box 1041. [1888]

**6FT G.P.O.-type** relay rack, two amplifiers, three power packs, mixer unit, r.f. tuner, etc., oscilloscope, reproducing equipment, other bargains, odds and components: s.a.e. list.—3, Coombe Gdns., New Malden, Surrey. [1947]

Complete public address unit, comprising: 1 constant speed turntables by Garrard, 1 amplifier and power pack, 2 large speakers plus extra B.T.H. speakers, 4 large baffle boards; bargain.—Vicar, St. Sepulchre's Church, E.C.1. [1828]

**CROWN** magnetic recording wire, type 302 Nistain 3036, unused on metal bobbins, average net weight 1.1lb, as used in Chicago Webster recorders, ohms per yd 115-122; £2/5 each.—Robinson, 847, Kingsway, Manchester. 20. [1904]

**FERROGRAPH** magnetic tape recorder, £46; 10 spools Emi tape, unopened, 25/- each; M.S.S. disc recording machine, 193/3; B.S.R. Monarch sel.-changer (unopened), £12; Wharfedale 10in speaker (unopened), £3; Resio ribbon mike and stand, £7; Leak amplifier and prestage, as new, £30.—Box 0405. [1761]

ANY of you tape types building your own? Although we deal primarily in sub-standard cine equipment, it's quite possible that our Bits and Pieces might be useful, s.a.e. please. We also wish to buy tape desks, recorder components, etc.—Burgess Lane & Co., Block J, Sunleigh Works, Sunleigh Rd., Wembley. Tel. Wem. 2378. [10253]

**VALRADIO** converter, tape or TV, etc., £7/15; E.M.I. cutterhead, £5; groove locator and Hi-Fi pick-up, £4/15; radio feeder, £6; 25-watt p.p. amplifier, £17; M.S.S. studio console disc recorder, £65; sound-cell mike, £4; moving-coil mike, 30/-; C.J.R. tape recorder, £80; 10in Wharfedale speaker in reflex cabinet, £7; 40 assorted gram records, £3; exponential horn speaker, £4; several amplifiers, mikes, recording equipment, blanks, transformers, etc.; exchanges considered; s.a.e. please.—Matthews, Bentworth Priors, Tower Hill, Dorking. Tel. Dorking 3426. [1885]

## THE BRITISH NATIONAL RADIO SCHOOL ESTD. 1940

NOW IN OUR FOURTEENTH YEAR AND STILL

## NO B.R.N.S. STUDENT HAS EVER FAILED

to pass his examination(s) after completing our appropriate study course.

No **ASTROLOGY**, **SHEEP-SHEARING** or **ZOOLOGY** Courses—but still tops in our chosen field, i.e., **INDIVIDUAL COACHING** for **MATHS**, **RADIO** and **TELECOMMUNICATIONS EXAMINATIONS!**

Privately owned — personally conducted. No hirelings!

A.M.Brit.I.R.E. and **CITY and GUILDS** Radio and Telecommunications Exams, etc., etc.

Send for free booklet to:—

**STUDIES DIRECTOR**  
**BRITISH NATIONAL RADIO SCHOOL**  
68, ADDISCOMBE ROAD, CROYDON  
Phone: Addiscombe 3341



### THE "FLUXITE QUINS" AT WORK

"A good place to plant it, my foot!  
You know jolly well where it's put!  
The wiring's all right!  
Thanks to me and FLUXITE!  
But we can't see our T.V. for soot!"

See that **FLUXITE SOLDERING PASTE** is always by you—in the house—garage—workshop—wherever speedy soldering is needed. Used for over 40 years in Government works and by leading engineers and manufacturers. Of all Ironmongers—in tins from 1/- upwards.

TO CYCLISTS. For stronger wheels that will remain round and true, here's a time tested tip. Tie the spokes where they cross with fine wire AND SOLDER. It's simple—with **FLUXITE** — but **IMPORTANT**.

# FLUXITE

## SOLDERING PASTE

A Staunch Companion to Fluxite Soldering Fluid.

SIMPLIFIES ALL SOLDERING

Write for book on the Art of "SOFT" soldering and for leaflets on **CASE-HARDENING STEEL** and **TEMPERING TOOLS** with FLUXITE.

**FLUXITE LTD.**  
BERMONDSEY STREET, LONDON, S.E.1.



## New Barker "Duode" L.S.

**TAX FREE**

**BARKER SOUND UNITS** have an enviable reputation for high fidelity. This new **DUODE** model is superlative in wide frequency range, with clean transients, smooth treble and full firm bass without boom.

At 12 Gns.—there is no tax—these speakers will be in big demand.

Send stamp for fully illustrated leaflet which explains advantages of the **DUODE** design principle and details of matching cabinets.

### "The Gramophone" AMPLIFIER

A user writes

"I am immensely delighted with its performance, far superior to others I have tried costing far more...your advertisement regarding the superlative performance of this amplifier is fully justified."

**Amplifier 17gns.** Complete with valves, tested

Pre-amplifier for Magnetic p.u. 5 gns.  
Control Unit for Crystal p.u. 45/-

9w. Output, 20dB feedback, only 0.1 per cent harmonic at 5w., 20-20,000 c.p.s., 3/15 ohm output, 200-250 v. A.C. mains. Tone control on pre-amp. gives bass and treble cut or boost, on control unit treble cut alone with anti-rumble circuit.

**HOME CONSTRUCTION** of the units is simply, aided by our part assembled group boards with resistors and capacitors ready wired in, drilled chassis and complete illustrated instruction manual. Send for this now, 1/9 post free.



## PRESSURE TYPE TWEETER UNIT

All-aluminium, M/C., former and diaphragm at rear of 14,000 gauss magnet, centre pole shaped to commence horn. 15 or 30 ohm. Response 2-14 Kc/s. 75/6.

Suitable 3 Kc/s X-over network 2/6.

This unit and X-over combined within neat walnut veneered cabinet in the

**Q.M. QUALITY CUBE. . . . . 6 gns.**  
The clean extended treble response added to existing speakers of 10-18ins. gives increased realism out of all proportion to modest cost.

The W.B. range includes models of all popular sizes. We also stock a special 18in. model of exceptional performance. £27/10/-.

## New Decca LP Pickup

Better quality, less record wear with the new "H" head interchangeable with earlier Decca magnetic heads (3-pin). H.F. response raised to 14 kc/s. 3 grams lighter. Not widely available, but we have a fair stock. 1,600 ohm replaces "C" or "D" heads, 90 ohm the "B" head for Decola, Leak, etc.

Head only with sapphire, 54/9.

With diamond, £6/18/-.

XMS pick-up "H" and 78 heads, £6/9/6.

## COLLARO 1953 Turntable Units and Auto-Changers

A new range combining popular price with merits usually found only in more expensive transcription equipment.

Heavy turntables with smooth 3-speed drive giving negligible rumble, a turnover crystal pick-up with unusual range tracking at low pressure on the most difficult microgroove record, fully tropicalised, handsome cream enamel units bespeaking confidence by their immaculate appearance.

Stamped addressed envelope brings full specification, prices and extended payment terms.

Home and Export Trade Enquiries welcomed.

# QUALITY MART

8, Dartmouth Park Avenue, London, N.W.5.  
GULIVER 1131.  
Order by Mail—Demonstrations by Appointment.

## GRAMOPHONE AND SOUND EQUIPMENT

—SURPLUS AND SECONDHAND

50% Reductions in tape and disc recorders, microphones, pick-ups, gramophones, etc.—Arcade Recording Circuit, Arcadian Gardens, London, N.22. (1936)

### VALVES WANTED

WANTED, one or two 1LE3 valves.—W. J. Temple, 94, Park Ave., Sale, Cheshire.

45/- paid for 813 valves, 60/- 723 (1896 also wanted, 805, 803, 807, 2/32, 2K33, TZ40, 808, etc.; any quantity; write—Pipe Hayes Radio, 606, Kingsbury Rd., Birmingham, 24. (Erdington 4942.) (1961)

### NEW COMPONENTS

CLYNE RADIO, Ltd., formerly Alec Davis Supplies, Ltd., 18, Tottenham Court Rd., W.1. Mus. 4539/2453.

NEW owners! New policy! INTRODUCTORY offer.—All goods, carriage and packing free for this month only. All goods especially selected for quality and value. Prompt service. Money-back guarantee. Watch for next month's display advertisement. It will pay you to visit us!

COLLARO. 3RC/521.—3-speed auto-changer, complete with two GP27 Crystal plug-in heads (standard & L.P.) at £9/19/6 only! Stupendous value-price offer. Decca Record-Players Model 35A. Complete playing desk, brand new, ready to plug-in, can be supplied with either standard or long-playing crystal heads, £4/19/6, or complete with both heads at £5/19/6. Also in stock Collaro 3RC/531 and 532, AC3/534 and AC534 complete with latest plug-in heads. Also Garrard RC75A and available ex-stock Garrard RC75 A.C./D.C. 3-speed changer, at £24/1/4 complete with plug-in heads. Also special offer Garrard Model E. A.C./D.C. synchronous motors—auto-stop and start 78 r.p.m. speed regulator, at £27/19/6. Complete with 3-speed motors, pick-ups. Pick-ups and heads, by Garrard Decca, Collaro, Acos, Chancery, etc., etc., all at current prices! Radiogram Chassis, 3-wave-band super-het. Latest type. Mullard Miniature valves, A.C., 110/250v. Chassis size 13 1/2 in x 6 1/2 in x 2 1/2 in. Price £10/5/6. Provision for external speaker. Price £10/0/0. Cr. with the same valve line-up. Chassis size 11 in x 7 in x 2 1/2 in. scale size 8 in square. Price the same!

DULCI radio/radiogram chassis. All types. available ex-stock, as advertised by the manufacturers elsewhere in this issue at list prices! Remember all chassis advertised can be demonstrated to personal shoppers! The "Economy Four" T.R.F. kit. A three-valve plus metal rectifier receiver. A.C. mains 200/250v. Medium and Long waves. We can supply all required components right down to the nuts and bolts. Valve line-up: 6X7, 6J7 and 6V6. Chassis ready drilled. Cabinet size 12 in long by 6 in high by 5 in deep. Choice of ivory or brown bakelite, or wooden, walnut finish cabinet. Complete instruction booklet with practical and theoretical diagrams. Each component brand new and tested prior to packing. Our price £5/15 complete. Remember this set is being demonstrated at our shop premises, and remember for this month only, all goods carriage and packing free!!

REGARDING cabinets, we have in stock attractive 6in extension speaker cabinets at 13/6, 8 in at 17/6 and for 8 in at 22/6. All modern walnut finish. We can also offer portable record player cabinets, from 55/-, T/V console cabinets from £7/19/6, and radiogram cabinets from £10/19/6. Sorry, we've had insufficient time to prepare literature. So, for the present, personal shoppers get the benefit of seeing them!

AMPLIFIERS. Continuing the policy of our predecessors, we offer the well-known super quality 8 1/2 watt amplifier, built and tested to 16 guineas, or available in kit form with fully illustrated instruction booklet, at £13/13. Descriptive leaflet available on request. Also the "Junior" version, 4 1/2 watts, at 10 guineas. Special offer of 4 watt amplifier, 2-stage, good quality, complete with 10-inch energised speaker, at £6/19/6. Quantity limited. Any of the above can be demonstrated!

BRAND new R1155A receivers guaranteed serviceable in original packing cases, £11/19/6. Fully assembled power pack and output stage, to plug straight in to R1155 for A.C. 200/250 volts, at 75/6. Deduct 10/- if purchasing receiver and power pack at the same time.


45 M/cs Pye strip. Brand new complete with 6 valves type EF50 and one EA50. 70/- only. EX-W.D. cathode ray tubes. Guaranteed full picture. VCR97 at 40/-, VCR 517C at 35/-, Also VCR139A. Ideal for oscilloscope 2 1/2 in screen at 35/-. We also have VCRs with slight cut-off, very suitable for oscilloscope, testing purposes, etc., at 16/6 only. All these tubes are brand new, in original packing, and tested before despatch. We have very large stocks of surplus receiving and transmitting valves, including types like 12SN7GT, which you probably cannot obtain elsewhere. All at the right price too! A stamp will bring priced list of valves in stock.

TAX-FREE P.M. speakers, 2 1/2 in Elac at 15/6, 3 1/2 in Elac at 15/-, 5 in Plessey at 12/6, 5 in Elac at 14/-, 6 1/2 in P. & A at 14/-, 8 in Plessey at 15/6, 8 in Elac at 17/6, 10 in Plessey at 17/6, 10 in Elac at 22/6. 12 in Truvox at 49/6. All are 30 ohm, and less transformer. In addition at current list prices, we have a complete range of all Wharfedale speakers, the new W.B. Hi-Fi series also Godmans, Audiom 60, Axiom 102, Axiom 150, etc., all ex-stock and all carriage paid, for this month only.

H.T. Rectifiers by S.T.C. Type RM1 at 4/6 RM2 at 5/-, RM3 at 6/-, RM4 at 18/-, E.H.T. (This advertisement continued on next page)

# TUNERS

V.H.F./FM



FM81

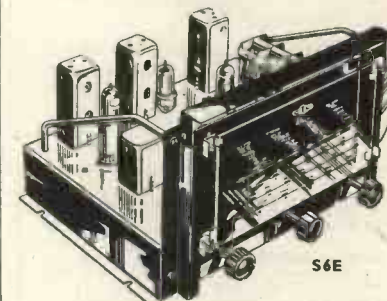
After considerable research into the many problems of V.H.F. Frequency Modulation reception, we are pleased to announce that our Tuner Type FM81 is available to experimenters and enthusiasts.

The excellent reproduction with absence of background noise provides an amazing degree of realism when used with Wide Range reproduction equipment.

The FM81 uses the latest valves and techniques: Tuned R.F. stage; Frequency Changer; 2 I.F. stages; Ratio Discriminator; A.V.C.; FM/AM switch.

Tunable between 87.5 Mc/s-100 Mc/s, the FM81 will receive the B.B.C. Frequency Modulated or Amplitude Modulated V.H.F. transmission approximately 50 miles radius from WROTHAM.

Please send for leaflet.



S6E

**S6BS** 9 Band (6 Electrical band spread) with R.F. F.C. 2 I.F. Delayed Amplified A.V.C. Variable Selectivity. Fly Wheel Tuning. Tropicalised. Suitable for use with any High Quality Amplifier. £44. Tax paid.

**S6** A new model similar to the well-known S6BS but only 3 Wave Bands: 16m-50m, 195m-550m, 800m-2,000m. £30. Tax paid.

**S6E** As S6 but 4 Wave Bands: 12.5m-37m, 35m-100m, 90m-250m, 190m-550m. £30. Tax paid.

**S5** 3 Wave Bands, 16m-2,000m, R.F. pre-Amplifier, variable selectivity I.F. Delayed amplified A.V.C. very low distortion. £21/6/8. Tax paid.

**S5E** As S5 but 12.5m-550m. £21/6/8. Tax paid.

**S4** The Standard high-quality Feeder Unit. Specification as S5 but without R.F. amplifier. £16. Tax paid.

A modified version of all models is available for use with Leak, Acoustical and other High Quality Amplifiers.

## G. T. CHAPMAN (Reproducers) LTD.


RILEY WKS., RILEY ST., CHELSEA, S.W.10

FLAxman 4577/8

Export Enquiries Invited



# Transformers good enough for ROLLS-ROYCE



We can add nothing to the obvious inference that none but the best is good enough for the Rolls-Royce Laboratories.



**SAVAGE TRANSFORMERS LTD.**  
Nursted Road, Devizes, Wilts.  
Telephone: Devizes 536

## SPECIAL OFFERS

- DOUBLE READING AMMETER**—In leather case A.C./D.C. reading 3 and 15 amps. 2 1/2 in. dial, portable type, with test leads, 22/6, post 1/-.
- AMMETER**, 2 1/2 in. Flush 0/25 amps. Moving Iron. D.C. 7/6, post 1/-.
- MILLIAMMETERS**. Moving Coil. D.C., 2 1/2 in. Flush 0/20, 0/200, 0/250, 12/6; 3 1/2 in. Flush, reading 150-0-1,500, a very useful meter with a good open scale. 22/6, post 1/-.
- VOLTMETERS**. 0-300 A.C. Moving Iron 3 1/2 in. Surface type, 25/-; 0-300 V.D.C. Moving Coil, 10/8; 0-20, 2 in. Flush Moving Coil, 7/6; 0-40 2 in. Flush M.C., 10/8; post 1/-.
- RECEIVER R.135A**—As specified for "Inexpensive Television." In original packing, as new. Complete with all valves, 38/6, carriage 7/6.
- EF50 VALVES**. Red Sylvanian, or British guaranteed unused, ex-new equipment. 7/6, post 6d.
- PORTABLE TEST METER**. Just the job for the home constructor. In neat case, 8 1/2 x 6 1/2 x 4 1/2 in., reading 1.5, 3, 150 volts, 6 and 60 mA. D.C., 5 k. and 25 k. ohms 25/- each to clear. Post 1/6.
- SLOW MOTION DIALS**. 8 in. Scaled 0-100, reduction 200 to 1 or direct, ideal for wavemeters, signal generators, etc. Our Price, while they last, 5/6, post 1/-.
- POWER PACK**. Type 3 specially made for the Receiver R132A, input 200/250 v. A.C. Only a few left at 24/10/-, pkg. and carr. 7/6.
- 45 Ma/5 PFE STRIP vision unit for London; condition new, complete with 6 EF50 and EA50 valves, 65/-, carriage 2/6.
- INSPECTION LAMP**. Complete with battery case-fits on forehead. Leaves both hands free, 7/6, post 1/-.
- "ELF" CIRCUIT BREAKER**, avoids blown fuses if the mains are overloaded. Reset in an instant. Very useful on test bench. Size 3 in. round, 10/6, post 1/-.
- VOLTMETERS, CELL-TESTING**. 3-0-3 volts Moving Coil D.C., complete with test leads in leather case, 35/-, post 1/-.
- METRO-VICK AUTO TRANSFORMERS**. 230/115 v., 500 watt, totally enclosed, 24/10/-.

Comprehensive List Now Ready 6d.

## WILCO ELECTRONICS

DEPT. WW  
204 LOWER ADDISCOMBE RD., CROYDON

### NEW COMPONENTS

(This advertisement contd. from previous page)  
Rectifiers Type K3/25 at 5/3, K3/40 at 7/6, K3/45 at 8/2, K3/50 at 9/8, K3/100 at 14/8, K3/160 at 21/8 and 1/00 at 26/3. Meter Rectifiers. 1m/a by G.E.C. at 11/6, also 5m/a by Westinghouse at 8/6. Introducing L.T. Range of selenium rectifiers fully guaranteed for 12 months from date of purchase. No Govt. surplus materials used in their production. At present available are 6v 15 C.T. at 5/-, also full-wave bridge types, 12v 2a at 11/3, 12v 5a at 12/6 and 12v 4a at 15/-. Wholesalers, retailers and manufacturers are invited to apply for trade terms. Watch future advertisements for further additions to this range. Ex-Govt. meters in stock, include 2in square 0-5m/a thermo-couple at 4/6, 0-5m/a m/c at 7/6, 0-50m/a at 7/6, 0-500m/a at 17/6 (round), 0-1m/a 2 1/2 in desk-type at 27/6. Many others in stock.

WE also offer very limited supply of ex-Naval all-purpose test meters, by Everett, Edgecumbe. These instruments are not brand new, but all have been serviced and guaranteed 100 per cent condition. Complete in strong wooden case. Size 9in x 6in x 5 1/2 in. Leather carrying handle. 3 1/2 in Scale—1,000 ohms per volt—Measures 0-1,000 volts A.C./D.C.—Capacity .02mf—16mf—Resistance to 10 megohms. While stocks last—Price 27/19/6 only!

ALSO in stock, "Descriptive" envelopes for "Viewmaster," "Tele-King," and "Soundmaster." All components for these circuits are available, and note that we are demonstrating a fully assembled "Soundmaster" tape-recorder at 18. Tottenham Court Rd., W.1. situated 50 yds. from Tottenham Court Rd. Tube. Don't forget the new name in retail radio—CLYNE RADIO, Ltd.! Clyne Radio, Ltd.!

WE nearly forgot to mention it. We have in stock, tape decks by Motek, Wearite and the Truvox Mk. III. All at current list prices. One last word! If you require a packet of 8BA nuts and screws, or a 1/2 lb reel of enamelled copper wire from 16 swg to 42 swg. We have that too! Don't forget for this month only we are supplying all items post free. Money-back guarantee, prompt service, quality goods, at CLYNE RADIO, Ltd., Tottenham Court Rd., W.1. Museum 4539/2453. Shop hours Mon-Fri. 9-6 p.m. Saturday 9 a.m.-1 p.m. Clyne Radio, Ltd. Why not pay us a visit??? 1883

**CRYSTAL** microphone inserts (Cosmocord Mic—6), guaranteed brand new; 15/6 post free.—Radio-Aid, Ltd. (Retail Dept.), 29, Market St., Watford. 10336

**COIL** sets for TV converter. May issue "Wireless World" 12/6, post free: money-back guarantee—C. O. Preston & Son, Healey Lane, Batley, Yorks. 11688

**COIL** packs, miniature 3-wave, 22/6; t.r.f. coils, 4/6 pair; w/reaction, 5/6; i.f. tran's 465 K.C. miniature, 9/- pair; stamp bargain list spare and components.—Channon Electric, 84, Hazellville Rd., London, N.19. Tel. Archway 5208. 11698

**TELEVISION** screens, lilac tinted, laminated safety glass, 15 1/2 x 11 1/2 in. at 5/5 each, postage 2/6 extra, also television plastic, lilac tinted, 12 1/2 x 10 1/2 in. at 2/- each, postage 6d extra.—Dubar Safety Glass Co., Ltd., Darwin Rd., W.5. Ealing 4960. 11900

**NEW**, the "High Q" C.5 TRF matched L and MW coils are now available; we claim the finest made for the price of 8/- per pair, inc. battery and mains circuit diagrams; if unobtainable locally send direct to: Grettton Radio, 349, Copnor Rd., Portsmouth. 11899

**TELEVISION**—New 3/4 in canned formers 2/3 ea. coil sets, EE, VM, PT, etc., from 18/6; FM. Rx. coil sets 75/-; 6mm cored formers 7/0-8, 8mm 10/-; 3W4B min. switches 15/- doz.—Bel Sound Products Co. Marlborough and N.19. Arch. 5078. Trade supplied. 10186

**FOR** really good results you can do no better than use Osom coils and coilpacks; ask anyone of experience! Send 5d (stamps) today for beautifully-drawn free circuits, our new coil-data leaflets, and latest lists of matched radio components. A speedy mail order department is at your service, and remember, all Osom lines are guaranteed. (Trade enquiries invited.) Dept. C.W.1.

**OSMOR RADIO PRODUCTS, Ltd.**, Bridge View Works, Borough Hill, Croydon. Tel. Croydon 5142-9. 10406

**FLUORESCENT** 80 watt 230v complete ballast unit 39/6; 80w brick choke and starter lamp, 14/6; 40 watt complete ballast 230v, 28/9; complete fluorescent fittings from 45/-; metal rectifiers, 12v 4amp f/w bridge, 13/9; suitable charger transformer, 16/6; 0-4 ampmeter, 8/6; brand new small radio cabinets, 15/6; multi-radio output transformers, Goodmans, 7/6; Diamond H switches, 4/6; pole cooker switches, 5/-; charge your dry cell batteries with our special charger from mains, complete unit, 14/9; new G.E.C. 1/2 hp electric motors, 230v 5hp, 24/16.—Malden Transformer Supplies, Rear of 5, Coombe Rd., New Malden, Surrey, Mal. 2655 (Longside of Malden S.P. Station). 10338

**COMPONENTS—SURPLUS AND SECONDHAND**

6 in TV kit, mostly constructed; 218.—Fox, 91, Showell Green Lane, B'ham, 11. 11906

**G. A. RYALL**, "Utopia," Mayfield Rd., Herne Bay (Kent); please refer to previous adverts. 10205

**SOUTHERN RADIO SUPPLY, Ltd.**, 11, Little Newport Street, London, W.C.2. See our displayed advertisement, page 154. 10142

**NEW G.E.C., S.T.C. AND "WESTALITE" SELENIUM RECTIFIERS.** Largest L.T. range in Great Britain. Latest Current Products. NOT Surplus.

## CURRENT PRICE LIST

S.T. & C. E.H.T. K3/15, 4/5; K3/45, 8/2; K3/50, 8/8; K3/100, 14/8.  
**BRIDGE CONNECTED FULL WAVE.**  
17 v. 1.2 a., 16/4; 1.6 a., 26/-; 2.5 a., 29/-; 3 a., 30/-; 4 a., 34/6; 5 a., 37/6, all post free.  
33 v. 0.7 a., 24/3; 1 a., 28/-; 1.5 a., 45/-; 2 a., 51/-; 3 a., 52/-; 4 a., 62/-; 5 a., 67/-; all post 1/-.  
54 v. 1 a., 38/6; 1.5 a., 62/-; 2 a., 69/-; 3 a., 70/-; 5 a., 93/-; 7.2 v. 1 a., 49/-; 1.5 a., 78/-; 2 a., 81/-; 3 a., 92/-; 5 a., 122/-; 100 v. 1 a., 70/-; 1.5 a., 112/-; 2 a., 128/-; 5 a., 174/-; all post 1/2.  
**BRIDGE CONNECTED HEAVY DUTY 7 1/2 in. SQUARE COOLING FINS.** 17 v. 6 a., 49/6; 10 a., 56/-; post 1/6.  
**BRIDGE CONNECTED HEAVY DUTY Funnel Cooled, also 7 1/2 in. SQUARE COOLING FINS.** Revised price, same both types. 17 v. 12 a., 102/-; 20 a., 118/-; 30 a., 164/-; 50 a., 212/15/-; 33 v. 6 a., 91/-; 10 a., 104/-; 12 a., 168/-; 20 a., 188/-; 54 v. 6 a., 120/-; 10 a., 122/-; 72 v. 6 a., 154/-; 10 a., 178/-; 100 v. 6 a., 211/-; 10 a., 212/15/-; all post 1/10.

**"WESTALITE" (BRIDGE)**, 12-15 v. D.C., 1.2 a., 15/10; 2.5 a., 27/8; 5 a., 31/9; 10 a., 54/6; 20 a., 99/6; 30 a., 144/10; 50 a., 257/-; 24 v. 1.2 a., 15/10; 2.5 a., 27/8; 5 a., 51/-; 10 a., 92/7; 20 a., 176/2; 36 v. 1.2 a., 27/8; 2.5 a., 51/-; 5 a., 69/10; 10 a., 130/9; E.H.T. RECTS. 14D, 134, 22/-; 36 E.H.T. 60, 31/10, all post extra.

Wholesale and Retail

## T. W. PEARCE

66 GREAT PERCY STREET, LONDON, W.C.1  
Off Pentonville Rd. Between King's Cross and Angel



## E.M.G. STEEP-CUTTING INFINITELY VARIABLE FILTER

No other filter combines all the advantages of this model which are, briefly, to cut response above any desired level between 4,000 and 8,000 c.p.s. at an average steepness of 30 db. per octave, easy fixing (connects between 15 ohm speaker and amplifier output), robust construction, no distortion or appreciable loss of volume. Recommended for reducing surface noise on '78' records, cutting 'edge' on some L.P. records, and eliminating high-pitched interference on radio. Price 24/10/0. Leaflet on request.

**E.M.G. HANDMADE GRAMOPHONES, LTD.**  
6, Newman St., Oxford St., W.1  
Telephone: Museum 9971-2-3



# Armstrong Quality Radio Chassis

The Armstrong range is especially designed to give the best in radio reception and the most faithful gramophone reproduction at an economical price. All the chassis are eminently suitable for use with the new 3-speed records because of the incorporation of independent BASS and TREBLE Controls which give AMAZING Realistic Reproduction.




Model FC.38

## MODEL FC.38

An 8 Valve Superheterodyne chassis giving 8 watts push-pull output with negative feedback and separate BASS and TREBLE lift controls, Flywheel tuning and a magic eye. Three wavebands covering 16-50 metres, 190-550 metres and 1,000-2,000 metres. PRICE £23/13/-, including tax.

## MODEL RF.41

A 10 Valve Superheterodyne chassis giving 10 watts push-pull output with negative feedback and separate BASS and TREBLE lift controls, also a flywheel sensitive R.F. stage before the mixer. Flywheel tuning and a magic eye. Four wavebands covering 12-90 metres, 190-550 metres and 800-2,000 metres. PRICE £31/19/8, including tax.



Model RF.41

## MODEL EXP.125/A

A 14 Valve Superheterodyne chassis giving 15 watts push-pull output with negative feedback, two I.F. stages with variable selectivity and Radio Frequency Pre-Amplifier. Separate BASS and TREBLE lift controls. Incorporating five wavebands, giving continuous coverage from 12.5 to 550 metres and 1,000 to 2,000 metres. Flywheel tuning and a magic eye. PRICE £48/19/5 including tax.

Our Showroom at the address as below is open daily from 9 a.m. to 6 p.m. and we are always delighted to demonstrate any of our Radio Chassis or supply any information regarding them. If unable to visit us please send for specifications required.

**ARMSTRONG WIRELESS & TELEVISION CO. LTD.**  
WALTERS ROAD, HOLLOWAY, LONDON N.7

Telephone: NORTH 3213/4

### COMPONENTS—SURPLUS AND SECONDHAND

**RADIO CLEARANCE LTD.**, 27, Tottenham Court Rd., London, W.1. Tel. Museum 9188.  
**ELECTROLYTICS**, capacity, voltage, size, type of mounting, price post paid; 400, 6v. 1x2in. lug. 1/9; 250+250, 6v. 1x2in. lug. 2/-; 500+500, 6v. 1x3 lug. 2/6; 40+40, 150v. 1 1/4x2, c.p. 2/9; 40 150v. 2x2, clip. 2/6; 20+20, 275v. 1x2, lug. 3/3; 16+32, 275v. 1x2, lug. 3/3; 16+16, 275v. 1x2, clip. 3/3; 32+32, 275v. +50mf 25v. 1x3, lug. 3/6; 60+100, 275v. 1 1/4x3, lug. 4/6; 100, 275/350v. 1 1/4x3, clip. 3/6; 32+12, 350v. 1 1/4x2, clip. 4/-; 16+16+16, 350v. 1 1/4x2, 2 clip. 1 1/2x4, 4/9; 40+40+20, 350v. 1 1/4x3, lug. 5/-; 16, 350v. 3/4x2, lug. 1/9; 40+40, 300v. 1x3, lug. 3/6; 10, 450v. 3/4x2, lug. 1/6; 16, 450, 3/4x2, tag. 2/9; 20, 450v. 1x2, lug. 2/3; 32, 450/525v. 1 1/4x2, clip. 3/9; 32+32, 450v. 1 1/4x3, c.p. 5/6; 15+15, 450v+20mf 25v. 1 1/4x3, lug. 4/6; 200, 6v. 3/4x1 1/4, clip. 1/6; 100, 12v. 3/4x1 1/4, c.p. 1/9; 8, 450v. 1x2, clip. 2/-; 50, 12v. 3/4x1 1/4, tag. 1/6; 150, 25v. 3/4x1 1/4, clip. 2/-; 250, 12v. 3/4x1 1/4, wire. 2/3; 350, 25v. 1x2 1/4, clip. 2/6; 16+16, 450v. 1 1/4x2, clip. 4/-; 40+40, 275v. 1 1/4x2, clip. 3/3; 16+32, 450/525v. 1 1/4x2, c.p. 5/-; 24+24+16, 350/425v. 1 1/4x2, c.p. 4/9; 60+200, 275/350v. 1 1/4x4 1/2, clip. 6/6; 4, 150v. 3/4x1 1/4, tag. 1/1; 500, 12v. 1 1/4x2 1/2, clip. 2/-; 8, 350v. 3/4x2, clip. 1/9; 6,000, 12v. 1 1/4x4 1/2, lug. 4/6; 100+200, 275/500v. 1 1/4x4, c.p. 6/6; 100+175, 275/350v. 1 1/4x4 1/2, clip. 6/6; 32+32, 350/425v. 1 1/4x2, clip. 5/-; 8-16, 450/525v. 1x2, clip. 4/-; 2, 450/525v. 3/4x1 1/4, tag. 1/6; 2, 350v. 3/4x1 1/4, tag. 1/3; 1,000, 6v. 1x2 1/4, clip. 2/9; 3,000, 6v. 1x3, clip. 5/6; 8, 450v. 1x2, clip. 1/9; all all cans, some with sleeves all voltages W.K.G. surge where marked, new stock, guaranteed.

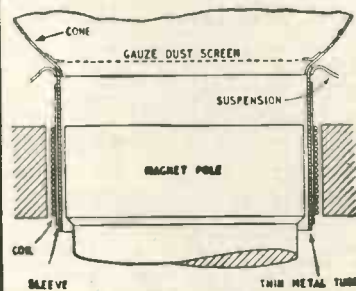
**TELEVISION!** Set of 3 components, comprising line output trans., with E.H.T. winding to give 1kV, using EY51 (with winding for EY51 also included) and fitted with width control scanning coils, low impedance line and frame, focus coil (res. 10,000Ω), current approx. 20 mA; the set of 3 for 42/-, plus 2/- post, diagram of line trans. supplied.  
**PERSONAL** receivers, 3 valve T.R.F. using IT4s, contained in handsome bakelite case with lift-up lid, size 7x6 1/2x5 1/2 in with lid closed, plastic carrying handle, fram. AE in lid, these receivers cover the medium waveband and operate from self-contained dry batts., standard types, W1455 and U2, output to a pair of lightweight 'phones (H.R.), controls, SM tuning and reaction, opening lid switches on, supplied brand new, with valves, batteries, 'phones, an ideal set for invalids hos. patients, etc., these receivers are not Govt. surplus and are offered ready for pliar. carr. pack £4/10.

**UNIVERSAL** amplifiers, 8-valve 20watt A.C./D.C., black crackle chassis, and black and chrome cover, overall size 15 1/2in x 7 1/2in x 7in. First-class components (Partridge O.P.T. and driver, Gardner choke, A.E.E. Mu-Metal, input trans. or mains, or valves, 2EF57, 4XG1, 2XUR5C. Switched input for high or low input, top cut and bass cut switches, V.C. mains switch, mains plug and socket, 220-250v. isolated chassis, 15Ω output. Wired and tested, ready for use, with valves, brand new. £10/19/6, carr. paid. T.V. control panels, 5 adjustable res. on pax. panel 4in x 3in, 3 wire wound (1K. 5K. 10K). 2 carbon (50K). Welwyn res., slider type, complete with slider knobs, 6/- each, post paid. 5 mA meters, moving coil. Bakelite case, 2in square, flush mounting, new, boxed: 8/- post paid.

**RADIO CLEARANCE LTD.**, 27, Tottenham Court Rd., London, W.1. Tel. Museum 9188. 10015  
**PARMEKO** H.T. transformers.—Prim 100-250 V sec 1300-0-1300 V 250 MA. potted type, size 59/6, carr. 5/-; Parmeko LF chokes 10H 250 MA, potted type, 15/-, carr. 2/-; heavy duty LT transformers, Prim 230 V sec tapped 4-6-11 V, 200 amps, ideal for welding or soil heating. £7/10, carr. 7/6; British electric heavy duty pots, 6-in dia., 1,800 ohms 200 watts, with 3in skirted knob, 22/6, carr. 1/6; 4in dia 2000 ohms 0.22 amps, with 3in skirted knob, 15/-, carr. 1/6. The above items are surplus to a manufacturer's requirements, as new and in perfect condition.—J. Hallett, 19, Upper Richmond Rd., London, S.W.15. 1913

**RECEIVER** type W spot tuned to 600 metre SOS band, easily adapted to B.B.C., 3x VP23 valves, waterproof cabinet, frame aerial in lid, uses 2v LT 45v HT, in cabinet size 11in x 10in x 8in, 25/-; 72v HT to suit above set, 4/6; radar chassis, 19in x 10in x 3in, contains 6x VR65, VR54, toggle switch, 5 pots, jack socket, 22 condensers, 42 resistors, etc., 25/-; power unit type 297, input 24v 3A, output 200v 50 MA 15v, 4.5, rotary converter, F.M. field, V.S.110 stabilizer, relay, 21 above condensers, etc., all in metal case 12in x 8in x 5in, 12/6; motor, 50v 3-phase, A.C., 1/40bhp, supplied complete with resistor, condenser, and circuit diagram to convert to 1/4hp for use on 240v single-phase A.C. mains, speed 2,600 rpm, weight 3 1/2lb, size 4in x 4 1/4in x 6 1/2in, shaft extends 3 1/2in x 1 1/2in, foot mounting, 22/6, or motor only 15/-; steel louvred cabinet and chassis with I.O. valveholders, cut and drilled for Vortexion type portable amplifiers, size 19in x 8 1/2in x 6 1/2in, 10/-; transformers, all 230v 50e input, output 350-0-350v 100 MA, 4v 4.5 A, 4v 2.5 A, 5v 2.5 A, 11/6, or minus 5v winding, 10/-; 80v 200 MA, 6.3v 2 A, 7/6; 155v 200 MA, 155v 200 MA, 7/6, 275-0-275v, 4v 5A, 4v 2.5 A, Poted type, 14/-; 265-0-265v, 250 MA, 6.7v 7 A, 4v 2.5 A, 16/6; smoothing choke 200 MA, 7/6 morse indicator, 25/-; 100 resistors, 11/1000, D.C. 4/- dozen; under 4,000 valves in stock, any type sent c.o.d.—Logan's Radio Mecca, Grove Rd., Hitchin, Herts. 10258

# YOU MUST HEAR THIS NEW DUODE



This picture, which we have not used for some time, shows the heart of the MOST NATURAL SOUND UNIT. It is basically simple, though skill and experience of a high order must go into its making. It is patented at home and abroad, so found only in Barker reproducers.

You may buy cheaper or much dearer units, but if you want good sound, natural sound, which goes on giving you pleasure and delights you with its rendering of the best records and broadcasts, there is only one real investment—the NEW BARKER DUODE 12 inch UNIT.

People who own Barker units very rarely sell them. Despite all the new, tempting counter attractions, the clarity, smoothness, full range, clean-cut transients, firm bass and naturalness given by the Barker drive and cone remain supreme.

And owners of these units have another big advantage; any model made since 1946 can be brought up to date with the latest type of cone and suspension at a moderate cost. This service is unique; it means that Barker sound units do not go out of date, but hold their value indefinitely.

To sum up—if you want natural sound reproduction of the highest standard, plus reasonable first cost plus long term economy, then

## ASK YOUR DEALER

or write for details to:

# BARKER

NATURAL REPRODUCERS

3 NEWMAN YARD, LONDON, W.1

**BENSON'S BETTER BARGAINS**

**METERS. New and boxed.**

Scale FSD	Size	Type	Fitting	Price
30 mA	2in.	MO	Proj. R.	7/-
100 mA	2 1/2in.	MO	Flush R.	8/-
200 mA	2 1/2in.	MO	Flush R.	8/-
300 mA	2 1/2in.	MO	Flush R.	8/-
300 mA (100 mA)	2in.	MO	Square	7/-
500 mA	2 1/2in.	MO	Flush R.	8/-
1 A or 2 A	2 1/2in.	TC	FL or proj.	8/-
3 A	2in.	TC	Square	6/-
20 A	2 1/2in.	MI	Flush R.	8/6
30 A	2 1/2in.	MO	Proj.	8/-
50 A	3in.	MI	Proj. Met.	30/-
20-0-20 A	2in.	MC	Square	8/-
Freq. 45-55c	7in.	230 v.	Proj. Met.	75/-
500 μA (6 mA)	2 1/2in.	MC/TC	Flush R.	17/6
15 v.	2 1/2in.	MI	Flush R.	10/6
15-0-15 v.	2 1/2in.	MO	Flush R.	10/6
150 v.	2 1/2in.	MO	Flush R.	10/6
2,500 v.	2 1/2in.	EL	Flush R.	30/-
3,500 v. (5 mA)	3 1/2in.	MO	Proj.	15/-
5 mA	2in.	MC	Square	7/-

**AERIALS UHF with EA50, 3/8. JACKS, Bakelite, DP closed, 1/-.** EC810 Tank Coils, 5/-.

**POTENTIOMETERS** 3in. dia. 20k. 10 w. 3/-.

**CONDENSERS** 15 kV v. ceramic, 1 each 500pF and 750 pF, in sealed case, 5/-.

**POWER UNIT 247.** Input 230 v. 50 c., outputs 680 v. 200 mA D.C. and 6.3 v. 3 A. A.G. in blue metal case, with 5U4G, 50A (carr. 7/6). Single stage pre-amp (VR1), with built-in 230 v. 50 c. power supply, 5Z4G rec., smoothed, 50/- (carr. 7/6).

**MOTORS, Collaro AC37 Gram. 110/250 v. A.C. var. speed, 1/2in. dia. spindle, 30/-; R.F. UNITS type 24, 20/-; 25, 20/-; 27, 40/-; I.F.T.'S 7 Mc/s (R1355), 1/8. COILS, Eddystone Tx types "P" and "Q" 5-pin hor. base, each 3/6; DYNAMOTORS, solied cases, D.C. (approx. 250 v. 80 mA at 6 v.), 8/6.**

**RXS TYPE 25, with 2 VR36, 2 VR53, 1 VR57, 1 VR55, 2 465 kc/s, I.F.T.s, 25/-.**

**TEST SET 255, with 2 VR91, 1 VR54, 1 VR92, 3 w/w pots, 7 Welwyn Vit. res. in neat louvered case, 25/-.**

**TRAINER 64, with mains 50 c. power pack and 9 valves, in black louvered case, 70/- (carr. 7/6).**

**CONTROL BOXES, with double epicyclic drive, 3/6.**

**TRANSFORMERS, potted, input 230 v. 50 c., outputs 300 v. 30 mA. HW and 6.3 v. 1 A, 10/-.**

**RELAY 12 v. actuating toothed bakelite wheel, 3/6.**

List and enquiries, S.A.E. please!  
 Terms: Cash with order. Postage extra.  
 Immediate delivery.

Callers and Post  
 W.A. BENSON (WW), SUPERADIO (W'chapel),  
 308 Rathbone Rd., LTD., 118 Whitechapel,  
 Liverpool 13. STO 1604 Liverpool. ROY 1130

**COMPONENTS—SURPLUS AND SECONDHAND**


**SUPREME RADIO, 746b, Romford Rd., Manor Park, London, E.12. Tel. 11f. 1260.**  
 Est. 17 yrs.  
**ALWAYS "supreme" for good quality components at the keenest prices.**  
**LOOK!** Just arrived. Mains trans., drop-thro. Bxing, primary 200-210v, 220-230v, 240-250v on voltage adjusting panel. Secondary, 250-0-250v 60mA with 6.3v 3amp winding tapped at 5v, small size, length 3 1/4in, width 2 1/4in, stack thickness 1 1/4in, our price, 11/6 ea.  
**VERY popular mains trans. by "Parmeko," universal fixing, primary tapped 0-200-220-240v, sec. 290-0-290v, 80mA, 6.3v 3amp, and 6.3v tapped at 4v 2amp with screen—our price, 15/11 ea. inc. p.post.**  
**FILAMENT trans.:** primary 0-250v, sec. 6.3v at 1.5a, 5/11 ea., or 6.3v at 3amp, 8/11 ea.  
**SMALL vol./controls:** 1meg or 1/2meg, with 1/spindle and D/P switch, our price, 3/- ea.  
**ALSO 1/2meg or 2meg v/controls less switch 1/6 ea., or 15/- doz.**  
**2-pole, 2-way w/change switches, 1/- ea. or 10/6 pr. doz.**  
**TWIN cal. feeder, 80ohm, for television, 4d pr. vd.**  
**NEW stocks electrolytic cond., tub/card, w/end, 8mfd, 450v, 1/11 ea.; also drylitic 8mfd 500v t/card, w/end cond. 2/9 ea.**  
**METAL can 16+16mfd 350v, small, 2/3 ea.; 32+32+16mfd 350v, small metal can cond., 3/6 each; 60+15mfd 275v d.c. wkg. at 4/11 ea.; tub/card w/end 100mfd 12v bias cond. 1/6 ea.**  
**DROPPERS:** 1 amp, 2,000ohms, cement coated with 2 sliders, 3/9 ea.; .15amp, 1,500ohms c/coated, 2/5 sliders, 3/9 ea.  
**TWIN-GANG 0.05mfd 80m/cond. with detachable fixing bracket feet, 5/11 ea.**  
**P.M. Speakers, good quality at bargain prices, all 2.5ohm v/coil less trans., 10in, 17/6 ea.; 8in p.m., 12/11 ea.; 6 1/2in type, 11/6 ea.; 5in, 10/6 ea.**  
**SPECIAL bargain line in speakers—only a few left, 8in p.m., 2-3ohm v/c., with out/trans. for 7K ohms load, 13/6 inc. p/packing.**  
**MANY other bargain lines in stock.**  
**TERMS: c.w.h., no c.o.d.; send 9d extra for postage orders under £5; 2/6d s.a.e. all enquiries and list.** [0021]

**METADYNE generators, 45v, 60w, 2.7Kw, totally enclosed, type MD70EX, net: £28.**  
**SELSYN motors, B.T.H. type SM1406, 230v ac Standard model, as new; £9 pair.**  
**CONSTANT frequency units, G.E.C., 100 Kc crystal controlled, two multiplier units with jack points for 10Kc, 1Kc, 250c, 50c power unit, 230v ac, all mounted in standard rack 5 1/2in high with heavy angle base, enamelled finish, plated fittings, complete with crystal, 27 sets, circuit diagrams, etc., new: £45.**  
**MAGSLIP sine-cosine resolvers, 3in AP 10861, new, each in maker's tin; 45/-.**  
**AMMETERS, 5in, 0/14 amps, MI ac/dc, Grade 1, Proj. E.A.C., Ltd., new, boxed; 25/-.**  
**P. B. CRAWSHAW, 166, Pixmore Way, Letchworth, Herts., Tel. Letchworth 1147. [0251]**  
**FREE to W.W. readers!—Send 5d postage for 4.BA nutdriver and lists of radio, electrical, etc., goods; this amazing offer for November only; one nutdriver per customer only.—Annakin, 25, Ashfield Place, Otley, Yorks. [1950]**  
**GUARANTEED goods; o/trans. stnd. pent 5,000 ohm, 4/11; multi-ratio p/pull, 5/11; mains trans., 350-0-350, 6v, 5v, 4v, 4v, 80 mA/A, 21/6; chokes, 7H-65 MA, 4/11; C.R.T. iso-trans. air-spaced, 2v at 2 amp, 9/6; Collaro RC521, 3sp. a/changers, with twin X/tal heads, spec. £9/19/6; Strad Uni-mains 5-valve chassis £9/5 tax paid; inter-com. unit, Master int. £5/19/6; stations 25/6 each; date available; new valve and component list; stamp please.—Radio Unlimited, Elm Rd., London, E.17. Tel. Key 4813. [0062]**

**CABINETS**  
**LEWIS RADIO have the best selection and finest finish.—See page 114. [0224]**  
**WALNUT radiogram cabinets; details.—Cabinetware, 1a, Hayes St. Blackburn.**  
**WALNUT radiogram and television cabinets, soundly constructed; stamp for details.—R. Shaw, 69, Fairlop Rd., Leytonstone, E.11. [0229]**  
**WANTED, EXCHANGE, ETC.**  
**VHF test equipment.**

**TS47AP, TS174, TS175/U, TS148 or TSX-4SE; analysers; BC221 freq. meters, TS69, and any U.S.A. test gear; Klystrons type 723/AB, 2K33 2K39 2K41, receiver, APR4 and units TN16 17-18-19; R.C. AR85D, S27 and SX28; and S27CA; microw. equipment; highest offer given by return.—Ger. 8410, Universal Electronics, 27, Lisle St., Leicester Square, London, W.C.2. [0229]**  
**45/- each offered for 813 type valves.—Write Box 7050 [1073]**  
**WANTED, Wilcox Gay V.F.O. units in new or modified condition.**  
**McELROY-ADAMS MFG. GROUP, Ltd., 46, Greyhound Rd., London, W.6. Tel. Fulham 1138/9 [0194]**  
**WANTED, receivers A.P.R.4, also T.N. 16, 17, 18, 19, etc., and any radio test gear.**  
**LESLIE DIXON & Co., 214, Queenstown Rd., Battersea, S.W.8. Macaulay 2159. [0176]**  
**COIL winders urgently required, Douglas No. 6 preferred.—Radiomart, Cirencester, Glos.**  
**WANTED, test sets No. 98: this is a grey box approx. 6in. cube containing a milliammeter reading 0-1.**  
**STARAVIA, Blackbushe Airport, Camberley, Surrey. [1690]**  
**WANTED, HRO coils, Rxs, etc., A.R. 88s, BC348s, S27s, etc.—Details to R.T. & I. Service, 254, Grove Green Rd., London, E.11. Ley. 4986. [0163]**

**POTENTIOMETERS**



Wire-wound and Composition types. Single, Ganged, Tandem Units. Characteristics: linear, log, semi-log, non-inductive, etc. Full details on request.

**RELIANCE**

**RELIANCE MNGF., CO. (SOUTHWARK), LTD.**  
 SUTHERLAND ROAD, HIGHAM HILL, WALTHAMSTOW, E.17.  
 Telephone: Larkwood 3245

**Fidelia**

**HAND BUILT RADIO UNITS**



**MAJOR 10 VALVE RADIOGRAM CHASSIS £32/8/4**

Each Feature of the Fidelia Design (Variable "Selectivity, Cathode Follower Detector, Triode Output Stages, Separate Bass and Treble Controls) is required to provide fine quality reproduction, AND WE WON'T SETTLE FOR LESS.

If you are similarly determined to have good reproduction, our Data Sheets are worth sending for. Fidelia Equipment is available only from ourselves. The price is right too.

Fidelia Standard, 7 valve model	£21 12 0
Fidelia Plus, 8 valve model	£23 18 0
Fidelia de Luxe, 9 valve model with 7 watt push-pull output stage	£24 6 6

**ELECTRO Acoustic DEVELOPMENTS**

2 AMHURST ROAD, TELSCOMBE CLIFFS, Nr. Brighton, SUSSEX  
 Tel.: Poolehaven 3156

**Switch on to**



**HENLEY SOLON ELECTRIC SOLDERING IRONS**

Solons save time, reduce costs. Solon soldering is always clean, reliable and simple. Five models, in voltage range 100-250; each with 6 feet Henley flexible. 65 watt; oval tapered or round pencil bits. 125 watt; oval tapered or round pencil bits. 240 watts; oval tapered bit.

Write for Folder Y.10

W.T. HENLEY'S Telegraph Works Co. Ltd., 51-53 Eaton Garden, London, E.C.1





**NUSOUND SOVEREIGN.** The latest super quality Amplifier. All Triode line up. P-Pull PX4 output. Frequency response 20-25 kcs.  $\pm$  6 d.b. and continuing up to 50 kcs.  $\pm$  9 d.b. Sensitivity 120 mv. for max. 10 w. output. Total harmonic distortion 1 per cent. at 1,000 c.p.s. at 6 watts. 20 d.b. neg. feedback. Independent Treble and Bass controls. Chassis size: 14 x 9 x 7 1/2 in. high. A.C. model only, £26.

Any good amplifier can produce the most disappointing results if the input circuit is not correctly matched to the radio or gramophone unit feeding it. Most amplifiers are made without any knowledge of the other equipment to be used with them and the input circuit, therefore, is a compromise which may or may not result in a satisfactory performance. The Nusound 8 1/2 watt is not a mass produced product of this kind. The basic circuitry is identical in all models but the input circuit is designed to individual requirements. The customer tells us which pick up or feeder units are to be used (our own or any other good make) and the amplifier is supplied to ensure the very best results possible from the combination.



Nusound 8 1/2 watt Quality Amplifier = PP 6V6— independent Bass and Treble boost and cut—neg. Feedback—provision for Radio Feeder Unit—Freq. response 25 to 20,000 c.p.s.  $\pm$  6 dB—hum 80 DB down at 6.5 watts—Feedback 14 DB. Available with Remote Control Unit, Price £17/10/-, or as illustrated.

**GARRARD AUTOCHANGERS & PLAYERS**  
 R.C.80, less Head ..... £15 3 3  
 R.C.75A, less Head ..... £13 10 0  
 T/JAC, less Head ..... £7 17 9

**HIGH-FIDELITY FEEDERS**  
**VARIABLE SELECTIVITY, 3-BAND, £16/10/-**  
**SUPERHET, L.M.S., £12/10/0.**

**S/M PRE-SET, 3-STATION, £8/4/0.**  
**T.R.F. PRE-SET, 3-STATION, £7/0/9.**

**N.S.P. PRECISION SCRATCH FILTER, 5/6**

**NUSOUND PRODUCTS LTD.**  
 (Dept. W10) 136 WARDOUR STREET,  
 LONDON, W.1. Tel.: GERrard 8845

Hours of business: 9 a.m.—5.30 p.m.  
 Saturdays 9 a.m.—1 p.m.  
 Stamp for leaflets on our other products.

**YOUR METER DAMAGED?**



Contractors to The Ministry of Supply  
 Repairs by skilled craftsmen of all makes and types of  
 Voltmeters, Ammeters, Microammeters, Multirange Test  
 meters, Electrical Thermometers, Recording Instruments, etc.  
 Quick deliveries—for speedy estimate send defective  
 instruments by registered post to—

**L. GLASER & CO.**  
 Electrical Instrument Repairers  
 96-100 ALDERSGATE STREET, E.C.1  
 (Tel.: MONarch 6822)

**WANTED, EXCHANGE, ETC.**  
 WANTED, R.C.A. transmitters, all types or  
 any R.C.A. components, including chassis  
 and metal work  
**McELROY-ADAMS MFG. GROUP, Ltd., 46,**  
**Greyhound Rd., London, W.6. Tel. Fulham**  
**1138/9 [0196]**

**WANTED TCS/6 or TCS/12 transmitters in**  
 mint condition; also control boxes for  
 same.  
**McELROY-ADAMS MFG. GROUP, Ltd., 46,**  
**Greyhound Rd., London, W.6. Tel. Fulham**  
**1138/9. [0195]**

**REQUIRED immediately, 25 ex-W.D. Selsyns.**  
 —Please send offers immediately to Box  
 0741. [1833]

**WANTED, RCA 4331 transmitters—P.C.A.**  
 Radio, Cambridge Grove, Hammersmith,  
 W.6. Tel. Riverside 3279. [0093]

**WANTED, service manuals, sheets for Ekco**  
**TRC 1124, G.E.C. BC 4247, Bush AC11.**  
 —Nickeas, Ebnal Cottage, Pentre, Queens-  
 ferry; Chester. [1915]

**WANTED, power supply units for no. 33**  
 transmitters (Z.A.10729); call or ring—  
 P.C.A. Radio, The Arches, Cambridge Grove,  
 W.6. Riv. 3279. [0051]

**WANTED, set manufacturers' or ex-Govern-**  
 ment radio equipment, large or small quantities,  
 titles of valves, electrolytics, speakers, meters,  
 also components.  
**LOWE BROS., 5, Fitzroy St., London, W.1.**  
 Tel. Museum 4389. [19745]

**WANTED, BC-610 Hallcrafters, RCA ET**  
 4336 transmitters SX-28, AR-88, S-27  
 HRO receiver and spares parts for above; best  
 prices.—P.C.A. Radio, The Arches, Cambridge  
 Grove, W.6. [0080]

**WANTED, power units type P.U.176 (vibra-**  
 tor type); grey box approx. 10in x 6in x  
 3in; Ref. 10K/485 (similar in shape and size  
 to a radio H.T. battery).  
**STARAVIA, Blackbushe Airport, Camberley,**  
 Surrey. [1689]

**WANTED, RCA speech amplifiers, type MI-**  
 11220 J or K, and aerial tuning units  
 BC 929A.—Offers, stating quantity and price,  
 to P.C.A. Radio, The Arches, Cambridge Grove,  
 W.6. [0079]

**WE purchase all types of domestic or ex-**  
 Government radio receivers and equipment;  
 send full details or call and collect cash; large  
 or small quantities.—Walton's Wireless Stores,  
 48, Stafford St., Wolverhampton. [10146]

**ALTHAM RADIO Co. pay highest prices in**  
 the trade for all American equipment, in-  
 cluding test sets, transmitters, receivers, tele-  
 printing gear, etc.—Jersey House, Jersey St.,  
 Manchester, 4. Tel. Central 7834-5-6. [0228]

**WANTED, AN/APR-4 receiver, any units;**  
 any other good quality U.S. surplus radio  
 and radar tubes, test sets; laboratory equip-  
 ments, etc.; give condition and price in first  
 letter.—Engineering Associates, 434, Patterson  
 Rd., Dayton, 9, Ohio, U.S.A. [0234]

**WANTED, good quality communication rx's,**  
 domestic radios, test equipment, etc.; top  
 prices paid; established since 1937.—Miller's  
 Radio, 38a, Newport Court, min. from Leicester  
 Sq. Tube, Tel. Ger. 4638. Call, write or send.  
 Hours of business 10-6 p.m. Open all day  
 Saturday. [0199]

**WANTED, signal generators types 30, 31, 51,**  
 53, 54, 56 and 601, also any American equip-  
 ment with TS prefix or BC. American re-  
 ceivers types AR88, APR4 or similar.—Send  
 price and details to Hatfield Instruments, Ltd.,  
 175, Uxbridge Rd., Hanwell, W.7. Tel. Ealing  
 0779/9857. [0227]

**WANTED: we will pay 10% more for the**  
 following American equipment; test sets  
 with TS prefix, BC221, APR4 receivers, APR4  
 tuning units, BC342, BC312, power units No.  
 15 and PE98, teleprinter equipment.—Altham  
 Radio Co., Jersey House, Jersey St., Man-  
 chester, 4. Tel. Central 7834-5-6. [0227]

**WANTED, ex-Govt. mine detectors, type 4 or**  
 6, also parts including test unit ZA28857,  
 voltmeters 3v D.C., connectors, leads, various  
 types, amps signal office WB5312, mountings  
 and aerials for SCR522, refs. BT488, 10H14207,  
 switchboards U.C. Y44920, dummy aerials, ear-  
 cushions, chamois type, parts for radio T/Rs  
 12, 18, 19, 22, 33, 66T, 107, etc.; also tele-  
 phone material.—Rodwell's, 20, Drapers Rd.,  
 Enfield, Middx. Tel. Enfield 4589. [1735]

**REPAIRS AND SERVICE**  
**ARMATURE re-winding service to the trade.**  
**VACUUMS, drills, grinders, hood dryers, dental**  
**motors, vacuum cleaner armatures replaced**  
 from stock; 24-hour service; every job guaran-  
 teed; all vacuum cleaner parts, hoses, etc., in  
 stock for any make.  
**REGAM ELECTRIC, 95, Park Lane, Leeds, 1**  
 [1905]

**MAINS transformers rewound, new trans-**  
 formers to any specification.  
**MOTOR rewinds and complete overhauls: first-**  
 class workmanship; fully guaranteed.  
**F.M. ELECTRIC Co. Ltd, Poters Bldgs,**  
 Warser Gate, Nottingham, Est. 1917. Tel. 47898.  
 [0113]

**TRANSFORMER rewind service, mains,**  
 E.H.T. transformers and chokes, prompt  
 delivery, range of replacement types ex stock or  
 manufactured to your specification.  
**METROPOLITAN RADIO SERVICE Co., 75,**  
 Kilburn Lane, London, W.10. Ladbroke 2296.  
 [0200]

**AUDIO—Bernard J. Brown is again able to**  
 undertake the design/manufacture/repair of  
 any type audio equipment, disc, tape or film  
 recorders, etc.—Write 33, Goldhawk Rd., Lon-  
 don, W.12. Tel. She. 6079. [1903]

**LATEST BARGAINS**

**MICROPHONE TRANSFORMERS.** Ex W.D., but  
 unused, and in brand new condition. In fully shielded  
 case. Excellent buy at 3/9. Post 9d.

**RELAYS.** Brand new and boxed. Type 10F/22,  
 1,000 ohms. Break one make three. G.P.O. pattern.  
 Offered at less than cost. **OUR PRICE 3/9.** Post 1/-.

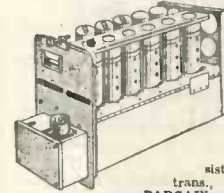
**RECTIFIERS.** Brand new, Selenium. Type I.T. & T.  
 REC. 1. Approx. rating 180 volts, 40 ma. **CLEAR-**  
**ANCE OFFER 3/9.** Post 6d.

**AMPLIFIERS.** Brand new (ex W.D. unused). Con-  
 tains EF36, two transformers, 400 ohm relay, volume  
 control, various condensers, resistors, etc. Case  
 measures 5in. x 5in. **BARGAIN PRICE 9/6.** Post 1/8.

**HEAD-PHONES.** Super sensitive. Shop soiled, but in  
 working order. **OUR PRICE 9/9 per pair.** Post 1/-.

**CRYSTALS.** Brand new germanium crystals, made by  
 B.T.H. Give first-class results. **SPECIAL OFFER 2/3.**  
 Post 6d.

**INDICATOR UNITS.** Ex W.D., but brand new con-  
 dition. Valves and C.R. tubes only have been removed.  
 Chassis, valve-holders, resistors, condensers, etc.;  
 alone worth more than our price. Units include  
 Design "L" type 82, Power Unit 657, etc. **BARGAIN**  
**AT 12/6 each.** Carriage 4/8.



**SUPERHET V.F. 6-VALVE RE-**  
**CEIVER.** Ex-W.D., but brand  
 new condition. Six  
 channel switching,  
 tuning 20.5 to 40  
 mc/s. Components  
 include 30 ceramic  
 trimmers, 30 small  
 condensers, 30 res-  
 istances (1-1 watt), 2  
 trans., etc.  
**BARGAIN PRICE 7/6.** Also  
 complete with valves at 17/6. Post 2/9. Drawings  
 available for suggested conversions to A.C. or  
 A.C./D.C. mains.

**TUNING CONDENSERS.** Two gang, .0005 mfd.,  
 standard size. Store soiled, but all tested. **CLEAR-**  
**ANCE OFFER 2/9.** Post 9d. **BARGAIN 3 for 7/-.**

**FIXED CONDENSERS.** Mixed parcels of various  
 values, from .001 mfd., 350 V.D.C. to .25 mfd.,  
 350 VDC, and 4 mfd. 12 V.D.C. 20 for 5/-, 45 for  
 10/-, and 100 for £1.

**O.P. TRANSFORMERS.** **CLEARANCE OFFER**  
 AT 1/9 each. Post 1/-. Will match all normal O.P.  
 valves to 2-5 ohm speech coil.

**EXTENSION SPEAKERS.** Brand new 6 1/2 in. P.M. low  
 impedance speakers, mounted on polished and veneered  
 baffle of modern design. Gold sprayed metal feet  
 fitted. 5 feet of lead ready connected. **GIFT PRICE**  
**19/9.** Post 1/9.

**RADIOGRAM CHASSIS.** Latest 1953 models. Three  
 waveband at £10/17/6 (including 8in. speaker) and  
 £12/12/-. Six waveband at £15/15/-. Carr. 4/6.  
 Flywheel tuning, negative feedback, gram. pick-up  
 sockets and switch. Modern valve line-up. All brand  
 new and guaranteed. **TERMS AVAILABLE.**

**METERS.** Ex-W.D., but unused. Accurate 100 micro-  
 amp. movement. 2in. scale in 2 1/2in. square mounting.  
**BARGAIN PRICE 27/9.** Post 1/3. **USED 12/9.**

**VALVES.** Clearance sale. Surplus and salvage from  
 1/9. Special purpose and obsolete types. Also brand  
 new special purpose types, boxed, retailer's store soiled  
 stocks from 12/9.

**TRF KIT.** Complete kit of parts for assembling  
 4 valve TRF set. Excellent reception on Long and  
 Medium waves. Choice of plastic (brown or white)  
 or wooden (walnut) cabinets. For A.C. or A.C./D.C.  
 mains. Wiring diagram and assembly instructions.  
**REDUCED TO 55/9/6.** Or ready assembled 20/-  
 extra. Post 3/6.

**INSULATING TAPE.** New and wrapped 1/2 in. wide  
 1/2 lb. rolls. Listed at 3/6. **OUR PRICE 1/6.**

**TELESCOPIC MASTS.** Ex-W.D., but unused. Extend  
 to 7ft. 6in. Base diameter 1/2 in. tip 1/4 in. Closed  
 length 16in. Ideal aerial. **GIFT PRICE 7/9.** Post 1/3.

**AERIAL COILS.** For portable sets. Brand new.  
 On aluminum frame measuring 4in. x 6in. **BARGAIN**  
**AT 4/6.** Post 6d.

**FUSE HOLDERS.** Porcelain. 15 amp. MEM.  
 Kantark Minor (brand new). Complete with fuse,  
 backwiring type, 250 volts. **TO CLEAR AT 9d.**  
 Post 4d.

**MINIATURE M/C PHONE SPEAKERS.** Ideal per-  
 sonal extension speaker, or quality microphone.  
**REDUCED TO 2/9.** Post 3/-.

**MICRO-SWITCHES.** Latest American midgets.  
 230 v., 3 a., 1/2 in. x 1 1/2 in. **BARGAIN OFFER 3/6**

**RADIO-TELEPHONE.** Brand new walkie-talkie  
 sets. 53-75 mc/s. Telephone handset operation. 12  
 volt operation from vibrator unit.

**SPECIAL PRICE OF £21 per pair complete with**  
 vibrators. Carr. 15/-, also operate from set of  
 batteries.

**C.W.O. or C.O.D.**  
**Money back guarantee**  
**DUKE & CO.,**  
 621 Romford Road, London, E.12.  
 GRA 6677



Most types of coil winding undertaken. Very quick deliveries, small or large quantities. Transformers, Chokes, Solenoids, Relay Coils, etc., wound on your own bobbins or formers for your own assembly. Impregnating (varnish) on all work done if required. Best quality material used. Single prototypes made to high standards, regulation and cool running etc.

**FOR CATHODE RAY TUBE FAILURES.** Special low capacity secondary winding for Heater/Cathode shorts to restore picture after this fault has occurred. All Primaries tapped, framed and tag panelled. 200/250, 2 v. at 2 a., 4 v. at 2 a., 6.3 v. at 2 a., 10.8 v. at 0.3 a., at 29/6 each.  
(Discount to trade)

**EMISSION REJUVENATORS.** 200/250 tapped output tapped in steps. 2 v. to 2½ v. to 2½ v. at 2 a., at 35/6 each. Output 200/250 tapped in steps 6.3 v. to 7 v. to 8 v. up to 9½ v. at 2 a., at 37/6 each.  
(Discount to trade)

Both space wound for Heater/Cathode shorts also

**T.V. HEATER TRANSFORMERS, 200/250** 6.3 v. at 7 a., 0.2-6.3 v. at 2 a., at 19/6 nett.  
**T.V. AUTO TRANSFORMERS.** 0-190-210-230-240 at 6.3 v. at 7 a., 0.2-6.3 v. at 2 a., at 27/6 net.

**T.V. FRAME TRANSFORMER.** 60 H. magnetic deflection, suitable for most home constructed sets at 15/6 net.

**HALF SHROUDED, 200/250 input, 250/0/250 80 mA, 6.3 v, 3 a. and 5 v. 2 a., 12/9 net plus 1/1 P. & P.**

**NORTHERN TRANSFORMER CO.**  
215 BARKEREND ROAD,  
BRADFORD, YORKS.

*Chassis, Cases* and all metal fittings made to specification for the Radio and Electronic Industry.

**STAR METAL PLATE WORKS**  
74 CHURCH Rd., BARNES, S.W.13  
Tel: RIV 6472/4

**QUARTZ CRYSTAL UNITS**



Type B7



The type B7 unit is mounted in the standard B7 valve envelope and is hermetically sealed and fully evacuated. Available for the frequency ranges from 100 kc/s. to 500 kc/s. and from 3 Mc/s. to 16 Mc/s. Gold electrodes applied by cathodic sputtering give permanence of calibration. Normal adjustment accuracy 0.01% Max. adjustment accuracy 0.003% Early delivery can be given of most frequencies, and we will be pleased to quote for your specific requirements.

**THE QUARTZ CRYSTAL Co. Ltd.**  
43-71 Kingston Road,  
NEW MALDEN, SURREY  
Telephone: MALden 0334 Cables, etc. QUARTZCO NEWMALDEN

**REPAIRS AND SERVICE**

**MAINS transformers, E.H.T. line outputs, chokes and field coils, etc., promptly and efficiently rewound or manufactured to any specification; 12 months' guarantee.**  
LADBROKE REWIND SERVICE, Ltd., 820a Harrow Rd. Kensal Rise. N.W.10 Lad. 0914. 10222

**REPAIRS.—E.H.T. mains and O.P. transformers, field coils and chokes; also armatures and motors; new transformers designed to any specification; all work fully guaranteed.**  
WILLESDEN TRANSFORMER Co., Ltd., 2a. Frithville Gdns., Shepherds Bush, London W.12. Tel. Shepherds Bus 5819. 10076

**ELECTRICAL test instruments repaired and standardized, all types British or American, ammeters, voltmeters, ohmmeters, DC/AC multi-range meters, etc.; meters converted to specification.**

**THE ELECTRICAL INSTRUMENT REPAIR SERVICE, 329, Kilburn Lane, London, W.9. Tel. Lad. 4169. [1134**

**REWINDS and conversions to mains and output trans, pick-ups, fields, clock coils, etc., from 4/6; PP equipment a speciality; all work guaranteed.—N.L. Rewinds, 173, High Rd., Willesden Green, N.W.10. Tel. Wordsworth 7791. [1938**

**24-HOUR service, 6 months' guarantee, any transformer, rewound, mains outputs and i.f.s., etc.; all types of new trans, etc., supplied to specification; business heading or service card for trade prices.—Majestic Winding Co., 180, Windham Rd. Bournemouth. [6520**

**AS professional sound recordists and members of the Association of Professional Recording Studios, we are particularly well qualified to give advice and service on all aspects of sound recording and reproduction. Design of tape equipment a speciality. Circuits designed, repairs and modification carried out quickly. Advice freely given. See also below:—**

**COMPREHENSIVE service to trade and amateur; design, manufacture and repair of electronic equipment carried out by specialists; special attention given to small or large orders. See also below:—Autochangers, 48-hour service, cleaning and adjusting at fixed price of 35/- plus carriage; also all repairs carried out; trade enquiries invited.—Ariel Sound 57, Lancaster News, London W.2. Tel. Paddington 5092 (2 lines) [1636**

**MISCELLANEOUS**

**NEW and unused enamelled copper wire with one layer of artificial silk, available ex-stock as surplus to requirements.**

700LB SWG 41 on 1045 bobbins.  
700LB SWG 40 on 95 bobbins.  
15/- (fifteen shillings) per lb to clear. [1850  
APPLY Box 0866.

**HEAVY current transformer, 230v input, 4-6-11v output, 200a. £4; carriage extra (58/1b). —Box 1101. [1897**

**CABLES, wires and flexibles P.V.C. covered at clearance prices.—R. Lowther, Ltd. 90a, St Vincent St. Ancoats, Manchester. 4 [1023**

**WINDER, Douglas No. 3, motorised, portable, inserter, column, v-speed, spares, material; £55-72, Leopold Ave., Birmingham 10. G.R.E.2070. [1876**

**METALWORK, all types cabinets, chassis, racks, etc., to your own specifications; capacity available for small milling and capstan work up to 1 1/2 ton.**

**PHILPOTT'S METAL WORKS, Ltd., (G4B1), Chapman St., Loughborough. [10208**

**A HIGH vacuum impregnation unit or single or batch coil impregnation service to R.I.C. specification 214 or individual requirements.—Blickvac 505, Lordship Lane, S.E.22. Tel. Forest Hill 7089. [10310**

**PLYWOOD—Hardboards. Send s.a.e. for free price lists and samples, including 3/4in mahogany p/y 10d sq. ft. sheets 72in x 36in; hardboard all sizes, from 6d sq. ft.; free delivery (100 miles).—N. Gerver, 2-10, Mare St., London, E.8. Amherst 5806. [1742**

**PLATED nuts, screws washers, bolts, soldering tags, hank-bushes, self-tapping screws, grub-screws, socket-screws, wood-screws; large quantities or gross cartons; stamp for list.—Sinden Components, Ltd., Dept. B, 117, Churchfield Rd. Acton. W.3 Acorn 8126 [1415**

**YOUR own recorded tapes to disk; 78 and LP Ferragroph recorders supplied; microphones, tape, etc., complete recording service.—"Erolca" Recording Services, Peel St., Eccles, Manchester. Tel. Eccles 1624. Musical Dir., Thurlow Smith, A.R.M.C.M. [1933**

**ENGRAVING amateurs and trade could take the opportunity of engraving problems in the future by getting in touch with A.G. Engraving, 19a, Windmill Rd, London, S.W.18. Bat. 5793 Brass, bronze, erinoid, Perspex dials; one knob or repetition equally entertained. [0034**

**COPPER wires enamelled, tinned, Litz, cotton, silk covered, all gauges; B.A. screws, nuts, washers, soldering tags, eyelets, ebontite and laminated bakelite panels, tube, coil formers; Tufno; rod; headphones flexes, etc.; latest radio publications, full range available; list, s.a.e.; trade supplied.—Post Radio Supplies, 33, Bourne Gardens, London, E.4 [10138**

**DECALS labels for marking radio and electronic equipment, clear permanent lettering 1/4in high, no background, easy application, permanent. Govt. approved; available in book form each book containing approx. 750 titles, covering all aspects of radio and electronic equipment; price 4/9 plus 3d post, in black or white.—Alexander Equipment Ltd., Childs Place, Earls Court, London, S.W.5 [10243**

**TELE-RADIO (1943) LIMITED**  
**BRAND NEW GUARANTEED METAL RECTIFIERS**

Volt	Amps.	BRIDGE	...	8	9
6	2	"	...	10	6
6	3	"	...	12	6
6	4	"	...	15	0
6	6	"	...	18	0
12	1.5	"	...	8	9
12	2	"	...	10	0
12	3	"	...	12	6
12	4	"	...	15	0
12	6	"	...	18	6
12	10	"	...	35	0

Discounts in relation to the above: 12-5%, 25-10%, 50-20%.  
Metal Rectifiers can be built to your requirements. Enquiries invited.

**TRANSFORMERS.**  
Ellison T68. 0-4-6.3 v. 4 amps., 19/6.  
Ellison SP70. 0-6.3v.-12v. 3 amps., 21/-.  
Douglas 30 v. 2 amps., 22/6.  
TAPPED 3, 4, 5, 6, 8, 9, 10, 12, 15, 18, 20 and 24 v.  
Ellison FT51. 6.3 v. 1.5 amp., 9/-.  
Elac 6.3 v. 3 amps., 10/6.  
Ellison CT109. 0-4-9-18 v., to charge 2, 6 and 12 v. at 2 amps., 21/-.  
Postags and Packing extra. C.W.O. or C.O.D.  
**189, Edgware Road, London, W.2.**  
Phone: PAD. 4455/6  
Shop Hours: Mon.-Sat. 9 a.m. - 6 p.m.  
Thursday, 9 a.m. - 1 p.m.

**TANNOY** PRODUCTS  
**SOUND EQUIPMENT**  
clearly the best for all occasions

WEST NORWOOD S.E. 27. Tel. GIPSY Hill 1131 (7 lines)

*Smith's* of **EDGWARE ROAD**

Electronic Component Specialists  
Can still supply ALL the parts for the  
**F. M. FEEDER UNIT**  
(Amas & Johnstone, Sept. 1952)  
for 70/- less valves and diodes.  
Including the modifications described in the Sept. 1953 Issue.

Also their  
**SENSITIVE T.R.F. RECEIVER**  
(Nov. 1951... Reprint 1/-)  
Send for price-lists of the above — also for details of our NEW Mailing-list scheme.  
**H. L. SMITH & CO. LTD.**  
287/289 EDGWARE ROAD, LONDON, W.2  
Telephone: Paddington 5891  
Hours 9 till 6 (Thursday, 1 o'clock)  
Near Edgware Road Stations, Metropolitan & Bakerloo

# DIRECT FROM THE MANUFACTURER

**Dulci Radio/Radiogram Chassis**

A/C 100-120 & 200-250 VOLTS.

All chassis 11in. x 7in. x 8in high. Latest type valves 6BE6, 6BA6, 6AT6, 6BW6, 6X4 Flywheel tuning. Negative feedback over entire audio section. Engraved knobs.




- |   |                   |
|---|-------------------|
| <b>FULLY GUARANTEED Model B3, Long, Med. Short (5 Valves)</b> | <b>£12. 12. 0</b> |
| <b>B3 Plus Push Pull Stage (6 Valves)</b>                     | <b>£15. 15. 0</b> |
| <b>B3 Double Feature P/Pull &amp; RF Stage (7 Valves)</b>     | <b>£18. 18. 0</b> |
| <b>Model B6 Six Wavebands Med. L. 4 Short (8d-Spread)</b>     | <b>£15. 15. 0</b> |
| <b>B6 Plus Push Pull Stage (6 Valves)</b>                     | <b>£18. 18. 0</b> |
| <b>B6 Double Feature P/Pull &amp; RF Stage (7 Valves)</b>     | <b>£23. 2. 0</b>  |

**ALL PRICES TAX PAID**

Escutcheon for 9in. x 5in. dial, 4/9 extra. Matching speakers P.M. type 3 ohms 8in or 10in available. Chassis sent under money back guarantee conditions against remittance. Free particulars from the Manufacturers.

**THE DULCI CO. LTD.**  
97 VILLIERS ROAD, LONDON, N.W.2  
Telephone: Willesden 7778



*Excellence in design..*

## AIR DIELECTRIC TRIMMER

Protected by Acetate Case

Capacities from 4 to 70pf in voltages of 500 and 1,000 D.C. Width 16.5 mm. Length 22 mm. Acetate dust cover optional. Insulation over 10,000 megohms. Power factor less than .001.

Type approved Cat. A. No. 464.

# OXLEY

**DEVELOPMENTS CO. LTD.**  
**ULVERSTON, NORTH LANCs.**  
TEL.: ULVERSTON 3306

**MISCELLANEOUS**  
**CHASSIS** 18 swg aluminium, 4-sided, 8in X 5in X 2in, 3/8 in X 7in X 2 1/2 in, 4/6, 13in X 10in X 2 1/2 in, 6/4, 16in X 8in X 3in, 7/3; plus 8d postage; prices in proportion for special sizes; also panels, etc.; estimates free; punching charges, valve holes 3d each; transformer cut-outs, 6d. other holes 1d; please send sketch of your requirements.—Wood and Toy, 51, Whitefield Rd., Claines, Worcester [1891]

**SITUATIONS VACANT**  
*The engagement of persons answering these advertisements must be made through the local office of the Ministry of Labour and National Service, etc. if the applicant is a man aged 18-64 or a woman aged 18-59 inclusive, unless he or she or the employer is excepted from the provisions of The Notification of Vacancies Order 1952.*

**SERVICE or Maintenance Engineer.**  
A **FIRST-CLASS** engineer is required for the maintenance of electronic instruments and control equipment used in the Research Laboratories of D. Napier & Son, Ltd.; experience of this type of work is essential, radio and television servicing is not sufficient qualification.—Applications, giving details of education, qualifications, experience and salary required, to Dept. C.P.S., 336/7, Strand, W.C.2, quoting ref. 1187. [1866]

**RADAR** technician required by the **NERIGIAN** Government, Meteorological Department, for one out of 12 to 24 months, the first instance with option of appointment (a) on agreement with prospect of permanency with salary, etc., in scale £750 rising to £1,175 a year or (b) on contract with salary, etc., in scale £807 rising to £1,269 a year; outfit allowance £60; free passages for officer and wife and assistance towards cost of children's passages or their maintenance in this country; liberal leave on full salary; candidates must be competent radar mechanics and must be able to maintain GL III radar equipment and to take charge of a radar wind station; established Civil Servants should submit their applications through departmental channels. **WRITE** to the Crown Agents, 4, Millbank, London, S.W.1; state age, name in block letters, full qualifications and experience and quote M2C/30169/WF. [1879]

**ASSISTANT** Signals officer required by the **GOVERNMENT OF NIGERIA** for the Aviation Department for one out of 12 to 24 months, the first instance. Salary, etc., either (a) in scale £750 rising to £1,315 a year with prospect of permanency, or (b) in scale £807 rising to £1,455 a year, on a temporary basis with gratuity at the rate of £100 a year. Outfit allowance £60. Free passages for officer and wife, and assistance towards cost of children's passages, or their maintenance in the United Kingdom. Liberal leave on full salary. Candidates must have a knowledge of the fundamental principles of electricity and magnetism and of radio engineering with experience in the maintenance of aeronautical radio transmitters and receivers, direction finders test equipment and small petrol and diesel engine generator sets. Workshop experience and a knowledge of radar will be of advantage. Minimum examination qualifications are G, A & G. Certificate in radio communications or technical electricity, or satisfactory pass in M.C.A. radio mechanics course. **WRITE** to the Crown Agents, 4, Millbank, London, S.W.1. State age, name in block letters, full qualifications and experience and quote M2C/29637/WF. [1856]

**JOSEPH LUCAS** (Gas Turbine Equipment), Ltd. **INVITE** applications for **ELECTRONIC** engineers. **SOME** knowledge of servo mechanisms would be an advantage. Should have university degree. **THESE** appointments are pensionable and offer good prospects to individuals with initiative and technical ability. **SALARY** will be in accordance with experience and qualifications. **DETAILS** of experience and qualifications should be sent to:—**PERSONNEL** Manager, Joseph Lucas (Gas Turbine Equipment) Ltd., Shaftmoor Lane, Hall Green, Birmingham. [1927]

**FERRANTI, Ltd.** have immediate vacancies for:—  
(a) **MEN** with electrical engineering qualifications for the advanced testing of naval anti-aircraft fire control equipment involving electronics and servo mechanisms either in factories or on board H.M. ships in home ports; normal expenses plus a generous allowance when working out.  
(b) **MEN** with electrical engineering qualifications for production testing of aircraft gyroscopic flight instruments.  
**SALARY** in accordance with age and experience between £356 and £650 per annum; previous experience, though desirable, is not essential.  
**PERMANENT** staff appointments with pension benefits.  
**FORMS** of application from Mr. R. J. Hebbert, Staff Manager, Ferranti, Ltd., Hollinwood, Lancs. Please quote reference HGN (a) or (b). [1819]  
**A FIRST-CLASS** radio and television engineer required for Coventry; excellent conditions and salary.—Apply Sutton & Jones, Ltd. [1830] Cross Cheaping, Coventry.

**H. FRANKS**  
**58 NEW OXFORD STREET**  
**LONDON, W.C.1**  
**PHONE: MUSEUM 9594**

One minute from Tottenham Court Road Stn.

**ADMIRALTY PATTERN W4917 AUTO VOLTAGE CONTROL UNITS**, fitted Tonum regulator type V52/75/21MC, Volts 180/230 A.C., watts 125. Price £4/10/- each.

**METAL RECTIFIERS**, 5 plates 6 x 6in., input 17/20 v. A.C., Output 12/14 v. D.C. 8 amps., 35/- each.

**Ditco** 9 plates 6 x 6in., input 32/40 v. A.C. Output 23/26 v. D.C., 8 amps., 57/6 each.

**PREDICTOR UNITS**, made by Sperry's, type AA/5, fitted 4 variable speed gear boxes, 115 volts A.C., constant speed motor, numerous worm, right-angle gears, approx. 75 ball-races, cost over £300 each to make, nett weight 78lb., new, in original packing cases £11 each.

**PORTABLE FIELD TELEPHONE SETS**, type D, fitted handset extra headset, tuned buzzer, etc., £5/10/- the pair.

**"STANCOR,"** U.S.A. 2.5 K.V.A. 50/60 cycle auto-transformers. Input, 115/250 v. Output, 110v. Completely shrouded, £11 each.

**WESTINGHOUSE RECTIFIER SETS** Style 288 G.P.O. Input 200/250 volts A.C., 50 cycles, output 50 volts D.C. 1 1/2 amps. £3/10/- each. Carriage 10/-.

**OIL-FILLED CONDENSERS**, 50 + 50 MFD. 400 volts A.C. working, size 8in. x 10in. x 6 1/2in., £1/10/- each. Carriage 5/-.

**SPERRY'S CONSTANT-SPEED** 115 volt, 50 cycles motors, 2,400 r.p.m., 3 1/2in. diam., 6in. long, 5/16in. spindle, 1 1/2in. long, Serial No. LB1931. 45/-.

**SPERRY'S FOLLOW-ON MOTORS**. Selsyn pattern, sold in pairs, one generator, one receiver, 115 volts 50 cycles, Serial No. LB1470. 70/- per pair.

**S.T.C. METAL RECTIFIER SETS**. Input 200/250 volts A.C. 50 cycles. Output 220 volts D.C. 1 1/2 amps., type 10D/1786, housed in metal cabinet 22 x 13 x 11in. Continuous rating. £12/10/- each.

**1/2 Amp. MERCURY SWITCHES**. Fitted with saddle and clip. Price 4/- each. Post paid.

**CREED MORSE TRANSMITTERS**, fitted control unit transmitter relay with motor, 230 volts A.C. 1/40th h.p., 1,400 r.p.m. £10 each.

**CANADIAN FULLY SMOOTHED ROTARY TRANSFORMERS**, housed in metal case 8 1/2 x 6 x 4 1/2in. Input 12 v. 2.5 amps. Output 220 v. D.C. 60 mA. Price 40/- each.

**HOOPER BLOWER MOTORS**, Ref. No. 10KB/115 for 12/24 volts A.C./D.C., ideal for car heaters, cooling, etc. 27/6 each.

**STEP-DOWN TRANSFORMERS**, input 180/230 volts A.C., 50 cycles, output 4.2 + 4.2 volts, 10 amps., ideal for soil heating, spot welding, etc. 35/- each.

**ROTARY RHEOSTATS**, 7 1/2 ohms, 6 1/2 amps., 25/- each.

**SANGAMO MOTOR UNITS**, Model 7, final speed one rev. 24 hours. 200/250 v. A.C. 50 cycles. Price 27/6 each.

**SANGAMO MOTOR UNITS**, Model 7, final speed one revolution per seven days, 200/250 v. A.C., 50 cycles. Price 30/- each.

**"KLAXON"** 24 v. D.C. SHUNT-WOUND MOTORS. 1/20th h.p., 2,500 r.p.m. Price 40/- each.

**3in. MAGSLIP TRANSMITTERS**. Ref. No. A.P.6547. Price 40/- each.

**2in. MAGSLIP HUNTERS**, Mark II, Type No. A.P.10645, 25/-.

**P.O. Type POLARIZED RELAYS**, type 320A.N. 110 plus 110 ohm coils, 20/- each.

**KENTS 24-VOLT D.C. 1/20-h.p. SHUNT-WOUND MOTORS**, 3,500 r.p.m. at 24 volts. Will operate on 12-volt D.C. at approx. half speed, double spindle, totally enclosed. 27/6.

**STAINLESS STEEL AERIAL WIRE**, gauge 7/015 in 1,600 foot reel. Price 40/- per reel.

**MINIATURE IMPULSE MOTORS** made by "Gents," size 3 x 2 x 1 1/2in. Suitable for operating models, switches, etc. Operates on 4/6 volts A.C./D.C. and is very powerful for its size. Price 8/6 each. Post paid.

10,000 G.P.O. type 3,000 and 600 relays, assorted contacts and coils. Siemen's High Speed Relays, Uniselectors, Telephone Keys, Handsets, etc.

**Mailing Lists**. Price 6d. each.




## Electradix Offers

**LIGHTING PLANTS.** D.C. for house or bungalow Lighting and Battery Charging, every plant dismantled and rebuilt in our Works and output guaranteed as listed. Stocks are always charging, send for list, now in stock:—  
**J.A.P 550 watt 12/18 volt, Switchboard and Fuel Tank £35.** Briggs & Stratton 12/18 volt 350 watt S/board and Fuel Tank £22/10/-. Villiers 35 volts 35 amps. 1260 watts with fuel tank £40. Choro-horse A.C. Plant 115 volts 50 cycles 250 watts with 12 volt 20 amp. D.C. charging circuit, £40.  
**PRE-AMPLIFIER FOR TELEVISION.** Gain 55 D.B. frequency response flat from 42/48 Mc/s. 6 D.B. down at 41.5 Mc/s. input and output impedance 80 ohms co-axial. Standard rack mounting, mains operated, switched milli-ammeter incorporated for monitoring purposes. Use 4 E.F.50 valves. Enclosed in ventilated steel case 18in. x 8in. x 7in. high. Suitable for Television rediffused in blocks of flats, also ideal fringe areas. Brand new in Maker's Cartons. £8/7/6, carriage extra.  
**CRYSTAL SETS.** The Lesdix 1953 Model with Litz wound coils, variable condenser, germanium diode Detector, phone transformer all mounted in black bakelite case 6in. x 4 1/4in. x 1 1/4in. fitted aerial and earth terminals and supplied with Headphones with headband cord and plug, all aerial tested. 30/- post 2/6 extra.  
**NIFE BATTERIES.** 45 a.h. 12 volts, 10 cells in wood crate first-class condition £15 per crate, carr. 10/-. Single 1.2 volt cells 30/- post 2/-.  
**TRANSFORMERS** double wound 230 volts 50 cy. input 12 volts 8 amp output 30/0/-, post 2/6. 230/115 volts 50 cy. 500 watt £5. 230/50 volts 50 cy. 325 watts 70/- carr. extra.  
**Auto Transformers.** 230/115 volts 1 K.V.A. £9/10/- 1.5 K.V.A. by G.E.C. £12/10/-. 20 K.V.A. £45. Send for list. We can build to specification for any size.

## ELECTRADIX RADIOS

Dept. A, 214 Queenstown Road, London, S.W.8  
 Telephone: MACaulay 2159

**"Quixo" RADIO Cell Tester**



Accurate tests  
 High, Low and Grid  
 Bias Batteries.  
 Write for leaflet 30M.

**RUNBAKEN MANCHESTER 1**

## This UNIQUE BENDER



Quickly and Accurately Forms

Angles, Channels, Sections, Boxes, Lids, Trays, Tanks, Chassis Brackets, Clamps, Clips, Shrouds, Chemical, Electronic and Electro Medical apparatus. Used by leading Radio Manufacturers. Invaluable to Servicing Engineers, Hospitals, Universities and Research Workers.

For 6 page Folder write to:—



**A. A. TOOLS (W)**  
 197a Whiteacre Rd., Ashton-u-Lyne

**SITUATIONS VACANT**  
**WIRELESS** Station Superintendent required by the **NIGERIA GOVERNMENT** Posts and Telegraphs Department for one tour of 18 to 24 months in the first instance. Commencing salary according to experience in scale £864 rising to £1,392 a year. Gratuity £100/£150 a year. Outfit allowance £60. Free passages for officer and wife and assistance towards cost of children's passages or their maintenance in the U.K. Liberal leave on full salary. Candidates must have had wide practical experience of modern radio techniques and equipment, in particular V.H.F. equipment, and preferably also V.H.F. multi-channel equipment.

WRITE to the Crown Agents, 4, Millbank, London, S.W.1. State age, name in block letters, full qualifications and experience and quote M2C/28927/WF. [1855]

**SIGNALS** assistant inspectors of police required by the **GOVERNMENT OF KENYA** for one tour of two years, extending to three years by mutual consent and with possibility of permanency; commencing salary, etc., according to previous experience in scale £795 rising to £1,134 a year; gratuity (at least £162 after two years' service) payable on satisfactory final completion of service; outfit allowance £30, uniform allowance £10 a year; free passages, liberal leave on full salary; candidates aged 20-35 should be at least 5ft 7in without footgear, have normal vision without glasses and be of good education; they should possess a sound knowledge of the installation and maintenance of modern low- and medium-powered V.H.F., static and mobile equipment, H.F. transmitters and receivers, petrol generators and diesel electric sets; previous police experience not necessary. APPLY in writing to the Crown Agents, 4, Millbank, London, S.W.1, stating age, name in block letters, whether married or single, full qualifications and experience and quote M1/35931/WF. [1920]

**WIRELESS** and telegraph supervisor required by the **NIGERIA Government** Railway Department for one tour of 18 to 24 months in first instance; option of appointment either (a) on agreement with a prospect of permanency with salary, etc., in scale £750 rising to £1,175 a year or (b) on contract with salary, etc., in scale £807 rising to £1,269 a year and gratuity of £100/£150 a year; outfit allowance £60; free passages for officer and wife and assistance towards cost of children's passages or their maintenance in this country; liberal leave on full salary; candidates must have a sound knowledge of International wireless operating, of telegraph working, and of the general running and supervision of a telegraph and wireless office; they should have experience of the working and handling of traffic over wireless and telegraph networks, together with technical knowledge of modern H.F. radio transmitters and receivers and of telegraph circuits; candidates employed by the General Post Office should apply through departmental channels.

WRITE to the Crown Agents, 4, Millbank, London, S.W.1; state age, name in block letters, full qualifications and experience and quote M2C/30187/WF. [1878]

**VACANCIES** are available in the Transmission Department for:—

- (1) Development Engineers experienced in the design of multi-channel carrier telephone systems or in allied techniques, including amplifiers, filters and radio;
- (2) Application Engineers with such knowledge of modern line communication practice as will enable them after training in the company's methods to prepare detail specifications of equipment requirements and to develop arrangements for rack-mounting of the apparatus;
- (3) Draughtsmen to work with the engineers, preferably having experience in the telecommunications industry. The positions available are permanent, on full established staff status, with contributory pension fund and usual staff conditions.—Please write to Personnel Manager, Automatic Telephone & Electric Co. Ltd., Liverpool, 6, giving full details of experience, qualifications, age and approximate salary sought. [1912]

**MINISTRY OF SUPPLY**, Radar Research Establishment, Malvern, Worcs, requires **ELECTRICAL Engineers and Physicists** for research and development work on radio and electronic equipment. Work ranges from fundamental research on circuitry and physics of the solid state, to devising and developing in collaboration with industry electronic devices for the Army, R.A.F. and Naval Aviation. Ample scope for initiative and originality over very wide field concerned mainly with electronics. Salaries according to age, qualifications and experience within the following ranges:—Scientific Officer, £417-£761 (F.S.U. benefits may be available). Experimental Officer (min age 26), £649-£799; Assist. E.O., £264 (age 18)-£576. Women somewhat less. Posts unestablished. Qualifications: S.O.—First or second class honours degree or equivalent in Physics or light Electrical Engineering; E.O. and A.E.O.—minimum of Higher School Cert. (Science) or equivalent but further training in Physics or Electrical Engineering to standard of H.N.C., degree, etc., may be an advantage.—Application forms from M.L.N.S., Technical and Scientific Register (K), 26, King St., London, S.W.1, quoting A.254/55/A. Closing date November 13, 1953. [1852]

**SHOP** foreman wanted for sub-assembly dept. of factory manufacturing communications equipment in East Anglia.—Box 0813. [1834]

## THE MODERN BOOK CO.

**BRITAIN'S LARGEST STOCKISTS**  
 of English and American Technical Books

- Television and Radio Repairing by J. Markus. 48s. 0d. Postage 1s. 0d.
- Radio Engineers' Servicing Manual edited by E. Molloy. 42s. 0d. Postage 1s. 0d.
- Principles and Practice of Radar by H. E. Penrose and R. S. H. Boulding. 50s. 0d. Postage 1s. 0d.
- Practical Television Engineering by S. Heit. 60s. 0d. Postage 1s. 0d.
- Telecommunications Principles by R. N. Renton. 37s. 6d. Postage 1s. 0d.
- Radio Designer's Handbook by F. Langford-Smith 42s. 0d. Postage 1s. 0d.
- The Radio Amateur's Handbook by A.R.R.L. 30s. 0d. Postage 1s. 0d.
- Radio Servicing Instruments by E. N. Bradley. 4s. 6d. Postage 3d.
- Communications Receiver Manual: CR2 by H. W. Sams. 27s. 6d. Postage 9d.
- Radio Engineering by F. E. Terman. 50s. 0d. Postage 1s. 0d.
- TV Fault Finding: Data Book No. 5 5s. 0d. Postage 4d.
- Electrical and Radio Notes for Wireless Operators by The Air Ministry. 5s. 0d. Postage 6d.
- Brimar Radio Valve and Teletube Manual No. 5. 5s. 0d. Postage 6d.
- Osram Valve Manual: Part II. 10s. 0d. Postage 6d.
- Radio Valve Data compiled by "Wireless World." 3s. 6d. Postage 3d.

WRITE OR CALL FOR NEW CATALOGUE

**19-23 PRAED STREET,**  
 (Dept. W.11).

**LONDON, W.2**

Open all day Saturday. PAD 4185

## MORLEY TRANSFORMERS

**QUALITY P.O.P. TRANS.** 20 w., super Silcor lams Section low leakage windings, prim. ind. 75H, leakage ind. 0.75H. Sec. 3 and 15 ohms Prim. to indiv. requirements. Shrouded and term., wt. 5 lbs. 3 gns. Dltto 15 w., 2½ gns. L.F. CHOKES, 10H, 65 mA. 4/8 15H, 100 mA., 10/8. 20H, 150 mA., 12/8. CRP Htr. Isolation Trans., 35% sec. boost volt, 2v., 10/8; 6.3 v., 10/8. MAINS TRANS. 0-900, 250 v. tapped prim. 350-0-350 v. 80 mA. 5 v. 2a., 8.3 4a. etc., from 21/- 6.3 v. 1w. Htr. Tra. 6/7/6. Quotations for specials and reprints. Part P. & P. 1.1. **2, PAWSONS RD., W. CROYDON, THO 1665**

**Resistances.** Vitreous 2,000/30 watt, 5/- per doz.; 2,500/55 watt (shopsoiled), 5/- per doz.; double pots 30K + 30K, 5/- per doz.; variable (sliding) 1 ohm 12 amps., ea. 6/-; 5 ohm 5 amp., 8/-; 22 ohm 2½ amp., 12/6; 60 ohm 1 amp., 12/6.

**F.W. Rectifiers.** 12 v. 1 a., 5/6; 12 v. 2 a., 7/-; 12 v. 5 a., 15/-; other sizes on application rectifier/transmitters kit for 12 v. 4 a. charger 25/-.

**Rotary Converters.** Various types 40-1,450 cycles output, cheap, details on application.

**Battery Chargers.** Various, up to 1,800 watts, cheap, details on application.

**Transformers.** 85-115/12.6 + 12.6 v. 150-5,000 cycles, 2/6.

**Headphones.** Single, boxed, 300 ohm. 10/- per doz.


**Meters.** 3 mA. movement, M.C., offset zero, temperature scale, 5/-.

U.K. carriage paid, all letters answered, everything tested before despatch:—

**D. W. PARKER**

68, Station Road, Petersfield, Hampshire





**TAPEMASTER RECORDING COMPONENTS**  
Suitable for use with either Hartley or Culpitts circuits. Retail

- JUNIOR MODEL.** Play/record, imp. 3,000 ohm at 1 Kc. Erase ... at each £1 19 6
- SENIOR MODEL.** Play/record, imp. 5,500 ohm at 1 Kc. Erase ... at each £2 5 0
- Oscillator Coil in can ..... each 10 6
- Oscillator Unit, incl. coil and 6V6GT valve ..... each £2 5 0

**TAPEMASTER MAGNET FEATURES.** Electrically balanced to ensure low "hum" level. Play/Record Model with .0005in. gap ensuring max. top response. Beryllium Copper, non-magnetic gapping. Mu-metal cores for Play/Record models. Track width, Play/Record, .082in. Erase .110in. To match for tracking. Bias frequency 45 Kc., exactly matching Tapemaster oscillator units and coils. Output 10 mV. Recording level, 45-20mV. With optimum bias, recording level and suitable correction of Amplifier response in frequency equals tape speed in inches/sec. Full instructions included for oscillator units and amplifier circuits.

AVAILABLE FROM ALL GOOD  
RADIO DEALERS.

**WINTER TRADING CO. LTD.**  
6, HARROW RD., LONDON, W.2.

# PITMAN

## Wireless Fundamentals

By E. Armitage, M.A. (Cantab.). 18/- net. "A useful book for those studying for the Radio Amateurs' examination as well as for electrical engineering students generally."

R.S.G.B. BULLETIN

## Electronic Engineering Principles

By John D. Rydern, Ph.D. The Second Edition of this successful American book offers a thorough grounding in the subject. A new chapter on solid state devices and the transistor has been added in this edition. The book is profusely illustrated. 37/6 net.

### ★ Radio and Radar Technique

By A. T. Starr, M.A., Ph.D., M.I.E.E.  
A survey of present-day knowledge of the essential methods and techniques of radio and radar. Profusely illustrated. 850 pages. 75/- net.  
Designers, and other advanced workers in the electronic field will find the work of great value.  
**ELECTRICAL RESEARCH**

**Sir ISAAC PITMAN & SONS Ltd.**  
Parker St • Kingsway  
London, W.C.2

### SITUATIONS VACANT

**INSTITUTE OF Cancer Research; Royal Cancer Hospital, Fulham Rd., London, S.W.3**  
**TECHNICIAN (male)** required in the Physics Department; applicants should be capable of constructing, wiring, and initial testing of experimental electronic apparatus from theoretical circuit diagrams; salary: £41/15-£47/0 plus London Weightings.—Applications, giving the names of three persons to whom reference can be made, must be received by the Secretary not later than November 10th, marking the envelope "Technician—Physics Department." [1875]

**RADIO/TV Engineer** read., top wages paid.—**Coyne's Stores, 105, Talbot Rd., Bayswater, Bays. 4860.** [1844]

**MINISTRY OF SUPPLY, R.A.E. (Guided Weapons Dept.), Farnborough, Hants, requires**

**EXPERIMENTAL Officers and Assistant Experimental Officers** for work on design, development and performance of new weapons and associated guidance and control systems; instrumentation of flight trials and investigation of trials results. Experience in any of following fields desirable: Light engineering development; hydraulic and servo mechanism design; electrical control devices; centimetric radar techniques; design of light electrical, electronic or optical mechanisms; aircraft design, ballistics or aerodynamics; scientific computing or design of high-speed computing machines. Minimum of Higher School Cert. (Science) or equivalent required, although further qualifications in mechanical, electrical or electronic engineering, physics or mathematics may be an advantage. Salaries within ranges: Experimental Officer (Min. age 26) £649-£799, or Assistant Experimental Officer, £264 (age 18)-£576. **WOMEN** somewhat less. Appointment unestablished. Application forms from M.I.N. Technical & Scientific Register (K), 26, King Street, London, S.W.1, quoting A232/53/A. Closing date 10th November, 1953. [1807]

**THE FAIREY AVIATION Co., Ltd.** invite applications from the following for work of outstanding interest and opportunity:—

**ELECTRONIC Engineers** to become Section Leaders of small teams responsible for the preparation, testing in the field and further laboratory development of guided weapons; applicants should normally have at least H.N.C. and 5 years' experience in either the microwave pulse or communication field.

**ASSISTANT Engineers** to join such teams either (a) with a similar background to the above or (b) having considerable experience of developing and testing small prototype electro-mechanical instruments.

**THE vacancies are at the Research and Armament Development Division at Heston Aerodrome, Middlesex. Periods of work away from this base at outstations in the U.K. are covered by subsistence allowances and week-end leave privileges. Good salary with bonus. Pension scheme.—Details of experience and qualifications should be sent to the Assistant Manager (A), Dept. W. The Fairey Aviation Co., Ltd., Heston Aerodrome, Hounslow, Middx. [1931]**

**RADIO and television engineer** required, fully experienced all makes, for bench and outside; good driver, clean licence; good salary. references.

**ELECTRICAL SERVICE (EDGWARE), LTD., 117, Edgware Rd., W.2. Pad. 2342. [1722]**

**ELECTRONIC Engineers** required by The General Electric Co., Ltd. Brown's Lane, Allesley, Coventry, in their Development Laboratories, for work on:—

- (a) **TRIALS Team** in connection with guided weapons; 1 senior engineer, also 3 engineers.
- (b) **SERVO-MECHANISMS**; 1 engineer.
- (c) **PULSE circuitry**; 3 engineers.
- (d) **MICROWAVE circuits**; 1 engineer.
- (e) **TEST equipment**; 2 engineers.
- (f) **GENERAL radar circuit development**; 2 engineers.

**APPLICANTS**, preferably with a degree or an equivalent qualification, should have had at least two years' experience in the development and engineering of service equipment as well as experience in one of the above.

**HOUSES** on the outskirts of Coventry, near our laboratories, are now available for offer to successful applicants and this offer can only remain open for a few months. Applicants' holiday requirements will receive special attention.—Reply, stating age, qualifications and experience, to the Personnel Manager, Ref. R. [1852]

**EXPERIENCED TV engineers** required for retail service; permanent positions at good salary.—Full details to Shenstones (op. Town Hall), Leyton, E.10. Ley. 1362. [19266]

**KEEN young radio improver** required (facilities given for learning television); excellent prospects.—Write or call Morgan Radio Ltd., 89, St Albans Rd., Hatfield, Herts. [1805]

**TELEVISION Engineer** required, Waltham Cross area; must be capable of driving; accommodation available to right man.—Write, Telradio, 18, Turnpike Lane, N.8. [1863]

**RADIO service mechanics** required by Smiths (Radiomobile) Ltd., for all parts of the country.—Write details of experience and qualifications to Personnel Officer, Goodwood Works, North Circular Rd., London, N.W.2. [0342]

**TRANSFORMER designer** required by old-established company (South London area); candidates must be fully conversant with the design of all types of transformers up to 100 K.V.A. rating; progressive and permanent appointment; salary according to experience.—Box 1132. [1924]

### PERSONAL SHOPPERS !!

See our **NEW Showroom** (address below) and inspect these and hundreds of additional bargains.

**TOGGLE SWITCH.** Single hole panel mounting, 250 volt, 2 amp. Single pole changeover or on/off. Brand new at 6 for 5/-.

**1,500FT. BEAM FOCUSING TORCH**



Highly polished nickel-plate finish, heavy duty 14in. long, five standard U.2 batteries. Brand new Complete with Ever-Ready batteries. 19/11.

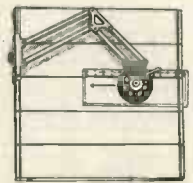
**400FT. BEAM TORCH**

Fully focusing, nickel-plated. 7 1/2in. Complete with Ever-Ready batteries. 9/11.




**DOOR CHIMES**

Frustrated Export Order enables us to offer these attractive door chimes at **BELOW COST**, suitable for operation direct from 200/240 Volt Mains. Brand New, in original cartons. 35/-.




**ACCUMULATOR CUT-OUT**

12 or 24 v., 60 A., Ex-R.A.F., originally cost over £6 each, suitable for battery charging, etc. Limited quantity at 15/- each.



**HIGH PRESSURE REDUCING VALVE.**

Complete with 0-3,000 lb. per sq. in. pressure gauge. Suitable for compressors, cylinders of gas, etc. Brand new, 8/6.



**MODEL MAKER'S MAINS TRANSFORMER.** All purpose low voltage. Input 210/250 Volts. Output 3, 4, 5, 6, 8, 9, 10, 12, 15, 18, 20, 24, 30 Volts. Rating 2 amps. Brand new, fully guaranteed, 24/-.

**IMPELLER PUMP.** Approx. 20in. long x 2in. dia. Adjustable flange fixing, 2 amps. at 24 v. d.c. or will work on 12 v. at 4 amps. d.c. Ideal for bilge pumps or for transferring fuel or water to header tanks. Pump is self-cooled by liquid passing through it. Brand new and boxed, 39/6 each.



**EZEE ELECTRIC ARC WELDER**

For welding, brazing and soldering from normal 6 or 12 v. battery (as in car). Complete with spare carbon rod and welding iron.



Unrepeatable at 25/-.

**ALL ITEMS CARRIAGE PAID IN U.K. ONLY**

TERMS—CASH WITH ORDER, NO C.O.D.

**SHERMAN'S SUPPLY CO. (W.6)**  
479 HARROW RD., LONDON, W.10.



**KEYING RELAYS.** As used in 1154 Transmitter. These contain 5 sets of change over contacts and 2 sets of make contacts and have two 24v. coils. Brand new in maker's carton. Price 7/6. Post 1/3.

**TELESCOPIC MASTS.** 4 section, each 3ft. long, 1/2in. dia. 2 aerials fitted in 3 foot canister. Price 7/6. Carriage 3/6.

**REV. COUNTERS BY SMITHS LTD.** 3 1/2in. dial. Scaled 10 to 5,000 revs. per minute. Luminous pointer. Flexible metal drive. Approximately 12in. long. Brand new and boxed 29/8. Postage 1/6.

**POST OFFICE TYPE RACKS.** For equipment 19in. 6ft. 6in. high for accommodating amplifiers, transmitters, receivers, etc., 39/6. Carriage 5/6.

**MINE DETECTOR.** For the detection of ferrous or non-ferrous metals, underground, under water or in animals, timber or chemicals, etc., etc. Originally intended for detecting mines. This equipment has never been used. The equipment comprises a 3 valve battery amplifier in a steel case, a shoulder harness and a long counter balances search coil, short search coil, headphones, junction box operating instructions and circuit diagram. As we have to clear our store, we offer these at a very low figure of 39/6 carriage 7/6. These Mine Detectors were tested and in working order before being stored, but, in view of the very low price, we can give no guarantee other than of completeness. Batteries not supplied.

**AIR RAID WARNING CONTROL UNITS.**  
**TYPE "A."** DC Bias unit consisting of 230 v. mains transformer auto type tapped at 210 volts, twin coil polarised relay 50 ohms with 2 sets of break contacts, indicator light, two toggle switches, both 2 way 2 pole buzzer and housed in black bakelite case 4 1/2in. x 3 1/2in. x 6 1/2in. deep. Price 15/-. Postage 2/6.

**TYPE "B."** Operated by audio frequency consisting of tuned relay with two reeds which in turn operates a 10 amp mercury switch through a train of gear wheels by means of a ratchet. A frequency of 306 C.P.S. applied will operate switch to off position and a frequency of 427 C.P.S. will operate the switch to the "ON" position. Made by G.E.C. and contained in a waterproof case iron box 5 1/2in. x 5 1/2in. x 4in. deep. Complete with terminal block. Price 17/6. Postage 2/6.

**TYPE "C."** DC Bias. Similar to Type "A" but consisting of transformer buzzer and small relay with single pole make contacts. Short flexible lead 2 pin 5 amp universal plug, unit 3 1/2in. x 4in. x 6in. deep. Price 9/6. Postage 2/6.

**SERIES BOOSTER—SU2712.** New 12 v. input, 24 v. output, or in reverse. Price 15/6. Postage 2/6.

**CHASSIS AND COVER.** Steel Chassis 7 1/2in. x 10 1/2in. front panel with handles 9in. x 8in. suitable for mounting new front panel as existing one is over drilled. Cover 8in. x 7 1/2in. x 10 1/2in. deep. Very clean condition. Price 3/-. Postage 1/6.

**OUR NEW LARGE 26 PAGE LIST NO. 10 IS NOW AVAILABLE.** PRICE 6d. INLAND. 2/- OVERSEAS AIRMAIL.

**A. T. SALLIS**  
 93 North Road, Brighton, Sussex  
 Phone: Brighton 25806



**HIGH CLASS TAPE RECORDING EQUIPMENT**  
 HEADS, DESKS, TAPE, ETC.

Send for 144a

**BRADMATIC LTD.**  
 STATION ROAD, ASTON, BIRMINGHAM, 6  
 Telephone: East 0574

We repair and standardise

**TEST METERS**  
 All British and American types



**THE ELECTRONIC INSTRUMENT REPAIR SERVICE**  
 329 Kilburn Lane, LONDON, W.9. Tel. LAD 3168

**FIRE!**  
**TRAGEDY AVERTED BY**  
**NU-SWIFT!**

"Escape seemed impossible... chemical machines spluttered and failed... acid squirted by one just missed my eyes... but reliable, non-damaging Nu-Swift saved us all."

NU-SWIFT LTD - ELLAND - YORKS  
 In Every Ship of the Royal Navy

**SITUATIONS VACANT**

**RADIO and television manufacturers require technical assistant for development work; city factory 5-day week; staff canteen. Full details of experience and salary required to Box 0724. [1829]**

**TELEVISION/RADIO service engineer, competent and experienced man reqd. by H.M.V. Murphy, Pye dealer, W. London; able drive.—Write fully Box 149, c/o Gosden's, 76, Strand, W.C.2. [1922]**

**SENIOR mechanical and electrical design engineers required for television transmission equipment, salary between £900 and £1,500 per annum.—Apply Technical Director, Pye, Ltd., Cambridge. [1820]**

**WORTHING district, television and radio service engineer required; state qualifications, experience and salary required.—Bowers & Wilkins, Ltd., 1, Becket Buildings, Littlehampton Rd., Worthing. [1815]**

**SERVICE engineer required for recording equipment, thorough knowledge of audio engineering necessary, should be able to drive service van.—Apply to Personnel Dept., E.M.I., Ltd., Blyth Rd., Hayes, Middx. [1814]**

**THE Brown's Lane Engineering Division of the G.E.C. Stanmore Laboratories urgently requires first-class experienced men to undertake pre-production engineering development work in the following fields:**  
 1. Gyroscopically stabilised aerial systems.  
 2. Servo-mechanisms and Magnetic Amplifiers.  
 3. Microwave Transmitters and Receivers.  
 4. Pulse Circuits.

**TEE right men can expect very attractive salaries. There is also a number of less senior positions open to men with less experience. REPLY to Personnel Manager, Brown's Lane Division, G.E.C. Stanmore Laboratories, The Grove, Stanmore Common, Stanmore, Middlesex, quoting ref. WW/BLS/E4. [1851]**

**ALUMINIZING ENGINEER, thoroughly familiar with aluminumizing techniques as applied to Cathode ray tubes, for responsible position with leading United States independent manufacturer of Cathode Ray tubes.**

**LOCATION in New York suburban area. SALARY no object to right man.**

**THIS is a permanent set-up; no "feast or famine" deal. YOU will become associated with a company noted for its liberal employee policies; a company which recognizes individual achievement and rewards it accordingly.**

**UNBEATABLE working conditions. CONGENIAL, progressive associates; top executives who extend every conceivable co-operation that makes for mutual success.**

**INTERVIEWS will be held in London; to arrange for an appointment, at your convenience, please send complete details of experience to—Box 0851, c/o Wireless World. [1848]**

**JUNIOR and Senior circuit engineers required capable of building and proving performance of specialist equipment; applicants should state age, qualifications and experience.—Box 1006. [1871]**

**VENNER, Ltd., require a production supervisor with practical experience of electronic assemblies.—Applications to Personnel Manager, Venner, Ltd., New Malden, Surrey (Malden 2442). [1870]**

**ELECTRICAL and radio installation draughtsmen required for design work on new aircraft and guided weapons projects.—Apply Employment Manager, Vickers-Armstrongs Ltd. (Aircraft Section), Weybridge, Surrey. [1892]**

**COILWINDING.—Location near Rickmansworth; new concern requires engineer to control transformer, general coilwind and assembly shop; commencing salary £750 rising as business increases in size.—Box 1135. [1925]**

**U.H.F. and TV engineer for the development of components and accessories; wide experience with variety of receivers (e.g., from servicing) essential; East London area; state age, salary, experience, qualifications.—Box 8886. [1661]**

**RADIO testers and inspectors required for production of communication and industrial electronic equipment.—Apply Mr. D. J. Lewendon, Winston Electronics, Ltd., 1, Park Rd., Hampton Hill, Middx. Tel. Molesey 2985. [1642]**

**TECHNICAL representative. A vacancy of unusual scope exists with old-established London company marketing acoustic correction and sound reinforcement equipment; applicants should have good technical background in radio or audio engineering.—Reply Box 0693. [1827]**

**FIRST-CLASS radio and television engineers required by old-established expanding business; good salary and prospects; permanent; all leading agencies, including Murphy, Bush, Pye, Ekco, etc.—E. P. Fox Ltd., East Molesey, Surrey. Molesey 2721. [10442]**

**ELECTRONIC Engineer required to work on development projects in small organization situated on South Coast; experience on design of communications receivers essential; H.N.C. standard; write full details and salary expected.—Box 8840 [0251]**

**ELECTRONIC development engineers required for work in laboratory on instrumentation, industrial electronics and coded weapons; must have sound knowledge and experience of electronics and be capable of working on own initiative; salaries up to £1,000 p.a. depending on experience; excellent opportunities for capable men to progress in rapidly expanding organisation.—Apply Technical Director, Winston Electronics, Ltd., 1, Park Road, Hampton Hill, Middx. Tel. Molesey 2985. [1644]**

**SOUTHERN RADIO'S WIRELESS BARGAINS**

**TELESONIC 4-Valve Battery Portable.** Complete with 4 Hivac Valves. In Metal Carrying Case. Easily convertible to Personal Portable. £2 including conversion Sheet.

**TRANSMITTERS-RECEIVERS.** Types "38" Mark II and III. "18" Mark III. Still available, as previously advertised. ALSO R109 RECEIVERS. See last issue of "W.W."

**MINISCOPES.** G.E.C. M861B. Brand New Complete in Carrying Case with plugs. £12/10/-

**BOMBSIGHT COMPUTERS.** Just arrived new parcel of this USEFUL Unit. Ex-R.A.F. Brand New. Contains GYRO. MOTORS, REV. COUNTERS, GEAR WHEELS, ETC., ETC. Worth many Pounds to Model Makers, Experimenters, etc., etc. £3/5/-

**CRYSTAL MONITORS.** Type 2. Brand New in transit case. Less Crystals. 8/-

**LUBBRA HOLE CUTTERS** adjustable 1/2in. to 3 1/2in. For use on Wood, Metal, Plastic, etc. 5/9

**THROAT MICROPHONES** Brand New. Magnetic with Long Lead and Plug. 4/6. Button Type ex-U.S.A. 4/6.

**RESISTANCES.** 100 ASSORTED USEFUL VALUES WIRE-ENDED. 12/6 per 100.

**CONDENSERS.** 100 ASSORTED VALUES TUBULAR, METAL AND MICA. 15/- per 100 PLASTIC CASES. 14in. by 10 1/2in. Transparent. Ideal for Maps, Display, Photos., etc., 5/6.

**STAR IDENTIFIERS.** Type I A-N. Covers Both Hemispheres. Complete in Case. 5/6.

**WESTECTORS.** Wx6 and W112. 1/- each. **AERIAL FILTER UNITS.** MARCONI. P.O. SPECIFICATION. 4/6.

**CONTACTOR TIME SWITCHES.** 2 Impulses per sec. Thermostatic Control. Complete in Sound Proof Case. 11/6.

**REMOTE CONTROL** for use with above. 7/6. **DIMMER CONTROLS.** Bakelite covered. Wire Wound. Brand New. 1/3 each. **MAGNETIC RELAYS SWITCH.** Bakelite. 5c/723. 2/6.

**SPECIAL OFFER TO EXPERIMENTERS.** TWELVE METERS AND AIRCRAFT INSTRUMENTS. Only needs adjustment or cases broken. TWELVE INSTRUMENTS (including 3 brand New Aircraft instruments), 35/-

**SOUTHERN RADIO SUPPLY LTD.**  
 11, LITTLE NEWPORT STREET, LONDON, W.C.2.  
 GERard 6653

**14 Day (& Electric) Automatic Switches**

New & Reconditioned, all makes & types for controlling Window & Poultry Lighting, Radios etc.

From 35/- EACH

Send S.A.E. for illus. details.

**DONOHUE'S (Timers) 6 GEORGE ST., NORTH SHIELDS, NORTHUMBRLAND**

**BRASS, COPPER, DURAL, ALUMINIUM, BRONZE**

ROD, BAR, SHEET, TUBE, STRIP, WIRE  
 3,000 STANDARD STOCK SIZES  
 No Quantity too Small List on application

**H. ROLLET & Co., Ltd.**  
 6 Chesham Place, S.W.1. SLDane 3463  
 ALSO AT  
 LIVERPOOL · BIRMINGHAM · MANCHESTER

**MORSE CODE Training**



**COURSES for BEGINNERS and OPERATORS, also a SPECIAL COURSE for passing the G.P.O. Morse Test for securing an AMATEUR'S TRANSMITTING LICENCE.**

Send for the Candler BOOK OF FACTS  
 It gives details of all Courses  
 Fees are reasonable.


Terms: Cash or Monthly Payments.

**THE CANDLER SYSTEM CO.**  
 (55W) 52b ABINGDON RD., KENSINGTON LONDON, W.8

Candler System Co., Denver, Colorado, U.S.A.



**THE HAYES COMPANY**  
**CONTRAST EXPANSION**



Much of the brilliance of classical recordings and transmissions is lost in reproduction because of the compression employed in the studio. To ensure true reproduction it is necessary to restore all passages to their original relative level, this may be achieved by means of an expansion circuit. Such a circuit has been incorporated in the RG/250. A control has been provided so that the amount of expansion can be adjusted to suit the listener. Other refinements included in the RG/250 are, bass and treble controls, variable selectivity, indicators for tuning and contrast level, 10 valve circuit (plus indicators), 10 watts output.

Price £35. Tax paid.

Other models are:—

RG/160. 7 valve chassis, bass and treble controls, £20. Tax paid.

RG/127. 6 valve chassis, push-pull output. £17/5/-. Tax paid.

RG/100/6 All-wave radio feeder unit. £14/15/-. Tax paid.

Full details gladly sent on request

298, Wightman Road, London, N.8.  
Mountview 6864



**SOLE SUPPLIERS OF THE**  
**WORLD'S CHEAPEST**  
**INSTRUMENTS**

**INDUCTANCE BRIDGE KIT, 42/6.**

Continuous coverage from 50 micro/Hy to 100 Hy in 5 ranges.

Treble and Bass boost Chokes, R.F. Coils, Video Chokes, Whistle Filters, Smoothing Chokes, Scratch Filters, Audio. R.F. and A.C. Inductances in general. This instrument checks them all. **READY CALIBRATED.**

**GUESS-WORK SELDOM PAYS—**  
**MEASURE AND BE CERTAIN.**

**RES/CAP. BRIDGE KIT, 31/6.**

5 Megohms—50,000 ohms. 50 mfd.—2 mfd.

100,000 ohms—1,000 ohms. 1 mfd.—.01 mfd.

1,000 ohms—10 ohms. .01 mfd.—.0005 mfd.

**READY CALIBRATED**

The I.F. Aligner Kit still available at 15/-. tunable over the 465 Kc/s range of I.F. frequencies. Pre-tuned ready for use.

Full instructions and diagrams with all Kits. Post and Packing 1/6 in each case.

**RADIO MAIL**

RALEIGH STREET, NOTTINGHAM

Stamp with all enquiries please. Cash with order or C.O.D.

**SITUATIONS VACANT**  
SERVICE engineer reqd. by S.W. Lond. dealers; full TV exp. essential; only first-class men interested in their own future with a directorship in the business need apply; applicants must write giving full details of prev. exp., etc.—Box 1150. [1950]

**SENIOR** draughtsman required to work with minimum supervision on electric switches and devices, plastic/porcelain moulding, press-work, etc.; good salary for experience; West London area; 5-day week; canteen.—Write, giving full details of experience, to Box 8923. [1672]

**AIRCRAFT** radio mechanics skilled in workshop practice or aircraft installations to work at Stansted Airport, Essex; hostel accommodation available; minimum hourly rates 3/9.—Write to the Personnel Manager, Skyways of London, 7, Berkeley St., W.1. [10019]

**EXPERIENCED** radio testers and inspectors required for production of communication and radio apparatus, also instrument makers, wiremen and assemblers, for factory test apparatus.—Apply Personnel Manager, E. K. Co. Ltd., Ekco Works, Malmesbury, Wilts. [10238]

**TECHNICAL** writer.—Decca Radar, Ltd., invites replies from young engineers interested in the preparation of technical literature concerning radar and associated systems; a sound knowledge of electronic techniques is essential.

**APPLICANTS** must be of British nationality and completed their National Service.—Replies to J. M. Decca Radar, Ltd., Research Laboratory, 2, Tolworth Rise, Surbiton, Surrey. [1818]

**FERRANTI, Ltd.**, Edinburgh, have a vacancy in their laboratories for a first-class engineer for interesting development work in connection with a control project involving digital computers, data recording and servo-mechanisms.

**APPLICANTS** should possess a B.Sc. degree and experience in some, or all, of these fields.

**PERMANENT** appointment, offering excellent prospects in a pleasant and desirable part of Scotland. Staff Pension Scheme.

**APPLY**, giving full details of training, qualifications, and experience in chronological order and quoting Ref. E/AL, to the Personnel Officer, Ferranti, Ltd., Crewe Toll, Edinburgh, 5. [1889]

**TELEVISION** engineer required by leading radio and television dealers for servicing department at Halesowen, Birmingham; must be fully qualified; rates in excess of R.T.F.A. min. will be paid; write, giving full details of experience, age, etc., to—Box 1029. [1881]

**RADIO** frequency service engineer for Radyne R.F. equipment in Midlands; must have had previous experience in this or similar type of work.—Apply by letter, giving fullest particulars, including salary expected, to T. W. Wall & Son, Ltd., 79, Church Rd., Moseley, Birmingham, 13. [1884]

**LAYOUT** engineers required for design of industrial electronic equipment; excellent opportunities for capable men to progress in rapidly expanding organisation.—Apply Technical Director, Winston Electronics, Ltd., 1, Park Rd. Hampton Hill, Middx. Tel. Molesey 2985. [1647]

**FERRANTI, Ltd.**, require electronic equipment testers, radio diagnosticians and radio mechanics for their Works at Machester, Lancashire; standard rates of pay and excellent working conditions.—Write giving age and details of experience, to Labour Manager, Ferranti Ltd., Moston, Manchester, 10. [1728]

**ENGINEER** with layout and small-batch production experience required to initiate and take charge of small assembly section for medical electronic equipment.—Write fully stating age, experience and salary required, to Box 86, Aldridge Advertising, 1, Whitefriars St., London, E.C.4. [1836]

**DEVELOPMENT** engineer required by established firm manufacturing wire-wound components and electronic equipment; ability to work on own initiative essential; write, giving details of age, experience and salary, to: Dagnall & Kendall, Ltd., Cranfield, Nr. Bletchley, Bucks. [1896]

**BERRY'S (SHORT WAVE), Ltd.**, have vacancy for counter sales assistant; must have had previous retail experience of quality amplifiers and tape recording equipment; also bright lad for general work.—Write only stating age, past experience, salary required, to 25, High Holborn, London, W.C.1. [1895]

**RADIO** and television engineers required by well-known manufacturer; interesting and varied work for skilled men, good rates of pay and conditions, five-day week, canteen facilities, pension scheme, employment Perivale district.—Write, giving details of experience, etc., to Box 0596. [1811]

**TELEVISION** aeriels.—Vacancies occur with well-known manufacturers for practical technical riggers capable of supervising multi-point installation in London and provinces, good pay and prospects for suitable applicants, must hold clean driving licence and be prepared to travel.—Box 0595. [1810]

**E.M.I. Eng. Dev., Ltd.**, have an interesting progressive vacancy for a circuit engineer to work with a small section on transistor applications; applicants should have at least five years' experience on circuit development associated with wide range of electronic equipment.—Write, giving full details and salary required, to ED/133, Personnel Dept., E.M.I. Eng. Dev., Ltd., Hayes, Middx. [1821]

**GALPIN'S**

ELECTRICAL STORES

408, HIGH ST., LEWISHAM, S.E.13

Tel.: Lee Green 0309. Nr. Lewisham Hospital.  
TERMS: CASH WITH ORDER. NO C.O.D.  
All goods sent on 7 days' approval against cash.  
EARLY CLOSING DAY THURSDAY

**TRANSFORMERS SPECIALLY MADE TO ORDER**, delivery 72 hours from date of order. Please let us quote you.

**MAINS TRANSFORMERS (NEW)**, input 200/250 volts in steps of 10 volts, output 350/0/350 volts, 180 m/amps, 4 volts 4 amps, 5 volts 3 amps, 6.3 volts 4 amps, 45/- each, post 1/6; another 350/0/350 volts 180 m/amps, 6.3 volts 8 amps, 0/4/5 volts 4 amps, 45/- each, post 1/6; another 500/0/500 volts 150 amps, 4 volts 4 amps C.T., 6.3 volts 4 amps C.T., 5 volts 3 amps, 47/6 each, post 1/6; another 425/0/425 volts 160 m/amps, 6.3 volts 4 amps C.T. twice 5 volts 3 amps, 47/6 each, post 1/6.

**MAINS TRANSFORMERS (NEW)**, suitable for spot welding, input 200/250 volts, in steps of 10 volts, output suitably tapped for a combination of either 2/4/6/8/10 or 12 volts 50/70 amps, 95/- each, carr. 7/6.

**MAINS TRANSFORMERS (NEW)**, 200/250 volts input in steps of 10 volts, output 0, 6, 12, 24 volts 6 amps, 42/6 each, post 1/6. Another as above but 10-12 amps, 55/- each, post 1/6; another, as above, but 25/30 amps, 75/- each, carriage 3/6; another, input as above, output 0/18/30/36 volts 6 amps, 47/6 each, post 1/6.

**MAINS TRANSFORMERS**, 200-250 volts input, output 400/0/400 volts, 280 m/amps, 6.3 v. 8 a., 2 v. 3 a., 5 v. 3 a., 4 v. 2 a., the last two heaters insulated at 8,000 volts, 85/- each; another 200/230 volts input, output tapped 0, 9, 18 volts at 4 amps, 25/- each, post 1/-.

**MAINS TRANSFORMERS**, input 180/250 volts, output 435/0/435 volts, 250 m/amps, 6.3 volts 10 amps, 6.3 volts 8 amps, 6.3 volts 8 amps, 5 volts 6 amps, 45/- each; another, input as above, output 4,000 volts 2 1/2 m/amps, 4 volts 1 amp. 2 volts 2 amps, 45/- each.

**MAINS TRANSFORMERS**, 200/250 volts input, output a combination of 6, 12, 18, 24, 30, and 36 volts at 6 amps, 45/- each, post 1/6.

**MAINS TRANSFORMERS**, input 200/250 volts, output 45/50 volts, 70 amps, suitable for arc welding, £15 each; another 70 volts, 50 amps, £15 each.

**1,000 WATT AUTO WOUND VOLTAGE CHANGER TRANSFORMER**, tapped 0/110/200/230/250 volts, £5/15/- each, carriage 4/6.

**3 KILOWATTS DOUBLE-WOUND VOLTAGE CHANGER TRANSFORMERS**, 110/230 volts or vice-versa, as new, weight approx. 100 lb., £12/10/- each, carriage forward.

**EX-W.D. U.S.A. HAND GENERATORS**, less winding handle, output 425 volts at 110 m/a., at 63 v., 2 1/2 amps, complete with smoothing, 30/- each, carriage 2/6.

**ROTARY TYPE RESISTANCES**, stud 5/arm type 10 ohms 3 amps, 17/6 each. (Other types in stock, please ask for quotation.)

**LARGE STUD TYPE DIMMER RESISTANCES**, 10 ohms, 9/18 amps, 32 studs, 35/- each.

**SMOOTHING CHOKES**, 4 henries, 250 m/amps, D.C. resistance 120 ohms, 12/6 each.

**CONDENSERS**, 0.1 mfd., 6,000 volts working, 4/6 each.

**6 or 12 VOLT RECTIFIERS** at 4 amps output, complete with suitable transformer, 200/230 volts input, 45/- each, post 1/6.

**12/24 VOLT RECTIFIERS** at 4 amps, with suitable Mains Transformer, 200/230 volts input, 55/- each, except 12/24 volts.

**METAL RECTIFIERS**, suitable for 6/12/24 volts at 10 amps charging with the correct transformer, complete with TX, 97/6 each, or Rectifier only, 35/- each.

**METERS**, Moving Coil, 0 to 14 amps, 18/6 each. Ditto, Moving Iron, suitable for A.C. 0 to 30 amps. 25/- each. Another moving coil, 100 to 250 amps. D.C., 35/- each, all 4 in. scale. (Others in stock, please state your requirements.)

**ELECTRIC LIGHT CHECK METERS**, useful for subletting, garages, etc., all for 200/250 volts A.C. mains, 5 amp. load, 19/- each; 10 amps, 22/6; 20 amps, 27/-; 25 amps, 32/6; 40 amps, 38/6; 50 amps, 46/6; and 100 amps, 57/6 each, all carriage paid.

**D.C. MOTORS**, 230 volts, 3 h.p., 3,000 r.p.m., in good condition, £3/5/- each; ditto, Fan Motors 230 volts D.C., 20/- each; 110 volts D.C., 17/6 each.



## HIGH FIDELITY FREQUENCY MODULATION

Enjoy the crystal clarity of FM transmissions up to 50 miles from the Wrotham Kent transmitter. Together with the absence of background noise and great power contrast FM offers the ultimate in contemporary speaker music. We make the latest design in receivers and by utilising clever techniques and new components, a high sensitivity with remarkable fidelity is produced. In kit form, wound coils, drilled chassis etc., £7/5/-. coilsets alone 75/-. Audio Output—2 pin socket—2/10V. Input—coaxial socket—from 5ft. horiz. dipole. Power Requirements—6.3V. and 220V. 28M.A.

Price £11/7/6

Trade enquiries invited.

Demonstrations: 3-4.30 p.m. daily, except Fridays.

**BEL SOUND PRODUCTS CO.,**  
Marlborough Yard, Archway  
London, N.19

ARC 5078 Nr. Archway (Northern Line) Underground.



### BASS REFLEX CABINETS

in Walnut, Mahogany or Oak.  
12in. Speaker Model £10 0 0  
10in. " " £9 10 0  
8in. " " £9 0 0

Goodmans Axiom  
150 MK.II Corner  
Reflex Cabinets ... £16 0 0

**A. DAVIES & CO. Cabinet Makers.**  
3 Parkhill Place, off Parkhill Rd.,  
London, N.W.3. Gulliver 5775

## QUALITY TELEVISION COMPONENTS



Scanning Coils  
6/10 Kv. E.F. E.H.T. Units  
E.H.T. and Output Transformers  
Line fly-back E.H.T. Units  
SEND FOR ILLUSTRATED LIST  
(PUBLICATION 75)

### HAYNES RADIO Ltd.

Queensway Enfield Middlesex

### WATERLOO RADIO

35, TENISON WAY (Waterloo  
Bridge Roundabout), London, S.E.1.

L.T. METAL BRIDGE RECTIFIERS. 6 or 12 volt,  
0.75 amp., 4/8; 1 amp., 5/6; 2 amp., 7/6; 3 amp.,  
8/9; 4 amp., 10/9; 6 amp., 14/9; E.W., E.T. RM1,  
3/9; RM2. 4/3; RM4. 15/8.  
3-SPEED AUTO CHANGERS. Collaro 3RC/521, new,  
unopened cartons complete with L.P. and Standard  
pickup heads, 100-250 volt A.C. Price £9/19/6,  
carriage 7/6.  
Overseas enquiries invited. Tel. WAT. 3014

## HIGH GRADE TRANSFORMERS

FOR ALL PURPOSES  
SINGLY OR IN QUANTITIES  
TO YOUR SPECIFICATION  
VARNISH IMPREGNATED  
BAKED WINDINGS  
WITH OR WITHOUT TAG PANELS  
GOOD DELIVERIES

Our rewind dept. will handle your  
repairs promptly and efficiently.

### P. HOWORTH

(Dept. W.W.)  
51 POLLARD LANE - BRADFORD  
Tel.: 37030

### SITUATIONS VACANT

**ELECTRONIC** engineers to inspect and service A.A. equipment; O.N.C. or equivalent qualifications necessary; salary £550 (age 28 or over) and £20 to £628; generous paid annual leave.—Application forms from O.C., 1 A.A. Group Wksp. R.E.M.E., Shrapnel Barracks, London, S.E.18. [1869]

**DEVELOPMENT** engineer (electronics) required for work on radio communications and sound recording equipment; London area; practical experience essential; ample scope for advancement.—Apply in writing, giving age, previous experience and salary required, to Box 1005. [1868]

**DRAUGHTSMAN** wanted for a small drawing office engaged in design of electronic equipment; good opportunity for man with initiative in rapidly expanding organisation.—Apply Technical Director, Winston Electronics Ltd., 1, Park Rd., Hampton Hill, Middx. Tel. Molesey 2985. [1646]

**ELECTRONIC** Engineer with experience of special amplifier and test equipment design, degree desirable but not essential, to apply according to qualifications and experience.—Apply Personnel Officer, Louis Newmark, Ltd., Prefect Works, Stafford Rd., and Purley Way, Croydon, Surrey [1945]

**ASSISTANT** transformer designer required by established firm manufacturing wire-wound components and electronic equipment; the position offers excellent prospects for a keen engineer with, giving details of age, experience and salary, to: Dagnall & Kendall, Ltd., Cranfield, Nr. Bletchley, Bucks. [1894]

**TECHNICAL** Writer, experienced in compiling matter for publication in Radio and Television Service Manuals, Instruction leaflets, etc., required for engineering department; reply stating age, qualifications, etc., to: Employment Manager, Ferguson Radio Corporation, Ltd., Gt. Cambridge Rd., Enfield, Middx. [1864]

**ENGINEER** required to undertake the development of electronic instruments; the successful applicant must be capable of working substantially on his own initiative; salary will be in accordance with qualifications and experience; degree or equivalent preferred.—Apply in writing to Advance Components, Ltd., Back Rd., Shernhall St., London, E.17. [1909]

**A GOOD** opportunity exists for a man with common sense, patience and organising ability to take charge of a small but expanding section in modern factory in N.W. London, work is concerned with assembly of precision electro-mechanical products and offers permanent employment and a good salary.—Write Box W.W.701, c/o, 191, Gresham House, E.C.2. [1809]

**DECCA RADAR, Ltd.**, have vacancies for men with a sound knowledge of radio and/or radar as installation engineers, the work is interesting and varied and in all cases specialist training given.—Write in the first instance, giving details of past experience and salary required, to the Manager, Decca Radar Ltd., 50, Southwark Bridge Rd., London, S.E.1. [1813]

**JUNIOR** electronics engineer required to assist in the development of an analogue computer; previous development experience is essential and a knowledge of d.c. amplifiers would be advantageous; applicants, who should be 21-24 years of age and hold the Higher National Certificate, should write, quoting full particulars, to:—The Personnel Officer, E. Cowes, Isle of Wight, ref.: W.W./C.3. [1719]

**THE ENGLISH ELECTRIC Co., Ltd.**, want a senior graduate familiar with computing techniques (analogue and/or digital) to undertake development work on high priority defence projects; to the Chief Engineer, Decca Radar permanent progressive post; salary according to age and experience.—Applications, quoting ref. 862E, to Dept. C.P.S., 336-7, Strand, London, W.C.2. [1754]

**SENIOR** and junior engineers required for responsible work in radio and television laboratories; for senior position should be able to undertake development work with minimum supervision; excellent conditions and salary available for applicants who are accepted.—Apply in first case to Personnel Manager (Dept. R.D.), McMichael Radio Ltd., Wexham Rd., Slough. Applicants must be of British Nationality. [1527]

**McMICHAEL RADIO, Ltd.** require senior and junior engineers in their equipment division laboratory at Slough; training and experience in the field of applied electronics (including communications) and experience of working with Government Departments are the chief qualifications for consideration.—Write for age and full details of training, qualifications and experience, to the Chief Engineer, Equipment Division, McMichael Radio Ltd., Slough, Bucks. [0198]

**ELECTRONIC** engineers interested in the testing of radar and microwave equipment in a new production establishment are required by an old-established leading electrical company; sound technical knowledge and a wide experience of testing techniques and equipment are necessary; positions of responsibility are available to suitably qualified applicants, with further openings and scope for advancement arising in a South Coast area; salary will be according to experience and ability.—Please reply, giving full details of experience, qualifications and age, to Box 1116. [1906]

## COPPER WIRE

S.W.G.	ENAMELLED		TINNED	
	2 ozs.	4 ozs.	2 ozs.	4 ozs.
16	1/4	2/-	1/4	2/-
17	1/4	2/1	1/4	2/1
18	1/4	2/2	1/4	2/2
19	1/4	2/3	—	—
20	1/5	2/4	1/5	2/4
21	1/5	2/5	1/6	2/5
22	1/6	2/6	1/6	2/6
23	1/7	2/7	1/7	2/7
24	1/7	2/8	1/7	2/8
25	1/8	2/9	1/8	2/9
26	1/8	2/10	1/8	2/10
27	1/9	2/11	1/9	2/11
28	1/9	3/-	1/9	3/-
29	1/10	3/1	1/10	3/1
30	1/10	3/2	1/11	3/5
31	1/11	3/3	2/-	3/6
32	1/11	3/4	2/1	3/8
33	2/-	3/5	2/2	3/10
34	2/-	3/6	2/3	4/-
35	2/1	3/7	2/4	4/2
36	2/1	3/8	2/6	4/5
37	2/2	3/10	2/7	4/8
38	2/3	4/-	2/9	4/11
39	2/4	4/2	2/10	5/2
40	2/5	4/4	3/-	5/6

SEND STAMP FOR LIST. TRADE SUPPLIED

**POST RADIO SUPPLIES**  
33 Bourne Gardens, London, E.4

## TAPE-DISC

SERVICE

Have your favourite tape-recording made into a gramophone record. 1½d. stamp for free literature to ...

H. E. McDermott, 10, Duke Street, Darlington, Co. Durham

## TR1154/55 RECTIFIERS

Input:—200/250v., 50~5.P. Output:—6.3v., 13A.—220v., 110m.a.—1200v., 200ma.

NEW CONDITION—TESTED—GUARANTEED  
£17-10-0 per set. Carriage extra.

### A. J. WHITTEMORE (Aeradio) LTD.

Croydon Airport, Surrey. Tel: Croydon 5791, 4383, 7744  
Grams: Aeradio, Croydon.

## TELECRAFT

**AERIALS ENSURE THE  
BEST TELEVISION**

TRY ONE AND SEE FOR  
YOURSELF

### Joseph Lucas


(Gas Turbine Equipment) Ltd.,

invite applications for Electronic Engineers. Some knowledge of servo mechanisms would be an advantage. Should have university degree. These appointments are pensionable and offer good prospects to individuals with initiative and technical ability. Salary will be in accordance with experience and qualifications.

Details of experience and qualifications should be sent to  
Personnel Manager,  
Joseph Lucas (Gas Turbine Equipment) Ltd.,  
Shattmoor Lane, Hall Green, Birmingham.



**JUST OUT!**



**JACKSON'S PORTABLE TAPE RECORDER**

The lightest mains model on the Market. Weight 19 lb. First class reproduction of speech. Ideal for Dictation and Meetings. Can be used for instrumental and vocal music. Recording time 1 hour 40 min. on Twin Track High Coercivity Tape. 200/250v. A.C. Very attractive rexine covered case with lid and drawer for microphone. Size 13 x 10 x 6in. Further information on request.

Price £39/10/-, incl. crystal microphone.

(P. & P. 10/-) Fully guaranteed.

**BARGAIN OFFER!**

Brand New COLLARO 3-speed

Auto Changer, Model 3RC 521 with 2 heads. Usual price £16/2/6. Our price £9/19/6 (p.p. 2/6)

**Jackson's Radio Supplies**

63 Edgware Road • London • W.2

**OPPORTUNITIES IN RADIO**

Get this FREE Book!

**'ENGINEERING OPPORTUNITIES'** reveals how you can become technically qualified at home for a highly paid key-appointment in the vast Radio and Television Industry. In 144 pages of intensely interesting matter, it includes full details of our up-to-the-minute home study courses in all branches of **TELEVISION and RADIO, A.M. Brit. I.R.E., City & Guilds, Special Television, Servicing, Sound Film Projection, Short Wave, High Frequency and General Wireless Courses.**

We definitely Guarantee

**"NO PASS—NO FEE"**

If you're earning less than £15 a week this enlightening book is for you. Write for your copy today. It will be sent FREE and without obligation.

**BRITISH INSTITUTE OF ENGINEERING TECHNOLOGY**  
388b SHAKESPEARE HOUSE,  
17/19 STRATFORD PLACE, LONDON, W1



**SITUATIONS VACANT**

**PARTRIDGE TRANSFORMERS, Ltd.**, have a vacancy for post of chief engineer; applicants must possess university degree or equivalent and have had considerable experience in the design and development of all types of audio and power transformers.—Written applications to Managing Director, Partridge Transformers, Ltd., Tolworth, Surrey. [1923]

**EXPORT manager** required by leading firm of electronic components manufacturers to work under instruction of sales manager; essential qualifications, similar previous experience, working knowledge of foreign languages, and thorough knowledge of radio and television from the manufacturing angle; must also be free to travel; write full details and salary required.—Box 0692. [1817]

**TEST gear design engineers** and maintenance engineers required with practical experience of this class of work, based on sound knowledge of electronic principles; these vacancies are permanent and progressive; a company pension scheme in operation; London area.—Please write in confidence, quoting reference WW/758, giving full details of qualifications, to Box 0631. [1816]

**FIRE-SETTERS** required for electronic valve production unit with at least two years' experience (valves or lamps) on sealing-in machines and other automatic glass working equipment; all applications will be treated in confidence.—Write stating age, salary required and giving details of experience to Personnel Officer, Ericsson Telephones, Ltd., Beeston, Nottingham. [1854]

**EXPERIENCED** electronic technicians required for work on Service radar and gun control equipments in the North-west, West Midlands and South Wales areas, in the grade Technical Assistant (Grade II), salary range 25 approximately £520 p.a. to £2600 p.a.—Apply, quoting age, qualifications and experience to ADME, HQ 4 AA Group, Peninsula Barracks, Warrington. [1853]

**ELECTRONICS Test Engineer;** a vacancy exists for an engineer to take charge of a new test room dealing with final testing of electronic and microwave instruments, in conjunction with design laboratories; salary in the range £500 to £550 a start depending on qualifications and experience.—Apply to Chief Engineer, W. H. Sanders (Electronics), Ltd., Bedwell Lane, Stevenage, Hertfordshire. [1843]

**BUSH RADIO, Ltd.** require experienced senior design draughtsman for work in connection with developments on commercial radio and television receivers and electronic units for the services; apply giving full particulars of age and experience to the Personnel Manager, Bush Radio, Ltd., Power Rd., Chiswick, W.4. Tel. Chis. 6491. Interviews may be arranged for Saturday mornings. [1804]

**DRAWING** office staff required, draughtsmen and drawing office clerk, to take charge of print room and drawing office records, for a well-established firm, situated within half an hour of Waterloo Station; draughtsmen should have workshop experience and preferably a knowledge of electronics; good salary paid to suitable applicants; 5-day week.—Apply D.O., Box 1709, 15, Hill St., London, W.1. [0246]

**FACTORY** engineers are required for Cathode Ray tube factory in North London area; previous knowledge and experience desirable but not essential; applicants should have at least Higher National Certificate in Electrical Engineering and some knowledge of chemistry; they must be capable of investigating and solving manufacturing problems on their own initiative.—Box 0982. [1867]

**ELECTRONIC** engineer required by a large food organisation centred in London, for the construction and maintenance of specialised factory electronic equipment and to assist in the development of new apparatus; applicants should possess initiative and be capable of working without undue supervision; salary according to age and experience.—Write Box W.W.785, c/o 191, Gresham House, E.C.2. [1937]

**JUNIOR** test assistant with some telecommunication knowledge required by Company, S.E.10: a young man studying for City and Guilds Telecommunications Course in Engineering would be considered; experience of cable test at audio and carrier frequencies desirable but not essential; a well-equipped 5-day week; salary according to age and qualifications.—Apply Staff Officer, Telcon Works, Greenwich, S.E.10. [1893]

**HIGH-DEFINITION FILMS, Ltd.**, require Junior Engineers and Technical Assistants for development and operation of studio electronic equipment; preference will be given to applicants who have had previous experience in the development and operation of television studio equipment; candidates must have completed their National Service.—Write, giving full details, to Personnel Manager, 98, Highbury New Park, N.5. [1926]

**BELLING & LEE, Ltd.** Cambridge Arterial Rd., Enfield, Middlesex, require research assistants in connection with work on electronic components, fuses, attenuators and television aerials; applicants must be graduates of the I.E.E. or possess equivalent qualifications, together with similar laboratory experience; salary will be commensurate with previous experience; 5-day week; contributory pension scheme.—Applications must be detailed and concise, and will be treated as confidential. [0230]

**GEE RADIO**

**WESTON ALL PURPOSE A.C./D.C. TEST METER MODEL E.695.** New and unused, complete with batteries. A very limited quantity available at £8 each. **WESTON BATTERY OSCILLATOR MODEL E.692 Type 2.** Also new and unused. Coverage: 100 kc/s. to 26 mc/s. Audio output approx. 400 c/s. Available at the ridiculous low price of only £5/19/6. If these two instruments are purchased together the two will be supplied for £12, plus 10/- p.p.

**HIGH FREQUENCY SIGNAL GENERATORS (EX-USA ARMY).** Type 112A. Complete, brand new, 110 v. Input 50-230 mc/s., 8-150 mc/s., £20. Carriage 5/-. **GOODMAN'S 12in. P.M. LOUD-SPEAKERS.** 15 ohm speech coil. Special purchase of these famous speakers allows us to offer these new and unused goods at the very low price of £4/19/6 each, plus 5/- p.p.

**RECEIVER TYPE 3121, I.F.F.** New and unused, complete with all valves and relays, etc. Price £4/19/6.

**AMPLIFIER TYPE 3583.** Re.10UB/6061. Containing 12 valves, 45 mc/s. Pye strip. Complete and unused. Price £5, p.p. **TUNING UNIT TYPE 207A.** Containing Type CV67 Klystron, new and unused. Price 45/-. P.p. 2/6.

**INDICATOR TYPE 162.** Containing VC97 C.R.T., VCR139A C.R.T. Klystron CV67. Valves, blower motor, resistors, etc. 0-1 m/ammeter, 2in. scale. A complete instrument for only £6/10/-.

**POTENTIOMETERS** 20 k., wire wound, 10 watts, 3in. dia. Complete with 2in. skirted instrument knob. Potentiometers tapped at 5k., 10k., and 15 k. New and unused, only 6/9 each. P.p. 1/-.

**150 V. HIGH TENSION BATTERY.** Size 5 1/2 in. x 6 in. x 1 1/2 in. (ex-Govt. ex-38 set). In very good condition, each one tested before despatch. Very limited quantity available, only 4/11 each. P.p. 1/3.

**12 V. 75 A.H. STORAGE BATTERY.** New and unused, ex-Govt. Perfect condition. Housed in strong wooden carrying case, only £3/19/6 each. P.p. 10/-.

**INDICATOR UNITS TYPE 6C.** Complete with 3 1/2 in. C.R.T. (VCR138), mask-base, mu-metal shield. Condensers, resistors, wire-wound volume controls, valves (2, VR91, 2-VR54). Brand new in original crates. £3/19/-, carriage paid.

**12 V. CAR RADIO VIBRATOR TRANSFORMER.** 300 v. H.T. at 90 m/a. Ex-Philco. Only 8/6 each. P.p. 1/-.

**813 CERAMIC VALVE HOLDERS.** New and unused, 9/6 each, P.p. 1/-.

**SOLON INSTRUMENT MODEL ELECTRIC SOLDERING IRON.** Weight 3 1/2 oz., length 9in. Suitable for 220/240 v., 25 watts. Only 19/8. P.p. 1/-.

**TRANSMITTING VALVES 832.** Fully guaranteed. £3/15/- each only.

**H/WAVE 1 M/A.** K3/10-250 v., 3/-; K3/25-655 v., 5/8; K3/30-755 v., 6/-; K3/35-885 v., 6/10; K3/40-1 kv., 7/6; K3/45-1.140 kv., 8/2; K3/50-1.260 kv., 8/8; K3/60-1.5 kv., 9/8; K3/70-1.780 kv., 11/-; K3/80-2.030 kv., 12/4; K3/90-2.280 kv., 13/6; K3/100-2.550 kv., 14/8; K3/120-3.080 kv., 16/8; K3/140-3.6 kv., 19/3; K3/160-4.1 kv., £1/1/6; K3/180-4.660 kv., £1/4/3; K3/200-5.150 kv., £1/6/6; 5 m/a., K8/20-480 v., 5/1.

**STANDARD S.T.C. RECTIFIERS.** H/wave. RM1-125 v. 60 m/a. 4/6; RM2-125 v. 80 m/a. 5/-; RM3-125 v., 100 m/a., 6/-; RM-250 v., 250 m/a., 18/6; LU-250 v., 80 m/a., 8/6; LU-150 v., 40 m/a., 4/6; J25-250 v., 2 m/a., 3/6. **EX-GOVT. RECTIFIERS.** W.6 36 v., 250 micro/amps., 1/6; WX.6 36 v., 100 micro-amps., 1/6; W.1 6v., 250 micro-amps., 1/6

**INSTRUMENT RECTIFIERS.** 5 m/a., Fibridge, 7/6.

**WESTINGHOUSE.** H/wave. 2 m/a. 36 EHT 25-1.8 kv. 13/6; 36 EHT 35-2.5 kv. 17/6; 36 EHT 40-2.9 kv. £1; 36 EHT 45-3.4 kv. £1/2/6; 36 EHT 50-3.6 kv. £1/6/6; 36 EHT 100-7 kv. £1/9/9.

**VIMASTER RECTIFIERS.** MRI-W house WX6 3/9; MR2-W house 14-D-36 10/-; MR3-W house 36 EHT 100 £1/9/9; MR4-W house 14-A-86 £1; MR5-W house WX3 3/9.

TERMS: C.W.O., C.O.D. or pro-forma.

**15 LITTLE NEWPORT ST., LONDON, W.C.2**  
GERrard 6794/1453



## SAMSON'S SURPLUS STORES

**ADMIRALTY INTEGRATORS TYPE A 881.** With very fine Galvo movement coil 40 ohms. Centre Zero to P.S.D 1 microamp. Small mirror 1 metre radius. 65/-. Carr. 2/6.

**BANKS OF 4 RESISTANCE MATS.** 690, 150 and 2 at 80 ohms. Size of each mat, 8x6 1/2, 10/6 per set. P.P. 1/6.

**20F. AMERICAN SURPLUS TELESCOPIA STEEL AERIAL MASTS.** Length about 6ft., dia. of first section 1 1/4 in., dia. of top section 3/4 in., complete with base guys insulated assembly and metal pegs, 24/10/- Carr. 5/.

**EXIDE GLASS 10-VOLT 5 A.H. ACCUMULATORS.** Size 7in. x 2 1/2in. x 5 1/2in. New in maker's cartons. 9/6 ea. P.P. 1/6. Pritchett and Gold 12-volt 75 A.H. Storage Batteries. Built in teak cases, size 15 1/2in. x 8 1/2in. x 11in. New, 24/19/6. Carr. 7/6. Telephone Cable Type D 3 single 1 mile drums, 57/6. Carr. 5/-.

**NIFE BATTERIES.** Crates of five cells giving 6 volts at 58 A.H. Size of wood crate 15 x 2 1/2 x 1 1/4. In perfect condition, 26/19/6. Carr. 7/6. Limited number only. Single Cells, 2.4 volts, 18/20 A.H. Size 4 1/2in. x 8in. x 3 1/4in., 17/6. P.P. 1/6.

**DESYNN TRIMMERS.** No. 167, with Desynn Potentiometer, 5/-. P.P. 1/.

149/171 Edgware Road

London, W.2. Tel.: PAD 7851

125 Tottenham Court Road, W.1.

Tel.: EUS 4982

All orders and enquires to our Edgware Road branch, please. This is open all day Saturday.

**neo'-MAINTEST**

100/700V  
17/6

SEARCH LEAD  
TEST PROD  
7 6



**THE PERFECT FAULT FINDER**

**NEO ELECTRICAL INDUSTRIES LTD**

MANCHESTER 4

### RADIO & TELEVISION COMPONENTS

WE OPERATE A PROMPT & EFFICIENT MAIL ORDER SERVICE.

"VIEWMASTER" & "TELE-KING" specialists  
Easy terms available.

**JAMES H. MARTIN & CO.,**  
FINSTHWAITE, NEWBY BRIDGE,  
ULVERSTON, LANC.

### ARIEL SOUND

Professional Recording Engineers.

Public Address Equipment.

Electronic Design, Manufacture and Repair.  
(Please refer to Repairs and Services Section for details of some of our services.)

**57 LANCASTER MEWS, LONDON, W.2**  
Telephone: Paddington 5092.

### COVENTRY RADIO

189 DUNSTABLE RD., LUTON  
Tele.: Luton 2877.

Component Specialists Since 1925  
All B.V.A. and Tungram Valves  
EDDYSTONE COMMUNICATION SETS AND COMPONENTS

Short Wave Component Catalogue 6d.  
T.C.C., Hunts & Dubilier Condensers, Welwyn and Erie Resistors.  
Lab/Morganite, Erie, Dubilier, Colvern and Amplion Potentiometers.  
Denco, Osmor, Wearite and Weymouth Coils and Packs.  
Eddystone, Denco, Wearite and Weymouth I.F.'s.  
Woden and Elstone Transformers.  
Elac, Goodmans, Plessey, Rola/Celestion Speakers.  
Avo and Taylor Test Meters.  
E.M.I. Scotch Boy and Grand Recording Tapes.  
Valradio Vibrator Converters.

These are some of the components we stock. Send for our 50-page Component Catalogue, price 6d.

### SITUATIONS VACANT

**SENIOR** engineer and a junior are required by a small but progressive firm of electronic instrument manufacturers in Surrey for interesting development work on important projects; scope for initiative and self-expression; applicants should possess a degree in physics or the equivalent and should have industrial experience and a practical mind; both salary and prospects will be good for the right men.—Apply Box 8964. [1676]

**DRAUGHTSMEN** required, seniors and juniors, preferably experienced in light mechanical engineering, as applied to radio and radar equipment; knowledge of workshop practice essential; applicants should possess Ordinary National Certificate or the equivalent; salary, A.E.S.D. rates and over, according to ability; 5-day week; canteen facilities.—Write, giving full particulars, to R.D.J., Decca, Ltd., 2, Tolworth Rise, Surbiton, Surrey. [0247]

**RADIO** service engineers. Selfridges, Ltd., have vacancies for radio Service Engineers. Applicants must have experience of all makes of radio and television sets and must be able to drive a car. Good starting salary and generous increases to men who show ability. Posts are permanent and pensionable to men under 43 yrs.—Apply between 9 a.m. and 11.30 a.m., Monday to Friday, to Personnel Manager, Provision Building, Somerset St., W.1. [1839]

**DEVELOPMENT** engineer required to carry out work in connection with improvements to direct writing pen oscillographs; the position is a responsible one in which the applicant will be required to deal with technical correspondence and contacts with customers; a good knowledge of light mechanisms under vibrating conditions is required together with the ability to calculate the behaviour of and subsequently design such mechanisms.—Apply, giving full details of previous experience, to Box 0903. [1860]

**ELECTRONIC** engineer, over 28 years of age, with degree in physics or engineering, and some practical mathematical ability. At least 6 years' experience in a development laboratory working on problems involving VHF techniques and subminiaturization. Must be familiar with problems of design for production, in small or large quantities, of small complex electronic units, and able to lead a small team of engineers and draughtsmen.—Applicants write full details to ED/134, Personnel Dept., E.M.I., Eng. Dev., Ltd., Hayes, Middx. [1822]

**BRITISH EUROPEAN AIRWAYS** require engineers for overhaul and maintenance of electronically operated flight simulators at London Airport; applicants should possess thorough knowledge of electronics and have had maintenance experience on apparatus using servo-mechanisms actuating instruments; commencing salary between £10/19-£13/19 p.w. according to qualifications.—Written applications to Personnel Officer, Flight Operations, B.E.A., Keyline House, Ruislip, Middlesex. [1806]

**ENGINEERS** with radio and radar installation and maintenance experience are required for interesting work which will involve working in various parts of Great Britain; applications will be welcomed particularly from ex-Service men who have had extensive experience in this field; these positions offer good prospects in a large flourishing company which operates a generous pension scheme.—Applications, which will be treated in confidence, should be addressed to Box WW 626, L.P.E., 110 St. Martin's Lane, W.C.2. [1946]

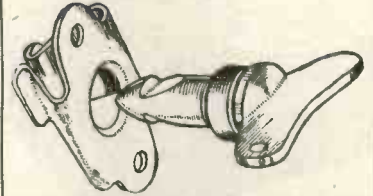
**ELECTRONIC** engineer required by new division of prominent engineering company in Northern Ireland for development work on guided weapons and other projects; degree or equivalent in electrical engineering or physics, with good practical experience, preferably of d.c. amplifiers, electronic computation, pulse techniques, or miniature equipment; good salary and prospects for man with initiative; pension scheme, assistance with housing.—Send full particulars of age, qualifications and experience, and salary required, quoting E.E.2, to Box 8888. [1663]

**MINISTRY OF CIVIL AVIATION.** Radio technicians required at aerodromes and radio stations. Special training courses for keen technicians with basic qualifications. Interesting work in progress providing electronic aids to navigation. Prospect of permanent pensionable posts. Rates of pay (London) from £350 p.a. at age 19 to £445 at 25 rising, subject to qualifying test to £540. Slightly lower for provinces. Candidates aged 19 or over with practical experience in maintenance of radio or radar equipment should apply to Ministry of Labour and National Service, Barnsbury Rd., London, N.1, quoting Order N. 576. [1823]

**AUSTRALIA**—Engineers and technical assistants required for guided weapons trials organisation at the Long-Range Weapons Establishment, Salisbury. Applicants for posts are available for electronic, electro-mechanical and hydraulic engineers as well as for those who wish to gain experience subsequent to graduation or apprenticeship. For the more senior posts experience with servo-mechanisms would be an asset; suitable service in the Defence Forces will also be taken into consideration in assessing suitability; initial period of training for some months near London; passages for employees and family, assistance in obtaining accommodation.—Apply with all details quoting No. 1424, to Personnel Manager, Sperry Gyroscope Co., Ltd., Great West Rd., Brentford, Middx. [1773]

## ODDIE FASTENERS

PAT 507249



THE FASTENER WITH ENDLESS APPLICATIONS—SIMPLE—POSITIVE SELF-LOCKING. MADE IN A VARIETY OF TYPES AND SIZES.

SPECIAL FASTENERS TO SUIT CUSTOMERS REQUIREMENTS.

WIDELY USED IN THE RADIO INDUSTRY.

Illustrated brochures and other information will be gladly sent on request.  
DEPT -W.W."

**Oddie, Bradbury & Cull Ltd., Southampton**  
Tel.: 55883. Cables: Fasteners, Southampton

## THE CHAFFEY CABINET COMPANY

50a, CHELTENHAM RD., LONDON, S.E.15  
TEL: NEW CROSS 4766

**Easco** **RECTOSTAT**  
REGISTERED TRADE MARK


**HOME BATTERY CHARGERS**

2 Amp. 2-6-12 Volt A.C. Mains  
Price £5.19.6



**EASCO ELECTRICAL LTD.**  
6/8 BRIGHTON TERRACE,  
LONDON, S.W.9  
Telephone: BRIXTON 4961-2-5

**GRAMPIAN**  
for  
**Amplifiers**



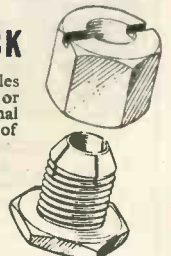
**GRAMPIAN REPRODUCERS LTD**  
9 Hanworth Trading Estate, Feltham, Mdx. Tel.: Feltham 2657

### PRE-SET CONTROL LOCK

Designed to lock the spindles of pre-set potentiometers or trimmers without rotational or lateral displacement of shaft.

Will accept a wide range of panel thicknesses.

Locking by coin slot or box key.



Send for leaflet 12

**SUTTON GOLDFIELD ELECTRICAL ENGINEERS**  
6 H.gh Street WALSALL, phone: 4962



**The ENGLISH ELECTRIC Co. Ltd.,**

have vacancies for the following staff in the Electronic Department at LUTON:—

a) **SENIOR MICROWAVE ENGINEERS** at a salary up to £1,000 p.a.

Applicants should have had considerable design and/or engineering experience of microwave systems and associated equipment. Ref. 1160A.

b) **ELECTRONIC ENGINEERS** at a salary up to £750 p.a.

Duties include the engineering of circuitry already developed and involve close liaison with and progressing of work through the drawing office and production department. Applicants with experience of engineering of radar and/or aircraft electronics for production will be especially welcome. Ref. 1071B.

c) **ELECTRONIC TRIALS ENGINEERS** at a salary of up to £750 p.a.

Applicants should have experience of high frequency communication equipment and be prepared to accept responsibility for its installation and subsequent trial at locations in U.K. other than Luton. Ref. 456P.

d) **TRIALS RADAR ENGINEERS** at a salary up to £750 p.a.

Applicants should have had experience of operating development radar equipment in the field and have a sound basic knowledge of radar principles and circuits. **VACANCIES ALSO EXIST FOR ENGINEERS IN AUSTRALIA.** Ref. 1190.

e) **ELECTRONIC TRIALS ASSISTANTS** at a salary up to £12 per week.

These assistants will be formed into teams under the leadership of trials engineers (see above) and will be required to assist in the installation and subsequent trial of H.F. communication or radar equipment. Ref. 456Q.

f) **ELECTRONIC LABORATORY ASSISTANTS** at a salary up to £10 per week.

Applicants should have either experience of:—

i) The preparation of radar equipment for field trials for which a sound basic knowledge of radar circuitry is essential and special knowledge of radar equipment, AA No.3.Mk.7., would be advantageous.

or ii) The preparation of information for drawing office and production department from circuit diagrams. Ref. 1066D.

Housing accommodation is available to suitable applicants for posts (c) and (e) above.

Applications should be sent to Dept. C.P.S., 336/7 Strand, W.C.2, quoting appropriate reference.

**SITUATIONS VACANT**

**JUNIOR and Senior Radio and Television Engineers** engaged in production and service (field) departments of manufacturers in South West London; applicants should have thorough knowledge of modern receiver technique. Salaries according to position and qualifications.—Write Box 0852. [1849]

**ELECTRONIC engineers** are invited to apply for senior posts of exceptional interest and opportunity with Decca Radar, Ltd., to work in their laboratories on an extensive and expanding programme of microwave-link and radar development; applicants must have had several years of responsible development experience in the electronic field, posts are permanent and pensionable; British nationality essential.—Write, quoting reference S.E. to The Research Director, Decca Radar, Ltd., Research Laboratory, 2, Tolworth Rise, Surbiton, Surrey. [0248]

**ELECTRONIC technician** required to construct and maintain electronic equipment; duties are not solely of this nature as the unit is small; satisfactory qualifications are, for example, National Certificate together with five years' experience in the electronic field, or Inter. B.Sc. together with three years' experience; good prospects exist for further education, normally or informally; minimum salary £450 p.a.—Reply, stating age, qualifications and experience, to Dr. H. D. Darcus, M.R.C. Unit, Department of Anatomy, University Museum, Oxford, by November 9, 1953. [1944]

**THE GENERAL ELECTRIC CO. LTD.** Brown's Lane, Coventry, require Senior and Junior Electronic Development Engineers for work on Guided Weapons and like projects, particularly in the field of Microwave and Pulse Applications, Mechanics, Development Engineers, Designers, Draughtsmen and Draftsmen, preferably with experience of radar type equipments, also required for the above projects; salary according to age, qualifications and experience; houses available to selected senior staff.—Apply by letter stating age and experience to the Personnel Manager (R. B.G.), [0259]

**ENGINEER** required for laboratory of manufacturers of radio frequency magnetic materials; the work includes the development and application of these materials; applicants must be versatile and resourceful; sound theoretical training and several years industrial experience in design and development in the electronic field is essential; salary commensurate with qualifications and experience.—Write, stating age and full details of training and experience to the Managing Director, Neosid, Ltd., 33, Hyde Way, Welwyn Garden City, Herts. All applications will be treated in confidence. [1921]

**B.B.C.** requires engineer of recognized professional standing (Hons. Degree engineering/physics preferred) for the design section of designs department to take charge design of major items of equipment used in television studios and mobile control rooms; will be expected to produce original work. Direct personal experience design of modern electronic television equipment closely related techniques essential; knowledge optics advantage. Starting salary £1,000 (higher if qualifications exceptional) by annual increments to £1,330 max.—Detailed applications to E.E.O., B.B.C. London, W.1 quoting reference E.782. [1825]

**DECCA RADAR, Ltd.**—There are vacancies in the technical production department, either for experienced technical writers or for engineers whose qualifications and experience fit them to take on this work; the work involves the preparation of technical, installation and operational instruction manuals in draft form from original data provided by other departments of the organization; salary scale £10 to £14 per week according to experience and qualifications.—Reply by letter only, to Decca Radar, Ltd., Installation Department, 50, Southwark Bridge Rd., London, S.E.1, quoting reference RWD/GR. [0249]

**TELECOMMUNICATIONS Engineers** required on overseas shore staff of Cable and Wireless, Ltd., applicants must have technical knowledge and practical experience of maintenance and operation of wireless telegraph plant, and possess C. & G. Radio II certificate or equivalent; desirable age limit 29; basic commencing salary £324 (age 22) to £456 (age 29) per annum; free accommodation or allowance in lieu; foreign service and expatriate allowances (up to £240 and £550 p.a. respectively) additional; tax paid; permanent and pensionable positions for suitable candidates.—Apply in writing, giving experience and qualifications to Managing Director, Cable and Wireless, Ltd., Electra House, Victoria Embankment, London, W.C.2. [1840]

**THE MULLARD RADIO VALVE Co., Ltd.**, Mitcham Junction, Surrey, has a number of vacancies for production engineers, applicants should hold a degree or equivalent qualifications in physics electrical engineering or mechanical engineering. Whilst previous experience would be an advantage, it is not essential. The company has production departments manufacturing receiving valves, cathode ray tubes, gas-filled valves, E.H.F. valves, transmitting valves and most other electronic tubes and successful applicants would be required to join one of these departments on work connected with valve technology and the technical and organisational control of production. The salaries offered vary with experience and age; good opportunities of advancement exist in this expanding industry for men of ability.—Applications in writing should be addressed to: Personnel Officer, Mullard Radio Valve Co., Ltd. New Rd., Mitcham Junction, Surrey, quoting ref. W.1.C. [1932]

**LONDON CENTRAL RADIO STORES**

**DECCA LONG PLAYING RECORD PLAYERS MODEL 33A. DUAL-SPEED (33 $\frac{1}{3}$  and 78 r.p.m.)**

For use with your own A.C. receiver. Brand new. Fitted sensitive crystal pick-up with sapphire stylus and light weight plastic spring balanced arm. Robust induction motor, rubber cover turntable. Heavy gauge pressed steel base finished brown enamel. £5/10/6, carr. pd.

**HIGH SPEED TWIN COIL ELECTRO MAGNETIC COUNTERS**



Excellent quality in new condition. With 50 ohm and 1,500 ohm coils, 10 pulses per second approx. Counts to 9,999 and automatically returns to zero. 25-50V. D.C. Size 3 $\frac{1}{2}$  x 1 x 1 in. 22/6. Post and pkg. 9d

**NEW ACCUMULATORS. 12V., 75A., 15" x 8" x 9 $\frac{1}{2}$ ," approx. weight 75lbs. Price 24/10/-, 7/6 carriage, in the original packing cases.**

**NEW LINEAR LAW WIREWOUND POTENTIAL METERS. 100,000 ohm. Heavy duty in plated brass container. Spindle 1 x 1 in. Size 2 $\frac{1}{2}$  x 2 $\frac{1}{2}$  in. Weight approx. 15 oz. 7/6.**

**GROOVE LOCATING UNITS** enabling operator to select any point on 10, 12 or 16 in. discs for playback purposes.

Consists of substantial machined casting with adjustable counterpoise pick-up arm fitted with high-fidelity pick-up, and instantaneous calibrated groove selector with micrometer adjustment and "velvet touch" lever for dropping pick-up. 22/10/-, carr. paid.



**PHOTO ELECTRIC CELLS Type CV143**  
8 small infra-red image glass converter, tube, 60-100V. Suitable for all purposes.

**14/6**  
Post & Pkg. 1/-.  
N.B.—We cannot enter into correspondence regarding these cells.

**NIFE ACCUMULATORS. 1.5V. about 10 amps. Size 6 $\frac{1}{2}$  x 1 $\frac{1}{2}$  x 1 $\frac{1}{2}$  in. 6/6. Also 2.5V. 2 $\frac{1}{2}$  amp/hours for 8 hours. Size 3 x 4 $\frac{1}{2}$  x 1 $\frac{1}{2}$  in. (flat), 6/6, plus P. & P. 9d. each.**

**PHILCO 5-VALVE RECONDITIONED SUPERHETS**  
—A.C. or A.C./D.C.—

All thoroughly overhauled at our works. Ready for immediate use and guaranteed in working order.  
2-WAVEBAND MODEL ..... £4 0 0  
3-WAVEBAND MODEL ..... £8 10 0  
Plus 10/6 per set carriage and packing.

N.B.—We do not issue lists or catalogues. Carriage Charges relate to British Isles only.

**23 LISLE ST. (GE RRARD 2969) LONDON, W.C.2**  
Closed Thursday 1 p.m. Open all day Saturday.



**LARGE & VARIED stocks of METERS**

available for immediate delivery  
Special orders executed 7-14 days

**ANDERS ELECTRONICS LTD.**  
91, HAMPSTEAD RD., LONDON, N.W.1  
Euston 1639



A.I.D. Approved  
**TRANSFORMERS**  
of all types up to 25 KVA for Single or Three Phase operation, Phase Conversion, etc.

**MAINS**  
Output, and Special Purpose Transformers for Radio Equipment; Chokes, etc.

**COILS**  
for Contactors, E.M. Brakes, Air Valves, etc., and Coil WINDINGS for all purposes.

**SOLENOIDS**  
for A.C. and D.C. Operation.

**W. F. PARSONAGE & Co., Ltd.**  
INDUCTA WORKS - Park Rd. Bloxwich - Walsall  
Telephone: BLOX. 66464



# LYONS RADIO Ltd.

**V.F. CRYSTAL MONITORS. TYPE 4.** These are high-grade instruments operating from A.C. mains 50 c.p.s. 200/250 v. and provide a source of modulated E.F. over a frequency range of 100-130 Mc/s. from the 18th harmonic of a crystal. Seven valves are employed: 2-VR91's and one each of VR66, VR92, V17, VR67 and VU39. Crystals are not included, but these can be supplied for the desired frequency for 7/6 extra. Circuit diagram is fitted inside cover. Made for bench or rack mounting. Size 19x9x7in. in new condition and working order. PRICE £5/10/-, carriage 7/6.

**L.T. RECTIFIERS.** Full wave bridge types 6 v. or 12 v. 3 a. Size 3 1/2in. sq. x 1in. PRICE 12/6. Full wave C.T. type 6 v. 0.75 a., size 1 1/2in. sq. x 1in., 4/-. Full wave C.T. type 6 v. 1 a., size 2 1/2in. sq. x 1in., 4/9.

**EXTENSION SPEAKERS.** Standard low impedance moving coil speakers 6 1/2in. size fitted in attractive cabinet with polished walnut finish, approx. size 9x8x4in. PRICE 35/-.

**RHEOSTATS.** Heavy duty 2 gang variable resistances 250 ohms 1.2/2 amps. with spiral shaft and knob control. Overall size approx. 12x7x4in. Could be used as a mains dimmer for controlling up to about 350 watts (full bright to blackout). PRICE 15/6, post 2/6.

**RECEIVERS TYPE R3084A.** Suitable for T.V. or 2-metre band receiver conversion. Fitted with 13 valves: 1 each of VR137, VR92, VU39, VU134, 2-VR136's and 2-VR91's, 30 Mc. I.F. strip, an aerial switching motor, etc. In new unused condition. PRICE 75/-, carriage 7/6.

**3 GOLDHAWK ROAD (Dept. M.W.) SHEPHERD'S BUSH, LONDON, W.12**  
Telephone: Shepherd's Bush 1729

## 80% COAXIAL CABLE POLYTHENE INSULATION

Not ex-Govt. 1/2in. dia. 9d. yd. Farraim List 5d. PYE I.F. TRANS. 485 Kc/s slug-tuned min Can 2 1/2 by 1 1/2 diam. High  $\Omega$ . BRAND NEW. 6/9 pair, post 6d.

**HYDROMETER** scale 1100-1350 BRAND NEW, Ex. Govt. 7 1/2in. x 1 1/2in. dia. 4/6. Post 6d.

**BATTERY CHARGER** 200-250 v. 8v./12v. 1 1/2 a. with Fuse and Leads. BRAND NEW 35/-, Post 1/-.

**T.R.S. Radio, 307 Whitehorse Road, W. Croydon**  
Telephone: THO. 1665

### SITUATIONS VACANT

SENIOR and junior electronic engineers are required for interesting and varied work in the Nelson Research Laboratories; applicants should have sound workshop experience, some knowledge of drawing office procedure, qualifications, Higher National Certificate minimum; duties involve responsibility for the engineering design and development of prototype electronic equipment from the experimental stage to the issuing of manufacturing information to the Laboratories' workshops; these posts offer scope for advancement to young men with initiative and ability; salary according to qualifications and experience comparable with present-day levels.—Write, giving full details, quoting ref. 1051A, to Dept. C.P.S., The English Electric Co., Ltd., 356/7, Strand, W.C.2.

**ADMIRALTY, Royal Naval Scientific Service.** Engineers and Physicists (particularly with electronics) required for appointments in (a) Senior Scientific Officer and Scientific Officer grades (Ref. A246/52A) and (b) Experimental Officer and Assistant Experimental Officer grades (Ref. A247/52A) in experimental establishments in London, Portsmouth, Weymouth areas and Scotland. Candidates, British subjects, for (a) must possess first or second class honours degree in Physics or Engineering, or high professional attainments such as corporate membership of appropriate professional institution with suitable experience and responsibility and for (b) should possess one of following qualifications: University degree in Science, Engineering or Mathematics, Graduate membership of appropriate professional institution, Higher National Certificate, Final Certificate of five-year grouped course in relevant subject at City and Guilds of London Institute or comparable institution, Higher School Certificate with Mathematics, or Science as principal subject or equivalent qualification. S.O.'s at least 26 years of age with at least three years' approved experience, London salary (men) £917-£1,075 per annum; S.O.'s at least 21 years, £440-£812; E.O.'s at least 26 years, £681-£838; A.E.O.'s at least 17 1/2 years, £274-£607. Rates for women and posts in provinces somewhat lower. Starting salaries above minima may be granted according to age and experience. All appointments unestablished (with F.S.S.U. for S.S.O. and S.O.) but with some opportunities to compete for established posts.—Application forms from M.L.N.S., Technical and Scientific Register (K), Almack House, 26, King St., London, S.W.1, quoting appropriate reference. [1824]

**SITUATIONS WANTED**  
**EXPERIENCED** tracer requires private work; could also undertake some circuit draughting.—Box 1156. [1943]  
**WORKS** Manager, qualified, considerable experience of miniature electronics and all aspects of works management, requires progressive appointment.—Box 1154. [1940]

**OFFICIAL NOTICE**  
THE trade marks set out below were assigned on the 23rd day of June, 1953, to Pamrex, Ltd., of 41, New Bond St., London, W.1, without the goodwill of the business in which they were then in use:—  
NO. 584737.

**MARK "PAM."**  
**GOODS**  
INSTRUMENTS and apparatus included in Class 8 for use in wireless telephony and television.  
NO. 535557.  
**MARK "PAM."**  
**GOODS.**  
RADIO and television apparatus, sound recording and sound reproducing and sound amplifying instruments and apparatus, public address apparatus, electric amplifiers, microphones, loudspeakers, gramophone pick-ups, gramophones, gramophone turntables, electric batteries and accumulators; high frequency electronic oscillation generators; and parts (not included in other classes) of all such goods. [1847]

**AGENCIES**  
**WHOLESALE**RS desirous of shipping small lots of radio and electrical spares or fittings on a c.o.d. basis overseas are requested to write or send catalogues or lists to—F. Thomas, 19, Delhi St., St. James, Trinidad, B.W.I. [1832]

**BUSINESS AND PROPERTY**  
**RADIO, television.**—N.E. London, suburb; £3,500, t/o. £5,500; freehold property; £3,500, s.a.v. mortgage arranged.  
**SIMILAR** business, Essex; with living accommodation; t/o. £5,000; £1,500, s.a.v.  
**SIMILAR** business, S. London; t/o. £10,000; working-class district, with flat; £2,000, s.a.v.  
**SEVERAL** others available; annual turnovers up to £25,000 p.a.—Enquire Jassy & Hoes, 25, Linsted Terrace, W.2. (Ambassador 9575.)

**BUSINESS OPPORTUNITIES**  
**OLD-ESTABLISHED** firm of exporters in the electronic field, invite manufacturers seeking overseas sales, to communicate Box 0239.

**CAPACITY AVAILABLE**  
**MANUFACTURER** of transformers up to 3kva, to R.C.S. 214, chokes, solenoids, etc., have capacity available and invite enquiries from manufacturers; small runs of electronic assembly also undertaken.—Avis & Baggs, Ltd., 11, Gosbrook Rd., Caversham, Reading. [1846]

**PATENTS**  
THE Proprietor of British Patent No. 634702 for "Screens for Cathode-Ray Tubes," desires to enter into agreement by way of Licence or otherwise on reasonable terms to ensure its full development and practical working in Great Britain.—Enquiries in the first instance should be addressed to A. A. Thornton & Co., Napier House, 24-27, High Holborn, London, W.C.1. [1872]

# ENGINEERS!

Whatever your age or experience, you must read "ENGINEERING OPPORTUNITIES." Full details of the easiest way to pass A.M.I.Mech.E., A.M.I.C.E. C. & G. (Electrical, etc.), General Cert., etc., on "NO PASS—NO FEE" terms and details of Courses in all branches of Engineering—Mechanical, Electrical, Civil, Auto., Aero., Radio, etc., Building etc. If you're earning less than £15 a week, tell us what interests you and write for your copy of "ENGINEERING OPPORTUNITIES" today—FREE



**BRITISH INSTITUTE OF ENGINEERING TECHNOLOGY**

THE  
**DESIGN AND DEVELOPMENT**  
of specialised equipment for  
Research and Industry.  
**DUN (electronics) & CO.,**  
17 Victoria Gardens, London, W.11. Park 6636

## GOODSELL LTD.

for High Fidelity Equipment  
40 GARDNER ST.,  
BRIGHTON, I  
Tel.: Brighton 26735.

# LOCKWOOD

makers of  
**Fine Cabinets**  
and woodwork of every description  
for the Radio and allied trades  
**LOCKWOOD & COMPANY**  
Lowlands Rd., Harrow Middlesex. Byron 3704

# HIGH STABILITY RESISTORS

We have a large stock of  
Trade enquiries invited: Marris & Cartin Ltd.,  
42 Brook Street, London, W.1. GRO. 5571.

## U.S. WAR SURPLUS WANTED


APR-4, APR-5, APR-1, ARC-3, etc.; TS-12, 13, 34, 35, 36, 45, 120, 146, 155, 173, 174, 175, 323 and other "TS" units, etc., particularly for the MICROWAVE REGION; also U.S. commercial laboratory equipment (General Radio, Ferris, etc.); special tubes such as 723A/B, 3C22, etc.; spare parts technical manuals; single units or large quantities.  
Sell direct to us, receive the full top price. Describe and price to:

**ENGINEERING ASSOCIATES**  
444 Patterson Road,  
Dayton 9, Ohio, U.S.A.

★  
**'Radiospares'**  
**Quality Parts**  
The  
**Service Engineer's**  
**First Choice**

## THE NEWEST TREPPANNING PARALEX adjustable FLY CUTTER

**PLS SQUARE TAPERED SHANK** for use in Carpenters Hand Brace. 17/-.  
**PLM 1 Morse Taper No. 1.** 20/-.  
**PLM 2** PL parallel shank 1 1/2" or 1 3/8" 16/-.  
**PLX parallel shank** 1 1/2" 21/-.



With 18% Tungsten Highspeed Toolbit.  
Send for illustrated leaflet to the Manufacturers:  
**LUDFRY LTD.**  
189, Wardour Street, London, W.1.  
Tel.: GERard 2291.

**OFFICE FURNITURE**

24 5ft x 2ft 9in steel, limo-topped desks, 42in high with 10in top shelf, for disposal, with 23 tubular steel chairs and two 2ft 6in x 2ft 9in steel desks.—Reply to Box 1030. [0041]

**PAINTS, CELLULOSE, ETC.**

PAINT spraying handcock 3/6, post free, cellulose and synthetic paints and all spraying requisites supplied: catalogue free.—Leonard Brooks, 55, Harold Wood, Romford, Essex. [0207]

**TECHNICAL TRAINING**

**CITY & Guilds** (Electrical, etc.) on "no pass no fee" terms; over 95% successes; for full details of modern courses in all branches of electrical technology send for our 144-page handbook—free and post free.—B.I.E.T. (Dept. 382A), 17, Stratford Place, London, W.1. [0117]

**INDUSTRY** needs trained men; send for free brochure giving details of our Home Study Courses in radio, television and all branches of electronics; we prepare students for the A.M.Brit.I.R.E. City and Guilds Telecommunications, R.T.E.B., and other professional examinations; train with the college backed by Britain's largest electronic industry.—Write to E.M.I. Institutes Postal Division, Dept. WW33, 43, Grove Park Rd., London, W.4 (Associated with H.M.V.). [0179]

**TUITION**

**NOTHING** succeeds like success! What we have done a thousand times we can do again for you—see the B.N.R.S. advt. page 144. [0172]

**WIRELESS** operating; attendance and postal courses.—Stamp for reply to Manager, The Wireless School, Manor Gdns., London, N.7. [5901]

**WIRELESS** telegraphy: Merchant Navy offers to youths 16 upwards after qualification lucrative positions as Radio Officers.—Apply British School of Telegraphy, 179, Clapham Rd., S.W.9 (Est. 1906). Recognised by Ministry of Education. Moderate fees. Modern equipment. Also postal courses in theory of Wireless Telegraphy for P.M.G. Certs. and Amateur Transmitting Licence. [0124]

**THE** Institute of Practical Radio Engineers have available home study courses in every phase of radio and television engineering, specialising in the practical training of apprentices in the retail trade; enrolments limited, fees moderate.—The Syllabus of Instructional Text may be obtained post free from the Secretary, I.P.R.E., Fairfield House, 20, Fairfield Rd., Crouch End, London, N.8. [0088]

**TUITION**

**FULL-TIME** courses for P.M.G. Certs C.G.L.I. Telecommunications, Radar Maintenance Cert. and B.Sc.(Eng.); prospectus free.—Technical College, Hull. [0111]

**SEE** the world.—Radio officers urgently required; we train most in shortest period; training fees payable after appointment secured; scholarships available; boarders accepted; 2d stamp for prospectus from Britain's leading college.—Wireless College, Colwyn Bay. [0012]

**A.M.I.Mech.E., A.M.Brit.I.R.E., City and A. Guilds, etc.**, on "no pass—no fee" terms; over 95% successes; for details of exams and courses in all branches of engineering, building, etc., write for 144-page handbook—free—B.I.E.T. (Dept. 387B), 17, Stratford Place, W.1. [0118]

**WIRELESS** Telegraphy.—Merchant Navy offers to youths 15½ upwards when qualified, lucrative positions as radio officers.—Apply British School of Telegraphy, Ltd., 179, Clapham Rd., London, S.W.9. Also postal courses in theory of wireless for P.M.G. Certificates, and Amateur Transmitting Licence. [0124]

**TUITION**

**FREE!** Brochure giving details of Home Study Training in Radio, Television, and all branches of Electronics. Courses for the hobby enthusiast or for those aiming at the A.M.Brit.I.R.E., City and Guilds Telecommunications, R.T.E.B., and other professional examinations; Train with the College operated by Britain's largest electronic organisation; moderate fees.—Write to E.M.I. Institutes, Postal Division, Dept. WW28, 43, Grove Park Rd., London, W.4. (Associated with H.M.V.) [0001]

**WORK WANTED**

**ELECTRONIC** eqpt. made to order, wiring, assy. contractors, prototypes developed.—R.A.E. Mfg. Co., 377, High Rd., London, N.2. [0219]

**ELECTRONIC** prototype, equipment wired to instructions, kits assembled; enquiries invited.—Smith, 51, Gibson Pl., Meir, Stoke-on-Trent, Staffs. [1808]

**PHOTOCOPIING**—24-hour service; plans, drawings printed, extracts on paper, linen, Whatman, Metal, Etc., Arduus Photos, Castletown, I.O.M. [1902]

**PRECISE** toroidal winding, filters, transducers, miniaturised assembly—general electronic prototype, winding, machining work desired by small versatile firm, on Govt. and foreign lists, A.I.D. pending.—Bel Sound Products Co., Marlborough Yard, Archway, N.19, Tel. Arc. 5078. [0183]

**BOOKS, INSTRUCTIONS, ETC.**

**"WIRELESS WORLD,"** 1943 to 1952, part bound; offers.—Lewin, 4, Ashley Close, Walton-on-Thames. 1862

**BOOKLETS** "How to Use Ex-Govt. Lenses and Prisms," Nos. 1 and 2, price 2/6 each; ex-Govt. optical lists free for s.a.e.—H. English, Rayleigh Rd., Hutton, Brentwood, Essex. [0181]

**I.P.R.E.** technical publications, 5,500 Alignment Peaks for Superheterodynes, 5/9, post free; data for constructing TV aerial strength meter, 7/6; sample copy "The Practical Radio Engineer," quarterly publication of the Institute 2/-; membership and examination data, 1/-.—Sec., I.P.R.E., 20, Fairfield Rd., London, N.8. [0089]

**BOOKS WANTED**

**URGENTLY** wanted, manuals of instruction books, data, etc., on American or British army, navy or air force radio and electrical equipment.—Harris & Gillow, 93, Wardour St., W.1. [1729]

**Remember**



**Poppy Day**

Introducing the:—

**TYANA TRIPLE THREE**

**SMALL**

**SOLDERING IRON**  
Complete with detachable  
BENCH STAND 19/6

The smallest high-power  
soldering iron. Length  
only 8½"; adjustable long  
bit dia. 3/16"; mains volt-  
ages 100/110, 200/220,  
230/50.

**THE  
STANDARD TYANA  
SOLDERING IRON**

Retails at 16/9

Replacement Elements and  
Bits for both types, always  
available.

**KENROY LIMITED**

152/297 UPPER ST., ISLINGTON,  
LONDON, N.1.

Telephone: Canonbury 4905-4663



VAR

*Symons*

synonymous with flexibility

VAR

	DESCRIPTION	SPECIALLY RECOMMENDED
VARNISHED FABRICS	Cotton Cloth, Silk, Nylon, Glass and "Terylene". Supplied in rolls 36" wide, or tapes of any width, straight cut or bias cut.	"Terylene"*** Combines high heat resistance with good electrical and mechanical strengths.
VARNISHED PAPERS	High grade electrical insulating papers in rolls 36" wide, or tapes of any width.	Thinner papers ideally suited for interleaving between layers.

\* The trade mark "Terylene" is the property of I.C.I. Ltd., and is the name given to a particular Polyester fibre.

For flexible insulating materials of consistent dependability—say Symons.

*H. D. Symons & Co. Ltd.*

PARK WORKS · KINGSTON HILL · SURREY

**POLYTHENE**

**H. F. EQUIPMENT**

(AMBYTHENE BRAND)

**COIL FORMERS  
CHOKES  
STAND-OFFS  
FEED-THROUGHS**


Send for particulars and Samples

**AMPLEX APPLIANCES (KENT) LTD.**

19 DARTMOUTH ROAD, HAYES, BROMLEY, KENT.  
(RAVensbourne 5531)

All export enquires to

ANTEX LTD., 3, TOWER HILL, LONDON, E.C.3



THE

**KEYSWITCH CO.**

Also Suppliers of

**UNISELECTORS — RELAYS  
P.O. EQUIPMENT — PLUGS — SOCKETS**

SEND ALL YOUR ENQUIRIES TO

191 KENSAL ROAD, LONDON, W.10  
LAD. 0666



# A MAJOR PROBLEM? **Skymasts**

BEADON GARAGE BEADON ROAD LONDON W.6 Telephone RIVERSIDE 1124

## INDEX TO ADVERTISERS

	PAGE		PAGE		PAGE
A.A. Tools	152	Galdins	155	Pearce, T. W.	146
A.B. Metal Products, Ltd.	90	Garland Bros.	130, 131	Phillips Control (G.B.) Ltd.	78
Acoustical Mfg. Co., Ltd.	23	Gardners Radio, Ltd.	34	Pitman, Sir Isaac, & Sons, Ltd.	153
Accola Products, Ltd.	48	Garrard Engineering & Mfg. Co., Ltd.		Post Radio Supplies	156
A.D.S. Relays, Ltd.	132	The	38	Pratts Radio	140
Advance Components, Ltd.	4, 39	Gee Bros. Radio, Ltd.	157	Premier Radio Co.	71, 72, 73
Aerialite, Ltd.	103	General Electric Co., Ltd.	16	Proops Bros., Ltd.	136
Aero Research, Ltd.	47	Glaser, L. & Co.	149	Pye, Ltd.	55
Aircraft Radio Industries, Inc.	138	Goodmans Industries, Ltd.	20, 65	Pye, W. G., & Co., Ltd.	46
Airmec, Ltd.	11	Goodsell, Ltd.	160	Quality Mart	145
Allen Components, Ltd.	100	Gramplan Reproducers, Ltd.	158	Quartz Crystal Co., Ltd.	150
Alpha Radio Supply Co., The	139	Gray, Arthur, Ltd.	3	Radio & Electrical Mart, The	140
Alham Radio Co.	79	Grundig (Gt. Britain), Ltd.	66	Radio Mail	155
Amplex Appliances (Kent), Ltd.	161	Hannay, L. F.	112	Radospares, Ltd.	160
Amplivox, Ltd.	74	Harris, H.	144	Radio Supply Co.	126, 127
Anders Electronics, Ltd.	159	Hatfield Instruments, Ltd.	54	Radio Traders, Ltd.	122
Antiference, Ltd.	100	Hayes Co., The	155	R.C. Services (Radio)	136
Antibox	60	Haynes Radio, Ltd.	156	Record Electrical Co., Ltd. The	70
Appointments Vacant	117, 142, 156, 159	Henley's, W. T., Telegraph Works Co., Ltd.	148	Radifon, Ltd.	70
Arcoelectric Switches, Ltd.	104	Henry's	141	Reliance Mfg. Co. (Southwark), Ltd.	148
Ariel Sound	158	Hivac, Ltd.	79, 102	Reproducers & Amplifiers, Ltd.	35
Armstrong Wireless & Television Co., Ltd.	147	Holley's Radio Stores	60	Robinson, F. C., & Partners, Ltd.	111
Ashdown, H.	44	Homelab Instruments	50	Roding Laboratories	112
Ashworth, H.	106	Household Electrix, Ltd.	36	Rogers Developments Co.	105
Automatic Coil Winder & Electrical Equip. Co., Ltd. The	52	Howorth, P.	156	Roja, Ceston, Ltd.	62
Automatic Telephone & Electric Co., Ltd.	6	Hunton, Ltd.	60	Rollet, H. & Co., Ltd.	154
A.W.F. Radio Products	132	H.P. Radio Services, Ltd.	134	Rothermel, R. A., Ltd.	2
Baird Television, Ltd.	19, 116	Iliffe Books	44	Rubber Bonders, Ltd.	61
Barker Natural Reproducers	147	Imhof, Alfred, Ltd.	34	Rudman, Darlington (Electronics), Ltd.	109
Bartons (Radio)	133	Industrial Factors, Ltd.	44	Rumbaken Electrical Products	152
Battery Chargers & Charging " (Iliffe)	115	"Introduction to Valves" (Iliffe)	132	Sa'ford Electrical Instruments, Ltd.	28
Belling & Lee, Ltd.	115	International Correspondence School, Ltd.	54	Sallis, A. T.	154
Bel Sound Products Co.	156	Jackson Radio Supplies	157	Samson's Surtplus Stores	107
Benson, W. A.	148	Kenroy, Ltd.	161	Sangamo Weston, Ltd.	94
Berry's (Short Wave), Ltd.	25	Kenton Laboratories, Ltd.	70	Savage Transformers, Ltd.	146
Birmingham Sound Reproducers, Ltd.	80	Keyswitch Co., The	161	Scharf, Erwin	66
B.K. Partners, Ltd.	48, 116	Kolectric, Ltd.	64	Scientific Book Club	36
Bradmatic, Ltd.	154	Koskie, B.	134	Service Radio Spares	140
Britann, Chas. (Radio), Ltd.	135	Labgear (Cambridge), Ltd.	74	Sherman's Supply Co.	153
British Communications Corp., Ltd.	30	Lasky's Radio	123, 124, 125	Sky-Masts	162
British Institute of Engineering Technology	157, 160	Leak, H. J., & Co., Ltd.	95	Smith, G. W. (Radio), Ltd.	138
British National Radio School	144	Lee Products (Gt. Britain), Ltd.	62	Smith, H. L. & Co., Ltd.	150
British Physical Laboratories	64, 68	Leavers-Rich Equipment, Ltd.	116	Smith, W. H., & Son, Ltd.	56
British Sarazol Ltd.	142	Lewis Radio Co.	114	Southern Laboratory Instruments, Ltd.	107
Brookes Crystals, Ltd.	52	Livingston Laboratories, Ltd.	116	Sound Sales, Ltd.	94
Brown, S. G., Ltd.	56	Lockwood & Co.	160	Southern Radio Supply, Ltd.	154
Bulgin, A. F. & Co., Ltd.	57, 58	London Central Radio Stores	159	Spencer-West	78
Bull, J. & Sons	75	Lowther Mfg. Co.	110	Standard Telephones & Cables, Ltd.	83, 88
Bullers, Ltd.	110	L.R. Supply Company, Ltd.	101	Star Metal Plate Works	88
Candler System Co.	154	Ludfry, Ltd.	160	Star Radio, Ltd.	119, 120
Chaffey Cabinet Co. The	158	Lyons Radio, Ltd.	160	Stratton & Co., Ltd.	111
Champion Products	144	Magnetic & Electrical Alloys, Ltd.	40	Sugden, A. R., & Co. (Engineers), Ltd.	68
Chapman, C. T. (Reproducers), Ltd.	145	Magnetic Coatings, Ltd.	115	Supacols	104
Chassy Bros. (Pvt.), Ltd.	114	Mall Order Supply Co.	13, 14, 15	Sutton Coldfield Electrical Engineers	158
Cinema Television Ltd.	58	Marconi Instruments, Ltd.	26	Symons, H. D., Ltd.	161
City & Rural Radio	110	Marconi Wireless Telegraph Co., Ltd.	87, 89	Szymanski, S.	78
City Sale & Exchange, Ltd.	108	Marris & Cartin, Ltd.	160	Tannoy Products, Ltd.	150
Classic Electrical Co., Ltd.	76, 77	Martin, J. H.	158	Taylor Electrical Instruments, Ltd.	16
Clydesdale Supply Co., Ltd.	128, 129	McDermott, H. R.	156	Taylor Tunniffitt & Co., Ltd.	107
Cohen, D.	113	McElroy-Adams Mfg. Group, Ltd.	54, 138	Telecraft, Ltd.	40, 156
Cosmocord, Ltd.	84	McMurdo Instrument Co., Ltd. The	50	Telegraph Condenser Co., Ltd.	Cover III
Cossor, A. C., Ltd.	9	Measuring Instruments (Pullin), Ltd.	42	Telegraph Construction & Maintenance Co., Ltd.	57
Coventry Radio	158	Miers, N., & Co., Ltd.	106	Telemechanics, Ltd.	49, 114
Davies, A., & Co.	156	Minnesota Mining & Mfg. Co., Ltd.	117	Teleonics (Communications), Ltd.	58
Davis, Jack (Relays), Ltd.	140	Modern Book Co.	142, 152	Tele-Radio (1943), Ltd.	46, 150
Direct T.V. Replacements	106	Modern Electrics, Ltd.	102	Transformer Supply Co., The	102
Donohoe's (Timers)	154	Modern Techniques	68	Transradio, Ltd.	56, 64
Drayton Regulator & Instrument Co., Ltd.	10	Morley Transformers	152	Trix Electrical Co., Ltd.	Edit. 55, 55
Dubiller Condenser Co. (1925), Ltd.	10	M.R. Supplies, Ltd.	78	T.R.S. Radio	160
Duke & Co.	149	M.S. Recording Co., Ltd.	37	Trusound, Ltd.	51
Dulci Co., Ltd. The	151	Mullard, Ltd.	3, 12, 63, 82	Truvox, Ltd.	107
Dun (Electronics) & Co.	160	Multicoe Solders, Ltd.	Cover IV	Uncles, Bliss & Co., Ltd.	32
Esco Electrical, Ltd.	158	Nagard, Ltd.	105	Universal Electrical Instruments Corpn.	118
Edison Swan Electrical Co., Ltd.	Cover II, 53, 89	Neo Electrical Industries, Ltd.	105	Universal Electronics	136
Egen Electric, Ltd.	103	Nera of England, Ltd.	43	Universal Engineering Co.	34
Electradix Radios	152	Newman, J. & S., Ltd.	46	Valley Radio	74
Electrical Instrument Repair Service, The	154	Northern Radio Services	43	Valradio, Ltd.	108
Electro Acoustic Developments	148	Northern Transformer Co.	150	Vanner Accumulators, Ltd.	108
Electro Acoustic Industries, Ltd.	45	N.S.F., Ltd.	24	V.E.S. Wholesale Services, Ltd.	134
Electro Technical Assemblies	108	Nusound Products	149	Vitavox Ltd.	106
Electro-Winds, Ltd.	113	Nu-Swift, Ltd.	149	Vortexion, Ltd.	91
Electronic Instruments, Ltd.	113	Oddie Bradbury & Cull, Ltd.	159	Waterloo Radio	156
Electronic Precision Equipment	96, 97, 98, 99	Oryx Laboratories	63	Wayne Kerr Laboratories, Ltd., The	21
E.M.G. Handmade Gramophones, Ltd.	146	Osborn Radio Products, Ltd.	69	Whiteley Electrical Radio Co., Ltd.	31
E.M.I. Institutes	17, 50, 83	Oxley Developments Co., Ltd.	151	Westinghouse Brake & Signal Co., Ltd.	113
E.M.I. Sales & Service, Ltd.	86	Painton & Co., Ltd.	1	Weymouth Radio Mfg. Co., Ltd. The	42
Engineering Associates	160	Panda Radio Co.	52	Wharfedale Wireless Works	116
English Electric Co., Ltd., The	41	Parker, A. B.	52	Whitmore, A. J. (Aeradio), Ltd.	38, 116
Entonhven Solders, Ltd.	5	Parker, D. W.	157	Wico Electronics	146
Etal Tool Co. (Leicester), Ltd.	82	Parneko, Ltd.	62	Wilkinson, L.	138
Ever Ready Co. (Gt. Britain), Ltd.	44	Parsons, W. F., & Co., Ltd.	159	Willisden Transformer Co., Ltd.	109
Fluxite, Ltd.	144	Partridge Transformers, Ltd.	143	Winter Trading Co., Ltd.	154
Foyle W. & G., Ltd.	140	P.C.A. Radio	122	Woden Transformer Co., Ltd.	43
Franks, H.	151			Wright & Weaire, Ltd.	7
Frith Radiocraft, Ltd.	86			Young, C. H.	122

Printed in Great Britain for the Publishers, LIEFF & SONS LTD., Dorset House, Stamford St., London, S.E.1, by CORNWALL PRESS LTD., Paris Garden, London, S.E.1. Wireless World can be obtained abroad from the following: AUSTRALIA AND NEW ZEALAND: Gordon & Gotch, Ltd. INDIA: A. H. Wheeler & Co. CANADA: The Wm. Dawson Subscription Service Ltd.; Gordon & Gotch, Ltd. SOUTH AFRICA: Central News Agency, Ltd., William Dawson & Sons (S.A.), Ltd. UNITED STATES: The International News Co.

# 'VISCONOL' CATHODRAY

**FOCUS ON  
LEADERSHIP**



## The utmost for the highest

The increasingly high voltages encountered in television receivers and allied equipment demand outstanding features in condenser design to ensure dependability and long service life.

The 'Visconol' process—exclusive to T.C.C.—gives maximum stability to the dielectric and enables it to withstand sharp-front, short-time surges. The leakage-path between high and low potential terminals is the maximum possible and flash-over is virtually eliminated.

The fact that T.C.C. 'Visconol' Cathodray condensers are consistently used in leading equipments is indisputable proof that in every respect they are completely reliable under the most stringent conditions of operation.

SPECIALISTS  
IN  
CONDENSERS  
SINCE 1906

Max. Work'g Voltages (at 60°C)	Cap. in µF	T.C.C. Type No.	Max. Height above Chassis	Max. Diam.	Mounting Stud Diameter	List Price Each
6000	0.001	CP55QO	2 <sup>5</sup> / <sub>16</sub> "	<sup>3</sup> / <sub>4</sub> "	2 B.A.	6/-
6000	0.01	CP56QO	2 <sup>9</sup> / <sub>16</sub> "	1 <sup>1</sup> / <sub>4</sub> "	0 B.A.	10/-
7000	0.1	CP58QO	5 <sup>3</sup> / <sub>8</sub> "	2"	<sup>3</sup> / <sub>8</sub> " Whit.	20/-
12500	0.0005	CP56VO	2 <sup>9</sup> / <sub>16</sub> "	1 <sup>1</sup> / <sub>4</sub> "	0 B.A.	10/-
12500	0.001	CP56VO	2 <sup>9</sup> / <sub>16</sub> "	1 <sup>1</sup> / <sub>4</sub> "	0 B.A.	10/-
15000	0.0005	CP56WO	2 <sup>9</sup> / <sub>16</sub> "	1 <sup>1</sup> / <sub>4</sub> "	0 B.A.	10/-
15000	0.001	CP56WO	2 <sup>9</sup> / <sub>16</sub> "	1 <sup>1</sup> / <sub>4</sub> "	0 B.A.	10/-
18000	0.002	CP57XO	5 <sup>3</sup> / <sub>8</sub> "	1 <sup>3</sup> / <sub>4</sub> "	<sup>3</sup> / <sub>8</sub> " Whit.	18/-
25000	0.001	CP57HOO	5 <sup>3</sup> / <sub>8</sub> "	1 <sup>3</sup> / <sub>4</sub> "	<sup>3</sup> / <sub>8</sub> " Whit.	18/-
75000	0.0005	CP59ROO	6"	2 <sup>7</sup> / <sub>8</sub> "	<sup>3</sup> / <sub>8</sub> " Whit.	35/-

DETAILS OF COMPLETE RANGE AVAILABLE ON REQUEST



**THE TELEGRAPH CONDENSER CO. LTD**

RADIO DIVISION

NORTH ACTON • LONDON • W.3 • Telephone: ACORN 0061





## For Television in U.S.A...

The DuMont television factory at Newark insists on British-made ERSIN MULTICORE — despite import duty and freight charges.



## Radio in Australia...

The Sydney factory of Amalgamated Wireless (Australia) Ltd. use ERSIN MULTICORE exclusively.



## Telephones in Switzerland...

Millions of joints in Swiss automatic exchange equipment are soldered *unfailingly* with ERSIN MULTICORE.



## Electronic Components in Greece...

H. Karayannis & Co., leading electronic distributors, know that their complex equipment depends upon sound joints soldered with ERSIN MULTICORE.



... wherever solder is used, leading manufacturers rely on  
**ERSIN MULTICORE SOLDER**

All over the globe, and for all types of equipment, ERSIN MULTICORE holds the lead as the finest and most reliable cored solder. The world's manufacturers know that they can depend on ERSIN MULTICORE because the same high standards have been maintained for over 14 years. And this consistency means economy in production costs. The 3 cores of extra-active, non-corrosive Ersin Flux ensure fast, efficient soldering and prevent "dry" or H.R. joints—in any climate. Manufacturers with any soldering problem are invited to write for technical literature, samples and bulk prices.

**RADIO & T.V. SERVICE  
 ENGINEER'S 1 LB. REEL**  
 containing 167 feet of 18  
 S.W.G. Ersin Multicore  
 Solder. Cat. Ref. R. 5018.  
 15/- (subject).



**SIZE 1 CARTONS 5/- (SUBJECT)**  
 available in 4 specifications.



Catalogue Ref. No.	Alloy Tin/Lead	S.W.G.	Approx. length per carton
C 16014	60/40	14	21 feet
C 16018	60/40	18	55 feet
C 14013	40/60	13	19 feet
C 14016	40/60	16	38 feet

**MULTICORE SOLDERS LTD., MULTICORE WORKS, HEMEL HEMPSTEAD, HERTS. BOXMOOR 3636**