


Improving FM Unit
IMPROVING FM UNIT

Wireless World

SEPTEMBER 1953

TWO SHILLINGS




RADIO, TELEVISION AND ELECTRONICS

EDISWAN

Stabilised Power Supply Units

Staffs of Electrical and Electronic Laboratories and Test Rooms frequently design and construct their own units for supplying stabilised D.C. power; but for most general needs it is cheaper and more satisfactory to purchase an

Ediswan Unit. Type R.1095 covers the range 120-250 volts, and type R.1103 250-400 volts. Both units work from A.C. mains supply and are designed for standard 19" rack mounting or for bench use. Meters are included.



PRICES

R.1095 £27 - 10 - 0

R.1103 £57 - 0 - 0

Full details on request

BRIEF SPECIFICATIONS

Type R.1095

Input.	200-250 volts, 40-100 c.p.s.
Output.	High stability, D.C. output 120-250 volts at 0-50 mA and an unregulated 6.3v. A.C. 3 amp. heater supply.
Stability.	A 10v. change in mains input results in an output change of less than 0.15 volts. A change from zero to full load results in an output change of less than 0.15 volts.
Output Resistance.	Less than 2 ohms.
Ripple.	Approximately 2mV R.M.S.
Output Circuits:	All circuits isolated from earth. Heater supply can be operated at up to 500 volts from earth.
Mounting.	The unit is designed for standard rack mounting or for bench use. Plated bench stands are available if required.

Type R.1103

Input.	200-250 volts, 40-100 c.p.s.
Output.	High stability, D.C. output 250-400 volts, adjustable in three ranges. Maximum load is 200 mA up to 350 volts and 150 mA from 350 volts to 400 volts. In addition two unregulated 6.3 volt A.C. heater supplies are provided.
Stability.	A 10 volt change in mains input voltage results in an output change of less than 0.15 volts. A change from zero to full-loads results in an output change of less than 0.4 volts.
Output Resistance.	Less than 4 ohms.
Ripple.	Approximately 5mV R.M.S.
Output Circuits:	All circuits isolated from earth. Heater supply can be operated at up to 500 volts from earth.
Mounting.	The unit is designed for standard rack mounting, or bench use.

Illustration shows Ediswan Stabilised Power Supply Units, type R.1095 and R.1103, rack mounted.

Wireless World

RADIO, TELEVISION
AND ELECTRONICS

43rd YEAR OF PUBLICATION

Managing Editor: HUGH S. POCOCK, M.I.E.E.

Editor: H. F. SMITH

SEPTEMBER 1953

In This Issue

EDITORIAL COMMENT	391
WIDE-BAND V.H.F. PANORAMIC RECEIVER. By <i>J. B. Lovell Foot</i>	392
C.C.I.R. LONDON MEETING	396
20TH NATIONAL RADIO EXHIBITION	397
ELECTRONICS IN MEDICINE	407
PORTABLE MAGNETIC RECORDER	409
WORLD OF WIRELESS	412
LETTERS TO THE EDITOR	415
VALVES FOR MICROWAVES—1. By " <i>Cathode Ray</i> "	417
INTERNATIONAL MONITORING By <i>J. Treeby Dickinson</i>	422
PORTABLE ALUMINIUM MAST	424
METER OVERLOAD PROTECTION. By <i>J. de Gruchy</i>	425
IMPROVING THE F.M. FEEDER UNIT. By <i>S. W. Amos and G. G. Johnstone</i>	428
SIMPLE DISTORTION METER. By <i>V. J. Tyler</i>	431
PACKAGED CIRCUITS. By <i>Michael Lorant</i>	433
TRANSISTORS—8. By <i>Thomas Roddam</i>	435
SIMPLIFIED CALCULATIONS. By <i>Francis Oakes</i>	439
MANUFACTURERS' PRODUCTS	441
RANDOM RADIATIONS. By " <i>Diallist</i> "	442
UNBIASED. By " <i>Free Grid</i> "	444

PUBLISHED MONTHLY (last Tuesday of preceding month) by ILIFFE & SONS LTD., Dorset House, Stamford Street, London, S.E.1. Telephone: Waterloo 3333 (60 lines). Telegrams: "Ethaworld, Sedist, London." Annual Subscription: Home and Overseas, £1 7s. 0d. U.S.A. \$4.50. Canada \$4.00. BRANCH OFFICES: Birmingham: King Edward House, New Street, 2. Coventry: 8-10 Corporation Street. Glasgow: 26B Renfield Street, C.2. Manchester: 260, Deansgate, 3.

Wireless World

SEPTEMBER 1953

VOL. LIX No. 9

Two Bites at a Cherry

IN last month's *Wireless World* we suggested (with some diffidence and with all due deference to the recently published findings of the Television Advisory Committee) that it might be a good thing to abandon all idea of using Band 3 (174-216 Mc/s) for television in this country. The band is at present largely occupied by other services and it is doubtful whether it could be entirely cleared. We argued that, sooner or later, television was bound to go to the higher frequencies; why not pass to them at once, and avoid making two bites at a cherry? The existence of a handful of stations operating in Band 3, and giving much less than nation-wide coverage, would be a grave embarrassment to producers and distributors of receivers. To pass direct to Band 4 (470-585 Mc/s) seemed to us to be much more orderly, economic and, in the long run, likely to lead to more rapid development of the art.

We have been surprised by the amount of support given to a suggestion put forward so tentatively. One of the strongest arguments put before us is that competitive television, in the proper sense of the term, cannot come into being without a large number of competing stations—a larger number than could be accommodated in Band 3, even if the whole of it could be freed. And the chances of freeing it seem rather remote. According to a statement in Parliament by the Assistant Postmaster-General, there are at present some 1,680 fixed and mobile stations at the lower end of the band, while aeronautical navigational aids occupy the upper end from 200 to 216 Mc/s. Other services within the band, including P.O. telephone links, B.B.C. outside-broadcast links and 75 short-term experimental stations, could be rather more easily moved, though time would be needed for changes. The Asst. P.M.G. has, indeed, spoken of clearing the band gradually "over a period of years."

This statement seems to dispel all hopes that effective and worth-while use can be made of Band 3 in the immediate future. It also serves as an answer to a critic of our proposal who urges that the relinquishing of Band 3 would mean intolerable delay

in the introduction of an alternative television service. Admittedly, in the present state of the art the industry is not ready to make mass-production receivers for Bands 4 or 5, but it is well on the way towards being able to do so. Indeed, if the industry has a clear-cut objective on which to concentrate, it is likely to be able to produce sets for the higher frequencies long before Band 3 can be freed.


Another indirect argument against making use of the two channels that are at present available in Band 3 was provided by another statement of the Asst. P.M.G. in Parliament. He said that the B.B.C. now believe their plan for virtually complete coverage of the country with a single programme can be completed without going outside the present television Band 1. That, of course, avoids an undesirable complication in receivers designed for use in the immediate future.

Mobile radio, an increasingly important branch of our art, must also be considered. The question of displacing those mobile stations already operating in Band 3 is a thorny one. Instead of doing that, there is much to be said in favour of allocating even more channels in the band to "business radio" and other mobile services.

Perhaps the strongest argument against using Band 3 for television is that it might call for the use of receivers or converters for three bands. That would be an expensive complication which the viewing public could not be expected to tolerate.

Radio on Parade

THE trend towards television at the forthcoming National Radio Exhibition will be more marked than last year. For the first time, the number of exhibitors of television receivers will exceed those of sound-only sets. The Show, which opens on September 2, will be predominantly of equipment for the home, with sound recorders as runners-up to radio gear proper. Very wisely, however, the organizers are increasing their efforts to show the public that there is more in radio than broadcasting.



SPECIFICATION

Signal-frequency range : 80-220 Mc/s.
Sensitivity : 4 μ V. at 80 Mc/s; 10 μ V. at 220 Mc/s for twice the peak amplitude of internal noise.
Scanning ranges : 0-10 Mc/s; 0-2 Mc/s; 0-0.4 Mc/s.
Stability : 0.25 Mc/s after the first 15 mins.
Resolution : About 150 kc/s for 10 Mc/s sweep.
 30 " " 2 Mc/s "
 15 " " 0.4 Mc/s "
Scanning system : Electronic.
Repetition rate : 25 per sec.
Input impedance : 71 Ω unbalanced.
 Frequency marker signals spaced 2 Mc/s or 10 Mc/s are provided.
 Provision is made for the connection of headphones.

Wide-Band V.H.F. Panoramic Receiver

By J. B. LOVELL FOOT, A.M.I.E.E.*

Zero Beat Method of Producing Indicating Pulses

A PANORAMIC receiver provides a visual display on a cathode-ray tube of the signals that are present in a given frequency band. The signals are usually represented by vertical pulses on a base-line representing frequency. The display is produced by automatically swinging the tuning of the receiver over the band of frequency in synchronism with the scanning of the cathode-ray tube. The repetition rate is preferably higher than the persistence of vision so that a picture free from flicker is obtained.

Receivers of this type are often used in the field of radio communication for monitoring radio stations, or for search purposes.

There are so many measurements which can be carried out more quickly on a panoramic display than by other methods, that it is surprising that such a receiver is not more often included in the general equipment of a radio laboratory.

A few of the many possible applications are as follows :—

To facilitate the rapid frequency calibration and testing of oscillators, for example in the production of standard signal generators or of frequency converters for receivers. For this work a panoramic display can be used to show oscillator drift, frequency modulation, harmonic or spurious radiations, sideband radiations or variations of signal amplitude. It can also be used to measure the effectiveness of screening, or for the location and investigation of radio interference.

With the exception of certain specialized equipments, most panoramic displays described in the past have been designed as additional units for use with existing communication receivers. These convert the

receiver circuit to that of a double superheterodyne by adding a sweeping oscillator as frequency converter at the input. The output is taken from a suitable point in the receiver (usually after the output from the i.f. amplifier) and is made to deflect the trace of a cathode-ray tube.

Such instruments often suffer serious disadvantages; there is a limitation of the bandwidth that can be scanned, and a wide variation in sensitivity over the band under examination. In addition, the application of the double superheterodyne principle for the receiver system has given rise to spurious responses which confuse the displayed picture.

For a panoramic receiver to be of greatest value it must be free from these defects. It should have a high sensitivity and provide the best resolution compatible with the high rate of frequency scanning (in Mc/s/s). For convenience the scanning range should be adjustable without changing the frequency on which the receiver is centred, and the scanning range should be adjustable down to zero with facilities provided for listening to modulated signals. Signals of known frequency should be made available for comparison purposes at intervals throughout the band.

The photograph at the head of this article shows a commercial form of receiver which was designed with these requirements in mind. Here the double superheterodyne principle has been retained, but unlike the system just described the second local oscillator has been made the sweeping oscillator. Spurious responses have been eliminated, except when the receiver is badly overloaded by strong signals. This

*Research Laboratories, The General Electric Company.

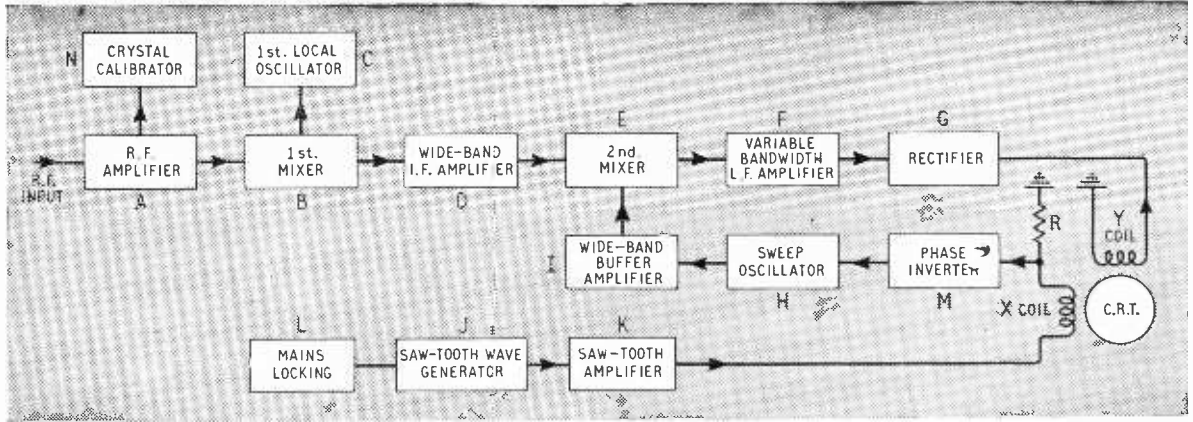


Fig. 1. Block diagram of panoramic receiver.

was done by carefully choosing the frequencies of the various sections to minimize the number and strength of unwanted internally produced signals falling within the r.f. and i.f. bands. Harmonic frequencies of the sweeping oscillator that cannot be entirely avoided are prevented by screening from causing trouble.

Principle of Operation.—Fig. 1 shows a block diagram of the general arrangement. The first local oscillator C determines the mean frequency of operation and the second local oscillator H determines the sweep bandwidth. A received signal in the band under examination is first amplified by a broad-band r.f. amplifier A. This feeds a first mixer B where the signal is converted to an i.f. by mixing with output from C. The signal after amplification in a wide-band i.f. amplifier D is then converted by mixing with the output from the frequency-modulated sweep oscillator H to produce a second i.f. at the second mixer E. This is a swinging frequency from which a narrow band is selected by the amplifier F. The width of the pass band of this amplifier determines the width of the displayed pulse. For obtaining the highest resolution this should be adjustable so that the narrowest width consistent with the rate of frequency scanning can be used.

Turning now to the requirements of the second frequency converter a problem arises in the choice of frequency for the second i.f. amplifier and a sweep oscillator. If the frequency of the second i.f. is high we shall have difficulty in making filters of a sufficiently narrow bandwidth for shaping the pulse. On the other hand, if the frequency is not considerably higher than the maximum bandwidth to be scanned there will be insufficient attenuation outside the pass band of the first i.f. amplifier to prevent second-channel break-through.

This difficulty was avoided by sweeping the second local oscillator frequency through the same band as that covered by the first i.f. amplifier, so that beats of low frequency are provided as the oscillator sweeps across the converted signal frequencies. This produces a zero beat condition for each signal, rising in frequency on both sides. If we now limit the upper and lower beat frequency range by a selection of simple filters included in the i.f. amplifier F we can easily produce a controllable pulse width. The precise shape of this pulse, after rectification at G, will depend on the frequency response of the amplifier as

a whole, but will be of the double form shown expanded in Fig. 2(a). A smoothing capacitor after the rectifier combines the double pulse shape to form a single pulse. It is desirable to limit the beats of very low frequency since they give rise to variation of pulse amplitude in successive displays.

The second mixer must not produce a low-frequency output from a signal except when mixing takes place with the sweep oscillator, otherwise any modulated signal within the band under examination would produce a deflection of the cathode-ray tube trace over the whole band. To prevent such an effect a balanced mixer is used. The circuit employed is shown in Fig. 3, and consists of four germanium crystals forming a ring. The signals are applied from the i.f. amplifier to a bandpass circuit which is coupled to the diode ring and no output is produced across the i.f. output terminals in the absence of signal from the sweep oscillator. The sweep oscillator produces a voltage across the diodes which is large compared with any of the signal voltages.

R.F. Amplifier and First Local Oscillator.—A type EF95 valve is employed as an r.f. amplifier; this operates over a frequency band of 80-220 Mc/s.

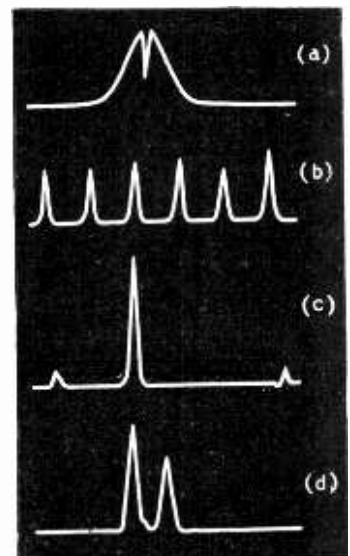


Fig. 2. (a) Expanded pulse, showing dip at zero beat, (b) 10-Mc/s sweep, crystal calibrator markers spaced by 2 Mc/s. (c) 2-Mc/s sweep showing 100 μ V signal between two marker signals spaced by 2 Mc/s. (d) 400 kc/s sweep, crystal calibrator marker and signal spaced by 50 kc/s.

Tuning is carried out by a ganged variable inductor, which has a spiral scale of about 5ft in length and is calibrated directly in frequency. Three sections of the tuner are associated with the r.f. amplifier and a fourth provides the control for the first local oscillator. The oscillator valve is a type A1714 and operates at a frequency 60 Mc/s higher than the signal-frequency circuits.

The signal and oscillator frequencies are both applied to the grid of an EF95 valve where mixing takes place, and an i.f. in the band 55-65 Mc/s is produced.

Wide-band I.F. Amplifier.—This consists of five stages using type Z77 valves. Tuning is carried out in the valve anode circuits by coils fitted with adjustable brass cores. The amplifier is stagger-tuned to produce a bandwidth of about ± 6 Mc/s. The bandwidth is obtained by tuning alternate coils to the high- and low-frequency ends respectively. The fifth circuit is tuned near the middle of the band.

The Sweep Oscillator.—Scanning could be carried out either mechanically or electrically. A small motor has often been used to vary either L or C of the frequency-determining circuit of the oscillator. This is a particularly useful method when a very high ratio of frequency change to mean frequency is required. In the present case the ability to change the scanning range without appreciable change of centre frequency is important. As the centre frequency is 60 Mc/s,

the percentage change of frequency is not very great, and the required range of ± 5 Mc/s can be obtained electrically without great difficulty. The circuit employed is the phase-shift oscillator shown in Fig. 4. This consists of an amplifier and three cathode followers arranged in a closed ring. The cathode followers feed into capacitive loads, formed mainly by the valve interelectrode capacities shown dotted in the diagram. Oscillation occurs at the frequency at which there is a total phase shift around the ring of 360 degrees, provided that the gain is greater than unity. Variation of the voltage applied to the grids of the cathode followers changes the g_m of the valves, and a phase shift occurs. Since the total phase change must equal 360 deg, a change of frequency takes place to restore the required condition.

Output is taken from the first cathode follower in the ring sequence at a very low level, and drives a wide-band "buffer" amplifier (I in Fig. 1) for feeding to the mixer. This amplifies the signal to the required level and prevents frequency-pulling by strong signals near the zero beat condition. The relationship between oscillator frequency and voltage applied to the grids of the cathode followers in the oscillator is not quite linear, but this is corrected as described later.

Low-frequency Amplifier and Rectifier.—This amplifier is fed from the second mixer and consists of three stages employing type Z77 valves. A gain control is provided between the first and second stages. The bandwidth is controlled in three steps by a switch mechanically coupled to the sweep range switch, so that the narrowest band is selected for the narrowest sweep. Three widths are provided, the widest being the normal amplifier bandwidth and the other two are produced by the inclusion of RC filters between the second and third valves.

A transformer with a push-pull output couples the amplifier to a pair of diodes where the output is formed into a pulse for deflecting the cathode-ray tube. A capacitor is introduced across the output of the diodes for removing higher frequency components and the dip at zero beat, thus providing a pulse of smoother appearance on the display.

C.R.T. and "X" Deflection Circuits.—It was decided, for reasons of circuit simplicity, to employ a magnetically deflected c.r.t. This also has other minor advantages compared with the corresponding electrostatic tube. A 6in screen was considered to be the most suitable size, as this leads to a portable instrument

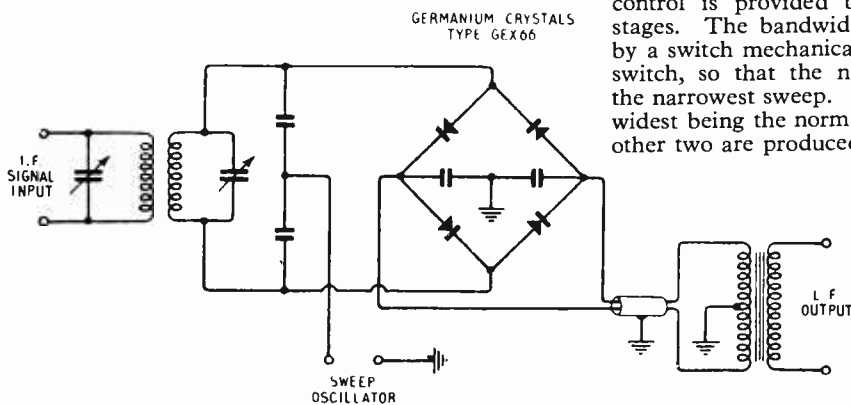
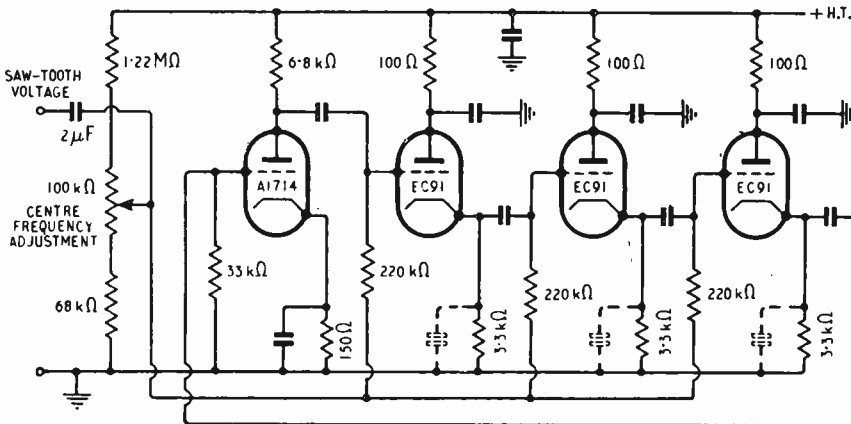


Fig. 3. Circuit diagram of balanced second mixer circuit.

Fig. 4. Circuit diagram of frequency-modulated oscillator.



and still provides a trace that can be viewed by the operator at a convenient distance. A saw-toothed waveform generator, J in Fig. 1, driving an amplifier K, produces the current for deflecting the base line of the c.r.t. and for controlling the frequency of the sweep oscillator. This operates at a repetition rate of 25 per sec., which is the lowest frequency that can be used without introducing appreciable flicker, and is locked by a circuit L to alternate cycles of the a.c. mains. Locking prevents instability of the viewed pulse due to beats between the saw-tooth generator and any stray magnetic field from mains transformers.

The c.r.t. trace is blacked out during the flyback period by a pulse of voltage produced from the amplifier. The voltage for controlling the sweep oscillator is provided by the p.d. across a resistance R connected in series with the "X" deflection coil. This gives accurate synchronization and makes the linearity of the trace independent of changes in the saw-toothed waveform. The frequency linearity of the trace has been improved as follows: The saw-toothed voltage waveform for the control of the sweep oscillator is changed in phase by 180 deg. by means of a negative-feedback amplifier M. The waveform is then shaped by the coupling circuit which has a suitable time constant, so that a shape roughly compensating for oscillator non-linearity is obtained. This voltage is fed to the sweep oscillator, instead of the original voltage.

Crystal Calibrator.—A crystal calibrator N is built into the equipment. This provides a spectrum of harmonics over the entire signal frequency range. The spacing of the harmonic frequencies is equal to the crystal frequency and is useful when,

- (a) setting the mean frequency of the sweep oscillator.
- (b) checking the frequency calibrations of the first local oscillator.
- (c) marker signals of known frequency are required on the display.
- (d) adjusting the receiver to give a "flat" frequency output response over the band under examination.

Normally a 2-Mc/s crystal is used to provide marker signals, but by operation of a push-button switch, markers spaced by 10 Mc/s are provided. This allows the positive identification of the 2-Mc/s spaced signals which are multiples of 10 Mc/s.

Because the crystal harmonics are injected into the first tuned circuit of the receiver, these give an immediate indication of the overall sensitivity of the set and of the uniformity of gain over the band under examination. This latter can be adjusted by an r.f. trimmer controlled from the front panel.

The level of the signals produced by the crystal oscillator is too low to produce appreciable radiation when the receiver is connected to an aerial.

General Construction.—The equipment is constructed in three parts: the receiver, the c.r.t. display unit and the power unit. The power unit is mounted on the baseplate of a carrying case, and the receiver and c.r.t. sections, which slide into the case on guide rails, are secured by screw on the front panels. A detachable cover to protect the controls is fitted over the front of the set. Interconnection between the sections is by plugs and sockets.

The power supply required is a.c., 50-60 c/s, and a series voltage-regulator valve maintains a constant h.t. voltage on the receiver. A small fan ventilates the containing case.

Additional Facilities.—As an alternative to the panoramic display, the receiver can be used for listening to modulated signals and a telephone jack provides the connection for this purpose. The change-over is effected by setting the sweep oscillator range to zero on the bandspread control, and switching out the filter in the l.f. amplifier. If the receiver tuning is then set in a slightly "off tune" condition a second i.f. of, say, 30 kc/s will be produced in the l.f. amplifier, and normal detection takes place in the rectifier. For the identification of signals picked up while scanning over a wide band, it is convenient to reduce the scanning range to zero, keeping the signal in the middle of the c.r.t. trace with the tuner, and finally to listen to the modulation. This operation can be carried out in a few seconds without losing the signal.

REFERENCES

- Thomasson, D. W., "The Principles and Practice of Panoramic Display," *J. Brit. I.R.E.*, VIII, 171, 1948.
 Cormack, A., "Wide-range Variable Frequency Oscillator," *Wireless Engineer*, September, 1951.
 Crompton, E. W., "A V.H.F. Multi-band Panoramic Receiver," *Electronic Engineering*, November, 1952.
 British Patent Application No. 19487/51.

ELECTRICAL CONTACT PROBLEMS

THE making, maintenance and breaking of circuits carrying current is of such fundamental importance that people concerned with electricity must early acquire a rule-of-thumb working knowledge of materials suitable for switch contacts, and the conditions which influence arcing and cause deterioration of the contact surfaces. An extensive literature has accumulated on the subject, mostly dealing with specialized applications, which makes it difficult for the designer to find reliable basic principles.

To remedy this state of affairs, Prof. F. Llewellyn Jones has prepared a report* which presents a critical review of rival theories, establishes a coherent picture of basic principles, and suggests directions in which research might most profitably be extended.

The pamphlet, which will be invaluable to the specialist, contains much of interest for a general reader. For instance, it is surprising to learn that in the microscopic bridges conducting current between the salient irregularities of the contact surface, temperatures are so high that it is the boiling point which determines the suitability of a contact metal. They all melt locally, and, due to the Thomson† effect and the reversal of temperature gradient across the bridge, the highest temperature is biased away from the centre. When the bridge is ruptured more material usually adheres to the cathode contact, and photographs of this typical "pip and crater" wear, as well as photomicrographs of actual molten bridges are included.

Not all damage results during the "break" and at the instant before "make," when the contacts are about 2×10^{-8} cm apart, the electrostatic forces of attraction, when the potential difference is only 1 volt, may exceed the yield stress of the material and pull off particles. There is also an electron discharge before contact, which impinges on the anode contact and can cause pitting as well as a rise in temperature relative to the cathode contact.

Theoretical as well as experimental evidence is produced in support of these and other interesting views of contact phenomena. The report concludes with a 79-item bibliography and a good index.

* Radio Research Special Report No. 24, "Fundamental Processes of Electrical Contact Phenomena," published by Her Majesty's Stationery Office, price 3s.

† E.M.F. due to a temperature gradient in a metal; conversely, heating or cooling, depending on direction of current, relative to temperature gradient.

C.C.I.R. London Meeting

FOR the first time a Plenary Assembly of the C.C.I.R. (Comité Consultatif International des Radiocommunications) will be meeting in London in September. There will be over 300 participants, representing about 50 countries, at this seventh plenary assembly, which will be opened by the Postmaster General at Church House, Westminster, on September 3rd and is scheduled to close on October 7th. The last meeting was in Geneva in 1951. The proceedings of the meetings will be conducted in English and simultaneous translations in French, Spanish and Russian will be available to delegates.

Entrusted with "the study of technical radio questions and operating questions, the solution of which depends principally on considerations of a technical radio character," the C.C.I.R. meets biannually to consider the reports and recommendations presented by the national study groups appointed by each of the member nations.

Before summarizing the matters to be discussed at the assembly we should, perhaps, state the general principles governing membership of the C.C.I.R. which is one of the permanent organizations of the International Telecommunications Union; others being the International Frequency Registration Board, International Telegraph Consultative Committee (C.C.I.T.) and the International Telephone Consultative Committee (C.C.I.F.). Administrations of any of the 80 or so members of the I.T.U. have the right to be members of the International consultative committees, and, upon request, "recognized private operating agencies" which are defined as companies operating a telecommunication installation. Scientific or manufacturing organizations engaged in the study of telecommunications problems or in the design of telecommunications equipment may be admitted to participate in certain meetings. So far as this country is concerned the Post Office is the co-ordinating body for the official delegation which will include representatives of the

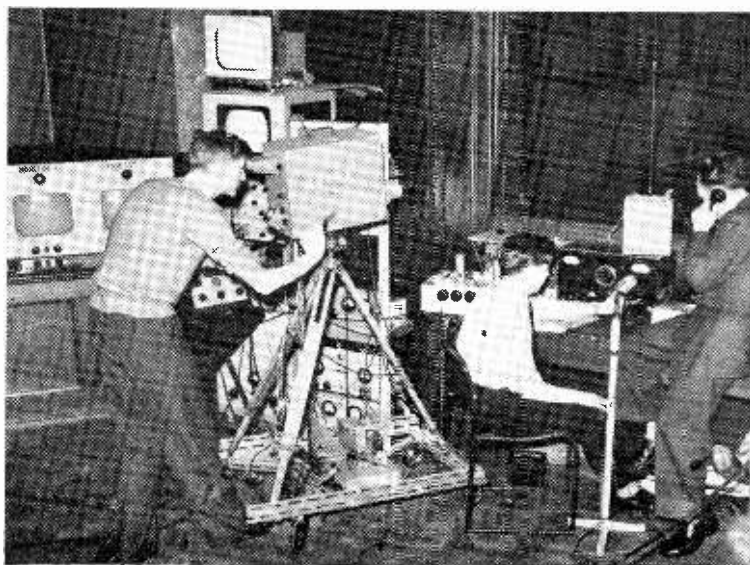
Services, B.B.C., D.S.I.R., R.I.C. and the British Joint Communications Electronics Board. In addition, however, representatives of Cable and Wireless, International Marine Radio Co., Marconi International, Redifon and Siemens will be participating in their own right. The complete U.K. delegation will total about 50 and will be lead by H. Faulkner, deputy engineer-in-chief at the Post Office. The deputy leader is H. Stanesby (P.O. staff engineer).

The business of the assembly can be epitomized by the phrase "to secure the maximum economy and efficiency in the use of the spectrum." Some idea of the diversity of subjects to be covered will be gained from the following list of fourteen study groups with, in brackets, the names of the chairmen of the U.K. groups:—

1. Transmitters (A. Cook, P.O.).
2. Receivers (W. J. Bray, P.O.).
3. Complete radio systems (J. A. Smale, C. & W.).
4. Ground-wave propagation.
5. Tropospheric propagation.
6. Ionospheric propagation.
7. Radio time signals and standard frequencies (H. B. Law, P.O.).
8. International monitoring (C. W. Sowton, P.O.).
9. General technical questions (H. Stanesby, P.O.).
10. Broadcasting (E. L. E. Pawley, B.B.C.).
11. Television (H. Faulkner, P.O.).
12. Tropical broadcasting (P. Adorian, Redifon.).
13. Operational questions.
14. Vocabulary (H. T. Mitchell, P.O.).

Groups similar to these in each of the member countries submit their reports to Geneva and a co-ordinated summary of them will be presented at the London meeting by the international chairman of the appropriate group. The text of each of the national reports is available in full and some 300 contributions will have been circulated to delegates before the opening of the assembly.

We hope to be able to deal with the findings and recommendations of the assembly in a future issue.



AMATEUR TELEVISION

HOME constructed equipment provided the pictures which were "piped" to various receivers around the Institution of Electronics exhibition at Manchester. The temporary studio contained a 405-line camera, a flying-spot scanner, two monitor screens, a vision transmitter and a large-screen front projection receiver. A signal generator acted as the sound transmitter and its output was combined with the vision signal in a bridge network. Here the camera is shown televising through an open window interviews with men working on a new extension to the College of Technology, with the sound coming by way of a Marconi walkie-talkie. The demonstration was organized by the local branch of the Television Society, and the equipment was provided by Ian McWhirter, who is also a well-known member of the British Amateur Television Club. The call sign of his amateur station is G3ETI.

20th National

Radio Exhibition

Introduction to the Show : Classified Guide to the Principal Exhibits

ON September 2nd at 11 o'clock the 20th British National Radio Exhibition (Earls Court, London), organized by the Radio Industry Council, will be opened to the public. The previous day will be a pre-view for specially invited guests. Admission to the Show, which will be open daily (except Sunday) from 11 a.m. to 10 p.m. until September 12th, is 2s 6d (children under 16, 1s).

The available floor space appears from the plan given on another page to be more fully occupied than in previous years, all the space not allocated to stand-holders having been utilized by the R.I.C. for the staging of displays and demonstrations of electronic gear. Of the 112 exhibitors (four more than last year), 40 are manufacturers of broadcast and television receivers. There are, in fact, two more exhibitors of television than sound sets.

Once again we have prepared our pre-view of the Show in the form of classified lists in graphical form, but with one important difference. Hitherto, there were several separate tables each embracing an associated group of items, and while they certainly enabled all the makers of any particular product to be found quite readily, it was not so easy to extract from these tables everything that each exhibitor manufactured.

We think this small defect has been overcome by the use of the single tabulated list which has been compiled for this year's pre-view. It enables the majority of the products shown by any one firm, or the names of all the firms making any particular product, to be extracted from the table merely by running a finger along or down the appropriate column.

Exhibitors are listed in alphabetical order under their trade names or the abbreviated names of the firm, as appropriate, and also numerically by stand numbers. These lists together with the plan will enable any exhibitor to be quickly located in the exhibition.

While we would like to have included every item shown in the exhibition limitation of space necessitated the omission of a few items, of which only one or two examples are shown. A case in point is the very specialized air-sea rescue beacons shown by Vidor-Burndept and by Ultra. Both are miniature lightweight radio beacons for attachment to an airman's life-saving jacket and both provide also for radio-telephone communication. In this section also would have been included radar air-field approach equipment made by Ekco.

Coil winders find no place in our table, as again one firm only shows them (Avo), and they are also specialists in testing equipment which is included.

Scientific, industrial and medical equipment is another omission, but it would have had three entries only, Dynatron for counters, Ediswan for electro-medical apparatus and K.B. for a hearing aid.

In addition to the commercial exhibits listed in the tables and those already referred to, there are a number of radio users who have taken stands. Two of the largest displays will be staged by the Army and the R.A.F., and will together show the operation and maintenance of radio equipment in the Services and the training of radio personnel. One of the main objectives

of the Army display is the recruitment of radio specialists into the Army Emergency Reserves of the Royal Corps of Signals and the Royal Electrical and Mechanical Engineers. The B.B.C. has a stand and is again co-operating with the R.I.C. in the provision of a television studio.

Some stands will be devoted by the holders exclusively to information centres, among them the Association of Radio Battery Manufacturers, British Iron and Steel Federation, British Railways, Bowmakers (industrial bankers) and the Electrical Trades Union. Others, like the four banks, are providing services for exhibitors and visitors.

In collaboration with Philips Electrical, Ltd., who employ several blind workers, the United Appeal for the Blind is providing a demonstration of blind workers assembling radio components.

As far as is practicable each of the ten displays of electronic equipment staged by the Radio Industry Council will be devoted to a specific application of electronics.

On the stand devoted to electronics in the air, E. K. Cole will be displaying airfield radar approach equipment, and Ultra Electric the air-sea rescue radio beacon "Sarah," which was described in our August issue. Electronics at sea is represented by a display of Cossor and Kelvin-Hughes marine and harbour radar gear, Kelvin-Hughes echo-sounder and a crystal-controlled clock coder for m.f. marine radio beacons provided by Trinity House.

Industrial applications of electronics as diverse as watch-timing and seed-sorting are provided in another display.

Electronic business equipment, including a card sorter handling 650 cards a minute provided by International Business Machines, Ltd., and desk facsimile equipment by Creed, are grouped on another stand. Examples of the application of electronics in medicine include Leland Instruments auscultoscope for the observation of the functioning of the heart and lungs.

An analogue computer by E.M.I. Engineering

PLACE : Earls Court, London, S.W.5

DATE : September 2nd to 12th

TIME : 11 a.m. to 10 p.m.

ADMISSION : 2s 6d (Children 1s)

Development, a model of the radio telescope being constructed for installation at the Jodrell Bank Research Station, radio-controlled models operating on 465 Mc/s provided by the International Radio-Controlled Models Society, a large scale model of a guided missile and examples of sub-miniature component assemblies (Ministry of Supply) are among other electronic exhibits.

The central feature of the Hall will be a radio-controlled clock which will be governed by pulses received by radio from the Post Office station at Rugby. This is being installed by the Telephone Manufacturing Company.

The Television Avenue, giving visitors an opportunity of comparing side-by-side forty sets in operation, will again be a feature of the Show.

In view of the controversy on adaptors for standard television receivers, the display of a 400-Mc/s adaptor on the Television Society's stand is of considerable interest. The Society will also be exhibiting its 405-line transmitter which, when installed at the Norwood Technical College, will operate on 427 Mc/s vision and 423.5 Mc/s sound.

It will be recollected that for the first time last year projection receivers were installed at each side of the stage in the B.B.C. television studio to enable the audience to see the picture being transmitted as well as the whole action on the stage. This year a cinema-size screen measuring 21ft x 16ft will be mounted over

the proscenium in the studio so that every member of the audience of nearly 1,000 may see clearly the transmitted picture. The equipment will be installed by Cinema-Television. For the benefit of front-row occupants, smaller screens will be installed in the wings as last year.

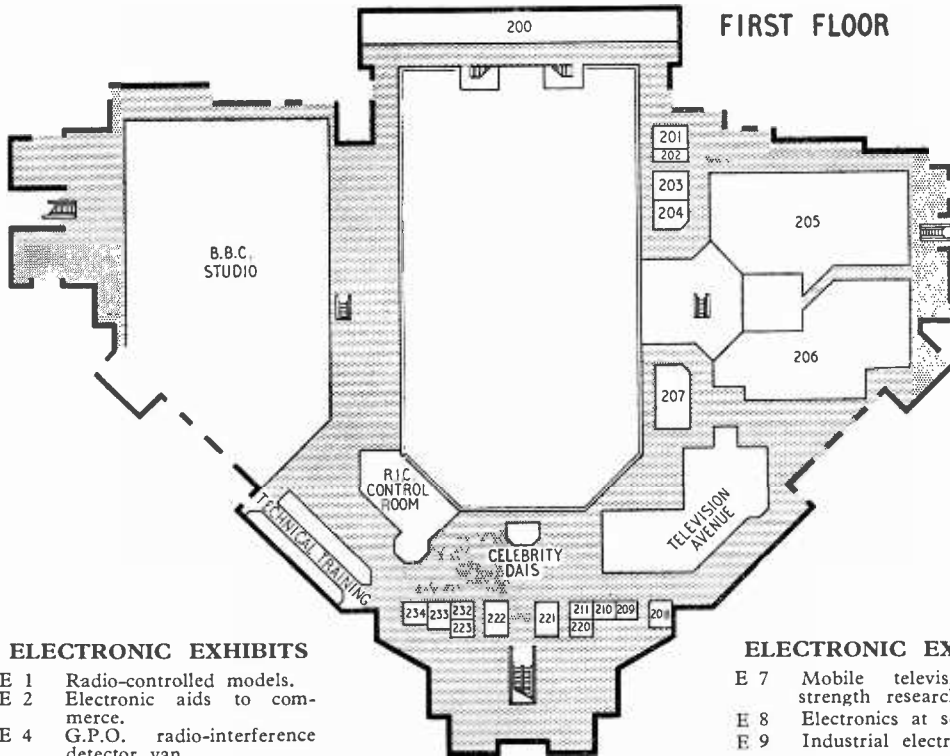
The Technical Training display, which was an innovation last year, is being enlarged. Five colleges and the B.B.C. Engineering Training Establishment are participating in the provision of the "how it works" models and displays. An information section is being included and a leaflet will be available outlining the opportunities and type of work offered by the various sections of the radio industry.

As in previous years the television programme feeding the receivers on the stands and those in the television avenue will be distributed at r.f. on Channel 4 to avoid the possibility of interference caused by the direct pick-up of the Alexandra Palace transmission. Each outlet will feed only one receiver at a signal level of $1\text{ mV} \pm 3\text{ db}$ into 70 ohms unbalanced. Programmes for distribution throughout the exhibition via the R.I.C. control room on the first floor may be obtained by direct pick-up of the Alexandra Palace transmission, from the film scanner in the control room, from the small studio which forms part of the control room, from a camera covering the celebrity dais, and, of course, from the B.B.C. studio on the first floor of the exhibition.

ALPHABETICAL LIST OF EXHIBITORS AND GUIDE TO THE STANDS

Name	Stand	Name	Stand	Name	Stand
A.R.B.M.	99	English Electric	52	<i>Practical Wireless and Practical Television</i>	87
Acos (Cosmocord)	234	Ever Ready	30	Prowse, Keith	114
Aerialite	79	Ferguson	57 (D3 and 4)	Pye	76 (D29)
Air Ministry	205	Ferranti	49 (D25)	R.G.D.	94
Alba (Balcombe)	101	G.E.C.	89 (D9)	Reflectograph	208
Allan Radio	85	Garrard	103	Regentone	60
Ambassador	5	Goodmans	37	Roberts	11
Antiference	53	H.M.V. (Gramophone Co.)	92 (D10)	Rola-Celestion	8
Argosy Radiovision	3	Hobday Brothers	96	S.T.C.	81
Avo (Automatic Coil Winder)	15	Hunt	88	Simon	95
B.B.C.	200	Imhof	211	Slingsby	62
Baird	59	Invicta	47	Sobell	55
Bakers "Selhurst"	14 (D2*)	J. B. Cabinets	27	<i>The Star</i>	221
Belling-Lee	102	J. G. Publications	24	Stella	72
Bernards (Publishers)	232	K.B.	32	T.C.C.	107 (D12)
Boosey & Hawkes	209	Kerry's	38	Taylor	105
Bowmaker	210	Linguaphone	19	Telequipment	28
Brimar (S.T.C.)	9	Lloyds Bank	84	Telection	7
British Iron and Steel Federation	12	Lugton	204	Television Society	220
<i>British Radio and Television</i>	25	McMichael	34	Thompson, Diamond and Butcher	78
British Railways	2	Marconiphone	58 (D23)	Trix	16
Brown Brothers	70	Masteradio	46	Truchord (Reproducers Electronic)	233
Bush	74 and 97	Midland Bank	39	Truvox	106 (D17)
Champion	71	Mullard	91 (D7 and 11)	Ultra	73
Collaro	35 (D6)	Multicore	111 (D16)	United Appeal for the Blind	201
Cossor	90 (D13)	Murphy	31 (D1)	Valradio	207
Decca	48 (D26 and 27)	National Provincial Bank	23	Vidor-Burndept	75 (D18)
Defiant (Co-op Wholesale Soc.)	6 (D28)	Pamphonic	108	War Office	206
Domain	13	Peto Scott	77 (D5)	Waveforms	26
Dubilier	98	Petter	223	Westinghouse	54
Dynatron	112	Philco	50	Westminster Bank	10
E.M.I.	93 and 104 (D24)	Philips	33 (D21)	White-Ibbotson	4
E.T.U.	202	Pilot	56	Whiteley	109 (D15)
Econasign	20	Plessey	113 (D19)	<i>Wireless and Electrical Trader</i>	63
Ediswan	51 (D8)	Portogram	36	<i>Wireless World and Wireless Engineer</i>	45
Ekco (E. K. Cole)	100 (D14)			Wolsey	61
<i>Electrical and Radio Trading</i>	86			Wright & Weaire	110
Electric Audio Reproducers	22				
Elpreq (Electronic Precision Equipment)	222				

* Demonstration rooms and offices are prefixed with "D". A number of manufacturers have demonstration rooms on their main stands.

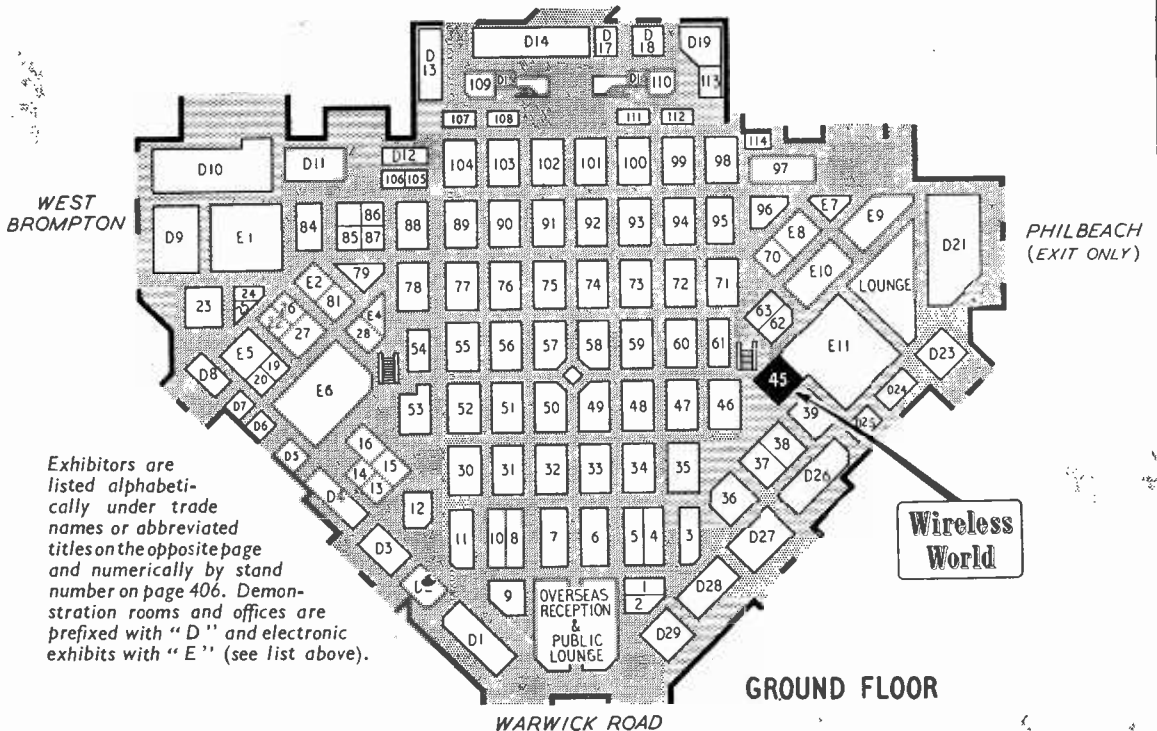


ELECTRONIC EXHIBITS


- E 1 Radio-controlled models.
- E 2 Electronic aids to commerce.
- E 4 G.P.O. radio-interference detector van.
- E 5 Electronics in medicine.
- E 6 Aeronautical electronics.

ELECTRONIC EXHIBITS


- E 7 Mobile television field-strength research unit.
- E 8 Electronics at sea.
- E 9 Industrial electronics
- E 10 Guided missile.
- E 11 Electronics "in control."




Exhibitors are listed alphabetically under trade names or abbreviated titles on the opposite page and numerically by stand number on page 406. Demonstration rooms and offices are prefixed with "D" and electronic exhibits with "E" (see list above).




Ambassador TV10CR radio/television receiver.




Ferranti Model 17K3 receiver.



Argosy Model T2 television set with 17-in tube.





A 17-in rectangular tube is used in the Stella ST8,317U receiver.




Ekco Model T207 table television set.

Below : Invicta Model 120 receiver.

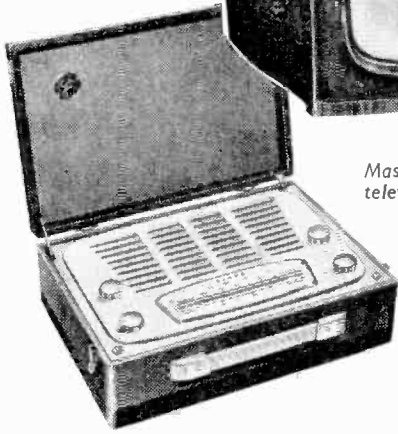
Below : Bush 17-in television receiver Model TV36.




Pye television console receiver (V4C) with 14-in tube.




Below: *Idor* "Henley" mains/battery portable.




Masteradio Model TD-17-in television receiver.




Murphy V216C 15-in television console receiver.




Constructors television set with 15-in tube (Elpreq).




Model CV87 17-in television console (Pilot).



Philips Model 1,437U console receiver.




Above: Model 1,712C 17-in television console (Peto Scott). Left: "Sky Queen" portable made by Ever-Ready. Right: Cossor Model 508 receiver.




20th NATIONAL RADIO EXHIBITION

PRODUCT		FIRM
SOUND RECEIVERS	Portable, battery	1
	Portable, A.C.	2
	Portable, A.C./D.C.	3
	Portable, mains/battery	4
	Table, battery	5
	Table, A.C.	6
	Table, A.C./D.C.	7
	Console	8
	Radiogram, portable	9
	Radiogram, table	10
	Radiogram, console	11
	F.M. receivers	12
	Radio feeder units	13
	Chassis	14
	Kits	15
TELEVISION RECEIVERS	Direct-viewing 12in and under	16
	Direct-viewing over 12in	17
	Projection, back	18
	Projection, forward	19
	Television-broadcast	20
	Chassis	21
SPECIAL-PURPOSE SETS	Kits	22
	Schools	23
COMPONENTS	Car	24
	Capacitors, fixed	25
	Trimmers	26
	Resistors, fixed and variable	27
	Switches	28
	Coils, R.F.	29
	Transformers, mains	30
	Transformers, audio	31
	Plugs, sockets, connectors	32
	Chassis fittings, valveholders	33
	Cabinets, chassis and stands	34
	Dials, drives, knobs	35
	Thermal cut-outs and fuses	36
	Vibrators	37
	Television scanning components	38
TV focus and ion-trap magnets	39	
SOUND REPRODUCING EQUIPMENT	Microphones	40
	Pickups	41
	Amplifiers	42
	Loudspeakers, Domestic	43
	Loudspeakers, P.A.	44
	Gramophone motors	45
	Record changers	46
	Record players	47
	Electric gramophones	48
	Magnetic recorders	49
	Magnetic tape and wire	50
	Magnetic recording components	51
	Intercom. sets	52
ACCESSORIES	Aerials, Broadcast	53
	Aerials, Television	54
	Aerials, Anti-interference	55
	Aerials, Car	56
	Aerial accessories	57
	Valves	58
	C.R. tubes	59
	Photocells	60
	Metal rectifiers	61
	Crystal diodes	62
	Transistors	63
	Batteries	64
	Battery chargers	65
	Power units and eliminators	66
	Interference suppressors	67
Wire and cable	68	
R.F. cable	69	
Television pre-amplifiers	70	
Television optical accessories	71	
Television tuners	72	
TEST AND MEASURING GEAR	Single-range pointer meters	73
	Multi-range meters	74
	Bridges and accessories	75
	Valve voltmeters	76
	Test sets	77
	Signal sources	78
	Television signal sources	79
Oscilloscopes	80	




Telegquipment "Monoscope" signal generator.




Kolster-Brandes 10-waveband receiver, Model KR40T.




Sobell table receiver, Model 513.





Regentone Model A133 table receiver.



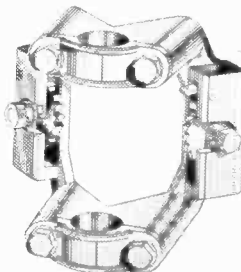
Wright & Weaire tape recorder



New "Soundmaster" tape recorder (Baird), and (right) Reflectograph transportable tape recorder.




Left: Permanent-magnet focusing unit (Goodmans).



Right: Ratchet bracket for fixing television aerials. (Belling-Lee).

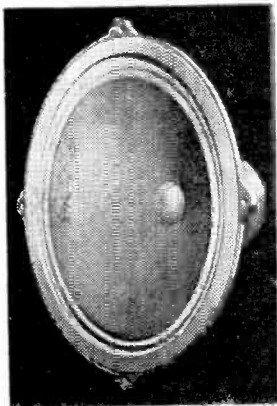
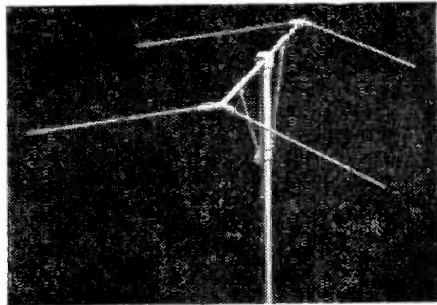


"Reporter" portable tape recorder (Boosey & Hawkes).



Left: New "Dublex" horizontal television aerial (Aerialite).

Right: Horizontal "Paravex" television aerial, made by Telerection.




Whiteley Electrical cambric-cone loudspeaker.


Below: Collaro RC532 3-speed record changer.




Champion "Rev-ler" a.c. transportable record player.



H.M.V. Portable radio gramophone, Model 1,507.





Selection of Westinghouse rectifiers.




Capacitance analyser and resistance bridge (Hunt).

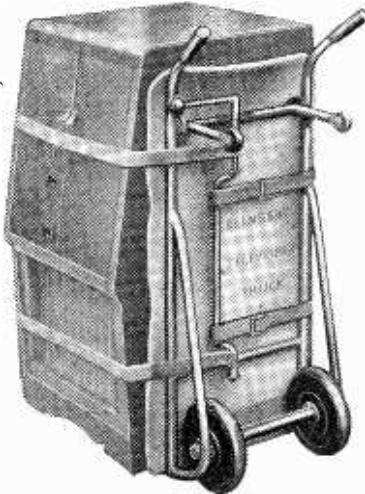

T.C.C. automatic mica-stacking machine used in transmitter capacitor assembly.



Range of new "Bafflettes" extension loudspeakers (Richard-Allan).




Remote picture control unit (Truchord).
Metal-case capacitors for tropical conditions (Dubilier Type 5,200).



Slingsby truck for handling television receivers.



Garrard Model RC90 automatic record changer with extra spindles.



Right: Six-way inter-communication equipment (Trix Intervox).

NUMERICAL LIST OF STANDHOLDERS

- | | | |
|--|---|---|
| 1 A. F. Bulgin & Co. Ltd., Bye-Pass Road, Barking, Essex. | 47 Invicta Radio Ltd., Parkhurst Road, Holloway, London, N.7. | 94 Radio Gramophone Development Co. Ltd., Eastern Avenue West, Mawneys, Romford, Essex. |
| 2 British Railways, Railway Executive, 222, Marylebone Road, London, N.W.1. | 48 Decca Record Co. Ltd., 1/3, Brixton Road, London, S.W.9. | 95 Simon Sound Service Ltd., 48, George Street, Portman Square, London, W.1. |
| 3 Argosy Radiovision Ltd., Argosy Works, Hertford Road, Barking, Essex. | 49 Ferranti Ltd., Hollinwood, Lancs. | 96 Hobday Brothers Ltd., 21/27, Great Eastern Street, London, E.C.2. |
| 4 White-Ibbotson Ltd., 205, Station Road, Harrow, Middlesex. | 50 Philco (Overseas) Ltd., Romford Road, Chigwell, Essex. | 97 Bush Radio Ltd., Power Road, Chiswick, London, W.4. |
| 5 Ambassador Radio, Princess Works, Brighouse, Yorks. | 51 Edison Swan Electric Co. Ltd., 155, Charing Cross Road, London, W.C.2. | 98 Dubilier Condenser Co. (1925) Ltd., Ducun Works, Victoria Road, North Acton, London, W.3. |
| 6 Co-operative Wholesale Society Ltd. (Defiant), 99, Leman Street, London, E.1. | 52 English Electric Co. Ltd., Queens House, Kingsway, London, W.C.2. | 99 Association of Radio Battery Manufacturers, 41, Gordon Square, London, W.C.1. |
| 7 Telerection Ltd., Antenna Works, St. Pauls, Cheltenham, Glos. | 53 Antiference Ltd., 67, Bryanston Street, London, W.1. | 100 E. K. Cole Ltd., Ekco Works, Southend-on-Sea, Essex. |
| 8 Bola Television Ltd., Ferry Works, Summer Road, Thames Ditton, Surrey. | 54 Westinghouse Brake and Signal Co. Ltd., 82, York Way, Kings Cross, London, N.1. | 101 A. J. Balcombe Ltd. (Alba), 52, Tabernacle Street, London, E.C.2. |
| 9 Standard Telephones & Cables Ltd. (Brinar), Footscray, Sidcup, Kent. | 55 Sobell Industries Ltd., Langley Park, Slough, Bucks. | 102 Belling & Lee Ltd., Cambridge Arterial Road, Enfield, Middlesex. |
| 10 Westminster Bank Ltd., 51, Threadneedle Street, London, E.C.2. | 56 Pilot Radio Ltd., 31/37, Park Royal Road, London, N.W.10. | 103 Garrard Engineering and Manufacturing Co. Ltd., Newcastle Street, Hwindon, Wilts. |
| 11 Robert's Radio Co. Ltd., Creek Road, East Molesey, Surrey. | 57 Ferguson Radio Corporation Ltd., 105, Judd Street, London, W.C.1. | 104 E.M.I. Sales and Service Ltd., Hayes, Middlesex. |
| 12 British Iron and Steel Federation, Steel House, Tothill Street, London, S.W.1. | 58 Marconiophone Co. Ltd., Hayes, Middlesex. | 105 Taylor Electrical Instruments Ltd., 419, Montrose Avenue, Slough, Bucks. |
| 13 Domain Products Ltd., Domain Works, Barnaby Street, London, N.W.1. | 59 Baird Television Ltd., Lancelot Road, Wembley, Middlesex. | 106 Truvox Ltd., Exhibition Grounds, Wembley, Middlesex. |
| 14 Bakers "Salhurst" Radio, 24, Dingwall Road, Croydon, Surrey. | 60 Regentone Radio and Television Ltd., Eastern Avenue West, Mawneys, Romford, Essex. | 107 Telegraph Condenser Co. Ltd., Wates Farm Road, North Acton, London, W.3. |
| 15 Automatic Coil Winder & Electrical Equipment Co. Ltd. (Avo), Winder House, Douglas Street, London, S.E.1. | 61 Wolsey Television Ltd., 43-45, Knights Hill, West Norwood, London, S.E.27. | 108 Pamphonic Sales Ltd., 400, Holloway Road, London, N.7. |
| 16 Trix Electrical Co. Ltd., 1/5, Maple Place, Tottenham Court Road, London, W.1. | 62 H. C. Slingsby Ltd., 89/97, Kingsway, London, W.C.2. | 109 Whiteley Electrical Radio Co. Ltd., Victoria Street, Mansfield, Notts. |
| 17 Linguaphone Institute Ltd., 207/209, Regent Street, London, W.1. | 63 Trader Publishing Co. Ltd. (Wireless and Electrical Trader), Dorset House, Stamford Street, London, S.E.1. | 110 Wright and Weaire Ltd., 138, Sloane Street, London, S.W.1. |
| 18 Ecosniga Co. Ltd., 92, Victoria Street, London, S.W.1. | 64 Brown Brothers Ltd., Great Eastern Street, London, E.C.2. | 111 Mallicore Solders Ltd., Maylands Avenue, Hemel Hempstead, Herts. |
| 19 Electric Audio Reproducers Ltd., 17, Little St. Leonards, Mortlake, London, S.W.14. | 65 Stella Radio and Television Co. Ltd., Oxford House, 9/15, Oxford Street, London, W.1. | 112 Dynatron Radio Ltd., "The Firr," Castle Hill, Maidenhead, Berks. |
| 20 National Provincial Bank Ltd., 15, Bishopsgate, London, E.C.2. | 66 Ultra Electric Ltd., Western Avenue, Acton, London, W.3. | 113 Plessey Co. Ltd., Vicarage Lane, Hford, Essex. |
| 21 J. G. Publications Ltd., 56A, Rochester Row, London, S.W.1. | 67 Bush Radio Ltd., Power Road, Chiswick, London, W.4. | 114 Keith Prowse & Co. Ltd., 159, New Bond Street, London, W.1. |
| 22 "British Radio and Television," 92, Fleet Street, London, E.C.4. | 68 Vidor Ltd., West Street, Erith, Kent. | 200 B.B.C., Broadcasting House, London, W.1. |
| 23 Waveforms Ltd., Radar Works, Truro Road, London, N.22. | 69 Pyle Limited, Radio Works, Cambridge. | 201 United Appeal for the Blind, 204/6, Great Portland Street, London, W.1. |
| 24 J.B. Manufacturing Co. (Cabinets) Ltd., 86, Palmerston Road, Walthamstow, London, E.17. | 70 Peto Scott Electrical Instruments Ltd., Adlestone Road, Weybridge, Surrey. | 202 Electrical Trades Union, Hayes Court, West Common Road, Bromley, Kent. |
| 25 Teleguipment Ltd., 1319A, High Road, Whetstone, London, N.20. | 71 Thomson, Diamond and Butcher Ltd., 34 Farringdon Road, London, E.C.1. | 204 Lugton & Co. Ltd., 209/212, Tottenham Court Road, London, W.1. |
| 26 Ever Ready Co. (G.B.) Ltd., Hercules Place, Holloway, London, N.7. | 72 Aerialite Ltd., Castle Works, Stalybridge, Cheshire. | 205 Air Ministry, Whitehall Gardens, London, S.W.1. |
| 27 Murphy Radio Ltd., Welwyn Garden City, Herts. | 73 Standard Telephones and Cables Ltd., Connaught House, Aldwych, London, W.C.2. | 206 War Office, Whitehall, London, S.W.1. |
| 28 Kolster-Brandes Ltd., Footscray, Sidcup, Kent. | 74 Lloyds Bank Ltd., 71, Lombard Street, London, E.C.3. | 207 Valradio Ltd., New Chapel Road, Feltham, Middlesex. |
| 29 Phillips Electrical Ltd., Century House, Shaftesbury Avenue, London, W.C.2. | 75 Richard Allan Radio Ltd., Taylor Street, Batley, Yorks. | 208 Rudman, Darlington (Electronics) Ltd. (Reflectograph), Lichfield Road, Wednesfield, Staffs. |
| 30 McMichael Radio Ltd., 190, Strand, London, W.C.2. | 76 Odhams Press Ltd. (Electrical and Radio Training), 96, Long Acre, London, W.C.2. | 209 Boosey and Hawkes Ltd., Electronics Division, Deansbrook Road, Edgware, Middlesex. |
| 31 Collavo Ltd., Ripple Works, Bye-Pass Road, Barking, Essex. | 77 Geo. Newses Ltd., Tower House, Southampton Street, London, W.C.2. | 210 Bowmaker Ltd., Lansdowne, Bourne-mouth, Hants. |
| 32 Portogram Radio Electrical Industries Ltd., Prell Works, St. Rule Street, London, S.W.8. | 78 A. H. Hunt (Capacitors) Ltd., Bendon Valley, Garratt Lane, Wandsworth, London, S.W.18. | 211 Alfred Imhof Ltd., 112/116, New Oxford Street, London, W.C.1. |
| 33 Goodmans Industries Ltd., Axiom Works, Wembley, Middlesex. | 79 General Electric Co. Ltd., Magnet House, Kingsway, London, W.C.2. | 220 Television Society, 164, Shaftesbury Avenue, London, W.C.2. |
| 34 Kerry's (Gt. Britain) Ltd., Warton Road, Stratford, London, E.15. | 80 A. C. Cossor Ltd., Cossor House, Highbury Grove, London, N.5. | 221 "The Star," 12/22, Bouverie Street, London, E.C.4. |
| 35 Midland Bank Ltd., Poultry, London, E.C.2. | 81 Mullard Ltd., Century House, Shaftesbury Avenue, London, W.C.2. | 222 Electronic Precision Equipment Ltd. (Elpre), High Street, Wealdstone, Middlesex. |
| 36 Hliffe & Sons Ltd., (Wireless World), Dorset House, Stamford Street, London, S.E.1. | 82 Gramophone Co. Ltd. (H.M.V.), Hayes, Middlesex. | 223 Pelter Radio and Electrical Supplies, 201/207, Forest Road, Walthamstow, London, E.17. |
| 37 Masteradio Ltd., 10/20, Fitzroy Place, London N.W.1. | 83 E.M.I. Sales and Service Ltd., Hayes, Middlesex. | 224 Bernard's (Publishers) Ltd., The Grampians, Western Gate, London, W.8. |

Electronics in Medicine

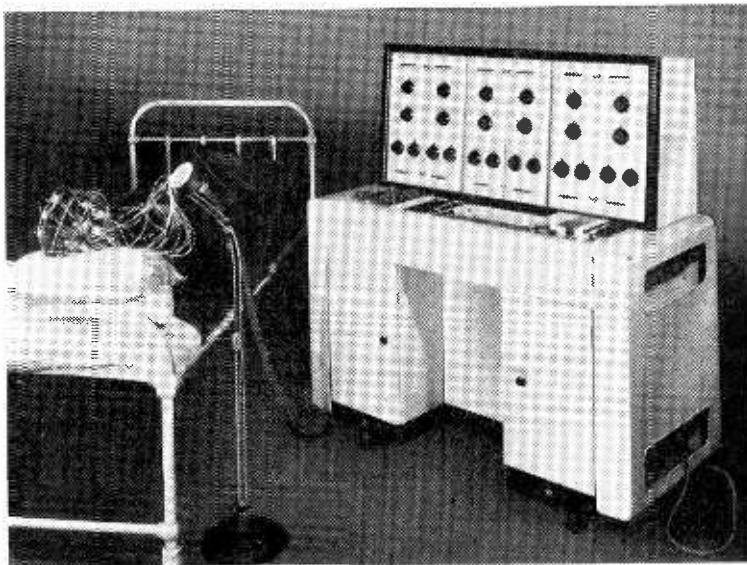
Apparatus on Show at Manchester

"IF electronic engineers were acquainted with those problems confronting the medical profession which require their specialized knowledge, perhaps more of them would be attracted to the service of medicine." This observation was made about three years ago by a prominent member of Guy's Hospital Medical School. Since then, there have been signs that engineers are becoming more and more aware of the ways in which they can be of use to the medical world. The fact that their interest is growing is largely due to the efforts of the small band of technicians who spend their lives making specialized electro-medical apparatus in various hospitals around the country. Most of these technicians are men with a strong sense of vocation. They prefer working in the cause of medical science, for somewhat less pay than they could get in industry, simply because it gives them more personal satisfaction than making, say, guided missiles. Now they are beginning to organize themselves and make their presence felt in various ways.


A recent event which gave some prominence to their work was the Eighth Annual Exhibition of Electronic Devices, organized by the north-western branch of the Institution of Electronics at the Manchester College of Technology. The "Research" section of the exhibition was largely dominated by the stands of various hospitals and medical schools, and quite a

number of firms were showing examples of commercial electro-medical apparatus. In addition, over a third of the lectures given during the course of the exhibition were on electro-medical subjects. This being the dominant theme, it was appropriate that the proceedings should have been opened by Sir Geoffrey Jefferson, C.B.E., F.R.S., who is professor of neuro-surgery at Manchester University.

Although electronic techniques are used in both diagnostic and therapeutic work, there is perhaps more scope in the diagnostic field because of the wide range of different phenomena in the human body that can be detected or measured. The most common instruments here are probably the electro-cardiograph, for amplifying and recording heart potentials, the electro-encephalograph, for brain



Six-channel Marconi electro-encephalograph, notable for being entirely operated from the mains and having very well-regulated power supplies.



Television-type images of the distribution of radioactive material in patients are given by this apparatus developed by the University of London Institute of Cancer Research. On the right is the scintillation-counter scanning head mounted on a pantograph and on the left the associated electronic equipment.

potentials, and the electro-myograph, for muscle potentials. After this the apparatus becomes more specialized. The auscultoscope, for example, is an amplifying stethoscope for examining heart and lung sounds. The phono-electrocardioscope amplifies heart sounds at the same time as recording the heart potentials, while the cardi tachometer measures the heart rate in beats per minute. Other instruments measure the rate of flow of blood and the amount of oxygen in it, and one called the sphygmograph registers pulse waves in the veins and arteries.

On the therapeutic side, the diathermy apparatus, or r.f. heater, is probably the best-known type of instrument. Nowadays it is quite often used by surgeons for making incisions and cauterizing wounds. Then there are stimulators. Most of these are devices for applying electrical waveforms directly to the body, but some generate flashes of light for visual stimulation and others sound pulses for aural stimulation. One stimulator made by Lorenz in Germany is used for giving artificial respiration by applying electrical impulses to the stomach muscles to produce a rhythmic contraction of the stomach wall. A new type of treatment which seems to be developing very rapidly is ultrasonic therapy, although most of the work seems to be confined to the Continent at the moment.

At one time radioactive substances were only used for therapeutic purposes, but they are now coming into the diagnostic field and bringing with them various electronic devices for detecting and measuring the radioactivity. In diagnosing cancer of the thyroid gland, for example, a dose of radioactive iodine is given to the patient; the iodine is selectively absorbed by the thyroid tissue and any cancer, and the resulting concentration of radioactivity gives an indication of whether a cancer is there or not and how big it is.

Ionization chambers and Geiger-Muller tubes are often used for detecting the radioactivity, but a much more sensitive instrument now coming into use is the scintillation counter. In this the radioactive particles impinge on a phosphor and produce flashes of light, which are detected by a photo-multiplier tube. The output of pulses from the tube is then fed into an electronic counter, or rate-of-count meter, which indicates the strength of the radioactivity. One of these devices was shown at Manchester by Isotope Developments.


Unfortunately, the photo-multiplier tube introduces a certain amount of noise, which could lead to errors in the pulse counting. A way of overcoming this is to have two photo-multipliers "looking" at the phosphor and arrange their electronic circuitry so that only coincident pulses are counted. Any pulses coming separately from either tube are obviously noise and are therefore not counted.

One scintillation counter working on this principle was shown at the exhibition by the University of Leeds. Another one was part of an extremely interesting apparatus, built by the University of London Institute of Cancer Research, which displays an image of the distribution of radioactive material in a patient's body on the screen of a cathode-ray tube. The patient is scanned mechanically by the scintillation counter, which moves backwards and forwards across him on a kind of large pantograph. Pulses from the counter are fed to an electrostatic storage tube (E.M.I. type VCRX350) and arranged to modulate its "writing" beam, which scans the target of the tube in synchronism with the mechanical scanning of the patient.

In this way a charge pattern is slowly built up on the target of the tube corresponding to the distribution of radioactive material in the patient's body. When a complete charge pattern has been formed, the "reading" beam scans the target at something like normal television speed, and the output signal is fed to the c.r.t. display to produce a corresponding visual pattern on the screen. The image formed in the storage tube can be "read" and displayed for about an hour before it fades away. One of the great advantages of the television type of display is that the contrast of the image can be altered electronically as required—a feature which was also to be seen in the flying-spot microscope shown by Cinema-Television.

A characteristic feature of the biological amplifiers used in medical work is that they usually have a differential input stage, consisting of a pair of valves with a common cathode load. The object of this circuit is to get rid of any interference picked up from the patient, which it does because the interference signal is usually in the same phase as both input grids and so cancels out at the anodes. To make the circuit give a high rejection ratio, however, the two valves have to be carefully matched so that they give exactly the same amplification, and this is not always easy to do. A new circuit, shown by the University of Manchester, overcomes this difficulty by using only one triode valve, and connecting the two input leads, each through a cathode follower, to its grid and cathode. With this arrangement the ratio of wanted signal to interference signal at the input is increased over a thousand times at the output, and the interference signal can be hundreds of times greater than the wanted one before it has any appreciable effect.

Lewisham Hospital showed an apparatus for amplifying and recording the heart sounds of unborn babies—the purpose being to detect any changes in the heart rate indicating physical distress. The signals are displayed visually and a meter indicates their repetition rate.



This flying-spot microscope, made by Cinema-Television, is an engineered version of J. Z. Young's apparatus, described in our April, 1951, issue.

Portable Magnetic Recorder

Interesting Mechanical Details in the Grundig, Type 700L


BEFORE its introduction to the British market the Grundig tape recorder was already well established on the Continent. It is a well-tried design, and one which bristles with ingenuity of detail. Its compact and neat exterior suggest easy portability, but on closer acquaintance this impression is modified by the discovery that it weighs 35lb. No doubt pressure has been brought to bear on those responsible for the design of the "innards" to reduce this figure, but no compromise with performance has been made which involves any reduction in the mass and inertia of moving parts, which, in the present state of the art, is necessary for steady tape speed and freedom from "wow."

The machine accommodates tape reels up to 7in diameter (1,200ft) and records on half the tape width. Alternative speeds of $7\frac{1}{2}$ and $3\frac{3}{4}$ in/sec are available, giving total playing times of 1 and 2 hours per reel, respectively. The usual facilities for fast forward and reverse winding are provided, and there is an intermittent stop switch in addition to the normal cancelling stop switch. All functions are selected by push-buttons with mechanical interlocks.


The microphone supplied with the machine is of the condenser type. A plastic film, gold-sputtered on its outer surface, is stretched in physical contact with a rigid back plate which is perforated with a large number of small holes. The variation of capacitance results from the depression, under the influence of the sound pressure, of the numerous elements of the film covering the holes. The polarizing voltage is low, and is

in fact derived from a potential divider across the h.t. supply, yet the sensitivity appears to be remarkably high.

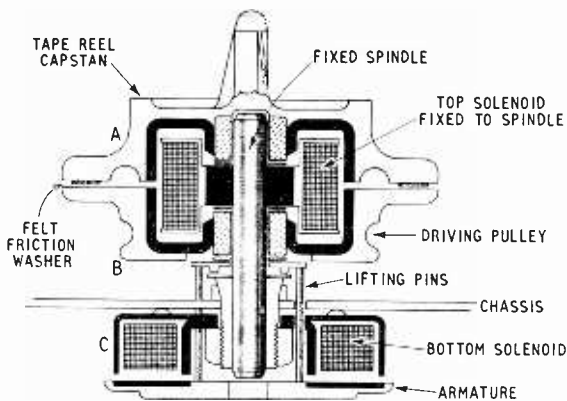
Performance.—A good test for tape speed constancy is to record the B.B.C. 1,000-c/s tuning note (not the



Dimensions of the carrying case when closed are 16in x 12in x 8in.



Top panel with cover removed, showing magnetic clutches for transmitting the drive to the reel capstans.



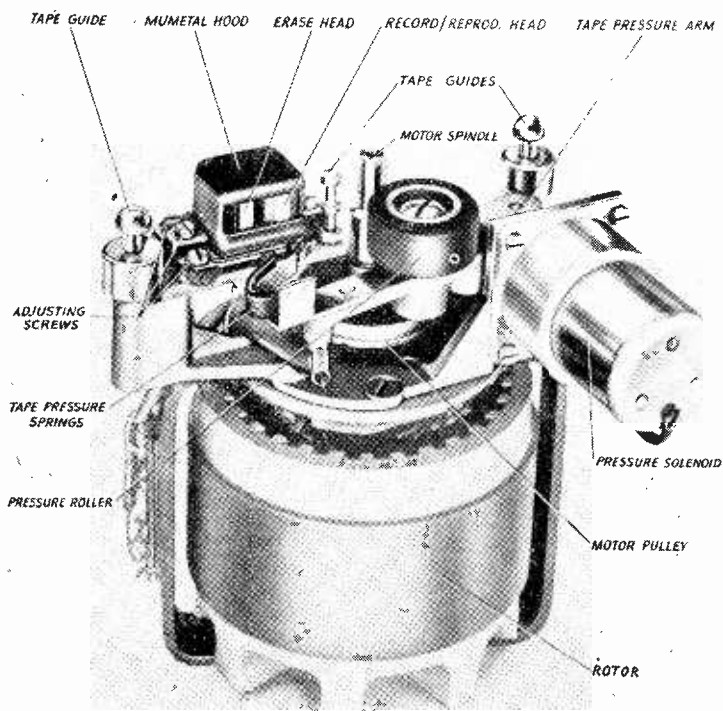
Arrangement of solenoids in the magnetic clutches.

Third Programme 440 c/s) at $3\frac{1}{2}$ in/sec and replay it at $7\frac{1}{2}$ in/sec. The Grundig passes this test easily; no trace of fluctuation is perceptible to the ear.

The hum level in low—the makers claim 40 db below maximum signal level on the tape—but it is wise to record always at as high a level as possible as slight hum may otherwise obtrude if an external loudspeaker with a good bass response is used instead of the small-diameter internal loudspeaker.

Basically the quality of reproduction is excellent, and is limited by the reproducing amplifier and loudspeaker rather than by the qualities of the recording heads, the tape and the tape transport mechanism.

The large single driving motor, which is of the split-phase induction type, can be switched to give two speeds of rotation. The outer cage revolves round a central stator.



Those who care to take the trouble to reproduce the tape through an amplifier of greater power-handling capacity and a high-grade loudspeaker will not be disappointed. Particularly impressive is the performance at $3\frac{1}{2}$ in/sec, and for all but the highest quality musical programmes it seems rather a waste of tape to use the $7\frac{1}{2}$ in/sec speed. A response up to at least 10 kc/s was confirmed, at $7\frac{1}{2}$ in/sec, by using a calibrated test tape.

Tape handling involves no more than dropping the leading edge into a slot, and no mishandling of the controls could be devised to make the tape spill or misbehave itself in any way.

Mechanical Design.—A large single motor drives the tape transport mechanism. It is of the split-phase induction type and is remarkable for the fact that the outer body of the motor rotates. The field coils are wound in slots in what would normally be regarded as the armature. Change of speed is effected by switching these windings so that only alternate segments are energized at the higher speed. One advantage of this arrangement is that speed can be changed while running without the risk of wearing flats on idler wheels, as is the case in purely mechanical speed-change mechanisms. The motor speeds are of the order of 900 and 450 r.p.m., with capstan diameter of about $5/32$ in. The tape makes only a line contact with the capstan and the drive is effected virtually on the back of the tape via the rubber pinch roller, which overlaps the edges of the tape and picks up the drive direct from the capstan. Both the pinch roller and the pressure pads for holding the tape in contact with the erase and record/reproduce heads are mounted in a bar which is pulled forward by a solenoid in the h.t. circuit, and is operative only when recording or reproducing.

Control of the supply and take-up tape reels is effected by magnetic clutches which are energized, in the appropriate sequence, by switches associated with the push-button controls. Loose pulleys (B), driven by a round plastic belt at a speed in excess of the fastest reel speed required, are carried on spindles fixed vertically on the chassis. The reel capstans (A) also rotate freely on the spindles. Inside A and B is a fixed solenoid winding, mounted on the vertical spindle. The winding is shrouded by annular cores pressed into A and B. When energized this solenoid pulls A and B hard together and provides maximum friction for fast forward or reverse winding according to whether the right- or left-hand capstan is clamped.

When starting to record or reproduce tape the bottom solenoid only of the right-hand take-up capstan is energized, and its armature plate, to which three pins are fixed, lifts B until it is supporting A together with the empty reel. The pressure between A and B, due to the weight of the reel, is small, but so also is the torque required to tension the tape at the minimum spool diameter. As the spool fills its


weight increases, and so does the friction in the clutch. Thus practically constant tape tension is assured whatever the state of the reel. During running, overspill from the supply tape is prevented by light friction from an internal spring in the bearing of the capstan. When the "Stop" button is pressed, both bottom solenoids are energized, and contrary tension is provided by the normal friction of both clutches while the motor is slowing to a stop.

Circuit. — The main record/reproduce amplifier consists of four stages: an EF40 low-noise pentode (in later models an EF86) is followed by a twin-triode ECC81 and an EL42 output pentode. The EF40 is underdriven to reduce residual hum, and the heater is fed from a separate winding and earthed via a "hum-dinger." Feedback through RC circuits is used to give pre-emphasis on all recordings of 10 db over the range of frequencies from 1 to 10kc/s. On play back the normal equalization is effected by other RC feedback networks giving 22 to 25 db rise at 50 c/s referred to 4 kc/s and a further rise of 3 to 5 db between 4 and 10 kc/s. At the lower of the two tape speeds an additional cathode bypass capacitor in the first half of the ECC81 is used to lift the response 10 db over the range 500 c/s to 6 kc/s.

Input sockets are provided for the condenser microphone, for recording from radio or gramophone pickup and for recording telephone conversations by inductive pick-up from a coil attached to the outside of the instrument. Other types of high-impedance microphone, and a diode connection from a radio receiver can also be used with the second input socket. High- and low-impedance output connections are also provided for monitoring with headphones or connection to an external amplifier, and for feeding an external loudspeaker.

The bias oscillator is an EL42 and its frequency (approximately 50 kc/s) is adjusted by means of a dust core. It feeds the high-impedance record/reproduce head through a capacitance from the tuned winding; current for the low-impedance erase head is supplied from a third winding coupled to the oscillator coils. A "hum-bucking" coil is fitted in series with the record/reproduce head.

A type EM34 "magic eye" is used as a volume level indicator. It is fed through a small half-wave rectifier and a suitable time-constant circuit from the output of the second half of the ECC81 double triode. The h.t. supply is derived from a full-wave bridge metal rectifier.



Underside of chassis. Valves are readily accessible, and the amplifier sub-assemblies can be reached, as seen at each side of the driving motor, by removing coverplates.

In conclusion, a special word of commendation must be reserved for the service manual which has been prepared for the use of dealers. This is one of the clearest and most detailed works of its kind which has so far come our way, and is in keeping with the thoroughness with which the rest of the design has been carried out.

NEW LONDON TELEVISION STATION

WILL the new London television transmitter at Crystal Palace be much the same as the last high-power one built at Wenvoe, or something entirely different in design? The B.B.C. itself is not yet prepared to say, but one of its engineers has publicly given his own personal opinion on what form it may possibly take.

Speaking recently at Manchester, C. Buckle, the engineer in charge of Holme Moss, said he thought the Crystal Palace station would represent a completely new approach to television transmitter design. It would probably have a self-supporting mast, after the style of the Eiffel Tower, and a dual arrangement of two vision transmitters and two sound transmitters. At the top of the mast would be eight sets of dipoles stacked one above the other, the upper four being fed from one combined vision and sound output and the lower four from the other. Each vision transmitter would have an output power of 75kW, making a total of 150kW, and with an aerial gain of about 8 this would give an effective radiated power of 1,200kW.

If one transmitter broke down the other would continue radiating the programme, and there would be a switching arrangement to enable either sound transmitter to be combined with either vision transmitter. The new station, concluded Mr. Buckle, would be a culmination of all that had been worked for since 1936 when the television service began.

WORLD OF WIRELESS

Co-ordinating Radar Research ♦ E.B.U. Receiving
Station ♦ Television News ♦ Radio Courses

Radar Research

WITH the object of integrating more closely all radar research and to ensure a more rapid interchange of technical information, the two research establishments at Malvern are to be amalgamated. From September 1st the Telecommunications Research Establishment and the Radar Research and Development Establishment will cease to exist as separate entities and will in future be known as the Radar Research Establishment. W. J. Richards will be the director of the new organization (see "Personalities"). In announcing this change the Minister of Supply stated that the combined organization would be working for all three Services.

Components in Sweden

AN EIGHTH of the radio industry's total exports last year went to Scandinavia and to foster this interest in British radio equipment some 20 manufacturers will be participating in an exhibition of radio and electronic components, valves and test gear which is being organized in Stockholm by the British Radio and Electronic Component Manufacturers' Federation.

The exhibition will be held at the Kungshallen, Kungsgatan, where a similar exhibition was held in 1948, from 10.0-6.30 on September 25th, 26th, 28th and 29th.

New Receiving Station

SOME MONTHS AGO we reported the decision of the European Broadcasting Union to build a new receiving and measuring station in Belgium for monitoring the broadcasting bands and for research work on radio propagation, especially on its bearing on the effective utilization of the spectrum.

The new station, known as Jurbise-Masnuy, was opened on July 22nd by M. Georges Conus, president of the E.B.U. and director of the Swiss Broadcasting Corporation, in the presence of representatives of the member organizations and of the Union, including General Sir



RADIO-TELEPHONE equipment is being installed in some of the 4,000 German passenger-carrying Post Office buses enabling passengers to be called by telephone subscribers. This photograph was taken at the German Communications and Transport Exhibition, being held in Munich.

Ian Jacob, director-general of the B.B.C. and founder-president of the E.B.U. During the opening ceremony, the Belgian Minister of Communications recalled the reasons for selecting south-west Belgium for the station, as it is the broadcasting "centre of gravity" of Europe.

A description of the new station by the chief engineer of the E.B.U. appears on page 422.

Modern P.A. Installation

PORTABLE v.h.f. radio telephones were used by technicians when adjusting the levels of individual loudspeakers in the new p.a. system, designed and installed by G.E.C., at the Glasgow Central Station.

Existing loudspeakers on the platforms have been retained, but for the circulating area and the booking-halls a Goodmans "Concentric" diffuser type of unit, modified for this particular application in collaboration with G.E.C. Research Laboratories, has been adopted.

Normally the installation is fed by two 120-watt amplifiers, but in the event of failure of one amplifier the other can be switched with automatic re-matching to carry both loads in parallel. A dummy load is also connected across the faulty amplifier in readiness for service testing.

One of the most interesting features of the new installation is the use of alternative equalizing circuits designed to give the maximum intelligibility and naturalness with male or female voices when operating at unnaturally high levels.

Television Plans

EQUIPMENT for the five medium-power television stations (Northern Ireland, Plymouth, Isle of Wight, Aberdeen and Pontop Pike) has now been ordered by the B.B.C. and construction of all five stations will start as soon as possible.

It is planned to provide temporary stations at Plymouth, Isle of Wight and Aberdeen within the next 18 months as has been done at the other two stations. The Brighton booster station will close down when the temporary station is brought into service at Rowridge, Isle of Wight.

It may not generally be known that a booster station was installed in the Isle of Man by a private concern in time for the Coronation, but has since been taken out of service. As stated in our summary of the T.A.C. Report, the B.B.C. plans to provide a station on the Island working in Channel 4.

Educational Opportunities

WITH the opening of the scholastic year in September a large number of colleges and institutes are offering special part-time radio and allied courses in addition to the recognized full-time courses in telecommunications. Complete syllabuses and regulations covering courses in telecommunications, radio and television servicing and for the radio amateurs' examination is issued at 2s by the Department of Technology of the City & Guilds of London Institute. Prospectuses covering both full-time and part-time courses have also been received from the Northern Polytechnic, London, N.7, and the S.E. London Technical College, London, S.E.4. The Polytechnic, London, W.1, has issued a prospectus of evening courses in telecommunications approved for the award of the Ordinary and Higher National Certificates.

Before referring to some of the special courses brought to our notice, we should mention the "Bulletin of Special Courses in Higher Technology" issued by the London and Home Counties Regional Advisory Council for Higher

Technological Education, Tavistock Square, London, W.C.1, price 1s 6d.

A course of eight lectures on crystal valves and transistors will be given at the Borough Polytechnic, London, S.E.1, on Tuesdays, commencing October 20th (fee 30s). Twenty-four lectures on communication networks will be given at the S.E. London Technical College, Lewisham, S.E.4, on Fridays from October 23rd (fee 30s).

Classes for the Radio Amateurs' Examination are being held at the Wembley Evening Institute, Copland School, High Road, Wembley, on Mondays (fee 10s per annum); Ilford Literary Institute, Cranbrook Road, Ilford, Essex, on Wednesdays (fee 10s), and the Brentford Evening Institute on Wednesdays.

OUR AUTHORS

J. de Gruchy, who writes on the protection of meters in this issue, is a measurements engineer and was responsible for radio test gear design for Everett Edgcombe & Co. for many years. Before and during the last war he was a teacher at the Borough Polytechnic, London, and also taught at the Telecommunications Research Establishment. He was at one time engaged on air-to-ground telemetering and upon the development of the British pulsed altimeter. He is now head of the Instrument Department of the Electrical Apparatus Co., of St. Albans, Herts. Mr. de Gruchy was an original member of the Radio Trades Examination Board.

J. Treeby Dickinson, who, in an article in this issue, describes the new E.B.U. receiving station in Belgium, studied electro-communications at the Imperial College of Science and Technology and in 1927 joined the Telegraph Construction and Maintenance Co., Ltd. He transferred from submarine cables to radio, and from 1929 was engaged on receiver development in several of the European companies of the International Standard Electric Corporation. In 1937 he joined the Engineering Division of the B.B.C., to which he returned after war service in the R.A.F.V.R., latterly as assistant chief engineer of No. 26 (Signals) Group. He was seconded by the B.B.C. in 1950 to the European Broadcasting Union, as chief engineer.

V. J. Tyler, contributor of the article in this issue on a simple distortion meter, joined Marconi's W.T. Co. in 1935 and worked on transmitter development until 1941 when he joined the R.A.F. He rejoined Marconi's in 1946 for work on marine transmitters and remote control systems and is now engaged on the development of broadcasting transmitters.

PERSONALITIES

W. J. Richards, C.B.E., chief superintendent of the Telecommunications Research Establishment, Malvern, since 1946, has been appointed director of the new Radar Research Establishment, Malvern, which, as stated elsewhere, will embrace the existing establishments—T.R.E. and R.R.D.E. He joined the Royal Aircraft Establishment at Farnborough in 1925 and during the war was Deputy Director of Scientific Research (Armament) at the Ministry of Aircraft Production.

W. E. Miller, M.A.(Cantab.), editor of our contemporary *Wireless and Electrical Trader* since 1945 and president of the British Institution of Radio Engineers, has been elected to the Freedom and Livery of the Worshipful Company of Musicians.

A. E. Lawson, who was at one time London manager of the Edison Bell Co. and has been television manager for the Gramophone Co. since April, 1949, has been appointed assistant sales manager for H.M.V. radio, television and gramophones. During the last war he was associated with the development of inter-service radar and was Deputy Assistant Director of Ordnance Services in charge of the radar branch at the War Office. Mr. Lawson succeeds A. E. Newland, who has been appointed to an executive position in the E.M.I. International Department in Dublin.

F. W. J. Grinter, who began his career as a sea-going radio officer with the Marconi Marine Company in 1927 and has been in charge of the Grimsby depot for the past year, will be the new manager at Hull in succession to J. R. Thomson, who is retiring. He will also remain responsible for Grimsby pending the appointment of a new manager.

On the retirement of **F. M. Dimmock**, O.B.E., head of the Equipment Department of the B.B.C., in October after 28 years' service with the Corporation, **E. C. Drewe**, M.I.E.E., who has been assistant head of the Research Department since September, 1950, will succeed him. **A. B. Howe**, A.M.I.E.E., research consultant, will be the new assistant head of the Research Department.

A. J. Brunker, B.Sc. (Eng.), A.M.I.E.E., who joined E. K. Cole, Ltd., in 1947 from the Ministry of Supply where he was Deputy Director, Radio Production, has now been appointed a director and general manager of Ekco Electronics, Ltd., the recently formed subsidiary of E. K. Cole, Ltd. He is general export manager of the parent company, and before the formation of the new company was also responsible for commercial activities of the Electronics Division.



C. R. Bates, A.M.I.E.E., has given up his practice as an industrial-electronic consultant in order to specialize in electronic welding-controls. He has been appointed a director of Bates & Bates, Ltd., 73, Ashville Avenue, Birmingham, 34, a company manufacturing synchronous controls to his designs and patents.

T. D. Humphreys, M.Brit.I.R.E., has been appointed general manager of Reproducers and Amplifiers, Ltd. He has been in the radio industry for the past 20 years, including a long period with Cossor's and more recently with Radar Components, Ltd., where he was general manager.

O. E. Trivett, A.M.I.E.E., M.Brit.I.R.E., who joined Aerialite, Ltd., as personal assistant to the managing director in 1950, has been appointed a director of the Company.

John Beard, previously communications controller, has been appointed communications manager of Aer Lingus. He is responsible for all matters relating to the development of airborne radio equipment, electronic flight instruments and public address systems, and the administration of the communications organization of Aer Lingus.

IN BRIEF

Broadcast Receiving Licences in the U.K. at the end of June totalled 12,964,065, including 2,415,305 for television and 191,433 for sets fitted in cars. Television licences increased by 98,705 during the month.

Harwell Electronics Course. The seventh specialized course on the design, use and maintenance of electronic instruments used in nuclear physics, radio chemistry and work with radioisotopes will take place at the Isotope School, Atomic Energy Research Establishment, Harwell, from September 28th to October 2nd. Applications for participation are invited from physicists and electronic engineers holding a degree or equivalent qualification. Application forms for the course, for which the fee is 12 guineas, can be obtained from the Electronics Division, A.E.R.E., Harwell, near Didcot, Berks.

Amateur Show.—The seventh annual Amateur Radio Show to be organized by the Radio Society of Great Britain will be opened at the Royal Hotel, Woburn Place, London, W.C.1, at noon on November 25th by Rene Klein (G8NK), a founder member of the Society in 1913. The exhibition will remain open daily from 11.0 to 9.0 until November 28th.

Marine Radio.—Concurrently with the Earls Court Radio Show the 19th Engineering Marine and Welding Exhibition will be held at Olympia, London (September 3rd-17th), at which a number of radio manufacturers, including B.T.H., Cossor, Decca, English Electric, G.E.C., Mullard and Redifon are exhibiting.

German Radio Show.—F.M. vies with TV at the *pièce de résistance* at the second post-war German Radio Show, which is being held in Dusseldorf from August 29th to September 6th. There are about 90 F.M. stations in operation in Western Germany and it is estimated that there are some four million f.m. receivers or adaptors already in use.

Royal Society Research Appointment.—B. J. Robinson, B.Sc., of Sydney University, has been appointed a Rutherford Memorial Scholar, by the Royal Society, to carry out ionospheric research at the Cavendish Laboratory, Cambridge.

Amateur Television Transmission over a distance of 30 miles using a peak-white power of only 2 watts on 436 Mc/s was achieved by R. L. Royle (G20J/T), of Great Canfield, near Dunmow, Essex, on August 1st. The transmitter, pulse

generator, camera, etc., were home-constructed. The receiver at Abbots Langley, Herts, which was operated by L. V. Dent (G3GDR) was locked perfectly by the line and frame sync pulses and the pictures were clearly identified.

B.S.R.A.—The Manchester centre of the British Sound Recording Association opens the session's meetings with a lecture on "Tape Recording with Special Reference to Stereophonic Techniques," by J. S. Holiday, at 7.30 on September 21st at the Engineers' Club, Albert Square, Manchester. G. A. Briggs (Wharfedale) will give a demonstration-lecture on loudspeakers at a meeting of the south-west centre of the Association at 7.45 on September 10th at Callard's Café, Torquay.

Brit.I.R.E.—The first meeting of the new session of the British Institution of Radio Engineers (London Section) will be held at 6.30 on September 30th at the London School of Hygiene and Tropical Medicine, Keppel Street, London, W.C.1, when D. A. Bell, M.A., B.Sc., Ph.D., will speak on "The Impact of Communication Theory on Television."

E.P.T.A.—There will be a general meeting of the Electro-Physiological Technologists' Association at the Burden Neurological Institute, Stoke Lane, Stapleton, Bristol, at 10.30 on September 19th. There will be papers and demonstrations at this meeting at which non-members may attend. Details are obtainable from G. Johnson, Hurstwood Park Hospital, Haywards Heath, Sussex.

I.P.R.E.—A north-west section of the Institute of Practical Radio Engineers was recently inaugurated in Manchester with an initial membership of 82. Details of lectures, which will commence in September, are obtainable from the secretary, H. Budworth, 466, Holden Road, Leigh, Lancs.

I.E.E. Students.—The new officers of the I.E.E. London Students' Section Committee are: chairman, M. H. Alder (S.T.C.); vice-chairman, R. Thomas (Sperry); hon. sec., M. C. Cubitt (Pye).

Institute of Physics.—The 33rd Annual Report of the Institute records that the membership at the end of 1952 was 4,347, an increase of 267 on the previous year. The Electronics Group has a membership of 314.

Telecraft, Ltd., ask us to say that an obvious error in the position of the masthead mounting, as illustrated in their advertisement on p. 33 of this issue, was not detected until the page had gone to press.

PUBLICATIONS

Weekly Publication is to be resumed by our trade contemporary *Wireless & Electrical Trader* (with its first show issue on August 29th) after more than 12 years' fortnightly publication. Originally published as a monthly in 1923, it started weekly publication in 1925 and continued as such until May, 1941, when prevailing conditions forced it to become a fortnightly. A feature of the journal, which is exclusively for *bona fide* members of the trade, is the service data sheets on commercial receivers published with each issue.

A **Buyers' Guide** listing alphabetically over 3,750 British products, with the names of the manufacturers and Canadian suppliers, is included in the CABMA Register, 1953, recently published jointly by Kelly's Directories, Ltd., and our publishers for the Canadian Association of British Manufacturers and Agencies. The 800-page volume, which also lists proprietary names and trade marks and gives a complete English-French glossary of the headings used in the Buyers' Guide, costs 42s.

Standards Yearbook.—The 1953 edition of the British Standards Yearbook includes brief details of some 2,000 specifications current at the end of March. It also gives a brief outline of the work being undertaken by each of the Industrial Committees. In the case of the telecommunications industry it includes "microwave measuring instruments," "performance of radio receivers," "definitions of the electrical characteristics of receivers" and the revision of a number of existing Standards. The Yearbook is obtainable from the British Standards Institution, 24, Victoria Street, London, S.W.1, price 12s 6d.

Plastics Industry.—The 23rd edition of the "British Plastics Yearbook"—first published in 1931—includes in its nine sections classified lists of manufacturers of plastic materials, products and equipment, proprietary names and a review of important plastics patents issued in the past year. The 562-page Yearbook is published by Iliffe & Sons Ltd., price 30s.

"**Wire and Radio Communications**" is the new title of our New York contemporary *Telegraph and Telephone Age*, which has been in circulation since 1883. The change, say the editors, has been dictated by the fundamental change in the field of world-wide communications.

BUSINESS NOTES

Nigerian Posts and Telegraphs Department has ordered from Marconi's equipment for an extensive network of v.h.f. multi-channel radio stations to link the telephone systems of many towns and provide additional channels on existing overhead wire routes. The network (forming roughly a triangle) provides twin-path v.h.f. interconnections between Ibadan (which is already linked by radio with Lagos), Enugu and Minna.

Ekco Electronics, Ltd., Southend-on-Sea, Essex, has been formed as a subsidiary of E. K. Cole, Ltd., to handle the production, marketing, installation and maintenance of electronic and nucleonic equipment previously handled by the company's Electronics Division.

Plessey-Amplion Agreement.—The arrangement whereby Ediswan acted as distributors for Plessey components having terminated, Amplion (1932), Ltd., have been appointed distributors to the wholesale and retail trade for the sale of Plessey radio and television components.

Electric Audio Reproducers, Ltd., of 17, Little St. Leonards, Mortlake, S.W.14 (Tel.: Prospect 4466), has been formed to manufacture the Microgram portable electric gramophones previously made by Collaro, Ltd. The new company will incorporate Phono Disc, Ltd., and will market the record-playing equipment previously manufactured by Phono Disc. The managing director of E.A.R. is Leonard Stone, who has resigned the general managership of the Trix Electrical Co., Ltd. with which he has been associated since 1943.

Marconi's are to supply a 5-kW vision transmitter, 3-kW sound transmitter, with combining unit and ancillary studio and O.B. equipment for Canada's fourth television station which is being built in Vancouver, B.C. When the 525-line station opens towards the end of the year it will have a temporary aerial which eventually will be replaced by a 12-stack array increasing the effective radiated power to approximately 100 kW.

Naval R/T Equipment, worth approximately \$278,000, has been ordered by the U.S. Naval Purchasing Office from Pye, Ltd.

A **Magnetizer** of ring magnets and small power magnets has been produced by Advance Components, Ltd., of Back Road, Shernhall Street, Walthamstow, E.17. The Advance magnetizer, Type K1, has a power consumption of only 30 watts.

Blick Time Recorders, Ltd., announce the introduction of a new vacuum impregnator by their subsidiary Blickvac, of 505, Lordship Lane, London, S.E.22, which also provides an impregnation service.

Sky-masts, of Beadon Road, London, W.6, have marketed a new 45-ft patent mast for erection on roofs and in inaccessible places. It is available with a rotatable array.

Savage Transformers, Ltd., are this year celebrating their Silver Jubilee.

NEW ADDRESSES

British Standards Institution moved into its new premises at 2, Park Street, London, W.1 (Tel.: Mayfair 9000), on August 17th.

Dynatron Radio, Ltd., have moved their main office and service department from the works at Ray Lea Road, Maidenhead to "The Firs," Castle Hill, Maidenhead, Berks. (Tel.: Maidenhead 3811.)

Rees Mace Marine, Ltd., have opened depots at 26, Coed Celyn Road, Derwen Fawr, Swansea, and 187, Snargate Street, Dover.

Exeter Branch Office of B.I. Callender's Cables, Ltd., is now at 40, Whipton Village Road, Whipton, Exeter. (Tel.: Exeter 67308.)

NEW "W.W." BOOKS AT THE SHOW

"**Television Engineering: Principles and Practice.**" Vol. 1: Fundamentals—camera tubes—television and electron optics. By S. W. Amos, D. C. Birkinshaw and J. L. Bliss (all of the B.B.C.). Price 30s (postage 8d)

"**Guide to Broadcasting Stations**": 7th edition, completely revised and enlarged. Price 2s (postage 2d)

"**Wireless World Television Receiver: Model 2**": Reprints of W.W. articles. Price 3s 6d (postage 3d)

LETTERS TO THE EDITOR

The Editor does not necessarily endorse the opinions expressed by his correspondents

Through Unofficial Channels

HAVING suffered an abnormal spate of "sporadic E" this year, the repeated statements by the B.B.C. that "nothing can be done" tend to wear a little thin.

Following interference from automatic morse at terrific strength recently, I hung on till I got the call-sign during an "idling" period and then wrote to the station concerned. I was somewhat agreeably surprised to receive the accompanying letter in reply. Thus one of the sources of trouble has been removed—without international intervention!

I assume from their letter that the Swedish station had had no "official" notification of the signals, and I wonder how many other signals that cause trouble are also third harmonics which could receive similar attention.

Reading, Berks.

R. C. HORSNELL.

Letter from the Engineer-in-Chief, Varbergs radio station, Grimeton, Sweden, to Mr. Horsnell.

WE thank you for your letter of July 22nd, 1953, telling us that the 3rd harmonic of our transmitter SDQ5 (13,832.5 kc/s) interfered with the B.B.C. television programme on 41.5 Mc/s (channel 1) on July 18th at 14.15-14.45 B.S.T. According to our log SDQ5 had on this occasion a c.w. telegraphy transmission directed to east Asia.

We very much regret this interference, and beg to inform you that we are now taking measures in order to suppress the 3rd harmonic.

It is very unusual that we have complaints regarding interference of harmonics from our transmitters, and we find it remarkable that such a high frequency as 41.49 Mc/s can interfere with your transmitters at the comparatively great distance from our transmitter.

However, we are very grateful to you for your message, and will very much appreciate further reports regarding our transmissions.

Re-defining "Electronics"

ELECTRONICS; the study and application of sub-molecular phenomena as elements of control(?)

Farnborough, Hants.

R. A. FAIRTHORNE.

"ELECTRONICS" having been branded as an esoteric term, everyone is entitled to his own definition. Mine I share with the lay public, and it covers a very wide field—"anything electrical which I do not understand."

Support for this view is coming in from quite unexpected quarters and in the preface to a recently published textbook on the principles of electronics we read: "The first five chapters are devoted to the basic facts and theory underlying electronic work. Some of the concepts here may be a little difficult of comprehension, but this is inherent in the nature of the subject and need not deter the reader from proceeding." The italics are mine.

Hindhead, Surrey.

HENRY MORGAN.

Commercial Television: Industry's Attitude

WHAT is the matter with the British TV manufacturers? Don't they realize that the reason why people buy TV is to see the programmes and that with better programmes and greater alternatives available, more people will buy TV? Why are they so frightened to openly support an additional television system in competition with the B.B.C.

I see from *The Daily Telegraph* of Wednesday, July 8th,

referring to the first report of the Television Advisory Committee 1952, that there is one manufacturer who feels that the present position is "highly unsatisfactory" and is fighting for more frequencies for TV. Now is the time for all manufacturers who value their future business and stability of the industry to come in in support.

Imhof's, Ltd., London, W.C.1.

A. GODFREY IMHOF.

"Stereoscopic Television"

I WAS most interested in the suggestion by R. A. Fairthorne (August issue) that transmissions of stereoscopic television could be viewed without any apparatus. However, an investigation of the visual problems involved suggests that the system would not be very satisfactory.

Assuming an average screen size of 12in, an inter-pupillary distance of 60 millimetres, and a viewing distance of 3 metres, the relative convergence necessary for clear viewing would be approximately 7 prism dioptres.* A survey has shown that the average positive fusion reserve for healthy young adults, wearing their proper refractive corrections, is between 10 and 14 prism dioptres. It is accepted that for comfort a visual effort should not employ more than one-third of the available reserve. In this case rather more than one-half is required, and discomfort would ensue after protracted viewing.

GEORGE E. WEAVER.

Stourbridge, Worcs.

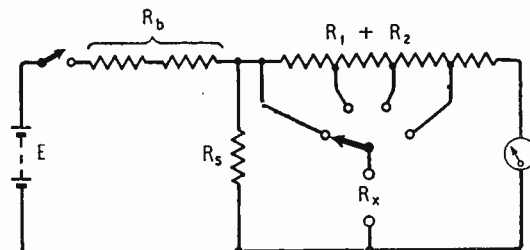
* The prism dioptre is an optical unit defined as the strength of a prism that causes a deviation of 1 cm at a distance of 1 metre. In practice it works out to be roughly equal to a degree.—Ed.

The Ohmmeter

IN dealing with the shunt form of ohmmeter in the July issue, W. Tusting stated that by shunting the meter the lower ranges can be extended indefinitely, but at the expense of the simple one-pole switching applicable to the basic shunt type. This objection does not hold if a single-valued low-resistance shunt is used on the battery side of R_x , as shown here. R_s is made equal to the mid-scale value of R_x on the lowest range; i.e., with the range switch connecting R_x directly across R_s . In order to make the same scale fit all ranges, R_b ought to be sufficiently large for the connecting of R_x on the lowest range not to affect the battery current significantly; at the same time it must pass sufficient current to set up across R_s the full-scale millivoltage input of the meter with $R_1 + R_2$ in series. Therefore the more sensitive the meter the wider the range of resistance measurable.

A four-range ohmmeter of this type to the writer's design* was produced by the Cambridge Instrument Co., Ltd., as an accessory to their "Unipivot" galvanometer, and covers 0.001 to 1,000 ohms, being particularly useful

* M. G. Scroggie, Patent No. 407,341. "A Multi-Range Direct-Reading Ohmmeter," *Wireless Engineer*, November, 1933, pp. 606-608.



for testing switch contacts and low resistance transformer and tuning coil windings.

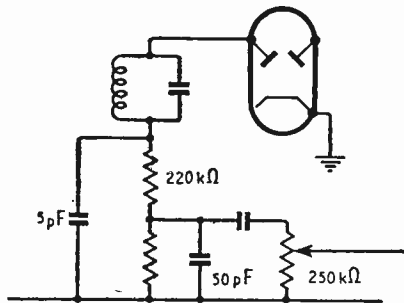
An incidental advantage of this type of ohmmeter is that variations in e.m.f. and resistance of the battery do not require separate compensation, a preliminary full-scale setting by adjustment of R_b being all that is needed.

Bromley, Kent.

M. G. SCROGGIE.

Broadcast Transmitter Distortion

I HAVE been most interested in the correspondence on the quality of B.B.C. transmissions. Since the matter was raised some two or three months ago, and it was stated that the transmissions were liable to be modulated practically 100 per cent, particularly on high notes, I have realized that my own demodulation circuit might well be responsible for much of the distortion from which I was a frequent sufferer. High soprano voices in a choir were particular offenders in loud passages, and I concluded therefore that a poor a.c./d.c. load ratio, caused by unsuitable r.f. filter component values, was the likeliest cause of the trouble. I therefore altered my diode circuit, formerly all too conventional, to the following:—



This has proved completely satisfactory, so that personally I now have little, if any, criticism to make of the quality transmitted. I estimate that this circuit produces a ratio of at least 95 per cent at the highest frequency likely to be transmitted at a high modulation level. What figure to give to this frequency is difficult to say, hence my use of the word "estimate." One might reckon that only fundamental tones are likely to be fully modulated, but some instruments such as the oboe have harmonics stronger than the fundamental. Because of this consideration I am unable to understand Ian Leslie's statement that his a.c./d.c. load ratio is 98.9 per cent, and I would feel happier in accepting his conclusions if he would either publish the values used in his circuit or state the highest frequency used in his calculations.

Salisbury, Wilts.

J. D. HERRING.

"Reactivating the Dry Cell"

I HAVE been reactivating dry cells for about two years and, as my method is somewhat different from that described in your August issue, it may be of interest.

Many of the batteries I have experimented with have been in very bad shape, with internal resistances so high that initial currents of 0.1 ampere would be impossible, about 20-30 volts per cell being required to drive such currents, and at such voltages the battery disintegrates.

My method is to apply 2 volts per cell and leave on until the charging current has settled to a steady value for a few minutes. This steady value is considerably in excess of the normal discharge currents—about 0.5 A for a 3-cell flat battery, 1.25 A for a U2, and 2 A for a twin-cell cycle-lamp battery. The time required varies from about

half an hour for a partially discharged cell in good condition to many hours for a cell in such bad condition that the initial current is less than 10 mA. Many of these badly discharged cells refuse to respond, but the chance is about equal and when successful they compare quite favourably with other reactivated cells in terms of renewed life.

The same treatment with 2.5 V per cell proves to be destructive, as also does the application of 2 V for about an hour after current reaches peak value. A cell accepting a large current should be removed immediately if the current begins to fall, as this indicates "cooking," but a cell accepting only a few millamps may be very erratic for hours and should be persevered with until there appears to be no hope of the current reaching a higher value.

Voltages below 1.8 per cell give very little reactivation.

A relative of mine without an electric supply has an all-dry portable, the batteries of which used to last about 3 months. Her present h.t. battery, reactivated four times, is 13 months old; the l.t. battery (a bell cell), once reactivated, is 8 months old. The 90-V h.t. battery, last treated 3 weeks ago, showed (after a 12-hour period to settle from reactivating) 87 volts on a 10-mA load. The reconditioning of both these batteries is mainly guess-work because for the h.t. battery I have a supply limited to 80 mA and for the bell cell my limit is 5 A, neither currents being peak for the particular sizes of cell. However, cycle lamp and torch batteries on my l.t. charger capable of up to 5 A have been reactivated many times before cells punctured.

Barkingside, Essex.

E. HURRAN.

Technical Qualifications

THE letter from "J. S. A." (your August issue) on the lack of appreciation of the City & Guilds full technological certificate is unfortunately all too often justified. As one of the moderators for these examinations I can testify to the high standard required and as one responsible for the training of staff, and therefore having an interest in their future progress, I can confirm that successful candidates in the City & Guilds examinations have proved excellent material.

It is difficult to see what more can be done to educate employers in the value of these certificates except through the personal efforts of people like "J. S. A." It is possible that the recognition now being accorded to the important class of technician in the electrical industry will help to establish the status of these examinations.

"J. S. A." may feel that his letter has not been in vain if I say that at least one public corporation has for some time recognized the value of the full technological certificate. The B.B.C. specifies it as one of the qualifications for promotion to the higher ranks of its engineering division.

K. R. STURLEY.

B.B.C. Engineering Training Department.

Your correspondent "J. S. A." (August issue) is presumably unaware of the conditions of enrolment on the Technical and Scientific Register of the Ministry of Labour. It is these conditions which limit a man's possible employment rather than the view of the radio industry as a whole since, as he has pointed out, such employers as have given him an interview have been agreeably surprised at the high standards required for his City and Guilds Technological Certificate.

Recruitment of radio engineers through the Ministry of Labour is governed by the conditions laid down by the Technical and Scientific Register (Electrical Engineering Section) where the conditions for enrolment are dependent on holding a university degree or membership of a particular professional institution.

The meeting of these requirements involves a 5-year study of electrical engineering, and thus the full technological certificate in telecommunication engineering is not taken into consideration in determining eligibility for enrolment on the Register.

"PERSONNEL MANAGER."

Valves for Microwaves

SCOTLAND and the north of England depend for their daily television on radio links working at frequencies around 4,000 Mc/s. And this is only one of the present-day uses of frequencies above about 1,000 Mc/s, commonly called microwaves. Radar, for instance. Most of you probably know that ordinary valves are no good at all at these frequencies, and that weird types such as klystrons and magnetrons are used, but you may be rather vague about how these special types work. They have been described from time to time, especially just after the War, but to the younger readers at least that might as well have been in the days of William the Conqueror for all the notice they were able to take of it at the time; and in any case these descriptions are rather scattered, and either refrain from getting down to the basic principles or explain them too learnedly to be understood. So what I propose to do this month is to review the main types of microwave valve.

First of all, though, a brief reminder of why special types are needed. There are several reasons; but mainly two. The first is transit time. In the ordinary types of valve, electrons are released from the cathode and attracted across a short space to the anode by the positive voltage maintained there. The flow is usually controlled by one or more grids encountered on the way. Imagine that a negative voltage is suddenly applied to the control grid, sufficient to cut off the flow of electrons—and hence the anode current—completely. At the instant this happens a large number of electrons are actually in transit between cathode and anode. So there is inevitably a sort of “amber phase” while the traffic is getting clear of the crossing. During it, the signal at the grid is not completely effective in stopping the arrivals at the anode. Moreover—and we shall look into this later on—the crowds of electrons departing from the grid in both directions, although not actually in contact with it, are equivalent to a temporary conducting path from the grid, damping the source of the signal. Thanks to the agility of the electron traffic and the narrowness of the crossing, this phase is only of the order of a thousand-millionth of a second—little enough to be negligible in comparison with each cycle at ordinary broadcasting frequencies. At television frequencies it is not negligible, but is insufficient to upset the working of the valve completely. The result of raising the signal frequency to thousands of megacycles per second, however, is rather like raising the frequency of the signal lights at a busy crossing to a cycle every few seconds—traffic would be only half-way across in response to the green when they would go red, and a state of chaos would ensue.

The other difficulty at such high frequencies is that the free-space wavelength is only a few centimetres, and half that distance corresponds to a complete reversal of phase. At 4,000 Mc/s, for example, it is only about one and a half inches. So if that hap-

1.—Mainly on the Magnetron

By “CATHODE RAY”

pened to be the distance between the grid of a valve and the point where it was connected to the circuit, the result might well be the exact opposite of what was intended! A different aspect of the same thing is the capacitance and inductance of the electrodes and their leads, which tend to make nonsense of conventional valve circuit design. If, in order to avoid this, the dimensions of the valve were made small compared with the wavelength it would be too small to handle appreciable power.

Nevertheless, such is human ingenuity that the design of the ordinary triode has been developed to the extent that it works at well over 3,000 Mc/s. There is actually a type in the current Mullard catalogue, designated the ME1001 and having the very conventional heater rating of 6.3 V, 0.4 A, capable of working down to 8 cm wavelength (3,750 Mc/s). Such valves are called disk-seal triodes, because of the technique mainly responsible for this surprising performance. The construction is shown in Fig. 1. Whereas in ordinary valves the leads to the electrodes each come out through the glass at one point, or perhaps two, here the grid and anode are the central parts of disks which emerge through the glass wall all round, dividing it into three sections. So it was necessary to devise a technique for sealing the metal disks to sections of glass tube. One advantage of this construction is that the grid and anode “leads” are equivalent to a vast number of wire leads in parallel, so their inductance is correspondingly small. Another advantage is that they can be fitted to a coaxial cylinder tuning system, of which they form the end disks. The cathode is an extension of the innermost cylinder or rod. Still another advantage is the large

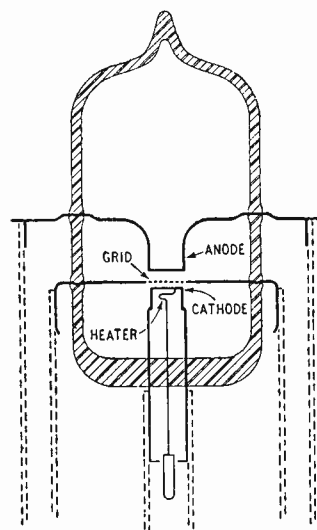


Fig. 1. Section of disk-seal triode, showing how the glass bulb is divided into three sections by the anode and grid disks, and the way in which the electrodes form terminations of the coaxial cylinders (shown dotted) used as tuning circuits. The spacing between the grid and cathode is actually somewhat less than shown here.

amount of cooling that can be brought to bear on what is usually the weakest point when it is concentrated around a wire lead—the glass seal.

As for transit time, that is reduced by phenomenally close spacing; in some types the distance between grid and cathode is literally only the thickness of a sheet of paper. Needless to say, all this precision costs money. And the oscillator power obtainable falls off with frequency, until at 4,000 Mc/s it is difficult to get any at all. At 3,000 Mc/s it is usually about half a watt maximum. This may not sound impressive for a radio transmitter, but it must be remembered that at such short wavelengths the radiation can be concentrated into a narrow beam so that a very little power goes quite a long way.

The idea of using triodes for r.f. amplification at even 1 Mc/s sounds very pre-1925-ish, so it may startle some to learn that this kind of triode can amplify effectively up to thousands of megacycles. An earthed-grid circuit must be used, of course, and Fig. 1 shows how the disk-seal construction makes the grid an extremely effective anode-to-cathode screen, which can easily be continued externally.

That is about as far as what we may call the straightforward approach to microwave valve design has gone so far, and for present requirements it is not far enough. So we come to the main subject: the microwave valves based on entirely different principles, to wit, the magnetron, the klystron, and the travelling-wave tube.

If I were to assure you that anybody who is familiar with ordinary valve electronics can quite quickly and easily learn how these other types work it might be comforting but it wouldn't be true. Although there is nothing really mysterious about them, and their functioning can be explained in terms of basic electrical principles, the particular combinations of those principles will be unfamiliar to many readers. Anybody can keep on throwing a ball up in the air and catching it, and in principle it makes no difference if there are three or four balls, but in practice it is much more difficult than with one ball only. While attention is being concentrated on one the others get the better of us.

Here are four principles I hope I may call well known:

(1) A negative charge is attracted by a positive charge. That is why electrons, which are negative charges, move smartly towards the positively charged anode of a valve.

(2) Charges in motion are an electric current. So the stream of electrons across the empty space in a valve is a current. (Since unfortunately they happen to be called negative, the positive direction of current must be from anode to cathode.)

(3) When a current flows through a magnetic field it experiences a force at right angles to its own direction and to the direction of the field, as shown by the left-hand rule (Fig. 2).

(4) When a charge moves under the force of attraction as in (1), energy is imparted to it by the source of the attraction; but when it moves against a force it imparts energy. This may sound rather highbrow, but it is merely the electrical counterpart of the well-known fact that if a brick is allowed to fall under the attraction of gravity, it acquires energy—enough, perhaps, to crack one's skull—but if it is thrown upwards it parts with its energy of motion and consequently slows down.

In the magnetron all these things are going on at

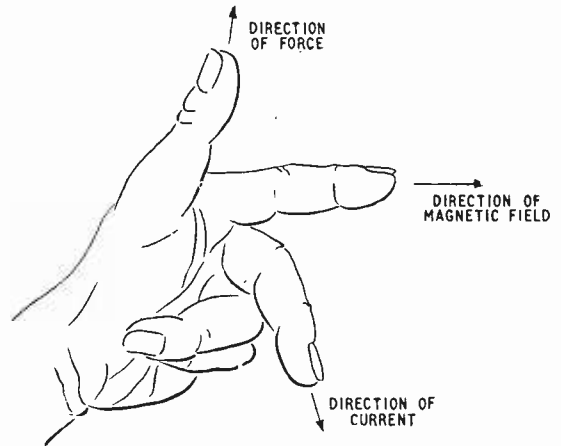


Fig. 2. Left-hand rule for indicating the direction in which a magnetic field exerts a force on an electric current. The direction of the current is reckoned as opposite to the direction in which the electrons constituting the current are moving.

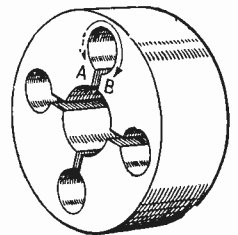


Fig. 3. In the normal mode of oscillation of a resonant cavity in a magnetron, a current flows to and fro between A and B, making them alternately positive and negative.

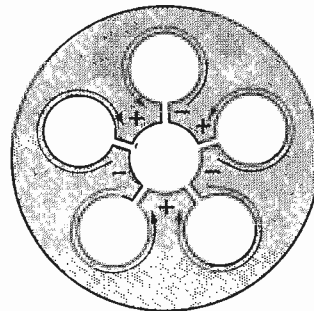


Fig. 4. If there were an odd number of resonant cavities they could not all oscillate in the normal mode, for the reason shown here.

the same time, so it becomes difficult to follow—even when the speed of the action is mentally reduced from, say, 3,000,000,000 cycles per second to about 1. Still, by giving a little thought to the matter one can get at least a rough idea; and it is certainly interesting and wonderful enough to be well worth the attempt.

I am assuming that the workings of ordinary valves and tuning circuits are familiar. If your understanding of tuning circuits has so far been confined to the sorts in which the inductance and capacitance are separate, one being provided by a coil and the other by a system of parallel plates, then it is first necessary to get used to the idea that when in order to make the wavelength very short indeed the number of turns is reduced to one or less and the "plates" are very small and far apart the form of the tuned "circuit" may become quite different, and in general the inductance and capacitance are all mixed up together. A half-wave dipole is an example. For purely tuning purposes, however, it is unsuitable because of the

heavy losses by radiation. In the frequency band we are now considering, one of the best forms of tuning circuit is what is called a resonant cavity. The substitution of sheet for wire is a good idea, because at these high frequencies the current flows mainly near the surface ("skin effect"). An important thing to keep in mind is that a cavity or suchlike generally has several frequencies at which it can resonate, depending on the pattern of current and charge and the associated magnetic and electric fields. A rectangular metal box, for example, could resonate from end to end, or at a higher frequency from side to side or top to bottom. The flow of current to and fro is associated with inductance (because of the magnetic fields set up), and the alternating accumulations of charge piled up are associated with capacitance (because of the electric fields set up); so these kinds of tuning circuit are really the same in principle as the old coil and condenser.

If you were to take a cylindrical block of copper and drill several big holes through it as in Fig. 3, cutting slots from the centre hole to all the others, you would have a multiple tuning circuit or resonator. There are various ways or "modes" of oscillation, each at a different frequency. In one of these, current

flows to and fro around the hole as shown by the arrows, causing alternating potentials and electric field that are especially concentrated between the opposite slot faces A and B. The three other outer holes are, of course, identical resonators, and since they are all electrically coupled together it is only necessary to start current in one of them as shown and the whole lot are soon oscillating merrily.

In discussing the evolution of the ordinary triode into the disk-seal type I pointed out that the valve electrodes find themselves unavoidably forming a significant part of the tuning circuits. In the magnetron there is no attempt to make any distinction between valve and tuners; both are completely combined. The anode of the original cavity-resonator magnetron was made exactly as in Fig. 3, except that there were six outer holes, and nowadays there are eight or more. The reason for an even number is that it is necessary if oscillation is to take place in the mode shown. If the number were odd, then one "pole" would have to be both positive and negative at once, which would be awkward for it (Fig. 4). Rather than do that, it would oscillate in some other mode, which would probably be less efficient and at the wrong frequency.

Just as one knows perfectly well that the hero of a thriller is bound to survive, however improbable that may appear from time to time, in the same way you will I am sure be quite confident that before the present story is ended a means will be found for maintaining powerful oscillations in the cylindrical cavities just described. So you will not be worrying about whether or not this is possible, but confidently assuming the possibility will be able with undivided attention to admire the excellent features of this tuning system. It is delightfully simple. (Though in case it looks just too dead easy to manufacture I ought to mention that in order to ensure that all the resonators peak at the same frequency it has to be a real precision job). Then the losses are very low (Q high). This is not only because the current path is entirely through copper and is short and wide, and because there is no other material present where the fields are—not even air—but because radiation is almost completely cancelled out by the symmetry of the system. And this smallness of losses, combined with the unequalled possibilities of cooling, suggests the possibility of exceptional power. It is doubtful, however, whether even the inventors expected power of the order that was soon actually obtained. Instead of fractions of a watt, or even of a kilowatt, the output at 3,000 Mc/s soon leapt up to *thousands of kilowatts*. Admittedly this was peak power under pulse conditions, but even so it seemed as difficult to believe as some of the exploits of the hero of fiction.

You may be wondering how one takes delivery of this power. A usual type of outlet is a ridiculous little coupling "coil" in one of the cavities—a single turn about the size of the curl in a safety pin, leading to a coaxial cable (Fig. 5a). Another scheme is an external slot leading direct into a waveguide (Fig. 5b).

And now, having counted our kilowatts before they are hatched, we can no longer dodge the mental juggling of visualizing the hatching. The cathode, if you didn't know or haven't already guessed, is situated along the axis of the centre hole. So when the h.t. is applied, and if there were no magnet, the electrons would fly radially off in all directions (as in Fig. 6) to the walls of this hole, which as well as being the anode, incidentally form the poles of the resonators.

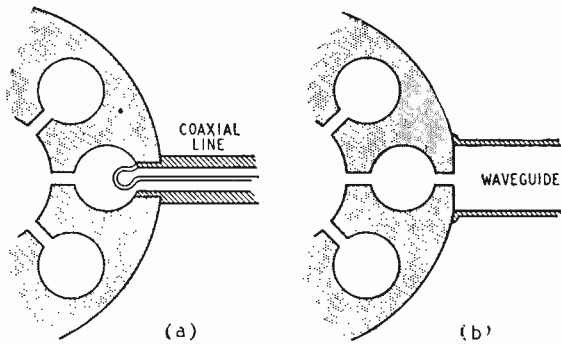


Fig. 5. Two methods of taking off the power developed in a magnetron: (a) by inductive coupling to a coaxial feeder, and (b) by waveguide.

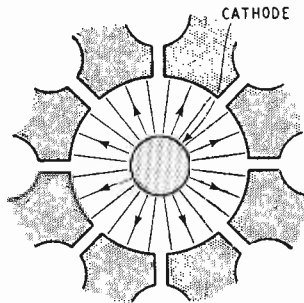


Fig. 6. Directions of electron flow in a magnetron with no magnetic field.

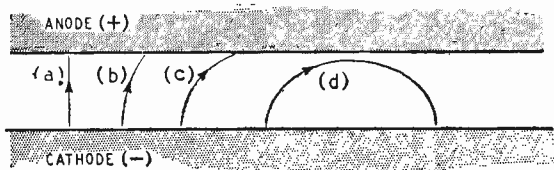


Fig. 7. Here the cylindrical cathode-anode space in Fig. 6 is "rolled out flat" and no divisions are shown between cavity poles. (a) shows the path of an electron with no magnetic field; (b)-(d) with increasing field.

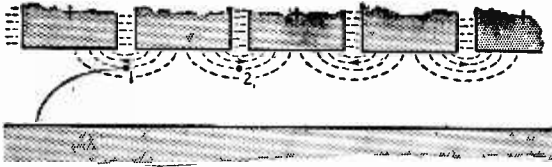



Fig. 8. When alternate oscillatory potentials are superimposed on the high positive potential of the anode as a whole, electrons moving in paths such as Fig. 7(d) interact with the oscillatory fields; those moving against the field, as at position 1, give up some of their energy to the field in being decelerated by it; those moving with the field receive some of its energy and are accelerated thereby.

External appearance of a typical modern magnetron. It works at about 9,400 M/cs and has a power output of 14kW. The light-coloured piece of metal is the magnet.



There is no grid to complicate this simple process. But when we take account of what the magnet does we shall not want to have even a slight unnecessary complication, so to simplify matters still further let us imagine that the radial space between cathode and anode is "unrolled" into a parallel one, as in Fig. 7. Then the natural paths of the electrons are all vertically upward (a), in accordance with our Principle No. 1.

As its name suggests, the magnetron is incomplete without a magnet, and this we now put into position, with its poles at opposite ends of the cylindrical space through which the electrons travel. The direction of the magnetic field is therefore parallel to the cathode, or end to end. This is the direction in which we are looking in Fig. 6, and also in the unrolled version, Fig. 7—down into the paper. Since the electrons are an electric current (Principle No. 2), Principle No. 3 comes into force. Applying the left-hand rule (Fig. 2) and remembering that the direction of the *current* is *downward*, we gather that the electrons will find themselves to be what the Communists would describe as right deviationists. So far we have not gone into details about the actual strength of the force that is now controlling their destiny. It is proportional to the amount of charge carried by the electron (which is an unchangeable constant of nature) and to the strength of the field (as one would expect). It is also proportional to the speed of the electron, and this introduces the most fascinating mathematical complications into the problem. For the speed is not constant but steadily accelerates as it approaches the anode. And it is also accelerating sideways due to the magnetic influence, but the amount of this acceleration is proportional to its velocity. All this may sound bewildering. To anybody familiar with differential equations it is not terribly difficult, and even with ordinary description one should be able to see that the curious paths that electrons actually take are more or less what one would expect.

If the magnetism is relatively weak it is to be expected that the path would be something like the sample shown at (b) in Fig. 7. A somewhat stronger field would cause a greater deviation, as at (c). Remember that by the time the electron is close to the anode it is moving much faster than near the start, so is the more powerfully deflected. And remember too that when you have taken a turning to the right your right is now back in the direction from which you

started. So you will not be surprised that when the magnetic field is increased beyond a certain point the electrons miss the anode altogether and find themselves driven back on to the cathode, as at (d).

So much is plain sailing. It is when account is taken of the oscillating potentials of the anode segments or poles, superimposed on the steady positive h.t. voltage, that things become rather tricky. You may think I am cheating by first assuming that oscillation exists before showing how it is maintained, but we all know by experience that when the conditions for maintaining oscillation exist in any valve circuit there is no need to do anything special about starting it; the slightest disturbance, such as switching on the h.t., or even just the arrival of a batch of electrons, shock-excites a resonant circuit into some slight oscillation and it very quickly builds up. So we are entitled to suppose that the cavities are already in a state of oscillation, which if it is in the usual mode results in alternate polarities (above and below + h.t.) as shown in Fig. 8. This is, as it were, an instantaneous snapshot at peak voltage during one half-cycle. In addition to the electric field due to the h.t. there will be a field distribution as shown dotted. The arrows show the directions in which an electron would tend to be urged by it.

Suppose an electron has reached position 1 (compare Fig. 7(d)). It is being impelled by the combined influence of h.t. field and magnetic field *against* the oscillatory (dotted) field. So, bringing on Principle No. 4, we know that it is giving up some of its energy to that field, contributing in its own small way to maintaining the oscillation. And being slowed down thereby it is deflected less forcibly by the magnetic field, and the pull of the h.t. is able to regain some degree of control. If everything is right (h.t. voltage, magnetic field strength, and resonant frequency of the cavities) this electron should find itself near the next gap to the right (position 2) just when the progress of the oscillation cycle has reversed the polarity, making it the same as it was at position 1 half a cycle previously. So it continues to give up energy towards maintaining oscillation and at the same time allowing itself to be drawn nearer the anode, on which it ultimately lands.

Now consider an electron that has been born out of due season, so that unluckily it happens to be around position 2 when the polarity is as shown. It is accelerated by the oscillatory field, drawing off energy therefrom and tending to damp out the oscillation. Its

greater speed enables the magnetic field to gain greater control, dashing it the more violently back to the cathode. Although this electron—and others like it—are technically stigmatized as “unfavourable,” they have a chance to redeem their character, as we shall see in a few moments. The foregoing account may make it seem that there are precisely equal chances of electrons helping or hindering oscillation, so that it would inevitably die out, but the situation is saved by the fact that whereas unfavourable electrons are rejected at the first attempt the favourable ones continue in good works for several half-cycles before being finally received into the anode of the blest.

This is, of course, a vastly simplified picture. There are all sorts of subsidiary effects; for instance, electrons that are a little behind the most favourable ones find themselves in a part of the oscillatory field that has a vertical component, which tends to speed them up slightly into the more favourable position. Contrariwise, those just ahead are slowed down. So there is a tendency for all the favourable electrons to move around together, like the spokes of a wheel. Although the individual contributions of the electrons to the oscillatory power are so small, their combined efforts synchronized in this way are responsible for the enormous powers actually obtained, with efficiencies of up to 50 per cent.

If you were a bit incredulous—as you well might have been—when I said that some magnetrons have an output of thousands of kilowatts, you may have performed a rough mental calculation. Whether you did then or not, you can do it now. A certain type

has a peak output of 2 megawatts. Even if the efficiency is as much as 50 per cent, that means an input of 4 MW. The h.t. voltage is 40 kV. Then it is easy to work out that the anode current must be 100 amps. Looking up a catalogue of conventional transmitting valves you will see, for example, that a type giving a peak emission of 100 A requires a filament consuming 600 A at 27.5 V, or 16.5 kW, and you may be wondering how such a heater can be got into a space only an inch or two long and a fraction of an inch in diameter, and what happens to the magnetron when it is switched on. The fact is that only quite a small heater is needed in the magnetron, and after it has been running a short time even that can be switched off! The apparent failures, the “unfavourable” electrons, in their fall back on to the cathode dislodge other electrons by secondary emission, which then go up to take their chance with the rest. The more these are the more are emitted, and the number made available in this way is about a thousand-fold greater than the heater alone can provide. So the “unfavourable” electrons are in fact essential to the working of the high-power magnetron.

If you want to know more about these fascinating valves, which incidentally may well have made the difference between defeat and victory in the last war, I can recommend two books: “The Resonant Cavity Magnetron,” by R. S. H. Boulding (Newnes), and “The Magnetron,” by R. Latham, A. H. King and L. Rushforth (Chapman & Hall). As for the klystron and travelling-wave tube, they will have to wait until next month.

NEW POLICE TRANSMITTER

*Frequency-modulated 250-watt V.H.F.
Radio-telephone*

ONE of the most powerful v.h.f. radio telephone transmitters used so far by the police in this country has been supplied by the General Electric Company to the Metropolitan Police for use at their transmitting station at Forest Hill, London.

In this case the requirement was for a single transmitter to give communication with mobile patrols anywhere within a built-up area of some 750 square miles. As the fringe areas are considerable distances from the transmitting station high power was required and this has been provided by the G.E.C. model BRT108, which is capable of supplying an r.f. output of 250 watts on any spot frequency within the band 70 to 100 Mc/s.


The transmitter, which is crystal stabilized, is in its early stages phase modulated but corrected to give a frequency-modulated output with a deviation of ± 12 to 15 kc/s.

As the illustration shows there are actually two BRT108 transmitters installed side by side. One is a standby set kept ready for immediate operation in the event of failure of the other.

The transmitters, which are remotely controlled from the police operations room, consume 1,100 watts each on full power and 280 watts on stand-by.

A 70-ohm co-axial feeder conveys the r.f. output to the aerial at the top of a 100-ft lattice tower and as the site is one of the highest in London (the aerial is some 450 ft above sea level) the high power available ensures a good signal throughout the service area.

Special attention is given to the all-important matter of maintenance. All parts are very accessible and by a system of runners and studied distribution of weight any of the several units can be removed and replaced by one person.



The two BRT108 v.h.f. f-m transmitters supplied by the G.E.C. to the Metropolitan Police Force.

International Monitoring

Receiving Station of the European Broadcasting Union

By J. TREEBY DICKINSON*

THE European Broadcasting Union was founded in February, 1950, at a meeting of representatives of Western European broadcasting organizations and its present membership includes the broadcasting organizations of 23 countries in the European Broadcasting Area, with 11 broadcasting organizations in other parts of the world as associate members. Its objects are: to facilitate and co-ordinate the exchange of information on all aspects of broadcasting; to undertake research work of general interest; and to put forward the common viewpoint of its members at international conferences.

The activities of the E.B.U. are divided between two establishments, one at Geneva, which deals with cultural and legal matters, and the other, called the Technical Centre, at Brussels. The building that houses the Technical Centre was originally constructed for the offices and receiving station of the International Broadcasting Union (the predecessor of the E.B.U.), in what was then an almost rural district on the outskirts of the city. As a result of steady development over the last two decades and particularly since the war, the Centre is now in the middle of a busy suburb, and the level of electrical interference is such that the location is no longer suitable for a receiving station. It was, therefore, decided in October, 1951, to build a new receiving station on a technically more suitable site.

The search for a site was not an easy one. In addition to the obvious requirement of low noise level, which suggested a site remote from roads, railways, power lines and transmitting stations, it was necessary to stipulate reasonable communications and services. It was necessary, also, to be reasonably sure that the noise level would remain low. This was particularly difficult as there is no law in Belgium corresponding to the British town and country planning regulations, and there could be no certainty that a factory using radio-frequency heating or making and testing electro-medical apparatus might not be built on an adjoining site. Finally it was decided that the safest solution would be to seek a site as close as possible to a long-distance radiotelegraph receiving station then being built by the Belgian Department of Telegraphs and Telephones at Jurbise, near Mons. This would solve the problems of communications and power supply, and the E.B.U. should profit by anything the Administration did to protect its own station from man-made interference. The Union was actually able to lease about six acres of the Administration's own site, with wayleave to erect additional aerials on the rest of the Administration's ground.

The new building, which was officially opened as the Jurbise-Masnuy receiving station on July 22nd, is a one-storeyed building of about 80 feet by 40 feet with underground accommodation for the frequency standards, stores, batteries and the central-heating plant.

The Technical Equipment


Before discussing the technical equipment it is perhaps appropriate to mention some of the functions which the station has to perform. These may be divided roughly into (a) routine operations and (b) special studies. The former include a regular and continuous watch on all the broadcasting bands. The information so obtained is used, in conjunction with data obtained at the receiving stations operated by member organizations, in the compilation of the periodical reports on conditions in the bands. These reports are prepared primarily for the benefit of the members of the E.B.U. by the Technical Secretariat which remains in the original offices in Brussels.

These routine operations are carried out in three of the five receiving cubicles, each measuring approximately 16 feet by 8 feet 6 inches in size, which are provided in the new building. In these cubicles have been installed receivers designed and constructed by the Technical Centre. The first cubicle is devoted to v.h.f. reception, the second to h.f. and the third to the long- and medium-wave broadcasting bands. The fourth cubicle is normally held in reserve and the fifth is used for the special studies undertaken at the request of individual members, or as contributions to the study programmes of the several Working Parties set up by the Technical Committee of the E.B.U.

Normally receivers are required to stay tuned to a given transmission for a considerable time, but at this station they are required to stay tuned to a transmission only long enough to identify it, measure its frequency and assess the standard of reception. The shorter the time taken to deal with one station the better. The electrical requirements are therefore a high and variable selectivity, low receiver noise and, particularly, the minimum of spurious responses. The mechanical requirements include extremely robust and easily operated tuning arrangements and easily read tuning scales.

The arrangement adopted for the layout of the receivers might be considered as a compromise between the vertical rack arrangement and the so-called

*European Broadcasting Union.



The new E.B.U. receiving centre at Jurbise-Masnuy, near Mons, Belgium.

"console." The main units of the receivers and the frequency-measuring sets are mounted on the upper parts of racks, with the power-supply units beneath, and in front of these are mounted wide sloping desks on which are the controls and the interpolation devices for frequency measuring. Provision has been made for magnetic-tape recording as an aid to identification, and it is planned to provide in due course a cathode-ray display of received signals over more or less narrow bands of frequencies.

As mentioned earlier, the frequency standards are installed in an underground compartment which is thermostatically maintained at a uniform temperature. There are two standards, one basically a "Telefunken" instrument of pre-war design, obtained from the U.I.R. and extensively modernized. The quartz crystal frequency of 500 kc/s is fed to a doubling stage before the multi-vibrator, from which outputs spaced at 100, 10 and 1 kc/s, and, of course, at 1,000 kc/s, are distributed. The frequency is normally constant within 3 or 4 parts in 10^8 . The other standard is of American manufacture.

Frequency Measurement

The method adopted for frequency measurement is fundamentally one of the classical methods, and the only novelty introduced is its adaptation to rapid operation. To minimize the risk of operators' errors, which can be quite serious towards the end of a period of duty, as many operations as possible have been made automatic and, among other devices, a simple arrangement has been incorporated to give an immediate indication of the sense of the frequency difference between the signal to be measured and the locally generated oscillation.

The receiver having been tuned accurately to the signal to be measured, a signal is injected into the r.f. amplifier of the receiver. The injected r.f. signal is selected so that the heterodyne frequency produced in the receiver output is a fairly low audio frequency, the local signal having the lower frequency. Next a locally generated audio frequency is injected into the a.f. chain of the receiver and adjusted to zero-beat with the first heterodyne tone. The reading of the a.f. oscillator then gives the amount to be added to the whole number of kc/s to obtain the frequency of the signal being measured. The accuracy of this method depends upon the accuracy of the frequency of the injected radio frequency signal and upon that

of the audio-frequency oscillator. The injected frequency is checked at each observation by reference to the multi-vibrator output and the a.f. oscillator is accurate to within one or two cycles per second. Measurements made by this method in the ordinary course of routine operations have an accuracy of four or five parts in 10^7 .

This method of frequency measuring is generally used but when, as often happens, the signal frequency is within a few cycles of a known integral number of kilocycles per second, the output of the 1-kc/s multi-vibrator is injected into the r.f. amplifier of the receiver and the beats are counted against a chronometer. The sense of the difference is determined by introducing a phase-change in the feed to the multi-vibrator, which has the effect of changing the local frequency in a known sense. Work is at present going forward on a scheme to extend the application of this method by utilizing electronic counting.

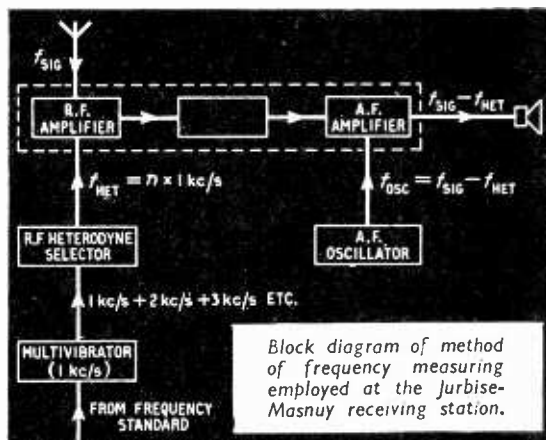
The Aerials

For long and medium waves, inverted "L" aerials are used as they are effective for both ground and sky waves. For h.f. broadcasting, elevated horizontal dipoles have been found most satisfactory. Two sets have been erected at right-angles, giving approximately E-W and N-S directivity.

For v.h.f. a rigid horizontal dipole is used. It is slung, complete with its rotation motor, immediately above the v.h.f. receiving cubicle. It can be readily lowered and for measuring v.h.f. field-strengths the dipole elements are removed and a signal from a standard-signal generator injected into the matching unit to obtain the same signal at the receiver.

It is planned to erect in due course a direction-finding aerial for use on h.f. and medium waves, mainly as a means of facilitating reception of individual stations in crowded channels. In the meantime, large rotating frame aerials are being used.

Three h.f. feeders, buried coaxial for the first 100 yards and thereafter overhead open wires, join the E.B.U. building to that of the Belgian R.T.T. station. These enable any of the aerials of the point-to-point station, which are mainly rhombics, to be connected to the E.B.U.'s receiving station. The same feeders can also be used to make the Union's standard frequencies available to the R.T.T. station.



PORTABLE ALUMINIUM MAST

200-ft Lightweight Structure for
Experimental Use

DURING the early stages of planning a micro-wave relay chain, it is often necessary to try out several likely sites at each relay point before finally deciding on the most suitable one. This generally involves erecting a mast and testing aerials at various heights.

The design of the mast and the materials from which it is made can therefore be quite important and should be such that the minimum effort is required to erect and dismantle it.

A sectional mast intended to meet these requirements has been constructed from a special lightweight alloy known as Noral 51SWP. It is an aluminium-silicon-magnesium alloy having a typical tensile proof stress of 18 tons/sq in.

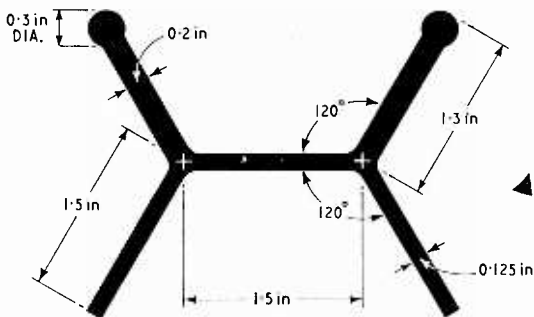
As an example, a 200-ft mast made of Noral 51SWP complete with steel head, base plates and wire ropes, but excluding anchorage pickets, weighs just over $1\frac{1}{2}$ tons. With the pickets in position it is possible to erect such a mast in an eight-hour working day with a team of six men.

The mast, which is prefabricated, is triangular in section and is of lattice construction. It is built up from a number of sections each 8 ft 4 in long and weighing 110 lb. These are easily handled by two men working on the mast with the aid of a suitable erecting pole. One can be seen at the top of the mast in the illustration and, like the mast itself, is made of lightweight alloy.


Sections of the mast are bolted together by high-tensile steel bolts and these and the few other steel parts used are galvanized as a protection against the weather.

The main longitudinal members of the mast are shaped as shown in the drawing and this particular cross-section is said to enable equipment and aerials to be raised easily up the mast for testing at the various desired levels. The use of aluminium alloy simplifies the production of extruded sections of this kind.

Another advantage of aluminium for outdoor struc-



Cross-section of one of the main longitudinal uprights made from extruded aluminium alloy.



Part of a 200-ft experimental portable mast made of lightweight aluminium alloy to facilitate transport and erection.

tures is its inherent resistance to weather conditions without the help of protective paint, an important feature in a mast which is frequently being assembled and dismantled since paint would have a very short useful life.

The mast illustrated was built by Painter Brothers to the design of British Insulated Callender's Construction Company, from Noral 51SWP supplied by the Northern Aluminium Company.

Book on Communication Theory

IN September last year a Symposium entitled "Applications of Communication Theory" was held at the I.E.E., and in our November issue we reviewed some of the more practical topics which emerged from the proceedings. Now, the complete set of papers and the discussions which followed them have been published in book form under the title of "Communication Theory" by Butterworths Scientific Publications.


The papers have been arranged under five main headings: transmission systems and coding; transmission in the presence of noise and signal discrimination; characteristics of transmission channels; applications of the theory in television; and transmission and analysis of speech. Other papers not falling into these groups are on information generators, hearing, the statistical structure of language, semantic information, and the application of information theory to optics. In addition there is a very useful summary of the whole field of communication theory by Dr. D. Gabor and an opening address by Professor Willis Jackson, who organized the Symposium.

The book is very well produced and for those interested in this field of study is well worth the price of 65s.

Meter Overload Protection

Use of Metal Rectifiers as a Safeguard for Delicate Instruments

By J. de GRUCHY*



Typical example of a rectifier-protected microammeter.

THE wide use of microammeters in the field of communications and electronic engineering has produced a need for a protective system to safeguard these delicate instruments.

In case anyone challenges the use of the word "delicate," they should check the power consumption of representative moving-coil movements. They will find that instrument users of twenty years ago were well satisfied with a 1-mA, 100-ohm movement, i.e., 100 microwatts for full-scale deflection. Nowadays, circumstances sometimes compel the rejection of a 1,000-ohm 50- μ A movement (which requires only 2.5 microwatts for full-scale deflection) on the grounds that its resistance is too high. Although modern magnets have made some improvement, it is nothing like the forty times change in power sensitivity noted above. The user of this 50- μ A instrument will expect the pointer to move off zero when a half microamp flows through its 1,000-ohm coil (i.e., a 1-% deflection) and when this current ceases to flow he will expect the control spring to bring the pointer smartly back to zero against the frictional torque, despite the fact that the power involved in its excursion is a quarter of a milli-microwatt.

Users could do much towards making the microammeter a less vulnerable instrument by studying their circuit conditions and specifying the maximum resistance that the circuit will permit.

A high resistance winding has more ampere turns, and hence a larger working force for a given current; this permits the use of relatively strong control springs which will return the pointer more accurately to its zero without external assistance. Furthermore, the

high resistance will help to limit any fault current that may appear in the circuit and thus provide a measure of protection on its own account.

It is unfortunately true that there are many applications where the permissible circuit resistance for the microammeter is in excess of the maximum value that is commercially available. In the meter the limit is set by the dimensions of the magnet gap, the angular deflection of the coil and the diameter of the wire. The first two are settled by conventional design, whilst the wire diameter is fixed by the skill of the operator in the factory.

It is a relatively simple matter to magnify an instrument pivot by optical means, so that the operator who is polishing the 0.001-in radius at its tip, thinks that he or she is dealing with the business end of a 6-in wire nail. It is not so easy to persuade the operator winding 50-s.w.g. enamelled wire ($d=0.001$ in) that it is 22 s.w.g., particularly when it comes to removing the enamel and soldering the connection.

These factors lead to the adoption of 2,000 to 2,500 turns of 50 s.w.g. as the highest resistance generally available, the resistance being of the order of 3,000 ohms.

Whilst there would be a real advantage in employing 52 s.w.g. ($d=0.00006$ in) in order to reduce the weight of the copper winding, the difficulty in handling this fine wire restricts its use to the more specialized type of instruments.

The characteristics of a number of commercial instruments using a "Ticonal" magnet and a 0.625-in tunnel are shown in Table 1.

This table shows that it is possible to provide the normal torque at any current sensitivity down to 100 μ A with an increasing volt drop as the current sensitivity is increased, until at 100 μ A full-scale deflection, the volt drop on the movement is 350 millivolts.

When a full-scale deflection with less than 100 μ A

* Electrical Apparatus Co.

TABLE 1

Current for Full Scale Deflection	Turns	Res. (ohms)	Torque (mg.-cm. for 100°)	Millivolts at F.S.D.	Microwatts at F.S.D.
2 mA	120	9	80	18	36
1 "	240	36	80	35	36
100 μ A	2,400	3,500	80	350	35
100 "	1,200	1,000	40	100	10
50 "	2,400	3,500	40	175	8.75
50 "	1,200	1,000	20	50	2.5
25 "	2,400	3,500	20	87.5	2.2

is required some torque must be sacrificed and it is here that the case for a high resistance coil becomes apparent.

The microammeter is delicate, therefore, because of its lightweight construction, made necessary by the limited torque available, and also by reason of the fine wire winding on the moving coil. Protection of a microammeter then requires, first, mechanical protection against damage to the movement and, secondly, protection of the fine wire coil from thermal overload.

It will be understood that a fine wire fuse, such as the Wollaston wire fuse described by F. R. W. Straford (W.W., Feb., 1953, page 90) will be scarcely suitable for the present purpose since reference to Fig. 1 of that article shows that a 600-times overload on our 50- μ A instrument takes some five seconds to clear the fault, and although the winding may be protected from thermal damage, the pointer will, in all probability, be found at some quite unexpected angle relative to the coil former.

In order that we may assess the relative merits of different overload protection methods, it becomes necessary to define overload capacity. As far as the writer is aware, no one has yet put forward a definition of overload capacity of a moving coil instrument, and he is well aware that the following definition, while quite practical in its application, may not at first be readily acceptable.

It should be stressed, therefore, that the mechanical overload factor described here is not to be taken as the maximum overload that the movement will withstand. It is a figure of comparison only, and the safe overload factor will be of the order of one-half of the values quoted below.

It is as well at this juncture to consider the effect of an overload on a moving-coil instrument. There is first of all the side thrust on the pivots when the coil

and pointer are arrested. There is a danger, if the end play is excessive, that the pivot tip may strike the edge of the jewel cup, but beyond this the writer has yet to find a damaged pivot due to simple overload.

Bending of the pointer as the result of an overload will almost certainly upset the balance of the instrument, and it then becomes necessary to re-balance and re-calibrate the instrument before it can be used as a measuring tool. There is also a risk on heavy overloads that the control spring will fly out and be caught up on any nearby obstruction. Spring guards on the spring anchors will help to reduce this risk.

Lastly, under thermal overload, the insulation between turns or between layers may be damaged, and short-circuited turns or layers will cause the instrument to read low.

Mechanical Overload Tests

For the tests described below, the "mechanical overload factor" is taken as the reciprocal of the ratio of the full-scale current to that current which, when applied suddenly in a forward direction to the moving coil (standing previously with the pointer in line with a side zero mark) causes the pointer so to bend on impact with the top stop that upon the removal of the current (with the scale plate in a horizontal plane), the pointer comes to rest 1% of the full-scale deflection away from the zero mark. Tests on three representative microammeters showed that they exhibited mechanical overload factors of 140, 150 and 225 respectively, as defined above.

These values may be somewhat higher than the reader might have expected. Little information has been published on this subject, although makers, particularly those in the multi-range meter field, have been actively engaged for many years in making their products as rugged as possible.

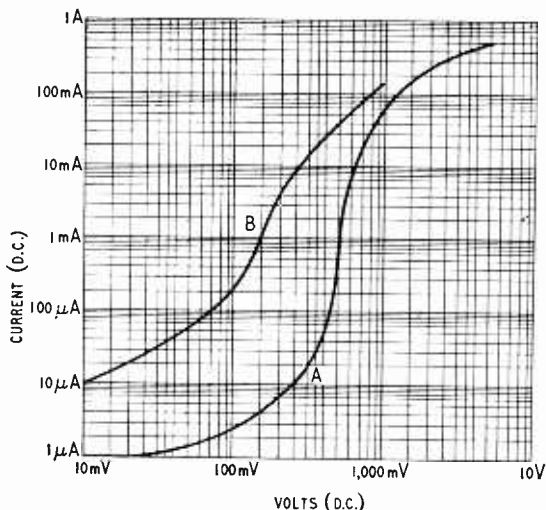


Fig. 1. D.C. voltage/current relationship for metal rectifiers. Curve A, selenium type H9; curve B, copper oxide type I.I.I.BNS.

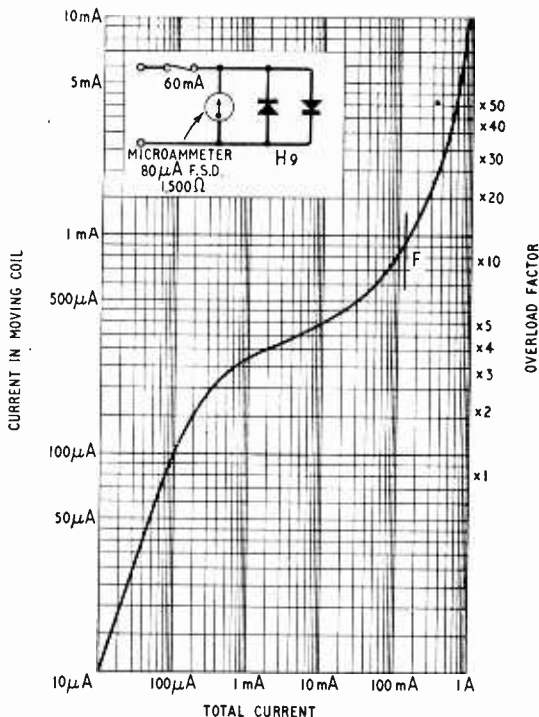


Fig. 2. Test curve of microammeter with rectifiers and fuse for overload protection.

The movements used for these tests have a generous magnet and are more than critically damped. In addition, the resilient pointer-stops are set to support the pointer just below the spade. Whilst a short knife-edged pointer can be made to exhibit similar characteristics, some difficulty is experienced in protecting a pointer with a long knife edge, such as is needed to cover the multitude of scales that are sometimes seen on multi-range instruments.

In the ideal case, the movement would withstand a mechanical overload equal to its maximum thermal overload. The thermal overload capacity is controlled by the surface area of the coil former and the proximity of cooling mass. For a 3½-in instrument, the safe thermal dissipation will be of the order of 500 milliwatts. Taking 10 microwatts as the consumption of our microammeter, this represents a thermal overload of 50,000 times, or a current overload of $\sqrt{50,000} = 220$ times.

Even when we have provided this measure of protection, it will be seen that it requires 22 volts only to overload a 100- μ A 1,000- Ω microammeter.

Since voltage of at least ten times this value might be encountered, it becomes necessary to provide an auxiliary safeguard. Such a device should also have the property of reducing the maximum overload under any circumstance to a figure well within the capabilities of the instrument movement.

To give complete protection, therefore, a non-linear resistance is connected across the moving coil so that it has negligible shunting effect whilst the pointer is on the scale, but its decrease of resistance with applied voltage allows it to shunt an increasing proportion of the current when the pointer has exceeded a full-scale deflection.

This non-linear resistance has the effect of shunting the movement during overload, and this shunt also serves to pass the current due to the self-generated voltage caused by the movement of the coil. This secondary effect increases the braking torque, and thus softens the impact of pointer on the stop.

The choice of the non-linear resistance will lie between a copper oxide or selenium rectifier disc, and it is necessary to employ discs facing in each direction, to protect the movement against both a forward and a reverse current overload.

The characteristics of a 1.1.1.b.n.s. copper oxide and an H9 selenium rectifier are shown in Fig. 1. Where the full-scale volt drop exceeds 50 millivolts, the copper oxide rectifier is scarcely suitable, on account of the large value of the shunt current at full-scale deflection. Under these circumstances the selenium disc is to be preferred. On the other hand, for the protection of milli-voltmeters having a volt drop of less than 50 millivolts at full scale, the copper oxide rectifier would give a greater measure of protection.

Since these rectifier discs exhibit a negative coefficient of resistance with temperature, a coefficient which may approach 1% per degree C at small current densities, it is imperative that the current shunted at full-scale deflection shall be a small proportion of the total. With a full-scale deflection with 150 millivolts and a typical H9 rectifier passing 3.5 μ A at this voltage, the effect of a 10° C change in temperature will give rise to a 0.35- μ A increase of current in the rectifier, or a reduction of full-scale deflection current of less than 1% on a 50- μ A instrument.

It is only in the case of microammeters that this shunt error will be observed. When the full-scale deflection is 1 mA or more, the millivolt drop at full

scale will be so small that from Fig. 1 it will be seen that the shunt current can be ignored.

In addition to the protection of the moving coil which is given by the rectifier shunt, we now need protection for the rectifier itself. This can be obtained conveniently by means of a 60-mA fuse (the continuous rating of the H9 rectifier is 75 mA) and a double fuse holder carrying a spare fuse can be fitted to the back of the instrument case.

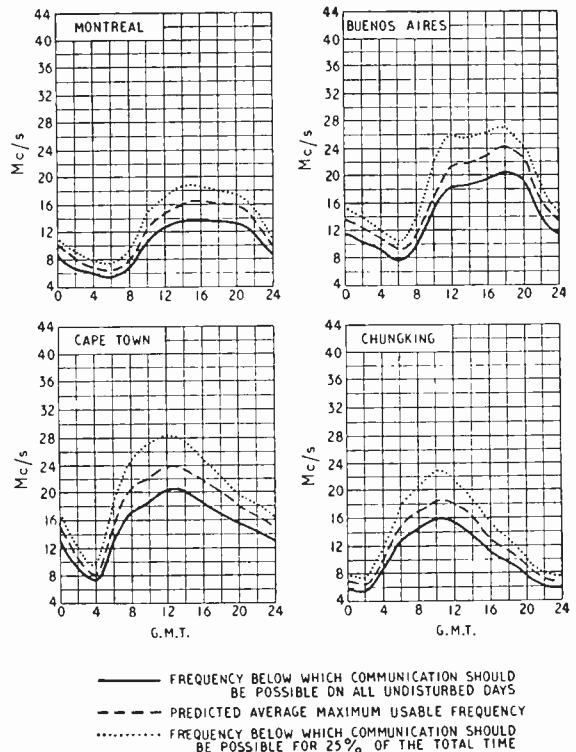
Perusal of the test results in Fig. 2, which were taken with the fuse short circuited, show that the rectifier and instrument combination could withstand, for a short period, an overload representing 10,000 times full-scale current of the instrument. The fuse, if connected, would have opened the circuit at about point F in Fig. 2, where the total current in the circuit was 120 mA, representing a 10 times overload on the movement. As explained above, such an overload would do no harm to the movement, and the cost of carelessness will be only the price of a new fuse.

Short-wave Conditions

Predictions for September

THE full-line curves given here indicate the highest frequencies likely to be usable at any time of the day or night for reliable communications over four long-distance paths from this country during September.

Broken-line curves give the highest frequencies that will sustain a partial service throughout the same period.



Improving the

SINCE the publication of the original articles on the f.m. feeder unit in the September and October 1952 and February, 1953 issues, the authors have continued work on the design and have succeeded in improving the performance in a number of respects. The chief feature of the improved design is a new frequency-changer circuit which, though simpler than the original gives better oscillator stability. Another feature is a pre-set potentiometer which is included in the discriminator circuit and greatly facilitates adjustment of the unit for minimum response to a.m. signals. The complete circuit of the revised unit is given in Fig. 1 in which, where possible, components have been given the same numbers as in the original circuit in the September issue but do not necessarily have the same values. This circuit as drawn is suitable for use with an EF91 (or equivalent) as r.f. amplifier but the new design is equally suited for use with an EF95 in this position; the EF95 will, however, require the screen potential divider shown in the original circuit and in Fig. 2.

The essential features of the new frequency changer circuit are shown in Fig. 3. Signals from the anode of the r.f. valve are injected into the cathode circuit of the oscillator via the series inductor L_3 . This particular form of signal injection into the frequency changer was adopted because, as shown below, it

readily permits an improvement in frequency stability. This inductor L_3 together with the anode capacitance of V_1 and C_{10} constitute a π -section matching network and the value of C_{10} is chosen to give maximum voltage transfer to the low cathode input impedance of V_2 . L_3 is effectively tuned by the anode capacitance of V_1 and C_{10} in series and its inductance is chosen to give resonance at the centre of the tuning range. Winding details for L_3 are given in the accompanying table. Best results are obtained with a low value of capacitance across the input to the π -section network and, to keep this capacitance low, the anode load resistor R_5 for the r.f. stage is connected to the output side of the network. C_5 is a d.c. blocking component and its capacitance is not critical provided its reactance is small at the frequency handled.

Because of the presence of the π -section network, the cathode circuit of the oscillator is effectively inductive over a small frequency range below the resonant frequency of the π -section network, and is effectively capacitive above it. As the cathode-coupled Colpitt's oscillator requires a capacitive cathode circuit, the oscillator must work above the signal frequency. This is a departure from the original circuit in which the oscillator operates below the signal frequency. The necessary increase in oscillator frequency is obtained by reducing the number of turns on the tuning inductor L_6 , winding details for which are also given in the table. It might be thought that oscillation would be difficult to maintain with such a large value (15 pF) of cathode capacitance, C_{10} , but in fact the effective capacitance is appreciably less than the physical value because of the presence of L_3 and V_1 output capacitance.

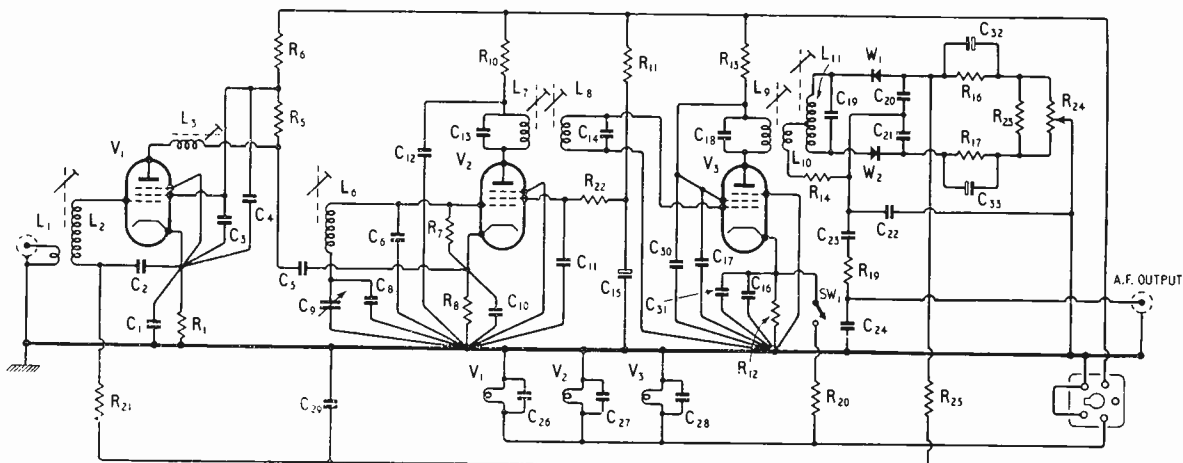
The stability of an oscillator is dependent on a number of factors but the principal cause of frequency drift in v.h.f. oscillators is variation in valve capacitances; such drift is very obvious, of course, in the period immediately after switching on when the valve is warming up. In the original oscillator circuit the valve is connected directly across the LC circuit and is thus tightly coupled to it. This gives good amplitude

NEW COIL SPECIFICATION TABLE.

Circuit position	Circuit reference	Winding details
r.f. anode coil	L_3	8 turns 26 s.w.g. enamelled copper wire occupying a length of 0.5½ in approximately.
oscillator coil	L_6	3 turns 26 s.w.g. enamelled copper wire occupying a length of 0.3½ in approximately.

Formers: Aladdin type PP5892 or PPF 16055.
Dust-iron cores: Aladdin type PP5804 or Neosid 901.

Fig. 1. Complete circuit diagram of the modified F.M. Feeder Unit. Circuit numbers are the same as in the original, but their values may be different (See list of components).



F.M. Feeder Unit

Modifications Giving Better

Oscillator Stability and Simpler Adjustment of Discriminator

By S. W. AMOS,* B.Sc. (Hons.), A.M.I.E.E., and G. G. JOHNSTONE,* B.Sc. (Hons.)

of oscillation and efficient frequency conversion but is not the condition for maximum stability of oscillation frequency. The latter is achieved by coupling the valve very loosely to the LC circuit but if the degree of coupling is reduced below a certain value it is impossible to maintain oscillation. Best stability is thus obtained by using a coupling slightly greater than the minimum value necessary to secure oscillation; this entails a slight loss in conversion efficiency.

Alternatively, stability can be improved by using a tuned circuit of lower L/C value. For a given resonance frequency this implies increased capacitance which tends to "swamp" any variations in valve capacitance. This also entails a loss in conversion efficiency. Increased oscillator stability has been obtained in the new frequency-changer circuit by a combination of both methods, i.e., by use of a larger capacitance across the valve and by reduced coupling to the LC circuit.

Experiments on the f.m. feeder unit showed that if the capacitance across L_6 is made up of two equal capacitors in series, a valve connected across one of them gives adequate oscillation amplitude and good conversion efficiency. In such a circuit, a change in valve capacitance gives one quarter the change in oscillation frequency which is obtained when the valve is directly connected across the same inductor. Thus by tapping the valve down the tuned circuit in this manner, the oscillator stability has been quadrupled. The factor of improvement actually realised with this circuit is such that tuning drift is negligible after the initial warming-up period.

The capacitance in parallel with L_6 , i.e., the effective tuning capacitance is made up of four sources namely C_6 , C_8 , C_9 and the input capacitance of V_2 . The latter capacitance varies from valve to valve but an average value for this particular circuit is 8 pF. These four capacitances must satisfy the following:

1. They must tune L_6 to the required frequency.
2. They must give the correct frequency coverage (98.2—110.7 Mc/s) as C_9 is rotated from maximum to minimum. (oscillator coverage).
3. They must be such that the valve is effectively tapped half-way down the resonant circuit.

If L_6 is fixed, these three conditions determine precisely the capacitances of C_6 , C_8 and C_9 . If L_6 is decreased, the capacitances must be increased to meet these conditions and it is advantageous to make L_6 as small as is consistent with the maintenance of oscillation, because the large capacitance required across the valve ensures high stability. Oscillation is possible with L_6 consisting of a single turn only but a larger inductance is advisable.

It will be noticed that there is no oscillator grid capacitor (such as C_7 in the original circuit); this capacitor is not necessary because the lower end of L_6 is not directly earthed but includes C_8 and C_9 in parallel, these functioning as a grid capacitor.

It was pointed out in an earlier article that the values of R_{15} and R_{18} (Fig. 1 in the Sept., 1952 article) should be chosen to give minimum output when the

* B.B.C. Engineering Training Department.

Fig. 2. Modified circuit of the RF stage for use with the EF95 valve.

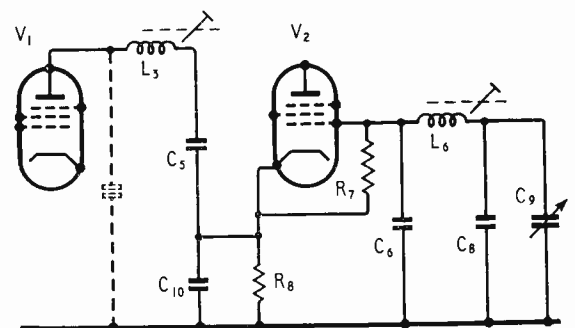
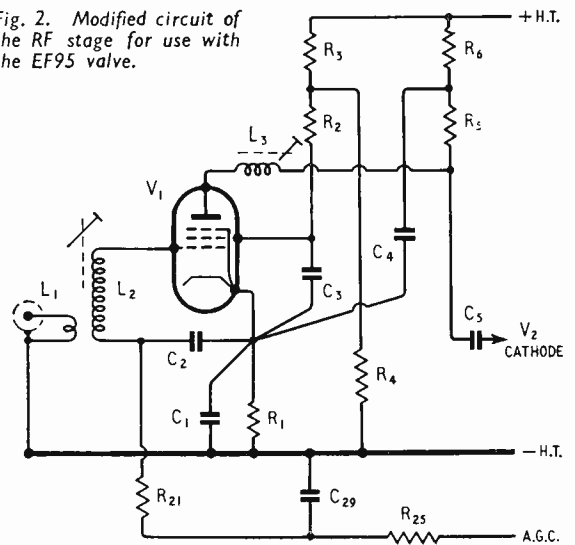


Fig. 3. Essential features of the new frequency changer circuit. Only components necessary for its understanding are included.

unit is tuned to an a.m. transmission, the value of $R_{15} + R_{18}$ remaining at 2.5 k Ω . This adjustment is desirable to obtain the maximum degree of amplitude limiting. The discriminator circuit has been revised to facilitate this adjustment; the four resistors R_{14} to R_{18} constituting the discriminator load are now arranged in a different order, R_{18} and R_{17} being next to the crystals and being shunted respectively by C_{32} and C_{33} . This re-arrangement was made to give R_{15} and R_{18} a common earth connection; these resistors can thus be replaced by the potentiometer R_{24} which has its slider earthed. As a 2.5-k Ω potentiometer may be difficult to obtain, a 5-k Ω component (with the shaft allotted for screw-driver operation) is used and is shunted by a fixed 4.7-k Ω resistor R_{23} to give an effective resistance of approximately 2.5 k Ω . The potentiometer can be mounted on the rear flange of the chassis close to the discriminator components. It should be adjusted to give minimum a.f. output when the unit is tuned to an a.m. signal such as the transmission from Wrotham on 93.8 Mc/s or the output of an a.m. signal generator. It may be found that the potentiometer setting required for minimum output varies slightly with the amplitude of the signal input to the unit. The reason is that the difference between the forward resistances of the

two crystals does not, in general, remain constant when these resistances are reduced by the application of larger signals to the crystals.

Because of the inclusion of R_{23} and R_{24} the a.g.c. line is no longer effectively decoupled to earth by the electrolytic capacitor C_{25} , as in the original model, and the additional components R_{25} , C_{26} are introduced to filter any audio signals from the a.g.c. line. To avoid congestion around the input side of the r.f. valveholder, these components are included in the a.g.c. line before it enters the screened input compartment of the r.f. valve.

The changes introduced do not affect the method of lining up the i.f. transformers described in previous issues if the slider of R_{24} is set to the mid position. The adjustment of amplitude limiting can be carried out afterwards, following which the r.f. and oscillator circuits should be adjusted as follows:

If V_2 does not oscillate at all, or if it oscillates only when the tuning capacitor is near minimum capacitance, this is probably due to the inductor L_3 being too low and the dust-iron core should be screwed fully in. When oscillation is satisfactory, the oscillator inductance should be adjusted to give the correct frequency coverage. First set C_9 at maximum and adjust L_6 to receive an input to the unit at 87.5 Mc/s. Now set C_9 to minimum and find the frequency to which the unit is tuned. If this is considerably above 100 Mc/s, C_8 should be increased and if it is considerably below 100 Mc/s C_8 should be decreased. If C_8 needs alteration, L_6 must again be adjusted at the low-frequency end of the band. L_1 and L_3 can now be adjusted to give maximum sensitivity at the centre of the 87.5-100 Mc/s band. If the Wrotham a.m. transmission is receivable this will serve as a carrier on which to carry out the adjustment; otherwise the adjustment can be made on the output of a signal generator set to 94 Mc/s. It will be found that adjustment of L_3 affects the oscillator frequency slightly and, as L_3 is varied, the tuning control should be rocked so as to keep the unit accurately tuned.

Ideally it should not be necessary to advance the slugs of L_1 , L_3 and L_6 into the centre of the windings in order to line them up. A dust-iron slug in such a position with respect to a winding usually lowers the Q of the inductor at frequencies of the order of 100 Mc/s and better results can be obtained if one end of the slug just enters the winding.

A number of enquiries have been received about the use of an f.m. feeder unit with an audio amplifier which includes a mains unit of which the 6.3-volt winding has an earthed centre tap. In general it is preferable to modify the feeder unit for use with an l.t. supply of this type rather than to transfer the earth connection to one side of the 6.3-volt winding in the amplifier (which might lead to hum). The feeder unit can be adapted by bringing out both sides of all the heaters to connections on the supply socket. Both sides of the heaters should be decoupled to earth by 0.001- μ F miniature ceramic capacitors mounted on or very close to the valveholders. A number of such amplifiers supply 400 volts h.t.; this should be reduced to not more than 250 volts for the unit by a series resistor of 4.7-k Ω decoupled to earth on the unit side by an electrolytic capacitor of 450 volts rating and, say 16 μ F capacitance. The resistor must be of at least 5 watts rating and will get hot in use. It should not therefore be mounted underneath the f.m. unit for it may cause tuning drift by warming up the oscillator components.

LIST OF COMPONENTS

Resistors.

R_1 , 180 Ω	R_{14} , 47 Ω
R_2 , 270 Ω	R_{16} , 6.8 k Ω *
R_3 , 22 k Ω	R_{17} , 6.8 k Ω *
R_4 , 47 k Ω 1 W.	R_{19} , 47 k Ω
R_5 , 10 k Ω 1 W.	R_{20} , 470 Ω
R_6 , 4.7 k Ω	R_{21} , 10 k Ω
R_7 , 33 k Ω	R_{23} , 330 Ω
R_8 , 1.8 k Ω	R_{24} , 4.7 k Ω
R_{10} , 1 k Ω	R_{25} , 5 k Ω pre-set potentiometer.
R_{11} , 4.7 k Ω	R_{26} , 1 M Ω
R_{12} , 180 Ω	
R_{13} , 1 k Ω	

* Close tolerance.

All resistors 1/4W unless otherwise stated.

Capacitors.

C_1 , 0.001 μ F miniature ceramic.	C_{17} , 0.01 μ F 350 V.
C_2 , 0.001 μ F miniature ceramic.	C_{18} , 10 pF*
C_3 , 0.001 μ F miniature ceramic.	C_{19} , 35 pF*
C_4 , 0.001 μ F miniature ceramic.	C_{20} , 300 pF
C_5 , 0.001 μ F miniature ceramic.	C_{21} , 300 pF
C_6 , 15 pF*	C_{22} , 300 pF
C_7 , 15 pF*	C_{23} , 0.01 μ F 350 V
C_8 , 15 pF*	C_{24} , 0.001 μ F
C_9 , 15 pF max. airspaced variable.	C_{26} , 0.001 μ F miniature ceramic.
C_{10} , 15 pF.	C_{27} , 0.001 μ F miniature ceramic.
C_{11} , 0.001 μ F miniature ceramic.	C_{28} , 0.001 μ F miniature ceramic.
C_{12} , 0.001 μ F miniature ceramic.	C_{29} , 0.1 μ F
C_{13} , 10 pF*	C_{30} , 0.001 μ F miniature ceramic.
C_{14} , 10 pF*	C_{31} , 0.001 μ F miniature ceramic.
C_{15} , 4 μ F electrolytic.	C_{32} , 25 μ F 25 V electrolytic.
C_{16} , 0.01 μ F 350 V.	C_{33} , 25 μ F 25 V electrolytic.

* Close tolerance.

Valves.

V_1 , EF91, 6AM6, Z77, 8D3, 6F12 EF95, or 6AK5.	V_2, V_3 , EF91, 6AM6, Z77, 8D3 or 6F12.
---	--

Simple Distortion Meter

Provision for Qualitative Inspection of Distortion Products

By V. J. TYLER, B.Sc., A.M.I.E.E. *

DISTORTION factor, or total percentage harmonic distortion, is a common indication of the quality of an amplifier, since it is an easy quantity to measure. It is not the best indication, for reasons explained later. However, when used in conjunction with an oscilloscope, a distortion-factor meter can be a powerful and subtle tool for analyzing circuit behaviour. When distortion products are purged of the last traces of fundamental, and presented at high level for visual inspection, their complicated nature and great variety are revealed. At the same time it becomes clear that meter readings of percentage distortion may mean anything or nothing, according to the type of distortion present. An accurate meter may therefore be an unnecessary luxury for many measurements. More often, all that is needed is a simple instrument capable of presenting distortion products in a form suitable for oscilloscopic presentation, and, less importantly, to give a reasonably accurate idea of their level on a meter for rough comparison purposes.

A "double-T" bridge-type filter is used for removing the fundamental-frequency component of the waveform to be analyzed. With two of the resistive elements variable as shown in Fig. 1, the fundamental can be absolutely removed. When the bridge is nearly balanced, the changes in output caused by adjusting the two controls are in quadrature phase relationship. Consequently, the controls do not react upon each other, and the bridge can be balanced in two or three moves. The advantages of the double-T bridge for removing the fundamental are, firstly, that it is more compact than most types normally used, and, secondly, that it can be used at very low frequencies without massive inductors. The disadvantage is that different harmonics are differently attenuated and phase-shifted

by the bridge, but this is avoided in the present circuit by adding an equalizer after the bridge.

Fig. 2 shows the attenuation characteristics of a plain bridge, A, and with the addition of an equalizer, B. Since the insertion loss of the equalizer at harmonic frequencies is about 15 db, a switch is provided to cut it out where maximum sensitivity is more important than truthful presentation.

The frequency range of the bridge and equalizer

* Marconi Wireless Telegraph Company.

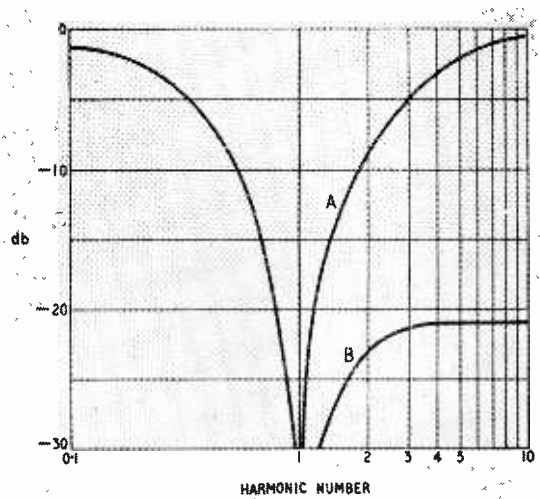


Fig. 2. Response of simple double-T bridge (A), and with the addition of an equalizing circuit (B)

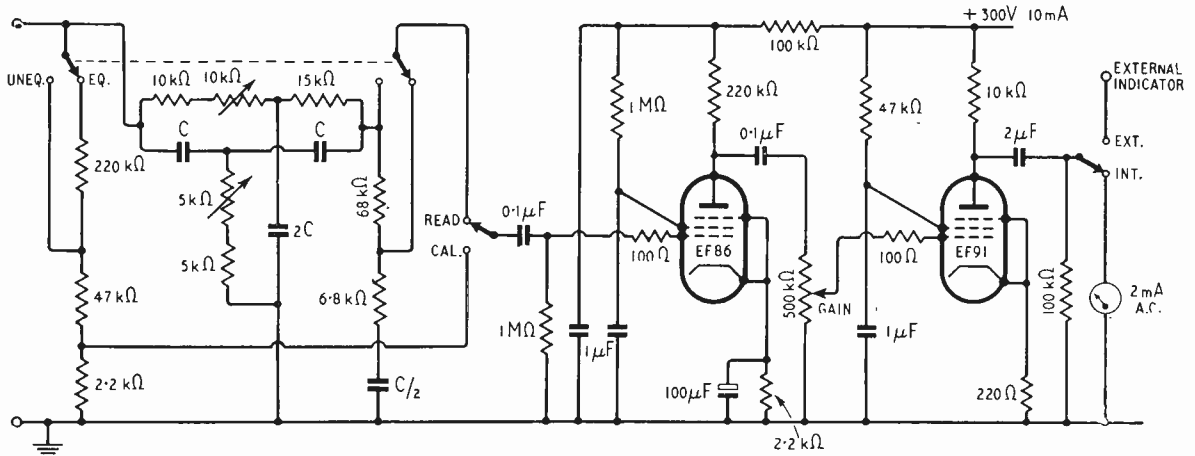


Fig. 1. Circuit diagram of filter-amplifier for removing the fundamental frequency. At 1 kc/s, $c = 0.01 \mu\text{F}$.

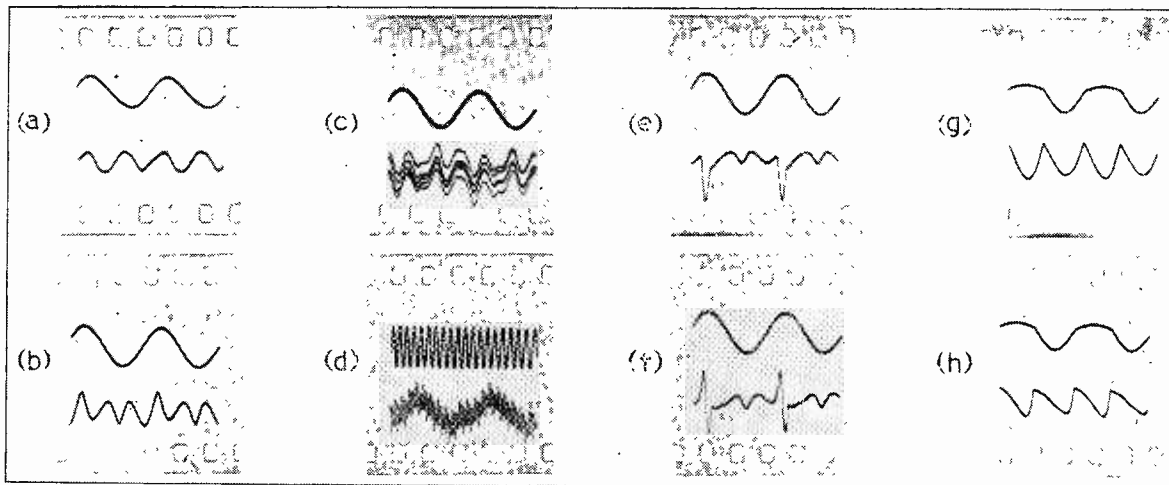


Fig. 3. Oscillograms of typical distortion displays, described in text

network is a matter of choice. If the fixed 15-k Ω resistor is replaced by another 10 or 20 k Ω variable, ganged to the one already shown, smooth "tuning" over a 2:1 frequency range is possible. The four capacitors can then be switched to give overlapping ranges, keeping them always in the ratio shown. The centre frequency of each range is inversely proportional to the value of C, which is about 0.01 μ F for 1 kc/s. In the writer's experience, however, only four spot frequencies are necessary to obtain distortion characteristics for an average amplifier, say, 20 c/s, 100 c/s, 1 kc/s and 5 kc/s. These can easily be obtained by switching capacitors, leaving the resistor arrangement as shown in Fig. 1. Components of ± 5 per cent tolerance should be used for the bridge and equalizer.

The distortion products leave the bridge at a level of the order of a millivolt, and are amplified by the straightforward amplifier shown. Since only the distortion is amplified, reasonable further distortion in this amplifier is of second-order importance, and no unusual precautions are needed in respect of linearity. The design shown gives about 70 db gain over the range 16 c/s-16 kc/s, but the characteristics may be altered to suit individual cases. The harmonics are measured by diverting the current output of the final pentode through a 2-mA rectifier meter, which gives a direct linear reading of distortion percentage. The meter indicates the average value instead of the more usual r.m.s. value, but there is no point in being academic over so equivocal a quantity as percentage distortion, and in actual practice the average value is little more or less meaningful than the r.m.s. value. The amplifier output can be switched through to an external terminal for oscilloscope use, or for connection to an external r.m.s. indicator if the craving for an r.m.s. value proves irresistible.

A calibration signal is obtained from a potentiometer connected across the source, components for this being of ± 2 per cent tolerance. This gives a signal which is the equivalent of 10 per cent distortion, and the amplifier gain is adjusted to make this coincide with any convenient scale marking, according to the expected value of the distortion to be measured. The meter can conveniently be scaled 0-50 divisions, either 10 or 50 divisions being used as 10 per cent

marks. Alternatively, two separate scales of 0-10 and 0-50 per cent can be used, and the gain control adjusted on calibration to indicate either of the 10 per cent marks. The input to the bridge needs to be between 0.2 and 2.0 V, r.m.s., with the equalizer out, and between 1.0 and 10.0 V, r.m.s., with it in, for full-scale deflection at 10 per cent distortion.

The meter is operated as follows. First turn the gain to zero and connect up the source at the correct input level and frequency. With the switch at READ, turn up the gain to full-scale deflection and balance the bridge, using both controls to obtain minimum meter reading; turn up the gain further if necessary to see the correct null point clearly. Turn down the gain, switch to CAL, and set the gain for the appropriate 10 per cent mark. Switch to READ and read off distortion on the chosen scale. Switch to EXT. and observe the distortion wave form on an oscilloscope before drawing any conclusions from the measured value.

The oscillograms shown in Fig. 3 illustrate the kind of information obtained in this way. In each case the upper trace is the input to, and the lower trace the output from, a distortion meter having the circuit of Fig. 1. Oscillogram (a) shows second-harmonic distortion due to a large current excursion in a single-sided amplifier. The picture is complicated by the fact that, after generation, the harmonic has been shifted in phase by circuit reactances. This can be seen by comparing the phases of the upper and lower traces, and, with distortion of this magnitude (which corresponds to a meter reading of 7 per cent); it can also be deduced from the visible "slant" of the input waveform.

The result of cleaning up this waveform with a simple filter is shown in (b). Most of the second-harmonic has vanished, but about 0.6 per cent (measured) third harmonic remains, which, when amplified, shows a characteristic shape indicating the presence of an iron-cored component in the filter.

Harmonic distortion products may be mixed with hum, which can also be considered as a kind of distortion; this is illustrated in oscillograms (c) and (d). These are of a 500 c/s wave viewed at scan frequencies of 250 c/s and 25 c/s respectively. The first gives an idea of the distortion waveform, the

second of the hum waveform. The mixture gives a distortion meter reading of 0.5 per cent, but it is clear that about 0.3 per cent is hum and 0.2 per cent harmonic distortion.

In the cases considered so far, distortion percentage figures agreeing within about 10 per cent of the measured values were obtained, whether or not the equalizer was used. In the remaining cases, showing distortion of an abrupt kind, considerable differences in these figures can be obtained.

In (e) is shown the effect of slight but sharp limiting on the tip of the positive half-cycle. Clearly the distortion should consist of a narrow negative peak, and is shown as such on the trace below which was taken with the equalizer in circuit. The unequalized trace (f) gives a false picture because of phase-shift effects in the bridge. The meter indicated 1.8 per cent for (e) and only 1.3 per cent for (f), while, for the same waveform, a more conventional instrument of vast dimensions condescended to indicate a true value of 1.9 per cent!

Similarly (g) and (h) show equalized and unequalized distortions corresponding to an input waveform violently limited over each positive half-cycle. This is correctly interpreted in (g) as negative-going "full-wave-rectifier" distortion of 47 per cent, which is about right, while (h) shows a false distortion-waveform with a meter indication of 38 per cent.

The meter as described can be relied upon to read percentage distortion to within about ± 20 per cent of the "correct" value with the equalizer in circuit. There is little point in better accuracy, since harmonic-type distortion is not the only kind present in audio amplification, and percentage harmonic figures are only a rough guide to quality.

The proof of the acoustical pudding is in the hearing, and it is seldom that one listens to pure tone from a loudspeaker. Any amplifier which generates harmonics from pure tone will also generate intermodulation products from speech and music, and any amplifier having a limited upper-frequency response will distort the reproduction of percussive or explosive sounds. Harmonic distortion is a quality which causes speech or music to sound "rough" or even "rattly." Intermodulation products cause musical sounds to appear "edgy" or off key, and can convert a Chopin polonaise into a meaningless jumble of sounds. Poor transient response, usually associated with poor high-frequency response, causes either "woolliness," or a metallic "ringing" colouration, of sounds which otherwise would be sharp and clear.

Intermodulation products can be measured with fairly complicated apparatus, and, provided that the correct frequencies are chosen, their level is a better measure of quality than harmonic distortion. Intermodulation figures are being used increasingly for specification purposes, since it is possible for a poor amplifier to have good harmonic figures over the whole of its frequency range, but not to have low intermodulation products at all frequencies.

As one of many possible instances of this sort of thing, consider an audio power amplifier with an output transformer having an inadequate high-frequency response. At high frequencies the load line may be opened out into an ellipse by the transformer's reactive effect, causing grid-current or anode-bend limiting not present at lower frequencies. The harmonics of such high frequencies may all be above the cut-off frequency of the transformer, and will not

appear at the output terminals of the amplifier. Its measured distortion will therefore be low at all frequencies. But if the amplifier is driven with a mixture of, say, 55 kc/s and 3 kc/s, intermodulation products of 2 kc/s, 1 kc/s and other frequencies will be formed if any distortion is present, and these will pass readily through the transformer.

Poor transient response is best revealed by a square-wave generator and an oscilloscope. High-frequency cut-off shows as a rounding-off of leading edges, usually due to excessive stray capacity at high-impedance parts of the circuit, while attempts to remedy this with added inductance may result in "overshoot," or damped wave-trains following each rise or fall.

These considerations might be taken as indicating that it is hardly worth while measuring harmonic distortion at all, but they are brought up here only as a warning against taking distortion figures too seriously.

There are mathematical formulæ connecting harmonic distortion and intermodulation products, but for the reasons already explained, these do not always agree in practice, and it is better to keep one's harmonic and intermodulation evaluations of quality in separate mental compartments.

The quality assessment of an amplifier therefore requires at least three tests, in addition to the obvious one of listening to it, and the final opinion is seldom more than a subjective synthesis of all the results obtained. The meter described in this article will contribute to this synthesis a pictorial (and therefore memorable) idea of the harmonic distortion, with a reasonably accurate estimate of its relative level.

The cost is reasonable, being two miniature valves, a handful of other components (mostly wire-ended) and ten-milliamps-worth of h.t.

In conclusion, the writer would like to thank G. Ellerby for mathematical verification of the empirical equalizer design.

Packaged Circuits

Standardized Plug-in Units for Electronic Computers

By MICHAEL LORANT


MODERN electronic computers, like other highly complex electronic equipment, must have provision for rapid testing and replacement of components if a high order of satisfactory operating time is to be attained. An electronic computer generally contains tens of thousands of components—valves, germanium diodes, and other parts—and hundreds of thousands of soldered connections. Even momentary failure of a single component or connection may cause incorrect performance and tie up thousands of pounds worth of equipment. However high the quality of components and workmanship, failures will occur at intervals, and the practical value of a complicated and costly computer may well depend largely on the speed with which troubles can be located and corrected.

The U.S. National Bureau of Standards has recently

developed an improved system of standardized plug-in circuitry "packages" for use in the construction of electronic computers. These rapidly replaceable units, if adopted by manufacturers, promise to combine reduced manufacturing and repair costs with improved computer reliability. By the proper interconnection of a sufficient number of the new units, most of the circuitry of large and complex computers can be constructed. The present system is an extension of similar improvements under development by industry.


Developed in the Bureau's electronic computers laboratory, the new circuit packages are being incorporated in an advanced computer, designed for special experimental requirements. Each unit has a large number of connections brought out to pins, making it possible to use the unit in many different ways. Test jacks in the tops of the units help to locate defective ones, and as soon as a faulty package is found a new one can be inserted in its place.

A distinctive feature of the Bureau's computer design, both past and present, is the general similarity of most of the circuit stages. Although many hundreds of stages are required, a single



Left: One of the plug-in units. Underneath the plate carrying the etched circuit are mainly resistors and germanium diodes.

Below: A similar system of plug-in units has been developed by Elliott Brothers (London) for a computer built for the National Research Development Corporation. Here one of the units is being withdrawn from the computer.



basic valve circuit, with minor modifications, is adapted to the great majority of requirements. Thus in the Bureau's SEAC (National Bureau of Standards Eastern Automatic Computer), as well as in the new computer, the same basic circuit serves as a low-impedance pulse generator, as a flip-flop, and for a number of gating functions. This general circuit uniformity invites the use of mass-produced circuit packages.

The Bureau's package consists of an amplifying valve, a pulse transformer, and a number of germanium diodes. The total number of diodes required per package may be as high as 38. For economy, since not all applications will require as many as this, four slightly altered versions of the new unit are provided, embodying different numbers of diodes. Differences between the four versions are so minor that they do not interfere with mass production.

A second type of package, identical in size to that containing the valve and diodes, houses delay lines for interconnection between stages. Both types are designed for ruggedness, mass production, and quick testing and servicing by easily trained personnel. Etched circuitry and dip-soldering help to make the construction simple and foolproof.

The packages measure approximately 1 inch high by 3½ inches wide by 7 inches deep. Plans for the Bureau's computer call for some 800 packages, plugged into 10 chassis holding 80 packages each. The chassis will be mounted on racks measuring about 7 feet high by 3 feet wide. Each rack holds four chassis. A handle at the end of each package facilitates insertion and withdrawal. Heavy guide pins assure correct insertion and at the same time protect the 60 connecting pins from accidental damage in handling. Many of the components in the package are connected to separate pins and have no connection with other components when the package is unplugged. This has two advantages: it permits flexibility in external connection and also permits testing the unplugged package for faulty components without improvised circuit paths. The test jack at the top of each unit permits easy checking of output signals by means of an oscilloscope.

Defective components within individual packages are quickly located with the aid of a test unit. The package is plugged into the test equipment and a selector switch is rotated to obtain quick checks on the condition of each component. Trouble-free packages are similarly tested periodically as a routine maintenance measure, and components whose characteristics have drifted beyond acceptable tolerances are replaced.

A type 6AN5 miniature valve is used for the transformer-coupled pulse amplifier that forms the heart of each package. The transformer has a 10:1 turns ratio, giving an extremely low output impedance—less than 100 ohms. This results in a high degree of freedom from noise pick-up and permits the use of long signal leads.

Sufficient heat is dissipated in each of the compact packages to make forced-air cooling desirable, particularly since the packages are mounted close together in large numbers. In the new computer, air from suitably located ducts in the sides of the racks is forced into a hole in the side of each package. The incoming air flows first over the temperature sensitive germanium diodes, then over the heat producing valve and resistors, and finally out through a hole in the end of the package.

TRANSISTORS

8.—Use of Duality in Transistor Circuit Design

By THOMAS RODDAM

BEFORE proceeding we must look at the dual of a transistor, to see if it really is something familiar. The basic transistor equations have been given in earlier articles. For the grounded base connection we may restate them as follows:

$$\begin{aligned} v_e &= r_{11} i_e + v_{12} i_c \\ v_c &= r_{21} i_e + r_{22} i_c \\ &= r_{22} (i_c + \alpha i_e) \end{aligned}$$

where $\alpha = r_{21}/r_{22}$.

Let us now dualize these equations, writing $i_1 = v_e/r$; $i_2 = v_c/r$; $v_1 = i_e/r$ and $v_2 = i_c/r$. Then we have

$$i_1 r = \frac{r_{11} v_1}{r} + \frac{r_{12} v_2}{r}, \text{ or } i_1 = \frac{r_{11} v_1}{r^2} + \frac{r_{12} v_2}{r^2}$$

$$i_2 r = r_{22}/r (v_1 + \alpha v_2), \text{ or } i_2 = \frac{r_{22}}{r^2} (v_1 + \alpha v_2).$$

The second equation is of the same form as the triode equation:

$$i_a = \frac{1}{\rho} (v_a + \mu v_g).$$

The dual of a transistor is there-

fore something like a triode with anode resistance r^2/r_{22} and amplification factor $\mu = \alpha$. The first equation, which in the triode would correspond to the equation for grid current, should, of course, be simply $i_1 = 0$. Provided r_{11} and r_{12} are small enough compared with r , this is approximately true.

This has been rather mathematical: a more practical view of this triode-transistor duality can be obtained from Fig. 1, which shows the valve characteristics and the transistor collector characteristics arranged to accentuate the similarity. The scale change between the two sets of curves is 66 volts \leftrightarrow 10 mA, so that the scale resistance is 6,600 ohms. Since this is a fairly typical value, we can use it to check what happens if r_{11} and r_{12} are not zero, but are, as in the newest transistors, of the order of 100 ohms. The effect of this is to introduce resistances of the

order of $(6600)^2/100$ between grid and cathode, and grid and anode, in the true dual triode. This gives us 436,000 ohms as a typical interelectrode leakage resistance, and as the dual triode is of very low μ the performance will hardly be affected.

It should be fairly clear now how we proceed to design a transistor circuit to do a job for which a valve circuit already exists. The valve circuit is taken and converted, element by element, into its dual. Where the phase is important, each valve transforms into a transistor plus an ideal phase-reversing transformer: where phase can be neglected the ideal transformer is omitted. A fully developed example of this kind, with all the Kirchhoff equations, is shown in Fig. 2 on the next page. The anti-resonant load circuit in the anode of the valve becomes a resonant circuit in series with the collector, the low impedance anode battery becomes a current source of infinite impedance, and the coupling capacitor becomes a shunt coupling choke. It is of some interest to note that away from the resonant frequency, at which the circuit operates as an amplifier, the collector load impedance is high. This helps to keep the transistor amplifier stable when the transistor is liable to short-circuit instability.

The circuit shown in Fig. 3 is rather less obvious than the example in Fig. 2. The tuned amplifier is a linear system, converting according to the rules already discussed. The push-pull amplifier works at maximum efficiency in Class B. The valve conditions are well known: the grids are held negative, near to cut-off, so that there is very little anode current.

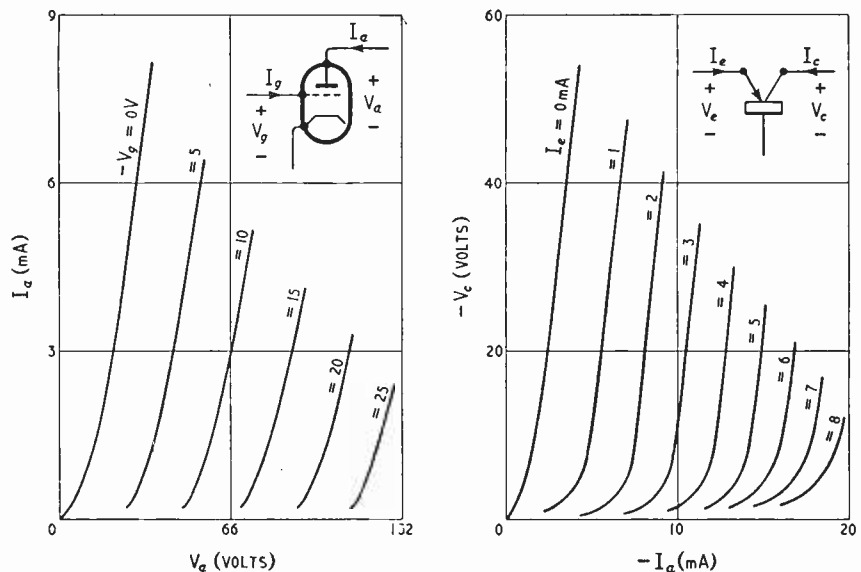


Fig. 1. When transistor currents are compared with valve voltages, and vice versa, the characteristics of a transistor resemble those of a triode.

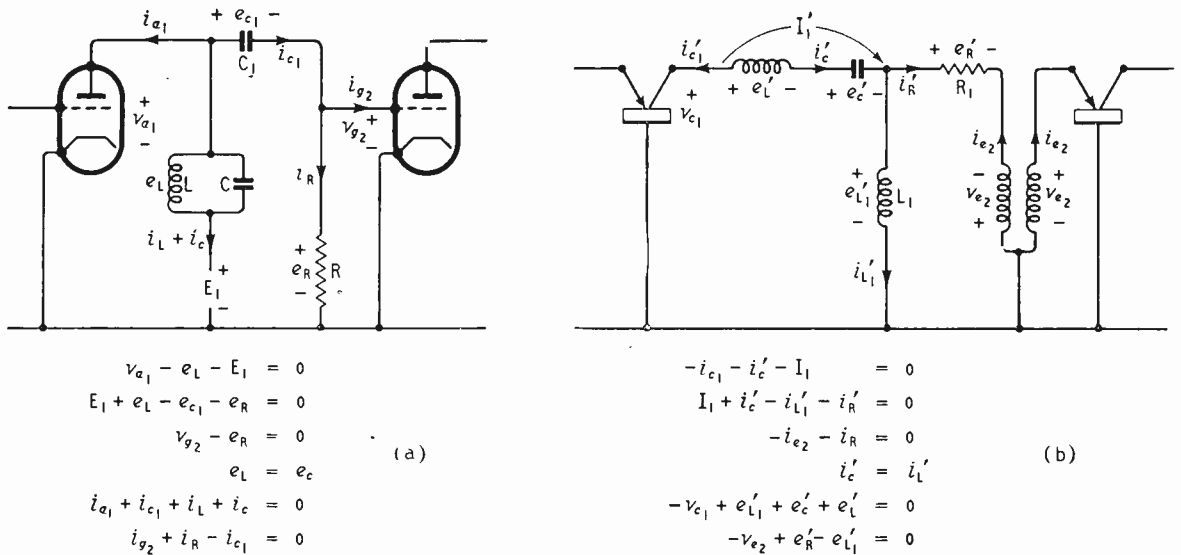


Fig. 2. Tuned valve amplifier stage, and the transistor dual. The parallel tuned circuit becomes a series circuit and the coupling capacitor a choke. The change of phase is represented by an ideal transformer.

Although the full anode supply voltage then appears across the valves, the dissipation is small and only becomes a limitation when a signal is applied. Transistors can be operated in this way, too, and my own experience suggests that it is the most satisfactory way to use them. For strict duality, however, the collector voltages must be made small and full collector current taken. In the valve circuit a signal caused current to flow in one valve for a half-cycle, while the other valve is completely cut off. During this period, as Class B designers know to their cost, half the output transformer primary is open-circuited.

The transistor circuit is very different. As the upper emitter is driven negative from an emitter bias of, say, 8 mA, the collector voltage swings negative. The

lower transistor acts as a short-circuit, because it is being driven from saturation to over-saturation. The two transistors are thus in series with each other in feeding the load, not in parallel like the valves. Ordinary point transistors which give about 20 mW output under Class A conditions will give some hundreds of milliwatts in this circuit.

My own experience has been that this discussion is over-simplified. Using Type 1768 transistors it is possible to get out these large powers, but it does not seem possible to avoid crossover distortion, because the transistor characteristic in the region of saturation is not at all parabolic. The valve designers have produced valves which fit into each other very nicely for Class B working, but the transistor designers are still worrying about the Class A characteristics or the switching properties, and have not much time for the low-distortion problem. More satisfactory performance is obtained by operating at zero emitter bias, corresponding rather closely to the conventional Class B circuit rather than to its dual. This breakdown of the duality method, however, is merely a result of the particular characteristics of the transistor used.

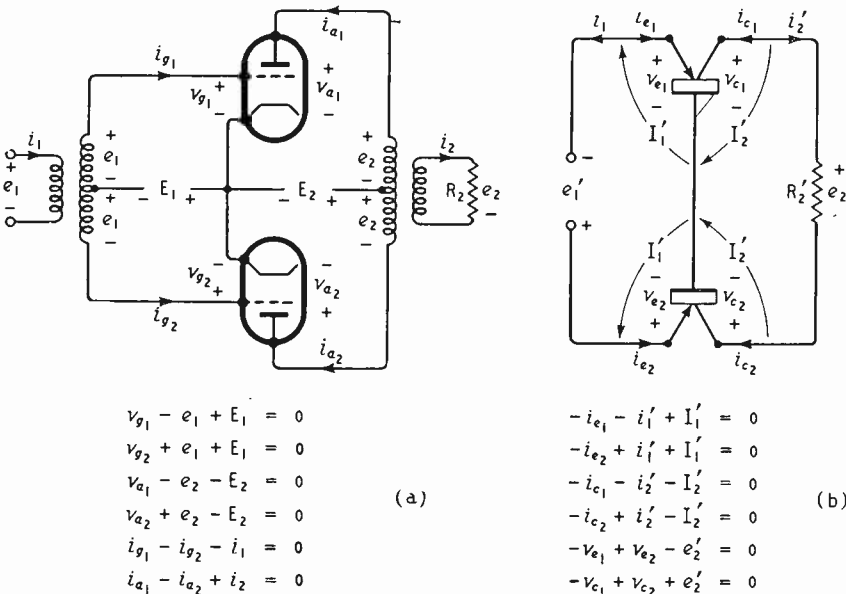


Fig. 3. Circuit conditions in a Class B amplifier and the transistor dual.

Other Dual Circuits

Some more conventional dual circuits must be discussed in order to clarify the design process. The single-stage RC amplifier shown in Fig. 4(a) has as its dual the transistor circuit shown in Fig. 4(b). Working through the circuit

from left to right, the series capacitance C , which passes alternating current but blocks direct voltage, has as its dual the shunt inductance L , which allows the maintenance of alternating voltage but short circuits the direct current. R_1 , which ideally approaches infinity, allows the bias to reach the grid without absorbing any of the signal. Its dual, R_1' , allows the signal to reach the emitter, since the current bias supply is an open circuit, and the ideal value of R_1' is zero. The output battery circuit is similar to the bias circuit, and the two loads, Z_L and Z_L' are duals. I should prefer in this figure to draw Z_L' as a horizontal element with a short-circuit closing the loop, and to add a parallel open-circuit on the right of Fig. 4(a). The voltage gain of the valve circuit can be written in the form

$$\frac{g_m}{\frac{1}{\rho} + \frac{1}{R_2} + \frac{1}{Z_L}}$$

The current gain of the transistor circuit is

$$\frac{r_m}{r_e + R_2' + R_L'}$$

and the term-by-term duality is quite obvious. Earlier in this article I pointed out that the dual relationship between valve and transistor needed a phase-reversing transformer to make it complete. Fig. 5(a) shows a two-stage RC amplifier, its "false dual" (b), and two true duals. The importance of the true dual forms appears when feedback is applied round the circuit. The feedback may be the positive feedback needed to produce a multivibrator or the negative feedback of an amplifier, but in either case the false dual leads to a reversal of the feedback sign. The rather odd-looking circuit in Fig. 5(c) is of some value if a multistage amplifier using only one battery is required. Fig. 6 shows the two-stage variant of this with the additional resistors R_2 and R_1 needed to provide the collector and emitter voltages. This sort of amplifier circuit will, when elaborated to give more gain and more gain stability, play a very large part in line communications, because the supplies can be fed over the line.

Going back to Fig. 5(a) for a moment, we sometimes allow R_1 and C to provide the necessary bias, and omit the bias battery. Positive peaks on the grid produce grid current and charge the grid side of C negative. In operation C is charged until only very short grid-current pulses are passed to maintain the charge. The working

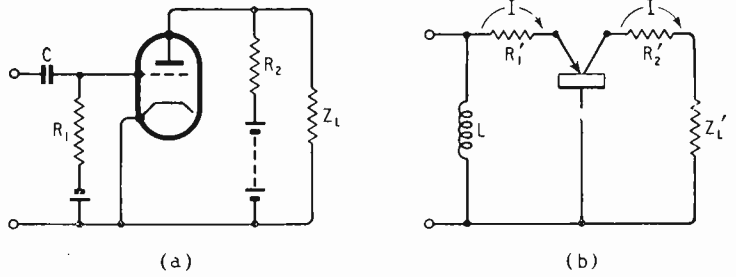


Fig. 4. RC coupled valve amplifier and the transistor dual.

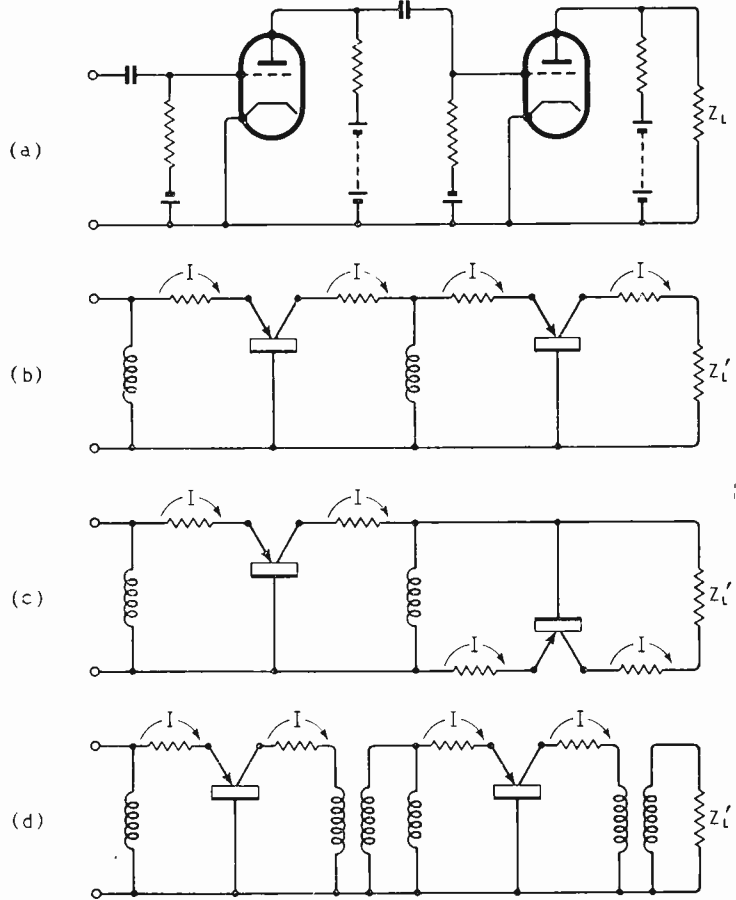


Fig. 5. (a) Two-stage RC valve amplifier, (b) "false" dual, (c) and (d) true transistor duals.

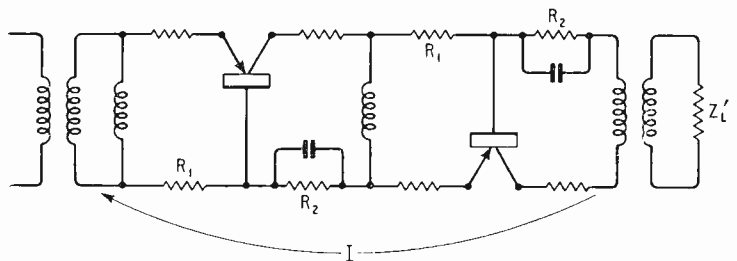


Fig. 6. Two-stage transistor amplifier designed to operate from a single battery supply.

condition is that the time constant CR must be long compared with the frequencies involved. In the transistor circuit the emitter presents a high impedance to negative currents and the negative half-cycles tend to build up a negative current down through L . This is equally properly defined as a positive bias current up through L , and when it is established L is "charged," or "polarized," or . . . there is no word for it, except that by analogy with relays I would say "magnetized." Provided that L is large enough compared with R_1' (L/R_1' large) a steady emitter bias current is produced by L , with short emitter voltage peaks making up the loss. Like its valve counterpart this is not a low-distortion circuit, but it is easily adapted to oscillation applications in which Class C operation is wanted. The inductance L must then produce enough emitter current to keep the transistor collector below voltage cut-off for almost all the cycle, the current in the transistor falling and the voltage rising during an "on" period of less than 180 degrees.

The three triode detector circuits and their duals are shown in Fig. 7. I do not propose to discuss these because the mode of operation should be fairly clear from the general discussion above. The infinite impedance detector (zero impedance detector) needs a very wide band transformer and is thus pretty useless. Another detector and its dual are shown in Fig. 8. This is not a transistor circuit, but is included because in many transistor circuits a simple rectifica-

tion is needed. For a transistor you must produce rectified, smoothed current.

Duality in Reverse

I do not doubt for a moment that fairly soon the use of duality will be abandoned, except, perhaps, to enable the electronic historians to explain the working of the valve to their transistorized readers. With our present stock of valve circuitry, the duality method provides us with a simple and fairly straightforward way of establishing the transistor circuit configurations which deserve more detailed study. But the title of the Bell System Technical Journal article on this subject should also be a warning: "Duality as a Guide. . . ." You still need to design the circuit.

Acknowledgment. Figs. 1 to 8 are based on Figs. 1, 4, 6, 14, 15, 16, 19, 20 and 21 of "Duality as a Guide in Transistor Circuit Design," by R. L. Wallace, Jr., and G. Raisbeck. *B.S.T.J.*, Vol. 30, April 1951.

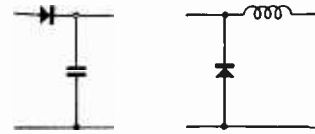


Fig. 8. A dual pair of rectifier circuits.

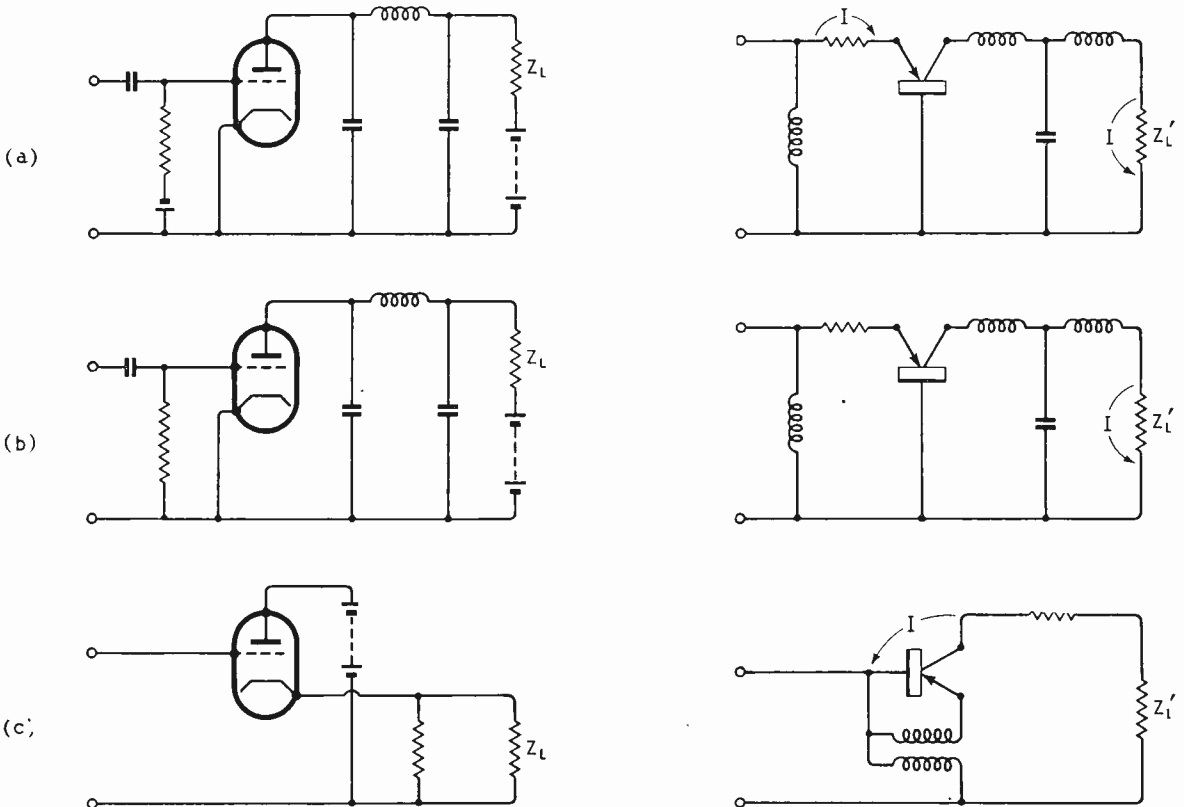


Fig. 7. Typical valve detector circuits and their transistor duals. (a) anode, (b) leaky grid and (c) negative feedback (infinite impedance).

Simplified Calculations

Working Out Resonant Circuit Constants on the Slide Rule

By FRANCIS OAKES, M.Inst.E.

THE determination of the resonant frequency for a given combination of inductance and capacitance is usually obtained from the formula $f = \frac{1}{2\pi\sqrt{LC}}$

by a somewhat tedious combination of multiplication, extraction of the square root, and finding of the reciprocal on the slide rule, or by the use of a nomogram and consequent reduction of accuracy. The same is true for the determination of the inductance or capacitance from the other two given parameters.

A rapid calculation is possible with sufficient accuracy for most practical applications by the combination of the square and reciprocal scales of the slide rule, illustrated in Fig. 1.

If, as illustrated above, C (or L) is set on the square scale of the slide opposite 253 on the square scale of the stock (in the left section as shown), then the resonant frequency will be found on the reciprocal scale of the slide, opposite L (or C, if L has been set opposite 253) on the square scale of the stock.

Due to the implicit extraction of the square root, the following rule has to be observed in setting L and C. If the significant digit corresponds to an even power of ten, set in the left section; if to an odd power set in the right section, of the square scale. Thus, 84 pF or 15 μH would be set in the right section, because 8 corresponds to 10⁻¹¹ and 1 to 10⁻⁵ similarly, 0.01 μF or 15 mH would be set in the left section corresponding to 10⁻⁸ and 10⁻² respectively.

An example is illustrated in Fig. 2. Given L = 1.5 μH and C = 84 pF, the resonant frequency is found by setting 1.5 in the left section of the square scale of the slide opposite 253 on the square scale of the stock (left section as always), and reading off the resulting resonant frequency f = 14.2 Mc/s on the reciprocal scale of the slide, opposite 84 in the right section of the square scale of the stock.

If a value of L (or C) is required to resonate with a given C (or L) at a given frequency f, an analogous calculation is performed by setting the given frequency opposite the given C (or L) and reading off the resulting value under "253". The example of Fig. 2 is equally illustrative for this reverse calculation.

As in most other slide-rule calculations, an extension move has to be carried out when the scale on which a setting or reading is sought does not extend far enough. This is illustrated by the following example.

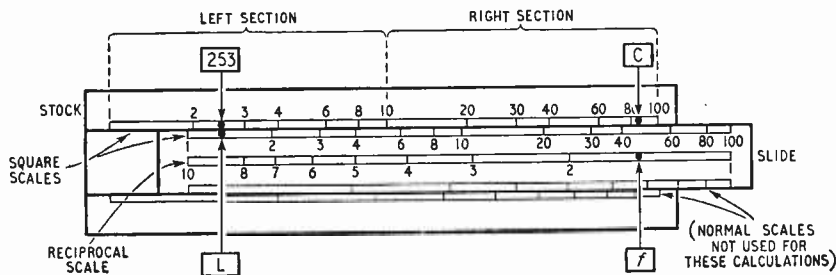


Fig. 1. Slide rule having square and reciprocal scales set for an LC calculation.

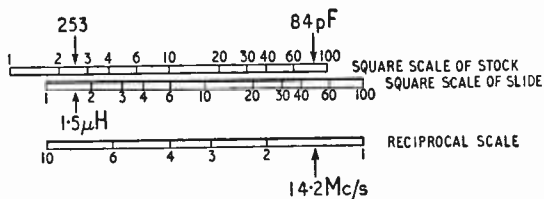
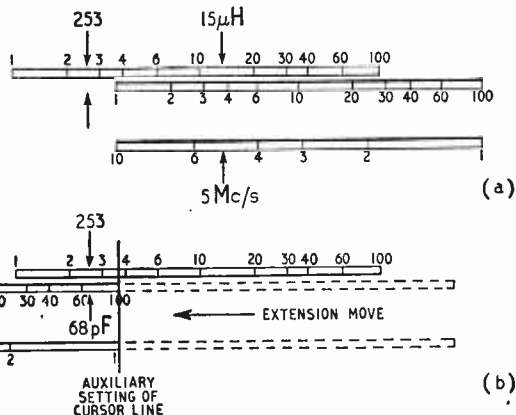


Fig. 2. An example of the setting of the rule for calculating the frequency corresponding to 1.5 μH and 84 pF.

Right: Fig. 3. When the values are such that "253" comes off scale (a), the slide must be pushed through as in (b).



Required the value of C to resonate with $L = 15 \mu\text{H}$ at $f = 5 \text{ Mc/s}$. As shown in Fig. 3(a), the scale on the slide does not extend far enough, and a reading opposite 253 cannot be obtained. The cursor is therefore set to the end mark, and the slide pushed right through. The result 68 pF can then be read off as shown in Fig. 3(b). It may be observed that in this particular case, the result could have been obtained without extension move, opposite 253 in the right section of the square scale on the stock, but care must be taken when this procedure is adopted, in order to ensure correct results. Beginners are therefore advised to adhere strictly to the instructions as set out above, until the process is thoroughly understood.

APPENDIX

Proof of this method of calculation is given by the following:—

As illustrated in Fig. 4, f on the reciprocal scale corresponds to $1/f^2$ on the square scale.




Fig. 4. Diagram used to prove the method.

Bearing in mind that the scales are logarithmic, and that $1/(2\pi)^2 = 0.0253$, the following equations can be obtained from inspection of Fig. 4.

$$\text{Upper scale } d = \log C - \log \frac{1}{(2\pi)^2}$$

$$\text{Lower scale } d = \log \frac{1}{f^2} - \log L$$

$$\therefore \log C - \log \frac{1}{(2\pi)^2} = \log \frac{1}{f^2} - \log L$$

$$\therefore \log C + \log L = \log \frac{1}{(2\pi)^2} + \log \frac{1}{f^2}$$

$$\therefore CL = \frac{1}{(2\pi f)^2}$$

$$\therefore f = \frac{1}{2\pi\sqrt{LC}}$$

Measurement of "Wow" and "Flutter"

CONSIDERABLE diversity exists, both in this country and in the U.S., in the definition and methods of measurement of those undesired variations of frequency in reproduced sound which go under the above descriptive terms.

While it is considered premature to attempt to lay down standards of performance for these factors, a more precise definition of the terms commonly used, and the conditions of physical measurement, is desirable, and the British Standards Institution has issued a memorandum (BS1988:1953) which puts forward the views of the Acoustics Industry Standards Committee in this country.

Until further data are available on the subjective effect of different frequency elements in the disturbance, it is proposed that the "unweighted" r.m.s. summation of all components in a band from 1 c/s to 200 c/s, expressed

as a percentage of the test frequency of 3 kc/s, shall be accepted. Below 1 c/s peak-to-peak measurements are normally used, and below 0.1 c/s it is proposed that the deviation should be described as "drift," together with other slow deviations of a unidirectional character. "Wow" is used for frequency deviations from 0.1 to 10-20 c/s, which are recognizable as charges of pitch, and "flutter" for deviations occurring at frequencies of 10-20 c/s or more.

The memorandum discusses instruments giving readings of other than r.m.s. values, and gives tentative ratings of performance ranging from "very high" (0.05 per cent) to "poor" (0.5 per cent). It is obtainable from the British Standards Institution, 24 Victoria Street, London, S.W.1, price 1s.

Manufacturers' Literature

Delayed-action Relay, using solenoid and rubber bellows, available with delay times from $\frac{1}{16}$ second to 180 seconds and intended for controlling mains-operated equipment. Description and specification on a leaflet from Electro Methods, Caxton Way, Stevenage, Herts.

Anti-rust Preservative comprising zinc, carbon and rubber latex; is applied as a solution and dries to form a protective coating. Descriptive leaflet from Cowanite (Anti-Corrosive), P.O. Box No. 61, 15 Tithebarn Street, Liverpool, 2.

Portable D.C. Potentiometer with three ranges permitting measurements from $10 \mu\text{V}$ to 1.8 V with an accuracy of 0.05 per cent of the maximum reading on each range. Leaflet from the Doran Instrument Co., Stroud, Glos.

Small Soldering Iron, weighing $3\frac{1}{2}$ oz and 9 in long, with a consumption of 25 W on 220/240 V mains. Special mechanical features described in a leaflet from W. T. Henley's Telegraph Works Co., 51-53 Hatton Garden, London, E.C.1.

Surplus Equipment, valves, components and accessories listed in a 1953 mail order catalogue from Duke and Co., 621 Romford Road, Manor Park, London, E.12.

Operating Instructions for the Series 2 magnetic recording Tape Decks, together with amplifier circuit, notes on the choice of operating conditions, and a fault analysis table, are included in "The Manual of the Tape Deck," issued by Wright and Weaire, 138 Sloane Street, London, S.W.1, price 2s 6d.

New Silicone Electrical Varnishes are described in note C11 (Varnish MS994 for coating glass cloth and bonding mica-glass); note C16 (MS997 impregnating varnish with improved heat stability and rapid curing characteristics); and note L20 (Banding resin MS2105, with improved dielectric strength up to 250°C) issued by Midland Silicones, 19 Upper Brook Street, London, W.1.

Comprehensive catalogue of communications receivers, sound recording and reproduction equipment, test gear and a wide range of short-wave components from Webb's Radio, 14 Soho Street, London, W.1. Price 1s.

Ceramic Components; electrical and physical data of the wide range of ceramic parts produced for the radio and electronics industries from United Insulator Co., Oakcroft Road, Tolworth, Surbiton, Surrey.

Constant Voltage Transformers with output maintained within ± 1 per cent for input variations up to ± 15 per cent. Descriptive leaflet listing types available from Advance Components, Back Road, Shernhall Street, Walthamstow, London, E.17. Also a leaflet on an **Adjustable A.C. Voltage Stabilizer** consisting of a constant voltage transformer with harmonic filter and a variable transformer.

Busbars for Soldering Irons with low-voltage supply from transformer (20 V) and two-pin plugs for irons. Descriptive leaflet from Electrical Remote Control Co., East Industrial Estate, Harlow New Town, Essex.

Silver-zinc Accumulators (1.5 V) ranging from 0.75 Ah cell weighing $\frac{3}{4}$ oz to 80 Ah cell weighing 30 oz. Illustrated brochure describing their special features and including discharge characteristics, dimensions and weights of various types made by Venner Accumulators, Kingston By-Pass, New Malden, Surrey.

Control Knobs moulded in walnut and ivory with various inscriptions engraved in gold. Leaflet from Uncles, Bliss and Co., 139 Cherry Orchard Road, East Croydon, Surrey.

Manufacturers' Products

NEW EQUIPMENT AND ACCESSORIES FOR RADIO AND ELECTRONICS

Magnetic Tape Recorder

WEIGHING 32lb and mounted vertically in a carrying case covered with washable plastic the new Philips Type EL3530 portable magnetic recorder is of the twin-track type, and has a fixed tape speed of 3 $\frac{1}{2}$ in/sec, giving a playing time of one hour on a 600ft 5in-diameter reel.

There are two heads, one for erasure and the other for recording and playback, and the frequency range claimed is 30-7,000 c/s. A "magic eye" level indicator is provided, and a power output of 2.5W is available for the built-in speaker.


A crystal microphone is supplied with the recorder and there are inputs for radio or pickup and outlets for headphones extension loudspeaker and 200-ohm lines. Accessories available include a telephone pick-up coil (Type EL3970) and a programme indicator (Type EL3979) which can be used for noting and finding particular parts of a recording.

The basic price of the recorder, which is made by Philips Electrical, Ltd., Century House, Shaftesbury Avenue, London, W.C.2, is £77 10s.

Neon Indicating Fusebox

SHOWN in the illustration is a neon indicating fuse carrier which can be used to replace the existing lid of the Belling-Lee twin fusebox, type L1033. The new lid increases the total depth by 5/16in, but no other dimensions are affected.

Two lampholders with resistors are included in the moulding and arranged so that the adjacent lamp gives visual indication when either fuse blows. The neons glow over a voltage range of 180-250 V r.m.s. (a.c.), or 220-250 V d.c. A replacement retaining clip is supplied with the new carrier which ensures that



Belling-Lee neon indicating twin fusebox. The fuse carrier (L732) is shown separately.

Right: Philips type EL3530 twin-track magnetic tape recorder.



when the box is properly wired the neon lamps are connected for the optimum conditions of working.

The new indicating fuse carrier, type L732, can be obtained separately or complete with either of the two styles of base part available. One, the L730, is a plain chassis or panel mounting type, the other L731 is the same, but with projecting connections at the back.

The new neon indicating lid only costs 18s, or as a complete twin fuse box (L730), 23s 3d.

Portable Cable Drum

DESIGNED to accommodate at least 50 yards of heavy cable, as used in outdoor public address systems, this drum is light in weight and has a channel steel base combined with a simple carrying handle which should commend it to p.a. operators. A large aperture is provided to pass terminal sockets which are held on the outside by a clip, and the drum is easily detached after withdrawing a retaining pin from the spindle.

The price is £3 15s and the makers are Reosound Engineering and Electrical Company, Sutton Coldfield.



Reosound cable drum for p.a. work.

Sound Policy

Thanks to a policy of *specialisation* in sound equipment, we produce a range unrivalled in scope and efficiency.


You are invited to see our latest models displayed and demonstrated on our

STAND No. 16.

at the RADIO SHOW, Earls Court.



Model RE 48. A heavy duty reflex typeweatherproof horn speaker with exceptional range and performance. Very suitable for all public address work.



Model RGA 3/633 enclosed rack type. Radio-amplifier equipment. Combines amplifier with radio and 3 speed record changer.

SERVICE IN SOUND BY



The **TRIX ELECTRICAL CO. LTD.**
1-5, MAPLE PLACE, TOTTENHAM CT. ROAD,
LONDON, W.1. Phone: MUSeum 5817
Telegrams and Cables: TRIXADIO, WESDO, LONDON

RANDOM RADIATIONS

By "DIALLIST"

House and Home

THE TELEVISION position in France to-day is very much like that in our own country a little before the war: people flock to exhibitions and pack demonstration rooms to the point of suffocation; they flatten their noses against the window of any shop displaying TV sets; they read avidly any item about television in the newspapers; they talk about television; they probably dream about it . . . but they don't buy many television receivers! One possible reason is that the average Frenchman has to work a good deal longer than his opposite number in Britain to earn the price of a set; I believe, though, that the main reason why television is not making more rapid progress in France is that it is so essentially a *home* form of entertainment. The Frenchman's house, or flat, or cottage is seldom his home in quite our sense of the word. He goes out, for instance, much more than we do for meals, or for amusement. You may know him intimately for years without being asked to his house. The French must even speak of *le home*, not having a word of their own for it. Once it got under way, television caught on rapidly in this country and in the United States, where the home is so important a part of everyone's life. Is it possible that in France and other Latin countries the process may be reversed? Instead of the home fostering the development of television, television may foster the development of the home—and give them a word for it!

Tubes and Picture Sizes

HOW BIG A PICTURE with an aspect ratio of 4:3 should a c.r. tube of given diameter be able to display? One's often asked the question; and it's not easy to give a definite answer, for so much depends on the curvature near the circumference of the screen; which means how much defocusing and distortion near the corners of the image (or, alternatively, how much masking) can be tolerated. People want bigger and bigger pictures and don't seem to mind a considerable rounding-off of the corners by the mask. Hence manufacturers tend to get the utmost out of any tube in the way of picture

size. The ideal from the quality point of view would, I suppose, be to make the corners of the rectangle just touch the circumference of the screen of a reasonably flat-ended tube and to do only a modest amount of rounding off. Given those conditions, it's easy to find the maximum picture size for a circular tube of any diameter. We have a rectangle inscribed in a circle, divided by its diagonal (which is a diameter of the circle) into a couple of right-angled triangles. In these the shorter sides have the ratio 4:3 and recollections of the Pons Asinorum show that the corresponding figure for the third side is 5. Calling the diameter d , we have: width = $\frac{4d}{5}$; height = $\frac{3d}{5}$. This gives 9.6 x 7.2 inches for the picture on a 12-inch tube, or 11.2 x 8.4 inches for that on a 14-inch c.r.t. In practice, the corners of the rectangle are usually off the screen altogether, so that for the average domestic set the picture width may be taken as $\frac{5d}{6}$. The figures hold good also for square-ended tubes, which are sized by their diagonal measurements. The picture areas in square inches that are sometimes quoted are a little misleading. For some queer

reason "area" has come to mean extreme width multiplied by extreme height and to include the bits of the image covered by the mask—or even off the screen altogether!

Channel-minded

YEARS AGO I made what I still regard as the eminently sensible suggestion that the channels allotted to European stations for "sound" broadcasting should be numbered and the tuning dials of receivers graduated accordingly. Now that people have become used to speaking of Channels 1 to 5 in television Band 1 (and may soon be doing the same with those in other bands), it seems possible that they may grow sufficiently channel-minded to adopt similar divisions of the long-wave and medium-wave broadcast bands. Whatever "plan" is in force, the carrier-frequencies assigned to particular channels don't vary very much. They can't, when you come to think of it, so long as the frequency limit of the bands remains fixed and a 9-kc/s separation between channels is retained. The numbering of channels would save a heap of trouble: it's much easier, for example, to remember that a station



"WIRELESS WORLD" PUBLICATIONS

	Net Price	By Post
GUIDE TO BROADCASTING STATIONS. Compiled by "Wireless World," 6th Edition	2/-	2/2
INTRODUCTION TO VALVES. R. W. Hallows, M.A. (Cantab.) M.I.E.E. and H. W. Milward, B.Sc., A.M.I.E.E.	8/6	9/-
TELEVISION ENGINEERING: Principles and Practice. VOLUME ONE: Fundamentals, Camera Tubes, Television Optics, Electron Optics. A B.B.C. Engineering Training Manual. S. W. Amos, B.Sc.(Hons.), A.M.I.E.E., and D. C. Birkinshaw, M.A., M.B.E., M.I.E.E., in collaboration with J. L. Bliss, A.M.I.E.E.	30/-	30/8
WIRELESS WORLD TELEVISION RECEIVER MODEL II: Complete constructional details with notes on modernizing the original design	3/6	3/9
RADIO DESIGNER'S HANDBOOK. F. Langford-Smith, B.Sc., B.E., M.I.R.E., A.M.I.E.E., A.M.I.E. 4th Edition	42/-	43/6
RADIO INTERFERENCE SUPPRESSION as Applied to Radio and Television Reception. G. L. Stephens, A.M.I.E.E.	10/6	10/11
SOUND RECORDING AND REPRODUCTION. J. W. Godfrey and S. W. Amos, B.Sc., A.M.I.E.E., in collaboration with the B.B.C. Engineering Division	30/-	30/8
ADVANCED THEORY OF WAVEGUIDES. L. Lewin	30/-	30/7
FOUNDATIONS OF WIRELESS. M. G. Scroggie, B.Sc., M.I.E.E. 5th Edition	12/6	13/-
TELEVISION RECEIVING EQUIPMENT. W. T. Cocking, M.I.E.E. 3rd Edition	18/-	18/8

A complete list of books is available on application.

Obtainable from all leading booksellers or from

LIFFE & SONS LTD., Dorset House, Stamford Street, London, S.E.1.

uses, say, channel No. 27 than that its wavelength is so many point something metres or that its carrier-frequency is such and such a number of kilocycles per second. The tuning dials of receivers would look neater with numbers instead of a mass of station names. The latter are seldom correct for long, anyhow. Such is the modern passion for changing the names of towns that if you want to tune in a concert from Pszczrk, you have to remind yourself that the place was called Dumburg when the dial of your set was made—unless, of course, the set is more than three years old, in which case it will appear as Slonk!

Bands 4 and 5

THE REPORT of the Television Advisory Committee makes it pretty plain that if we are going to provide anything like nation-wide coverage for the B.B.C.'s first and second programmes, and for commercial programmes, we shall have to make full use of Bands 4 and 5 (470-960 Mc/s) in the not-far-distant future. What rather surprises me is so many of those with whom one discusses the Report regard these decimetre wavelengths as almost unexplored regions. Mapmakers of the Middle Ages used to show large chunks of land blank except for pictures of ape-men, ogres and fearsome beasts, and for legends such as *HERE BEE HIPPOGRYFFES*. To-day, there are some who seem to look on the Band 4 and Band 5 parts of the frequency spectrum as unknown tracts inhabited by gremlins. Actually, designers have no little experience of even higher frequencies in television, radio-links and in radar. Ten-centimetre radar was in service from 1941 onwards during the war and since 1946 the standard British wavelength for marine radar has been 3 centimetres. In comparison, the wavelengths of Bands 4 and 5 can almost be described as long: 51-64cm for Band 4 and 31-49cm for Band 5. I've heard it suggested that entirely new valves and other components will have to be designed for these bands. That's hardly so, for valves and so on able to cope with far higher frequencies are already in use, though they have not yet been mass-produced here for television reception. U.H.F. television will no doubt have its problems; but I don't think that they'll be all that difficult to solve. To me the nigger in the woodpile is the probable rather high cost of the "all-channel" television receiver of the near future.

EVERY NATIONAL RADIO EXHIBITION SINCE 1927

FROM the earliest days of the Radio Industry, components from the House of Bulgin have been shown and demonstrated at every Annual Exhibition, specialising in one field only. No deviation has ever been attempted to depart from the policy of manufacturing radio and electronic components of the highest quality.

Visitors to the 20th "RADIO SHOW" at Earls Court on September 2nd-12th, 1953 are invited to visit

STAND No. 1

and see the largest and most comprehensive range of radio and electronic components in the world, now used in leading manufacturers of all types of radio and electronic apparatus.

★ Our new 104 Page Catalogue is now available listing over 5,000 components. Ref. No. 191/WV. Price 1/- post free.

1927
1928
1929
1930
1931
1932
1933
1934
1935
1936
1937
1938
1939
1947
1949
1950
1951
1952
1953



BULGIN

THE CHOICE



OF CRITICS

MANUFACTURERS OF RADIO AND ELECTRONIC COMPONENTS
A. F. BULGIN & CO., LTD., BYE-PASS RD., BARKING, ESSEX

Telephone: RIPpleway 3474 (5 lines)

"In the Red"

THE JACOB'S-COAT SYSTEM used to indicate the values of our resistors is not so old as broadcasting but, of course, a greatly simplified system, using two colours only, has been used for other purposes ever since radio communication officially began on June 2nd, 1896, exactly 57 years before its greatest triumph on June 2nd, 1953. I refer to the use of red to indicate the + terminal of certain electrical instruments; the man who first did this was undoubtedly the inventor of colour coding in electrical and therefore radio circuits.

I have often wondered who he was and why he chose an arrangement which was so contrary to everyday usage, where red denotes deficiency or a negative quantity. To be "in the red" means an overdrawn account, as my bank manager recently reminded me when making the outrageous suggestion that my account should be debited with the cost of the red ink used to keep it. The reason for choosing red to indicate positive could be that this is the colour of the lead oxide paste which is used to fill the grids of the positive plates of an accumulator.

Such an explanation is far too simple, however, and I hope some of you can furnish me with the correct answer; maybe the librarian of the I.E.E. can find the explanation in the archives of the Institution. My own theory is that the universally accepted sign of danger was chosen to indicate the positive pole of a battery or other d.c. generator because, in the far-off pre-electronic days, it was believed that this was the terminal from which the electric current emerged to commence its travels around the external circuit. What more natural than to label the supposedly "hot" terminal or "live wire" with the danger sign.

As for the reason why red is always used for danger, this is, of course, nothing to do with electrical or radio

matters; it is due to the unsettling psychological effect this colour has on the male sex as exemplified by the reaction of bulls to a red rag and of men—usually staid and respectable married men—to a passing "Red-head." In the case of Helen of Troy we are told that it was her *face* that launched a thousand ships, but I have always doubted it. As the sailor said to his shipmates who criticized the homely features of his pin-up girl, "Faces ain't everything."

Tunes Without Tuning

I AM GLAD to see that one prominent radio manufacturer has marketed an up-to-date push-button set without a tuning dial. It is true that it employs a multi-position switch and so to the literally minded it is not, therefore, really a push-button set, and it is equally true that only four pre-selected stations are available. But it is, at any rate, a beginning and other makers will, I feel sure, soon have something on the market to compete with it.

Its most attractive feature, in my opinion, is that it has no tuning dial. I always resented having to pay for something I didn't want in the old days when push-button sets had tuning dials. I have always favoured a set with pre-selection switching because with such a receiver everything "inside the box" (such as circuit coupling) can be arranged to suit the particular frequency which is pre-selected. There need be no compromises such as are unavoidable when a set is designed to have one-knob tuning and at the same time to cover a whole gamut of frequencies. Above all, the complete absence of a tuning dial saves even the most ham-handed of our Harriets from the sin of sideband sibilance.


Things to Come

THIS is the silver jubilee year of the talkies, as anybody who cares to turn up the files of *Wireless World* for 1928 can verify. The cinema moguls are not celebrating it, however. Maybe, they realize that, barring an unexpected invention, their days are numbered.

Broadcasting (owing to the intensive work it caused to be put into the development of the thermionic valve and the moving-coil loudspeaker) fathered the talkies, but television will act as their undertaker, for it can offer real stereoscopic pictures without the necessity of the audience wearing polarized or coloured spectacles. By *real* stereo I mean, of course, *pukka* two-eyed stereo and not merely a half-hearted pseudo-

stereo effect which can be obtained by juggling with the shape of the screen.

Technically speaking, real stereo without any other form of stereoscope could be demonstrated to-day on TV by arranging a two-channel vision chain from cameras to c.r.t. screens. At the receiving end we should, of course, require two pictures side by side in the same cabinet, but they would be quite small and the two small c.r. tubes would cost less than one large tube. But everything else, except the power pack, would have to be duplicated. A correspondent in the August issue maintains that only one channel is necessary; if so, my technical education has been sadly neglected.



3D TV.

It will naturally be asked how the two adjacent pictures could be fused into one without special spectacles or some other kind of stereoscope. The answer is that to view stereoscopic pictures in this manner is an art which can be acquired by anybody who cares to take the trouble to do so. It doesn't matter whether you normally wear spectacles or not. There is nothing very new in it; it is, in fact, dealt with in most books on stereoscopic photography. It is rather like learning to ride a bicycle, inasmuch as it seems difficult at first, but eventually becomes second nature. Once acquired, the art is never lost.

It would be quite impossible for cinemas to adopt this system as owing to the large size of the two pictures on the screen, homologous points would be too widely separated for the eyes to achieve correct fusion. If you want to try out the idea, take a few stereo photographs. You don't need any special apparatus. The cheapest form of one-eyed box camera will serve the purpose if used in the manner described in all photographic textbooks and from time to time in journals devoted to photography.



Unsettling effect on the male sex.

ALL-ROUND DEPENDABILITY



Precision ELECTRICAL MEASURING INSTRUMENTS

See us at the
RADIO SHOW
 EARLS COURT
 SEPTEMBER
 2nd - 12th
 Stand No. 15

You can depend on "Avo." When choosing instruments, consult our complete catalogue, a copy of which may be had free on application.

THE AUTOMATIC COIL WINDER & ELECTRICAL EQUIPMENT CO. LTD.
 WINDER HOUSE DOUGLAS STREET LONDON S.W.1

Telephone: VICTORIA 3404-9



NATURALLY—

he's using the NEW

V.H.F. Pack Set

- ★ Exceptional spurious response rejection
- ★ Crystal controlled transmitter and receiver with high stability and selectivity
- ★ No tuning—simple to operate—only two controls
- ★ Light—compact—robust
- ★ Unbreakable aerial
- ★ Fully tropicalised

Now Available



TECHNICAL DATA

Frequency ranges: L46, 75—100 Mc/s.

H46, 100—140 Mc/s.

HH46, 140—184 Mc/s.

Weights: with all dry battery power pack for 10 hours' duration, 8½ lbs., with accumulator battery and vibrator power pack for 16 hours' duration, 10½ lbs.

Transmitter Power Output: 100 mw.

Receiver Sensitivity: 2-3 μ v.

Spurious Responses: better than -70 db.

**WINGS
DAY**

SEPT  19th

*Give for those
who Gave*



**BRITISH COMMUNICATIONS
CORPORATION LIMITED**

Second Way, Exhibition Grounds, Wembley, Middlesex.

Telephone: Wembley 1212

FOR COMMUNICATIONS AND INDUSTRIAL ELECTRONIC EQUIPMENT...


These new Mullard indirectly-heated subminiature valves, characterised by their extremely robust construction, excellent electrical performance, low heater consumption, and small physical dimensions, are now freely available for communications and industrial electronic equipment.

INDIRECTLY-HEATED SUBMINIATURES...

Developed originally for Service applications such as guided missiles and fire control systems, they provide designers with types especially suited to all electronic applications where space is limited, and where shock of impact or high-g vibration is encountered.

The electrical performance of these subminiatures is equal to, and in certain cases even better than, that expected from valves of a much greater size. The EF72 R.F. amplifier, for example, which is suitable for use in the first stage of telecommunications receivers, combines many of the qualities of larger low-noise receiver input valves, with the ability to work at higher frequencies.

Brief technical details of the current range of indirectly-heated valves are given here. Those who require more comprehensive information, including characteristic curves, are invited to apply to the address below.



Type No.	Description	Filament or Heater (V)	(mA)	$V_a = V_{g2}$ (V)	$-V_{g1}$ (V)	I_a (mA)	I_{g2} (mA)	g_m (mA/V)
EA76	Single diode (5 mm. bulb)	6.3	150	150 (max.)	—	9.0 (max.)	—	—
EC70	U.H.F. triode oscillator	6.3	150	100	2.0	13	—	5.5
EF70	High slope R.F. pentode with short suppressor grid base	6.3	200	100	2.0	3.0	2.5	2.5
EF71	Variable- μ R.F. pentode	6.3	150	100	1.2	7.2	2.2	4.5
EF72	High slope R.F. pentode	6.3	150	100	1.4	7.0	2.2	5.0
EF73	High slope pentode for industrial applications	6.3	200	100	2.0	7.5	2.5	5.25
EY70	Half-wave rectifier	6.3	450	250 (max.)	—	45 (max.)	—	—
DY70	High voltage rectifier (directly heated)	1.25	140	10kV (P.I.V.)	—	2.0 (max.)	—	—



EXCLUSIVE TO STENTORIAN

★ A GREAT ADVANCE IN LOUDSPEAKER DESIGN

which adds

new realism

to listening

AT REMARKABLY LOW COST



Prov. Pat.
10037/53

What the experts say

F. J. CAMM: *A great advance in speaker technique. I have consistently specified WB speakers over the past quarter of a century because WB engineers always seem a step ahead. Your latest design, with its extraordinary frequency response and with its new cone technique, is just the speaker I have been looking for. Constructors will now know what high fidelity production really means.*

Congratulations on an outstanding advance.

JOHN GILBERT: *Within the first few revolutions of a standard 78 r.p.m. gramophone record, I realised a new thrill in high fidelity reproduction. When one considers that the 10" unit only costs £3.13.6 this is a remarkable achievement, for it has an extremely smooth response curve completely devoid of resonances. The extreme bass was very clean without any hang-over, whilst the middle and high frequency response produce a well-balanced characteristic.*

H. J. BARTON-CHAPPEL: *Remembering the earlier marked advances made in WB speakers, it was refreshing to find that your engineers had not rested on their laurels. Your latest development is a big step forward in providing realistic, quality reproduction without a corresponding rise in price.*

The use of the special cambric material has resulted in an extension of the bass response which is truly remarkable. The overall fidelity and sensitivity of this instrument place it in a class on its own, and you can feel justly proud of your achievement.

★ In 1928 we produced the first commercial Permanent Magnet Loudspeaker.

In 1933 we originated the Nipermag magnet system.

In 1935 we introduced the first series gap magnet system.

In 1939-45 Wartime development of many special loudspeakers.

NOW with the introduction of Stentorian High Fidelity Units, we can offer a quality of performance that is unmistakable and inimitable, at a cost which compares favourably with similar-sized units selling at popular prices.

This new range has been developed to take full advantage of the television sound transmissions and high fidelity recordings now available. The cone is made from uncured cambric and bonded pulp, the whole being completely cured together and made into one composite cone by a new manufacturing process.

The bass resonance is substantially lower than that using the conventional cone, and all coloration is therefore removed from the lower frequencies. No tiring or fatigue of the surround takes place. The high frequencies are well maintained, which together with the extended bass response, provides a well balanced overall response. The speakers are all fitted with high flux density Alcomax magnets and are completely dustproof.

For sensitivity, smoothness and vivid realism, these new models worthily uphold a fine tradition. Try one yourself and hear the difference. Write for leaflet giving full technical details.

See and hear them on Stand 109, Radio Show

Stentorian

HIGH FIDELITY UNITS

MODEL H.F.610. 6" Steel unit, incorporating 10,000 gauss magnet. Handling capacity, 3 watts. Frequency response, 60 c.p.s.-12,000 c.p.s. Bass resonance, 70 c.p.s. Price **£2.10.6.**

MODEL H.F.810. 8" Steel unit, incorporating 10,000 gauss magnet. Handling capacity, 5 watts. Frequency response, 50 c.p.s.-12,000 c.p.s. Bass resonance, 65 c.p.s. Price **£3.0.6.**

MODEL H.F.912. 9" Die-cast unit, incorporating 12,000 gauss magnet. Handling capacity, 7 watts. Frequency response, 40 c.p.s.-13,000 c.p.s. Bass resonance, 45 c.p.s. Price **£3.7.0.**

MODEL H.F.1012. 10" Die-cast unit, incorporating 12,000 gauss magnet. Handling capacity, 10 watts. Frequency response, 30 c.p.s.-14,000 c.p.s. Bass resonance, 35 c.p.s. Price **£3.13.6.**

Transformer available if required.



WHITELEY ELECTRICAL RADIO CO. LTD · MANSFIELD · NOTTS



The Vital Link . . .

. . . with safety in the hazardous enterprise of the deep sea trawler is its radio and radar equipment upon which safe navigation depends. Thousands of soldered joints contribute to the efficient functioning of this delicate apparatus. One dry or H.R. joint could mean the breakdown of a circuit, the destruction of the vital link, a perilous voyage.

FAULTLESS FLUXING PRESERVES THE VITAL LINK

Dry or H.R. joints are impossible with Superspeed for the flux is always released in exactly the correct proportion. This faultless fluxing action is achieved by the unique STELLATE core which gives six points of rapid solder collapse. At soldering temperature the activated rosin flux is released immediately for effective spreading and wetting. Superspeed is being used more and more in the production of radio and radar equipment where faultless joints are essential.



Superspeed

"WHITE FLASH" ACTIVATED ROSIN-CORED SOLDER

for general electrical, electronic and telecommunication work and all standard uses. A.I.D. and G.P.O. approved. Complies with M.O.S. Specification DTD 599. In all standard tin/lead alloys, 10-22 s.w.g. Also available in a range of coloured cores, indispensable for simple intermediate and final inspection and circuit or operator identification. Samples of Superspeed and the comprehensive Superspeed booklet gladly sent on request. Technical advisers are available for free consultation.

Cored and solid solder rings and solid solder washers supplied to customers' specifications.

MANUFACTURED BY THE **ENTHOVEN** GROUP

'Araldite'

the new epoxy resins



as in metal ferrules
to 'Mycalex' insulator rods

bonding



as in the potting of
transformers and other
electrical components

casting



as for the protection
of collapsible tubes

coating

'Araldite' adhesives

form of resin	curing conditions	special properties	typical applications
'Araldite' type 1	hot setting	solvent free high strength	bonding metals, ceramics and other non-porous materials
'Araldite' type 15	hot setting	thin adhesive film high strength	bonding electrical laminations
'Araldite' type 101	cold setting		bonding non-porous materials when heat cannot be applied
'Araldite' type 102	cold setting		bonding materials, one of which must be porous
'Araldite' D	cold or hot setting	solvent free, higher strength than obtainable with types 101 and 102	bonding non-porous materials

'Araldite' casting resins

'Araldite' B	hot setting	high mechanical and electrical strength low shrinkage	potting electrical equipment; pre-formed insulating materials
'Araldite' D	cold or hot setting		potting electrical equipment which cannot be heated
'Araldite' F	cold or hot setting	low viscosity	penetration into fine windings

'Araldite' fillers

'Araldite' cold setting filler		good adhesion to metals	filling depressions in metal surfaces
'Araldite' hot setting filler		solvent free no shrinkage	filling weld channels in motor car bodies

'Araldite' coating resins

'Araldite' 970 Bn	hot setting	flexibility and adhesion	coating wire for electrical industry
'Araldite' 985E	hot setting	hardness, flexibility, chemical resistance and adhesion	protection of metal surfaces (especially in paint industry)

recently developed forms of 'Araldite' for evaluation

'Araldite' flexible adhesive 33/896	hot setting	permanent flexibility	joining dissimilar materials, e.g., glass and metal
'Araldite' flexible casting resin 33/896	hot setting	permanent flexibility	potting electrical equipment in a non-rigid medium*
'Araldite' expanded resin 33/912	hot setting	low weight good electrical properties	light weight core material with good electrical properties
'Araldite' impregnating resin	hot setting	low viscosity at room temperatures solvent free	room temperature impregnation

Aero Research Limited

A Ciba Company

DUXFORD, CAMBRIDGE

Telephone: Sawton, 187

'Araldite' is a registered trade name of
Aero Research Limited

full details will be gladly sent on request



Synchronous Capstan motor. Improved response and signal-noise ratio. Simplified speed change. Provision for 1,750 reels, i.e. 45 minutes uninterrupted playing time per track at $7\frac{1}{2}$ " per second and $1\frac{1}{2}$ hours per track at $3\frac{1}{2}$ ". More convenient unit form for portability. Lighter in weight. Provision for Superimposition.

MAGNETIC RECORDING

par excellence

When, above all other considerations, quality and dependability in magnetic tape recording equipment are of paramount importance, it is inevitable that the choice should ultimately rest on Ferrograph.


Re-styled in appearance, the Ferrograph Model 2A is basically the same robust, time-proven and reliable instrument that set the standard in magnetic tape recorders on its introduction four years ago, and more than maintains the predominant position so worthily established.

It incorporates many refinements and facilities that have been requested by discriminating Ferrograph owners and users, and is unquestionably the instrument par excellence for sound recording and reproduction of the highest order.

British Ferrograph Recorder Co. Ltd.

138 SLOANE STREET · LONDON · S.W.1 · Telephone: SLOane 1510

We invite you to inspect our full range on Stand 110 at the Radio Exhibition



Make SUCCESS CERTAIN WITH THE



"TAPE - DECK" ★

Standard $\frac{1}{2}$ " plastic or paper based coated tape. Track width 0.1". Two tracks permissible. Tape speeds of $7\frac{1}{2}$ " per sec. and $3\frac{1}{2}$ " per sec. Playing time 45 mins. and 90 mins. respectively for 1,750 ft. reel. Less than 1 min. rewind and rapid wind-on. Attainable frequency response, ± 3 DB, 50-12,000 c.p.s. at $7\frac{1}{2}$ " per sec. or 50-6,000 c.p.s. at $3\frac{1}{2}$ " per sec. "Wow" and flutter less than 0.2%. Long term speed stability better than 0.5%. Power Consumption 57 watts.

Where it is desired to construct a recorder of any special type to meet the diverse needs of Science, Education and Entertainment, completely satisfactory performance is assured by using the Wearite "Tape-Deck" as the basic unit.

Whilst its operational simplicity and robustness make it the ideal assembly for use by unskilled personnel, its technical performance, advanced engineering design and individual features will also commend it to the recording technician.

★ "Tape-Deck" is registered Trade Mark No. 684413 granted in 1949. The Manual of the Tape Deck—price 2/6—can be obtained from your local dealer or direct if difficulty is experienced. The Manual contains a technical description of the "Tape-Deck" and suggests a tried and proven circuit for its best usage.

WRIGHT & WEAIRE LTD

138 SLOANE STREET · LONDON · S.W.1 · Telephone: SLOane 2214/5

Advance

audio signal generator



COVERS

15 c/s TO 50,000 c/s

ACCURACY

PLUS/MINUS 2%

PLUS/MINUS 1 c/s

LOW DISTORTION

1 WATT OUTPUT

INTO 600 OHMS

OVER ENTIRE

RANGE

THE TYPE "J.1."

This new model completely covers the wide range of 15 c/s to 50,000 c/s in three ranges, with an accuracy of $\pm (2\% + 1 \text{ c/s})$. Output (continuously variable) into 600 ohms, 0.1 mW. - 1 w (0.25 - 25 v) $\pm 2 \text{ db}$, the output impedance approximating to 600 ohms over the whole range. Max. output into 5 ohms is greater than $\frac{1}{2}$ watt. A 20 db attenuator may be switched into use when a very accurate output impedance is required. The total harmonic and hum content as compared with fundamental above 100 c/s is better than 34 db down (2%) at full output, and better than 40 db down (1%) at 0.1 watt.

Weight 20 lb. Size $13\frac{1}{2}'' \times 10\frac{1}{2}'' \times 8\frac{1}{2}''$

Full technical data on leaflet S17/W

ADVANCE COMPONENTS LIMITED · BACK ROAD · SHERNHALL STREET · LONDON · E 17

Phone : LARKSWOOD 4366/7/8 Grams : Attenuate, Walt, London.

YOU, like them, can find **SUCCESS** through **THE FAMOUS BENNETT COLLEGE**



THOUSANDS OF THANK YOU LETTERS ARE SIMPLE PROOF OF THIS UNFAILING WAY TO PASS EXAMS AND GET TO THE TOP

SALESMAN

"My sincere thanks to you, the College, and to my teachers. I have attained a position with my firm as an outside salesman, with (my employers state) remarkable results, this, after only six weeks "on the road" and incidentally on a much overcrowded market, flour milling. Thanks a million."

S.B., Thanet.



ACCOUNTANT

"Under your guidance I have become a qualified accountant in three years two months . . . and during this period I was absent from studies for about six months due to an operation besides taking a three months' break . . . To me your methods are clear and understandable and I sincerely say "Thank You"." W.H., Liverpool, 15.



ELECTRICAL ENGINEER

"Thank you for 'The Bennett College Diploma'. The 'Electrical Engineering Course' has been an excellent investment, which not only gives me a sound knowledge of Electrical Engineering, but also of Mathematics . . . On enrolment, I had not the slightest knowledge of any form of the Course . . . these points alone can determine the efficiency of the Course . . . W.A., Cork, Eire.



TEACHER

"I have received the results of the College of Preceptors Senior Certificate Examination. They are :— Credits : English, Geometry, Algebra. Distinctions: Arithmetic, English History, Num. Trigonometry. I would like to thank The Bennett College for the excellent tuition without which I could not have successfully taken the examination after only six months part time study . . . I shall not hesitate to recommend the College."

F.B., Manchester, 8.

POST OFFICE ENGINEER

"I have passed the City and Guilds Exam. in Telecommunication Principles, Grade IV. Thanks to the Course I took from The Bennett College, promotion to Assistant Engineer Grade comes automatically." G.C., Scarborough.



Choose the course you need

WHAT TO DO

There are over a hundred different Bennett College Courses. Whichever one you take, you will receive the *personal* attention of picked tutors. Choose your subject from the list of courses and tear out the coupon. Send it off now. You will receive the appropriate College Prospectus.

If you don't see the course you need, indicate the subject in which you are interested on the coupon and we will gladly advise you.

- | | | | |
|--------------------|----------------------|------------------------|---------------------|
| Accountancy Exams. | Mathematics | Electrical Engineering | Quantity Surveying |
| Auditing | Police Subjects | Electric Wiring | Radio Engineering |
| Book-keeping | Salesmanship | Engineering Drawings | Road Making |
| Commercial | Secretarial Exams. | Fire Engineering | Sanitation |
| Arithmetic | Short Story Writing | Forestry | Sheet Metal Work |
| Costing | Agriculture | Locomotive Engineering | Steam Engineering |
| Modern Business | Architecture | Machine Design | Surveying |
| Methods | Aircraft Maintenance | Mechanical Engineering | Telecommunications |
| Shorthand | Building | Mining | Television |
| English | Carpentry | Motor Engineering | Textiles |
| General Education | Chemistry | Plumbing | Wireless Telegraphy |
| Geography | Civil Engineering | Power Station | Works Management |
| Journalism | Commercial Art. | Engineering | Workshop Practice |
| Languages | Draughtsmanship | Press Tool Work | and many others |

GENERAL CERTIFICATE OF EDUCATION R.S.A. EXAMS

TO THE BENNETT COLLEGE, (DEPT. I.41), SHEFFIELD

Please send me your free prospectus on:

SUBJECT _____

NAME _____

ADDRESS _____


AGE (if under 21) _____

Please write in block letters.



* All these letters, and thousands of others like them, may be seen on request at The Bennett College, Sheffield. To comply with the College's strict policy of complete privacy for every student and graduate full names have not been shown, and for the photographs models have been used.

Electronic Development...



NEEDS

**T-T
LOW LOSS
CERAMICS**

GOOD DELIVERY

COMPETITIVE PRICES

For full particulars
OF ALL LOW LOSS CERAMICS SUITABLE
FOR ELECTRONIC DEVELOPMENT

write to

TAYLOR TUNNICLIFF (REFRACTORIES) LTD

ALBION WORKS, LONGTON, STOKE-ON-TRENT


Telephone : Longton 33122

London Office : 125 HIGH HOLBORN, LONDON, W.C.1 Tel : HOLBORN 1951/52

DUBILIER

makers of the
World's Finest CAPACITORS

STAND N°98
THE RADIO SHOW
EARLS COURT



NITROGOL PAPER DIELECTRIC CAPACITORS. DUBILIER introduced this modern compact form of paper dielectric capacitors now familiarly known to the industry as Nitrogols. Continuous development and long experience of a wide variety of applications ensure constant improvements to designs, thus maintaining Dubilier's lead in this important field of electronic and radio engineering. *Catalogue NC.453 giving details of the full range of DUBILIER Nitrogol Paper Dielectric Capacitors will be sent to you upon request.*

DUBILIER CONDENSER CO. (1925) LTD., DUCON WORKS, VICTORIA ROAD,
NORTH ACTON, LONDON, W.3

Phone: Acorn 2241 (5 lines)

Grams: Hivoltcon, Wesphone, London

Cables: Hivoltcon, London.

Marconi International Code



*Mullard Ferroxcube
being extruded into
rods for H.F. cores.*

MAGNETIC MATERIALS

Extensive research and manufacturing facilities have established Mullard as the leading producers of magnetic materials. They were the first, for example, to introduce Ferroxcube, the world's most efficient magnetic ferrite; 'Ticonal' anisotropic permanent magnets, renowned for their high stability and high energy output; and Magnadur, an entirely new type of permanent magnet with the insulating properties of a ceramic.

The wealth of experience gained from these developments is available to all users of magnetic materials through the Mullard advisory service. An enquiry to the address below will put a team of specialised engineers at your disposal.



Mullard

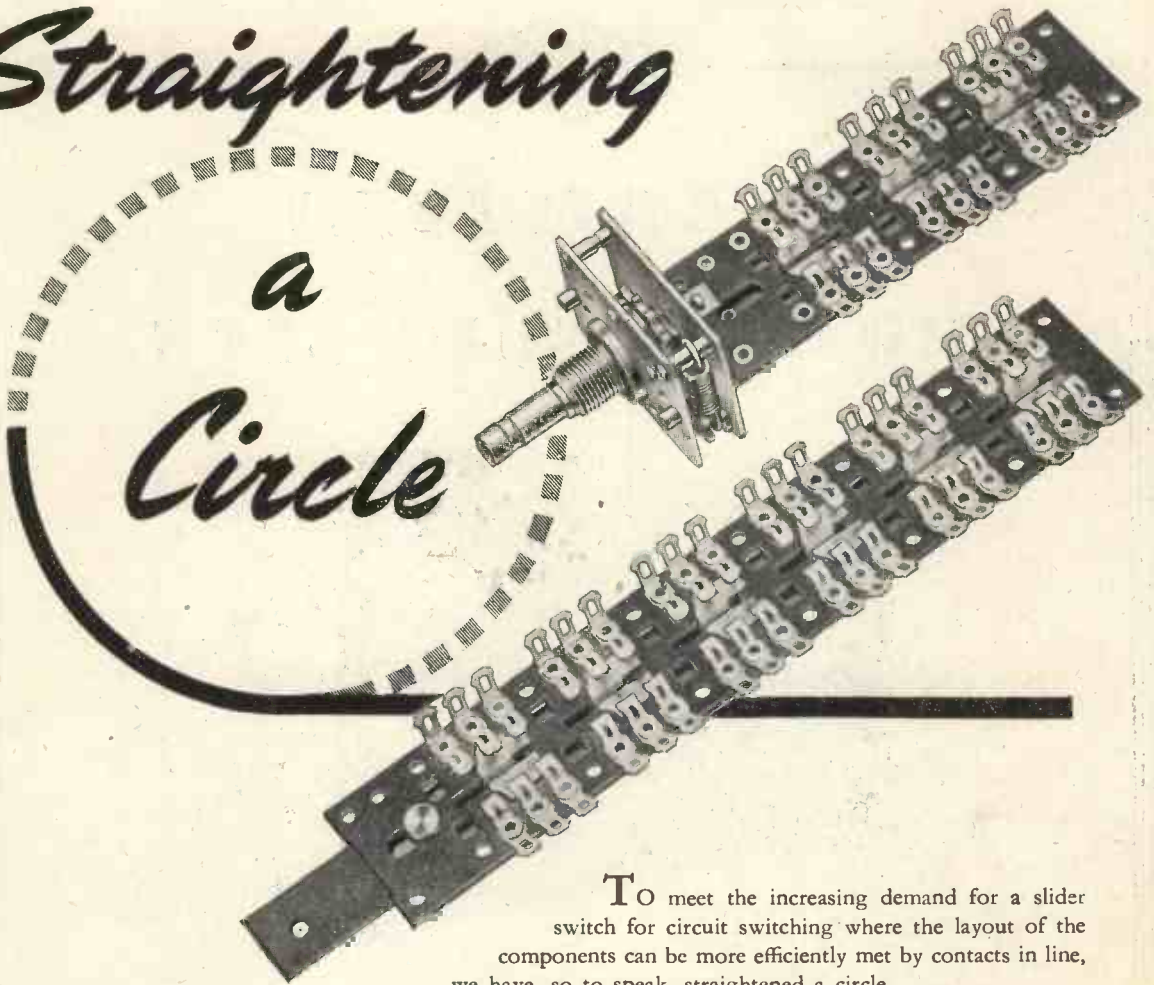
**'TICONAL' PERMANENT MAGNETS · MAGNADUR (Formerly Ferroxdure)
PERMANENT MAGNETS · FERROXCUBE MAGNETIC CORE MATERIAL**

MULLARD LTD., COMPONENT DIVISION, CENTURY HOUSE, SHAFTESBURY AVENUE, LONDON, W.C.2.

Straightening

a

Circle



To meet the increasing demand for a slider switch for circuit switching where the layout of the components can be more efficiently met by contacts in line, we have, so to speak, straightened a circle.

The NSF-Oak Slider Switch incorporates many of the time-tested and proven features of the NSF-Oak rotary wafer switches. You will find, for instance, the same type of high grade, heavily silver-plated fixed double contacts that have made consistently low contact resistance an inherent characteristic of all NSF-Oak Switches. You will also find the clean design, high quality materials and first-class workmanship normally associated with NSF-Oak products. NSF-Oak Slider Switches are available for push-pull or rotary operation.

The NSF-Oak Slider Switches have also been granted full type approval to RCS 155 by J.S.R.C.S.C. (T.A. Certificate No. 736. Issue 3) and catalogued in RCL 155.



N.S.F. LIMITED
KEIGHLEY · YORKS

Phone: Keighley 4221/5

Grams: ENESEF, Keighley




LONDON OFFICE: 9 Stratford Place, W.1. Phone: Mayfair 4234

Sole licensees of Oak Manufacturing Co., Chicago, and G. H. Leland Inc., Dayton, U.S.A. Licensees of Igranic Electric Co. Ltd. for the above products of Cutler-Hammer Inc., Milwaukee, U.S.A. The products of N.S.F. Limited are protected by patents, and patent applications, in the United Kingdom and other countries.



STABILISED POWER SUPPLIES



Type 705

THIS unit provides a stabilised direct voltage, continuously variable from 200-350 volts, which may be used with either the positive or negative lines earthed, or with the output floating. An unstabilised alternating supply of 6.3 volts, the centre tap of which may be strapped to earth, is also available.

- Stabilised output continuously variable from 200-350 volts at maximum currents of 200-100 mA.
- Output change is less than $\pm 0.5\%$ for $\pm 10\%$ input change.
- Output change from full load to no load is $+0, -0.5\%$.
- Source impedance of 5 ohms
- Both voltage and current meters incorporated.
- Suitable for operation on 100-130 and 200-250 volts 50 c/s mains.

Full details of these or any other Airmec Instruments will be forwarded gladly upon request.

Type 776

POSITIVE and negative stabilised direct voltages, positive and negative unstabilised direct voltages, and an unstabilised supply of 6.3 volts are all provided by this Unit. Both voltage and current meters are included, and a meter switch enables any of the four direct outputs to be monitored.

- Stabilised positive output continuously variable from 200-350 volts at maximum currents of 200-100 mA.
- Positive output change is less than $\pm 0.5\%$ for $\pm 10\%$ input change.
- Stabilised negative output of 85 volts at 5 mA.
- Unstabilised positive output of 500 volts at 200 mA.
- Unstabilised negative output of 500 volts at 3 mA.
- Suitable for operation on 100-130 and 200-250 volts 50 c/s mains.

AIRMEC LIMITED

HIGH WYCOMBE BUCKINGHAMSHIRE ENGLAND

Telephone: High Wycombe 2060

Cables: Airmec, High Wycombe

DEPTH PERSPECTIVE . .


The ability of a reproducer in separating the instruments of an orchestra is dependant among other factors upon the area from which the sound appears to emanate. Many experimenters will have found that a larger area appears to improve orchestral analysis but that it detracts from the realism of solo instruments and the human voice. In the Corner Ribbon Loudspeaker, the sound source is small and forward, but it radiates a proportion of sounds in nearly all directions, including upwards and to the rear. The sound pattern reproduced from solo instruments is very similar to that obtained in nature and it is probably the only loudspeaker which can be used in direct comparison laboratory tests to give a complete illusion of most instruments to a critical audience.

With an orchestra, the larger microphone distances influence the acoustics of the recording so that the apparent sound source in the loudspeaker recedes. Reflections from the back radiation add to the area of sound so that it now appears to emanate from an opening of eight to ten square feet. The above is just one of the reasons why the Corner Ribbon Loudspeaker gives an analysis of sound in natural perspective.

THE CORNER RIBBON
LOUDSPEAKER

£95 controlled sale

A booklet describing the development of this loudspeaker is available on request



ACOUSTICAL
MANUFACTURING CO LTD
HUNTINGDON · HUNTS · TEL. 1361

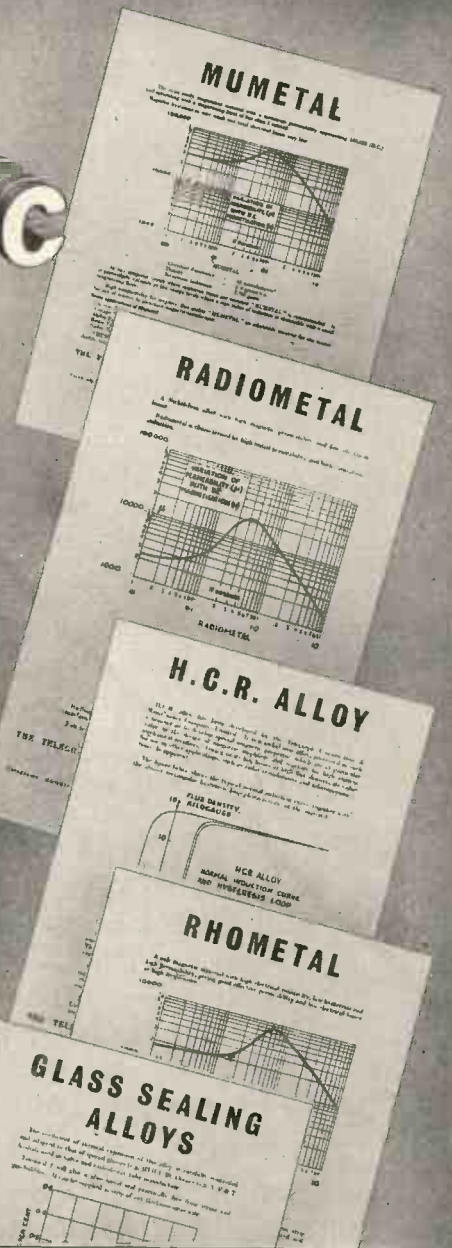
TELCON MAGNETIC ALLOYS

Telcon magnetic and special purpose alloys are used in a vast and ever expanding field of industrial and electrical applications.

It is almost certain that a Telcon Metal exists to meet your specific needs, but if not, we will gladly co-operate with you in finding the answer to your particular problem.

All Telcon Metals are subject to the most rigorous control and repeated inspection, and this ensures the highest standards of reliability.


The reputation of many world-famous products is solely dependent upon the utilisation of Telcon Metals.



The inevitable choice for

**MAGNETIC CIRCUITS IN INSTRUMENTS OF ALL KINDS INCLUDING :
CURRENT & VOLTAGE TRANSFORMERS, COMMUNICATION TRANSFORMERS,
RADIO FREQUENCY, RADAR & T.V. TRANSFORMERS, BRIDGE MEASUREMENT
TRANSFORMERS, SPECIAL REACTORS, INDICATING INSTRUMENTS, RELAYS,
MAGNETIC AMPLIFIERS, GALVANOMETER, WATTMETER, C.R.T. AND
TRANSFORMER MAGNETIC SHIELDS, PICK-UP DEVICES, REGULATORS.**

*Complete technical data on the full range of Telcon alloys is available
to designers and manufacturers on request.*



Wings Day
 SEPT 19
 Gifts for those who gave

Bring your friends and your records

GOODMANS
 P. M. LOUDSPEAKERS



TO

Goodmans

**RADIO SHOW
 DEMONSTRATIONS
 EARLS COURT Sept. 1-12
 STAND No. 37**

Purchase Tax has been removed from 12-inch speakers.


Do not miss this wonderful opportunity to listen to your records as they should be heard—of seeing, hearing and choosing under expert guidance from Goodmans range of Axiom High Fidelity and Audiom good quality Commercial Loudspeakers. To avoid disappointment, apply in writing as below, or come straight to our stand and book your seat.

APPLICATIONS

are invited for invitations to our demonstration, which will take place at the following times; A.M.:—11.30. P.M.:—12.15, 2.00, 2.45, 3.30, 4.15, 6.00, 6.45, 7.30 and 9.30. Please state day and time you wish to attend.


Make sure of your seat by booking NOW!

How to get there



GOODMANS INDUSTRIES Ltd., Axiom Works, Wembley, Middx. Tel.: Wembley 1200

**R. C. OSCILLATOR
AND AUTOMATIC
FREQUENCY MONITOR**



An instrument of exceptionally high accuracy and stability—the output frequency of which is automatically measured and presented in decimal notation.

Range	10c/s to 100kc/s
Accuracy	$\pm 0.005\%$
Output	0 to 30 volts r.m.s. metered
Attenuator	0 to 110db in 1db steps (constant 600 Ω)

The equipment will measure any frequency in the range 10c/s to 100kc/s and any time in the range $10\mu\text{sec}$ to 10^4sec both to an accuracy within $\pm 0.005\%$. It will also count up to a maximum rate of 10^5 pulses/second.

CINEMA-TELEVISION LIMITED

A Company within the J. Arthur Rank Organisation

WORSLEY BRIDGE ROAD · LONDON · SE26

Telephone Hither Green 4600

SALES AND
SERVICING AGENTS


F. C. Robinson & Partners Ltd.,
287 Deansgate, Manchester, 3

Hawnt & Co., Ltd.,
59 Moor St. Birmingham, 4

Atkins, Robertson & Whiteford Ltd.,
100 Torrisdale Street, Glasgow, S.2.

G.E.C.

SELENIUM RECTIFIERS



Full particulars of the G.E.C. range of Selenium Rectifiers are available on application to your nearest G.E.C. Branch; E.S. & V. Department, Magnet House, Kingsway, London, W.C.2., or the address below—

LOW FIRST COST

NO MAINTENANCE

HIGH EFFICIENCY

LONG LIFE

MAXIMUM STABILITY

COOL RUNNING

SALFORD ELECTRICAL INSTRUMENTS LTD · SALFORD 3 · LANCs

A SUBSIDIARY OF THE GENERAL ELECTRIC CO. LTD. OF ENGLAND.

THE ELAC "DUOMAG" FOCALISER

THE SENSATIONAL NEW ELAC T/V COMPONENT


The DUOMAG focaliser gives precision beam focus and complete picture positioning with minimum effect on scan coils and ion trap assemblies. It is designed for use with magnetically focused tubes having 38 m/m diameter necks.

DUOMAG is a permanent magnet type unit using two concentrically mounted Sintered Oxide ring magnets arranged with opposed magnetic fields.

- Minimum stray magnetic field. Symmetrical, uniform and very low external field.
- Magnets of high electrical resistivity enable the unit to be placed in close proximity to high efficiency scan coils.
- All insulated construction—No risk of high voltage shock.
- Wide range picture shift.

RETAIL PRICES IN U.K.

Low Flux, 37/6 ; Med. Flux, 39/6 ; High Flux, 42/-.



*Leading the
field in TV
components*



ELECTRO ACOUSTIC INDUSTRIES LTD

STAMFORD WORKS, BROAD LANE, TOTTENHAM, N.15 TEL: STAmford Hill 5606-8

Who isn't on the right programme?

Are you? The frequency with which you send scrap from your works is vitally important — because roughly half this country's supplies of new steel are made from scrap. Factories like yours are among the main sources of the raw material needed in the steel-works. These sources must not be allowed to dry up.

Obsolete machines and equipment, redundant buildings, in fact everything made from iron and steel which has outlived its effective purpose — all this is scrap and should be sent off to your local scrap merchant as soon as possible.

Search your works for it and turn it in. You will be doing yourselves a great service.

VISIT STAND No 12

at the National Radio and Television Exhibition,
Earls Court, Sept. 1 - 12 — and see what STEEL
is doing to help the national effort.




Issued for the STEEL SCRAP DRIVE by the British Iron and Steel Federation and the
National Federation of Scrap Iron, Steel and Metal Merchants.

Supersonic

Regd. Trade Mark

THE ALL-WAVE CAR RADIO



Semi Band Spread tuning—3 bands—wide range—very sensitive—wonderful tone—powerful volume—extremely compact—fits any car.

Incorporates all that is new in world Radio research.

SOLE DISTRIBUTORS WANTED
IN ALL PARTS OF THE
WORLD

Enquiries to:

Export Manager,
CHASSAY BROS. (Pvt) LTD.
Ingutsheni Road,
BULAWAYO, Southern Rhodesia.

or

Export Manager,
CHASSAY BROS. (Pvt) LTD.,
5 St. John Street,
LONDON. E.C.1.



gets the best out of ALL makes of tape-recorder

'Scotch Boy' fits all makes of tape recorders. It brings new clarity, new fidelity, an all-round improvement to your own recordings.

'Scotch Boy' is a medium coercivity, plastic-backed tape with a frequency range of 50 c/s to 10 kc/s at a tape speed of 7½" per second. It is available in six reel sizes from 300ft. to 1,000 metres, to provide a wide range of playing times.

'Scotch Boy' is used by the B.B.C. and most other big recording and broadcasting corporations. Ask your dealer for 'Scotch Boy' and hear the difference it makes on your own machine.

Another **3M** Product

Write for further details of
MINNESOTA MINING & MANUFACTURING CO. LTD
167 STRAND, LONDON W.C.2 TEMPLE BAR 6363





Figure of Merit

MARCONI NOISE GENERATOR TF987/I

The noise factor (figure of merit) of a receiver is obtained by dividing the signal-to-noise ratio at the input by the signal-to-noise ratio at the output. Using this Marconi Noise Generator, the measurement is made by checking the output level due to internal noise, and then injecting a noise signal to double this level. The meter reading directly gives the noise factor N.



SPECIFICATION

- NOISE OUTPUT CALIBRATION:**
0-30 in four ranges:
0-5, 0-10, 0-15 and 0-30.
- ACCURACY:** ± 0.5 db.
- FREQUENCY RANGE:**
100 kc/s to 200 Mc/s.
- POWER SUPPLY:**
200-250V, 45-65 c/s.
- DIMENSIONS:**
11" x 15½" x 9" over projections.
- WEIGHT:** 20 lbs. approx.

MARCONI INSTRUMENTS


SIGNAL GENERATORS · BRIDGES · VALVE VOLTMETERS · WAVE METERS · Q METERS
FREQUENCY STANDARDS · WAVE ANALYSERS · BEAT FREQUENCY OSCILLATORS

MARCONI INSTRUMENTS LTD., ST. ALBANS, HERTS. TELEPHONE: ST. ALBANS 6161/7

Midland Office: 19 The Parade, Leamington Spa. Northern Office: 30 Albion Street, Kingston-upon-Hull.

Export Office: Marconi House, Strand, London, W.C.2.

4 mmf/ft



AIR-SPACED ARTICULATED COAX CABLES

offer a unique combination of

- ✓ FRACTIONAL CAPACITANCE
- ✓ HIGH IMPEDANCE
- ✓ MINIMUM ATTENUATION

ALONG WITH

- ✓ EXCEPTIONAL FLEXIBILITY
- ✓ LIGHT WEIGHT

38 STOCK TYPES

FOR ANY OF YOUR STANDARD
OR SPECIAL APPLICATIONS

A few of the very low capacitance types are:

Type No.	Capacit. $\mu\text{F}/\text{ft}$	Impedance ohms	O.D.
C.44	4.1	252	1.03"
C.4	4.6	229	1.03"
C.33	4.8	220	0.64"
C.3	5.4	197	0.64"
C.22	5.5	184	0.44"
C.2	6.3	171	0.44"
C.II	6.3	173	0.36"
C.I	7.3	150	0.36"

TRANSRADIO

CONTRACTORS TO
H.M. GOVERNMENT

LTD.

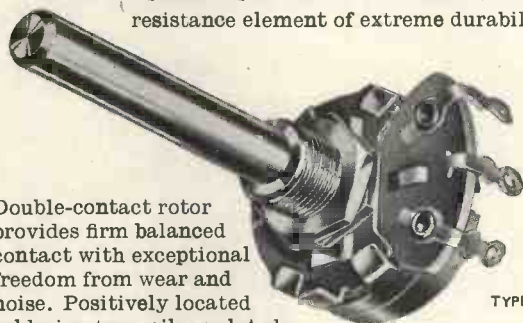
138a CROMWELL ROAD, LONDON, S.W.7

NEW EGEN MINIATURE POTENTIOMETERS



TYPE 105

Designed to meet the demand for Egen reliability within the smallest possible compass, these exceptionally small carbon potentiometers ($\frac{1}{4}$ " diameter) retain all the desirable features of their standard-size counterparts. The special Egen carbon deposition process ensures a highly stable resistance element of extreme durability.



TYPE 115

Double-contact rotor provides firm balanced contact with exceptional freedom from wear and noise. Positively located soldering tags, silver plated for easy soldering. All steel parts rustproofed. Standard resistance values available, from 5000 ohms to 2 megohms.

Type 115 is identical to Type 105 except that a 2-pole Q.M.B. switch is incorporated.



SUB-MINIATURE VOLUME CONTROLS
For use in Deaf Aids and other
miniature electronic apparatus



PRE-SET RESISTORS
A wire-wound pre-set
resistor for panel or
chassis mounting

Export enquiries welcomed




EGEN

POTENTIOMETERS

EGEN ELECTRIC LTD., CHARFLEET INDUSTRIAL ESTATE,
CANVEY ISLAND, ESSEX. PHONE: CANVEY 691-2

WE PRESENT another advance in our new Series 800, Mark II Reproducers. Skilful design of the magnet system enables us to provide increased sensitivity in the three most popular sizes—5in., 6½in. and 7 x 4in. elliptical—with a negligible increase in overall depth.

Designers of sets in which bulk, weight and cost are important factors are invited to ask for samples of the 10,000 Gauss versions of Types 850, 865 and 874. These will gladly be supplied, together with full technical information.



*Loud-speaker
Manufacturers
to the radio industry
since 1930*

**REPRODUCERS AND AMPLIFIERS LIMITED
WOLVERHAMPTON ENGLAND**

Telephone. Wolverhampton 22241 (5 lines)

Telegrams: Audio. Wolverhampton

an outstanding cabinet...

in the new range of

BK SPECIALISED LOUDSPEAKER ENCLOSURES No. 3—The H.R.L.8

This latest B.K. cabinet—the H.R.L.8—possesses magnificent qualities of tone reproduction.

It is designed for use with high fidelity 8in. loudspeaker units and yields a full bodied clean bass and well diffused treble tone. Possessing exceptional "presence" this cabinet will please the most critical listener.

The pleasing lines and unusual dimensions—30in. x 30in. x 9in., elevate this cabinet to the realms of handsome furniture. It can be placed against a flat wall and is available in oak, walnut, mahogany, maple or sycamore veneers, with contrasting colours if desired.

A modified version is available for 10in. units with crossover and H.F. pressure unit if desired.



price £14.10s.

(Carriage and Packing Extra)

Come and hear for yourself!

Visit our showrooms and hear the H.R.L.8 and other new B.K. enclosures—and a wide range of high fidelity equipment which our technical staff will gladly demonstrate.

Daily 10.30 a.m.-5.30 p.m. Sat. 10.30 a.m.-1 p.m.

B. K. PARTNERS LTD.

229 REGENT STREET, LONDON, W.1

Telephone: REGent 1051

(Entrance in Hanover Street)

Reflectograph

MAGNETIC TAPE RECORDERS

We have now produced a three-channel slow-speed monitoring recorder which gives excellent speech quality at 1" per second. This has been achieved by the advanced design of the capstan unit which incorporates an entirely new principle in tape drive mechanism. See the Reflectograph range on Stand 208.




National Radio
and Television
Exhibition Stand

208

Manufactured by

RUDMAN DARLINGTON (ELECTRONICS) LTD

Wednesfield, Staffs. Tel: Wolverhampton 31704



the right move . . .

In more than fifty countries Pye radio-telephones are indicating the right move. The next step, great or small, in divers undertakings.

In civil engineering immediate direct communications are vital. The deployment of resources to the fullest advantage demands contact. Contact swift and sure. Contact at speeds to match the action required.

Wherever men and machines are on the move Pye V.H.F. Radio-telephones will promote speed and efficiency.




Telecommunications
CAMBRIDGE ENGLAND




ADCOLA

PRODUCTS LIMITED
(Regd. Trade Mark)

SOLDERING INSTRUMENTS

Standard model $\frac{1}{16}$ " bit (illustrated)

SOUND JOINTS
for all
SOUND EQUIPMENT

Types are available for
Factory Bench Line, Maintenance Engineer & Home Constructor

Supplied for any volt range to meet our world-wide consumers demands

- Heating time: 90 seconds
- Consumption: 25 watts.
- Weight: 4 ozs.
- High temperature.
- Handle unaffected by element temperature.
- Length of instrument: 9".
- Equally suitable for daily or intermittent use.

- $\frac{1}{16}$ " dia. bit Standard Model.
- $\frac{1}{8}$ " dia. bit Standard Model.
- $\frac{3}{16}$ " Detachable bit Type (Factory Bench Line).

Made in England
Registered Design (British, U.S.A., Canadian) and Foreign Patents

● Apply Sole Manufacturers and Suppliers

ADCOLA PRODUCTS LTD.
Sales Offices & Works: CRANMER COURT, CLAPHAM
HIGH ST., LONDON, S.W.4. MACaulay 4272



Reg. design

Shields Extra

the new EKCOVISION

14" TUBE CONSOLE MODEL TC206

— for better performance in all transmission areas

The new EKCOVISION receivers incorporate many outstanding features to provide a superior performance, including full Automatic Control of Picture and Sound by means of A.G.C., and the chassis are constructed on the highly successful 'Triple-link' principle.

The following are details of Model TC206, which is a typical example from the Ekcovision range:

CIRCUIT. A superhet circuit is employed with tuning adjustable over all five B.B.C. T.V. channels. A gating diode permits sampling of the black level during the line blanking period, to provide vision A.G.C., whilst sound A.G.C. is incorporated in the normal manner. The frame time-base incorporates


a rectifier for separating the integrated frame pulse, and the line time-base provides an E.H.T. of 11.5 K.V. **C.R.T. AND SCREEN.** The 14" diameter aluminised tetrode tube with ion trap provides a larger picture than equivalent rectangular tubes. The mask is thoroughly dust-sealed and an optical filter gives improved contrast for day-light viewing.

SPEAKER. 8" diameter high-flux moving-coil.

CONTROLS. Operating controls, conveniently placed below the screen, comprise Brightness/Off, Contrast and Volume. Pre-set Vertical and Horizontal Hold controls are grouped with operating controls for convenient adjustment. All remaining pre-set adjustments are accessible from the rear.

CABINET. The contemporary style cabinet is beautifully finished in polished walnut veneers.

MAINS. A.C. 200-250 Volts, 50 c/s.



Ask your Ekcovision Dealer for a demonstration of this new model **74GNS.** (Tax paid)

E. K. COLE LTD., SOUTHEND-ON-SEA, ESSEX

- if you look for BIG RESULTS



It's blooming marvellous—the rise in efficiency that results from the use of OSMOR "Q" Range Coils. No wonder our customers are enthusiastic! They tell us these "mighty marvels in miniature" are super selective and sensitive to a degree they never dreamed possible. And we guarantee them—they're the outcome of patient scientific research plus the highest technical ability. Note these "plus" points that spell superior performance—

- Only 1in. high.
- Packed in damp-proof containers.
- Variable iron-dust cores.
- Fitted tags for easy connection
- Low loss Polystyrene formers.

COILPACKS. Now at new lower prices! A full range is available for Superhet and T.R.F. Mains or Battery. Size only 1½in. high x 3½in. wide x 2½in. Ideal for the reliable construction of new sets, also for conversion of the 21 RECEIVER, TR 1196, TYPE 18, WARTIME UTILITY and others. Aligned and tested, with full circuits, etc. Fully descriptive leaflets available.



4' - EACH

With **OSMOR** Lines—you're on the right lines!

A spotlight on just one of the range of **OSMOR** "Q" coils.

H.F. CHOKE Type Q.C.1.

Frequency coverage 150 kc/s. to 20 m/c Iron-dust core and single-screw fixing. Prototype tested and approved by M. G. Scroggie, B.Sc., M.I.E.E. Ideal as anode load in TRF receivers, for decoupling and general purpose. Price 4/-.



TWO for the Price of ONE!

The NEW **OSMOR** CHASSIS CUTTER

of entirely new design. Cuts two sizes of holes with any one reversible punch and die; and can be operated with a spanner or tommy-bar. Blanks easily removed.



Prov. Pat.

Type	Hole Sizes	Price
1	1in. x 1½in.	19/6
2	1½in. x 1½in.	18/9
3	1½in. x 1½in.	22/6
4	1½in. x 2in.	27/3

Post and Packing 1/- (any type).

Tommy Bars 1/3 each

The **OSMOR** "JIFFY PUNCH"

For cutting smaller holes neatly and quickly with one blow of a light hammer.



Prov. Pat.

Type	Hole Size	Price
1	½in.	6/6
2	¾in.	7/6
3	1in.	8/9

Both types of cutters are of hardened steel and are for use on Steel up to 18 s.w.g., Brass and Dural up to 16 s.w.g., Aluminium and Copper up to 14 s.w.g.

(Dept. W.45) BRIDGE VIEW WORKS, BOROUGH HILL, CROYDON, SURREY.

DIALS

Type A. GLASS DIAL ASSEMBLY (as illus.) measuring 7in. x 7in. (9½in. x 9½in. overall) mounts in any position on or above the chassis and works with any type of drive. Choice of two 3-colour scales—G1(L.M.S.) or G2(M.S.S.). Price complete, 24/6. Pulley assembly for right-angle drive if required 1/9 extra. P. & P. 1/6.



METAL DIALS

Overall size 5½in. sq., as illustrated. Cream background, 3-colour. Type M1, L.M.S. waves. M2, L. & M. waves. M3, M. & 2/S. waves. Price 3/6 each. Pointer, 1/6. Drum, Drive, Spring and Cord for use with both types of dials, 3/2.

We keep stocks of many radio components for use in published circuits, including "WIRELESS WORLD"

"No Compromise" TRF Tuner (Osmor coils QA11 and QHF11 for M.W. and QA12 and QHF12 for L.W. are suitable price 4/- each.)

"Midget Mains Receiver" (Osmor coils QA11 for M.W. and QA12 for L.W. are suitable, price 4/- each.)

Sensitive 2 Valve Receiver Television Converter (special coils in cans available) "PRACTICAL WIRELESS"

3-speed Autogram. Modern 1-valver. A.C. Band-Pass 3. RI155 Converter. Attache case portable. Modern high power Amplifier—2.

Dear Reader,

We can't mention all our products here but shall be glad to receive your enquiries for Chassis, Tuning Condensers, Switches, Volume Controls and all Other Radio Components. If it's top-quality components and a speedy, courteous service you are looking for—try Osmor. We really shall do our best for you.



Keep those small components—resistors, condensers, etc., neatly stored yet visible by using an

OSMOR "JAR-RACK"

(If you're a generous husband you'll buy one or two for your wife's larder, too—she will appreciate somewhere to store her preserves.) Holds any 1 lb. jam jars, with or without lids. Easily removed, cannot fall out. Just the thing for the tidy "HAM" or Radio Dealer.

Type 1 for wall-fixing, 6/9 each, holds 8 jars. (Jars are not supplied but are easily obtained).

Length 24in. enamelled olive green. Type 2 (as illustrated) for screwing under a shelf, 5/9 each, holds 6 jars.

Length 18in., enamelled green. Post and packing 1/- (either type). (Trade supplied)

You won't believe it!



the first time you hear you own voice! Have fun and find endless pleasure in using an inexpensive TAPE RECORDER you can build yourself. We can supply all the parts to make a really efficient unit, utilising your gramophone turntable (which can still be used for its normal purpose). Send 2/6 only for easy-to-follow blueprints and instructions, or ask for details.

I.F.s. 465 k/c. Permeability-tuned, with flying leads. Standard size 1½in. x 1½in. x 3½in. For use with OSMOR coilpacks and others, 14/6 pair. PREALIGNED, 1/6 extra.

FREE!

Send 5d. (stamps) for FREE CIRCUITS and full lists of coils, coilpacks and radio components.

OSMOR radio products Ltd.

Telephone : Croydon 5148/9

FOR HIGH-FREQUENCY INSULATION

specify **'FREQUELEX'**

The Coupling Coil shown is supported by our "FREQUELEX" Ceramic Rods, and forms part of a 200 kW. Radio Transmitter.

This is only one of many applications where Rods made to close limits are required.

We specialise in the manufacture of Ceramic Rods and Tubes of various sections in several classes of materials over wide dimensional ranges.


The principal materials are :

1. Porcelain for general insulation.
2. Frequelex for High Frequency insulation.
3. Permalax and Templex for Capacitors :

The degree of accuracy depends on the size of the Rod or Tube, but the standard degree of accuracy is outlined in the Inter-Service Component Manufacturers' Council—Panel R Specification embodied in our Catalogue of Radio Frequency Ceramics, copy of which will be sent on request.

Large Rods up to 44" long and 1 1/4" square are used as supports for Tuning Coils, etc.

We shall be pleased to have your enquiries for all sizes of Tubes and Rods. Prompt deliveries can be given for most sizes.



Photograph by permission of the Standard Telephone & Cables Ltd.



Bullers


LOW LOSS CERAMICS

BULLERS LIMITED, 6 Laurence Pountney Hill, E.C.4. Phone: MANsion House 9971 (3 lines). Grams: 'Bullers, Cannon, London'

BL35

ARCOLECTRIC SWITCHES & SIGNAL LAMPS

- For Industrial Equipment
- Domestic Appliances
- Electronic Instruments
- Automobile Switching



THREE POSITION TOGGLE SWITCH
Two-way and Off



10-AMP. TOGGLE SWITCH
10-amp. 250 volt.



PUSH PULL SWITCH
For Motor Cars



MINIATURE TOGGLE SWITCH
3-amp. 250 volt.



D.P. TOGGLE SWITCH
3-amp. 250 volt.



SMALL POINTER KNOB



SIGNAL LAMP HOLDER
MES Fitting

Write for Catalogue No. 128-W


ARCOLECTRIC SWITCHES LTD

CENTRAL AVENUE, WEST MOLESEY, SURREY · TELEPHONE: MOLESEY 4336 (3 LINES)

Output Level Stabilised to $\pm \frac{1}{2}$ db

OVER THE FULL FREQUENCY RANGE OF 10 Kc/s — 10 Mc/s

An outstanding feature of the Wayne Kerr Video Oscillator Type O.222A is a thermistor bridge circuit stabilising the amplitude. Once set the output level will remain constant within 0.5 db while the oscillator frequency is varied over its full range of 10 Kc/s to 10 Mc/s. Another advantage is its special facility for indicating the modulus of the load impedance to which the instrument is connected.



SPECIFICATION

In transportable case £155, or for standard 19" Rack mounting £148.

- Frequency Range: 10 Kc/s — 10 Mc/s in 6 ranges
- Frequency Stability: better than 1 in 10³ in 1 hour
- Frequency Accuracy: 1%
- Output Range: +10 db to -50 db on 1V p-p.
- Output Level: Constant to ± 0.5 db at any frequency
- Output Impedance: 75 ohms [setting]
- Total Harmonic Content: less than 1%





with the SOLARTRON VARI-PACK

MODEL
SRS 153

DESCRIPTION. An entirely new instrument which provides a continuously variable H.T. supply from 0 to 500 volts, either positive or negative, and, in addition an L.T. supply of 4 and 6.3 volts at 3 amps.

SPECIFICATION.

D.C. Output Voltage : 0-500 volts positive or negative.

D.C. Output Current : 100 m/a up to 350 volts.

50 m/a up to 450 volts.

A.C. Output : 4 and 6.3 volts at 3 amps.

Ripple : Less than 0.1 volt at 400 volts.

Mains Input : 200-250 volts 40-60 c/s.

Rack Mounting version supplied to order.

APPLICATIONS.

Industry.

(a) Laboratory supply unit for testing valves, components, circuitry, etc.

(b) Test departments for a wide range of test voltages.

(c) Production departments for provision of power supplies at low cost.

Education.

A power supply for research, student use, and demonstration purposes.

FEATURES.

1. **Range :** The full range of voltage is obtained in a single sweep of the output control without switching by use of the controlled series valve circuit.

2. **Reliability :** High quality components including only paper type capacitors are used.

3. **Robustness :** The chassis is of all steel construction finished in bright zinc and is rigidly fixed to the anodised dural panel.

SOLARTRON

• ORDER NOW FOR EARLY DELIVERY.

SOLARTRON LABORATORY INSTRUMENTS LTD.

22 HIGH STREET KINGSTON SURREY Tel.: KINGSTON 8981 PBX.

PIN-POINT PRECISION!

with the
pencil-thin

ORYX



Photograph by permission of
AMPLIVOX EXPORT REVIEW

The special service, sub-miniature soldering instrument for small assemblies. Pencil-thin for complete control, pin-point precision. Weight— $\frac{1}{2}$ oz. Voltage ranges 6-6 $\frac{1}{2}$, 12-13 and 24-27 $\frac{1}{2}$.

- Heats up in 30 seconds ● "Pin-point" heat concentration
- "Finger control" Soldering
- Ample heat-capacity for production lines
- Interchangeable push-on bits.

Sole Distributors

ANTEX

3, TOWER HILL · LONDON E.C.3 Tel: Royal 4439

ACE
THE LAST WORD IN
TAPE RECORDERS

MODELS
10 & 12 HAVE EVERYTHING

10 WATTS PUSH-PULL HIGH FIDELITY AMPLIFIER
3 INPUTS; CRYSTAL & M/C. MICS. & GRAM.
3 TAPE SPEEDS: 3 $\frac{1}{4}$, 7 $\frac{1}{2}$ & 15 INCHES PER SECOND
2 TRACKS PER TAPE - 2 Hrs. RECORDING
2 SEPARATE INPUT CONTROLS FOR MIXING
COMPLETELY AUTOMATIC ERASE (ELECTRONIC)
DETACHABLE SPEAKER UNIT MODEL 12
FAST REWIND & FORWARD WIND
MONITORED & DIRECT INPUTS
VERY COMPACT MODEL 10 15 $\frac{1}{2}$ " X 10" X 7 $\frac{1}{4}$ "

SEND STAMP FOR FULLY ILLUSTRATED BROCHURE

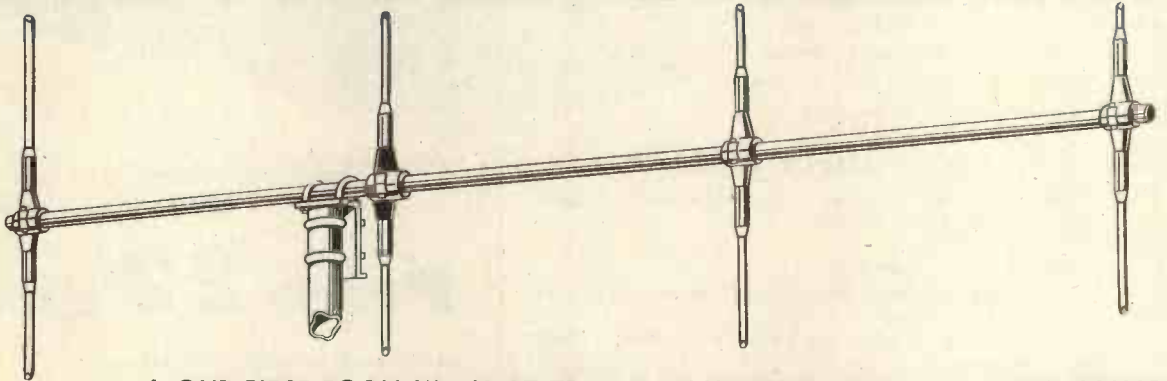
MODEL 10
£65
MODEL 12
£66-10-0
(demonstrations from)

ASSOCIATED CINE EQUIPMENTS LTD.
353, BEXLEY ROAD, ERITH, KENT, Phone: Erith 2543.

FA300 FA400

New Design T.V.

FRINGE AERIALS BY TELECRAFT WITH OUTSTANDING FEATURES



1. ONE PIECE BOOM 1½ in. HEAT TREATED ALUMINIUM ALLOY OF HEAVY GAUGE
2. DIPOLE CONNECTION WORKS CONNECTED INSIDE BOOM.
3. BUILT IN MATCHING STUB.
4. POLYTHENE INSULATORS THROUGHOUT.
5. ALL STEEL PARTS CADMIUM PLATED.
6. HEXAGON BASE SCREW-ON ALUMINIUM ALLOY ELEMENTS REINFORCED AT STRESS POINT. (See illustration).
7. FEEDER CONNECTION TO WATERPROOF TERMINAL BOX ON MAST HEAD.
8. EXCEPTIONALLY RAPID MAST HEAD MOUNTING.
9. EASILY THE QUICKEST FRINGE AERIAL TO INSTAL.

These Aerials are *Factory Assembled* and *aligned* ready for your *immediate* erection. Riggers will welcome this ultra Modern design. Better long term results are also obtainable with this new version.

Why not avail yourself of our Nation-Wide T.V. Aerial Erection Service. Send for details to our nearest Depot.

FA300 3 ELEMENT GAIN 7.6 DB **£5.17.6**

FA400 4 ELEMENT GAIN 9.5 DB **£7.17.6**

Please Send for Further Details.

SERVICE DEPOTS

MANCHESTER. 172, London Rd., Manchester. Telephone : Ardwick 2734.

NEWCASTLE-ON-TYNE. 55, Northumberland Street. Telephone : Newcastle 22516.

BOURNEMOUTH. Canford Chambers, 5c. Peter's Rd. Telephone : 2282.

BIRMINGHAM. 75, Holyhead Rd., Handsworth. Telephone : North 6830.

BRISTOL. 14, Rose St., Temple Way, Bristol 1. Telephone : 21230.

PLYMOUTH. 25, William St. (City Centre). Telephone : 4797.

GLASGOW. 423, Clarkston Rd., Glasgow, S.4. Telephone : Merrylees 4326.

CARDIFF. 1 & 2, Stuart St., Cardiff. Telephone : Cardiff 25955.

BRIGHTON. 41, Castle St., Brighton. Telephone : 28117.

Head Office and Works :



Telephone : THORnton Heath 1191-2.

QUADRANT ROAD, THORNTON HEATH, SURREY

THE BURGOYNE TYPE R.G.I. 8 VALVE SUPERHET

*and
NOW!*

This new **BURGOYNE** 8-valve Radiogram Chassis will give you the finest reproduction of the modern long playing record, and radio reception of world-wide coverage at top quality. Undoubtedly a unit for the Connoisseur. Come to the Radio Centre to see and hear this exceptional unit. You will want to possess it immediately—and you can—by using our easy hire purchase facilities.



Noteworthy features include :-

- ★ Extra large full vision coloured tuning scales, $11\frac{1}{2} \times 6\frac{1}{2}$, fully illuminated.
- ★ Negative feedback.
- ★ Bass and treble controls.
- ★ Power supplies fully smoothed and incorporated on the main chassis.
- ★ Wavebands 16-50 metres; 190-550 metres; 1,000-2,000 metres.
- ★ Magic eye tuning indicator.
- ★ 8 watts push-pull output.
- ★ Designed to obtain the best results from modern gramophone technique.
- ★ 8 valves.
- ★ Full guarantee.

For A.C. Mains

200-250 volts

Price 22 gns


H.P. terms £7.14.0. Deposit

with 12 monthly payments of 29/-, carr. and pkg. 7/6.

For EXPORT our price is £17.10.0 (no p.t.)

and we specialise in speedy overseas shipment of this and all other equipments.

RECOMMENDED ACCESSORIES FOR QUALITY RECORD REPRODUCTION



THE RONETTE MINIWEIGHT PICK-UP

Complete with two interchangeable heads for 78 r.p.m. and L.P. **69/6**

Complete with heads as above but giving an extra high frequency response up to 14 kc/s. **76/3**

Attractively styled in lightweight ivory plastic, this pick-up incorporates a "Fingertip" quick release cartridge locking screw. It is one of the lightest weight pick-ups yet made giving realistic reproduction, crisp and free of flutter.

For a high quality Motor Unit you cannot do better than

THE CONNOISSEUR

3 SPEED MOTOR PRICE £21 . 17 . 3

H.P. terms £7 . 7 . 0 deposit and 12 monthly payments of 27/6.

★ If you wish to be included in our revised Mailing List please send your Name and Address (BLOCK LETTERS) with 6d. fee.



★ For a speaker we recommend any of the leading makes stocked by us, i.e., GOODMAN'S, WHARFEDALE or W.B.

MAIL ORDER

The Radio Centre

SUPPLY COMPANY

33, Tottenham Court Road, London, W.1.

Telephone : MUSeum 6667

YOU MUST HAND IT TO **RONETTE**



for producing the finest and most competitive range of CRYSTAL MICROPHONES! Especially the recently introduced CORONATION hand microphone illustrated.

CORONATION

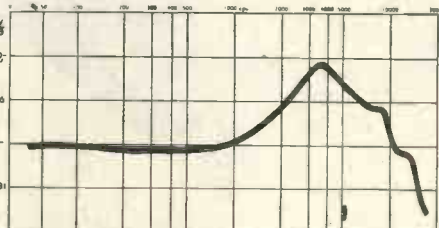

Particularly recommended for magnetic tape recording it is also an ideal microphone for all round use. At only 52/- it represents

superlative value and we confidently guarantee it against manufacturing defects for one year. Housed in a highly polished black plastic moulding with long connecting lead, the crystal cartridge is fitted with an annealed corrosion resistive diaphragm. Can be fitted to any standard desk, table or floor stand if desired.


ONLY
52/-
POST FREE

THE RONETTE CORONATION MICROPHONE

The DX12 vacuum sealed crystal cartridge employed in the Coronation microphone has a frequency response between 30-13000 c/s. as shown on the curve illustrated. Output at 1000 c/s is 1.3 Mv/ μ Bar.



THIS WAS WELL WORTH WAITING FOR!



Model TR2
200/250 volts
A.C. mains only.
22 gns

H.P. Terms:—
£7.14.0 deposit with 12 monthly payments of 29/-. (carriage and packing 7/6.)

THE TRUVOX TAPE TABLE

available after considerable technical development, is proving a sound troublefree unit worthy of your serious consideration.

THESE ARE THE MAIN FEATURES:—

1. Three-motor drive.
2. "Drop-in" Tape loading.
3. Push-button control, electrically and mechanically interlocked.
4. Separate push-button brake.
5. "Fast-forward" and "fast-rewind" without tape wear.
6. Silent drive eliminating "wow" and "flutter."
7. Half-track working, and two tape speeds of 7½ inches per second, or 3½ inches per second.
8. Visual playing-time indicator.
9. With suitable amplifier, the equipment covers a frequency range from 50-10,000 c.p.s. at 7½ inches per second.
10. Overall size 16½in. x 13in.
11. Overall depth 5in.
12. Weight 12½lbs.

OUR TEST GEAR STOCK . . .

remains the largest and most comprehensive available. We will supply all your requirements for either cash or easy H.P. terms.

The units illustrated are two of the famous Avo range. H.P. terms on these are:



AVO VALVE CHARACTERISTIC METER £60.

★Valve Characteristic Meter £20 deposit and 12 monthly payments of 75/-.

★Electronic Test Meter £13.6.8 deposit and 12 monthly payments of 50/-.



AVO ELECTRONIC TEST-METER £40.

AVO - ADVANCE - COSSOR - PULLIN
EVERSHED - TAYLOR

. . . WHEN BUILDING YOUR OWN

Tape Recording gear—consider the

BURGOYNE

MAGNETIC RECORDING HEADS.

For Superior Performance at Lower Cost—Record/Playback and Erase Heads giving first-class frequency response.

Now used throughout the world.

- ★ 1000 OHMS IMPEDANCE
- ★ HALF TRACK
- ★ POSITIVE FIXING
- ★ WIDE FREQUENCY RANGE

37'6
EACH



ACTUAL SIZE

BY THE WAY—our surplus sale is still going strong—if you haven't yet inspected this array of low priced gear—you are missing bargains galore! If you have been once, come again as we have a completely new batch on show.

MAIL ORDER



SUPPLY COMPANY

The Radio Centre

33, Tottenham Court Road, London, W.1.

Telephone: MUSEum 6667

The LATEST and IMPROVED TAPE

For all popular tape recording machines



Specially wound on transparent perfectly balanced plastic spools which fit easily to all popular types of tape recorders. The advantages of FERROVOICE are now available to all. FERROVOICE improves the performance of all recorders. It provides twin-track recording of the highest standards of quality and faithfulness. Tape wear and rotation noises are reduced to the minimum.

FERROVOICE is the most modern and most efficient tape available.

It brings to all tape recorders the highest standards of recording, and reproduction.

Technical features: Super Calendered Kraft Paper—breaking strain approximately 4 lb.—Tape width 0.247" ± 0.001". Medium coercivity—ease of erasure—frequency response 50 c/s to 10 Kc/s at 7½" per second. Length of tape 1,200 ft. Spool 7" diameter.

NOTE THESE OUTSTANDING FEATURES

- ★ TWIN-TRACK RECORDING WITH UNIFORM RESPONSE
- ★ HIGH PLAY-BACK LEVEL AND LOW NOISE COMPONENT
- ★ LIGHTWEIGHT PRECISION BALANCED SPOOL.
- ★ FERROVOICE SPOOLS KEEP WEAR, TEAR AND ROTATION NOISE TO A MINIMUM

FERROVOICE REGD

The Tape YOU will ultimately use

PRICE
22'6
RETAIL

Trade Enquiries Invited.

MAGNETIC COATINGS LTD., 38 GROSVENOR GARDENS LONDON SW1


'phone: SLOane 9129

REDUCE YOUR PRESS TOOL COSTS

THE HUNTON UNIVERSAL BOLSTER OUTFIT FOR SHEET METAL PIERCING AND BLANKING ON FLY PRESSES

Bolster Frame with 2 adjustable gauges and insertable steel Holders for Dies ½ in. to 3½ in. bore diameter.

Two Punch Holders with detachable positive-action Strippers take the complete range of Punches ½ in. to 3½ in diameter.



Equip your Press with the Hunton Outfit and use inexpensive standardised Punches and Dies ½ in. to 3½ in. diameter, obtainable from stock—in ½ in. sizes—when required.

Standardised Tools also available at short notice for Square, Oblong and other shapes, Louvre Forming (up to 8 in. long), Corner Notching, Corner Radiusing, Angle Iron Notching and Piercing, etc.

Get the Outfit now—Buy Punches, Dies and Tools as you need them.

Descriptive brochure and prices on request

HUNTON LIMITED

Phoenix Works, 114-116, Euston Road, London, N.W.1
Telephone: EUSton 1477-8-9. Telegrams: Untonexh, London

SCALAMP ELECTROSTATIC VOLTMETER



Cat. No. W.W. 11310

- DIRECT READING.
- ZERO CURRENT DRAIN.
- THREE SECONDS PERIOD.
- LAMP OPERATES FROM MAINS OR 4 VOLT BATTERY.
- BRIGHT SPOT-AND-HAIRLINE INDICATOR.

This instrument introduces a completely new conception of electrostatic voltmeter. It is compact,

portable and robust, and does not require critical levelling or special mounting. The movement has a taut suspension, is critically damped, and readings can be taken with rapidity and ease.

Three models are available:

- Cat. No. W.W. 11308
1 - 5 kV A.C. D.C.
- Cat. No. W.W. 11309
3 - 10 kV A.C. D.C.
- Cat. No. W.W. 11310
5 - 18 kV D.C. and
5 - 12 kV A.C. R.M.S.

Please write for illustrated leaflet.

SCIENTIFIC INSTRUMENTS

W. G. PYE & CO. LTD., GRANTA WORKS, CAMBRIDGE

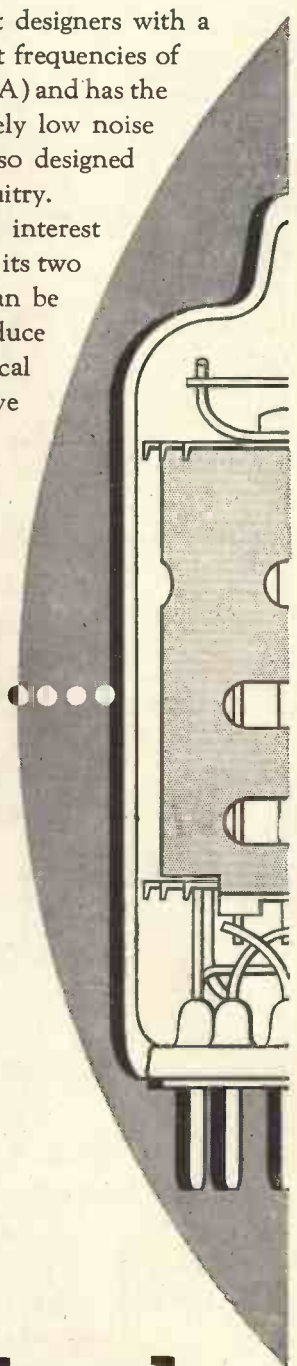
A NEW HIGH PERFORMANCE FREQUENCY CHANGER on a Services' Preferred base (B9A)

The new Mullard triode heptode, ECH81, provides equipment designers with a high performance frequency changer that will work efficiently at frequencies of up to 100 Mc/s. It is constructed on a Services' Preferred base (B9A) and has the important advantages of high conversion conductance, extremely low noise factor, and robust construction. Furthermore, the ECH81 is so designed that it enables maximum results to be obtained from existing circuitry. A special feature of this valve that should prove of particular interest to designers of FM and AM/FM communication receivers is that its two sections may be operated independently. In FM circuits, it can be used as an R.F. or I.F. amplifier, or oscillator and thereby reduce the number of different valve types employed. Brief technical details of the ECH81 are given below. More comprehensive information will gladly be supplied on request.



ACTUAL SIZE

ECH81



PRINCIPAL CHARACTERISTICS

HEATER Suitable for series or parallel operation
A.C. or D.C.

Vh	6.3 V
Ih	0.3 A

TYPICAL OPERATING CONDITIONS OF HEPTODE SECTION AS A MIXER

Va=Vb	250 V
Rg2+4	22k Ω
Rg3+gt	47k Ω
Ig3+gt	200 μ A
Vg1	-2.0 V
Vg2+4	103 V
Ia	3.25mA
Ig2+4	6.7mA
gc	775 μ A/V
ra	1.0M
Vg1 for 100:1 reduction in gc.	28.5 V

CHARACTERISTICS OF TRIODE SECTION

Vat	100 V
Vgt	0 V
Iat	13.5mA
gm	3.7 mA/V
μ	22

BASE B9A

Mullard



THE MODERN BOOK COMPANY

TELEVISION ENGINEERING: Principles and Practice. Vol. I. By Amos and Birkinshaw.

Covers basic theory of the signal, all types of modern camera tubes, theory of light, mirrors and lenses as applied to television, and electron optics, including electron lenses.

Over 300 pp. 188 Illust. 30/-, postage 9d.

RADIO ENGINEER'S SERVICING MANUAL, edited by E. Molloy.

This book will be found invaluable to all who are engaged on the servicing of radio equipment or require a comprehensive review of modern radio receiver design in the U.K.

768 pages. 713 Illust. 42/-, postage 1/-.

WIRELESS WORLD TELEVISION RECEIVER MODEL II.

Constructional details reprinted from "W.W." describing a complete receiver, using a superheterodyne circuit.

40 pages. 3/6, postage 4d.

RADIO AMATEUR'S HANDBOOK, 1953. A.R.R.L.

30/-, postage 1/-.

RADIO VALVE DATA, compiled by "Wireless World."

3/6, postage 3d.

We have the finest selection of British and American publications in the Country. Complete list on application.

19-23 PRAED STREET, (Dept. 7) LONDON, W.2.

PADdington 4185 and 2926

Nearest Station: Edgware Road, 10 minutes from Earls Court. Open all day Saturday.

RADIO DESIGNER'S HANDBOOK, by Langford Smith.

This extremely popular volume has not been available for five years. A new and very much enlarged 4th edition is now ready with over 1,400 pages.

Illust. 42/-, postage 1/-.

RADIATION LABORATORY SERIES—INDEX VOLUME

The last book in the series. Consists of a complete indexing of the twenty-seven volumes. Prepared by Keith Henney.

36/-, postage 1/-.

SOUND RECORDING AND REPRODUCTION, by Amos and Godfrey.

Considerable value to all interested in the theory and practice of sound, disc, magnetic and film recording.

271 pages. 176 Illust. 30/-, postage 9d.

INTRODUCTION TO VALVES, by Hallows and Millward.

8/6, postage 6d.

RCA RECEIVING TUBE MANUAL.

6/6, postage 6d.

MAKE ONE



FOR THE B.S.R. MONARCH AND GU4A REGENT Gramophone Units

AND FOR

AMPLIFIERS
CABINETS
SPARES and STYL
suitable for the above

N. MIERS

& CO. LTD.

115 Gower Street, London, W.C.1.

Phone: EUSton 7515. Grams: Miersco, Westcent.

90% WATT/HOUR EFFICIENCY

and savings up to $\frac{1}{3}$ of the size and $\frac{1}{2}$ of the weight in comparison with other storage batteries of similar capacities! The Venner silver-zinc accumulator is ideal when exceptionally high rates of discharge are a necessary requirement.

Write for Brochure VA/H1



VENNER Lightweight ACCUMULATORS

VENNER ACCUMULATORS LTD.
Kingston By-Pass, New Malden, Surrey
Telephone: MALden 2442

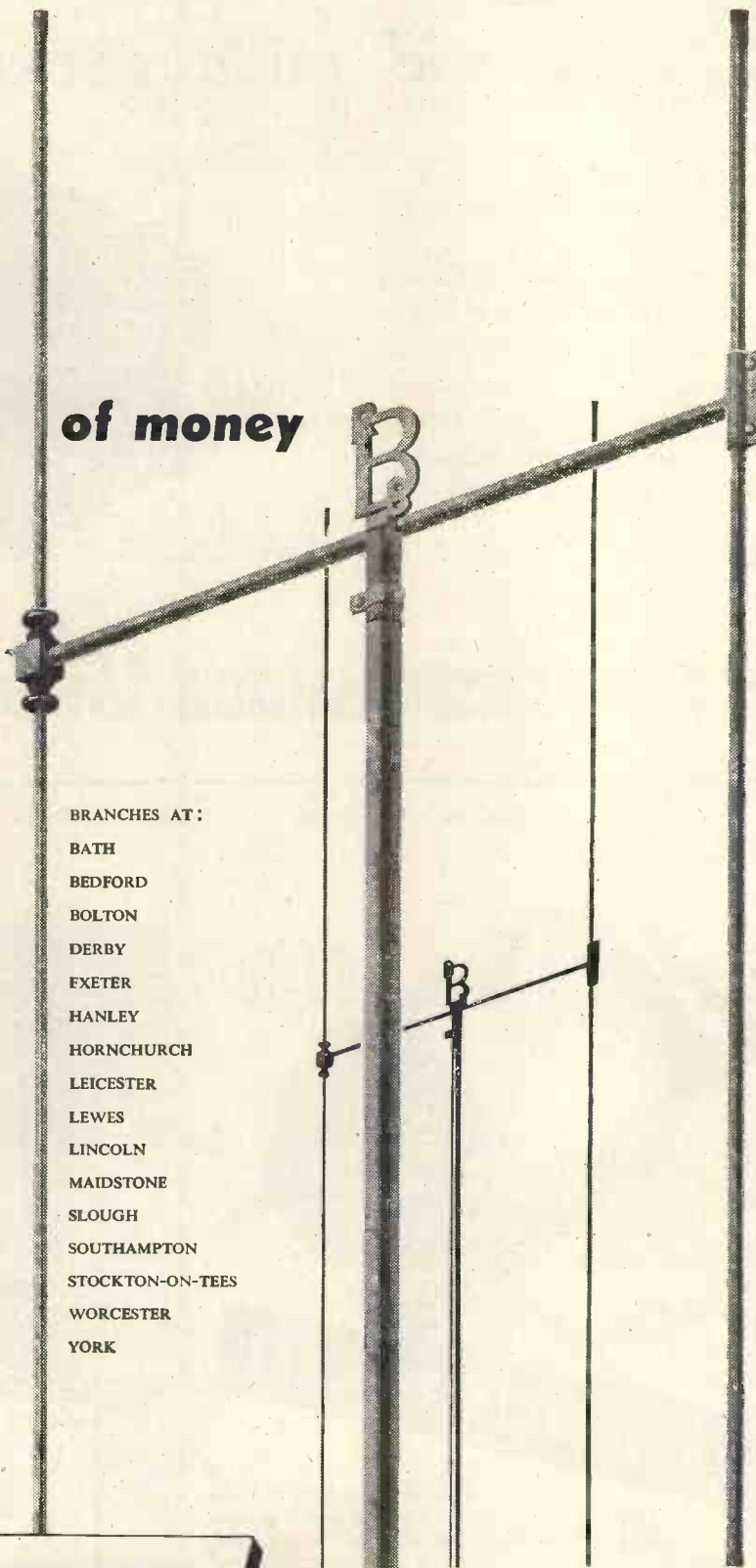


worth a lot of money

Roof-climbing and ladderwork demand experience. A Belcher aerial, erected by our own installation staff in co-operation with the dealer, invariably saves money both for the customer and the dealer. Right from the start there is a perfect picture without the need for any further attention, but what is so important in reducing maintenance costs is that a Belcher installation ensures a reserve of signal strength which is invaluable as the set grows older. Belcher aerial installations give years of trouble-free viewing—*yet they cost no more than others!*

BRANCHES AT:

- BATH
- BEDFORD
- BOLTON
- DERBY
- EXETER
- HANLEY
- HORNCHURCH
- LEICESTER
- LEWES
- LINCOLN
- MAIDSTONE
- SLOUGH
- SOUTHAMPTON
- STOCKTON-ON-TEES
- WORCESTER
- YORK





BELCHER


(RADIO SERVICES) LIMITED

The largest aerial installation company in the country

HEAD OFFICE: 57 Windsor Rd. Slough, Bucks. Tel: Slough 24501

for world wide reception

A new long range nine valve superhet. Six electrically band-spread ranges in 13, 16, 19-20, 25, 31 & 41 metre bands M.S.W. and M.W. or M.W. & L.W., A.C. operation, push-pull output. Twin speakers. Large glass dial. 12½" scale length each band. Separate bass and treble controls. Tuning Indicator.



Model 928 Overseas Version.
or Model 928E. European Version.

the AMBASSADOR Viscount

STAND 5
EARLS COURT

AMBASSADOR RADIO & TELEVISION

PRINCESS WORKS

BRIGHOUSE

ENG.



RECORD

"Minor"

INSULATION TEST SET

The Minor although small, possesses all features of the large models and no mechanical or electrical point essential to efficiency has been omitted.


Among other fine instruments manufactured by:—

THE RECORD ELECTRICAL CO LTD
BROADHEATH - ALTRINCHAM - CHESHIRE
 Phone : Altrincham 3221/2/3/4 Cables and Grams : "Circscale" Altrincham
 London Office : 28 Victoria Street, S.W.1. Phone : Abbey 5148 & 2783
 Grams : "Circscale" Sowest, London. Cables : "Circscale" London

COILS and I.F. TRANSFORMERS

ETA

ELECTRO TECHNICAL ASSEMBLIES
 SEASIDE RD., ST. LEONARDS-ON-SEA
 Phone : Hastings 471



*A Precision
Tool for Line
Transmission
Measurements*

THIS INSTRUMENT, an electronic voltage comparator, was designed by Automatic Telephone & Electric Company to simplify the routine maintenance testing of line transmission equipment, whilst at the same time ensuring a high standard of reliable and accurate measurement. It is used to measure losses in channelling equipment, amplifier gains, crosstalk and harmonic distortion, and it possesses high

sensitivity over a wide frequency range. The development and manufacture of precision measuring apparatus is an important activity of the Company. By the use of such equipment, telephone administrations can ensure that their line transmission and radio circuits function with maximum reliability and economy.

AUTOMATIC TELEPHONE & ELECTRIC CO. LTD.

Radio and Transmission Division: STROWGER HOUSE, ARUNDEL STREET, LONDON, W.C.2. Telephone: TEMPLE BAR 9262. Cablegrams: STROWGEREX LONDON. Manufacturers: AUTOMATIC TELEPHONE & ELECTRIC CO. LTD., LIVERPOOL AND LONDON. TELEPHONE MANUFACTURING CO. LTD., ST. MARY CRAY, KENT.



EDDYSTONE


RADIO ENGINEERING OF SURPASSING EXCELLENCE



MODEL '680X'
COMMUNICATION RECEIVER

- Five switched ranges
- Fifteen valves
- Two r.f. stages
- Two i.f. stages
- Separate oscillator
- Variable selectivity
- Crystal filter
- "S" meter
- Push-pull output
- Polychromatic finish

LIST PRICE IN U.K. £106 : 0 : 0
(exempt from Purchase Tax)




MODEL '750'
COMMUNICATION RECEIVER

- Double superheterodyne
- Eleven valves
- High sensitivity
- Variable selectivity
- Freedom from images
- Separate gain controls
- Long linear scales
- Mechanical bandspread
- Robust construction
- Chrome handles

LIST PRICE IN U.K. £68 : 0 : 0
(exempt from Purchase Tax)

Please write for full specification to the manufacturers:—

STRATTON & CO. LTD., EDDYSTONE WORKS, BIRMINGHAM, 31



Hermetically sealed, oil filled, transformers and chokes utilising the higher efficiency of the 'C' core.

Manufactured to the most stringent specifications and incorporating up-to-the-minute technique in design and construction.

Just a further series in the service we offer to meet your particular needs.

WILLEDEN TRANSFORMER CO. LTD.


2a, FRITHVILLE GARDENS,
SHEPHERDS BUSH, LONDON, W.12.

Tel.: SHEPHERDS Bush 5819.

High Value

INSULATION RESISTANCE METER

MODEL
RMI75-LZ



0.9 TO 10,000,000 MEGOHMS

Self-contained, mains operated with stabilised voltage compensation and incorporating meter overload protection in the case of sample breakdown, this resistance meter is designed for intensive use in testing high values of insulation. Test pressure variable from 0-1,000 V.D.C.

Write for full specification.

0-1,000 V.D.C.

**SELF-CONTAINED
STABILISED
OVERLOAD
PROTECTION**

BRITISH PHYSICAL LABORATORIES LTD

Radlett HERTS

Tel: RADLETT 5674-5-6



The new



**MAGNETIC
TAPE
RECORDER**

•

Type PMR/3

"from a pedigree line"

And its SPECIFICATION

The Tape Player itself is of unit construction which enables many special requirements and applications to be met without special modification. The unit can be provided in the following order:—

Tape speeds 7 1/2 second, or 3 1/2 second,

Synchronous

Remote operation

Automatic back reverse drive

Cassette tape

Rack mounted

TAPE

PRICES

**95 GNS. COMPLETE
40 GNS. TAPE MECHANISM ONLY**

Limited supplies will be available to the public commencing OCT. 1953

45 lbs.

11" per second 60-10,000 plus or minus 3 db.
7 1/2 second 70-7,000 plus or minus 3 db.
Total harmonic distortion 0.5% at normal operating level.
Signal to noise ratio 50 db. using 1000 cycle test tape.
Frequency response 20 to 20,000 cycles per second, low level input.
Power consumption 100 W. at 115 V. A.C. (input).
Dimensions 11" high x 18" deep x 18" wide.
Weight 45 lbs.

M · S · S · RECORDING COMPANY LTD
POYLE CLOSE · COLNBROOK · BUCKINGHAMSHIRE · TELEPHONE · COLNBROOK 284

Instruments for Research & Industry



MODEL 29

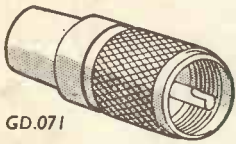
Twenty Million Megohmmeter

The Model 29 Megohmmeter is a direct reading instrument covering a range of 0.3 to 2×10^8 megohms. Internal test voltages of 85 and 500 are provided, but up to 1000 v. may be used from an external source. The instrument is extremely simple to operate and is being widely used for testing cables, condensers and dielectrics of all types.



ELECTRONIC INSTRUMENTS LTD

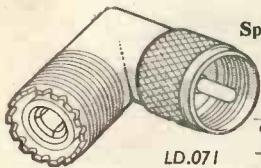
RICHMOND · SURREY · ENGLAND



GD.071

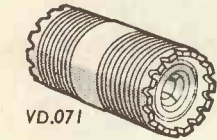
SCREENED CONNECTORS

for cables of 0.2" to 1.03" O.D.
Single and multi-way types.
Special types fitted with coupling rings.
Cable joining connectors.
U.S. Type Connectors as illustrated.



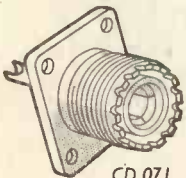
LD.071

CABLE O.D.	TYPE	CODE NO.
0.41"	Straight plug	GD.071
0.25"	Reducing adaptor	RD.07/05
0.2"	Reducing adaptor	RD.07/03



VD.071

fits on GD.071 CD.071 VD.071	Elbow plug adaptor	LD.071
fits on GD.071 LD.071	Bulkhead (Junction) adaptor	VD.071



CD.071

fits on GD.071 LD.071	Chassis receptacle	CD.071
--------------------------	--------------------	--------

Other Transradio specialised products:
CO-AX air-spaced articulated
Very Low Loss Cables.
Microdual Two-speed Precision Drives.

TRANSRADIO LTD

138A CROMWELL ROAD, LONDON, SW7, ENGLAND Telephone: FREmantle 4421 (P.B.X.)



RD.07/05

* RADIO COMPONENTS

FOR EXPORT



* Loudspeakers, Condensers, I.F. Transformers, Vibrators, Wavechange Switches, Electrical wires, etc. Export agents for many well-known British Radio Components.


Write for Literature and Prices to:



EDSTONE (ELECTRICAL) LIMITED

15, Buckingham Palace Gardens, LONDON, S.W 1, England.
Cable Address: Edsalog, London.

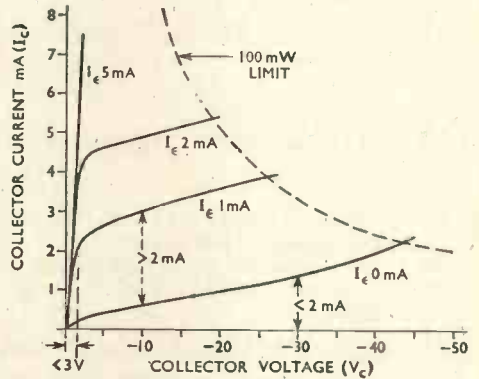
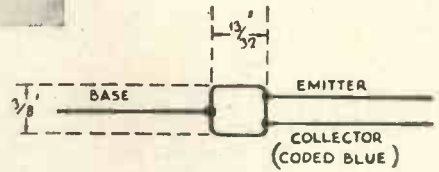




G.E.C.

Germanium Triode GET 1
POINT CONTACT TYPE

*now available
to all electronic
equipment
manufacturers*



Many progressive designers have made full use of the range of G.E.C. germanium diodes to save power consumption and space.

Now the release of the GET 1 — a germanium triode (transistor) of the point contact type — will enable more designers to reap the benefits of this important development.

in radio and electronic engineering, where the potentialities of the GET 1 are manifold.

*For further information write to
Osram Valve and Electronics Dept.,*

RATING

V_c (collector voltage) for short-circuit stability at $V_e=0^*$	-30 max. V
V_c (DC)	-50 max. V
I_c (collector current) DC	15 max. mA
T_{op} (operating temperature)	35 max. °C
p_c (collector dissipation)	100 max. mW

Subject to p_c max. not being exceeded.

* V_e = emitter voltage.

CHARACTERISTICS

t_c { at $V_c = -30$ I_e (emitter current) = 0 }	2, max. mA 1 average mA
V (at $I_c = 2$ mA)	3 max. V 1.5 average V
I_{gain} { at $V_c = -10$ I_e range 0-1mA }	2 min. 2.5 average

GENERAL The GET 1 is hermetically sealed in a metal can, which is insulated from the electrodes. The can may be earthed when necessary.

BBC Engineering Manuals

available to you

MICROPHONES: A BBC Engineering Training Manual

By the Staff of the Engineering Training Dept., B.B.C. This new book, originally written as a textbook for use in training B.B.C. engineers, has now been made available for general publication. It first discusses the requirements for microphones in a broadcasting studio and sets out the laws relating to sound waves and their behaviour. The design and characteristics of various types of microphone are then described, and full details given of the ribbon, moving-coil, crystal and condenser instruments used in B.B.C. studios during recent years.

15s. net. By Post 15s.5d.

A valuable new work for the Television Engineer

TELEVISION ENGINEERING


Principles and Practice. Volume I. Fundamentals, Camera Tubes, Television Optics, Electron Optics. A B.B.C. Engineering Training Manual. By S. W. Amos, B.Sc. (Hons.), A.M.I.E.E., and D. C. Birkinshaw, M.A., M.B.E., M.I.E.E., in collaboration with J. L. Bliss, A.M.I.E.E. The first volume of a comprehensive work on the fundamentals of television theory and practice, written primarily for the instruction of B.B.C. Engineering Staff.

30s. net. By post 30s. 8d.

Obtainable from all booksellers or from : Iliffe & Sons Ltd., Dorset House, Stamford Street, London, S.E.1

ALL the AC. power you require
from your DC. supply

**STAND
207
NATIONAL
RADIO SHOW**



Valradio

D.C./A.C. CONVERTER

Models for Electric Gramophones from £8 16 0

Models for

- Radiograms and Autochange Radiograms (inc. 3-speed motors)
- Radios, Televisions, etc. from £11 16 6
- Tape Recorders, Dictating Machines, etc.
Input, 6, 12, 24, 32, 50, 110 or 200/250V. D.C.
Output 230V. 50 or 60 c/s.

Descriptive literature W.W.32 from the manufacturers :

VALRADIO LIMITED

NEW CHAPEL RD., HIGH ST., FELTHAM, MIDDX. Tel.: FELtham 4242
Service Dept. : 57 Fortress Rd., London, N.W.5. Tel.: GULLiver 5165 & 7202
Scottish Dept. : 257 Gorbals Street, Glasgow, C.5. Tel. : South 1326
Overseas enquiries to nearest E.M.I. Organisation Depot.



The "RD BABY DE-LUXE MK. II" Amplifier.

The World's finest medium priced amplifier

The improvements effected in this latest version of the already well known "RD BABY" place it in a class apart, unsurpassed by any other amplifier approaching it in price.

NOTE THESE EXCEPTIONAL IMPROVEMENTS —

- ★ Power Output increased to 8-10 watts.
- ★ Total harmonic distortion at 8 watts—25%.
- ★ Total harmonic distortion at 12 watts only—6%.
- ★ Consistent quality maintained at all volume levels.
- ★ Perfect phase splitter balance over the full audio range.
- ★ All iron cored components now fully shrouded.
- ★ Close tolerance high stability resistors employed. Despite this vastly improved performance the price remains unchanged at **£14.**

With the introduction of this new amplifier an improved version of the "RD JUNIOR" pre-amplifier has also been introduced—the "RD JUNIOR MK. II," featuring in particular a variable control for the Low Pass Filter.

Price complete with Engraved Control Panel

£9.

Detailed technical specifications, including response curves and an illustration, will gladly be forwarded post free on request. Available from leading dealers in London and the Provinces, or if in any difficulty, please apply direct.

Trade and Export enquiries invited.

ROGERS DEVELOPMENTS Co

Manufacturers of Precision Built Sound Equipment.

"Rodevco House," 116 Blackheath Road, Greenwich,
London, S.E.10. Telephone: TIDeway 1723



Taylor model 88A multirange universal meter

A portable multirange A.C./D.C. instrument providing wide testing facilities to meet all to-day's requirements. Designed to assure simplicity of operation, accuracy and precision reliability; many ranges and high sensitivity commend it for testing and experimental work in workshop or laboratory. Supplied complete with leads, crocodile clips and comprehensive instruction manual.

Other Taylor Products include :

SIGNAL GENERATORS, VALVE TESTERS, A.C. BRIDGES, VALVE VOLTMETERS, CIRCUIT ANALYSERS, AUDIO OSCILLATORS, CATHODE RAY OSCILLOGRAPHS, HIGH AND LOW RANGE OHMMETERS, OUTPUT METERS, INSULATION TESTERS, PANEL METERS.

**Write for illustrated catalogue
of Taylor Test Equipment**

The complete range of Taylor Test and Measuring Equipment can be seen at Stand No. 105 at the Earls Court Radio Show.

SENSITIVITY. 20,000 ohms per volt D.C. 2,000 ohms per volt A.C.

METER. Large 5in. sensitive moving coil meter is used, fitted with knife edge pointer and anti-parallax mirror for greater ease in reading.

SCALES. Six scales, clearly marked black on white, cover Voltage, Current, Resistance, Capacity, Inductance and Decibels. Special features are the linear scales for all A.C. ranges.

ACCURACY. D.C. mA and D.C. Volts ranges 2 per cent. of F.S.D.; A.C.V. and A.C.M.A. ranges (except for 5 kV A.C.) 3 per cent. of F.S.D. 5 kV ranges 6 per cent. of F.S.D.

OVERLOAD PROTECTION. Instantaneous overload protection, effective on all ranges, is provided for the meter movement.

BUZZER. Quick continuity tests may be made using the self contained buzzer.

OHMS ADJUSTMENT. An "ohms adjust" control provides compensation for variation of battery voltage. Self contained battery—Ever Ready U.11 cell—is readily accessible from front panel.

Ranges

VOLTS D.C. 0-1-2.5-5-10-25-50-100-250-500-1,000-5,000.

VOLTS A.C. 0-1-2.5-5-10-25-50-100-250-500-1,000-5,000.

MILLIAMPERES D.C. 0-0.5-1-2.5-5-10-25-50-100-250-500-1,000.

MILLIAMPERES A.C. 0-0.25-1-2.5-5-10-25-50-100-250-500-1,000.

AMPERES D.C. 0-2.5-10.

AMPERES A.C. 0-2.5-10.

RESISTANCE 1 ohm to 5 megohms in 4 ranges.

DECIBELS -20 to +69 in 9 ranges. Zero reference level is 6 mW into 500 ohms.

OUTPUT As A.C. volt ranges, except 5,000 volts, via a condenser.

INDUCTANCE 0.2 to 200 henrys in 2 ranges.*

CAPACITANCE 1,000 pF to 100 μF in 4 ranges.*

* External adaptor, Model 313D, required.

Price £21.10.0

Available on Hire Purchase Terms.


TAYLOR ELECTRICAL INSTRUMENTS LTD
MONTROSE AVENUE · SLOUGH · BUCKS.

Telephone : Slough 21381.

Grams : Taylins, Slough.

from Hairspring torque testing

to guided Weapon Research



GOODMANS VIBRATION GENERATORS

play their vital part

Some typical applications

- FATIGUE TESTING
- ELECTRICAL TESTING COMPONENT TESTING
- VALVE MICROPHONY TESTING
- TORSIONAL VIBRATION TESTING
- FLEXURE TESTING OF PLASTICS, ETC.
- MECHANICAL STRUCTURE TESTING
- SPECIALISED GUIDED WEAPON RESEARCH
- or wherever ACCURATE CONTROL OF FREQUENCY AND AMPLITUDE is demanded



Illustrated are the Model 8/600 that develops a force of ± 300 lbs and the midget Model with a force output of approximately ± 2 lbs for optical-cell research and hairspring torque testing, etc.

GOODMANS INDUSTRIES LTD · AXIOM WORKS · WEMBLEY · MIDDX · Phone : Wembley 1200 (8 lines).

12" speakers NOW TAX FREE!

Take your pick from these luxury units :

GOODMANS

<p>Audiom 60</p> <p>£2.12.6 } & £1 monthly with order } for 7 months Cash price £8.12.6</p>	<p>Axiom 150 Mark II</p> <p>£3.5.6 } & £1 monthly with order } for 8 months Cash price £10.5.6</p>
--	---

W.B.

<p>S 12135</p> <p>£3.2.6 } & £1 monthly with order } for 7 months Cash price £9.2.6</p>	<p>12in. Dual Concentric</p> <p>£7.11.0 } & £1.8.9 mthly with order } for 12 months Cash price £22.11.0</p>
--	--

WHARFEDALE

<p>W 12</p> <p>£3.5.0 } & £1 monthly with order } for 7 months Cash price £9.5.0</p>	<p>W12/CS/AL</p> <p>£5.10.0 } & £1 monthly with order } for 12 months Cash price £16.0.0</p>
---	---

Descriptive leaflets of any or above units free on request.

EASY PAYMENT ORDER BLANK DATE.....

To: Frith Radiocraft, Ltd., Leicester

Please supply

for which I enclose £ : : Deposit and agree to pay.....

further monthly payments of £ : : commencing on the first day of next month.

Signed (usual signature).....

Name in full (CAPITALS).....

Address.....


State if householder If over 21 Occupation

FRITH RADIOGRAFT LTD., Churchgate, LEICESTER

For your OWN-STYLED Cabinet!

'TELEMAX' (4ft. x 3ft.) PICTURE

PROJECTION TELEVISION CHASSIS



★ 23-valve s/h. circuit.

★ Sensitivity better than 50 microvolts.

★ Full band-width.

★ 5-channel facility.

★ Complete with valves, c.r.t. and optical unit.

★ Ready for fitting.

★ Chassis size approx. 19" x 17" x 15".

★ Detailed Specification from the Manufacturers :

TELEMECHANICS LTD

3 NEWMAN YARD, NEWMAN ST., LONDON, W.1 L ANgham 7965

SEE AND HEAR TRUVOX



STAND No 106

DEMONSTRATION ROOM D.17

We look forward to seeing you at the show—where you can see and test the TRUVOX ? ? ? ?



TRUVOX LIMITED

EXHIBITION GROUNDS, WEMBLEY, MIDDX.

Telephones - Head Office: Wembley 1212 - Sales Office: Harrow 9282

Connoisseur

3-speed MOTOR

Test this new motor at your earliest opportunity. You will find it possesses all the qualities you have been looking for! 12in. turntable, 33 $\frac{1}{3}$, 45 and 78 r.p.m. Synchronous motor, virtually vibrationless.

Suitable for standard, transcription and microgroove recordings. Input voltages: 200-250 A.C. 50 cycles. 110 volts 60 cycles to order.



3 Head PICK-UP

The CONNOISSEUR SUPER LIGHTWEIGHT PICK-UP

Extremely low mass at needle point (4/5 m.g. only), allowing for reduction in downward pressure to 8/10 grams for standard recordings, and 4/6 grams for microgroove recordings.

PRICES with one Head, £4/10/-, plus £1/9/3 tax.

Extra Heads, each £2/10/-, plus 16/3 tax.

Spare Armature System with sapphire 10/3, plus 3/4 tax.



PRICE (without Pick-up)
£16.10.0 Plus £5.7.3 tax

OVERSEAS AGENTS

S. AFRICA: W. L. Procter (Pty.) Ltd., 63 Strand Street, Cape Town.

AUSTRALIA: J. H. Magrath & Co. Pty. Ltd., 208 Little Lonsdale Street, Melbourne.

CANADA: The Astral Electric Co. Ltd., 44 Danforth Road, Toronto 13, Ontario.

NEW ZEALAND: Turnbull & Jones Ltd. Head Office: 12/14 Courtenay Place, Wellington.

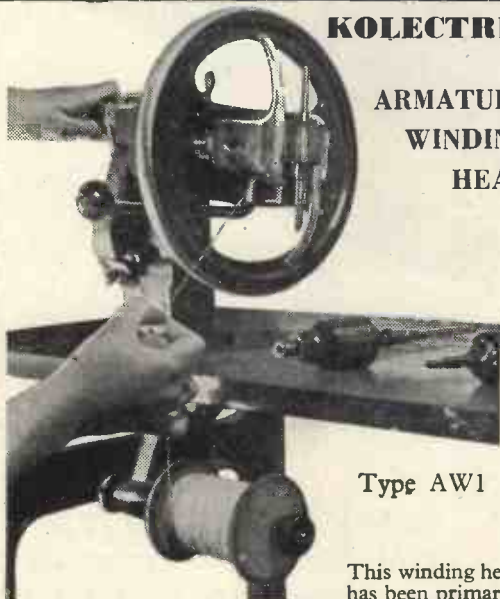
HONG KONG: The Radio People Ltd., 31. Nathan Road, Hong Kong.

A. R. SUGDEN & CO.

(ENGINEERS) LTD.

WELL GREEN LANE, BRIGHOUSE, YORKSHIRE

Telephone: HALIFAX 69169



KOLECTRIC

**ARMATURE
WINDING
HEAD**

Type AW1

This winding head has been primarily designed for use with the "Kolectric" Model H.1 hand coil winding machine, but it can be used on other makes of machines and can also be motorised if desired. Please write for illustrated leaflets

KOLECTRIC LTD

73 UXBRIDGE ROAD, EALING, LONDON, W.5
Ealing 9096

**A workshop
in your
pocket!**



FOR ONLY

25/6

Post Free

**THE
TELEVISION
& RADIO SERVICE**

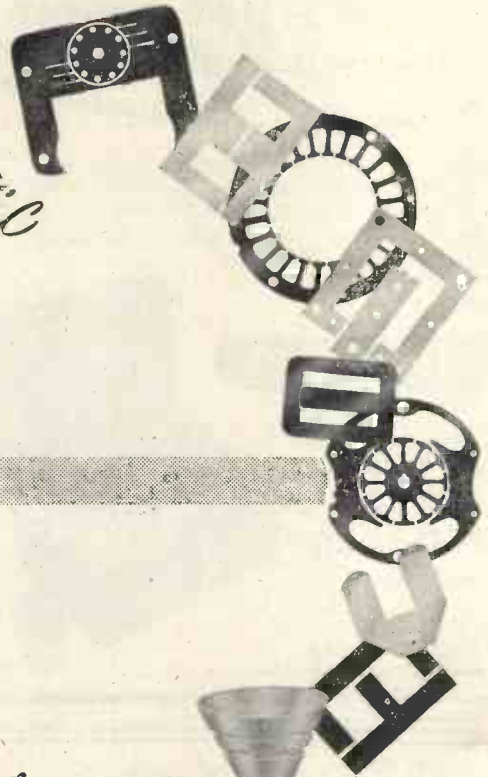
ENGINEERS' MASTER TRIMMER KIT

- 1 End Trimmer ● 1 Side Trimmer
 - 1 Yaxley Switch Contact Adjuster
 - 1 Low Capacity Trimmer ● 1 Screwdriver
 - 1 Set of Feeler Gauges ● 1 Set of Six Box Spanners from 1 to 8 B.A. ● 1 Set of Four Spanners from 0 to 8 B.A.
- in durable black crackle finish metal case.

Export Enquiries Invited **J. & S. NEWMAN Ltd.**
100 HAMPSTEAD RD., LONDON, N.W.1 Telephone: EUSton 5176/7



Electrical
STAMPINGS
and Magnetic
SCREENS



**For Quality
 in the core
 and efficient Screening**

M.E.A. productions in all grades of Silicon and Nickel Iron Alloys remain unequalled. An extensive range of standard tooling running into hundreds of patterns paces progress in the ever expanding field of Electronics. Your requirements, standard or special, will receive immediate attention.



A postcard or letter to our Regd. Office will bring you any of the following Catalogues:—
Transformer and Choke Stampings
F.H.P. Motor Stampings.
Magnetic Screening Tubes and Cases.
Nickel Iron Alloys Data.
Please address your requests to Dept. BF/M.

*For Service to Science and Industry
 throughout the field of Electronics*



MAGNETIC & ELECTRICAL ALLOYS LIMITED

REGD. OFFICE : 101-103, BAKER STREET, LONDON, W.1.

Tel. : Welbeck 3381/2

WORKS : BURNBANK, HAMILTON, LANARKSHIRE.

Tel. : Hamilton 932/3/4

MANCHESTER : 33, BYROM STREET, DEANS GATE.

Tel. : Blackfriars 5223

BIRMINGHAM : 12, WESTWOOD ROAD, SUTTON COLDFIELD, WARWICKSHIRE.

Tel. : Streetly 78586

B.F.

The Chief Engineer said...

**"Give them the 'WOW'
and 'HUM' figures -
we're proud of them!"**

Faced with a host of technical enquiries not dealt with in the Sales Specifications, Grundig's Chief Engineer wants advertising to help him out.

The four "Reporter" points noted in his memo are included in a brief Technical Specification which we shall be pleased to send you.

GRUNDIG

"Reporter"

**700L 2-SPEED
TAPE
RECORDER**
PRICE **80 GNS.**

including condenser microphone.
H.P. Terms Available.

Grundig (Gt. Britain) Ltd.,
Kildbrooke Park Road, London, S.E.3.



GRUNDIG (GREAT BRITAIN) LTD.

MEMO

To: Advertising Manager.
From: Chief Engineer.

Suggested "Wireless World" Advert.

I do think we should make available more detailed technical information on the Grundig Machine when we advertise in the Technical Press. Engineers usually want to know technical points like these:

- (a) Maximum third harmonic distortion 5% (measured at 1000 c/s).
- (b) Maximum "wow" $\pm .3\%$ at $7\frac{1}{2}$ I.P.S.
- (c) Input Sensitivities 2 mV (50K ohms at Input 2) and 400 mV (1 Megohm at Input 1).
- (d) Hum level and Dynamic Range better than 40

P.S.—The new Test Tape TB53 for alignment of Heads and checking frequency response is now available.

★
**GRUNDIG-
THE
FINEST
TAPE
RECORDERS
IN THE
WORLD**

G 67

MANUFACTURERS OF
**AUTOMATIC, HAND
& STRIP WINDING
MACHINES**

SOLE AGENTS ABROAD

K. G. Khosla & Co., 1 Original Road, (Opp. Paharganj Police Station), New Delhi 1, India.

Etablts Octave Houart, 14 Qual de L'Industrie, Sclessin-loz-Liege.

R. H. Cunningham, Pty., Ltd., 118 Wattletree Road, Armadale, S.E.3, Victoria, Australia.

Hefty & Frogg, Oslo, Norway, Storgaten, 15.

Technical & Industrial Services, P.O. Box 60, Claremont, Cape Town.


YOUR ENQUIRIES ARE INVITED

ETA TOOL CO

(LEICESTER) LTD

29A WELFORD ROAD, LEICESTER

Phone 5386



SIGNAL GENERATOR TYPE 10. 100 Kc/s-100 Mc/s
Price £7 . 10 . 0

The accuracy, reliability and comprehensive specification, are some of the reasons why the TYPE 10 has achieved such outstanding success.

● 100 Kc/s to 100 Mc/s ● Modulated or unmodulated carrier ● Direct calibration ● Adjustable 400 c.p.s., AF signal ● Stable RF oscillator Large, easily read scale ● AC mains operation.

New instruments now available include the HOMELAB CHECKTEST price 37/6d, and a range of accurately calibrated variable condensers, 100pf, 500pf, and 1000pf, price 42/- each.

Obtainable only direct from the manufacturers. Send for full technical details or call at address below.

Overseas enquiries invited.

HOMELAB INSTRUMENTS LTD.,
615-617, HIGH ROAD, LEYTON, LONDON, E.10
Telephone: LEY 5651

STRICTLY EXPORT ONLY



Leading Exporters of all types of Radio Receiving and Transmitting Tubes. Current Production and Ex-Government Surplus Special Purpose Tubes. Over 900 types in large quantities, available Ex-Stock, Contractors to British Commonwealth and Foreign Governments for Army, Navy, and Air Forces, Post Offices, Civil Air Lines, etc. Ask for Export List.

SOME OF THE TYPES CARRIED IN STOCK

1A3	4TEA	6D7	68R7	12K7GT	50C5	715B	1825	CV222	H30	PEN25	VCR97
1A8GT	4TPE	6E5	68S7	12K8 (metal)	50C8/G	717A	1828	CV415	EB3	PEN48	VCR140
1A7/G	5AF1	6E8	68T7	12K9/GT	50L8GT	721A	1829	CV987	EB300	PEN20A	VCR140A
1Z6T	5AZ4	6F5	6T7G	12Q7/GT	50Y6GT	723A/B	1833	CV980/8431	HL2	PM4DX	VCR511B
1B24	5B4G	6F5G	6U4GT	12S4T	53A	724A	1835	CV1481	HL4	PM202	VCR518
1C5G	5A102D	6F5GT	6U5G	12S4GT	53KU	725A	1842	CV1583	HL1	PP225	VCR516A
1C5GT	5B1502A	6F6/1613	6U5/6G5	12SCT	54	726A	1848	CV6008	HP210	PT15	VCR517A
1D5	6B21	6F8G	6U7G	12SQT	57	800	1815	CV31	EP4101/5	PT5	VCR517B
1D5GT	6B24	6F8/GT	6V8	12S7	58	801	1851	CV32	HR210	PK4	VCR517C
1E7G	6CP1	6F7	6V8/G	12S7J	59	801A	1860	D1	HT1	PK25	VCR517C
1G4GT	6CP7	6F8G	6V6GT	12S7GT	61P	802	2050	D41	KR3	QP21	VCR526
1G6G	5C1450 (A)	6F8GT	6X4	12SK7	72	803	2051	D63	KT2	R1	VCR528
1G6GT	5FP7	6H5/G	6X5	12SK7GT	73	805	4003A	DA90	KT8	R2	VCR528
1H5G	5JF4	6D6G	6X5G	12SL7GT	75	807	4018A	DA100	KT24	R3	VCR530
1H5/GT	6L5	6E8	6X5/GT	12SN7GT	76	808	4018B	DET5	KT33C	R10	VCU "H" G
1L4	6L1P	6E8G	6Y6G	12SQ7	77	810	4021A	DET9	KT44/VT75A	R12	VCU "H" P
1L4A	5R4GY	6E8GT	6Y7G	12SQ7GT	78	811	4033A	DET12	KT61	RC3/522	VCU "P"
1LC6	5T4	6J5	6Z5	12SR7	80	813	4045A	DET16	KT66	REL21	VP44
1LD5	5U4/G	6J5G	7A4	12TUG	80S	814	4046A	DET19	KTW61	RG1/125	VP21
1LH4	5V4G	6J5GT	7A5	12X3	81	815	4060A	DET25	KTW62	RG6/45	VP22
1LN5	6J6	6J6	7A7	12Y4	82	816	4094A	DH63	KTW63	RE20A	VP23
1NS/G	5Y3G	6J7	7B6	14A4/12B7	83V	826	4313C	DL63	KTZ41	RK28A	VR21
1NSGT	5Y3GT	6J7G	7B7	14B7	828	828	4328D	E444S	KTZ63	RK34	VR32
1P5GT	5Y4G	6J7GT	7B7P	14B7	84/8Z4	829	4378	E114S	KTZ73	RK39	VR33
1Q5GT	5Z3	6K6G	7C4	14B7	89	829A	5763	E115S	L2	RK47	VR54 (EB34)
1R4/1294	5Z4	6K6GT	7C5	14B7	100TH	829B	7133	E1180	L30	RE48A	VR88
1R5	5Z4/G	6K7	7C6	14B7	117L7/GT	830B	7475	E1191	L63	RK73	VR90/30
1R4	5Z4GT	6K7/G	7C7	15E	117N7/GT	832	8011	E1192	L610	RK75	VR105/30
1R5	5A6	6K7GT	7D3	15R	117Z6/GT	832A	8012A	E1231	LD210	RKE73	VR150/30
1T4	5A7	6E8	7D5	18AQ5	205F	833/833A	8013	E1248	LD410	RE233A	VR24
1U5	5A8G	6K8/G	7D8	23D	210HL	834	8016	E1254	LL2	RX235 (72)	VR110A
2A3	5A8GT	6K8/GT	7E7	24C	220RC	836	9001	E1265	LL4	82A	VT36 (211)
2A5	5A8Y/1853	6L5G	7E8	25A8G	210SPG	837	9002	E1268	LP2	827A	VT12B
2A6	5AC7/1852	6L6 (metal)	7G7	25L6	210SPT	838	9003	E1271	LS6	828A	VT46
2A7	5AG5	6L6/G	7H7	25L6GT	210VPT	841	9004	E1320	M125H	8130P	VT58
2B7	5AG6/G	6L6/GA	7K7	25Y5	212E	843	9006	E1325	MH4	8130	VT80A
2C26	5AG7	6L7	7N7	25Z4G	218P	850	9009	E1359	MH41	8131	VT94
2C34	5A8	6L7G	7R7	25Z7	217C	860	9011	APP4B	MB1105	8P4	VT98
2E22	5AK5	6M7	7Q7	25Z6G	220B	861	9012	APP4C	MHLDE6	8P4	VT98
2J21A	5AK8	6N7/G	7S7	25Z6GT	231D	863	9013	APP4C	ML4/TT4	8P4	VT501A
2J31	5AL5	6N7GT	7E5	28D7	250TH	864	9014	APP4G	ML6	8P4	VT510
2J34	5AM5	6P7G	7W7	30	262E	865	9015	AR12	MR10	8P1	VT88
2J38	5AM6	6Q7	7Y4	32	282A	866A	9016	AR13	MSFEN	8P2	VT88
2J39	5AQ6	6Q7G	7Z4	33	304TH	868R	9017	AR300	EAB6 (VR92)	8P2	VT88
2J48	5AT8	6Q7/GT	8D2	35A5	307A	869B	9018	AR4101	EAC91	MSFEN/B	VT88
2J54	5AU6	6R7	9D2	35L6G6	310A	872/872A	9019	ARP3	EB34 (VR54)	MSF41	VT88
2J54B	5B4G	6R7/G	9D6	35T	310B	874	9020	ARP13	EB33	MU12/14	VT88
2K2 379	6B5	6R7GT	10	35TG	311A	875A	9021	AR58	EC64	KVSPEN/J	VT88
2K2A	6B7	6S7	10D1	35W4	313C	878	9022	AT4	EC122	NC11/12	VT88
2A4	6B8	6S4GT	11D3	35Z3	323A	879/304	9023	AT15	EC835	NC13	VT88
3AP1	6B8G	68C7	11D5	35Z4GT	327A	884	9024	AT40	EF22	NGT1	VT88
3B7/1292	6BA8	68D7/GT	12A8	35Z5GT	328A/4328A	904	9025	ATP4	EF28	NGT5	VT88
3B24	6BE5	68F6	12A8GT	38	337A	923	9026	AU5 (VU111)	EF39	NS2	VT88
3B26	6B6G	68F7	12A8/GT	37	354V	934A	9027	AZ1	EF50	NS5	VT88
3BP1	6B7	68G7	12A87/GT	38	387A	954	9028	AZ31	EF54	NT57T/CV1234	VT88
3CP1	6BW6	68H7	12A7E	39/44	380A	955	9029	B21	EHT1	NT83A/CV1239	VT88
3D5/1299	6BW7	68H7GT	12AT7	40	388A	956	9030	B30	EK32 (VR57)	NT86/CV1249	VT88
3DP1	6C4	68J7	12AU7	41	394A	957	9031	BL63	EL3	NT98B	VT88
3FP7	6C5	68J7GT	12AU7	41MP	450TL	958A	9032	B745 (CV22)	EL22	NT4	VT88
3L74	6C5G	68K7	12AX7	41MTL	703A	959	9033	EL22	OSGLIMS	US3	VT88
3Q4	6C5GT	68K7	12BA6	41MLXP	705A	961	9034	CL33	OL33	OZ4	VT88
3Q5/G	6C6	68K7GT	12BE6	41STH	707A/B	962	9035	CMG25	FG17	OZ4A	VT88
3Q5GT	6C8G	68L7	12C8	42	708A	1289A	9036	CV3	GDT45	OZ4G	VT88
3A	6C21	68L7GT	12CGT	43	713A	1818	9037	CV8	GL41B	P2	VT88
3V4	6CDB - G	68N7GT	12E6	45	714AY	1819	9038	CV101/2	GTO/NGT2	P41	VT88
4C7	6C8	68P7	12J5GT	46	715	1822	9039	CV183	GUS9	P215	VT88
4D1	6D8	68Q7GT	12J7GT	45 SPEC	715A	1824	9040	CV210	GUS9	P625	VT88

HALL ELECTRIC LTD

HALTRON HOUSE, 49-55 LISSON GROVE, LONDON N.W.1.



Tel.: Ambassador 1041 (5 lines) Cables: Hallettric, London

TRUVOX

It **Pays As You Earn!**

EQUIPMENT

Profitable P.A. business is built upon a reputation for reliability which can only be based on the dependability of your equipment. That is why it pays to use only TRUVOX, the reproducers that have had reliability built into them for a quarter of a century.



TRUVOX PRESSURE TYPE DRIVING UNITS

Senior and Junior models have a power handling capacity of 15 and 10 watts respectively and provide a substantially linear response from 175 to 10,000 c.p.s. The Senior model is available with built-in tropicalised multi-ratio transformer, a noteworthy feature much appreciated by sound engineers.



TRUVOX REFLEX SPEAKERS


Senior models give a substantially linear response from 250 to 8,000 c.p.s. with a peak handling capacity of 8 to 10 watts whilst Junior models range from 350 to 8,000 c.p.s. with 6 to 8 watts peak handling capacity. Either can be supplied with built-in transformer. Completely weather-proofed and designed to withstand prolonged exposure and vibration.

For Full Details Write to:

ROLA CELESTION LTD., FERRY WORKS, SUMMER ROAD, THAMES DITTON, SURREY

*Phone: Emberbrook 3402-6.

MOTEK



**Motek—The name
for tape units.**

Illustrated leaflet
available on request.

MODERN TECHNIQUES

138-144 Petherton Road, London, N.5

Tel.: Canonbury 5896

Drayton

FRACTIONAL H.P. MOTOR UNITS

THE DRAYTON R.Q. is a miniature capacitor induction type motor with a current consumption at 230 volts, 50 cycles of 0.09 amps pf. 0.9. It is available:

RQH GEARED

For high final shaft speeds for continuous or intermittent running, forward or reverse.



RQR

RQG GEARLESS

Running at 2,700 r.p.m. continuously or intermittently in either direction or continuously reversed.

RQH



RQR GEARED

For continuous or intermittent running or reversing at speeds from 27 mins. per rev. to 600 revs. per min., with or without self-switching up to 2 1/3 r.p.m.

RQG

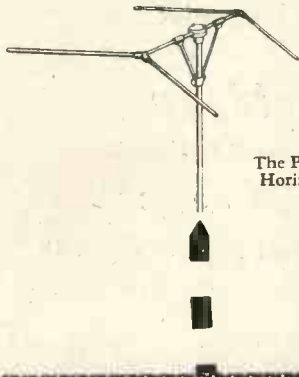


For actuating valves, dampers, rheostats, geneva movements, rocking baths, flashing signs, illuminated models, soldering and welding fixtures, rotating tables, automatic light strip feed, lubricating and other small pumps, small machines, animated displays, vibrators, developing baths, agitators, fans, aspirators, etc.


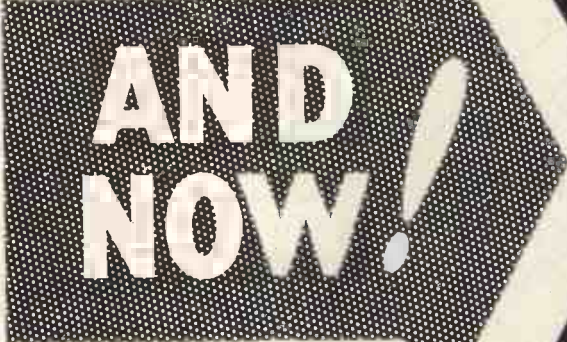
Send for List No. N302-1.

Drayton Regulator & Instrument Co. Ltd., West Drayton, Middlesex

RG12



The Paravex Horizontal



The PARAVEX VERTICAL

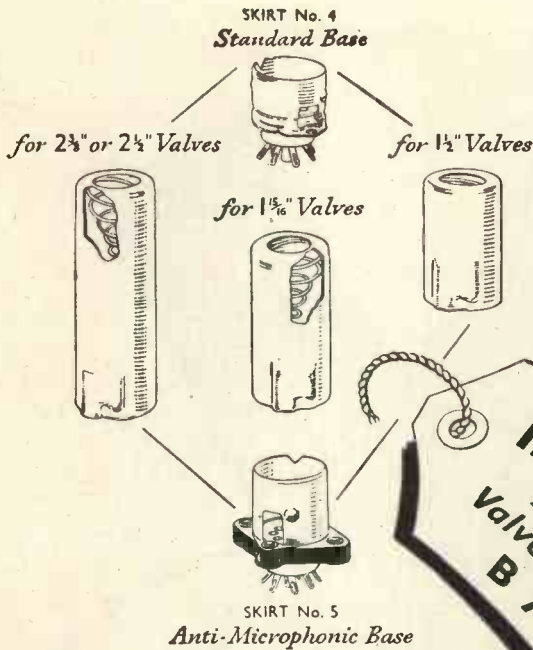
The latest Telerection introduction, the Paravex Vertical aerial has been developed from the Paravex Horizontal which has met with such marked success in both the Pontop Pike and Belfast areas.

This new aerial has a figure of eight polar diagram with the back lobe suppressed by the reflector. Acceptance angle is 35° either side of the central line, with two null points each side, which are very sharply defined. Forward gain is exceptional and signal to noise ratio shows a marked improvement on the conventional "H" or "X." This unique aerial has been specifically designed to counteract reflections from the side to the very highest degree and matching is inherent in the design of the crossarm. Supplies are now reaching the trade. SEE IT AT THE NATIONAL RADIO SHOW, STAND 7.

TELERECTION
LIMITED

Makers of the finest aerials for all areas

Antenna Works, St. Pauls, Cheltenham, Glos. TELEPHONE: CHELTENHAM 55960 & 4028



Recognised as the Most Reliable Valveholders

B7G Valveholders

are now available moulded in:—

Phenol Formaldehyde (Black).


Nylon loaded Phenol Formaldehyde
(Natural Brown).

P.T.F.E.



Wholesale Enquiries:—
CYRIL FRENCH HOLDINGS LTD.
High St., Hampton Wick
Middlesex. KIN. 2240

Manufacturers' Enquiries: THE McMURDO INSTRUMENT CO. LTD., VICTORIA WORKS, ASHTEAD, SURREY ASHTEAD 3401



CONSOLES

For Major Film Mixer Suites to individual requirements.

"VIEWMASTER" CONSOLES

AS SHOWN

Beautifully designed and finished in Walnut, Oak, Mahogany and Teak, to customers' requirements



Standard "VIEWMASTER" model as shown **£13.0.0**
With Full Length Doors **£14.0.0**
Universal Model for all 16" tubes now in preparation.
Carriage and Packing 15/- extra.

Fitted with shelf for easy mounting. These are NOT mass produced and dimensions can be altered to suit personal requirements.

Individual and Trade Enquiries to

H. ASHDOWN
CABINET MAKER

98 HERTFORD ROAD, EDMONTON, N.9
Phone: TOT. 2621

DEMONSTRATIONS DAILY

Between 9—5.30
Saturdays 9—1



A.D.S. SUPER QUALITY

8 1/2 WATT AMPLIFIER

Push Pull 6V6s 15 db neg. feed back 25-18,000 cps \pm 1/db. Hum Level—80 db at 6 1/2 watts Bass boost—Treble boost and cut: LP correction: Provision radio feeder unit. **BUILT AND TESTED 16 gns.**

The above Amplifier can now be supplied in kit form. **£13.13.0**
Complete with fully illustrated instruction book

METAL COVERS
complete with carrying handle, can now be supplied at 17/6 each.

SUPERHET FEEDER
Three wavebands—B8A Valves, 7 ks band width. Wired complete and tested.

10 GUINEAS FULLY GUARANTEED



(Dept. W.W.)
18, Tottenham Court Road,
LONDON, W.1
Museum 4539. Museum 2453

Shop Hours:
Monday to Friday 9-5.30 p.m.
Saturdays 1 p.m.

Fidelity in tape recording

MODEL PR7 TAPE RECORDER.

The Trusound PR7 tape recorder is an instrument of exceptional performance recording to professional standards, yet at the same time it is compact and simple to operate. Primarily designed as a transportable recorder enabling very high quality recordings to be made "on location" the recorder can be supplied in console form if required and further details of this form of mounting are available on request.

As supplied the PR7 is provided with two input channels with mixing between them. Channel A is for microphone input and channel B for Radio or Gramophone input. If it is desired to use more than one microphone then an external mixer unit may be connected into the channel B input. A power socket is provided on the rear of the recorder for providing the necessary voltages for such a mixer unit. The power socket can also be used for a radio feeder unit if required.

The PR7 tape recorder is a single-speed machine completely free from all forms of "wow" and "flutter" with a tape speed of either 7½ in./sec. or 15 in./sec., depending on customers requirements, and accommodating reels up to 2,250ft. (2,400ft. with special adaptor). It is also a twin track machine giving economy in tape usage. Twin heads of extremely high efficiency and performance are employed.

The amplifier employs the latest type miniature valves specially designed for high gain audio amplifiers having extremely low noise and hum factors and this in no small way contributes to the excellent signal to noise ratio of the recorder. Independent Treble and Bass controls are incorporated in a negative feedback circuit employed in the amplifier. The incorporation of feedback reduces the distortion of the whole system to less than 1 per cent.

Provision is made to couple the amplifier to an external amplifier system and a 15-ohm. disc cutter head may be driven from the output of the recorder for tape to disc dubbing.

The recorder is supplied fitted with a high quality 15 ohm. 10in. x 6in. elliptical loudspeaker and this loudspeaker can be used for monitoring when recording from gramophone or radio. A headphone socket is provided for monitoring purposes when recordings using a microphone are being made. Headphones can, if desired, be used for all monitoring. Provision is made for using an external speaker having an impedance of 2/3, 5, or 15 ohms.

£72

Carr. & Pkg. extra

MODEL PR7 TAPE DESK.

The PR7 tape desk is a tape mechanism having a performance of the standard required by professional recording studios and broadcasting organisations. Completely free from all forms of "wow" and "flutter" the machine will accommodate spools up to 10½ in. in diameter (2,400ft.). It has a tape speed of 7½ in./sec. or 15 in./sec. dependent on customers requirements and it features simple drop-in, single slot loading, twin track heads, fast forward and fast rewind facilities, super high fidelity head unit giving an attainable top frequency of 10,500 c.p.s. at 7½ in./sec. and 18 kc/s. at 15 in./sec.

Superbly engineered and powered by three special motors manufactured by a company well known for the high standard of its products, the PR7 gives faultless performance and is a mechanism that will satisfy the most exacting demands of the connoisseur or professional user.

£25

Carr. extra

★ Further details available on receipt of stamped, addressed envelope.

Demonstrations on weekdays by appointment only. Saturdays 9 a.m. — 6 p.m.

AMPLIFIER TYPE P A 12

Conservatively rated at 12 watts output, simple to operate, lightweight, neat and compact, is a brief summary of the Trusound P A 12 Amplifier.

Ideally suited for use in schools and other educational establishments, either as transportable equipment, or for permanent installation; for halls and auditoriums with a capacity of between 300 and 400 people; for clubs and dramatic societies; calling and paging systems; staff location systems etc., the P A 12 fulfils the need for a powerful but compact amplifier which is not only reliable in operation, but also gives an extremely high standard of reproduction.

By virtue of its small physical size, the P A 12 may be used for installations where, by reason of limited space, the use of larger amplifiers of the same power output is precluded. The P A 12 accommodates Microphone and Gramophone/Radio inputs, and provision is made for operating a Radio Feeder unit from the power supply of the amplifier. By the use of a radio feeder and/or a Mixer Unit, the P A 12 may be used as the basis of a complex installation.

A combination of push-pull output and negative feedback account for the extremely high standard of reproduction achieved, and the use of a special pre-amplifier valve gives clean and clear speech reproduction when a microphone is employed. Of special interest is the fact that the P A 12 is entirely suitable for the replay of tape recordings to large audiences.

The attractively finished, clearly engraved control panel, is fitted with a system of coloured signal lamps indicating the particular function of the amplifier. A solidly constructed, well ventilated wooden case, covered in dark brown, hard-wearing rexine, with bronze fittings to match, houses the amplifier.

Complete with Installation, Operation, and Service Data. Fully warranted for 12 months.

£20

Carr. extra

THE MUSICMASTER TAPE DESK.

The Musicmaster tape desk is a moderately priced two-speed mechanism which will record the most difficult music without any trace of "wow" or "flutter" from one end of the reel to the other.

Featuring single slot loading, fast forward and rewind—without any tape handling—twin track high impedance heads, electromagnetic braking from a self-contained supply, the Musicmaster tape desk is well worthy of its name.

Powered by three motors manufactured by a company whose name is always associated with quality, the tape desk is designed for the recording enthusiast having only a limited pocket, but who requires performance unequalled in the price range.

18 GNS.

DESIGNED FOR CRITICS

Trusound Ltd.

BY CRITICAL DESIGNERS

NOW FREE OF PURCHASE TAX!

OMNI-DIRECTIONAL

3-Speaker System

W15/CS SUPER 8/CS SUPER 5

Treble Units Facing Upwards Crossover Frequencies 800 and 5,000 c/s

This superb 3-Speaker System can now be supplied tax free. The bass speaker is the W 15/CS with a fundamental resonance below 30 C/S; the middle speaker is the Super 8/CS; and the third speaker is the Super 5 with response well maintained to 16,000 C/S. The Crossover unit is a $\frac{1}{2}$ section type, with crossover frequencies of 800 and 5,000 C/S. A Volume Control is now fitted to the middle and top speakers which also face upwards to avoid undue directional effects.

Wharfedale

WIRELESS WORKS

BRADFORD ROAD · IDLE · BRADFORD · YORKS

Phone: Idle 461. Grams: Wharfedel, Idle, Bradford.



NEW PRICES

W.15/CS sand-filled Enclosure	£47 0 0
Treble Assembly	£16 10 0
HS/CR3 Crossover with V.C.'s	£8 10 0
	£72 0 0

Other models which can now be supplied
FREE OF TAX are:—

Factory Bronze, 135/-. Factory Golden, 175/-
Factory W.12, 277/6. W.12, 185/-. W.12/CS, 195/-
Super 12/CS/AL, 320/-. W.12 Reflex, £22/12/6.
School Baffle, £10. W.M.8 Wall Mounting
Cabinet, £7/14/-. Essex Grey, £6/17/6.

- T/V TECHNOLOGY
- RADIO ENGINEERING
- ELECTRONICS
- RADIO SERVICING

There's a big future in T/V and Radio. Act now! Increase your knowledge. Back up experience with a sound theoretical background. I.C.S. offer courses of instruction in—

T/V TECHNOLOGY ● ADVANCED SHORT-WAVE RADIO ● RADIO ENGINEERING ● RADIO SERVICE ENGINEERING ● RADAR ● ELEMENTARY ELECTRONICS

I.C.S. will also coach you for the following examinations:—
B.I.R.E.; P.M.G. Certificate for Wireless Operators; Radio Servicing Certificate (R.T.E.B.); C. & G. Telecommunications, etc., etc.

DON'T DELAY—SEND COUPON TODAY for free descriptive booklet, stating which subject or examination interests you. Fees include all books needed. Examination students coached until successful.

Reduced terms for H.M. Forces.

INTERNATIONAL CORRESPONDENCE SCHOOLS.
Dept. 223D, International Buildings, Kingsway, London, W.C.2.

Please send Booklet on subject.....

Name (Block letters please)..... Age.....

Address



FOR ALL REQUIREMENTS . . .



... IN RADIO COMMUNICATIONS

WHERE RELIABILITY IN OPERATION IS ESSENTIAL AND COMPACTNESS DESIRABLE. We will quote per return air mail on receipt of details of requirements, and can give quick delivery.

Write now to:—

PANDA RADIO CO.,
58, SCHOOL LANE, ROCHDALE, LANCs.

Works Address: 16-18, Heywood Rd., Castleton, Nr. Rochdale, Yorks.
*Phone: Castleton 57396. Cables: PANDA, Rochdale.


VALVES For SPECIAL PURPOSES

27M1 High Vacuum photo-multiplier

WITH HIGH RESPONSE IN THE VISIBLE REGION

Because of its high sensitivity, low noise level, low dark current and freedom from distortion, the Ediswan Mazda 27M1 may be used for light operated relays, for film scanning, facsimile transmission and in scientific research involving low light levels: and in many applications its small size is an advantage. The 27M1 is capable of multiplying very small currents produced under weak illumination by an average value of one million times when operated at 100 volts per stage.

The resultant output current is a linear function of the exciting illumination under normal operating conditions. Since secondary emission occurs



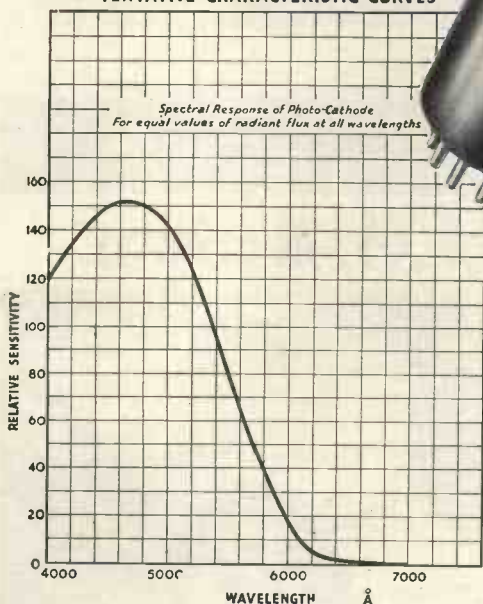
Muirhead Phototelegraphic Transmitter Type 601-A



instantaneously, the frequency response is flat up to the frequencies at which transit time becomes a limiting factor.

A particular application of the 27M1 photo-multiplier is in the Muirhead Phototelegraphic Transmitter, type 601-A where its above-mentioned properties enable a compact and highly efficient instrument to be obtained.

TENTATIVE CHARACTERISTIC CURVES



RATING

Maximum Anode Supply Voltage (volts)	*1,100
Maximum Potential Anode/Secondary cathode K10 (volts)	120
Maximum Anode Current (mA)	1.0
Cathode k1 sensitivity (μ A/lumen)	†10
<i>(Vk1=0, all secondary cathodes joined at 100 volts)</i>	

* With respect to cathode.

† The sensitivity is on the basis of a lamp colour temperature of 2700°k and a light area of 4 mm x 20 mm

Further details of the 27M1 and other photo-multipliers are available on request.

EDISWAN

MAZDA

WE SHALL BE AT THE
RADIO SHOW
EARLS COURT
SEPT. 2-12

THE EDISON SWAN ELECTRIC CO. LTD., 155 Charing Cross Road, London, W.C.2

Member of the A.E.I. Group of Companies

10,000 Times Overload!

VISITORS to this year's British Instrument Industries Exhibition will be interested to know that the microammeter 0-100, seen on the E.A.C. stand, is unscathed after its arduous experience. E.A.C. instruments are robust and when protected by a suitable rectifier disc are practically immune from overload damage. For details of these and other moving coil and moving iron instruments write for catalogue WL2.



E.A.C. 6" moving coil relay set to open circuit when 1 amp flows through 3" moving coil microammeter 0-100 with rectifier protection.

The ELECTRICAL APPARATUS COMPANY Ltd · ST. ALBANS

LONDON · MANCHESTER · GLASGOW
BIRMINGHAM · LEEDS · NEWCASTLE
BRISTOL · SWANSEA · IPSWICH

45 YEARS IN ELECTRIC MOTOR CONTROL GEAR, INSTRUMENTS & METERS

ALWAYS "FIT"



CASTORS
THE WORLD'S BEST

CONTRACTING TUBE ADAPTOR

For $\frac{7}{8}$ ", 1", $1\frac{1}{8}$ ", $1\frac{1}{4}$ " tubes. Quickgrip Adaptors are fitted by hand as no tools are required. 2", $2\frac{1}{2}$ ", 3" and 4" wheels may be used.

Ask for Brochure and pages 8, 25, 57.

Numerous other types of head fittings available.



Engineers, Patentees and Sole Manufacturers
AUTOSET (PRODUCTION) LTD.
DEPT. "H," STOUR STREET, BIRMINGHAM, 18
EDG 1143/44 Estd. over 30 years.
Please mention "Wireless World"

Unsurpassed for
**QUALITY
REPRODUCTION**

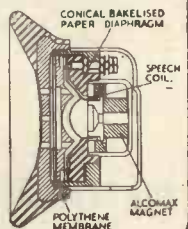
S. G. Brown



"K"
TYPE
MOVING COIL
HEADPHONES

The increasing appreciation and importance of High Quality Reproduction accounts for S. G. Brown Type "K" headphones being used in Laboratories, Sound Studios for acoustic research, monitoring, DX work, etc.
D.C. Resistance: 47 ohms.
Impedance: 52 ohms. at 1,000 c/s.

Full details of the wide range of S. G. Brown Headphones for specific purposes are available in Brochure "W"—sent on request.



S. G. Brown Ltd.

SHAKESPEARE ST., WATFORD, HERTS.
Telephone: Watford 7241.



OPEN TUE 6 P.M. SATURDAYS

TELEPHONES: AMBASSADOR 493 & PADDINGTON 3115

PREMIER RADIO Company

(REGD.) S.M. MORRIS & CO. (RADIOS), LTD. EST. 49 YRS.

(Dept. W.W.) 207 · EDGWARE ROAD · LONDON · W2

WORKING MODELS OF THE PREMIER TAPE RECORDERS CAN BE SEEN AT THIS ADDRESS.



The PREMIER De Luxe PORTABLE MAGNETIC TAPE RECORDING KIT

PRICE
£37·4·0

(Plus 15/- Pkg., Carr. & Ins.)

★ Including ALL parts, Valves, Portable Cabinet, 8 in. Loudspeaker, Tape-Table, Reel of 'Scotch Boy' Tape and Rewind, Spool, and Microphone.

THE 7-VALVE AMPLIFIER IS SPECIALLY DESIGNED FOR HIGH QUALITY REPRODUCTION

Brief Specification: VALVE LINE-UP: EF37A First Stage, 6SL7 Second Stage and Tone Control; 6V6 Output 6X5 Rectifier; VT501 Bias and Erase Oscillator; 7193 Record Level Amplifier; 6U6 Magic Eye Record Level Indicator. OUTPUT: 4 Watts. FREQUENCY RANGE: 50 c.p.s. to 9,000 c.p.s. CONTROLS: Volume; Record/Playback Switch; Treble Boost; Base Boost—on/off.

A VISUAL MAGIC EYE Record Level Indicator is incorporated. The units housed in a superbly finished rexine covered portable cabinet which incorporates a compartment for the Microphone when not in use. Weight complete 35lb. Dimensions: 21in. long, 12½in. deep, 9½in. high.

The RECORDER incorporates an entirely NEW VERSION of the famous LANE TAPE TABLE. Brief Specification: Made to high standards and incorporating features ensuring low level of "Wow" and "Flutter" throughout the full length of tape.

FAST REWIND. Provision for fast rewind and forward run in less than 1 min. in either direction. WIND AND REWIND WITHOUT UNLACING OF TAPE. INSTANTANEOUS BRAKING. THREE MOTORS obviating friction drive.

HIGH FIDELITY RECORD PLAYBACK (1 HOUR APPROX. PLAYING). The Table is fitted with high fidelity record playback head of new design wound to high impedance and a separate A.C. Erase Head. The Heads are half-track size allowing approx. 1 hr. playing from standard 1,200ft. Reel of Tape.

TAPE SPEED: 7½in. sec. For use on A.C. 200/250, 50 cycles mains only.

MICROPHONE: Crystal—specially designed for Premier by famous manufacturer.

The 'PREMIER' Recorder

This Recording Outfit has been designed for use with M.C.-2-111 "SCOTCH BOY" Magnetic Tape. With this new and improved high-quality tape a frequency of 60 s.p.s. to 9,000 c.p.s. at tape speed of 7½ in./sec. can be readily achieved. Additional reels of 1,200ft. can be supplied at 35/-

INSTRUCTIONAL BOOKLET . . . 2/6

This is credited if a complete kit of the Tape Recorder is ordered.

As is usual in all PREMIER KITS, every single item down to the last nut and bolt is supplied. The Chassis is punched and layout diagrams and theoretical circuits are included. When completed the PREMIER PORTABLE TAPE RECORDER compares MORE than favourably with any other make at double the price.

SEPARATE UNITS CAN BE SUPPLIED AS LISTED BELOW—
AMPLIFIER KIT (including 8in. Speaker)... £11 0 0 plus 5/- pkg./carr.
AMPLIFIER (already built, wired and tested) £14 15 0 plus 7/6 pkg./carr.
LANE TAPE TABLE & REWIND SPOOL £16 10 0 plus 7/6 pkg./carr.
PORTABLE CABINET (rexine covered)... £4 19 6 plus 5/- pkg./carr.
MICROPHONE £2 19 6 plus 1/- pkg./carr.
REEL OF NEW M.C.-2-111 "SCOTCH BOY" TAPE (1,200ft.) £1 15 0 plus 6d. pkg./carr.

To those unable to build this PORTABLE TAPE RECORDER we can supply it completely wired, tested and ready to plug in at **39s** Plus 1 gn. pkg./carr.



PREMIER TABLE MODEL MAGNETIC TAPE RECORDER

IN KIT FORM—The Kit includes ALL parts, valves, cabinet, loudspeaker, Reel of "Scotch Boy" Tape, Rewind Spool and the NEW Lane Tape Table already assembled (but excluding Microphone).
SPECIFICATION AS PREVIOUSLY ADVERTISED

Cabinets to suit the above can be obtained for **£29 : 8 : 0** (Packing and Carriage 15/-)

* All the above Recorders are Fully Covered by the usual Premier Guarantee—3 months valves—12 months other components.

INSTRUCTIONAL BOOKLET . . . 2/6

This is credited if a complete Kit of the Tape Recorder is ordered.

COMPLETE—to those unable to build this TAPE RECORDER, we offer it built, tested and ready to plug in, complete with "RONETTE" Microphone, Reel of "Scotch Boy" Tape and Rewind Spool.

SPECIFICATION AS PREVIOUSLY ADVERTISED **£35 : 15 : 0** (Packing, Carr. & Ins. 1 Gn.)

CRYSTAL MICROPHONE
An entirely insulated crystal microphone which can be safely used on A.C./D.C. amplifiers. High impedance. No background noise, really natural tone. The Ideal Mike for tape, wire and sound projectors. Price 22/6.

MICROPHONE STAND BASE
Heavy Moulded Black Base fitted with Standard thread adaptor. Dimensions: 7½in. across, 2in. deep. Weight: 1½lb. Post paid 3/11.



MOVING COIL MICROPHONE
Low impedance. Incorporates press-to-talk switch. Housed in strong black bakelite case. Dimensions: 2in. wide, 2½in. high, 1½in. deep.
Plus 1/6 post and packing
A matching transformer for high impedance can be supplied at 3/6 extra. **19/6**



MICROPHONES
LUSTRAPHONE: Moving Coil; High Impedance. Stand Type: £5/15/6—Hand Mike £6/6/-

RONETTE—Crystal Mike; Incorp. the Filter Cell Insert; High Imped. Ball Type: £3/19/6. CRYSTAL MICROPHONE—Rothermel 2AD56. Especially recommended. £2/19/6. Table stands for all the above at 10/6 and 17/6.

Announcing . . . The NEW PREMIER TELEVISOR

Three years ago we gave you the 6in., 9in. and 12in. Televisors which achieved tremendous popularity. Now after a considerable period of research our Technical Staff have designed a very worthy successor to these original Models.

Brief Technical Details are as follows:—

19 valves (plus tube) Superhet Receiver, tunable from 40-68 Mc/s without coil or core changing. Wide Angle scanning Flyback EHT giving 14 kV, Duomag Focuser permanent magnet focussing with simple picture centering adjustments, suitable for any 17in. or 14in. wide angle Tube, may also be used with a 12in. Tube with very minor modifications.

THE COMPLETE TELEVISOR IS SAFE TO HANDLE, BEING COMPLETELY ISOLATED FROM THE MAINS BY A DOUBLE WOUND MAINS TRANSFORMER. ALL PRESET CONTROLS CAN BE ADJUSTED FROM THE FRONT, MAKING SETTING UP VERY SIMPLE.

VISION CIRCUIT. Common RF Amplifier, single valve frequency changer, two IF stages, Video Detector and Noise Limiter followed by special type of Video Output Valve. ALL COILS PRE-TUNED ASSURING ACCURATE ALIGNMENT AND EXCELLENT BANDWIDTH.

SOUND CIRCUIT. Coupling from anode of frequency changer, two IF stages, Double Diode Triode detector and first LF Amplifier, Diode Noise Limiter and Beam type Output Valve, feeding a 10in. Speaker. ALL COILS PRE-TUNED.

TIME BASES. 2 valve sync. Separator, giving very firm lock and excellent interlace.

LINE TIME BASE. Blocking Oscillator using a pentode driving a high efficiency output stage comprising Ferroxcube Cored Output Transformer with Booster Diode.

FRAME TIME BASE. Blocking Oscillator driving a Beam Output Valve coupled through a Transformer to the high efficiency FERROXCUBE Cored Scanning Coils.

POWER PACK. Double wound Mains Transformer supplying all LT and HT using two full-wave Rectifiers.

Time Base may be used to convert existing Premier Magnetic Televisors for use with modern wide angle Tubes. AVAILABLE SHORTLY—WRITE FOR DETAILS



OPEN 7.45 TO 9 P.M. SATURDAYS

TELEPHONE: AMBASSADOR 991 & BADDINGTON 3118

PREMIER RADIO Company


(REGD.) G.M. MORRIS & CO. (RADIOS), LTD. EST. 1891

(Dept. W.W.) 207 · EDGWARE ROAD · LONDON · W2


Terms of Business :
 Cash with order or
 C.O.D. over £1. Please
 add 1/- for Post Orders
 under 10/-, 1/6 under
 40/-, unless otherwise
 stated.

BUILD A PROFESSIONAL LOOKING RADIO AT LESS THAN HALF TODAY'S PRICE

We can supply all the parts to help you
 Drum (2 1/2 in. dia.) 1/6
 Driving head ... 1/6
 Double pointer ... 3/6
 Spring ... 3/4
 Nylon Cord (yard) 8/6
 Dial Front Plate ... 2/6
 Engraved Glass Dial 1 3/8 - 5/8 and 8/8 -
 2,200 m. With station names, new wavebands ... 1/6
 T.R.F. Coils, 180-550, 800-2,200 metres, pair ... 6/6
 Punched chassis, 3-valve plus rectifier T.R.F. ... 3/9
 Cabinet, Bakelite, in Walnut or Ivory or Wood in Walnut Finish ... 17/6



THE COMPLETE KIT to construct a 3-valve plus rectifier T.R.F. Receiver for use on 200/250 v. A.C. mains can be supplied at **£5.19.6**, plus 2/6 packing and carriage. Each Kit is complete in every detail, nothing has to be made or improvised. Easy to follow, point-to-point diagrams are supplied, making construction very simple. The Dial is illuminated, and the Receiver housed in its Cabinet. Size 12in. x 5in. x 6in. Presents an attractive appearance. The valve line-up is: 717A—H.F. Pentode, V B 116—Detector, AFT 4—Output, and Metal Rectifier.



Waveband coverage is for the medium and long bands. Choice of 3 Cabinets: Bakelite in Walnut or Ivory, or Wood in (Walnut finish).

Packing and Insurance ... 2/6
SEND 1/6 FOR EASY TO FOLLOW POINT-TO-POINT DIAGRAMS AND CIRCUIT DIAGRAM which shows how YOU can build the Receiver illustrated above.

ONLY A FEW LEFT—BUY NOW! THE FAMOUS 'SOBELL' 4-VALVE SUPERHET TABLE RECEIVER

M. & L. WAVEBANDS
 Valve line-up: 12J7, 35L6, 1497, 35Z4.
 Entirely transportable and unusually sensitive owing to special feed-back circuit employed. Housed in attractive plastic cabinet.
 Choice of 2 Colours—Ice Blue or Aero Green.
 Carrying handle incorporated in design. For use on 200/250 A.C./D.C. mains.
£8. 19. 6
 Fully covered by Manufacturer's Guarantee




MANUFACTURER'S SURPLUS STOCK

5 VALVE SUPERHET RADIO RECEIVER CHASSIS, built to high standards ensuring quality reception. **SPECIFICATION:** VALVE LINE-UP: 787, 7B7, 706, 7C5, 7Y4. 3 WAVEBANDS Long, medium and short. **CONTROLS:** Tuning wave change, volume tone control, on/off Gram. Position on Switch. Pick-up and Extension Speaker Sockets incorporated. For use on 200/250 v. A.C. mains. **DIMENSIONS:** Length 14 1/2 in., height 11 in., width 6 1/2 in. Distance between controls, left to right of edge of chassis: 1in., 3in., 6 1/2 in., 3in. Plus 3/- pkg./carr./ins. **£7.19.6**
 The above Receiver is less Speaker and Output Transformer. A suitable 10in. Moving Coil Speaker and Output Transformer can be supplied at 2/- extra.

A 4-Valve BATTERY SUPERHET RADIO RECEIVER CHASSIS

by the same manufacturer is also available. **SPECIFICATION:** MAZDA VALVE LINE-UP: TP25, VP23, EL25D, Pen. 25, 3 WAVEBANDS: Long, medium and short. **CONTROLS:** Tone, Volume On/Off, Tuning, Wavechange, Gram. Position on Switch. Pick-up and Extension Speaker Sockets incorporated. Batteries required, LT 2 volt, HT 120 volt. **DIMENSIONS:** Height 6in., length 15in., width 5 1/2 in. Distance between controls, left to right from edge of chassis, 1 1/2 in., 3 1/2 in., 3 1/2 in. **£5.15.0** (Less Batteries) plus 5/- pkg./carr./ins.
 The above Receiver is less Speaker and Output Transformer. A suitable 8in. Moving Coil Speaker can be supplied at 17/6 extra.



2 STAGE QUALITY AMPLIFIER Complete with 10in. Energised LOUDSPEAKER

4 watts output. A.C. 110/230 mains. **£6. 19. 6** plus 5/- carriage.

FRACTIONAL H.P. MOTOR

A 50 v. 3-phase A.C. motor, 1/40th h.p. by famous maker. Supplied complete with resistor, condenser and circuit diagram to convert the motor to 1 h.p. for use on 240 v. single phase A.C. mains. Brand new, 25/-, plus 2/6 carriage and packing.

MAGNETIC MARCHING COMPASS

Luminous Dial, enclosed in black bakelite case. Size: 3in. x 2 1/2 in. x 7 1/2 in. Price 18/6.



Govt. Surplus EX W.D. STEEL AERIALS

All ideal for fishing rods—All Brand New
 12ft.—3 4ft. sections of copper-plated steel highly flexible tapering 1in. to 1/2 in. Brand new in container, Plug-in type 9/6. Screw-in type 3/6. Packing and carriage 1/6. Insulated Base 3/6. Webbing waterproof carrying case with shoulder strap, 2/6.

EX-U.S.A. U.H.F. AERIAL

with untuned detector stage, consisting of V.R.92 valve etc. Brand new, in carton, 5/-.

MAINS NOISE ELIMINATOR KIT

Two specially designed chokes with three smoothing condensers with circuit diagrams. Cuts out all mains noise. Can be assembled inside existing receiver, 6/- complete.

1124 RECEIVER UNITS

Range 30 to 40 Mc/s. Contains six new Valves. 3-9D2, 1-8D2, 1-15D2 (frequency changer), 1-4D1, 24 ceramic trimmers, 6 ceramic valve-holders, 6 valve screening cans, 30 resistors, 1-W/W Pot. Meter Mica Tubular and Block Condensers, Ceramic coil former, 2 Westcott WX5 and 1 Westcott WX4, 5-way 4-bank switch with long upslide, I.F. transformers, etc.
 Brand new in maker's carton at 17/6, plus 3/6 postage and packing.

LIMITED QUANTITY — 1132A RECEIVER UNITS

11-valve Superhet Receiver, covering 100 to 124 Mc/s, using four VR53, two VR56 and VR66, VR67, VS54 and VR57 valves. Fitted with Tuning Meter, slow motion drive, R.F. and L.F. Gain Control, etc. Circuit: R.F. amp. frequency changer, oscillator and stab., 3-IF. amps., B.F.O. Det., first audio and output. Brand new, with circuit diagram. Price 59/6 plus 7/6 carriage.

1155 RECEIVER UNIT

BRAND NEW
 In original cases, complete with 10 valves. Frequency range 18.5 Mc/s. 75 Kcs. in 5 wavebands, £11/19/6, 10/6 packing and carriage.



POWER SUPPLY UNIT

for above, incorporating output stage. Supplies an output of 250 volts at 80 mA., which is ample for the R1155 with the output stage. Jones plugs for connecting the Power Pack to the Receiver are included. The 6V8 output stage complete with Output Transformer and 6 1/2 in. speaker is built into the unit. Price £5/5/-, plus 5/- packing and carriage.



As a special offer, power supply unit including speaker together with R1155 receiver. **PRICE £16.19.6.** Plus 15/- pkg. & carr.

We have a few used R1155 Receivers which have been completely reconditioned and are guaranteed to be in full working order, from £7/19/6.

R1355 RECEIVER AMPLIFIER

with 5 I.F. Stages for T.V. conversion. Contains 7 VR65's, 1—5U4, 1—VU120, 1—EA50, £11/19/6. Plus pkg. and carriage 10/-.

RF 25 UNITS

Frequency covered 40-50 Mc/s (6-7.5 metres) switched tuning. 5 Pre-set positions complete with 3 VR65's. £1/5/-, plus pkg. and carr. 2/6.

RF 26 UNITS

The ideal short-wave converter for T.V., variable tuning, contains 2—EF34, 1—VR137, £2/19/6, plus pkg. and carr. 2/6.

As a special offer we can supply the R1355 complete with R.F. 24 or R.F. 25 at 59/6 or with R.F. 26 at £4.17.0, plus carr.

R3136 RADAR RECEIVER UNIT

Containing 19 valves, 6—VR65, 2—6J7G, 2—VR116, 3—6Q79, 1—VR54, 1—VR137, 2—RF136, 1—VR92, 1—3Z4G, the Unit incorporates an R.F. strip followed by an IF strip, £5/7/6, plus pkg. and carr. 10/-.

CORRECT ASPECT WHITE Rubber Mask—Round or Flat

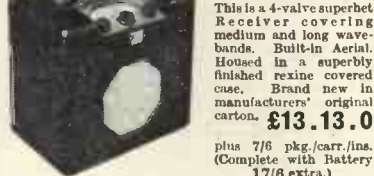
6in. ... 8/6 9in. ... 9/6
 12in. ... 16 11 15in. ... 27/6

6L INDICATOR UNITS

Complete with VCR97, 4—VR91, 3—VR54, £3/15/-, plus pkg. and carr. 7/6.

LIMITED QUANTITY ONLY AVAILABLE AT GREATLY REDUCED PRICE


The FAMOUS 'ROBERTS' M.A.D. All Dry Battery Portable (Ex-B.A.F.)



This is a 4-valve superhet Receiver covering medium and long wavebands. Built-in Aerial. Housed in a superbly finished rexine covered case. Brand new in manufacturer's original carton. **£13.13.0** plus 7/6 pkg./carr./ins. (Complete with Battery 17/6 extra.)

A WORLD-FAMOUS Manufacturer's Surplus of RADIO RECEIVER CHASSIS 7-valve RECEIVER

Built to exacting specifications and incorporating features ensuring superlative tonal qualities and world-wide reception. Specification: 8 watts push-pull output using 2 Mazda Pen. 45 valves. Ample negative feedback is applied over all the audio-amplifier. Amplifier Mazda Type HL41DD gives signal Detection A.V.C. and Phase Splitting. Two stages of I.F. amplification 465 Kcs., using Mazda VP41. **FOUR WAVEBANDS—14 M.-24 M., 24 M.-55 M., 190 M.-600 M., 900 M.-2,000 M.** DIRECT AND VERNIER TUNING. Gram. position on Switch. Provision for external Loudspeaker. For use on 200/250 A.C. Mains. £13/10/-, plus 21/- pkg. and carr.



WILLIAMSON AMPLIFIER KIT

A complete kit of parts for the construction of the latest version of this famous amplifier, complete with valves, output and mains transformers. **15 gns.** Plus 7/6 pkg., carr. and ins. **WILLIAMSON AMPLIFIER TRANSFORMERS (To specification)** The Output Transformer 3.6 ohms sec., £4/4/-; The Mains Transformer PREMIER SP425A, £3/7/6.

RECTIFIERS

Type	E.H.T. Pencil Type S.T.C.	4/7
K3/25	650 v. 1 mA.	4/7
K3/40	3.2 kV. 1 mA.	6/-
K3/45	3.6 kV. 1 mA.	8/2
K3/50	4 kV. 1 mA.	8/8
K3/160	12 kV. 1 mA.	21/6

Type	H.T. Type S.T.C.	4/6
RM1	125 v. 60 mA.	4/6
RM2	125 v. 100 mA.	4/-
RM3	125 v. 125 mA.	5/8
RM4	250 v. 250 mA.	18/-

L.T. Type Full Wave
 6 v. 1 amp. ... 4/-
 12 v. 1 amp. ... 8/-
 12 v. 2 amp. ... 10/9
 12 v. 4 amp. ... 12/8

ROTARY CONVERTER POWER SUPPLY UNITS

12 v. D.C. Input, 230 v. 30 mA. Output. Completely smoothed. Complete with case, 19/6, plus pkg. and carr. 5/-.



OPEN TUE & P.M. SATURDAYS

TELEPHONES: AMBASSADOR 4933 & PADDINGTON 3178

PREMIER RADIO Company

(REGD.) R.H. MORRIS & CO. (RADIOS), LTD. EST. 49 YRS.

(Dept. W.W.) 207 · EDGWARE ROAD · LONDON · W2

Terms of Business: Cash with order or C.O.D. over £1. Please add 1/- for Post Orders under 10/-, 1/6 under 40/-, unless otherwise stated.

PREMIER MAINS TRANSFORMERS

- All primaries are tapped for 200-230-250 v. mains 40-100 cycles. All primaries are screened. All L.T.s are centre tapped.
- SP175B, 175-0-175, 50 mA., 4 v. @ 1 a. 4 v. @ 2-3 a. 4 v. @ 1-2 a. 25/-
 - SP250B, 250-0-250, 60 mA., 4 v. @ 1-2 a. 4 v. @ 3-5 a. 25/-
 - SP300A, 300-0-300, 60 mA., 6.3 v. @ 2-3 a. 5 v. @ 2 a. 25/-
 - SP300B, 300-0-300, 60 mA., 4 v. @ 2-3 a. 4 v. @ 3-5 a. 4 v. @ 1-2 a. 25/-
 - SP301B, 300-0-300, 120 mA., 4 v. @ 2-3 a. 4 v. @ 2-3 a. 4 v. @ 3-5 a. 28/-
 - SP350A, 250-0-250, 100 mA., 5 v. @ 2-3 a. 6.3 v. @ 2-3 a. 29/-
 - SP351, 350-0-350, 150 mA., 4 v. @ 1-2 a. 4 v. @ 2-3 a. 4 v. @ 3-5 a. 36/-
 - SP352, 350-0-350, 150 mA., 5 v. @ 2-3 a. 6.3 v. @ 2-3 a. 6.3 v. @ 3-5 a. 36/-
 - SP375A, 375-0-375, 250 mA., 6.3 v. @ 2-3 a. 6.3 v. @ 3-5 a. 5 v. @ 2-3 a. 55/-
 - SP501, 500-0-500, 150 mA., 4 v. @ 2-3 a. 4 v. @ 2-3 a. 4 v. @ 3-5 a. 47/-
 - SP501A, 500-0-500, 150 mA., 5 v. @ 2-3 a. 6.3 v. @ 2-3 a. 6.3 v. @ 3-5 a. 50/-
 - SP425A, 425-0-425, 200 mA., 6.3 v. @ 2-3 a. 6.3 v. @ 3-5 a. 5 v. @ 2-5 a. 67/6

SPECIAL OFFER

DOUBLE WOUND AUTO-TRANSFORMER 250 watts.

Input/Output	Output/Input	
100 volts	110 volts	
110	113	
200	116	
210	119	Price 42/6
220	122	Plus 2/6 Pkg., Carr.
230	124	
240	146	
250	250	

With the two windings connected in series a vast number of voltage tapplings are available.

PREMIER VARIABLE IMPEDANCE "MATCHMAKER" MO.I.S OUTPUT TRANSFORMER

Designed to meet the demand for an efficient variable ratio Output Transformer. 11 ratios from 13:1 to 80:1 all centre tapped and can be used to match any output valves either single- or push-pull. Class "A", "AB1", "AB2" or "B" to any low impedance speech coil or combination thereof. Primary Inductance 60 henries 15 wats audio 100 mA. Price, 45/-.

WEYMOUTH MINIATURE I.F. TRANSFORMERS

465 Kc/s., iron cored, permeability tuned, 10/6 pair.

WEYMOUTH MINIATURE COIL PACK

Covering Med./Long/Short wave bands. Iron cored coils, gram position on switch. Dimens. Height, 1 1/2 in. Length, 3 1/2 in. Width 2 1/2 in. Spindle length 2 in. Price 19/6.

MINIATURE TUNING CONDENSERS

2 gang .0005 mfd. with trimmers 6/9

CHARGER TRANSFORMERS

Input 230 v. A.C. Output 12 v. at 1 amp. Completely shrouded. Price 9/11

BATTERY CHARGERS

200-250 v. A.C. Will charge 6 v. or 12 v. Car Battery at 1 amp. Housed in strong metal casing. Finished in Green Hammered enamel. Size: 6 1/2 in. long, 3 1/2 in. wide, 3 1/2 in. high. Guaranteed 12 mths. The above unit is manufactured by PREMIER and does not contain ex-Govt. components. Plus 2/6 post and pkg. 39/6

BATTERY CHARGER KITS

All incorporate metal rectifiers. Transformers are suitable for 200/250 v. A.C. cycle-mains. Cat. No.

- 2002 Charges 6 volt accumulator at 1 amp. Resistance supplied to charge 2 amp. accumulator. £1. 2. 6
- 2003 Charges 12 volt accumulator at 1 amp. £1. 7. 6

H. T. Eliminator Ex. Govt.

By famous manufacturer NEW & UNUSED Input 200/250 v. A.C., Output 120-at 30 mA., housed in strong metal box size 10in. long, 7in. wide, 6 1/2 in. deep. 37/6

Plus 2/- pkg. and carr.

H.T. ELIMINATOR AND TRICKLE CHARGER KIT

All parts to construct an eliminator to give an output of 150 volts at 20 mA., and 2 volts to charge an accumulator. Uses metal rectifier, 22.

"MASTERADIO" VIBRATOR PACK

6 v. input; 120 v. 60 mA. output; complete with valve rectifier and leads. 49/6. Plus 5/- pkg., carr.

Famous Set Manufacturer's surplus of ELECTRIC 'GRAM UNITS

Two-speed, 33 1/3 and 78 r.p.m. For playing Standard and L.P. recordings. Complete with Turntable. For use on 200-250 v. A.C. mains. Each unit is in its original manufacturer's carton and is fully guaranteed. Limited quantity only available at approx. half list price.

£4. 2. 6

Plus 2/6 pkg., carr., ins.

SPECIAL OFFER

THE FAMOUS "CHANCERY" HIGH FIDELITY MICROCELL PICK-UP—TYPE GPX for Standard and Long Playing



features achieving a standard of performance not possible with normal magnetic or crystal pick-ups. The secret of the high standard of performance is in the use of the special microcell crystal cartridge assembly which has an unusually wide frequency response. The sapphire stylus is precision ground and semi-permanent. With two cartridges 1 L.P. and 1 Standard. Price 52/6. Additional L.P. or Standard Cartridges can be supplied from stock at 19/6 each.

GRAMOPHONE CABINETS—Portable

A fortunate purchase of a manufacturer's surplus stock enables us to offer this first grade Portable Cabinet made by a famous manufacturer at the ridiculously low price of Plus 2/6 29/6



Specification: Substantial Wooden case. Rexine covered, including wooden motor board, already cut to take a gramophone unit. Almost any make of Rim Drive unit can be accommodated. Outside dimensions: Height (when closed) 5 1/2 in.; Length 15 1/2 in.; Depth 13 1/2 in.; Clearance space under motor board 2 1/2 in.; Clearance space from motor board to inside lid when closed 2 1/2 in. AS a special offer for a limited period only the above Gramophone Unit, Pick-up and Cabinet, which will assemble into a complete Portable Electric Gramophone ready to plug-in to your radio or Amplifier, can be supplied at £7. 19. 6

Plus 5/- Pkg., Carr. & Ins.

ANOTHER SENSATIONAL BUY!

A Three-Speed Automatic Record Changer made by World-famous manufacturer offered at 25 per cent. below the list price. The Unit designed to play 12in., 10in. and 7in. Records intermixed in any order at 33, 45 or 78 r.p.m. Capacity 10 records. New reversible dual stylus crystal Pick-up has extended frequency range to 10,000 c.p.s. Self-compensated for the L.P. lower frequencies with the Turnover frequency at the correct point. An essential feature is the simplicity of design. For use on 100/125-200/250 volts 50 cycles A.C. mains. **LIMITED QUANTITY ONLY** £11.19.6

Plus packing and carriage 5/- LIST PRICE
BRAND NEW, guaranteed and in manufacturers orig. carton. £16.10.0

GARRARD GRAMOPHONE UNITS

£4. 19. 6 plus 5/- p.c.

Induction motor 100-250 volt, 50 cycles A.C. only. 78 r.p.m. The GARRARD Induction motor is totally enclosed. Entirely free from radio frequency disturbance, magnetic hum and electrostatic variable speed. With 12in. Turntable. **BRAND NEW!**

GARRARD Type 75A. Latest 3-speed Autochange Unit complete with 2 Acos High Fidelity G.P.19 £14.19.6

Pick-up Heads, 1 L.P. and 1 Standard. £5.19.6.

GARRARD Rim Drive 78 r.p.m., complete with magnetic pick-up and turntable £5.19.6.

COLLARO 3-speed single-gram. unit, complete with head for L.P., and Standard recordings. £8.8.0

Packing and carriage on each of the above units 2/6.

C.R. TUBES

- VCR516 9in. Blue picture, Heater volts 4, Anode 4 K.v., In manufacturer's original carton. £3.19.6. Plus 5/- pkg., carr., ins.
- VCR517C The Chancery 9in. picture. This tube is a replacement for the VCR97 and VCR517. Guaranteed full size picture. Price 35/- Plus 2/6 pkg., carr., ins.



ALL BRAND NEW

A.C.R. I.C.R. TUBES

5 1/2 in. screen. 4 volt Heater. This Electrostatic Tube is recommended as eminently suitable for Television, 15/- plus 2/6 Pkg., Carr. and Ins. Data sheet supplied.

SUPER QUALITY TELEVISION MAGNIFYING LENS

- 6in. lens 25/-
- 10in. lens £2/10/-
- 12in. lens £3/10/-

ALUMINIUM CHASSIS 18 s.w.g.

Substantially made from Bright Aluminium, with four sides.

- 7 x 5 1/2 x 2 1/2 in. 4/-
- 7 x 3 1/2 x 2 1/2 in. 3/9
- 9 1/2 x 4 1/2 x 2 1/2 in. 4/3
- 10 x 8 x 2 1/2 in. 5/3
- 12 x 8 x 2 1/2 in. 7/-
- 14 x 8 x 2 1/2 in. 7/6
- 10 x 9 x 3 in. 7/-
- 12 x 10 x 3 in. 7/9
- 14 x 10 x 3 in. 7/11
- 16 x 10 x 3 in. 8/3
- 16 x 8 x 2 1/2 in. 8/-



ALUMINIUM PANELS 18 s.w.g.

- 7 x 6 in. 1/3
- 7 x 4 in. 1/-
- 9 1/2 x 6 in. 1/8
- 9 1/2 x 4 in. 1/5
- 10 x 9 in. 2/2
- 10 x 7 in. 1/11
- 12 x 9 in. 2/8
- 12 x 7 in. 2/5
- 14 x 9 in. 3/2
- 14 x 7 in. 2/11
- 16 x 9 in. 3/8
- 16 x 7 in. 3/5
- 20 x 9 in. 4/8
- 20 x 7 in. 4/5
- 22 x 9 in. 5/2
- 22 x 7 in. 4/11

LOUDSPEAKERS

- ELAC—2 1/2 in. dia., Moving Coil, 15 ohms imp. 15/-
 - PLESSEY—3 in. dia., Moving Coil, 3 ohms imp. 15/-
 - ELAC—3 1/2 in. dia., Moving Coil, 3 ohms imp. 15/-
 - ELAC—6 in. dia., Moving Coil, 3 ohms imp. 14/6
 - E.M.I.—8 in. Elliptical, 15 ohms imp. 27/8
 - PLESSEY—8 in. dia., Moving Coil, 3 ohms imp. 14/6
 - PLESSEY—10 in. dia., Moving Coil, 3 ohms imp. 23/6
 - GOODMANS—12 in. dia., Moving Coil, 15 ohms imp. £8/8
 - Plus 5/- packing and carriage.
 - VITAvox—£12/0 12 in. dia., Moving Coil, 15 ohms imp. £11/11
 - Plus 5/- packing and carriage.
- 12" Speakers TAX FREE!**

METERS

Large stocks available, a few of which are enumerated below:

Full Scale	Scale	External Deflection Length	Dimensions in. in.	Movement	
25 A	1 1/2	2 1/2	round	R.F. Thermo	7/6
3 A	1 1/2	2 1/2	round	R.F. Thermo	7/6
3.5 A	1 1/2	2 1/2	2 1/2	R.F. Thermo	7/6
4 A	1 1/2	2 1/2	2 1/2	R.F. Thermo	7/6
20 A	1 1/2	2 1/2	round	M/C	8/6
40 A	1 1/2	2 1/2	round	M/C	8/6
1.5 mA	1 1/2	2 1/2	round		12/6
5 mA	2	3	round		7/6
6 mA	2	3	round		10/9
50 mA	1 1/2	2 1/2	2 1/2	M/C	8/6
20 v	2	2 1/2	2 1/2	M/C	8/6
40 v	1 1/2	2 1/2	2 1/2	M/C	8/6
1 mA	2	3	round	M/C	25/-

MOVING COIL METER

A super quality Moving Coil Meter basic movement 2 mA Scale dimension 2 1/2 in. Overall dimensions 2 1/2 in. dia. 1 1/2 in. deep. Bakelite Case projecting type. At present scaled 1 amp. R.F. By removing thermo couple, reversing scale and recalibrating the meter, a high grade test instrument with any range above the basic F.S.D. may be built up. Price 4/9

1 mA METER IN PLASTIC CASE

The movement is 1 mA mounted in a case 3 1/2 in. square and 3 1/2 in. high. The scale is 2 1/2 in. long and the dial is 2 1/2 in. diameter. There is ample room in the case for a switch and multipliers. Internal Resistance 100 ohms. Price 27/6

Germanium Crystal Diodes. G.E.C. wire ended, 2/6, 24/- doz.

ACCUMULATORS

By world-issimos maker, 2 volt 10 amp. 4/11

The "TELE-VIEWER"

5 CHANNEL TELEVISOR

A Design of a Complete 12 in. or 9 in.

SUPERHET T/V RECEIVER FOR THE HOME CONSTRUCTOR

This receiver has been developed after most careful research and affords a high standard of Television entertainment by producing a picture of really outstanding quality.

We confidently believe that not only have we achieved a T.V. Receiver that surpasses in efficiency any other designed for the home constructor, but that successful construction, even by the most inexperienced, is assured by the step by step wiring detail and diagrams provided, and at about half the cost of the nearest comparable commercial receiver.

Here are some of the features which combine to make this such a fine receiver :

- The Superhet circuit easily tuned to any of the five channels, i.e. LONDON, SUTTON COLDFIELD, HOLME MOSS, WENVOE and KIRK-O-SHOTTS. (The extreme ease of tuning is accomplished by the provision of pre-aligned I.F.T.'s.)
- A lifelike, almost stereoscopic, picture quality made possible by the following factors :
 - a. Excellent band width of I.F. circuits.
 - b. A really efficient video amplifier.
 - c. C.R.T. Grid modulated from low impedance source.
 - d. High E.H.T. voltage (approx. 10 kV.).

The picture brilliance is also much above the average and enables comfortable viewing with normal room lighting or daylight.

- FIRM picture "HOLD" circuits (Frame-Line) ensure a steady picture, free from bounce or flicker even under the most adverse conditions met with in "fringe" areas and excellent "interlace" ensures the absence of "liney effect."
- Negative feedback is used in the audio frequency circuits which provide 2/3 watts of High Quality Sound.
- Entire receiver built on two chassis units, each measuring 14½ in. x 6½ in. x 3½ in.
- Rigid C.R.T. mounting enables entire receiver to be safely handled with tube in position.
- All pre-set controls are mounted on side of chassis enabling all adjustments to be carried out whilst facing the C.R. Tube.



We are able to offer a famous manufacturer's new and unused 12in. C.R.T. to purchasers of this T.V. at the specially reduced price of **£12/19/6**

This complete TELEVISOR, including all Valves can be built for only **£28-16-4** (Plus cost of C.R.T.)

As no hire purchase terms are available the receiver can be bought in five separate stages (practical diagrams and circuits are provided for each stage) thus enabling hire purchase interest rates to be avoided. The complete set of ASSEMBLY INSTRUCTIONS is now available, price 5/- (refunded against first order). The instructions include really detailed PRACTICAL LAYOUTS, WIRING DATA AND COMPONENT PRICE LIST.

ALL COMPONENTS ARE AVAILABLE FOR INDIVIDUAL PURCHASE. A CABINET WILL ALSO BE AVAILABLE.

STERN RADIO LTD.
109 & 115, FLEET STREET, E.C.4
Tel.: CENTRAL 5812-3-4.

7" RADIUS

Widney-DORLEC
REGD. CABINET SYSTEM
Miniature Gauge

The unique Widney-Dorlec feature of components which enables any size of Cabinet to be built is again incorporated in this gauge. Made from mild steel, assembled by spot welding giving a very neat external and internal appearance. Removable panels can be fitted using special corner gusset plates.

TECHNICAL SALES OFFICE AND SHOWROOMS
299 NEW KING'S ROAD,
LONDON, S.W.8.

Telephone: RENown 1601
Manufacturers

HALLAM SLEIGH & CHESTON LTD
WIDNEY WORKS • BIRMINGHAM • 4



Phone: Aston Cross 0916 in union • Gramet Superfine, Birmingham, 4



Still Available—

R. C. A. TRANSMITTERS
ET. 4336 and ET. 4332.

Complete with Speech Amplifiers MI 11220. Wilcox Gay V.F.O. and Crystal Multiplier and all tubes.

Normal frequency coverage of the ET.4336 is 2-20 Mc/s. A special modified version covering 900 Kc/s—2,000 Kc/s is available.

Hallicrafter BC.610 complete with Speech Amplifier, BC.614E, Aerial Tuning Unit BC.939A, all Tuning Units, Tubes and Coils.

Large stocks of spares available for RCA, BC.610 Transmitters.

Army 12 Transmitter 25 watts. Frequency coverage 1.2-17.5 Mc/s. Phone or C.W. built in Modulator complete with all Tubes.

Receivers available. RCA AR88 LF and AR88 D, Hallicrafter SX.28, National H.R.O.

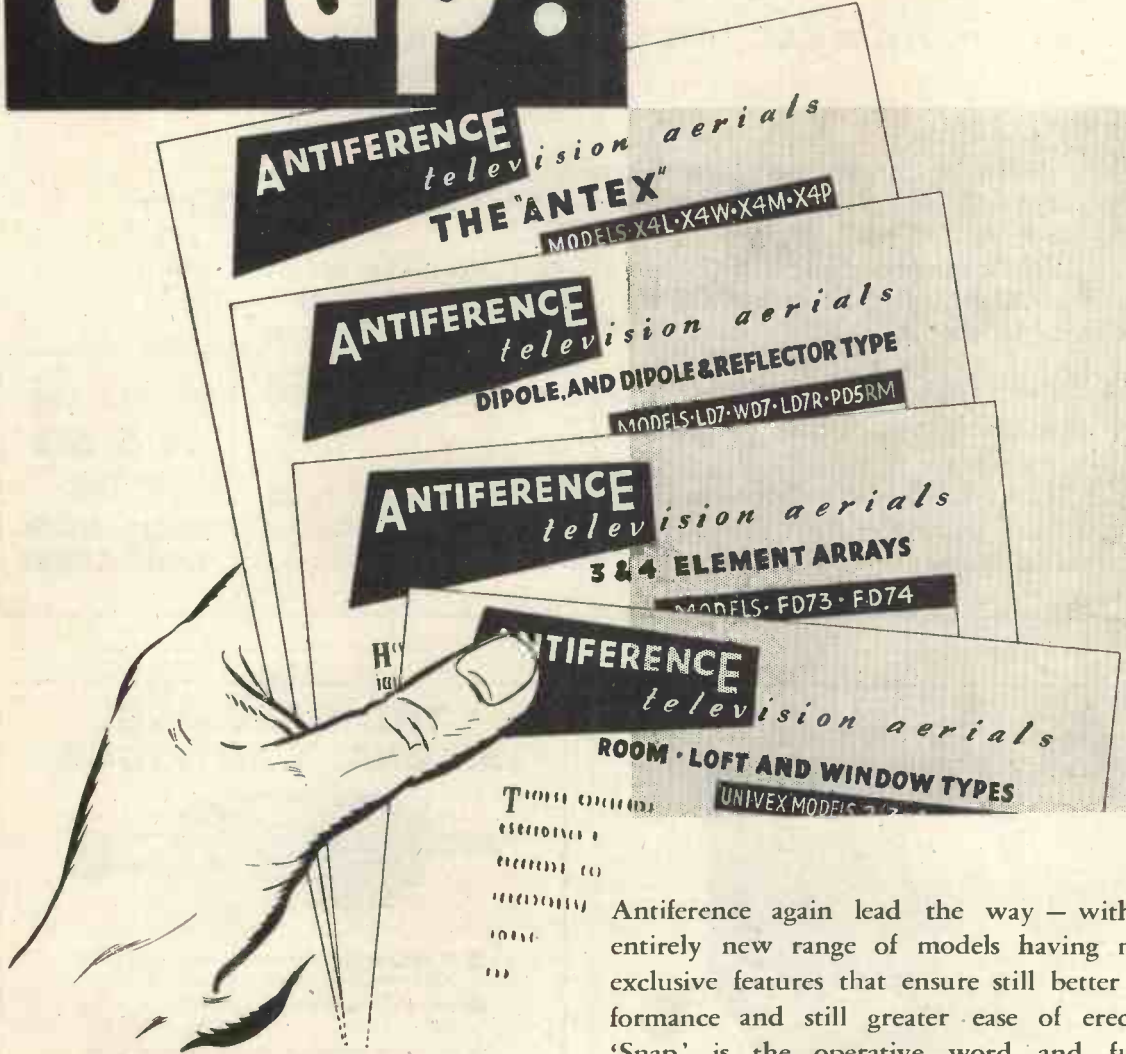
McELROY-ADAMS MFG. GROUP LTD.

(Sole concessionaires U.K. for Hallicrafter Communication Equipment
46, GREYHOUND ROAD, LONDON, W.6

Cables: Hallicraft, London

Phone: Fulham 1138/9

Snap!



The new full range is being exhibited on

STAND NO. 53

THE RADIO SHOW

EARLS COURT—Sept. 1st.—12th.

Antiference again lead the way — with an entirely new range of models having many exclusive features that ensure still better performance and still greater ease of erection. 'Snap' is the operative word and future announcements will tell you why. Descriptive leaflets are now coming off the press, write today for your copies.

ANTIFERENCE

Aerials

ANTIFERENCE LIMITED, BICESTER ROAD, AYLESBURY, BUCKS.
 67 BRYANSTON STREET, LONDON, W.1.

BAKER'S 'Selhurst' RADIO

24, DINGWALL ROAD, CROYDON, SURREY

WHY be content with second rate Sound Production ?

MOVE with your times and instal a BAKERS Loudspeaker in your home.

OUR range of units is extensive and ever increasing, and does ensure satisfaction for all tastes and purposes, whilst our Policy of **DIRECT SALES** to the Public assures the best possible prices, within the means of all.

CLIENTS, old and new, can be assured of the most cordial welcome at our stand.

DEMONSTRATIONS will be given of our various models, and more particularly of our **NEW 15in. 30 WATTS AUDITORIUM** which we are proud to introduce as a unit of unsurpassed quality.

SEE OUR STANDS

14 & D15

AT THE

**RADIO SHOW
EARLS COURT**



A new V.H.F. TRANSMITTER OUTPUT METER

Measures RF power up to 10 watts max. at a maximum frequency of 200 Megacycles.

SALIENT FEATURES :-

- ★ TWO RANGES : 0-3 watts and 0-10 watts.
- ★ IMPEDANCE : 50 ohms. ★ MAX. FREQ. : 200 Mc/s.
- ★ POWER SUPPLY : 200/250v. 50 cycles.
- ★ WEIGHT : 10 lbs. nett. ★ DIMENSIONS : 13" x 9" x 8".

This instrument is ideally suited for measuring conveniently and accurately the power output of small V.H.F. Transmitters in the frequency band of 10 to 200 Megacycles. **PRICE £39-10-0**

HATFIELD INSTRUMENTS LTD.
175 UXBRIDGE ROAD, HANWELL, LONDON, W.7
Telephone: EALING 0779/9857

THE GOLDRING MAGNA CARTRIDGE



- A magnetic Turnover Cartridge with high output and cantilever styli.
- Entirely new principle. (Pat. applied for.)
- Output comparable to crystal pick-ups.
- Cantilever styli give minimum record wear and eliminate needle-talk.
- Styli easily replaceable.
- Smooth extended frequency response on both standard and L-P. records.
- The ideal replacement Cartridge for 3-speed record changers and units.

Of special interest to the designer of new equipment.

Write for full technical information to :-

ERWIN SCHARF

49-51a, DE BEAUVOIR ROAD N.1

Telephone: CLIssold 3434-5-6

BAIRD

TRS/I FOR


SUPERSONIC

RECORDING



MODEL TRS/I

This new Baird Tape Recorder, the TRS/I, embodies a precision two-speed tape mechanism which can be adapted to meet innumerable professional and industrial requirements. The basic unit is supplied to run at any two standard speeds in a ratio of 2 : 1 and can be fitted with various combinations of single and double track heads. A single gated lever controls all tape movements, including forward synchronous running, and forward and reverse spooling at infinitely variable speeds of up to 300 in. per second. The time indicator, calibrated in seconds, is fitted as standard.



Complete with microphone and tape **65 gns.**

THE NEW
BAIRD
SOUNDMASTER
TAPE RECORDER

The simple, trouble-free operation of Baird Tape Recorders, already proven in home, office, studio and classroom, is now continued in this new version—the "Soundmaster". Recordings can be played back immediately and stored for future use with clarity of reproduction unimpaired. Or, if required, the previous recording can be automatically erased and the tape used afresh.


Twin track technique, each 1,200 ft. reel giving one hour's recording; excellent response between 50 and 10,000 c.p.s., and single control operation of motors. Rewind time is only 45 seconds. The "Soundmaster" can be modified for office use or other special requirements. Complete with table microphone and high coercivity tape.

BAIRD TELEVISION LTD., LANCELOT ROAD, WEMBLEY, MIDDLESEX

BETTER RECEPTION with Aerialite AERIALS

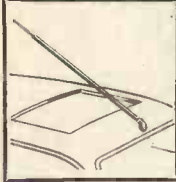


RADIO AERIALS—The signal pick-up qualities of Aerialite radio aerials are well known. The "Mastatic" and "Antistatic" vertical rod aerials ensure interference-free reception on all wavebands. The "Trapeze" and "Anomast" aerials are inexpensive and very effective. For horizontal radio aerials Aerialite all-copper "Aerial Wire" is still supreme. Prices for Aerialite aerial wire are:—50ft. 4/-, 75ft. 6/-, 100ft. 7/6.



TELEVISION AERIALS—The Aerialite range covers all types from the "AERFRINGE" 3 element folded dipole aerials (illustrated) to the "AERADOOR" room or receiver mounting single dipoles. Designed to give maximum electrical performance and robust mechanical construction. Prices from 13/6. There is a model to suit all locations and all pockets. The Dublex (as supplied to the B.B.C.) is competitively priced at £4/8/6.

DO NOT FAIL TO SEE THE



CAR AERIALS—Whatever the make of car, there is a suitable Aerialite car aerial made to provide high gain trouble-free radio reception. Types available for header, scuttle, wing or under-the-car mounting. All fully weatherproofed. Model 17 (illustrated) for header-mounting, with telescopic aerial tubes, fully chromed and water-proofed. Price 32/6.



ACCESSORIES—Aerialite manufacture all accessories for use with aerial equipment. Including—Mains Suppressors, H.F. Coaxial and Balanced Twin Feeder Cables, Coaxial Plugs and Sockets, Connector Boxes, Gutter Brackets, Line Connectors, Earth Rods, etc.

AERIALS ON STAND 79

WE SHALL BE AT THE
RADIO SHOW
EARLS COURT
SEPT. 2-12

★ The safeguard for all receivers.
The new Aerialite Neon LIGHTNING ARRESTOR.
AERIALITE LTD.
STALYBRIDGE, CHES.

Aerialite AERIALS



THE ELPICO TAPE AMPLIFIER MODEL AC/54



Matches all popular Tape Units.

- OUTPUT : 4 watts. 1 per cent. distortion.
- FREQUENCY RANGE : 40-12,000 c/s.
- INPUT : 1 millivolt.
- HIGH OR LOW IMPEDANCE RECORDING HEAD SUPPLIES.
- MANUAL OR AUTOMATIC tape unit switching catered for.
- INPUTS for Mic., Gram., Radio, P.E.Cell, Telephone Attachment.
- CONTROLS : Volume, Treble Lift/Cut, Bass Lift/Cut/On-Off. Recording Level Indicator, Record/Playback Switch.

For A.C. mains 200-250 volts.
Obtainable through usual channels ; in case of difficulty please write direct.
Price £16/16/-

Descriptive leaflet available from:—
LEE PRODUCTS (Great Britain) LIMITED
Elpico House, Gt. Eastern St., E.C.2.
Tel. : Bishopsgate 0444-5-6. Grams. : Leprod, Ave., London. Cables : Leprod, London.

BROOKES Crystals



mean DEPENDABLE frequency control

● Illustrated above are two Type G Crystal units from a range covering 100 kc/s to 500 kc/s and 3 Mc/s to 20 Mc/s.

All Brookes Crystals are made to exacting standards and close tolerances. They are available with a variety of bases and in a wide range of frequencies. There is a Brookes Crystal to suit your purpose—let us have your enquiry now.



Brookes Crystals Ltd.
Suppliers to Ministry of Supply, Home Office, etc.
10 STOCKWELL ST., GREENWICH, LONDON, S.E.10
Telephone: GREENWICH 1828
*Grams: Xtals Green London. Cables: Xtals London

**For the
amateur
constructor**

**the choice
of the
professional**



**STAND No.
52
RADIO SHOW**

Here will be shown "ENGLISH ELECTRIC" T901 metal tubes and other accessories, as well as examples of "home-constructor" receivers. Advice and technical literature available.

Many well-known circuits have been built around the "ENGLISH ELECTRIC" 16-inch metal tube, latest being the "Super-Visor," designed by Mr. F. J. Camm. Others include the "Tele-King" and "Magnaview" and "View-Master" conversion circuit.


'ENGLISH ELECTRIC'

BRITISH MADE LONG LIFE 16" T901 METAL C.R. TUBE



Lovely to look at
Delightful to hold

Versatility is the keynote of the B50 Series Microphones. Low or high impedance dynamic or crystal types are available with switching to meet any requirements. For recording, announcing or transmitting, they are the answer to the designer's prayer. We will gladly send descriptive literature on request.



VITAVOX  **microphones**

Vitavox Limited, Westmoreland Road, London, N.W. 9

Telephone: COLindale 8671-2-3

RADIO DEALERS & SERVICE ENGINEERS WHO WANT BETTER SERVICE

with valves, components and repairs, should write for our new season's lists.

T.C.C. and Dubilier Capacitors, Tungram and other valves. Erie Resistors and Pots. Colvern Pots. Westinghouse and Brimar Metal Rectifiers, Taylor and Amplion Meters, and dozens of small lines that you always need, but often find hard to get. A FIRST CLASS TRADE SERVICE ON SPEAKER REPAIRS and TRANSFORMER REWINDS. The gen. on how to do your own speaker repairs, in your own workshop, with A.W.F. Cone assemblies, and leave the profit in your own pocket.

OUR NEW SEASON'S CONSTRUCTOR BULLETIN contains all details for The View Master and Tele-King Televisors, Truvox Tape Desk and Amplifier, The A.M.C. 5 valve Receiver kit, AND AS SOON AS RELEASED View Master Wide Angle Scan, AND THE SOUND MASTER YOU'VE BEEN WAITING FOR.

Send Your Trade Card or Billhead with 3d. stamp for our complete lists and latest Bulletin. (Overseas Air Mail 2/-.) CORONATION YEAR IS BONUS YEAR FOR A.W.F.'s CUSTOMERS. A bonus offer each month in our Monthly Bulletin.

A.W.F. RADIO PRODUCTS
TATLER CHAMBERS, THORNTON ROAD,
BRADFORD, YORKS.

Tel : Bradford 24008.

ASK ARTHURS FIRST

Send your enquiries for all Radio and Electrical goods, especially those in short supply.

★ **NEW VALVES**

We have probably the largest variety of valves in the country. Let us know your requirements.

AVO METERS IN STOCK

Avo Model 7	£19 10 0
Avo Model 8	£23 10 0
Signal Generator, Mains and Battery Models	£30 0 0
Electronic Test Meter	£40 0 0
Valve Characteristics Meter	£60 0 0
★ Cossor Oscilloscopes Models 1035	£93 10 0
	1049 £132 0 0

Also full range **TAYLOR METERS**. List on request.

VALVE MANUALS


Mullard	5 0
Osram	5 0
Brimar Nos. 4 & 5	5 0
	each.
Mazda, Part 2	2 0
Mullard Valve Replacement Guide	2 6
Amateurs' Guide to Valve Selection by Mullard	1 6
Postage 6d. each extra.	

Leak Point 1 Amplifiers	£28 7 0
Leak Pre-Amplifiers	£9 9 0
Leak Tuning Unit	£35 6 3
Wearite Tape Deck	£35 0 0
Grundig Tape Recorder	
two-speed	£84 0 0
Recording Tapes: E.M.I., G.E.C. and Scotch Boy, 35/- each.	
Ferrovoice Tape, 1,200ft. on 7in. spool 22/6 only (plus 9d. postage).	
Terms C.O.D. or Cash with order. Goods offered subject to being unsold and to price alteration.	

Arthur's EST. 1919
PROPS: ARTHUR GRAY, LTD.

GRAY HOUSE, 150-152 CHARING CROSS ROAD, LONDON, W.C.2
TEMPLE Bar 58331/4 and 4765. Cables: TELEGRAY, LONDON

for all types of T.V. test equipment



TELEQUIPMENT MONOSCOPE SIGNAL GENERATOR

The illustration shows a complete installation for factory T.V. testing. The equipment comprises the Monoscope unit, producing the standard Test Card "C," together with five Vision and five Sound transmitters each crystal controlled.

The Monoscope tube used is completely free from microphony, interference, and other effects usually associated with this type of apparatus.

The equipment is also available for 525 and 625 lines.


We shall be pleased to quote for variations of this equipment to meet individual requirements.

TELEQUIPMENT WG/4 PATTERN GENERATOR

The WG/4 is a fully portable Pattern Generator designed for the service engineer. Weighing only 15 lbs., it provides a fully interlaced Test Pattern at any frequency in the range 40-70 Mc/s. The pattern gives a complete check of receiver performance and allows all adjustments to be made without reference to a transmitted programme.

The synchronising waveform is identical with that transmitted by the B.B.C.

Also available for 525 and 625 lines.



consult

TELEQUIPMENT LIMITED

1319a HIGH ROAD · WHETSTONE · LONDON · N.20

PHONE : HILLSIDE 9044

Specialists in T.V. test equipment



A Sky-mast means aerial view

45ft. Special Patent Mast. As the 55ft., but the more easily erected on roofs and awkward places. Price on application.

55ft. Special Patent Mast. Varying models meet the demands of exposed positions or limited space. Prices on application.

25ft. "Chimney Kit." No guys stretching over roof. No holes needed in brickwork. Kit arranged for fitting to any domestic chimney without extras. Price on application.

On many occasions, the overriding problem which faces the Television Dealer, is that of obtaining "aerial view," i.e., mounting his aerial sufficiently high to give him a strong clean signal, free of interference. This frequently involves the need of a mast and here SKY-MASTS have all the answers. Write today, asking for brochure and detailed leaflets on our complete range of masts; and don't forget to send us your mast problems.

40ft. Mast. Easily erected. 401. Two sets 3 guys. 402. Two sets 4 guys. Sherardized Base Plates supplied if required. Prices on application.

25ft. Mast. Easily erected. 251. One set 3 guys. 252. One set 4 guys. Sherardized Base Plates supplied if required. Prices on application.

SKY-MASTS

BEADON ROAD, LONDON. W.6.

Tel: Riverside 1124

★ ENGLAND'S SMALLEST TRANSFORMER



Keeping pace with modern developments, Belciere have developed a range of small and miniature transformers for all input, output and interstage purposes. The type "O" transformer, shown above approximately full size, has been specially designed for an all-transistor hearing aid. It measures only $\frac{1}{2}$ in. x $\frac{1}{2}$ in. x $\frac{1}{2}$ in. Inductance 4 H at 0.4 mA. Mumetal core. Supplied with screening can if desired. Write for literature covering full range.

JOHN BELL & CROYDEN 117 HIGH STREET OXFORD

G. WHITAKER & SON

Manufacturers of
LEATHERCLOTH COVERED CASES
of all descriptions:—

PORTABLE TAPE RECORDERS
GRAMOPHONE PLAYERS
RECORD STORAGE CABINETS
RECORD CARRYING CASES ETC.

Send for details and prices.

5-5A, Lorrimore Buildings, Olney Road,
Walworth, S.E.17. Phone: ROD: 3730

**TYPE APPROVED VITREOUS WIRE WOUND RESISTORS — QUICK DELIVERY
LOW PRICE**

Labgear

Labgear


Labgear (Cambridge) Limited

WILLOW PLACE, CAMBRIDGE, ENGLAND

Telephone: CAMBRIDGE 2494 (2 lines) Telegraphic Address: "LABGEAR, CAMBRIDGE"

Introducing the *Advance* Magnetizer K.I.

a new facility!



Why no: write today for your copy of Folder S20/W which will tell you more about the Advance Magnetizer K.I.?

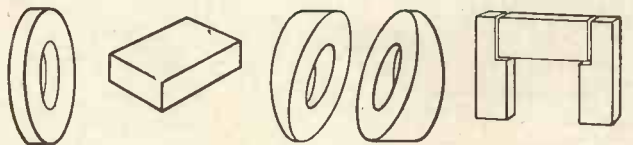


The latest Advance product, the new K.I Magnetizer, offers outstanding advantages to users of permanent magnets, its small size and low cost being important features.

When magnets are used as component parts of equipment, the importance of magnetizing at the last possible stage of assembly cannot be too strongly emphasized, as the large proportion of rejects due to storage and handling is then eliminated.

The K.I Magnetizer will process all materials in current use and the simplicity of its operation makes it ideal for use on the production line.

SOME TYPICAL APPLICATIONS



10 MINUTES TO PERFECTION from Central London

HOLLEY'S — Hi-Fi Specialists

285, CAMBERWELL ROAD, LONDON, S.E.5

Telephone: ROD 4988 — OPEN ALL DAY SATURDAY

HIRE PURCHASE TERMS ARRANGED. SERVICE AFTER SALES. DEMONSTRATIONS DAILY.

AMPLIFIERS



Leak T 12 and TC.....	£37 16 0
Sound Sales and TC.....	£20 0 0
Sound Sales Senior.....	£32 0 0
Q.U.A.D. and TC.....	£35 0 0
Rogers Baby De Luxe.....	£22 10 0
Rogers Williamson.....	£29 5 0
RADIO TUNERS	
Sound Sales A-Z.....	£17 4 0
Chapman S 4.....	£16 0 0
Rogers.....	£24 16 1
Leak V/S.....	£36 1 3
Armstrong 8 Receiver.....	£23 13 0
Q.U.A.D. Pre-set.....	£24 15 0


TAPE RECORDERS AND TELEVISION

Grundig.....	£78 15 0
Grundig Console.....	£99 15 0
Wearite Tape Deck.....	£35 0 0
Truvox Tape Desk.....	£23 2 0
Television by leading manufacturers.	
12in. Models from 57 Gns.	
15in. and 17in. from 75 Gns.	

LOUDSPEAKERS

Wharfedale Super 5 and 8.....	£6 13 3
Wharfedale W 12 C/s.....	£9 15 0
Wharfedale Super 12 CS/AL.....	£16 0 0
Wharfedale W 15 C/s.....	£16 0 0
Wharfedale Golden 10in.....	£7 13 3
Wharfedale 3 Speaker Corner Assembly.....	£83 9 8
Goodmans Axiom 101.....	£6 12 1
Goodmans Axiom 102.....	£9 18 2
Goodmans Axiom 150 Mk. II.....	£10 5 6
Goodmans Audiom 60.....	£8 12 6
Barker Duode.....	£12 12 0
Sound Sales P.I. in Cab.....	£14 10 0
Voigt Corner Cabinet.....	£47 0 0
Lowther Voigt PM 2 Unit.....	£35 0 0
Tannoy 15in. Dual Concentric.....	£33 10 0
Tannoy 12in. Dual.....	£27 10 0

CABINETS to house all types of High Fidelity Equipment. Prices on application.



PICKUPS AND AUTOCHANGERS

Decca XMS with new type H Hi-Fi-Head.....	£6 9 3
Connoisseur P/U with head.....	£5 19 3
Extra heads.....	£3 6 3
Connoisseur 3-speed Motor.....	£21 17 3
Garrard 75a less head.....	£13 10 0
Garrard 80, less head.....	£15 3 3
Garrard 201 B.....	£22 14 0
Garrard T. 3 speed.....	£10 0 2
Collaro Studio type O or P.....	£4 0 8

M. R. SUPPLIES Ltd.

Offer from stock the following completely reliable material, all brand new and perfect. Quantities limited—early application advised. Prices nett.

F.H.P. MOTORS (Shaded Pole), 200/250 v. A.C. Torque, 400 grm./cms. Size: 3in. dia., 3in. long, shaft 1/8in. dia. prof. lin., silent running. Ideal motors for tape recorders, fans, stirrers, etc., 22/6 (des. 1/-). Also a quantity, same style, for 100/125 v. A.C., same price.

RECTIFIER UNITS. Input 200/250 v. 50 c. 1 ph. Output 200/220 volts 2 amps. (continuously rated with ageing tape). Fitted 0/3 ammeter, sliding resistance, fuses and 4-pos. control switch. In steel housing 30in. high, 18in. deep, 18in. wide. Ex-Govt. in new condition, £34 (despatch mainland 18/-).

G.E.C. MINIATURE CRYSTAL CALIBRATORS (final small supply). Operation 200/250 v. A.C. For frequency calibration in 100 Kc. steps from 100 Kc. to 40 Mc/s. Mod. at 400 c/s. switched in if desired. With vacuum mounted crystal, basis 100 Kc/s. 8 1/2in. x 6 1/2in. x 2 1/2in. List 12 gns. Brand new, £25/5/- (des. 2/-).

REDUCTION GEAR BOXES. Ratio 3/1. Transmission up to 1/8 h.p., housing 7 1/2in. x 6in., 67/6. Also same ratio, trans. up to 1/4 h.p., 75/- (despatch either 2/6). Ratio 150/1 trans. up to 1/8th h.p., housing 5 1/2in. x 5 1/2in., 49/6 (des. 2/6). Ratio 300/1 trans. up to 1/10th h.p., housing approx. 3in. cube, 45/- (des. 1/6). Also Variable Gear Boxes, 4-0-4/1, infinitely variable from 1.5/1 to 4/1 with reversing action, trans. up to 1/20th h.p., precision made, housing 7in. x 4in. x 4in., 63/- (des. 2/6). Various other models available—further details, with sketch, on request, but quantities limited.

REDUCTION GEAR MOTORS, Universal A.C./D.C. 220/240 v. Reversible and capable of speed control by external variable resistance. Average overall length 8in. Four models from stock, final speed (A) 100 r.p.m., (B) 50 r.p.m., either 25/17/6 (des. 2/6), (C) double reduction, 10 r.p.m. and (D) 1 r.p.m., either 26/18/6 (des. 2/6). Also Permanent Capacitor/Induction type with single reduction gear box, 230/250 v. 50 c., average overall length 7 1/2in., Reversible. Available from stock in the following final speeds (four models): (E) 16 r.p.m., (F) 33 r.p.m., (G) 46 r.p.m. and (H) 92 r.p.m., any one, 29 (des. 2/6). Also double reduction models with final speeds ranging from 0.2 r.p.m. upwards with final torque up to 10 lb./in., details on request, £11/10/- (des. 2/6). All of these motors are new and guaranteed—many other requirements can be satisfied.

HIGH SPEED MOTORS. 230/240 v. 50 c. Approx. 1/8th h.p., 15,000 r.p.m., suitable for sanders, high-speed drilling, polishing, buffers, etc., size of body 7in. long by 5in. dia., shaft 1 1/2in. proj. x 1in. dia., 55/- (des. 3/-). Also a few left of the G.E.C. 1/4 h.p. capacitor/induction motors, ball-bearing, 1,440 r.p.m., new in maker's wood boxes, 26/6/- (des. 6/-).

MOTOR REVERSING SWITCHES, 2-pole C.O., up to 1/4 h.p. with lever arm, in metal housing 5in. x 5in. x 4in., extremely well made, 22/6 (des. 1/6).

STUD SWITCHES, with 20 stud taps, panel 5in. square, by 2in., with laminated switch arm, new, boxed, 8/8 (des. 1/-).

MICROAMMETERS—very special offer of brand new instruments in projection housing 3 1/2in. dia. by 5in. proj., exceptionally suitable for bench work. Deflection 0/50 Microamps D.C., 1st grade m/coil, 49/6 (des. 1/6).

SYNCHRONOUS CLOCK MOVEMENTS, 200/250 v. 50 c. With spindles for hours, minutes, seconds hands, in dust cover 3 1/2in. dia. by 2in. deep, with flex. ready for use, 27/6 (des. 1/-). Set of three hands for 5/7in. dial, 2/-.

Illustrated lists on request: Philips Variable Transformers, G.E.C. Miniature Crystal Calibrators, B.F.L. Measuring Instruments, Synchronous Timing Devices.

M. R. SUPPLIES, Ltd., 68 New Oxford St., London, W.C.1

Telephone: MUSEum 2958

HANNEY of BATH offers

CATHODE RAY TUBES. All prices include tax.

MULLARD	
MW6-2, projection tube.....	£8 6 10
MW22-16, 17 or 18, 9in.....	£12 10 3
MW31-16, 17, 18 or 74 (grey filter screen), 12in.....	£16 13 8
MW36-22 and 24, 14in. rectangular.....	£19 9 3
MW43-64, 17in. rectangular.....	£23 12 8

BRIMAR	
C.12B, 12in. aluminised.....	£17 14 6
C.12FM, tetrode with ion trap.....	£16 13 8
C.14BM, 14in. rectangular, aluminised.....	£20 10 0
C.17BM, 17in. rectangular, aluminised.....	£24 13 6

MAZDA	
CRM.122 and CRM.121B, 12in.....	£16 13 8
CRM.123, 12in. aluminised.....	£17 14 6

COSSOR	
I21.K, 12in.....	£16 13 8
85.K, 15in.....	£20 17 0

FERRANTI	
T12/44, T12/54, T12/91 and T12/92, 12in.....	£16 13 8

G.E.C.	
6504A and 6505A, 9in. aluminised.....	£13 11 1
6705A and 6706A, 12in. aluminised.....	£17 14 6
7102A, replaces 6705A, 12in. aluminised.....	£17 14 6

ENGLISH ELECTRIC	
T900, T901 and T901B, 16in.....	£22 4 10


Ion Traps for all the above tubes (where applicable), each 5 0
Please add 10/- carriage, packing and insurance to all tube prices, any excess being refunded. All tubes despatched per passenger train at Railway's risk.

AVAILABLE SHORTLY. Constructor's envelopes for the new **WIDE ANGLE VIEWMASTER** and the **SOUNDMASTER TAPE RECORDER**, both being designed by the designer of the Viewmaster. May we send you details?

VIEWMASTER, TELEKING, MAGNAVUEW and WILLIAMSON AMPLIFIER. All components still available as previously advertised. Send 6d. in stamp: for our new **COMPONENTS CATALOGUE** now.

L. F. HANNEY
77, LOWER BRISTOL ROAD, BATH
Tel. 3811

Ultrasonic Power for Industry



L.F. Ultrasonic Generator type E.7590

MULLARD, pioneers in the application of ultrasonic power to industry, now make available the first of a range of h.f. and l.f. ultrasonic generators that provide from 50W — 1kW ultrasonic power at frequencies in the range 15 kc/s to 2 Mc/s.

These equipments are already being successfully applied to such processes as the tinning of aluminium and its alloys, the rapid cleaning of small engineered parts that are either inaccessible or that require delicate treatment, and the dispersion of particles in liquid media.

In addition to these proved applications, high power ultrasonics offers interesting possibilities in research projects where cavitation phenomena or high particle velocities are required.

Research workers and development engineers wishing to investigate the application of ultrasonics to their own particular problems are invited to take advantage of the Mullard advisory service on ultrasonics at the address below.


L.F. Ultrasonic Generator type E.7590



Mullard



SPECIALISED ELECTRONIC EQUIPMENT



VISIT STAND N°54
 at the
RADIO SHOW
 September 1st - 12th 1953
 Earls Court
 for the latest developments on
METAL RECTIFIERS

Newly developed Power rectifiers, mini-ature EHT rectifiers, Germanium Crystal diodes and special units for working in high ambient temperatures will be of especial interest to the technician, whilst the more general types will be liberally displayed for the benefit of the home constructor.

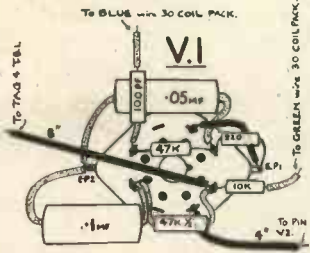
WESTINGHOUSE
WESTALITE
METAL RECTIFIERS

Dept. W.W.9.

WESTINGHOUSE BRAKE & SIGNAL CO. LTD., 82 York Way, King's Cross, London, N.1.

BE AN EXPERT!

with our HOME CONSTRUCTOR'S HANDBOOK



This very small reproduction of a sub-assembly from one of our series of unique LIFE-SIZE, "EASY AS-A. B. C." CONSTRUCTION SHEETS* illustrates how really simple radio assembly can be for the Home Constructor! If you have average ability and could wire this simple unit then you could tackle any, or all, of our LARGE RANGE OF GUARANTEED OUTFITS knowing that with OUR system failure is impossible!!

All components supplied by us are fully identified with our sheets* and circuits, which together with our unique construction system, enables all of the following circuits to be built from a minimum of standard interchangeable components.

- 3V 3 Band FEEDER ● 4V 3 Band FEEDER "Norm/HiFi/Gram"
- 5V 3 Band SUPERHET AC ● 5V 3 Band SUPERHET AC/DC
- 6V 3 Band SUPERHET AC ● 6V 3 Band SUPERHET AC/DC
- 3V 2 Band "Local Station" HiFi FEEDER ● FEEDER AMPLIFIER/POWER PACK ● MAGIC EYE UNIT ● SIGNAL TRACER
- 5 Watt Quality AMPLIFIER ● 10 watt p-p Quality AMPLIFIER
- SIGNAL GENERATOR, etc., etc., etc.

In our NEW Home Constructors Handbook there are DETAILS for construction, LARGE blue-print circuits, COMPLETE parts lists and technical descriptions, of these famous circuits, also Set Building Hints, Servicing Hints, Facts and Formulae, Resistance Colour Code, Symbols, Data, etc., etc. AND our current Catalogue ALL FOR THE NOMINAL SUM OF HALF-A-CROWN!!

Printed on glossy art paper this famous publication contains many advances over previous issues; is profusely illustrated throughout its 46 pages and should definitely be in every radio man's Den. DON'T DELAY, SEND FOR YOUR COPY TO-DAY! Over 80,000 copies now sold!

Obtainable only from:

RODING LABORATORIES
 (Dept. W9), BOURNEMOUTH AIRPORT, HANTS.

It's a classic - this

SOUND MASTER
 TAPE RECORDER



You can depend on Classic the T/R Specialists to supply everything you want to build this superb instrument. ORDERS WILL BE MET IN STRICT ROTATION. Send us your name and address today to assure prompt and immediate attention.

- ALL PARTS EXACTLY AS SPECIFIED BY THE DESIGNERS
- ALL PRICES EXACTLY AS ADVERTISED BY THE MANUFACTURERS
- PROMPT DELIVERY

H.P. FACILITIES ALLOW YOU TO START BUILDING WITHOUT DELAY OR HEAVY OUTLAY

ORDER YOURS NOW

send for details now

CLASSIC ELECTRICAL CO LTD.
 352-364, LOWER ADDISCOMBE RD., CROYDON, SURREY.
 Phone: ADDiscombe 6061-6062

CLASSIC DEVELOPMENTS IN HI-FI EQUIPMENT

CLASSIC PICK-UP ARM

PRO. PAT

★ Introductory Announcement



- ★ 100% PERFECT TRACKING
- ★ LESS WEAR ON RECORD AND STYLUS
- ★ IMPROVED REPRODUCTION

We are shortly releasing the ideal Hi-Fi pick-up arm designed to conform with the exacting requirements of modern record reproduction. It affords perfect linear tracking with controllable weight on stylus down to zero grammes. Hand-engineered to meticulous precision standards, the Classic Pick-Up Arm is designed to take a variety of heads. Fully adjustable to suit all mounting requirements. This Arm recommends itself to the specialist as well as for laboratory research and test use. On show at the Radio Exhibition at our Stand No. 210. Leaflet on application. Price and release date to be announced.

With large and up-to-date stocks and technically expert staff familiar with the latest developments in modern equipment, CLASSIC ELECTRICAL offer the Hi-Fi specialist unequalled service and satisfaction. Send us your enquiries, without obligation.

- **WORLD-WIDE SERVICE**
We despatch to all parts of the world. Correct rates of exchange allowed. Exact transport rates only are charged. Satisfaction guaranteed. Purchase Tax not charged on goods sent overseas.
- **H.P. FACILITIES**
Available on orders value £10 or more to customers in Great Britain. Minimum deposit, one-third total value of order. Balance by 12 or more monthly payments.

IN STOCK FOR DELIVERY NOW

LOUDSPEAKERS		AMPLIFIERS	
VITAVOX Klipschorn	£145 0 0	LEAK Point One	£28 7 0
ACOUSTICAL Corner Ribbon	£95 0 0	ACOUSTICAL Quad	£35 0 0
W.B. Duplex 12in.	£22 10 11	ROGERS R.D. Minor	£11 10 0
TANNOY Dual Concentric, 15in.	£33 10 0	ROGERS Junior de Luxe	£23 0 0
Ditto, 12in.	£27 10 0	GOODSELL Williamson	£36 0 0
GOODMAN Axiom 102 8in.	£9 18 1	GOODSELL M.A.5	£13 10 0
GOODMAN AXIOM 105 12in.	£10 5 6	GOODSELL M.A.15	£19 10 0
NOTICE—In accordance with the ruling whereby P/Tax is no longer charged on 12in. speaker units, ALL EXISTING STOCKS OF THIS SIZE SPEAKER WILL BE SOLD TAX-FREE.			
PRE-AMPS, TUNERS, ETC.		MOTORS, CHANGERS, PICK-UPS	
LEAK Varislope	£12 12 0	CONNOISSEUR 3 speed	£21 7 3
LEAK Steep Cut Filter	£5 10 0	GARRARD 201/B/5	£22 14 8
LEAK Radio Tuner	£35 0 0	GARRARD Auto-Changer RC/80/AC with Decca X.M.S. Heads	£20 8 3
ACOUSTICAL Tuner	£24 0 0	B.S.R. Monarch Auto-change with T/O head	£16 10 0
E.M.G. Variable Steep Cut Filter	£4 10 0	DECCA X.M.S. Pick-up, with two heads (all values)	£6 13 3
GOODSELL Pre-Amp U/TC	£8 15 0	Ditto with diamonds	£14 8 0
GOODSELL Pre-Amp F/U/TC	£12 12 0	COSMOCORD G.P.20	£3 6 1
GOODSELL S.P. Tuner	£19 5 0	COSMOCORD G.P.19 L.P. Head	£2 0 0
		LEAK Moving-Coil (78 or L.P.)	£11 11 0
		Ditto with diamond	£17 10 0

CLASSIC HI-FI DE LUXE GRAMOPHONE ASSEMBLY

Here is a scheme produced for the demanding enthusiast who wants the finest standards, yet who may not have all the facilities for building his own instrument throughout. It allows him to build a handsome 100% quality gramophone or radiogram to his own personal requirements. A typical assembly is indicated here. Alternative combinations of equipment can always be suggested.



CLASSIC HI-FI CABINET. Slightly sloped front, supplied cut to requirement, heavy motor-board, and lined lid, attractive hinged doors; ventilated full back, rich burr-walnut finish; 30in. x 20in. x 20in.

Ditto, straight-grained walnut	£36 0 0
Leak Point One Amplifier	£30 0 0
Leak Varislope Pre-Amp	£28 7 0
Leak Radio Tuner	£12 12 0
Garrard 3-speed Auto-changer RC/80/AC with two Decca X.M.S. heads	£35 0 0
	£20 8 3

H.P. TERMS AVAILABLE.

"DAILY EXPRESS" ADOPTS "T/R"

The organisation referred to in its enthusiastic article about tape-recording in the home ("Daily Express," 6th July, 1953), is Classic Electrical who, you will remember, introduced the title "T/R" last month. Another classic example of Classic progress!

T/R EQUIPMENT

Our vast stocks of modern Tape Recording Equipment and special T/R Show-rooms are acknowledged as the finest in the country to-day. Technical advice gladly given without obligation. Send for latest T/R List.

In the event of differences between prices quoted here and those quoted by the manufacturer, the latter will be deemed operative at time of supplying.

FREE LISTS Send us your name and address, and we will put it on our mailing list. Please let us know what your particular interest is, and it will be noted accordingly for future reference.

CLASSIC ELECTRICAL

352-364, LOWER ADDISCOMBE RD., CROYDON, SURREY. CO. LTD.

Telephone: ADDISCOMBE 6061-6062

Bus—12, 54, 59a, 725 (Green Line)

WE ARE SHOWING
AT THE
RADIO EXHIBITION
STAND No.
210
FIRST FLOOR



Seeing is believing—

then see NERA, the leading big-screen equipment for yourself.

Special demonstrations

are being arranged throughout the country.

We shall be pleased to include

your request in our programme.

Write now or just send your card

marked "Dem" to:—

Aren (Radio & Television) Ltd., High Street,

Guildford, Surrey.

—and judge

NERA

BIG-SCREEN TELEVISION

for yourself

LEWIS RADIO COMPANY

for

COMPONENTS Send for FREE comprehensive 40pp catalogue.

AMPLIFIERS Send for details of 5 or 4½ Watt models

CHASSIS Illustrated leaflet on our radiogram chassis available FREE.

TAPE RECORDERS Send for details of our latest model.

T/V KITS & CHASSIS Send for OUR Viewmaster and Teleking Price List.

CABINETS

Pictured here is our latest T/V cabinet at **£15. 10. 0**

Full details of our range which includes Table, T/V, Radiogram and loud-speaker cabinets are available on request

Comprehensive cabinet catalogue available FREE. Cabinets made to individual specification.



120 Green Lanes, Palmers Green, London, N.13

BOWes Park 6064

SOUND ENGINEERS TO **LEEVEES-RICH** THE FILM INDUSTRY

LeeRaser


THE ORIGINAL
ULTRA RAPID
TAPE DEMAGNETIZER

MODEL B

(as illustrated)

MODEL C

(for large professional spools)



Trade Enquiries Invited.

LEEVEES-RICH EQUIPMENT LTD.,
80 WARDOUR STREET, LONDON, W.1. GER. 4502.

PHIL-TROL SOLENOIDS

6 v. — 460 v., A.C. and D.C. versions



Now made in England.

The first of this very popular range of solenoids or actuators is the small types 41 & 42. Now in Production.

Samples now available of the larger types 38 and 39.

WRITE FOR PAMPHLETS AND DETAILS:—

PHILLIPS CONTROL (G.B.) LTD.
273 Farnborough Road, Farnborough, HANTS.

Telephone: Farnborough 1120

WE PAY TOP PRICES

FOR
**AMERICAN SURPLUS
 ELECTRONIC EQUIPMENT**
Any Quantity or Condition

LOOK AT THESE EXAMPLES

for equipment in good condition

- SCR291, complete £350
- Receiver R54/APR4 with all tuning units £135
- Transmitter ET4336 £110
- Receiver BC348 (R model only) £25
- Frequency Meter TS/175 £80
- TX/RX RT18/ARCI £50
- Test Set TS13 £100
- Valves 723A/B £3

We pay similar Remarkable Prices for
RECEIVERS. APRI, R89B/ARN5, R5/ARN7, BC342, BC312, BC1147, R65/APN9.

TRANSMITTERS. ART13, BC640, BC610, BC1149.

TRANS/RECEIVERS. TCS, SCR522, ARC3.

INDICATORS. ID6B/APN4, R65/APN9, BC1151, BC1152, BC1159, I-81A, I-82A, MC412.

TEST SETS. Any unit with prefix "TS." I-100, IE19, BC638.

MODULATORS. BC1091, BC1142, MD5C/APS3.

SYNCHRONISER. BC1148.

POWER UNITS. RA34, RA42, RA88, RA90, PE158, MG149, PE98, DM28.

SCANNING UNIT. BC94D.

TUNING UNITS. TN1, TN2, TN3, TN16, TN17, TN18, TN19, TN54, TU5, TU6, TU8, TU10, TU57, TU58, TU59.

CONTROL GEAR. BC1150, JB91, JB95, JB98, JB102, PN31, PN32.

ANTENNA EQUIPMENT. BC223A, RC94, AT4.

VALVES. 723A/B.

And almost every American made unit even if not mentioned above.

Phone us immediately, transfer charge.

Deal with the firm that has been established for twenty-five years and which is by far the largest buyer of Ham Equipment.

ALTHAM RADIO CO.

JERSEY HOUSE, JERSEY ST.

MANCHESTER 4

Tel.: Central 7834/5/6

SUB-MINIATURISATION



HIVAC

THE FIRST TO
 GET DOWN
 TO IT!

XFY 41

Beam Tetrode

Sub-Miniature Output Valve
 with still lower filament current

TYPICAL OPERATION

Filament Voltage	1.25	1.25 V.
Filament Current	10	10mA.
H.T. Voltage	22.5	30 V.
Control Grid Voltage.....	0	-1.2V.
Power Output	1.8	3.3 mW.

The maximum cross-section is only 8 mm. x 6 mm. with a maximum glass length of 35 mm.

A small flat sub-miniature output tetrode with still lower filament current and improved performance at reduced battery voltages.



Hivac Ltd.

Telephone: HARrow 2855
 GREENHILL CRESCENT, HARROW-ON-THE-HILL, MIDDLESEX



WORLD'S MOST WANTED AUTOCHANGER



Music lovers everywhere are demanding the Monarch—the new idea in automatic record changers. Never before have they had such fidelity of tone; completely automatic selection of all records—12", 10" and 7"; such ease of operation and unfailing reliability.

Many leading set makers fit the Monarch as standard—your request for information will bring full details by return.

Birmingham Sound Reproducers Ltd., Old Hill, Staffs. Grams: 'Electronic Old Hill, Cradley Heath.'



VALVES, TUBES & CIRCUITS

9. AN EXPERIMENTAL SPOT-WOBBLE CIRCUIT

The line structure of a television picture is an unpleasant feature, and is emphasized to the point at which it may become intolerable as the focus becomes sharper. The high horizontal definition achieved by good focus can be retained and at the same time the line structure removed by elongating the spot vertically. The most convenient way of doing this is by deflecting the spot vertically at a frequency which is high compared with the line frequency. This is called "spot wobble".

The best circuit arrangement for producing spot wobble depends upon the picture tube used, its associated components, and the layout of the receiver. A good starting point for experiments in this field is provided by the circuit described below. It should be appreciated, however, that if the interlace is not good, or if the spot is astigmatic, or if there is appreciable deflection defocusing, spot wobble is unlikely to effect any considerable improvement. These points should therefore be looked into before attempting to apply spot wobble.

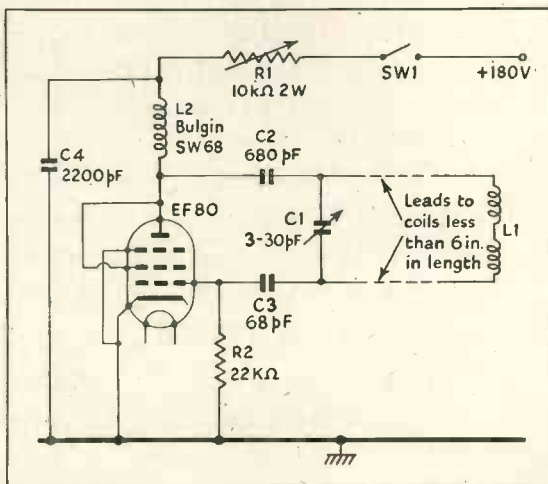
The diagram shows a simple oscillator in which the spot-wobble deflector coils form part of the oscillatory circuit. An EF80 pentode is employed, connected as a triode, and the total drain on a 180 volt H.T. line is about 12 mA.

The amplitude control R1 is used to adjust the elongation of the spot to the condition in which the lines just merge. The switch SW1 permits the spot wobble to be switched off while the normal focus is being adjusted. The spot-wobble deflector coils consist of a pair of saddle windings similar to conventional deflector coils. There is, however, no yoke, and the windings are much smaller, each coil consisting of five turns of 0.018" diameter (26 S.W.G.) enamelled copper wire. These should be wound on a rectangular former $1\frac{1}{2} \times 1\frac{1}{2}$ ". When removed from the former the flat winding is applied to the tube by folding the longer sides round the neck, i.e., with the $1\frac{1}{2}$ " width parallel to the axis of the tube. The two coils are mounted on opposite sides of the tube neck directly behind the normal deflection coils and are connected in series in such a way that their magnetic fields assist each other.

.....

VISIT
MULLARD
AT THE
RADIO SHOW
STAND 91
★
TRADE
DEMONSTRATION
ROOM D7

.....



Reprints of this advertisement together with additional practical hints, may be obtained free of charge from the address below.



MULLARD LTD., Technical Publications Dept, Century House, Shaftesbury Avenue, London, W.C.2

BRITISH MADE
BRIMAR
 VALVES



More reliable

than EVER!

Years of experience in the design and manufacture of Trustworthy special quality valves has resulted in *increased reliability throughout the entire BRIMAR Range.*

New techniques and the more accurate control of vital processes have resulted in manufacture of a more uniform and reliable product and in a lower rate of rejection. This, in spite of the fact that testing is more rigorous.

Reliability is especially important in the modern T/V Receiver which employs four times as many valves as radio and — fewer rejects in the factory will mean fewer failures in the field!

The Brimar 6AM6/8D3 and its direct equivalents the Z77, SP6, EF91 and 6F12 have been some of the most widely used valve types in post-war Television Receivers. Large quantities have been used in the following Manufacturers' sets:—

- | | |
|----------|--------------|
| BAIRD | K-B |
| BUSH | MARCONIPHONE |
| COSSOR | MASTERADIO |
| ENGLISH | McMICHAEL |
| ELECTRIC | PHILCO |
| ETRONIC | PILOT |
| G.E.C. | VIDOR |
| H.M.V. | |

Use the improved BRIMAR 6AM6/8D3

to replace these valves at NO EXTRA COST



now is the time to BRIMARIZE!

Standard Telephones and Cables Limited

FOOTSCRAY · SIDCUP · KENT

FOOTscray 3333




Make a bee-line for



and see for yourself:



First of the  series of pick-ups & cartridges

Hi-g

1 * series of pick-ups & cartridges

A brand new range of inexpensive microphones

2

Acos crystal devices are protected by patents and patent applications in Great Britain and other countries.

**COSMOCORD LIMITED
ENFIELD MIDDLESEX**


* Acos "Hi-g" Pick-ups are the first commercially available pick-ups that will track the highest modulation levels capable of being engraved on either standard or long playing records. They thus add an important advance in pick-up design to the already outstanding reproduction qualities associated with Acos crystal products.



... always well ahead

THE "BELLING-LEE" PAGE

Mechanical improvements and special features in the design of Belling-Lee Television Aerials to be seen at the Radio Show on Stand No. 102



Something Revolutionary in Television Aerial Design.

Improved Designs

This last year or so has seen great improvements in engineering design of T.V. aerials. When television first started, aerials offered by some of the smaller manufacturers were not much better than different assemblies of standard conduit fittings, but makers who did not improve on that standard, quickly fell by the way.

Designs improved all round, and lately, the improvements have been very real. As manufacturers with enormous sales, "Belling-Lee" could afford to spend large sums on tools to mass produce the ingenious castings which keep their aerials well to the fore, presenting a streamlined appearance and considerably easing the task of erection. A most ingenious reflector casting was released last year, which allowed both the reflector elements and the cross arm to be securely held in true alignment by the tightening of one 1/4 in. high-tensile bolt.

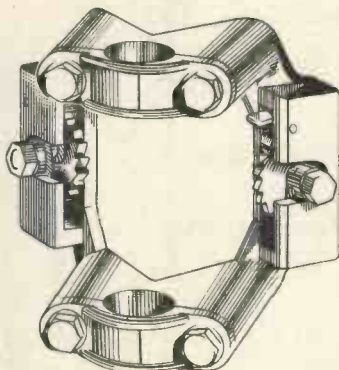
The design is such that the pieces just pull and lock into position, and cannot get out of position afterwards. This one refinement cuts out many minutes of fiddling and is covered by U.K. Patent Nos. 519883 and 677108.

The "Kayrod" Television Aerial

With a performance comparable to that of the well-known "Belling-Lee" Junior "H" series of cranked mast aerials, the "Kayrod," Reg. Design 869286, illustrated top left, has a far higher vision gain than any known aerial in its price range.

The "Kayrod" dispenses with a mast, a lower element serving as the support arm, while ingenious designing has made a cross arm unnecessary. The "Kayrod" is much lighter and easier to erect than most types of television aerials. The "Belling-Lee" ratchet bracket (Reg. Design 869363), is incorporated in the lashing kit, ensuring safe, speedy and sensible chimney fixing, while the insulator is designed to give connections the utmost protection against weather. **PRICES.** Channels 1 and 2, £4/4/-; Channels 3, 4 and 5, £3/19/6.

The "Belling-Lee" Ratchet Bracket



For Safety, Speed and Sense.

This bracket enables an aerial rigger to spend less time on the roof and to make a better job. We have already made our aerial and mast the easiest to wire and assemble—we cannot do very much to simplify cable runs, except to provide the simplest and most efficient outlet boxes and plugs, but we have now improved bracket and lashing design, to make a sounder, speedier and more efficient streamlined job.

Horizontal Aerials with an Uplift

You can increase the diameter and gauge of the elements to uneconomical figures without gaining much. So we tried to put a "set" in the element so that its "droop" would bring it horizontal. From this thought we uplifted the elements considerably and now all "Belling-Lee" horizontal aerials are instantly recognised by their

upswept appearance. They are exceedingly well known around Pontop Pike and Belfast.

Adjustable Mast Head Adaptor

This is invaluable where an aerial is being fitted to a non-standard wooden or metal mast of from 1 1/4 in.-2 in. diameter. The cross arm fits snugly into its slot and is secured by the standard mast cap which pulls the cross arm into position and assures that it is correctly aligned. Feeder arrangements for both metal and wooden masts are provided for.

Tilting Mast Cap

If we felt that there was any general advantage in a tilted aerial we would make them that way. The advantage is the exception rather than the rule, although some people like the look of a tilted aerial.

The "Belling-Lee" tilting mast head adaptor is a beautifully designed job in three castings, calibrated from horizontal to 25°. This adaptor can be used either direct on to a "Belling-Lee" metal mast, or with the adjustable mast head adaptor described above. As a feature of all these castings, true alignment is positive, the parts lock together so that they cannot be out of alignment even through carelessness.




Written 24th July, 1953.

BELLING & LEE LTD
CAMBRIDGE ARTERIAL RD., ENFIELD, MIDD., ENGLAND

MARCONI mobile radio

Marconi mobile radio is the general name for a range of V.H.F. transmitter/receiver equipment designed to work under the most strenuous operating conditions. The range offers a choice of power up to 12W and a wide selection of frequencies to meet all operating requirements.



MARCONI mobile radio

PLANNED • INSTALLED • SERVICED

25 years



unfailing service

1928 *J* 1953
 SILVER JUBILEE

There is 25 years experience behind the design and manufacture of every SAVAGE Transformer. Perhaps this and its conscientious application is the reason why research


workers, enthusiastic amateurs and makers of High Grade Electronic apparatus specify SAVAGE TRANSFORMERS wherever Performance and Reliability are considered.



SAVAGE TRANSFORMERS LTD., NURSTEED ROAD, DEVIZES, WILTS.

Telephone: DEVIZES 536.

First and foremost...



CLAROSTAT †

TYPE '58'

WIRE-WOUND POTENTIOMETER

We are proud to introduce the CLAROSTAT Type 58 Wire-wound Potentiometer, designed by the world's foremost Potentiometer manufacturers and produced for the first time in this country. The type 58 has many features which will immediately appeal to the discriminating user.

FEATURES

- ★ Rated at 3 watts and available in all values up to 100,000 ohms linear.
- ★ Special windings are available to requirements.
- ★ High Grade Bakelite Casing, of rugged construction. Solder Tags heavily silver-plated and of special design making them completely immovable under all conditions.
- ★ Metal cover firmly keyed into Bakelite Casing, cannot loosen or turn. Connected to fixing bush providing automatic "grounding" of cover.
- ★ Obtainable with single or double pole mains switch.
- ★ Dimensions: Diameter, 1 3/4 in. Depth of case without switch, 3/4 in.
- ★ Samples and full specifications available on application.

† Regd. Trade Mark.

WHOLESALE

CLAROSTAT TYPE 58 Wire-Wound Potentiometers are supplied individually packed in attractive printed cartons. Delivery is prompt. Write for price list and details of very attractive trade terms.



Controls and Resistors

METAL PRODUCTS LIMITED.

16, Berkeley Street, London, W.1.

Phone: GROsvenor 5206/7



POST THE COUPON TODAY FOR OUR BROCHURE ON THE LATEST METHODS OF HOME TRAINING FOR OVER 150 CAREERS AND HOBBIES

THE ADVANTAGES OF E.M.I. TRAINING


★ Your training is provided by the only Postal College which is part of a world-wide Industrial Organisation.

- ★ The teaching methods are planned to meet modern industrial requirements.
- ★ We offer training in all subjects which provide lucrative jobs or interesting hobbies.
- ★ The student is taken carefully and thoroughly through his chosen subject.
- ★ A tutor is personally allotted by name to ensure private and individual tuition.
- ★ Free advice covering all aspects of training is given to students before and after enrolment with us.

NEW

LEARN THE PRACTICAL WAY

With many courses we supply actual equipment thus combining theory and practice in the correct educational sequence. The equipment, specially prepared and designed, remains your property. Courses include: Radio, Television, Electronics, Draughtsmanship, Carpentry, Photography and Commercial Art, Amateur S.W. Radio, Electricity, Languages, Mechanics, etc.



PRIVATE AND INDIVIDUAL TUITION IN YOUR OWN HOME

- | | | | |
|--------------------------|-----------------------------------|------------------------------|-----------------------------------|
| Accountancy | Customs & Excise Officer | M.C.A. Licences | Secretaryship |
| Advertising | Draughtsmanship | Mechanical Engineering | Sheet Metal Work |
| Aeronautical Engineering | Dressmaking | Motor Engineering | Shorthand & Typing |
| Automobile Engineering | Economics | Photography | Sound Recording |
| Banking | Electrical Engineering | P.M.G. Licences | Structural Engineering |
| Book-keeping | Electronics | Police Production | Telecommunications |
| Building | Fashion Drawing | Public Speaking | Television |
| Business Management | Heating & Ventilating Engineering | Radar | Time & Motion Study |
| Carpentry | Industrial Administration | Radio & Television Servicing | Tracing |
| Chemistry | Journalism | Refrigeration | Welding |
| Civil Service | Languages | Retail Shop Management | Writing |
| Civil Engineering | Marine Engineering | Salesmanship | Workshop Practice |
| Commercial Subjects | Mathematics | Sanitation | Works Management and many others. |

Also courses for University Degrees, General Certificate of Education, B.Sc.Eng., A.M.I.Mech.E., L.I.O.B., A.C.C.A., A.C.I.S., A.M.Brit.I.R.E., A.M.I.I.A., City & Guilds Examinations, R.S.A. Certificates, etc.

Courses from £1 per month

EMI INSTITUTES

THE ONLY POSTAL COLLEGE WHICH IS PART OF A WORLD-WIDE INDUSTRIAL ORGANISATION

POST THIS COUPON TODAY

Please send without obligation your FREE book,
E.M.I. INSTITUTES Dept. 127k,
 43 Grove Park Road, London, W.4. Phone: Chiswick 4417/8.

NAME

ADDRESS

SUBJECT(S) OF INTEREST

POLYTAGS...lead-through and stand-off insulators

Polytetrafluoroethylene (P.T.F.E.) is an outstanding insulator. It is tough, durable and will not crack or arc. Its dielectric properties are substantially constant over a frequency range of 60 c.p.s. to at least 300 Mc.p.s. and are unaffected by temperature changes between minus 100°C. and plus 288°C. It has zero moisture absorption and is water repellent. It is, therefore, a most suitable material for stand-off and feed-through insulator terminals and has been chosen by Ediswan for this purpose. Ediswan Polytags are available in five types as illustrated below.

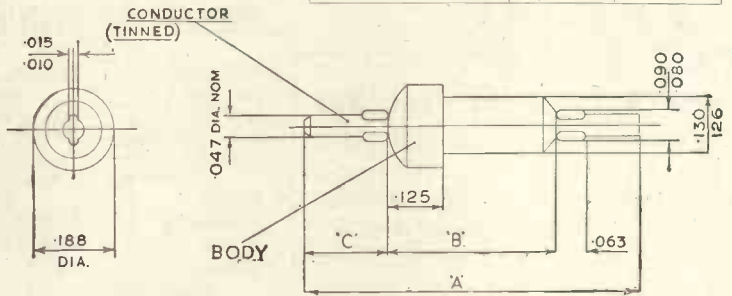
PT 1 & 2. Lead-through



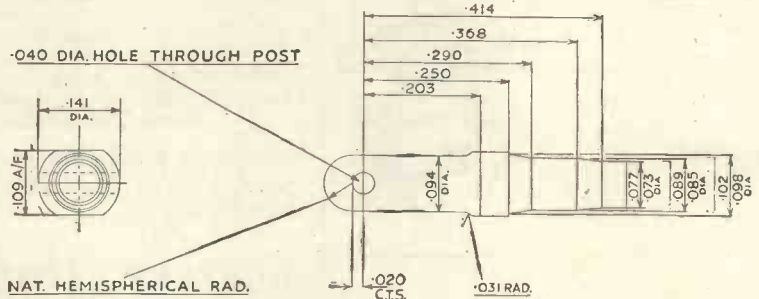
PT 3 & 4. Stand-off



	A	B	C
PT 1	.750	.375	.188
PT 2	.875	.500	.188
PT 3	.563	.375	—
PT 4	.688	.500	—



PT 5. Component mounting



Fixing: Polytags are primarily designed for fixing with a 5 B.A. nut—PT 1—4 or an 8 B.A. nut PT 5. They are self-tapping.

We are equipped to produce components fabricated or moulded in P.T.F.E. to individual specifications and enquiries will be welcomed.

EDISWAN




THE EDISON SWAN ELECTRIC CO., LTD.,

Sales Department P.T.F.E.6, 21 Bruton Street, London, W.1. Telephone: Mayfair 5543

Head Office: 155 Charing Cross Road, London, W.C.2. Member of the A.E.I. Group of Companies

Marconi Television for Canada



Equipment supplied includes:

- Marconi Image Orthicon Cameras
- 5 kW vision transmitters
- 3 kW sound transmitters
- High-gain aerial systems
- Associated monitoring and control equipment

The U.S.A., Italy, Venezuela, Thailand, Canada—these are some of the countries which have specified Marconi television equipment.

In Canada, Montreal and Toronto already possess Marconi television studios installed by the Canadian Marconi Company. The new Marconi Transmitter for Ottawa is an important link in the television chain planned by Canadian Broadcasting Corporation to span the entire country.

Marconi high or medium power transmitters, and high power aeri-als are installed in every one of the B.B.C.'s television transmitter stations.

MARCONI


television transmitting equipment



“In a glass clearly....”

The elements that have conspired to confound man for centuries can now be plotted against—by radar. “Blind” approaches in fog and “dirty weather” are thereby made more safe. And another link is forged in the chain of confidence at sea.

Navigators have faith in their instruments and manufacturers of radar equipment realise their responsibility. They for their part demand from each component the absolute in reliability. Parmeko transformers are often chosen for inclusion in radar equipment for, although their part is small, it is important and for over a quarter of a century Parmeko have proved the strength of their link in the chain of confidence.




PARMEKO of **LEICESTER**

Makers of Transformers for the Electronic and Electrical Industries

*Photograph by kind permission of Decca Radar Ltd.

VORTEXION TAPE RECORDER

FEATURES WORTH NOTING



The amplifier, speaker and case, with detachable lid, measures 8½ in. x 22½ in. x 15½ in. and weighs 30 lb.


PRICE, complete with WEARITE TAPE DECK £84 0 0

POWER SUPPLY UNIT to work from 12 volt Battery with an output of 230 v., 120 watts, 50 cycles within 1%. Suppressed for use with Tape Recorder. PRICE £18 0 0.

- ★ The noise level is extremely low and audibly the hum level and Johnson noise of the amplifier and deck are approximately equal. Only 25% of this small amount of hum is given by the amplifier alone.
- ★ Extremely low distortion and background noise, with a frequency response of 50 c/s.—10 Kc/s., plus or minus 1.5 db. A meter is fitted for the measurement of signal level and bias level.
- ★ Sufficient power is available for recording on disc, either direct or from the tape, without additional amplifiers.
- ★ A heavy mu-metal shielded microphone transformer is built in for 15-30 ohms balanced and screened line, and requires only 7 micro-volts approximately to fully load.
- ★ The .5 megohm input is fully loaded by 18 millivolts and is suitable for crystal P.U.'s, microphone or radio inputs.
- ★ A power plug is provided for a radio feeder unit, etc. Variable bass and treble controls are fitted for control of the play back signal.
- ★ The power output is 3.5 watts heavily damped by negative feedback and an oval internal speaker is built in for monitoring purposes.
- ★ Facilities are provided for using the amplifier alone and using power output or headphones while recording or to drive additional amplifiers.
- ★ The unit may be left running on record or play back even with 1,750 ft. reels with the lid closed.

The FOUR CHANNEL ELECTRONIC MIXER

is almost essential for the professional or semi-professional where a number of different items have to be mixed on one tape recording. It is recommended by a number of tape recorder manufacturers for this purpose. Any normal input impedance can be supplied to order, balanced or unbalanced, the standard being 15-30 ohms balanced. The normal output is 0.5 volt on 20,000 ohms or less, but 600 ohms is available as an alternative. The steel stove enamelled case is polished and fitted with an engraved white panel suitable for making temporary pencil notes. An internal screened power pack and selenium rectifier feed the five low noise non-microphonic valves. Used in many hundreds of large public address installations and recording studios throughout the world.




PRICE
£36.15.0

Manufactured by

VORTEXION LIMITED, 257-263, The Broadway, Wimbledon, London, S.W.19

Telephones: LIBerty 2814 and 6242-3

Telegrams: "Vortexion, Wimble, London."



Inexpensive, featherweight SenTerCel Rectifiers types M-1 and M-3 can be suspended even in light wiring, and in most cases will replace a thermionic rectifier. They measure 9/32" diam. x 1/8" thick . . . and will operate at input levels of 0.5 volt upwards at frequencies up to 5 Mc/s. Less wiring! No valve-holder! No heat!

TYPE M-1

For A.F. 2nd detectors. AGC rectifiers. Muting circuits. Contrast expansion and compression. Level indicators. Modulation depth indicators. Limiters. Automatic frequency control.

Average characteristics :

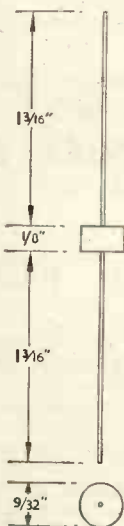
Self Capacitance	22 pF
Forward resistance at 5 V D.C.	10 kΩ
Reverse resistance at 5 V D.C.	1000 MΩ
Maximum peak inverse voltage	68 V
Minimum A.C. input	0.5 V

TYPE M-3

Has similar characteristics and application with a maximum frequency of 100 kc/s.

Average characteristics :

Self Capacitance	65pF
Forward resistance at 5 V D.C.	1.2 kΩ
Reverse resistance at 5 V D.C.	45 MΩ
Maximum peak inverse voltage	68 V
Minimum A.C. input	0.5 V



Standard Telephones and Cables Limited

Registered Office: Connaught House, Aldwych, London, W.C.2
RECTIFIER DIVISION: Warwick Road, Boreham Wood, Hertfordshire
 Telephone: Elstree 2401
 Telegrams: SenTerCel, Borehamwood

NEW! RADIO, TELEVISION AND ELECTRONICS



LEARN THE PRACTICAL WAY Instructions + Equipment

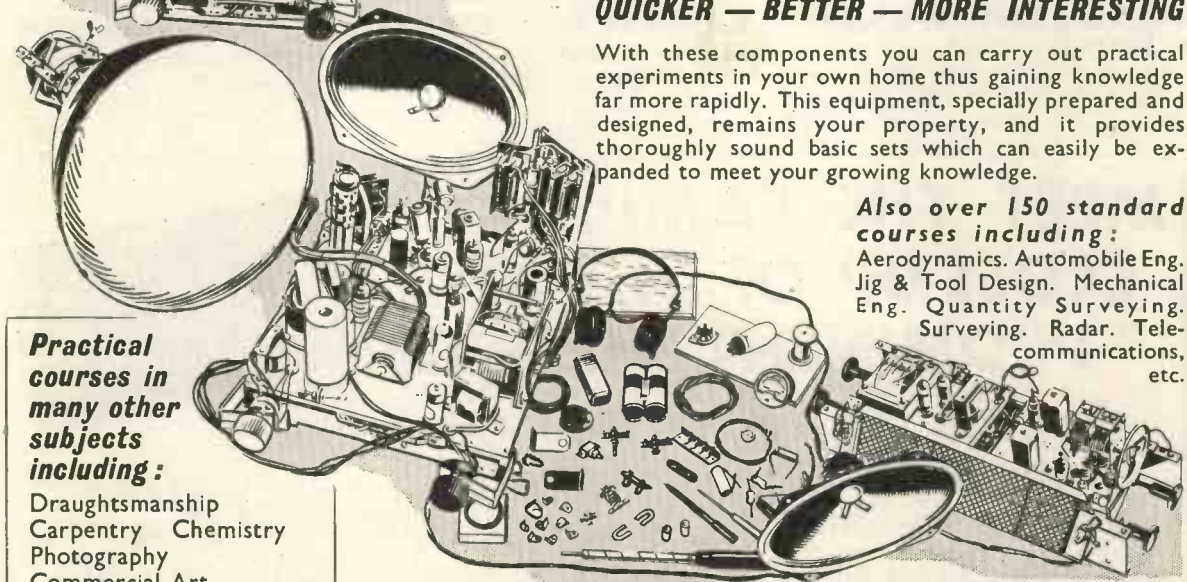
Here at last is the only *real* way of making home study truly successful. Actual equipment is supplied, thus combining theory with practice in the correct educational sequence. Whether your need be for career, hobby or general interest, here is the ideal method for acquiring the knowledge in the most efficient way possible.

QUICKER — BETTER — MORE INTERESTING

With these components you can carry out practical experiments in your own home thus gaining knowledge far more rapidly. This equipment, specially prepared and designed, remains your property, and it provides thoroughly sound basic sets which can easily be expanded to meet your growing knowledge.

Also over 150 standard courses including:

- Aerodynamics. Automobile Eng.
- Jig & Tool Design. Mechanical Eng.
- Quantity Surveying. Radar. Telecommunications, etc.



Practical courses in many other subjects including:

- Draughtsmanship
- Carpentry
- Chemistry
- Photography
- Commercial Art

POST THIS COUPON TODAY

Please send me your **FREE** book on Practical Courses.

To **E.M.I. INSTITUTES**, Dept. 127X,
43 Grove Park Road, Chiswick, W.4.

NAME _____

ADDRESS _____

We will not worry you with personal visits

EMI **INSTITUTES**

THE ONLY POSTAL COLLEGE WHICH IS PART OF A WORLD-WIDE INDUSTRIAL ORGANISATION



THE WESTON E772 Super Sensitive Analyser

No 10. Multi-Range Testing Instruments

Best known of all instruments for the testing and servicing of radio and television equipment is undoubtedly the Weston Model E.772 Analyser, a first-class portable instrument with a sensitivity of 20,000 ohms per volt on all D.C. ranges and 1,000 ohms per volt on all A.C. ranges. The additional features of wide range coverage, robust construction and simplicity in operation contribute toward making the E.772 ideal also for laboratory and research work. Full details of this instrument and also of the Model S.75—a Test Set covering 53 ranges—will gladly be supplied on request.

SANGAMO WESTON LIMITED · ENFIELD, MIDDLESEX
 TELEPHONE: ENFIELD 3434 (6 lines) and 1242 (4 lines). GRAMS: SANWEST, ENFIELD

Branches:	London Office:	St. Georges	Court, New	Oxford Street, W.C.1.	Telephone:	CHAncery	4971.			
GLASGOW	MANCHESTER	NEWCASTLE	LEEDS	LIVERPOOL	NOTTINGHAM	BRISTOL	SOUTHAMPTON	BRIGHTON		
Central	Central	Newcastle	Leeds	Central	Nottingham	Bristol	Southampton	Brighton		
6208	7904	26867	30867	0230	42403	21781	3328	Brighton		28497

MEET THE FAMILY— CLOSE-UP OF A VERY PROMINENT MEMBER THE A-Z SUPERHET RADIO UNIT



COMPACTNESS + EFFICIENCY GIVING "FULL SIZED" RESULTS — SIZE 11½" long, 4¾" high, 4" deep — WAVE RANGE 190 to 570 m - 800 to 2,000 m — PLUS VARIABLE SELECTIVITY — DELAYED AVC AND VOLUME CONTROL. H.T. CONSUMPTION 15 m.a. - 270 v. — LT 1.5 amp. - 6.3 v.

PROJECTION TELEVISION — THE FAMOUS AZ AMPLIFIERS
 MINIATURE — JUNIOR — SENIOR — PHASE INVERTER SPEAKERS
 SCRATCH FILTERS — TRANSFORMERS AND CHOKES

£12.15.0 Plus P.T.

SOUND SALES LTD		
WEST STREET, FARNHAM, SURREY		
Telephone: Farnham 6461-2-3		
WEBB'S RADIO		HOLLEY'S RADIO STORES
14 Soho Street, Oxford Street, W.1		285 Camberwell Rd., London, S.E.5
Telephone: GERrard 2089		Telephone: RODney 4988

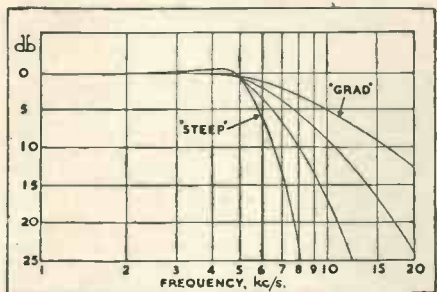
The HIGHEST ATTAINABLE QUALITY of SOUND REPRODUCTION

Representing a unique feedback circuit development, the "Vari-Slope" pre-amplifier gives audibly better reproduction. This advance consists of variable-slope "electronic" low-pass filters operating on negative voltage feedback principles.

No Inductors ("Chokes") are used, and their disadvantages are completely eliminated. The turnover frequencies are 5 kc/s, 7 kc/s and 9 kc/s and the slopes of attenuation are continuously variable over the range 5 db to 50 db per octave.



The VARI-SLOPE



Frequency amplitude curves for the "TREBLE-3" position (5kc/s turnover). Curves of the same slopes are obtained on the other two positions turning over at 7kc/s and 9kc/s (" -2 " and " -1 " positions).

The filters consist essentially of twin-T resistor-capacity networks inserted in the return circuit of a single-loop feedback amplifier. The more obvious advantages of this electronic feedback method over conventional choke filters include :

(a) Improved transient response characteristics (due to absence of chokes having self-capacitance) and the consequent reduction of "ringing."

- (b) Extremely low harmonic and inter-modulation distortion due to negative voltage feedback action.
- (c) No discontinuities in the rates of slope when the slope control is operated, and no change in signal level at frequencies below turnover. (Both these faults occur in variable-slope choke filters due to the slope control, altering the terminating impedance and the insertion loss.)
- (d) No chokes to cause magnetic hum pick-up.
- (e) Smaller size, lighter weight, greater uniformity in production.

LIST PRICE IN BRITAIN 12 Gns.

POINT ONE TL/12 Triple Loop Feedback Amplifier

For laboratory use as a stabilised-gain audio frequency power amplifier. For the highest possible standard of disc recording. For the highest possible quality of reproduction from Pick-up, Radio, Microphone, Film and Magnetic Tape. For use as a driver amplifier in the speech modulator chain of broadcast transmitters. Used with the "Vari-Slope" pre-amplifier and the best available complementary equipment, the TL/12 power amplifier gives to the music-lover a quality of reproduction unsurpassed by any equipment at any price.

27 Gns.

Write for fully descriptive literature

H. J. LEAK & CO., LTD., BRUNEL ROAD, WESTWAY FACTORY ESTATE, ACTON, W.3

Phone : SHEpherds Bush 1173/4.

Telegrams : Sinusoidal, Ealux, London.

Cables : Sinusoidal, London.




The "Point-One" TL/12 Amplifier is built to a tropical specification and used throughout the world, including :
The British Broadcasting Corporation.
The South African Broadcasting Corporation.
The Swedish Broadcasting Corporation.
The Swiss Broadcasting Corporation.
The Italian Broadcasting Corporation.

ELECTRONIC PRECISION EQUIPMENT LTD

FOR OUTSTANDING PERFORMANCE


Model B. Six Wavebands, 11-15 metres continuous in 5 ranges (4 Bandspread) and M.W. 185-550 metres. Six position Tone Switch (3 Radio - 3 Gram). Price £15/15/-, plus 7/6 carr. and insurance. or H.P. terms £5/9/- deposit. Model B3. Three waveband Long, Medium, Short, Gram switching on wave change switch. 3 position Tone. Price £12/12/-, plus 7/6 carr. and insurance, or H.P. terms £4/6/- deposit.



Both chassis 11 1/2 in. x 7 in. x 8 in. high. Latest type valves: 6BE6, 6BA6, 6AT7, 6BW6, 6X4. A.C. mains operated, flywheel tuning, negative feedback over entire audio section, engraved knobs, fully guaranteed.

BUILT TO HIGHEST PERFORMANCE STANDARD AND SPECIFICATION

7 VALVE 5 WAVEBAND RADIO CHASSIS



GIVE AWAY PRICE

only
47/-
deposit.

Less valves and power pack.

A famous set by a famous manufacturer. Undoubtedly a serious listener's receiver. Among many special features are an H.F. stage and tuning indicator. Tunes up to 11 metre band. Price complete with valves but less speaker, £14/19/6. H.P. terms £5/10/- deposit and 12 monthly payments of £1/10/-.

We have a few left, less valves and power pack, otherwise in good condition; they definitely have never been used. Price £6/19/6, or £3/2/- deposit and 11 monthly payments of 10/9, plus 15/- carriage.

IDEAL GENERAL PURPOSE RECEIVER

The Elpreq "Wolsey" 5 valve A.C./D.C. superhet has a built-in aerial and is of convenient size and weight to carry from room to room. Powerful reception on long, medium and short waves — handsome wooden cabinet — illuminated glass dial, with station names, A.V.C. and usual refinements. Size 11 in. x 5 1/2 in. x 7 in. with B.V.A. valves, 12 months' guarantee. Limited quantity only. £9/5/- or £3/2/- deposit and balance over 12 months, carriage and insurance, 5/-.



R1155 COMMUNICATION RECEIVER FOR ONLY £2/14/- DEPOSIT




This set, as most will know, is considered to be one of the finest communications receivers available today. The frequency range is 75 kc/s to 18 Mc/s. It is complete with 10 valves and is fitted in a black metal case. Made for the R.A.F., so obviously a robust receiver which will give years of service. Slightly used but completely overhauled and guaranteed in perfect working order. PRICE £7/19/6 or will be sent against a deposit of £2/14/-, balance of 12 monthly payments of 11/6. If you cannot call to collect please include an additional 10/- to cover cost of transit and carriage. This partly returnable to you if and when you return the transit case.

MAINS POWER PACK FOR R.1155

With Pentode output stage. Plugs into socket on receiver so no internal modifications are required. Price £5/10/- complete with 5in. speaker ready to work, carriage 3/6.

BOOKS & PUBLICATIONS



SERVICE DATA

100 service sheets, covering British receivers which have been sold in big quantities, and which every service engineer is ultimately bound to meet. The following makes are included: Aerodyne, Alba, Bush, Cossor, Ekco, Ever-Ready, Ferguson, Ferranti, G.E.C., H.M.V., Kolster Brandes, Lissen, McMichael, Marconi, Mullard, Murphy, Philco, Philips, Pye, Ultra. Undoubtedly a mine of information invaluable to all who earn their living from radio servicing. Price £1 for the complete folder.

Our folder No. 2 consists of 100 data sheets covering most of the popular American T.R.F. and superhet receivers "all dry" etc., which have been imported into this country. Names include Sparton, Emerson Admiral, Crossley, R.C.A. Victor, etc. Each sheet gives circuit diagrams and component values, alignment procedure, etc., etc. Price for the folder of 100 sheets is £1. Post free.

FREE T.V. SERVICE SHEETS

The supplement to a new publication "Television Faults" contains complete circuit diagrams, component values, technical descriptions, etc., of 6 popular T.V. receivers as follows: Baird Everyman, T.29; Murphy, V.120C; English Electric, 1150M; Philips projection model 704A and 1800; Marconi, VT.53DA; Ultra V.711.

The book itself in the introductory chapter tabulates over 60 common faults from complete failures to such troubles as shadows in the corner. Against each fault symptom is given probable causes and a reference to the part of the book where more detailed information can be found. Following the quick fault finding guide are 10 chapters, each giving typical circuits and data indicating the actual components likely to be at fault. The book is invaluable to novice and experienced T.V. serviceman alike because it contains a wealth of practical experience and priced at only 5/- it will undoubtedly save its cost the first time you have to refer to it. Order now to ensure getting the free supplement.

THE ELPREQR

This describes a completely effective but most inexpensive Signal Tracer that can be built in one hour at a total cost of 12/6. Price 1/6.

A VIBRATOR UNIT FOR 2 VOLT BATTERY RECEIVERS

Describes how an inexpensive unit, which will save its cost many times over, can be built and operated. Price 2/6. With Blueprint.

A VIBRATOR UNIT FOR 1.4 VOLT BATTERY RECEIVERS

Shows how to make a unit which will permit you to dispense with expensive dry batteries. You can work your little set from a 2 volt accumulator which can be recharged. Price 2/6 with blueprint.

BOOKS & PUBLICATIONS



"DEMOBBED VALVES."

Gives the commercial equivalents of many thousands of service valves, and conversely gives the service equivalent of many thousands of commercial type valves, an invaluable publication recently revised. Price 2/3.

"AN ELECTRONIC TIMER." Shows how to build a device for controlling timed operations. The timer can be set to any timing up to 3 minutes. Price 2/3. "THE ELECTRONIC SWITCH."

Shows how to make a device for switching without mechanical contact. Price 2/3. "THE IMPULSE RELAY." Explains the working of an ingenious relay, and gives several circuits including radio control. Price 1/9.

"THE OCCASIONAL T.R.F." Shows how to build a T.R.F. Receiver for medium and long wave reception, of looks and quality output comparable with sets priced between £10 and £14. This costs less than £6 to build including cabinet. Price 1/6.

"VALVE EQUIVALENTS." These are the best equivalents charts available today. Also the booklet can be used for keeping records of valve stocks. Price 2/6. "VISUAL ALIGNMENT SIGNAL GENERATOR." Reprint from "Radio Constructor" describes a very useful combined signal generator and oscilloscope. 9d.

RADIO HEARING AIDER

The world for a deaf person must be particularly blank and monotonous, and a hearing aid which will function as a radio when not needed for hearing should help considerably. Constructional data and technical notes dealing with this are available. Price 2/6. Only standard parts are incorporated therefore the constructor will have no difficulty in making this up.

I.F. ALIGNMENT PEAKS

This book gives the I.F. frequencies of more than 4,700 receivers including British, American and Continental types. Every popular British set is covered, and in addition hints on finding the frequencies of unknown British sets are also given. Sale price 3/9.

EX-GOVT. CIRCUITS.

These give circuit diagrams and details of Ex-Government receivers and equipment. In practically all cases the information has been extracted from official publications.

AR.88D	Ind.62	R.1355
A.1134	Ind.6K	R.F.24
A.1368	Ind.62A	R.F.25
A.3611	R.76	R.F.26
AN/APA1	R.78	R.F.27
A.S.B.3	R.103	R28/
BC.221	R.107	ARC5
BC.312	R.109	SCR269A
BC.342	R.208	SCR522
BC.348	R.1082	T.1154
BC.453	R.1116	TR.1196
BC.454	R.1116/A	TR.18
BC.455	R.1124/25	
BC.624	R.1147	All 1/6
BC.625A	R.1132/	each or
BC.433G	1481	assorted
BC.1206	R.1155	dozen
I.F.F.	R.1224A	12/-.

ELECTRONIC PRECISION EQUIPMENT LTD

ELECTRICAL BARGAINS

In addition to our large range of radio accessories we also carry a good stock of electrical wiring accessories; details of a few of these can be found below:—

T.R.S. CABLES. 250v. CLASS

1/044 Twin flat	9d.
3/029 Twin flat	1/-
3/029 Twin with earth	1/3
3/020 3 Core flat	1/6
3/036 Twin flat	1/4
3/036 Twin with earth	1/7
3/036 3 Core flat	2/-
7/029 Twin flat	1/6
7/029 Twin with earth	1/11
7/036 Twin flat	2/9
7/036 Twin with earth	3/3
7/064 Twin flat	4/9

LEAD COVERED CABLES 250 v. CLASS

3/029 3 core	yard	2/3
3/036 3 core		2/8
7/044 twin		3/3
3/036 twin		2/-
7/029 twin		2/9
7/064 twin		5/-

WAR EMERGENCY TYPE CABLES 250 v. CLASS

These are P.V.C. or rubber insulated, laid flat then braided with cotton and compounded:

7/029 3-core flat	yard	2/-
7/044 twin flat		2/-
7/064 twin flat		3/3

MULTICORED FLEXIBLES

All are suitable for mains work as the separate conductors are very well insulated, then they are covered overall either with hard rubber, plastic or waterproof braiding:—

10 core	yard	2/6
7 core		2/-
5 core		1/-

5 AMP SURFACE SWITCHES—HICRAFT

Oblong Brown Plastic 1-way 1/3 each.
Oblong White Plastic 1-way, 1/3 each.
Oblong Brown 2-way .. 1/6 each
Oblong White 2-way .. 1/6 "

Round Brown 1-way .. 1/3 "
Round White 1-way .. 1/3 "
Round Brown 2-way .. 1/6 "
Round White 2-way .. 1/6 "

SLIDER RESISTORS

Heavy Duty Type.
Size 7in. x 1 1/4in. 11 ohms 4.5 amp., 22/-; Size 9in. x 1 1/4in. 1.2 ohms 15 amp., 15/-; size 13 1/2in. x 1 1/4in. 3 ohms 10 amp., 15/-.

SOCKET HICRAFT

Flush type for skirting, 5 amp. 3-pin shuttered, 1/3 each; ditto with switch, 2/3 each.

CEILING SWITCHES—HICRAFT

With cord and acorn. Brown or White, 1-way, 3/9 each; 2-way, 4/3 each.

LAMP HOLDERS

Bakelite, 1/- each or 10/6 doz. Bakelite skirted Batten holder, 1/6 or 15/- doz. Bakelite type threaded for 1/2in. with HO skirt, 1/6. 10 per cent. discount if bought in dozens.

BARGAIN FOR CONSTRUCTORS



Special this month is the Portable illustrated alongside. We offer a bakelite cabinet with carrying handle, metal chassis, battery housing and two wave band dial, all for 27/6, plus 5/- carr. and insurance. This cabinet and set of parts is ideal for making up either an all dry battery receiver for holidays, picnics, etc., or a battery mains set for everyday use. Constructional details of two suitable circuits using 1.5 v. valves 1R5, etc., will be given free with cabinet assembly, or is available separately price 1/6 post free.

SPECIAL RADIOGRAM OFFER

To those who want an auto radiogram at a low price, we offer the cabinet illustrated alongside complete with Collaro three speed record changer with dual purpose crystal pick up, at a special bargain price of £17/16/8, plus 12/6 carriage and insurance or H.P. terms £6/7/- deposit.

3 colour scale, scale pan, chassis, pulley, driving head, springs, etc., etc., to suit the radiogram and two radio cabinets are available as a parcel at 15/-, plus 1/6 post.

Cabinet separately £7/10/- (or £2/10/- deposit), plus 10/- carriage and insurance.



A Superhet Chassis to fit these two cabinets is now available. L.M. and S. waves, 3 colour scale, A.V.C. Tone control, etc., complete with 8in. P.M. Speaker. Price £9/19/6 or H.P. £3/7/- deposit. Carriage 7/6 extra.

TABLE MODEL RADIO

This very nice-looking cabinet will take the same scale and chassis as the radiogram above, and we are able to offer this at the bargain price of 37/6, plus 3/6 post and insurance.

THE REGINA

T.V. Console Cabinet, undrilled, but cut for 12in. tube, with adjustable platform. This cabinet looks really superior and is ideal for all popular sets—Viewmaster, Tele-King, etc. Price £7/17/6. Carriage 10/- extra.



The table model illustrated is available in fair quantity at £3/17/6, plus 7/6 carriage and insurance, which price includes the armour plate glass and surround.

Mechanical details for this Table Model are available as a parcel: Punched and prepared metal chassis, punched outrigger valve plate with spacers, 12in. Tube Clamping ring, tube rear support brackets, etc. Price 25/-, plus 2/6 post.



"MIDGETRONIC" Radio Cabinet

This pleasing small cabinet is in bakelite and is supplied complete with dial ring, pointer as illustrated but less knobs, also included is metal chassis and hardboard back. Price 15/-, plus 2/6 postage and packing.



To ensure receiving prompt reply, please enclose stamped addressed envelope when writing for additional details.

TRANSFORMER BARGAINS

250 mA. 350-0-350 v., 6.3 v. at 6 amps., 5 v. at 3 amps., 4 v. at 5 amps. 37/6.
200 mA. 425-0-425 v., 6.3 v. at 4 amps., 6.3 v. at 4 amps., 5 v. at 3 amps. 50/-.
150 mA. 300-0-300 v., 7.5-0-7.5 v. at 3 amps., 4 v. at 3 amps. 17/6.
120 mA. 350-0-350 v., 4 v. at 4 amps. C.T., 4 v. at 2 amps. C.T. 42/6.
100 mA. 350-0-350 v., 6.3 v. at 4 amps., 5 v. at 3 amps., fully shrouded upright mounting, 27/6.
100 mA. 250-0-250 v., 6.3 v. at 6 amps., 5 v. at 3 amps., fully shrouded, upright mounting, 27/6.
80 mA. 350-0-350 v., 0-4-6.3 v. at 5 amps., 0-4-5 v. at 2 amps. 19/6.
80 mA. 300-0-300 v., 6.3 v. at 4 amps. C.T., 5 v. at 2 amps. upright mounting. 19/6.
70mA. 235-0-235v., 4 v. at 4 amps., 4 v. at 1 amp., upright mounting. 22/6.
40 mA. 325-0-325 v., 6.3 v. at 3 amps., upright mounting. 15/6. Please add 1/6 post on each transformer.



FILAMENT TRANSFORMERS

For standard 230 v. mains.
12 v. 1 amp. 8/6
6.3 v. 1.5 amp. 6/6
6.3 v. 2 amp. 8/6
4 v. 2 amp. 7/6
6.3 v. 3 amp. 15/9
6.3 v. 6 amp. 20/-
Plus 1/- postage.



AUTO-TRANSFORMERS

Input tapped 200-240 v. Output 115 v.

Totally enclosed and screened. Price Carr.

40 watt	16/3	1/6
60 watt	19/6	1/6
100 watt	£1/4/6	1/6
150 watt	£1/11/-	2/-
250 watt	£2/9/-	2/6
500 watt	£4/17/6	2/6

Unscreened.

1 KVA (1,000 w.)	£6/10/-	5/-
1.5 KVA (1,500 w.)	£7/17/6	5/-
2 KVA (2,000 w.)	£10/17/6	7/6
3 KVA (3,000 w.)	£12/7/6	10/-
5 KVA (5,000 w.)	£19/5/-	12/6

HIGH FIDELITY OUTPUT TRANSFORMERS

20 w. Push-pull, fully shrouded for 3 or 15 ohms operation in the following primary impedances: 10,000 ohms, 8,000 ohms, 6,000 ohms, 4,000 ohms, 30/-, post 1/6.

L.F. CHOKES

50 H 30 mA.	6/6
50 H 20 mA.	6/6
30 H 20 mA.	6/6
20 H 10 mA.	5/6
15 H 80 mA. fully shroud.	15/-
10 H 150 mA. " "	18/-
10 H 100 mA. " "	15/-
10 H 75 mA. " "	4/9
10 H 60 mA. " "	4/9
5 H 250 mA. fully shroud.	20/6

Please add 1/- post and packing.

MAINS TRANSFORMER

Heavy duty mains transformer with 5 secondaries, suitable for big amplifier, TV, etc. Primary 200-220 v. Secondary 1, 350-0-350 v. at 200-250 mA. S2, 6.3 v. at 5 amp. S3, 4 v. at 3 amp. S4, 4 v. at 3 amp. S5, 5 v. at 3 amp. Half-shrouded drop-through chassis mounting. Price 29/6, plus 2/- postage.

THIS MONTH'S SNIP

This month our snip is possibly of most interest to newcomers to the art—it is all the essential parts for constructing a sensitive multimeter. The kit comprises 2in. moving coil meter, scale (calibrated volts—milli amps—ohms) close tolerance resistors, wire for shunts, terminals and full instructions. Limited quantity only so order at once. Price only 10/- complete.

TRUVOX 12in. P.M. SPEAKER, Type No. BX11. Brand new in original cartons. £3 plus 2/6 postage and insurance.

AMERICAN POWER PACK. Built to operate H.R.O. receiver from British mains. Give 80-100 m/a. smoothed D.C. at 200 volts, also 5 volts and 6.3 volts. Totally enclosed in metal case. An extremely nice unit. Price £2/17/6, plus 5/- postage and insurance.

MOVING COIL METER

0-5 m/a. 2in. flush mounting, Bakelite cased, can easily be made into multi-range test meter. Price 7/6, plus 6d. postage.

HEAVY DUTY SPRINGS

For supporting cathode ray tubes, etc., 4½in., ½in. dia. 6d. each, 5/- dozen.

GRAMOPHONE UNIT

BSR 3-speed motor Type MU14 with Chancery pick-up and two crystal heads, one for long playing and one for normal records. £7/7/- plus 3/6 carriage and insurance.

L.P. RECORD PLAYER

Made by Decca. Contains B.S.R. motor and Decca pick-up. Although we offer this at approximately half price it carries same manufacturer's guarantee as if the correct price of £9/9/- were paid. Price £5/5/-, plus 7/6 postage and insurance.

1132 RECEIVER. This is an 11-valve superhet, which covers 100-124 Mc/s. Fitted with extremely nice slow motion drive, tuning meter and both R.F. and L.F. gain controls. Complete and unused. 59/6, plus 7/6 carriage.

COLLARO GRAM MOTOR AND TURNTABLE

TYPE A.C. 47. A centre drive spindle with governor control. 67/6, plus 2/6 carriage

INSTRUMENT TYPE SOLDERING IRON

This is fitted with a double element so that it will not burn whilst idling. Switch in handle brings in additional element whilst soldering. For 200-240 volt working. 12/6, plus 1/6 postage.

PORTABLE CABINET

Has the modern look. Ideal for Tape Recorder or Record Player. Rexine covered. £3 each.

DRY BATTERY REACTIVATOR

If you use a personal portable, this unit will save its cost in a matter of weeks. Mains operated. 35/- each.

T.V. ON THE V.H.F. BANDS

The equipment below—which we offer at only a fraction of its original cost—was built to transmit and receive on the 10 cm. band. It may, therefore, help readers with their experiments on this band in connection with the proposed new T.V. frequencies. All equipment is unused.



MAGNETRONS

Precision made for RADAR type Nos. CV. 186 and CV. 64. Unused, guaranteed. Any not functioning correctly will be replaced. Price £7/10/- Post and insurance 10/-.

MAGNETS FOR MAGNETRONS

These very powerful heavy magnets have many uses, in addition to their original job with a CV.186 or CV.64. Price £1/10/-, plus 2/6 postage.



KLYSTRON-RHUMBATRON

Type number is CV.43 and the device is complete with tuning slug. Price £3 each.

WAVEGUIDE (A)

The section is used for receiving and has a silicon crystal mounted in one arm. Price £1/15/- complete.




WAVEGUIDE (B)

This is for the transmitter output side and is tuneable. Price £1/12/6.



COMPLETE 10 CM TRANSMITTER RECEIVERS

Type numbers available include TR.3548-TR.3191-TR.3151. All are priced at £15 each, and contain all the above items in addition to blower motor—I.F. unit—suppressor unit, etc.



MILLIBAR BARO-METER, 7/6



The heart of a barometer is a metal bellows which will expand and contract with the varying air pressure. The aircraft altimeter works on the same principle, a series of gears and lever amplifying the expansion and contraction of the bellows and so works the pointer. We can offer the ex-R.A.F. Sensitive Altimeter slightly faulty but containing the essential bellows, gears, wheels, etc., from which a good barometer can be made. Price only 7/6, plus 1/- post.

FULL PICTURE VCR97

We have had a new delivery of this now-famous electrostatic 6in. T.V. tube, these are not the cut-off type, and we guarantee a full picture, 42/6, carriage and insurance 5/-.

SPRING LOADED TERMINAL BLOCK



Fully insulated so is ideal for mains, terminal point fitted on bench of workshop or laboratory. Also suitable for temporary hook ups when testing components, etc., will save its cost the first week of use. Price 3/6.

4in. NAVIGATION COMPASS



Sturdy and reliable. Floating dial, shock mounted in metal case. All cardinal points and degrees marked. Each compass in wooden box. Exceptionally low price. 20/-, plus 2/- postage.

ADJUSTABLE THERMOSTAT

250 v. heavy silver contacts can be adjusted to operate between 70—300 F. These are suitable for aquarium heaters, electric blankets, etc.
1 Amp. Model, 3/6.
2 Amp. Model, 5/6. 5 Amp. Model, 14/6. Post, etc., 6d. extra. Don't be cold this winter, make an Electric Blanket, blueprinting 1/6, post free.




22½ FLUORESCENT LIGHTING



Complete kit comprises Hi-craft 40 watt control unit, starter lamp, lamp holders, clips and wiring diagram. Price, less tube, 22/6, plus 1/6 post. Tubes 12/6 each, carr. free, minimum quantity 6.

ELECTRONIC PRECISION EQUIPMENT LTD.

3 WAVEBAND RADIO



THE "WINDSOR" 5

This is a 5 valve A.C. superhet, covering the usual long, medium and short wavebands. It has a particularly fine clear dial with an extra long pointer travel. The latest type local valves are used and the chassis is complete and ready to operate. Chassis size 15in. x 6in. x 6in. Price £9/19/6 complete with 8in. speaker. Carriage and insurance 10/- H.P. terms £3/7/- deposit. Table model cabinet to suit—37/6 plus 3/6 postage and insurance.

OUR WINTER PROGRAMME

To comply with requests from our many old customers, our laboratories are developing a range of test equipment, every unit of which is a similar "Add-On Chassis." The various test sets (signal generator, R-C-L Bridge, multi-range meter, signal tracer, pattern generator, etc.) together will form the most comprehensive test rack ever designed for the home constructor and the service workshop. Each unit will be complete in itself and the test rack can be built gradually as the pocket of the purchaser allows. Later in the year, a record reproducer, a truly fine instrument, both made up and in kit form, will be released, and towards Christmas a very cheap mains receiver, equally suitable as an ideal present or a very nice bed-side receiver for your own home, a complete but low priced oscilloscope is planned for early 1954. *An Introduction to a Wonderful Hobby—or learn Radio—T.V.—Electronics the practical way* E.P.E. Ltd. are compiling many fascinating experiments, which will give a thorough understanding of the principles involved in electronic engineering, as step by step the student will construct useful pieces of apparatus. Invaluable to the student taking a course in electronics and to the apprentice. The parts needed to conduct these experiments will be found in the E.P.E. "Electrophysics Set."

A post card marked "Winter Programme" will bring you more detailed and interesting information about these and other new lines.

SUPERIOR 15" TELEVISION

UP TO THE MINUTE T.V. FOR ONLY £37.10.0


Our "Superior 15" has proved very easy and we are glad to say that most purchasers have successfully completed constructing. We are having to help a few, but on the other hand some have already started on a second for a friend.

Unfortunately, due to the increased prices that we are having to pay for certain items, the cost of all components, valves and Cossor 15in. tube is now £37/10/- (H.P. deposit now £12/10/-). Plus £1/- carriage and insurance. Nevertheless it is still an exceptional bargain for it employs all the latest features—line fly-back E.H.T., noise suppression, diode damped interlace, etc., etc. A constructors envelope giving full details with blueprints is available price 7/6 returnable within 14 days if you decide not to make the set. Working models can be seen at Fleet Street, Ruislip and the Radio Show.



**SEE US AT THE RADIO SHOW
STAND 222 - EARLS COURT - SEPT 1-12**

THE ELPREQ READY MADE 12"



This is a Five Channel 12in. Televisor employing completely tuneable superhet sound and vision receivers. It has noise suppression on both sound and vision and incorporates a special I.F. filter in the aerial circuit. The circuit is absolutely up to date and in fact uses the latest Mullard valves and MV 31/74 tube with the tinted special daylight viewing face. Price £42/10/- complete ready to receive sound and vision. Carriage and insurance £2/- H.P. terms £14/3/6 deposit. Cabinet (table model), £3/17/6, carriage etc., 7/6. As a console model we suggest our Regina cabinet.

To ensure receiving prompt reply, please enclose stamped addressed envelope, when writing for additional details.

ELECTRONIC PRECISION EQUIPMENT LTD.

Post orders should be addressed to:—

**ELPREQ HOUSE (Ref 2), HIGH STREET,
WEALDSTONE, MIDDX.**

Personal shoppers however must continue to call at:—

42-46, WINDMILL HILL, RUISLIP, MIDDX.

Phone: RUISLIP 5780
(Half-day, Wednesday)

152-153, FLEET STREET, E.C.4.

Phone: CENTRAL 2833
(Half-day, Saturday)



MODERN ELECTRICS LTD.,

164, Charing Cross Road, London, W.C.2.

'phone : TEMple Bar 7587.

Export enquiries welcomed.

Immediate delivery from stock.

Prompt attention to post orders.

TAPE RECORDERS

SOUNDMIRROR	
New Table, Twin Track	£69 10 0
Portable Twin Track	£74 10 0
SCOPHONY-BAIRD	
New Model Mk. 2.....	£68 5 0
SIMPHONIC	
New Model 1A	£83 0 0
GRUNDIG	
2-speed	£84 0 0
EMICORDA	
Model	£94 10 0
WIREK	
Portable Battery Model	£55 0 0

RECORDING TAPE

GRUNDIG	
L.G.S., 1,200ft.	£2 0 0
SOUNDMIRROR	
Paper Tape, 1,200ft.	£1 5 0
FERROVOICE	£1 2 6
Spare Spools	4 6
E.M.I. H.60, 1,200ft.	£1 15 0
E.M.I. H.60, 600ft.	£1 1 0
E.M.I. H.65, 1,200ft.	£1 15 0
E.M.I. H.50, 1,200ft.	£2 8 0
SCOTCH BOY	
1,200ft.	£1 15 0
600ft.	£1 1 0
Spare Spools, 1,200ft.	4 3
Spare Spools, 600ft.	3 3
FERROGRAPH	
1,200ft.	£2 5 0
1,750ft.	£3 3 0
8½in. spools	9 6

RECORD REPRODUCING EQUIPMENT

B.S.R.	
3-spd. (Crystal T/O hds.)	£9 4 11
With 2 GP20 hds.	£10 8 8
With 2 Decca hds.	£12 17 8
GARRARD	
R.C.80	£17 1 3
R.C.75.A.	£15 18 1
201B/5 Variable 3-spd. Transcription Unit.....	£22 14 8
3-spd. "T" Unit.....	£10 0 2

CONNOISSEUR

3-spd. Deck	£21 17 3
"SOLO" Instrument Iron	
200-250 V. 25 W.	19 8

SPEAKERS

GOODMANS	
Axiom 150 Mk. 2.....	£10 5 6
Axiom 102	£9 18 2
Axiom 101	£6 12 1
Audiom 60	£8 12 6

WHARFEDALE

W.12.CS	£9 15 6
Golden 10 C.S.B.	£8 6 7
Super 5 and 8 CS/AL	£6 13 3
Bronze 10in.	£4 12 9
Bronze 8in.	£3 4 0
W.B. Crossover unit	£1 6 6
W.B. Tweeter Unit	£3 15 0

TEST GEAR

AVO	
Model 8	£23 10 0
Model 7 (latest).....	£19 10 0
Unimior Mk. II	£10 10 0
Electronic Meter.....	£40 0 0
Wide Band Sig/Gen.....	£30 0 0
Valve Characteristic Meter.....	£60 0 0
D.C. Minor	£5 5 0
10KV Multiplier for Model 8	£3 5 0
Carrying Cases for Models 7, 8 and 40.....	£3 0 0
ADVANCE	
H.1 (Sig/Gen)	£25 0 0
E.2 (Sig/Gen)	£28 0 0
J.1 New Model.....	£35 12 0

COSSOR

Oscillograph 1039M	
New Portable Model	£29 10 0

TAYLOR

ALL NEW TAYLOR TEST GEAR IN STOCK AND AVAILABLE ON H.P. Send S.A.E. for Catalogue and Terms.

PICK-UPS

ACOS	
GP.20 (Std. or L.P.)...	£3 6 1
Spare heads for above	£2 0 0
DECCA	
X.M.S. Magnetic	£6 9 5
CONNOISSEUR	
Super 2 Hds.	£9 5 6
Spare Heads	£3 6 3
COLLARO STUDIO	
Type O or P	£4 0 8

VALVES

We are one of London's largest stockists—Please write for requirements.

MICROPHONES

ACOS	
Mic 22 (Crystal).....	£4 4 0
Mic inserts for above	£1 7 6
Mic 16 (Crystal)	£12 12 0

LUSTRAPHONE	
M/C with T/F.C.51	£5 15 6
Heavy Table Base for above	£1 1 0

RESLO M/C (Low Imp.)	
Ribbon High Fidelity	£7 5 0
Mumetal Transformer	£1 15 0

MICROPHONE STANDS	
Floor, 3 extensions ...	£3 12 6
Table Stand	£1 1 0

LEAK AMPLIFIERS

Point 1, TL.12	£28 7 0
Point 2, TL.25	£34 7 0
Vari-slope pre-amp.	£12 12 0
Type VS R.F. Tuner Unit	£34 19 0

"R.D. BABY DELUXE"	
With pre-amp.	£22 10 0
Rogers Minor	£11 10 0

ALL GARRARD, CONNOISSEUR, DECCA and COLLARO HEADS AND STYLUS IN STOCK.

WEARITE 2A TAPE DECK. £35. (Carriage extra.)

All accessories for Wearite Recorder Amplifier now available.

TRUVOX TAPE DESK 22 gns.

(Carriage extra.)

-towards perfection-



LOWTHER

MASTER CONTROL UNIT

is completely indispensable to arrive at a satisfying characteristic for reproduction

A.M.-F.M. PILOT TUNER

for experimental transmissions from Wrotham (Kent)

To be released Shortly!

A LOWTHER CORNER HORN

REPRODUCER

THE LOWTHER MANUFACTURING CO.

Lowther House, St. Mark's Road, Bromley, Kent. RAV. 5225.



Late ALEC DAVIS SUPPLIES LTD.

RELAYS

D.C. COIL RESISTANCE

3,000 TYPES : 1.9Ω to 80,000Ω
600 TYPES : 0.4Ω to 9,200Ω.

ALSO LARGE STOCKS OF DOUBLE & TRIPLEWOUND AND SLUGGED COILS.

SIEMENS TYPE HIGH SPEED

CONTACTS

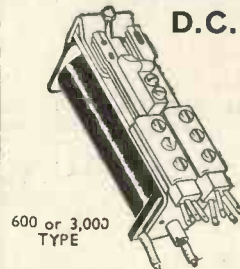
3,000 TYPES : up to 8 sets.
600 TYPES : up to 4 sets.

3,000 TYPES : Make (M), Break (B), in Twin-silver Twin-platinum, Dome-silver (2 amp.), Tungsten (5 amp.), and Flat-silver (8 amp.), Change-Over (C), in all but Tungsten : Make-Before-Break (K), in Twin-silver and Twin-platinum.


600 TYPES : (M), (B) and (C), in Twin-silver and Twin-platinum.

KEY SWITCHES.

2 C/O, to 8 C/O. Special types made up to order.



600 or 3,000 TYPE



KEY SWITCHES

MAINS TRANSFORMERS

**FULLY INTERLEAVED
SCREENED AND IMPREGNATED. ALL GUARANTEED.**

ALL PRIMARIES ARE 200/250 v. Half Shrouded.

HSM63 (Midget). Output 250-0-250 v. 60 m/a., 6.3 v. at 3 amps., 5 v. at 22 amps.	16/3
HS63. Output 250-0-250 v. 60 m/a., 6.3 v. at 3 amps., 5 v. at 2 amps.	16/6
HS40. Windings as above. 4 v. at 4 amps., 4 v. at 2 amps. Output	16/6
HS2. 250-0-250 v. 80 m/a.	19/-
HS3. 350-0-350 v. 80 m/a., 19/-.	19/-
HS2X. 250-0-250 v. 100 m/a., 21/-.	21/-
HS30X. 300-0-300 v. 100 m/a., 21/-.	21/-
HS3X. 350-0-350 v. 100 m/a.	21/-

Fully Shrouded.

FSM63 (Midget). Output 250-0-250 v. 60 m/a., 6.3 v. at 3 amps., 5 v. 2 amps.	16/9
Output	
FS2. 250-0-250 v. 80 m/a.	21/-
FS30. 300-0-300 v. 80 m/a., 21/-.	21/-
FS2X. 250-0-250 v. 100 m/a., 23/-.	23/-
FS75. 275-0-275 v. 100 m/a.	23/-
FS30X. 300-0-300 v. 100 m/a., 23/-.	23/-
FS3X. 350-0-350 v. 100 m/a.	23/-
All the above have 6.3 4-0 v. at 4 amps., 5-4-0 v. at 2 amps.	
FS43. Output 425-0-425 v. 200 m/a., 6.3v. 4 amps., C.T. 6.3 v. 4 amps., C.T. 5 v. 3 amps. Fully shrouded	47/6
FS50. Output 450-0-450 v. 250 m/a., 6.3 v. 2 amps., C.T. 6.3 v. 4 amps., C.T. 5 v. 3 amps. Fully shrouded	67/6
F30X. Output 300-0-300 v. 80 m/a., 6.3 v. 7 amps., 5 v. 2 amps. Framed. Flying leads	29/-
F35X. Output 350-0-350 v. 250 m/a., 6.3 v. 6 amps., 4 v. 8 amps., 4 v. 3 amps., 0-2-6.3 v. 2 amps. Fully shrouded	65/-
FS160X. Output 350-0-350 v. 160 m/a., 6.3 v. 6 amps., 6.3 v. 3 amps., 5 v. 3 amps. Fully shrouded.	44/-
FS43X. Output 425-0-425 v. 250 m/a., 6.3 v. 6 amps., 6.3 v. 6 amps., 5 v. 3 amps. Fully shrouded.	63/6
HS6. Output 250-0-250 v. 100 m/a., 6.3 v. 6 amps., C.T. 5 v. 3 amps. For receiver RI355. Half shrouded	26/6
HS150. Output 350-0-350 v. 150 m/a., 6.3 v. 3 amps., C.T. 5 v. 3 amps. Half shrouded	27/9
F36. Output 250-0-250 v. 100 m/a., 6.3 v. 6 amps., C.T. 5 v. 3 amps. Fully shrouded.	29/6
FS120. Output 350-0-350 v. 120 m/a., 6.3 v. 2 amps., C.T. 6.3 v. 2 amps., C.T. 5 v. 3 amps. Fully shrouded	29/9
FS256. Output 250-0-250 v. 80 m/a., 6.3 v. at 6 amps., 5 v. at 3 amps. Fully shrouded	28/6
PR1/1. Output 230 v. at 30 m/a., 6.3 v. at 1.5/2 amps.	21/-
FS150. 350-0-350 v. 150 m/a., 6.3 v. 4 amps., 5 v. 3 amps.	31/6
FS150X. Output 350-0-350 v. at 150 m/a., 6.3 v. at 2 amps., C.T. 6.3 v. at 2 amps., C.T. 5 v. at 3 amps. Fully shrouded...	31/6

The above have inputs of 200/250 v.

OUTPUT TRANSFORMERS

MOPI. Ratios, 26, 46, 56, 66, 90, 120-150 m/a. max. current, C.T. for Q.P.P. Class B, etc. Secondary 2/4 ohms. Top panel and clamped, each	5/6
OPI0. 10/15 watts output. 20 ratios on Full and Half Primary	17/9
OP30. 30 watts output, 20 ratios on Full and Half Primary.	25/9
Williamson's O.P. Transformer to Author's specification.	£4/4-
Chokes for Williamson's Amplifier. 30 H. at 20 m/a.	16/6
10 H. at 150 m/a.	32/-

FILAMENT TRANSFORMERS

All 200/250 v. Input.

F4. 4 v. @ 2 amps., 7/6. F6. 6.3 v. @ 2 amps.	7/6
F6X. 6.3 v. @ 0.3 amps., 5/6. F12X. 12 v. @ 1 amp.	8/-
FU6. 0-2-4-5-6.3 v. @ 2 amps., 10/-.	10/-
F12. 12.6 v. tapped 6.3 v. @ 3 amps.	16/6
F24. 24 v. tapped 12 v. @ 3 amps.	23/6
F29. 0-2-4-5-6.3 v. @ 4 amps., 18/9. FUI2. 0-4-6.3 v. @ 3 amps	17/6
FU24. 0-12-24 v. @ 1 amp.	17/6
F5. 6.3 v. @ 10 amps. or 5 v. @ 10 amps., or 12.6 v. @ 5 amps., or 10 v. @ 5 amps.	34/-
F6/4. Four windings at 6.3 v. tapped 5 v. @ 5 amps. each, giving by suitable series and parallel connections up to 6.3 v. @ 20 amps.	51/6

Quotations, etc.—stamped addressed envelope, please.

C.W.O. (add 1/6 in £ for carriage).


Export enquiries invited.

**H. ASHWORTH (Dept. WW),
676, Gt. Horton Road, Bradford, Yorks.**

L.R.S.
Estd. 1925
EASY TERMS

LEAK QUALITY EQUIPMENT for the Connoisseur

THE NEW "VARI-SLOPE" PRE-AMPLIFIER



for the famous Leak "Point One" Power Amplifier. For full details see maker's advertisement on page 97.

CASH PRICE £12-12-0

THE INCOMPARABLE TL/12 12-WATT TRIPLE LOOP FEEDBACK "POINT-ONE" AMPLIFIER



which has won world-wide recognition by its pre-eminence in performance, reliability and craftsmanship.

**CASH PRICE
£28-7-0**

TERMS for these TWO UNITS

£9 deposit with order and 18 monthly instalments of 40/-. LEAK TUNER & DYNAMIC P.U. also available on similar terms. All above available separately.

CONNOISSEUR 3-SPEED GRAM UNITS and Super Lightweight P.U's. Immediate Delivery. Cash or Terms

14 FREE SHAVES

**WITH THE AMAZING
NEW SUPER REMINGTON
Contour 6 ELECTRIC
SHAVER**



WILL CONVINCE YOU

that it really does give a better and far quicker shave than any other method. We will gladly send this splendid shaver on 14 days' free trial on receipt of deposit (returnable if not satisfied). Once tried, you will agree there is nothing like it. Donotjudgeelectricshavingbycheapermakes.

**14 DAYS' FREE TRIAL
IS AVAILABLE FOR 20/- DEPOSIT** (returnable if not satisfied) and 8 monthly payments of 21/-. AC/DC 200/250 v. Cash £8-19-5. Other voltages available. Brand New. Post Free. Write for Free Brochure.



THE L.R. SUPPLY COMPANY LTD.
(LONDON RADIO SUPPLY COMPANY)
BALCOMBE Telephone: Balcombe 254 **SUSSEX**


IMPORTANT NEW FEATURES

Give Simpler Handling
and even Better Reproduction
with the

LANE

TAPE TABLE

Mark IV



THREE HIGH GRADE MOTORS

provide fast forward run and 50 sec.
re-wind without unlacing tape

POSITIVE SERVO BRAKING

on all functions. Spools remain locked when
Table is disconnected from mains.

TWIN TRACK HEADS

give one hour playing from standard
1,200 ft. reel.

HIGH FIDELITY RECORD HEAD

of new design ensures "true-to-life"
reproduction.

ONLY TWO CONTROLS

ON-OFF switch and Selector.

The Table is finished in quality stove
enamel and the tape speed is $7\frac{1}{2}$ "/Sec.
For use on 200-250v. A.C. only.

Price
£17.10.0

From your dealer. In case of difficulty write to:—

VERDIK SALES LTD

17 Shaftesbury Avenue, London, W.1.

"WEYRAD"

COMPONENTS & ASSEMBLIES FOR
THE DISCERNING USER

FOR MANUFACTURERS:—

Capacity is available for production to specification
or for development to meet your requirements. The
Company holds A.I.D. and A.R.B. Approval and is
fully equipped for work to the highest standards.
Recent additions to our plant enable us to quote for
"C" Core Transformers, including oil-filled types.

FOR CONSTRUCTORS:—

In spite of the heavy demands of the re-armament
programme we are still able to supply a full range of
coils, coil packs and transformers. Our latest develop-
ment is a low-priced signal generator which will solve
your alignment problems.

OUR ILLUSTRATED CATALOGUE (PRICE 6d.)
GIVES DETAILS OF CURRENT ITEMS.

**WEYMOUTH RADIO MFG., CO., LTD.,
CRESCENT STREET, WEYMOUTH.**

AN IMPORTANT BOOK

TELEVISION RECEIVING EQUIPMENT

By W. T. COCKING, M.I.E.E.

Now in its third edition, TELEVISION RECEIVING
EQUIPMENT has become known to television
engineers throughout the world as an authoritative
guide to British practice.

The volume starts with an explanation of funda-
mental theory and then describes each stage of the
normal receiver. There are also notes on special
circuits, and attention is given to practical details
of receiver design. Other chapters are devoted to
faults and their remedies, servicing of modern sets
and the problems of obtaining selectivity.

Mathematical data of particular value to the de-
signer have been collated and appear in appendices.

18s. net. By post 18s. 8d.



Obtainable from booksellers or from:
ILIFFE & SONS LTD., DORSET HOUSE,
STAMFORD STREET, LONDON, S.E.1

WILLIAMSON AMPLIFIER KITS

KIT 1
WITH ELLISON
MAINS
TRANSFORMER
AND CHOKES

19 GNS.

READY BUILT
and tested
23½ Gns.



KIT 2
WITH
PARTRIDGE
TRANSFORMER
AND CHOKES

21 GNS.

READY BUILT
and tested
25½ Gns.

BOTH Kits have PARTRIDGE OUTPUT TRANSFORMER

Fully drilled and enamelled chassis, T.C.C. and G.E.C. Condensers, Marconi-Osram-Cossor valves, sundries by Colvern, Belling-Lee, Eric, Bulgin, Welwyn, etc., complete to the last nut and bolt, with wiring instructions and layout drawings. *Postage and Packing 7/6 extra. C.W.O. or C.O.D.*

PA1 PRE-AMPLIFIER

In response to numerous requests for a simple, inexpensive pre-amplifier for use with Tele-Radio Williamson Kits we are introducing our PA1. Specification includes full control of Bass and Treble, radio input and switched compensation for standard and long playing records. Recommended for use with ACOS GP20 and GP30, Decca C. & D. heads and Connoisseur Pick-ups. With wiring instructions and lay-out drawings.

KIT OF PARTS 6½ gns. READY BUILT 8½ gns. Postage and Packing 3/- extra. C.W.O. or C.O.D.

TELE-RADIO (1943) LTD.

189 EDGWARE ROAD, LONDON, W.2.
SHOP HOURS: MON.-SAT. 9 a.m. to 6 p.m.

Phone: PAD 4455/6
THURSDAY 9 a.m. to 1 p.m.

An E.H.T. Measuring Instrument by Teleonics—Type 1030 Covering 0—30,000 volts in three steps

This compact, portable and robust instrument provides a new facility for bench or field work. Polarity is selected by means of a three position switch—the centre position locking the instrument for transit purposes.



PRICE
28½
GNS

BRIEF SPECIFICATION
Ranges: 0-10 K.V., D.C. 0-20 K.V., D.C. 0-30 K.V., D.C. • Movement: Moving Coil, 50 Micro-amps. • Scale: 5 in. Linear.
Polarity: Positive or Negative. • Insulation: 45 K.V. • Accuracy: 2%. • Finish: Grey Stove Enamel.

*As supplied to the Admiralty, G.P.O., Decca Navigator, Etc., Etc.
Full technical data on request.*

TELEONICS (COMMUNICATIONS) LTD.

181, EARL'S COURT ROAD, LONDON, S.W.5.

TELEPHONE: FROBISHER 0387

INDUSTRIAL PROCESS CONTROL

The application of Electronics to the control of many industrial processes brings about a considerable saving of time and cost and invariably improves the quality of the product. Recent examples include :

- AUTOMATIC DETECTION OF METAL INCLUSIONS FOR THE FOOD, COTTON, PLASTICS AND OTHER INDUSTRIES
- PURITY CONTROL OF EFFLUENT ENTERING RIVERS
- AUTOMATIC COUNTING AND BATCHING IN THE PRINTING AND OTHER INDUSTRIES
- AUTOMATIC WARNING OF BOILER FEED WATER CONTAMINATION
- pH CONTROL IN CHEMICAL PROCESSES
- AUTOMATIC TEMPERATURE CONTROL

We have wide experience in this field and possess the necessary "know-how" backed by excellent facilities for maintenance work and the construction, if required, of specialised apparatus.

Let us help you, too, with your problems—we will gladly place our experience at your disposal.

F. C. ROBINSON & PARTNERS LIMITED

Sales & Service : 287, DEANSGATE, MANCHESTER, 3.

Phone : DEAnsgate 6601

Factory : COUNCILLOR LANE, CHEADLE, CHESHIRE.

The TRANSFORMER SUPPLY Co.

HIGH GRADE TRANSFORMERS at competitive prices

All fully shrouded (except E.H.T. types), of interleaved construction and impregnated to ensure long life. Accuracy and insulation conform to the best electronic engineering practice.

Pri: 210/230/250v. *230v. only.

Cat. No.	Price
T.S.1 260/0/260v. 65 m/a. 6.3v. 2.5a., 5v. 2a.	18/6
T.S.2 350/0/350v. 120 m/a. 6.3v. 4a., 5v. 2a.	30/-
T.S.3 350/0/350v. 150 m/a. 6.3v. 4a., 5v. 2a.	35/-
T.S.4 425/0/425v. 200 m/a. 6.3v. 4a., 6.3v. 2.5a., 5v. 3a.	47/6
T.S.5 425/0/425v. 250 m/a. 6.3v. 4a., 6.3v. 4a., 5v. 3a.	52/6
T.S.6 350/0/350v. 250 m/a. 6.3v. 8a., 0-2-6v. 2a., 5v. 3a.	62/6
T.S.27 *1750v. 5 m/a. R.M.S. 0-2-4v. 1.5a. (Ins. 2500v. D.C.) 0-2-4v. 1.5a. (Ins. 2500v. D.C.)	37/6
T.S.28 2500v. 5 m/a. R.M.S. 0-2-4v. 1.5a. (Ins. 3500v. D.C.) 0-2-4v. 1.5a. (Ins. 3500v. D.C.)	50/-
T.S.29 4000v. 5 m/a. R.M.S. 0-2-4v. 2a. (Ins. 6000v. D.C.)	70/-
T.S.30 5000v. 5 m/a. R.M.S. 2v. 2a. or 4v. 1a. (Ins. 7000v. D.C.)	77/6

Chokes, Fully shrouded (except*)

Cat. No.	Price	Cat. No.	Price
T.C.1 *10hy. 80 m/a. 250 ohms	5/3	T.C.6 12hy. 150 m/a.	20/-
T.C.5 12hy. 120 m/a.	15/9	T.C.7 5/8hy. 250 m/a.	22/6

Auto Transformers. Fully shrouded. Fitted terminal blocks. Tapped 100/110/210/230/250 volts.

Cat. No.	Price	Cat. No.	Price
T.A.1a 80 watt	25/-	T.A.3 300 watt	52/6
T.A.1 125 watt	32/6	T.A.5 500 watt	87/6
T.A.2 200 watt	42/6	T.A.10 100p watt	159/-

Cash with order or C.O.D.

70, CHEPSTOW ROAD, LONDON, W.2

1 KW TELEGRAPH TRANSMITTERS. Two HF 300's output. Operaton 3.5 mc. to 16 mc.

BC610 TRANSMITTERS with speech amplifier, aerial tuning unit, etc. Brand new.

RCA TRANSMITTERS. Type ET-4336. Complete with speech amplifier, crystal multiplier and VFO units. Unused and re-conditioned. Can be supplied with very large quantity of spares.

RCA TRANSMITTERS. Type ET-4332 modified by R.A.F. for use on crystal or master oscillator. Complete with speech amplifier.

MAGNETO 10 LINE U.C. TELEPHONE SWITCH-BOARDS (complete).

NO. 33 TRANSMITTERS.

A.R.88D's, A.R.88LF's, A.R.77's, S27's, HRO, R.109 and others.

NAVY MODEL TBY-8 TRANSMITTING-RECEIVING EQUIPMENT. Output 0.75 watts on M.C.W. telegraphy and 0.5 watts on telephony. Frequency range 28-80 mc.

All above items in excellent working condition Working demonstration upon request.

SPARES A large selection available for SCR399 (BC610) and ET-4336 transmitters.

TX VALVES 805, 807, 813, 861, 866A, DET-16, 100TH and many others.

Large stock of Tx condensers, crystals and other components. Alignment and repair of communication receivers and all other short-wave equipment undertaken.

P.C.A. RADIO

Transmitter Division :— Receiver Division :—

The Arches, Cambridge Grove, London, W.6. Tel.: RIV 3279. 170 Goldhawk Road, London, W.12. Tel.: SHE 4946.

THE WORLD TURNS TO  **COLLARO**
QUALITY PRODUCTS


STAND 35 (DEMONSTRATION ROOM D.6)
at the **RADIO SHOW!**

See COLLARO's new Studio High Fidelity Pickup . . . it tracks any long-playing record yet produced! Type "O" for normal receivers, type "P" for amplifiers with high gain or pre-amplifying stages.



COLLARO'S '53 Series of Record Changers . . . models RC531 (a non-mixing changer) and RC532 (a mixing changer) for single-speed operation; and their 3-speed equivalents—models 3RC531 and 3RC532, which incorporate the new, patented 3-speed drive, and the new speed change control.

SEE THEM ON **STAND 35** AT THE **RADIO SHOW!**
COLLARO Ltd., Ripple Works, By-Pass Road, Barking, Essex. Tel : Rippleway 5533



G.61P

Redifon
H.F. & V.H.F. FIXED FREQUENCY
R.T. SERVICES

R.93

The Redifon G.61P 50 watt Transmitter provides a 5 spot frequency H.F. R.T. service in the 2.5-10 Mc/s band.


Facilities are provided for W.T. transmission if required.

The G.71 is a 50 watt fixed frequency V.H.F. R.T. transmitter for covering the civil aeronautical band 116-132 Mc/s.

The R.93 is a fixed frequency H.F. receiver for R.T., W.T. and R.T.T. services in the 2-20 Mc/s band.

The R.72 is a fixed frequency V.H.F. R.T. receiver for the 116-132 Mc/s band.

These four equipments are widely used for ground to air services in many parts of the world.



R.72

Aviation Communications Division.

REDIFON LIMITED, BROOMHILL ROAD, LONDON, S.W.18.

VANdyke 7281.

G.71

CITY SALE & EXCHANGE

THE HIGH FIDELITY SPECIALISTS

LIMITED

90-94, Fleet Street, London, E.C.4.

Phone: Central 9391/2

Offer the following from Stock :-

LEAK

- TL/12 Amplifier, and Vari-slope pre-amplifier £40 19 0
- Vari-selectivity Tuner £35 6 3
- Diamond L/P Pick-Up £17 10 8
- Pick-Up Transformer £2 15 0
- 78 Ruby Pick-Up £11 14 9
- TL/12 and Vari-slope, V/S Tuner, Connoisseur 3 spd. motor and P.U. console cabinet, to house these units £115 0 0
- TL/12 Vari-slope, Lowther LES tuner, Garrard auto, Decca heads, console cabinet £104 0 0

DECCA

- Deccalian Portable Reproducer, as new £16 16 0
- 2 speed Record Player, 2 X.M.S. heads £9 9 0
- Corner Horn Speaker £28 9 8
- 4ft. x 3ft. Projection Television £165 0 0

- 33 r.p.m. Player, list price 9 gns. £5 5 0
- 3 speed Walnut Case, player, list 21 gns. £15 19 6
- Deccalian 3 speed Auto-radiogram, list £79 £59 17 0
- X.M.S. and Type H heads £2 15 0
- X.M.S. P.U. and 2 heads .. £6 9 5

COLLARO

- 3 speed Autochange Gram. Units £11 11 0
- 3 speed Autochange Gram. Units, with 2 heads £13 13 0
- Microgram 3 speed Auto, as new £26 5 0
- Microgram 78 r.p.m. .. £14 14 0

ACOS

- G.P.30 Dual Purpose P.U. £3 6 1
- G.P.20 Standard P.U. ... £3 6 1
- G.P.20, with 2 heads £5 6 1

GARRARD

- RC80 3 speed Changer Unit, with turnover dual head £17 0 9
- RC80 3 speed Changer Unit, with Decca X.M.S. heads £20 17 6
- RC75, with turnover head.. £15 6 1
- Transcription 201, 78 r.p.m. motor £13 13 0

CONNOISSEUR

- 3 speed Transcription Motor £21 17 3
- Super Lightweight P.U., with 2 heads £9 5 6

GOODMANS

- Audion 60, 12in. speaker.. £8 12 6
- Axiom Speaker, Mark II.. £10 5 6
- Axiom 101, 8in. hi-flux £6 12 1
- Axiom 102, 8in. hi-flux £9 18 2

PART EXCHANGE—OUR SPECIALITY

Send details of your present equipment

Hire Purchase terms can be arranged on all new apparatus over £10—one third deposit, and the balance over 6, 12 or 18 months. Write for order forms.

ABOVE ALL OTHERS


POTTED AND COMPOUND FILLED TRANSFORMERS AND CHOKES

made by Woden are the answer when the call is for transformers to operate under exacting industrial conditions, coupled with adverse climatic conditions.



Every transformer leaving our factory is subjected to a rigid inspection, and is fully impregnated with moisture proof filling compound by the latest vacuum and pressure process. The fact that "WODEN" are the choice of many leading radio and television manufacturers is proof enough of the quality of our products.

Please send for latest Catalogue



MOXLEY ROAD, BILSTON, STAFFS.

TELEPHONE BILSTON 41959

POLYTHENE

H. F. EQUIPMENT

(AMBYTHENE BRAND)

- COIL FORMERS
- CHOKES
- STAND-OFFS
- FEED-THROUGHS

Send for particulars and Samples

AMPLEX APPLIANCES (KENT) LTD.

19 DARTMOUTH ROAD, HAYES, BROMLEY, KENT. (RAVensbourne 5531)

All export enquiries to

ANTEX LTD., 3, TOWER HILL, LONDON, E.C.3

MINIATURE MAGNETIC LIGHTWEIGHT EARPHONES



The AMPLIVOX E.4, E.5 and E.6 provide a range of highly sensitive lightweight miniature receivers. Ideal for many applications, the inserts have been incorporated in lightweight headsets, stethoscope devices and small microphones.


The E.6 is the smallest of the range, the diameter is 0.835", depth 0.332" and weight 1oz. D.C. resistance E.4 & E.5 2-2,000 Ω, E.6 1-600 Ω.

AMPLIVOX LTD.
2 Bentinck Street, London, W.1.

THE MODERN SOUND RECORDER

- ★ 2 SPEEDS • SEPARATE PLAY-RECORD AMPLIFIERS.
- ★ 2 TRACKS • TEN WATTS PUSH PULL OUTPUT.
- ★ 2 AMPLIFIERS • MAGIC EYE & SPEAKER MONITORING.
- ★ 2 INPUT CHANNELS • BASS & TREBLE TONE CONTROLS.

Press Button Controlled "Truvox" Tape Drive. Heavy duty 15 ohm internal L.S. with relay jacks. Records from Microphone, Radio, Gram pick-up. Plays back at full output from Tape, Microphone, Radio, Gram. Mixing controls on all record and play positions.



Although primarily intended for schools, hospitals, public address and industrial applications, the Model T/A is equally well suited to home use, where good fidelity at substantial volume is needed for group listening. The 'MODERN' Model T/A Recorder, with mic & tape, 55gns.

★ OTHER PRODUCTS FROM THE 'MODERN' GROUP INCLUDE:—

Model AC/18 Hi-Fi Small P.A. Portable Amplifier. 17 gns.

Model AC/26 25 watt Sound System for clubs, etc. £25.

MAGNETIC RECORDING AMPLIFIER CHASSIS. HIGH FIDELITY GRAMOPHONE AMPLIFIERS. Comprehensive catalogue available showing our full range of Audio and Electronic Equipment. Speakers, Microphones, Tape Drives, Gramophone Players, Chassis, Transformers, etc.

FOR EVERYTHING IN SOUND ————— THE SOUND SPECIALISTS

MODERN SOUND EQUIPMENTS

33, WARDOUR STREET, LONDON, W.1.

TELEPHONE: GERRARD 3978.

THE NEED FOR

Quicker Servicing

THE B.P.L. UNIVERSAL TEST SET

Laboratory sensitivity combined with robust construction makes the B.P.L. Universal Test Set the ideal all-purpose set for electricians and radio engineers. Sensitivity is 20,000 ohms per volt for D.C. or A.C. and two ohms ranges allow precise measurement of low resistances. The easy-to-read two-colour dial and mirror scale provide added accuracy. Ranges: A.C./D.C. Volts: 10, 50, 100, 500, 1,000; D.C. Current: 100 μ A, 1 mA, 10 mA, 100 mA; Resistance: 0-10,000 ohms (first divn. 10 ohms), 0-1 megohm. List Price: £11.10.0 incl. test leads, subject to Trade Discount.

We also supply B.P.L. Super Rangers and D.C. Test Sets, Moving Coil and Moving Iron Panel Mounting Meters and a comprehensive range of Measuring Bridges and Electronic Testing instruments. Write to-day for full details.

LEADS TO

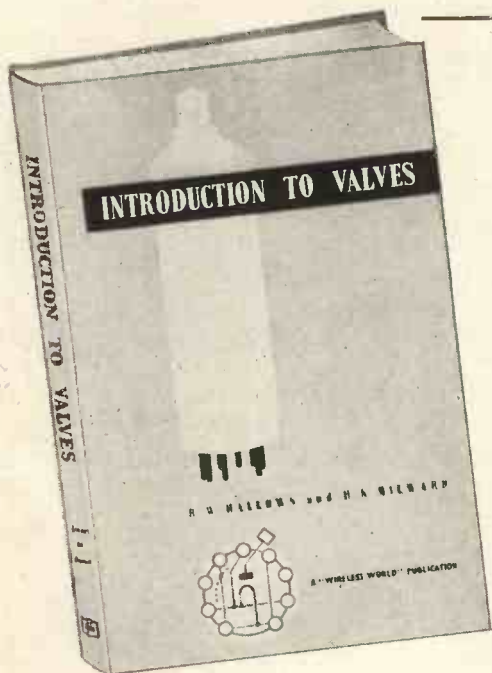
British Physical Laboratories

Radlett, HERTS.



Telephone: Radlett 5674/5/6

LONDON STOCKIST: M.R. SUPPLIES LTD., 68, New Oxford Street, W.C.1



**A valuable NEW book
for the radio student**

INTRODUCTION TO VALVES

By R. W. Hallows, M.A.(Cantab.), M.I.E.E. and H. K. Milward, B.Sc., A.M.I.E.E.

Describes the principles of operation of the radio valve and its uses in circuits of various types. Following an explanation of the fundamental thermionic valve, the book deals with diodes as rectifiers and detectors; triodes and their various applications; tetrodes and pentodes; multiple-grid valves for frequency-changers; power-output valves; and valves for v.h.f. and e.h.f. operation. Special-purpose types and the construction of modern miniature and sub-miniature valves are also covered.

Now Ready 8s 6d net By Post 8s 11d

Published for "Wireless World"

Obtainable from all booksellers or from: ILIFFE & SONS LTD., DORSET HOUSE, STAMFORD ST., LONDON, S.E.1

VIEWMASTER

Complete kits, Stage-by-stage, and Single components, as specified, supplied immediately from stock. SEND FOR STAGE I NOW —£3/2/3 post free. Construction Envelope, 7/6. Components also for Wide-Angle VIEWMASTER, VIEWMASTER Pre-Amplifier, VIEWMASTER Extra-EHT Assembly, TELE-KING, MAGNA-VIEW, and SOUNDMASTER, etc., from stock.

LANE Mk. IV TAPE TABLE, £17/10/-, plus 10/- carr. and packing. LANE AMPLIFIER KIT, complete, incl. valves, £13. Assembled and tested, £15/10/-.

Stage-by-stage Construction Envelope, 5/3. RMC PORTABLE TAPE RECORDER, complete with tape and mike, 45 gns.

RMC REC/PLAYBACK AMPLIFIER, complete, tested, gtd., £14. RONETTE "CORONATION" CRYSTAL MICROPHONE, 52/-.

SCOTCH BOY MCI-III High-Fi Recording Tape, 1,200ft., 35/-.

Spare 7in. Plastic Spools, 4/3. LANE R/F OSCILLATOR COILS, 10/-.

LANE ERASE AND BIAS GENERATORS, assembled, complete, gtd., 70/-.

ELECTROLYTICS, 450 v. wkg. (Gtd. New Stock), 4 mfd., 1/6; 8 mfd., 2/-; 16 mfd., 3/-; 8-8 mfd., 3/6; 8-16 mfd., 4/-; 16-16 mfd., 4/6.

PM LOUDSPEAKERS (3 ohms), 3in., 13/6; 5in., 14/6; 6in., 15/6; 8in., 18/6; 10in., 22/6. ALADDIN FORMERS, 1 and 2 w/slug, 9d.

2-GANG TUNING CONDENSERS, 0.0005 mfd., 6/6. GERMANIUM CRYSTAL DIODES, 3/6.

CRYSTAL SET COILS, MW, 1/6; L & M, 2/3. B.I.C., 0.1 mfd. 3 kv. TV Condensers, 10/6. ROTARY SWITCHES, 3-bank, total of 5 p. 6 w., 3/9. 2,500 ohms Carbon VOL CONTROLS, 2/3.

H.R. HEADPHONES, 18/6. SOLON Miniature SOLDERING IRONS, 19/6. 6in. ENLARGERS (for VCR97), 17/6. 10 H 50 mA. SMOOTHING CHOKES, 5/6. 9in. Old Aspect CREAM RUBBER MASKS, 5/6. WEARITE "P" COILS, 3/-.

2 k. 5 w. WIREWOUND POTS, 4/9. ALL CHASSIS, 2½in. deep, 6in. x 4in., 4/6; 8in. x 6in., 6/-; 10in. x 7in., 7/-; 12in. x 8in., 9/-; 14in. x 8½in., 13/-; 16in. x 9in., 14/-.


ELAC FOCUS RINGS, R17/Mk. II, 28/6; R20/Mk. II, 30/-; R25/Mk. II, 32/6. TRANSFORMERS (Mains input, Standard Primaries), 250-0-250 v. 80 mA., 0.4-6.3 v. 4 a., 0.4-5 v. 2 a., 19/6; Ditto, but 350-0-350 v., 19/6; 250-0-250 v. 100 mA., 6.3 v. 3.5 a., 5 v. 2 a., 26/6; Ditto, but 350-0-350 v., 26/6.

ORDERS UNDER £1 please add 1/- p. and p. ORDERS £1 and over add 1/9.

FOR INSTANT SERVICE—WRITE:

CITY & RURAL RADIO,
101, HIGH STREET, SWANSEA, GLAM.

Telephone: Swansea 4677.



THE KEYSWITCH CO.

Also Suppliers of

**UNISELECTORS — RELAYS
P.O. EQUIPMENT — PLUGS — SOCKETS**

SEND ALL YOUR ENQUIRIES TO
191 KENSAL ROAD, LONDON, W.10
LAD. C666

THE WORLD'S GREATEST BOOKSHOP

FOYLES

★ FOR BOOKS ★

All new Books available on day of publication.
Secondhand and rare Books on every subject.
Stock of over three million volumes.

Subscriptions taken for magazines.

Foyles have depts. for Gramophone Records,
Handicraft Materials, Stationery, Music.

119-125 CHARING CROSS ROAD, LONDON, W.C.2

Gerrard 5660 (16 lines) ★ Open 9-6 (Tburs. 9-7)

Nearest Station: Tottenham Court Road

Garrard

with thirty-five years' experience
in the manufacture of
the World's Finest
Record Playing Equipment,
are showing the complete range
of their latest Turntable Units

and components on

STAND 103

**NATIONAL RADIO & TELEVISION EXHIBITION,
EARLS COURT, LONDON**

NOW – regarding this question of LP . . .

MANY THOUSANDS have already extended their record reproducers to include the revolutionary Microgroove Records, and many thousands more will feel the need to do so now that H.M.V. also have entered the LP field. To these people we wish to point out that there is more in Long Playing Reproduction than meets the eye . . . there is plenty of scope for buying unsuitable equipment which does not match your existing equipment. We beseech you, therefore, to avail yourself of our Free

Technical Guidance Service before spending good money on **AMPLIFIERS, RADIO FEEDER UNITS, GRAM UNITS, AUTO-CHANGERS, BASS REFLEX CABINETS, SPEAKERS**, etc. It will cost you nothing and will undoubtedly save you time, trouble and money. Our chief engineer is available to callers from 11 a.m. to 6 p.m. daily including Saturdays. If you cannot call let us have your enquiries by post—they will receive immediate attention.

A word in the ear of those who have been used to fibre needles. All the single-record Gram Units and Auto-Changers recommended and supplied by us can be supplied with pickup head to take standard or miniature thorns for 78 r.p.m. if preferred.

N.R.S. "SYMPHONY" AMPLIFIERS, fitted with the patent "three-channel system," giving independent control of Bass, Middle and Top, thus affording the maximum possible control of tone and compensation for recording deficiencies. Especially essential when mixing the playing of old and new 78's with the new LP records. Scratch control and negative feedback also incorporated. Wooden transformers. 5-watt model only 10 gns. 10-watt model (push-pull triodes), 15 gns. Carr. 5/-. When ordering, state output impedance required if known.

"SYMPHONY" BASS REFLEX CABINET KITS, 30in. high, consist of fully cut ½-in.-thick, heavy, inert, non-resonant patent acoustic board, deflector plate, felt, all screws, etc., and full instructions. 8-in. speaker model, 85/-; 10-in. speaker model, 97/6; 12-in. speaker model, £57/6. The design is the final result of extensive research in our own laboratory and is your safeguard of optimum acoustic results. Carriage 7/6. Ready built, 7/6 extra.

DECCA 3-SPEED GRAM UNIT, incorporating selected motor and turntable

cushion-mounted on brown unit plate with XMS pickup arm to take latest 3-pin plug-in pickup heads. Units supplied with springs for floating plate on wooden motor-board. Our special offer: £7/10/- or complete with two Decca XMS Heads, £12/15/-, or with Acos GP19 and GP19LP, £11/10/-. Post and packing 2/6.

GARRARD 3-SPEED GRAM UNITS, Model TA, for A.C. In stock at long last. Complete with plug-in turnover Magnetic or Astatic Crystal Pickup Head, £10/5/-, post paid.

GARRARD 3-SPEED AUTO-CHANGERS, Model RC80. We consider ourselves very fortunate to be able to offer this finest of all auto-changers fitted with special pickup arm to take either turnover type Pickup Head or two separate Decca or Acos P.U. Heads. Interchangeable on motor-board with previous models. Finished in attractive beige hammer-finished enamel. Plays up to ten records 7in., 10in., or 12in. at 78, 45 and 33½ r.p.m. Stylus pressure 10 grammes (adjustable). New ultra-sensitive auto-trip mechanism and heavy loaded turn-

table to eliminate "wow." Price £14/2/6 or with Garrard Magnetic or Astatic crystal Turnover Pickup Head £16/2/6. With two separate Acos Hi-fi Heads, £18/2/6. With two separate Decca XMS Heads, £19/7/6. Carriage 5/-. Optional extras: 45 r.p.m. Auto Centre Spindle, 20/9; A.C./D.C. Operation, £7/14/-. Fitting in de Luxe rexine-covered Portable Cabinet, £5. Pickup Head to take Fibre Needles, 25/- to 35/-.

CONSOLE AMPLIFIER CABINETS, 33in. high, lift-up lid, take Gram Unit or Auto-changer, Amplifier and Radio Feeder Unit, finished medium walnut veneer. Price 8 gns., also de luxe version, £10/5/6, carriage extra. Bass Reflex Cabinets to match available. Details 2½d.

COMPLETE RECORD PLAYERS, single-record and auto-change. Send for catalogue giving details of our single-record and auto-changing models at bargain prices combined with technical excellence.

NORTHERN RADIO SERVICES

16 KINGS COLLEGE RD., ADELAIDE RD., LONDON, N.W.3. Phone: PRImrose 8314
Tubes: Swiss Cottage and Chalk Farm, Buses: 2, 13, 113, 31, 187.

Great Britain's Valve Mail-Order House

EXPORT

To all parts of the Commonwealth and beyond—safely packed (no C.O.D.) and Free of Tax.



Pico Meters, 29/6. Morse Buzzer Outfits, ex-Air Ministry, 6/-. Ex-Govt. Mikes, 12/6. Amplion Test Meters, 25. Germanium Crystal Diodes w. Circuit, 3/-. VCR97 C.R.T. only, 20/-. Rod Antennas, 1ft. sections, dozen 2/6. Hydrometers, 7/6. Gas Blow Lights, 3/-. Resistor Colour Ind., 1/3.



SERVICE SHEETS

The one you require enclosed if available in a dozen assorted of our best choice. 10/6

Table with 2 columns: Part Name and Price. Includes GEX35, GEX44/1, GEX45/1, GEX55/1, GEX54, GEX54/3, GEX54/4, GEX54/5, GEX66, GEX64.

Valves — BARGAINS

Table with 2 columns: Part Name and Price. Includes 1B4, 2A9, 2A7, 2B7, 12A, 26, 34, PX25, 654, Post 9d.



“Demobbed Valves 2/3 Manuals” Giving equivalents of British and American Service and Cross Reference of Commercial Types with an Appendix of B.V.A. Equivalents and Comprehensive Price List. We have still some Valves left at very old Budget Rates (33 1/3%) which are actually sold at the old price.

RADIO BULLS VALVES

246 HIGH ST. HARLESDEN, MIDDLESEX

PHILIPS Neon Testers, 100-500 v., only 5/-. Condenser Tester and Rectifier Units, 39/6. A.C./D.C. Neon Testers, Type 400, only 11/3. Elec. Engravers, 15/-. Adcola Irons, 25/6. Everlasting Sapphire Gram Needles, 3/6. Inspection and Garage Hand Lamps, 6/6.

Table with 2 columns: Component Name and Price. Includes TAPEMASTER RECORDING COMPONENTS, JUNIOR MODEL, SENIOR MODEL, TAPE RECORDER MOTORS, RECORDING TAPE.



Q-MAX Chassis Cutters and Keys. 1/2 in., 12/4; 3/4 in., 12/4; 1 in., 13/4; 1 1/4 in., 14/6; 1 1/2 in., 16/- each; 1 3/4 in., 18/- each; 2 in., 19/9; 2 1/2 in., 31/9; 2 3/4 in., 36/9; 3 in. square, 24/3. Post 1/-.

TYAN Soldering Irons Lightweight, 16/9 Post 1/-.

TAPE RECORDER MOTORS Collar clock or anti-clock 38/6 B.S.B. Type F.P.10 £1 18 0 Type S.B.1 £1 12 0 RECORDING TAPE “SCOTCH BOY” 1/2 in. x 600ft., 5in. spool 21/- 1/2 in. x 1,200ft., 7in. spool 35/- Emi-tape: H60/8 (H/C) 800ft. £1 1 0 H60/12 (H/C) 1,200ft. 35/- H65/12 (L/C) 1,200ft. 35/- G.E.C. Tape: 1,300 high or low coercivity £1 10 0 Tape Recording Amplifiers for all popular tape units £16 18 0

TAYLOR METERS ON EASY TERMS

Table with 4 columns: Model, Cash Price, Deposit, Total H.P. Price. Lists various meter models like 20B, 45B, 66A, 71A, 72A, 77A, 85A, 110C, 120A, 130A, 170A, 190A, 240A, 280A, 520A, 290A.

CONDENSERS

Table with 2 columns: Component Name and Price. Includes Wire Ends, Caps, 8 x 8 mfd., 8 x 16, 16 x 16, 16 x 24, 16 x 32, 16 mfd.

SOLON latest Instrument model Soldering IRON 19/8

MAZDA Octal and B8GL octal VALVE HOLDERS 6d

DO IT YOURSELF ELECTRIC TAX FREE PAINT. Includes image of a spray gun and text: STRIPPER/SPRAYER Old Paint L a t e s t comes off All-Purpose like MAGIC Model. Just Cost 1d. per plug in A.C. & hour. A.C./D.C. Spray. The only Complete with self-contained Unit. Easy, Complete with cable & 2-safe and foolproof. Clean-way Plug. Nothing to buy. er, easier and faster than blowlamp. Guaranteed. Extra Nozzles FREE. Easier than a Brush and twice as fast.

RADIO BULLS VALVES

246 HIGH ST. HARLESDEN, MIDDLESEX

(Kindly mark envelope W.W.9)



REPLACEMENTS 134-136, LEWISHAM WAY, NEW X, S.E.14. Tel.: Tideway 3696-2330

OPEN ALL DAY SATURDAYS. (Buses 21, 36, 149, 182, 285 pass the door.) C.W.O. or C.O.D. Price include packing and postage.

Table with 2 columns: Component Name and Price. Includes BOOSTER TRANSFORMERS, ISOLATING LOW CAPACITY, SOBELL, T107-T89 Line Output Transformer, T90-T91-T1291, FERRANTI, BUSH, ULTRA, W570, H.M.V., Thermistors, Metal Rectifiers, MARCONI, FERGUSON, VIDOR, ETRONIC, TELEVISION BOOKS.



PARKER'S SQUARE TYPE DRILL VICE

Machined table 7"x6"x1/2". Jaws of Bright Steel. Admits stock of 4". Complete with stand. Heavily constructed. Weight 13 1/2 lbs. Price 37/6. Carriage 2/6

PARKER'S SHEET METAL FOLDING MACHINE

Heavy Vice Model. Capacity 18 gauge M.S.x2ft. wide. Loose Attachments for Radio Chassis making. Weight 22lbs. Price 42/6. Attachments 1/6 per ft. Carriage 4/-, with attachments 5/6. Machines guaranteed. Send for details.


A. B. PARKER WHEATCROFT WORKS, WELLINGTON STREET, BATLEY, YORKSHIRE. Tel.: Batley 428

PRATTS RADIO

1070 Harrow Road, London, N.W.10 (Nr. Scrubs Lane) Tel.: LADbroke 1734



AMPLIFIERS College general-purpose units. MODEL AC10E, 4 valve, 10 watts. Neg. feedback. £10/7/6. MODEL AC18E, 6 valve, 18 watt P/P output. Feedback over 3 stages, £15/15/-. MODEL AC32E, 32 watts P/P output. Feedback over 3 stages, £18/18/-. MODEL U10E, for D.C./A.C. mains, 6 valve P/P output. Feedback over 3 stages, £12/19/6. All are COMPLETE WITH CASES and chrome handles. They have a SEPARATE microphone stage, SEPARATE mike and gram. Inputs allowing MIXING of speech and music. Input voltages average .003 mike and .3 gram. Outputs match 3, 8 or 15 ohm speakers. MODEL Q9C, 6-valve unit with Bass and Treble controls. P/P output of 9 watts. This amplifier incorporates an 18 section O/Transfr., variable feedback from zero to 25 db. Output imped. 3.5 to 250. Complete chassis, £13/19/6. MODEL Q4C, 4 valve 4 watt unit Bass and Treble controls. Variable feedback. O/Imp. 3 to 15 ohm. Chassis complete, £9/15/-. Complete range of accessories available. Send stamp for lists. All amplifiers are ready for use.



Control desks like the one shown here, form only a part of our large range of standard metal fabricated cabinets. You are invited to come and see them for yourself at our New Oxford Street show-rooms, or if that is not possible write for our fully illustrated catalogue. Should you have a particular problem not met by our standard range, we will design and make promptly and cheaply any cabinet to suit your requirements.

**cases
designed
and
made
by**



ALFRED IMHOF LIMITED, 112-116 NEW OXFORD STREET, LONDON, W.C.1. MUS 7878.



Immediate delivery - of course



VALVES !! TUBES !!

RECEIVING, TRANSMITTING, MAGNETRONS, KLYSTRONS,
CATHODE-RAY TUBES, PHOTOCELLS, ETC.

First Grade Quality - British and American Make - No Dollar Expenditure Involved

LARGE QUANTITIES & GREAT VARIETIES

S. Szymanski
(pronounced SHE-MAN-SKEE)

ELECTRONIC ENGINEER AND STOCKIST

Office and Stores :

12a LEIGHTON GROVE - LONDON - N.W.5



Telephones: {GULliver 6077/8 (2 lines)
HENdon 1617

Telegrams: {Overseas: "Shemanske" London
Inland: "Shemanskee" Norwest London



**PROBABLY THE LARGEST ACTUAL STOCKIST IN ENGLAND
WHOLESALE AND EXPORT ONLY**



THE TELE-KING

A practical 5-channel SUPERHET TELEVISION RECEIVER

Using the new 16-inch cathode ray tubes and wide angle components for the home constructor.

Complete instructions, wiring diagrams and 32-page descriptive booklet.

6/- POST FREE

ALL COMPONENTS IN STOCK. WRITE FOR LIST.

14" 16" 17"



Alexandra Palace, Sutton Coldfield, Holme Moss, Wenvoe, Pontop Pike, Belfast, Kirk o'Shotts

TANNOY PRESSURE UNITS

10 watts. 7.5 ohms impedance. Last few only. Price reduced to **59/6** Carriage 4/6 extra.

MICROPHONE STANDS

Table model. 2-section chrome plated. **15/-** Crackle finish base. Floor model. 2-section. Brass, heavily chrome plated. **69/6** Carriage 2/6 extra.

AMPLIFIERS. Fully assembled and wired.

25-watt Model. By Romac, with radio tuner, long and medium wave. 7 valves, including 2 6L6 in push-pull. Provision for high and low impedance microphone. Absolutely perfect, new and unused. For 200-250 volts 50 c.p.s. mains. **£25** complete. Carriage extra.

ALLEN WIDE ANGLE COMPONENTS

D.C. 300 latest type Ferroxcube Coils ... 39/6
GL.16 Coil 7/6
GL.18 Coil 7/6
Focus Coil 31/-
FO.305 trans. ... 21/-
Frame B.O. transformer 15/-
Line BHT. transformer, L.308 40/-

CHASSIS

Power pack Sound-vision and Scan chassis. **PRICE 11/- each.** All other metal work available from stock.

COILS

13 all exactly as specified. Price **£2/4/6.**

RESISTANCES. 72 Resistances, all exactly as specified, 18/-.

CABINET Walnut veneer, £8/10/-, plus carriage 12/6 extra. As illustrated here.

WIDE ANGLE CATHODE RAY TUBES

14in. MW36-22 ... £19 9 3
14in. C14B ... £20 10 1
16in. MW41-1 ... £22 4 10
16in. T901 ... £22 4 10
17in. MW43-64 ... £23 12 8
17in. C17BM ... £24 13 0
Carriage and insurance extra.

GARRARD RECORD PLAYERS

For 6 and 12 v. operation, complete with magnetic pick-up and volume control. In metal cabinet size 17in. x 14in. x 11in. Very limited quantity. Lasky's Price **£5.19.6** Carriage 10/- extra.

STAFF HOLIDAYS All departments will be closed on September 10th and 11th, and again on September 19th.

CONDENSERS. Electrolytics

Cans		Tubular	
16 mfd. 500 v.w.	3/8	1 mfd. 200 v.w.	1/-
24 mfd. 450 v.w.	3/11	1 mfd. 250 v.w.	9d.
32 mfd. 500 v.w.	5/11	2 mfd. 150 v.w.	1/-
60 mfd. 350 v.w.	3/6	2 mfd. 350 v.w.	1/6
64 mfd. 450 v.w.	4/11	4 mfd. 350 v.w.	1/3
8 + 8 mfd. 450 v.w.	3/11	4 mfd. 450 v.w.	1/6
8 + 16 mfd. 450 v.w.	3/11	8 mfd. 150 v.w.	1/6
8 + 32 mfd. 450 v.w.	3/11	8 mfd. 350 v.w.	2/-
16 + 8 mfd. 500 v.w.	4/6	8 mfd. 450 v.w.	1/9
16 + 16 mfd. 500 v.w.	4/6	8 mfd. 500 v.w.	2/3
16 + 24 mfd. 450 v.w.	4/11	15 mfd. 200 v.w.	2/-
16 + 32 mfd. 450 v.w.	4/9	16 mfd. 350 v.w.	2/3
20 + 20 mfd. 275 v.w.	2/-	16 mfd. 450 v.w.	2/9
32 + 32 mfd. 500 v.w.	4/11	16 mfd. 500 v.w.	3/3
32 + 32 mfd. 350 v.w.	3/11	32 mfd. 350 v.w.	3/6
60 + 100 mfd. 350 v.w.	7/6	32 mfd. 450 v.w.	4/9
250 mfd. 350 v.w.	4/11	50 mfd. 350 v.w.	4/6
1000 mfd. 12 v.w.	3/11	250 mfd. 12 v.w.	2/-
8000 mfd. 3 v.w.	6/11	250 mfd. 25 v.w.	2/11
		8 + 8 mfd. 350 v.w.	3/-
		8 + 8 mfd. 450 v.w.	3/11
		12 + 12 mfd. 350 v.w.	2/6

Many other types in stock.

RECORD PLAYING DESKS

Sloping steel table, grey crackle finish, size 10in. high, 15in. deep, 19in. wide. Complete with pick-up, centre spindle drive Collaro motor, with adjustable speed, and 10in. turntable. For 200-250 v. 50 c.p.s.

Lasky's Price **79/6** Brand Carr. 7/6 extra. New.



BRAND NEW AND UNUSED R1132A RECEIVER

Supplied in maker's original wood transit case. Frequency coverage 100-124 Mc/s. 11 valves: 1 VR65, 1 VR66, 4 VR53, 2 VR54, 1 6J5, 1 VS70, 1 VR57. Large tuning scale with slow motion drive. 0.5 mA. tuning meter, R.F. and L.F. gain controls, jack sockets for line and phone.

Totally enclosed in metal case, grey enamelled with plated handles. Size: 18 x 10 x 11in. Supplied with all valves, also circuit and calibration chart.

LASKY'S PRICE **79/6** STORE SOILED MODELS 49/6 Carriage 10/- per unit extra.



SPECIAL T.V. CONDENSERS

32 + 100 mfd. 450 v.w. 7/6. .04 mfd. 12.5 Kv. 7/6

Bias		High Voltage	
10 mfd. 25 v.w.	1/3	1 mfd. 2.5 Kv.	2/6
12 mfd. 50 v.w.	1/3	1 mfd. 3 Kv.	3/6
25 mfd. 25 v.w.	1/6	1 mfd. 3.5 Kv.	4/6
25 mfd. 50 v.w.	1/6	1 mfd. 10 Kv.	12/6
50 mfd. 12 v.w.	1/3	25 mfd. 2.5 Kv.	5/6
50 mfd. 25 v.w.	1/6		
50 mfd. 50 v.w.	1/9		
75 mfd. 12 v.w.	1/-		
100 mfd. 25 v.w.	2/-		
100 mfd. 50 v.w.	2/6		

Tubular Waxed		T.C.C. VISCONOL HIGH VOLTAGE CONDENSERS (Cathodray)	
500 v.w., .01, .02, .05, .001, .002, .005, etc. From 6d. each, 5/- doz. .1 mfd. 9d. each.		.001 mfd. 15kV.	10/-
		.001 mfd. 25kV.	18/-
		.0005 mfd. 25kV.	18/-
		.0005 mfd. 12.5kV.	10/-
		Plastic case, single bolt fixing. Other high voltage condensers	
		1 mfd. 7 kV.	15/-
		.04 mfd. 12.5 kV.	7/6

R.1155 RECEIVERS.

BRAND NEW. AERIAL TESTED BEFORE DESPATCH

These well-known ex-Air Ministry Receivers need no further introduction.


Supplied complete with 10 valves.

LASKY'S PRICE **£11.19.6**

USED MODELS **£7.19.6**

Scrap Receivers. Suitable for breaking down. Less All Valves **£2 10 0**

Carriage 12/6 per unit extra.



Fully Assembled Power Pack and Output Stage, for R1155 Receiver. For use on 200-250 volts A.C. mains. LASKY'S PRICE **79/6** Carriage 5/- extra.

LASKY'S

Lasky's (Harr

370 HARROW ROAD, PA

(Opposite Paddington

MAIL ORDER & DESPATCH DEPARTMENTS

Telephones: CUNningham

Hours: Mon. to Sat. 9.30 a.m. to 6 p.m., Thurs. half-day 1 p.m.

THE VIEWMASTER

ALL COMPONENTS IN STOCK

ANY SINGLE ITEM AVAILABLE SEPARATELY

COILS

All models available including filter chokes. Price (except Alexandra Palace), 28/- per set. Alexandra Palace, 20/- per set. L9 RF choke, 2/-.

CHASSIS

Sound-Vision, 18/6. Power-Pack/T time base, 18/6. Support for S.V. chassis, 6/-.

LASKY'S LINE TRANSFORMER

RF.EHT for line fly back. 6-8Kv, with EY51 heater winding. Suitable for home construction T/V 25/-.

METAL RECTIFIERS

12v. 1a. 6/9
12v. 1a. 3/6
6v. 1a. 3/11
6 & 12v. 4a. ... 18/6

SENTERCEL RECTIFIERS

RM1 3/10
RM2 4/3
RM3 5/-
RM4 18/-

WESTINGHOUSE RECTIFIERS

All 250 volts input.
14A976 80 m/a 8/6
14A86 250 m/a 20/4
14A100 300 m/a 21/6

W/B & PLESSEY

Line EHT trans. 32/6
Frame trans. 23/6
3 Mc/s boost choke 5/9
Width control.. 7/6
Scanning coil.. 33/3
Main choke 15/6
Focus ring 22/6
Heater trans.:
WB/103 42/-
WB103A 52/6
Front and rear C.R.T. supports 21/6

DUOMAG FOCALISER

Low Flux 37/6
Med. Flux 39/6
High Flux 42/-

POSTAGE STAMP TRIMMERS

Paxolin. Up to 100pf. 6d. each. 5/- per doz.
Ceramic. Up to 100pf. 9d. each. 7/6 per doz.
350 and 550pf. Ceramic 1/- each. 10/6 per doz.

COIL PACKS

Medium and 2 short wave bands. Price 16/-.

COIL PACKS

Long, medium and short wave bands. 29/6.

METAL RECTIFIERS

WX3 and 6. Ea. 3/9
14D36 12/4
14A86 20/4
14A100 21/6
36EHT45 23/8
36EHT50 26/1
36EHT100 29/6

PLESSEY

Scan coils per pair 25/-
Width Control 6/6

NOW AVAILABLE LARGE SCREEN WIDE ANGLE CONVERSION DETAILS FOR THE VIEWMASTER.

Send 3d. stamp for full data. Fully itemised price list of all Viewmaster components now available.

ALL T.C.C. CONDENSERS

exactly as specified for use in The Viewmaster can now be supplied from stock.

GRAM MOTORS



Rim drive, synchronous. For 200-250v. 50 c.p.s. Many uses. 9/6.

LIMITED QUANTITY (Frustrated Export).

5 WAVEBAND CHASSIS. Circuit has RF stage, Magic Eye Tuning Indicator, and many other features. For use on A.C. mains 100-250 volts. Waveband coverage: 11.5 metres to 550 metres. In 5 bands. Valve line up: 2 EF39; 1 ECH35; 1 EBC33; 1 EL33; 1 5Z4; 1 EM34.

LASKY'S PRICE £10-19-6

Complete with valves, less dial. Carriage and packing 15/- extra.

WILL MAKE A SUPER RADIO-GRAM.

CRYSTAL DIODES

Germanium 2/3d. each, post free. RF25 UNITS. New, with valves. 19/11. Carriage 2/6.

P.M. LOUDSPEAKERS

All less o'trans. new and unused. First quality.
3in. ... 12/11 5in. ... 12/6
6 1/2in. ... 13/6 8in. ... 15/-
10in. ... 32/6

All 12 inch speakers available free of purchase tax.

OUTPUT TRANSFORMERS

40 mA. Multi ratio 6/11
80 mA. Multi ratio 14/11
80 mA. Pentode 12/6
60 mA. Plessey, 6,000 ohms Standard pentode 4/11
Pentode 3/6
Midget Pentode 4/3
Miniature Pentode, 3S4, 1S4 4/6
PX4 Intervalve 8/6
5:1 Intervalve 5/11

The television set you can build at home from standard parts.

A MODEL FOR EACH FREQUENCY. State station required.


Brilliant high definition black and white picture. Superb reproduction. Uses 9in. or 12in. Cathode Ray Tube. Table or Console Model.

Incorporates all the latest developments.

Television for the home constructor at its finest.

Send to-day for the CONSTRUCTION ENVELOPE, 32-page booklet crammed with top-rate information and all the necessary data, also 8 full-size working drawings and stage by stage wiring instructions.

Alexandra Palace, Sutton Coldfield, Holme Moss, Kirk o' Shotts, Wenvoe, Pontop Pike, Belfast. State model required.



PRICE 7/6 per copy. Post free

TWO-GANG TUNING CONDENSERS .0005MFD.

No. 1. Miniature. With Perspex dust cover and trimmers. Size: 1 1/2in. x 2in. x 1 1/2in. 1in. spindle.

LASKY'S PRICE, 8/6.

No. 2. Midget. With trimmers. Size: 2 1/2in. x 1 1/2in. x 1 1/2in. 1in. spindle.

LASKY'S PRICE, 8/6.

No. 3. Midget. Less trimmers. Size: 2in. x 1 1/2in. x 1 1/2in. 1in. spindle.

LASKY'S PRICE, 6/6.

No. 4. Standard type. Size: 2 1/2in. x 2 1/2in. x 1 1/2in. 1in. spindle.

LASKY'S PRICE, 6/6.

I.F. TRANSFORMERS

465 Kc/s Iron dust cores in cans, midget type. Size: lin. x lin. x 2 1/2in. By Plessey. Price 9/6 per pair.

WEARITE TYPE 550. 445-520 Kc/s. 10/- per pair.

WEARITE TYPE 500. 450-470 Kc/s. 10/- per pair.

TWO-WAY TALKIE. Sound powered inter-com. units.

Can be set up anywhere, and gives effective communication up to a distance of 500 feet. Units can be purchased to give up to 4-way intercommunication. In metal case, brown crackle finish. Size: 6" x 5 1/2" x 8". Complete with 5in. P.M. speaker and two U2 batteries.

PRICE:

Master Unit, with 4-station selector switch 37/6
Sub-stations 27/6
Carriage 2/6 each.

INTERCOM UNITS.

4-station operation. For use on A.C./D.C. mains 200-250 volts. Supplied complete, with 3 new valves, ready for immediate installation. Fitted in attractive plastic cabinet. Suitable for use as baby alarm.

MASTER UNIT £7/15/-.

Carr. 5/- extra.
Extension Units. Price 21/- each complete. Carriage 2/- each extra.

PORTABLE RADIO CABINETS



Redine finish. In silver, blue or red. Complete with dial, pointer, knobs, back, speaker fret and 5in. p.m. speaker and handle. Size 13 x 7 x 10in. PRICE 37/6 complete. Carriage 5/- extra. Give second choice of colour when ordering.

MAINS TRANSFORMERS

All 200-250 volts c.p.s. primary. Finest quality, fully guaranteed. MBA/3. 350-0-350 v. 80 mA., 6.3 v. 3 a., 5 v. 2 a. Both filaments tapped at 4 volts. An ideal replacement trans. Price 18/-.
MBA/6. 350-0-350 v. 100 mA. 6.3 v. 3 a., 5 v. 2 a. With mains tapping board. Price 22/6.
MBA/7. 250-0-250 v. 80 mA., 6.3 v. 3 a., 5 v. 2 a. Both filaments tapped at 4 volts. Price 18/-.
AT/3. Auto transformer. 0-10-120, 200-230-240 volts 100 watt. Price 17/6.

FILAMENT TRANSFORMERS

6.3 v. 1.5 a., 7/11.
6.3 v. 3 a., 12/6.
Special Transformer. 2 amps., with the following tappings: 3, 4, 5, 6, 8, 9, 10, 12, 15, 18, 20, 24 and 30 volts. Price 17/6.

SMOOTHING CHOKES.

20 mA 40 H 3/11
40 mA 8 H 3/11
40 mA 10 H 4/3
100 mA 10-20 H 7/3
250 mA 10 H 18/6

RADIO

ow Road) Ltd.,
DDINGTON, LONDON, W.9

Hospital)
485/487 Harrow Road, Paddington, London, W.10
1979 and 7214. All Departments.

TERMS: Pro Forma, Cash with order, or C.O.D. on post items only. Postage and package on orders value £1-1/- extra, £5-2/- extra, £10-3/6 extra. Over £10 carriage free. All goods fully insured in transit.



GREAT T.V. OFFER! FAMOUS NAME MANUFACTURER

5 CHANNEL SUPERHET

Uses 15 valves. Originally made for projection, and is complete with line and frame time bases, sound-vision strip, and all controls.

VALVE LINE-UP. MULLARD VALVES


- V1. EF80, RF. amp.
- V2. ECL80 Freq. cha.
- V3. EF80 Vision IF, 13.4 Mc/s.
- V4. EF80 Vision IF, 13.4 Mc/s.
- V5. EB91 Vision demodulator and vis. int. limiter.
- V6. EF80 Video freq. amplifier.
- V7. ECL80 Sync. sep. and frame clipper.
- V8. ECL80 Frame time base.
- V9. EF80 Line time base blocking osc.
- V10. EL38 Line time base amplifier.
- V11. EB91 Protection circuit.
- V12. EF80 Sound IF, 9.9 Mc/s.
- V13. EBF80 Sound IF, 9.9 Mc/s.
- V14. EB91 Sound demodulator and noise limiter.
- V15. EL41 Sound output.

Dimensions:—13in. wide, 12½in. deep, 3½in. high chassis. Overall height 8in. Power supplies needed: L.T., 6.3 volts; H.T., 300 volts.

LASKY'S PRICE **£8.19.6d.**


Carriage 17/6d. extra

Supplied less projection unit, valves and power pack.



V.H.F. SUPERHET TUNING UNITS

By well known manufacturer. Frustrated export order. Input 300 ohms balanced line.



Frequency range: 54-89 Mc/s. 174-217 Mc/s. Uses 2 6AK5 and 1 6C4. I.F. 45 Mc/s. Permeability tuned. (Blank scale.)

Provision for automatic gain control. Dimensions:—9in. wide, 6½in. deep, 4in. high. 9in. scale. Width including scale overlap 14in.

LASKY'S PRICE **17/6** Carriage 2/6d. extra

Less Valves

CIRCUIT DIAGRAM SUPPLIED

15-INCH CATHODE RAY TUBE MASKS

No. 1. Cream rubber. Latest aspect ratio. Overall dimensions: 17in. wide, 13in. high. Price 17/6. Postage 2/- extra.

No. 2. Plastic, incorporating gold finish tube escutcheon, and dark screen filter. Latest aspect ratio. Overall dimensions: 15in. wide, 12in. high. Price 21/-, Postage 2/- extra.

STAFF HOLIDAYS
All departments will be closed on September 10th and 11th, and again on September 19th.

C.R.T. MASKS. Brand New.

LATEST ASPECT RATIO

9in.	7/-
10in.	7/6
12in.	15/-
12in. Flat Face.	15/-
12in. Old ratio.	9/6
12in. Plastic, with dk. sc. filter and gold finish escutcheon ..	17/6
14in. Rectangular ..	21/-
16in. Eng. Elect.	42/-
16in. Double D	31/6
17in. Rectangular ..	21/-

SOILED. NEW ASPECT RATIO

9in.	5/-
12in.	7/6
12in. with fitted armour plate glass, cream	11/6
12in. do. Black.	8/6

TEST PRODS

Fully fused, with retractable points, 4/11 per pair (1 red, 1 black).

Co-Axial Cable. 70-80 ohms impedance.

Single core, 9/- doz. yards. Twin core, 12/- doz. yards. Twin feeder, 6/- doz. yards. Co-Axial Connectors. For standard ¼in. cable, 1/11.

ARMOUR PLATE GLASS

15in. Actual size	
18½in. x 19½in. x ¼in.	7/11
12in. Actual size 13in. x 10½in. x ¼in.	4/-
9in. Actual size 9in. x 8in. x ¼in.	3/-

MANUFACTURERS' SURPLUS T.V. COMPONENTS

Wide Angle Scanning Coils. Low imp. line and frame ... pair	19/6
Scanning Coils. 35 mm. Low imp. line and frame	12/6
Frame multi ratio output trans.	10/6
Frame B.O. trans.	10/6
Plessey	10/6
Focus Coil. 35 mm. electro magnetic	12/6

LASKY'S

Lasky's (Harr 370 HARROW ROAD, PA

(Opposite Paddington MAIL ORDER & DESPATCH DEPARTMENTS

Telephones: CUNningham

Hours: Mon. to Sat. 9.30 a.m. to 6 p.m., Thurs. half-day 1 p.m.

DE LUXE TELEVISION CABINETS

OUR NEW 1954 12 inch MODEL (Mark II)




Can be supplied with cut out for 16in. c.r. tube, at no extra cost.

LASKY'S PRICE **£8.10.0d.**
Carriage 12/6d. extra

This cabinet is now supplied complete with mask, glass, castors, shelf, bearers, c.r. tube neck end protector, back, speaker-fret, and baffle board. Finished in beautiful figured medium, light, or dark walnut veneer, with high polish.

Suitable for most home construction television receivers, including the "Viewmaster," "Practical Television," "Tele King," "Magnaview," "Wireless World," etc., etc.

WHY NOT CONVERT YOUR TABLE RECEIVER TO A CONSOLE MODEL. Adaptor frames for fitting 9in. or 10in. cathode ray tubes can be supplied if required.



Inside Dimensions—
Depth 16½ins.,
width 17½ins.,
height 28ins.
Overall height 32ins. and width 18½ins.

9in. TABLE T.V. CABINETS



Medium shade mahogany finish. Complete with back, safety glass, speaker-fret. Internal dimensions: 19½in. high, 16in. wide, 14in. deep.

LASKY'S PRICE **39/6** Carriage 7/6 extra.

Adaptor frame available for 6in. C.R. tubes. The aperture can easily be enlarged to take 12in. or 14in. tubes.

10 K.V. METRSIL E.H.T. REGULATORS. By Metrovick. Pencil type. 5/- each.

SPECIAL C.R.T. OFFER
Brand new and unused 12in. ion trap cathode ray tubes. 6.3 volt heater, 7-9 Kv. E.H.T. 35 mm. neck. Black and white picture. By famous manufacturer.

PERFECT **£12/19/6**
Carriage and insurance 15/- per tube extra.

LINE TRANSFORMERS FOR "ETRONIC" T.V. RECEIVERS

No. 1. For models 1536 and 1637. Complete with EY51 rectifier. 45/-.
No. 2. 7Kv. type. 35/-.

POT/METERS. All values. Wire Wound from 3/6. Depending on wattage and length of spindle. Carbon. Less switch 3/3 each. With s.p. switch.... 4/3 each. With d.p. switch.... 5/6 each

VCR97 C.R. TUBES, new unused, 35/- Carriage 5/-.

EHT. Trans. for VCR97, 45/-.

Screen Enlarger for VCR97. Filter type, 17/6. Postage 2/6.

DINGHY AERIALS WITH REFLECTORS
Umbrella type, with wire mesh reflector complete with setting up instructions. Mast not supplied.

LASKY'S PRICE **7/6** Post 1/6
Good for T.V. and U.H.F.

ANTENNA ROD SECTIONS
Steel, sprayed khaki. Each rod is 12in. long and ¼in. diam. Any number can be fitted together. PRICE 2/6 per doz., 6/- for 3 doz.

C.R.T. Rear Neck Protectors, 2/6.

12 VOLT D.C. MOTOR GENERATORS
Output 300 volts at 150 m/A. D.C. 7,500 r.p.m. Size: 2½in. diam. 6in. long. LASKY'S PRICE **17/6**

4 VALVE AMPLIFIER BRAND NEW AND UNUSED
For operation from 110-250 volts D.C. Uses 4 valves type PEN383. Very easily adapted for A.C./D.C. working. In wood cabinet size: 9 x 16 x 8in. LASKY'S PRICE **10/-**
Less Valves
Carriage 5/- extra.

SPEAKER FRET
Expanded Metal. Silver Finish. 12in. x 12in..... 3/11
12in. x 18in..... 5/11
Plastic White, 12in. x 5in. 2/-
Wire, Bronze, 11in. x 8in. 2/-

RECORD CHANGERS
Large selection available. Collaro 3-speed... **£10 19 6**
Collaro single speed.. **£8 10 0**
Carriage 10/- extra.

TELEVISION SELENIUM
The very latest "Sentercell" S.T.C. range.
K3/40, 3.2 kV. 7/6
K3/45, 3.6 kV. 8/2
K3/50, 4.0 kV. 8/8
K3/100, 8.0 kV. 14/8
K3/160, 12.8 kV. 21/6

DARK SCREEN FILTERS
18in. x 14½in..... 25/-
14½in. x 12½in..... 19/6
13½in. x 11in..... 14/11

PERSPEX. 13½in. x 10½in. x ¼in. Neutral shade, slightly marked, 4/11 per piece.

SOLON SOLDERING IRONS
220-250 volts. Latest model instrument iron 19/8
Standard model..... 19/-

ALL WAVE RADIO INTER-FERENCE SUPPRESSOR UNITS, 5/6 each.

JACK PLUGS AND SOCKETS
Standard size, 3/11 per pair.

TOGGLE SWITCHES. BULGIN
S.P.S.T. 1/6
D.P.S.T. 2/6
D.P.D.T. 2/11
Double pole change over 3/6

12 VOLT VIBRATOR UNITS
Output 230 volts 80 mA. BRAND NEW AND UNUSED. Size: 9 x 5 x 5½in. Supplied less vibrator. Vibrator required is 6-pin synchronous. **19/6**
LASKY'S PRICE
Carr. 3/6 extra.
Other types in stock from 15/-.

RADIO

ow Road) Ltd.,
DDINGTON, LONDON, W.9
(Hospital)

485/487 Harrow Road, Paddington, London, W.10
1979 and 7214. All Departments.

TERMS: Pro Forma, Cash with order, or C.O.D. on post items only. Postage and package on orders value £1-1/- extra, £5-2/- extra. £10-3/6 extra. Over £10 carriage free. All goods fully insured in transit.

ALPHA RADIO SUPPLY CO.

ENAMELLED COPPER WIRE

S.W.G.	All 4 oz. Reels.	S.W.G.	Price
16	1/11	30	3/1
18	2/1	32	3/3
20	2/3	34	3/5
22	2/5	36	3/7
24	2/7	38	3/11
26	2/9	40	4/2
28	2/11	44	1/9

CONDENSERS

8 mfd. 450 v.	1/11
16 mfd. 450 v.	3/3
32 mfd. 350 v.	1/9
8 mfd. 350 v.	1/3
16 x 16 mfd. 450 v.	3/-
100 mfd. 25 v.	1/9
I.F. Transformers, 465 Kc/s pair	6/9
Yaxley, 2-pole change-over...	1/-
Yaxley, 1-pole 8 way	1/6
Yaxley, 4-pole 3 way	2/6

WIRE WOUND CONTROLS

5Ω, 200Ω, 2KΩ, 400Ω, 5KΩ, 10KΩ, 15KΩ, 20KΩ, 25KΩ, 50KΩ. All each	2/-
Pre-set Types—	
Colvern CLR901, 1 KΩ	1/9
Polarr, 500Ω	1/9

EX-GOVERNMENT CONTROLS (CARBON)

500Ω, 600Ω, 10KΩ, 20KΩ, 25KΩ, 50KΩ, 100KΩ, 250KΩ, 1/2 meg., 1 meg., 2 meg.	1/-
--	-----

REPAIR YOUR OWN SPEAKERS

Cone replacements available as follows:
 Rola BZ and most other 8in. speakers with 1 pole piece ... 5/- ea.
 Rola 6Z and most other makes with 2in. pole piece ... 4/6 ea.
 Philco and R. & A. 8in. ... 5/- ea.
 Philco and R. & A. 6in. ... 4/6 ea.
 Post and packing on above 1/- each.

SPECIAL PURPOSE VALVES

EF8	6/6	954	2/-
955	4/9	956	3/6
VU111	3/6	VU120A	3/6
6G6G	6/6	CV71	1/3
TT11	6/6	9000	6/-
9001	6/3	9002	6/3
9004	6/3	VR137	5/-
VR116	4/-	2X2	5/6
VU39	8/6	VR53	3/6
VR136	7/-	VR55	7/3
VR56	7/-	VR65	3/9
VR65A	3/6	VR91	6/-
VR66	3/9	CV188	3/9

Wander Plugs. Red only 1 1/2d. each.

MULTICORE SOLDER. Per packet, 6d.
EF50 CERAMIC VALVE HOLDERS with screw Retainer Rings, 10d. each.

BATTERY CHARGERS

Type BCI, 200/250 v. A.C., charge 6 v. 1 amp
 All enclosed just 2 leads for input and two leads for output, complete with bulldog clips, 35/- each.

COLLARO TAPE DESK MOTORS

Shaded-pole type, clockwise and anti-clockwise, 56/- pair.

SUPPRESSORS

Metal Case Mains Suppressor inserted in Mains Lead will cut out that interference each ... 2/6
 Plug Suppressor. Terminal Screw Fitting each ... 1/2
 P.K. Self Tapping Screws. No.4, 1/2in., doz. ... 3 1/2d.
 Copper Plated Tubular Rods 12in. long, each 3d.
 Will plug into one another to make any length Rod Aerials.
 Epicyclic Friction Drive Ratio 8—1, each ... 1/6
 Epicyclic Friction Drive with Brass Drum.
 For use with Steel Dial Drive Wire, each ... 1/9

SCREENED CABLES

Single Type per yard...	6d.
Twin Core " " "	7d.
Three Core " " "	9d.
Rubber Grommets. Mixed sizes, doz.	6d.

METAL RECTIFIERS

12 v. 1/2 amp., 1/6; 2 v. 1 amp., 3/-; 12 v. 1 amp., 4/9; 12 v. 2 amp., 10/6; 12 v. 3 amp., 13/6; 12 v. 5 amp., 18/6; 250 v. 45 m/a., 6/9; 300 v. 60 m/a., 7/6; 250 v. 75 m/a., 7/6.
--

LOUDSPEAKERS

PLESSEY, 3in. Round Type for Personnel Portables, 3 ohm	12/9
ELAC, 3 1/2in. Square Type 3/09, 3 ohm	13/6
ELAC, 5in. Round Type	12/3
LECTRONA, 5in. Latest Type	12/3
GOODMAN'S, 6 1/2in. Lightweight, 2 to 3 ohm	13/6
TRUVOX, 6 1/2in. Wafer, 1 1/2in. deep	20/-
PLESSEY, 8in. Lightweight, 2 to 3 ohm	15/-
ELAC, 8in. Type 8/37, 2 to 3 ohm	15/9
LECTRONA, 8in.	14/-
ROLA, 8in.	16/6
PLESSEY, 10in. Lightweight, 2 to 3 ohm	19/6
ROLA, 10in. 2 to 3 ohm	28/6
LECTRONA, 10in.	16/6
TRUVOX, 12in. BX11 Lightweight, 2 to 3 ohm	57/6
TRUVOX, 12in. Heavy Duty Model, 15 ohm Speech Coil, Model 559	£5/15/-

GRID CAPS

Octal size push-on type, doz.	6d.
British screened type	3d.

RECEIVER I132A

Contains EK32, 4 EF39, 6H6, 6J5, 3 SP61, P61, In good condition. Fitted with tuning meter, slow-motion drive and dial. Complete, with Circuit Diagram, 50/- each, carriage, etc., 7/6.

Single Hole Fixing Belling Fuse Holders, Panel Mounting	1/-
Paper Block Condensers, 2 mfd. 1,000 v.	1/-
Amphenol Valve Holders, Int. Octal	6d.
Local Paxolin Valve Holders	3 1/2d.
Bias Condensers, 25 mfd. 25 v.	1/3

RESISTORS, 1 WATT

330Ω, 22Ω, 470KΩ, 10K, 30KΩ, 150KΩ, 56KΩ, 33KΩ, 330KΩ, 1KΩ, 18KΩ, 1.8KΩ, 39Ω, 47KΩ, 2.7KΩ, 150Ω, 68Ω, 39KΩ, 100Ω, 68KΩ, 40KΩ, 680Ω, 220Ω, 12KΩ, 4.7KΩ, 680KΩ, 2.2KΩ, 100KΩ, 15KΩ. All 6d. each.

Interval Transformers	1/6
Microphone Transformers, 60-1 ratio	1/6
VCR139 Tube Base and Screen	19/6

Post and packing 1/6.

MAINS TRANSFORMERS 3-WAY MOUNTING TYPE



MT1
 Primary: 200-220-240 v.
 Secondaries: 250-0-250 v.
 80 m.a., 0.4 v. 5 amp. 6.3 v.
 4 amp. 0.4-5 v. 2 amp. 17/6 each.

MT2
 Primary: 200-220-240 v.
 Secondaries: 350-0-350 v.

80 m.a., 0.4 v. 5 amp. 6.3 v. 4-amp. 0.4-5 v. 2 amp. 17/6 each.

AUTO TRANSFORMER
 0-10-120-200-230-250 v. 100 watts. 17/6 each.

MT3

Primary: 200-220-240 v. Secondary: 30 v. 2 amps., Taps at 3 v., 4 v., 5 v., 6 v., 8 v., 9 v., 10 v., 12 v., 15 v., 18 v., 20 v., 24 v., 17/6 each.
 Crystal Diodes, each ... 1/8
 Screened Mic. Cable, yd. ... 6d.

HEADPHONES

High resistance type, pr. ... 10/-
 Low resistance type, pr. ... 7/6

VCR138 CHASSIS

An ideal breakdown chassis, contains VCR138 and 12 Mazda valves: SP61, EB34, EA50, etc., 40/- each, carriage 5/6.

INDICATOR LAMPS

Single hole fixing, solid metal construction. Screw ring fixing. Simple bulb replacement system ... 1/9
 Spring fixing type. Single hole ... 9d.

SINGLE P.V.C. COVERED WIRE
 Various colours: Red, Blue, White, Green, Yellow, etc. 5/6 per 100 yards.

INDICATOR UNIT TYPE 6
 Brand new with VCR97 tube, EF50, valves, wire wound coil, controls, resistors and condensers, 72/6 carriage 7/6.

INDICATOR UNIT TYPE 233
 Complete with VCR97 and 10 Mazda valves, 70/- each. Carriage 7/6.

COLLARO AC37

Gramophone motor, variable speed, manual adjustment. 4-pole shaded-pole type, 100/130 v., 200/250 v., complete with 10in. E.M.I. type turn-table. 46/- each, post 1/6.

INDICATOR UNIT TYPE 255.

Case size 17 1/2in. x 13in. x 1 1/2in. All controls on front panel. Contains VCR517C; 15, VR91 (EF50) x 2, 6X5G; 7, VR54; 1, EF55.

BRAND NEW. All Complete £8 each, Carriage 7/6.

YAXLEY SWITCH. 4 pole 2 way. 1/9 ea.
TV COIL FORMERS. 1in. 9d. ea., 1in. 7d. ea.
E.H.T. PENCIL RECTIFIERS
 T3/25 4/3; K3/40 5/6 ea.; K3/45 6/3; K3/50 7/-; K3/160 17/6.

VIBRATORS: 6 and 12 v. 4-pin U.X. Base Type. 6/6 ea.
BLOCK CONDENSER. 4 mfd 500 v., 1/6 ea.

TOGGLE SWITCHES DPDT 2/9. DPST 2/3.

HYDROMETER. In wooden case. 8/6 ea.

CONDENSER CLIPS. 3d. ea.

J.B. CONDENSERS, etc.

Reaction Condensers, .0001, .0003, .0005, 3/10 ea.
 SL8 5-pin wheel drive, 27/6 each.
 Full vision drive, 13/- ea.
 SLS RV Drive 26/6 ea.
 Cord drives, eyebolts, drums, etc.
 Send for List.

ENGRAVED KNOBS

1 1/2in. dia. for 1/2in. spindles.
 Available cream or walnut, engraved as follows:
 Focus, Brilliance, Contrast, Brilliance On/Off, Wavechange, On/Off, Tuning, Volume, S.M.L. Gram, Tone, Vol. On/Off, Bass, Treble, Record/Play. All 1/6 ea.
 Plain Knobs to match 1/- ea.

ARMOUR-PLATED GLASS

Size 1 1/2in. x 10 1/2in. Rounded corners, 4/- ea.
LINE CORD. .3 amp, 3 core 60Ω per foot, 1/6 yd.
VARNISHED COTTON SLEEVING. 1mm., 1/6 doz. yds.

TAG BOARDS. 2 Tag and earth 2 1/2d. ea.
TAG BOARDS. 4 Tag and earth, 3 1/2d. ea.
TRIMMER. 2 bank 200/200 Pt, 10d. ea.

P.K. SELF TAPPING SCREWS. No. 4 1/2in., 3/6 gross.

44Ω VARIABLE RESISTOR. Suitable for light dimmer or for train sets. 5/- ea.

TERMS: Cash with order or C.O.D. Postage and Packing charges extra, as follows: Orders value 10/- add 9d.; 20/- add 1/-; 40/- add 1/6; above 40/- 2/-, unless otherwise stated. Minimum C.O.D. fee and postage, 2/3.
 Illustrated Catalogue 6d. in stamps.

MAIL ORDER ONLY

5/6 VINCES CHAMBERS, VICTORIA SQUARE, LEEDS. 1

CLYDESDALE

Prices Slashed

TI154B TRANSMITTER UNIT

Medium/High powered, for C.W.-M.C.W.-R/T. 3 Ranges 10-5.5 Mc/s, 5.5-3 Mc/s, 500-200 kc/s. Complete with 4 valves, etc., in metal case 14 x 16½ x 8½in. External Power Supply required.

ASK FOR X/E5A **39/6** Each CARRIAGE 7/6 EXTRA Circuit 2/3

RI155 RECEIVER UNIT

Communications, D.F. and "Ham" 20, 40, 80, 5 ranges 18-7.5 Mc/s, 7.5-3 Mc/s, 1500-600 kc/s, 500-200 kc/s and 200-75 kc/s. Complete with 10 valves. 5M drive, ME tuning, BFO, etc., in metal case 16½ x 9 x 9in. External Power Supply required.



APPEARANCE AS NEW ASK FOR X/E6 **£9.19.6** CARR. PAID

APPEARANCE GOOD ASK FOR X/H916 **£8.19.6** CARR. PAID

APPEARANCE ROUGH ASK FOR X/H898 **£5.19.6** CARR. 7/6 EXTRA Circuit 1/3.



VISUAL INDICATOR TYPE I. Ref. 10Q/2.
Dual reading Left/Right DF meter for RI155. 2½in. Scale, Overall dim.: 3½ x 2½in. In used condition.
ASK FOR X/H862A **12/6** Each POST PAID

LOOP AERIAL TYPE 17 10D/16950.
NOT designed for RI155, but could be used. NO Housing, scaled 0-350 degrees. Wgt. 2½lb.
ASK FOR X/H938 **21/-** Each POST PAID

JEFFERSON-TRAVIS UF 2
Transceiver Chassis. (U.S.A. made)
Less valves, partly stripped by the M.O.S., also less inductances, OSC connections. Original frequencies 60-75 Mc/s. In black crackle cabinet 15½ x 18½ x 8½in.
ASK FOR X/H518 **17/6** Each CARRIAGE PAID
Circuit 2/6.

BC-456 SPEECH MODULATOR UNITS.
Part of SCR-274-N "Command" Equipment (U.S.A. made.)
Complete with valves 1625, 1215 and VR150/30 Transformers, Relays, etc., less Dynamotor. Overall dim.: 10½ x 7½ x 4½in. Loose stored.
ASK FOR X/E42 **27/6** Each CARRIAGE PAID
Circuit 1/3.

S-440-B VHF TRANSMITTER CHASSIS.
Part of the Stratton P40 Equipment.
Less valves, partly stripped by the M.O.S., also less inductances and Crystal, but otherwise a good basis for reconstruction, compact size 14 x 8 x 7in. Original frequencies 85-95 Mc/s.
ASK FOR X/H517 **15/-** Each CARRIAGE PAID
Circuit 1/3.

MODULATOR 169.
BRAND NEW. In original wood case.
Contains:—CV7 Klystron and valves CV85, 5U4G, EF50, Metal Rectifiers, plus H.V. chokes and condensers. 80 v. 400 c/s Trans. Dim.:—18 x 8½ x 7½in. Finish black.
ASK FOR X/H713 **21/-** Each CARRIAGE PAID

WS-18 RECEIVER CHASSIS
Complete with valves 3/ARPI2 (VP23), AR8 (HL23DA), IF 465 kc/s. Range 6-9 Mc/s. (Battery operated). Chassis 8½ x 5 x 1in. Front panel 9½ x 5½in.
ASK FOR X/H22 **25/-** Each POST PAID

WS-18 TRANSMITTER-RECEIVER CHASSIS.
Comprises Receiver as above plus Transmitter Chassis, less valves, partly stripped by M.O.S., also less meter and inductances. Contained in metal carrying case dim.: 11 x 10 x 17in.
ASK FOR X/H349 **33/6** Each CARRIAGE PAID

POWER UNITS for TI154/RI155 UNITS
Types 33 or 33B. Input 24 v. D.C. 16 a. Output 1,200 v. D.C. 200 mA.
ASK FOR X/E7A.
Types 35 or 35A. Input 18 v. D.C. 12 a. Outputs 7.2 v. D.V. 13 a. and 225 v. D.C. 110 mA.
ASK FOR X/E8A.
Each a Motor Generator Unit, smoothed, etc., in metal case 16 x 7½ x 6in.
LOOSE STORED
ANY UNIT **42/6** Each CARRIAGE PAID

AERIAL SYSTEM TYPE 62.
U.H.F. Antenna on streamlined moulding with VR92 (EA50) untuned detector stage. Overall dim.: 13½ x 4½ x 2½ Antenna 22.5 cm.
ASK FOR X/H496 **3/6** Each 9d. EXTRA
Circuit 1/3.
AERIAL ROD.
15in. lengths, copper plated steel tube, ferruled to interlock and an Aerial of desired length.
½in. dia.: Ask for X/H709.
¾in. dia.: Ask for X/H710.
EITHER SIZE **5/6** Doz. Lengths 6d. EXTRA

REBECCA ANTENNA AN-148-N.
110BB/36. (U.S.A. made.)
240 Mc/s dipole and Director with mtg. plate and support, Stand. Dakota Aircraft fitting.
ASK FOR X/H53 **3/6** Each 9d. EXTRA

RADAR REFLECTOR AERIAL MX-137/A.
Spider Web mesh Aerial in original moisture proof carton, with assembly instructions.
ASK FOR X/E175 **4/11** Each 9d. EXTRA

STAINLESS STEEL AERIAL WIRE
7/015 in reels of approx. 1,600ft. made by Temco.
ASK FOR X/E143 **25/-** Reel CARRIAGE PAID

DINGHY TELESCOPIC MAST.
Aluminium Telescopes from 14½in. to 7½ft. Seven sections, base dia. ½in., top dia. ¼in. Wgt. 4 oz.
ASK FOR X/H489 **4/6** Each 6d. EXTRA

GYRO ANGLING POWER UNIT 9/2201.
Torpedo directional control gear unit 360 degree rotation 7 times per minute. 24 v. D.C. Electric Motor, worm drive, ball-race bearings, weather proof casing.
Could be adapted as rotating head for 2 metre and other lightweight beams. Dim.: 5 x 5 x 2½in. Wgt. 5½lb.
ASK FOR X/E874 **12/6** Each POST PAID

MONITOR CRYSTAL TYPE 2 10T/11390.

As used with R1116 or R1082.
Less valves and Crystals, but otherwise complete; dim.: 7½ x 5½ x 3½in. Plastic construction, in Transit Case.
ASK FOR X/H872 **5/-** Each 1/- EXTRA

CALIBRATOR UNIT R.D.F. No. 1 ZA.14401.

In Original Wood Case.
Complete with valves 2/VR65 (SP61), 2/VR66 (P61), 2/VR92 (EA50) 5Z4G and VGT128 (GTK). 80 v. 400 c/s Power Supply, condensers, resistors, etc. Dim.: 13 x 7½ x 9½in.
ASK FOR X/H829 **30/-** Each CARRIAGE PAID

FLUXMETER TYPE I. WY 0023.

Designed to determine the polarity of Magnets. Complete with probe, 3 ranges: 500/1000 gauss, 1000/2000 gauss, 2000/4000 gauss. M/C Meter and instruction leaflet. Less batt (1.5 v.) in wood case with hinged lid and handle. Dim.: 12½ x 9 x 6in.
ASK FOR X/H361 **55/-** Each CARRIAGE PAID

TEST KIT TYPE 6 10S/720.

British version of APN-1 Radio Altimeter Tester. Comprises FM Osc. operating on approx. 420 Mc/s (using 2/955 Acorns) plus associated circuits and utilising mostly American Components, with 24 v. D.C. Dynamotor, in enclosed metal box with carrying handles and hinged lid, dim.: 18 x 15 x 10½in. Less Cable, connectors and Tools.
ASK FOR X/E789A **79/6** Each CARRIAGE PAID

TEST OSCILLATOR TS-24/ARR-2.

(U.S.A. made.)
For alignment of TBX Aircraft Receivers. H.F. Osc. signal of 245 Mc/s. L.F. Osc. tuned 540-830 kc/s, 2/955 acorns, safety time switch, calibrated dial, etc. Complete less batteries. In metal box 9½ x 7½ x 7in.
ASK FOR X/H364 **49/6** Each CARRIAGE PAID

TEST OSCILLATOR TS-24A/ARR-2.

(U.S.A. made.)
As TS-24/ARR-2 but having additional tone modulation section, with further 955 acorn, this provides optional Audio Signal Switch controlled.
ASK FOR X/H364A **59/6** Each CARRIAGE PAID

TEST SET TYPE 102.

A 250 v. A.C. 50 c/s Test Set emitting 25 c/s and 50 c/s synchronising pulses. Amplitude calibrated 0/2 a. and 1.4 watts for output lamp. Complete with valves, 6I5 and CV18 (double triode) photo-meter type comparator, spare lamps, output cable, etc., in steel box 11 x 9 x 10in., with carrying handle.
ASK FOR X/H561 **59/6** Each CARRIAGE PAID

ELECTROSTATIC KILOVOLT METER.

Range 0/2 kV. 2½in. round mld. case, drilled flange.
ASK FOR X/E333 **27/6** Each POST PAID

SEE OVERLEAF FOR MORE
CLYDESDALE SUPPLY CO. LTD.
2 BRIDGE STREET, GLASGOW

CLYDESDALE BARGAINS



Prices slashed

TEST METER TYPE E.
Ref.: 10S/10613, made by A.V.O.
D.C. Multi-range Meter with 14 test ranges, 2 v., 20 v., 200 v., 1,000 v. D.C. at 1.25 mA or 2.5 mA f.s.d., 20 mA, 100 mA, 200 mA, 2 a., 20 a., 10,000 ohms. Scale marked: 0/40 amps/volts, 0/20 amps/volts, 0/10 amps/volts, 0/5,000 ohms and infinity. Dim.: 4 1/2 x 3 1/2 x 1 1/2 in. Tested less battery (U10) 1.5 v.
ASK FOR POST PAID
X/H232 **49/6** Each

500 MICROAMP METER REF. ZN2106.
For WS-18 Transmitter.
2in. round, clip mounting case. Res. 500 ohms.
ASK FOR POST PAID
X/H232 **15/-** Each

WALNUT-FINISH WOOD RADIO CABINET.
Dim.: Internal 8 1/2 x 15 1/2 x 7 1/2 in. approx. External 9 1/2 x 17 x 8 in. approx.
ASK FOR POST PAID
X/H394 **12/6** Each

Or Cabinet as above with 3 waveband glass dials, expanded metal L.S. Grill, 3 knobs 1 1/2 in. dia. fluted type.
ASK FOR POST PAID
X/H945 **17/6** Each

PLASTIC RADIO CABINET.
Dim.: Internal 11 x 6 1/2 x 4 1/2 in. approx. External 12 x 7 1/2 x 6 1/2 in. approx.
ASK FOR POST PAID
X/H720 **12/6** Each

THROAT MICROPHONE. Ref. ZA.13935.
Pair Electro Magnetic lozenge shaped pieces (7.5 ohms) with strap, lead and jackplug.
ASK FOR POST PAID
X/E14 **3/11** Each 6d. EXTRA

THROAT MICROPHONE. Ref. ZA.19374.
Pair Electro Magnetic lozenge shaped pieces (7.5 ohms) with strap, lead and jackplug.
ASK FOR POST PAID
X/H955 **4/11** Each 6d. EXTRA

THROAT MICROPHONE.
(U.S.A. made.)
Pair Carbon buttons on mtd. rubber with strap, lead and miniature 2-pin plug.
ASK FOR POST PAID
X/H57 **3/11** Each 6d. EXTRA

MICROPHONE. Ref. 10A/14381.
(Flying Helmet Type.)
Electro Magnetic 500 ohms with switch, lead and 2-way socket.
ASK FOR POST PAID
X/E16 **3/11** Each 6d. EXTRA

CARBON HANDSET MICROPHONES
No. 8 Ask for X/H480.
No. 4A Ask for X/E13.
With handle switch, lead and 4-way socket.
EITHER POST PAID
UNIT **7/6** Each

CARBON POWER MICROPHONE
In Original Carton (made by Tannoy).
With Transformer and leads. Output 4-5 watts (with loudspeaker and 12 volt Acc. would make a portable P.A. Unit). Power Consumption 2 amps approx.
ASK FOR POST PAID
X/E894 **39/6** Each

CARBON POWER MICROPHONE.
And Moving Coil Headphone Assembly. Ref. ZA17604. In Original Carton.
Ex-Tank Corps, with leads and 5-point plug.
ASK FOR POST PAID
X/E18 **15/-** Each

HEADPHONES C.H.R.-2.
Pair High Impedance 4,000 ohms, with wire headband and leads.
ASK FOR POST PAID
X/H786 **10/9** Each

HEADPHONES D.L.R.-1.
Pair low Impedance 50 ohms with headband, lead, and jackplug.
ASK FOR POST PAID
X/H390 **7/8** Each

MORSE PRACTICE BOARD ONLY.
Comprises Key, buzzer, and phone terminals on board 6 1/2 x 6 1/2 x 1 1/2 in. with battery clamps.
ASK FOR POST PAID
X/E1X **5/6** Each 9d. EXTRA

ACCUMULATORS.
2 volt 9 a.h. Capacity. "Dry" type, dim.: 4 1/2 x 3 1/2 x 1 1/2 in.
ASK FOR POST PAID
X/H36 **5/11** Each 1/- EXTRA

2 volt 14 a.h. Capacity. Wet type dim.: 7 x 2 x 2 in.
ASK FOR POST PAID
X/H367 **3/6** Each 1/- EXTRA

CONDENSERS.
Mansbridge Metal cased type, dim.: 5 1/2 x 4 x 1 1/2 in. XRN., Capacity 6 mfd. wkg. Vtg. 2000 volts.
ASK FOR POST PAID
X/H359 **5/6** Each 9d. EXTRA

Electrolytic Tubular. Aluminium cased, wxd. cardboard cover. U.S.A. made. Capacity 32 mfd. wkg. Vtg. 450 v. D.C. Dim.: Dia. 2in. length 4 1/2 in. with mtg. plate.
ASK FOR POST PAID
X/H852 **1/9** Each 6d. EXTRA

Or 3 Condensers (32/450) as above, in original sealed carton.
ASK FOR POST PAID
X/H852X **4/6** Each 9d. EXTRA

Electrolytic Tubular. Aluminium case, clip mtg. Capacity 8-16 mfd. wkg. Vtg. 450 v. D.C. Dia.: 1 1/2 x 2 1/2 in. Mfg. Surplus.
ASK FOR POST PAID
X/H918 **3/-** Each 3d. EXTRA
Clip 4d. extra.

Electrolytic Tubular. Aluminium Case. Capacity 8 mfd. wkg. Vtg. 450 v. D.C. Dia.: 1 x 2 1/2 in. Tag Ends. Mfg. Surplus.
ASK FOR POST PAID
X/H598 **1/9** Each 3d. EXTRA

Ceramic Tubular. Mfg. Surplus. Capacity PF 1100, 1,000, 504, 200, 180, 150, 120, 120, 82, 68, 56, 39, 33, 15, 12, 8, 2, 6.8. Price 6d. each, post 1 1/2 d. extra. Dozen Lots 5/- post paid.

Silver Mica. (w) waxed, (p) pitched. Mfg. Surplus. Capacity PF. 5000 (w), 4550 (w), 4000 (w), 432 (w), 432 (p), 350 (p), 135 (p), 47 (w), 20 (w), 10 (w), 8 (w), 5 (w). Price 6d. each, post 1 1/2 d. extra. Dozen lots 5/- post paid.

Tubular Paper (pitch covered) 400 v. D.C. wkg. Mfg. Surplus. Capacity mfd. 0.068, 0.039, 0.022, 0.018, 0.015, 0.0082, 0.00068, 0.0056, 0.0039, 0.0027, 0.0022, 0.0018, 0.00082, 0.00068. Price 4d. each, post 1 1/2 d. extra. Dozen lots 3/6 post paid.

Tubular Paper (pitch covered) 600 v. D.C. wkg. Capacity mfd. 0.012, 0.0082, 0.0033, 0.00082. Price 6d. each, post 1 1/2 d. extra. Dozen lots 5/- post paid.

Volume Controls. Potentiometers, Carbon Track. 1/2 meg. (500,000 ohms), long spindle fitted DP/ST Switch and mtg. plate.
ASK FOR POST PAID
X/E189 **3/11** Each 3d. EXTRA

With DP Switch 1/2 in. Spindle, 100,000 ohms. Ref.: 3U/100M PAC X/H415, 500,000 ohms. Ref.: 3U/500M PAC X/H655. Price 3/9 each, post 3d. extra.

With SP Switch 3in. Spindle. 2 meg ohm. Ref.: 187-Z-2169.
ASK FOR POST PAID
X/H427 **3/3** Each 3d. EXTRA

Less Switch. 3in. Spindle, 1/2 meg. (250,000 ohms).
ASK FOR POST PAID
X/H705 **2/3** Each 3d. EXTRA

Preset Types, less switch.
(M) Metal type, (T) Tropicalised. 10,000 ohms, Ref.: 10W/8655 X/H434 (T). 25,000 ohms, Ref.: 10W/9230 X/H433 (T). 100,000 ohms, Ref.: 10W/7457 X/H414 (M). 200,000 ohms, X/H956 (M). 250,000 ohms, Ref.: 10W/9188 X/H431 (T). Price 1/6 each, post 3d. extra.

Short Spindle Types, less switch.
50,000 ohms, Ref.: 10W/8741 1/2 in. Sp. X/E924 (T) 100,000 ohms, Ref.: 10W/8777 1/2 in. Sp. X/H699 (T) 500,000 ohms, Ref.: 10W/7856 1/2 in. Sp. X/H700 (T) 1 meg. ohm, Ref.: ZA.2809 1/2 in. Sp. X/733 (M) Price 1/9 each. Post 3d. extra.

W.W. POTENTIOMETERS.
2 watt by Clarostat U.S.A. 10,000 ohms. Ref.: CMC-63532 Preset.
ASK FOR POST PAID
X/H957 **2/6** Each 3d. EXTRA

ROTARY CONVERTER TYPE 195.
Input 24 v. D.C. Output 230 v. 100 W. A.C. 50 c/s. Complete in metal case, dim.: 13 x 11 x 8 in. with carrying strap.
ASK FOR POST PAID
X/H914 **£5.19.6** Each CARRIAGE PAID

MALLORY SYNCHRONOUS VIBRAPACK.
Input 21 v. D.C. Output approx. 250 v. D.C. 70 mA unsmoothed, dim.: 5 1/2 x 2 1/2 x 5 in. Unused, but soiled and vibrator contacts stuck due to long storage.
ASK FOR POST PAID
X/E954 **10/-** Each

POWER UNIT TYPE 2A, Ref.: 10K/44 for T/R1133.
Input 12 v. D.C. 16.5 a. Outputs 6 v. D.C. 5 a. 150 v. D.C. 10 mA, 300 v. D.C. 70/240 mA, with starting relay, smoothing, etc. Case dim.: 12 1/2 x 8 x 5 1/2 in.
ASK FOR POST PAID
X/H822 **21/-** Each CARRIAGE PAID

POWER UNIT TYPE 104, for T/R1196 Receiver.
Input 12 v. D.C. 12 a. Outputs 230 v. D.C. 65 mA, 6.3 v. D.C. 2.5 a., smoothed, etc., case dim.: 8 1/2 x 4 x 6 1/2 in. Wgt. 12lb.
ASK FOR POST PAID
X/H343 **15/-** Each

POWER UNIT TYPE 87, for T/R1196 Receiver.
Input 24 v. D.C. 6 a., otherwise as P.U.104.
ASK FOR POST PAID
X/H343A **12/6** Each

A UNIVERSAL ELECTRIC MOTOR.
For 200/250 v. A.C. or D.C. Mains. By simple external wiring, full data supplied. New method gives better than 1/6th h.p. Using Ex-R.A.F. Motor Generator, dim.: 11 x 5 1/2 x 5 1/2 in. TYPE 29. ASK FOR X/E880A. TYPE 28. ASK FOR X/E880A.
EITHER CARRIAGE PAID
UNIT **25/-**

Or giving slightly less power, 1/2 h.p. Motor Generator Type 30.
ASK FOR CARRIAGE PAID
X/H488 **19/6** Each

ROTARY TRANSFORMER TYPE 44, Ref.: 10KB/409.
Input 18 v. D.C. 3.13 a. Output 450 v. D.C. 0.05 a. Spindle extended each end. Dim.: 8 1/2 x 3 1/2 x 3 1/2 in.
ASK FOR POST PAID
X/H845 **12/6** Each

STARTER MOTOR TYPE FE-I CA4750.
Heavy Duty 24 v. D.C. Starter Motor, as used in Aircraft, with recessed spindle, 6 hole end etc. dim.: 8 1/2 in. long 4 1/2 in. dia.
ASK FOR CARRIAGE PAID
X/H870 **10/-** Each

MIDGET MOTOR. Ref. 5U/2705.
Input 24 v. D.C. 2 a. R.p.m. 2,800 drive pulley each end, Overall dim.: 2 x 2 x 5 1/2 in.
ASK FOR POST PAID
X/H98 **7/6** Each

ENCLOSED, END THRUST, SHADED POLE MOTOR.
230 v. A.C. 50 c/s, 1/100th h.p., 1,500 r.p.m. Drive spindle 1/2 in. long, 1/2 in. dia. size: 4 x 3 1/2 in. dia. Wgt. 4lb. Colour Black.
ASK FOR POST PAID
X/H314 **22/6** Each

Illustrated Catalogue No. 8D. Price 1/6 (credited on first purchase of 10/- or over).

AMPLIFIER A1271. Ref.: 10U/549.
Used with T/R's 1133, 1143, 1143A, 1430, 1464, and Aerial System type 62. With valve VR56 (EF36) Relay, Transformers, etc., in metal case, dim.: 5 x 5 x 4 1/2 in.
ASK FOR POST PAID
X/H532 **7/6** Each

Circuit 1/3.
AMPLIFIER A1368.
For Battery operation.
2 stage, 2 valve intercom, and transmitter modulator pre-amplifier used with TR9, etc. With valves, VR35 (240QP), VR21 (210LF), etc., in metal case 7 x 4 1/2 x 4 1/2 in. and Circuit.
ASK FOR POST PAID
X/E898 **8/6** Each

at Clydesdale

F24 AIRCRAFT CAMERA, in Transit Case. With f/4.5in. lens, focal plane shutter. Adjustable from 1/60th to 1/1,000th of a second, and time, and suitable for hand or electric use. Takes 5 1/2 in. film.
ASK FOR £4.19.6. Each **CARRIAGE**
X/H302 POST PAID



RECORDER MK. II 24 VOLTS.

An Auto camera for 16 mm. film, operated by a 24 v. D.C. Motor 0.5 a., shutter can be set for single shot or one frame per 1/2 second continuously, f/4.5 lens with prism system for R/A operation through case side, Iris control and film footage Indicator, contained in Transit Case 4 1/2 x 4 x 1 in. Requires Cassette (not supplied) 25ft. capacity.
ASK FOR 27/- Each **POST**
X/H883 PAID

CABLE

6 core Rubber covered X/H540A, 8d. per yard.
 2 core Metal braided X/H541, 4d. per yard.
 Post 3d. extra.

1/2-mile Reels (880 yds.) 23 swg. P.V.C. Covered signal corps wire S/H855. 25/- per reel.

Ceramic Wafer Rotary Wavechange Switch. 3 bank each single pole, 5 ways. Overall length 8 x 2 1/2 in. wide.
ASK FOR 3/- Each **POST**
X/E120 6d. EXTRA

GUN SIGHT PROJECTOR UNIT TYPE 30. With spiral-slide focussing. Contains 24 v. D.C. 12 w. lamp, which projects images on to an Opaque Glass screen and then on to a 45 deg. Reflector Mirror, viewed at right angles through Rubber eyepiece provided. New condition.
ASK FOR 19/11 Each **POST**
X/H882 PAID



PUMP, DESSICATOR, for Telescopes and Binoculars.

Adm. Patt. No. 12128 made by Geo. Adlam & Sons, Bristol. A hand operated Pump, complete with spare GEL Cell, washers and two 3ft. connecting tubes. Stroke capacity 480 ccs. Humidity gauge reading from 10-100 per cent. and Vacuum gauge reading up to 30in. of vacuum. Contained in wooden transit case 19 1/2 x 12 x 9 in.
ASK FOR £3.10.0 Each **CARRIAGE**
S/H358 PAID

VALVEHOLDERS.

Ceramic B9G (EF50) (SP61) (5Z4). 7UX(RK34). 1/- each, post 1 1/2d. extra. Dozen lots 10/6. Moulded. British Octal B7G (6AM6) B8A(EAF42) B8G(ILN5). Int. octal B9A(12AU7) 7UX(6A7), 9d. each, post 1 1/2d. extra. Dozen lots, 7/6. Paxolin. B9G(EF50) B9, B7G, B8G. 6d. each. post 1 1/2d. extra. Dozen lots 5/-.

PLOTTER FIELD Mk. IV, Ref. OS.739A A precision made Protractor Unit, first-class condition. With 2 scales 0-180 deg., moving crossarms, scaled 21-65 each 1 1/2 in. long. Straight edged base scaled 0-3500 length 2 1/2 in. fully extended. In soiled leather case 16 x 5 1/2 x 2 in.
ASK FOR 9/11 Each **POST**
X/H864 PAID

BRAND NEW CANADIAN R.E.L. BINOCULARS.

Guaranteed optically perfect, having individual eye-piece focussing (diopter setting) and variable inter-ocular setting. Magnification 6X30, with leather carrying (neck) strap.

IN ORIGINAL CARTONS.

ASK FOR £3.19.6 Each **POST**
X/H920 PAID

MAGNETIC MARCHING COMPASS Mk. I. Small hand compass. Can be used day or night. Complete with instructions, in plastic case, size 3 in. x 2 1/2 in. x 1/2 in.



ASK FOR X/H406
 12/6 Each
POST PAID

SELECTOR DRIVE UNIT, Ref. 10D/373. With platinum points, used in T/R1106. Consists of 24 v. Relay, Drive mechanism to operate yaxley switch, 2 1/2 W. 10 ohm resistors. 1 mfd. 250 v. condenser, etc., dim.: 4 1/2 x 4 1/2 x 1 1/2 in. Wgt. 8 oz.
ASK FOR 3/- Each **POST**
X/H490 6d. EXTRA

FOR INEXPENSIVE TELEVISION

INDICATOR UNIT TYPE 6H.

In Original Wood Case. Containing VCR.97 tube and valves, etc., in metal case 18 in. x 8 1/2 in. x 7 1/2 in. New condition.
ASK FOR 89/6 Each **CARRIAGE**
X/E777 PAID

Reprints for Practical Television. Contents Price Lists Free on request.
 The "Beginner's Receiver," modifying the R3170A, April to July 1 6
 Economy Televisor, modifying Ind. 62... 1 6
 Argus Televisor, data and blueprint..... 2 6

Beginner's T.V.—
 Mains Transformer 35/- each
 Smoothing Choke 15/6 each
 Output Transformer 9/9 each
 Crystal Diodes 5/3 each

Electrostatic Visual Section. P.T. August.
 Mains Transformer 27/6 each
 E.H.T. Transformers 50/- and 45/- each
 Smoothing Choke 15/6 each

Economy T.V.
 Mains Transformer 60/- and 55/- each
 E.H.T. Transformer 49/6 and 37/6 each
 Smoothing Choke 7/6 each

Argus T.V.
 Mains Transformer 67/6 and 66/- each
 E.H.T. Transformers 50/- and 45/- each
 Smoothing Choke 15/6 each
 Set of Chassis drilled for principal parts 45/- set

INDICATOR UNIT TYPE 6.

In original wood case. Containing VCR.97 tube and valves, etc., in metal case 18 in. x 8 1/2 in. x 7 1/2 in. New condition.
ASK FOR 89/6 Each **CARRIAGE**
X/H524 PAID

INDICATOR UNIT TYPE 6Z.

Containing VCR.97 tube and valves, etc., in metal case 18 x 18 1/2 x 11 1/2 in. Used, good condition.
ASK FOR 49/6 Each **CARRIAGE**
X/E774 PAID

Receiver Unit R3601. Ref. 10DB/6037. 15" valve Radar Unit complete with all valves, etc., separate R.F. and Power sections 80 v. 400 c/s. In metal case: 18 in. x 9 in. x 8 in.
ASK FOR 39/6 Each **CARRIAGE**
X/H493 PAID


R.F. Unit Type 24. In Original Carton. Switched tuning 20-30 Mc/s with valves, etc., in metal case, dim.: 9 1/2 x 7 1/2 x 4 1/2 in.
ASK FOR 22/6 Each **POST**
X/H850 PAID

R.F. Unit type 25. In Original Carton. Switched tuning 40-50 Mc/s with valves, etc., in metal case, dim.: 9 1/2 x 7 1/2 x 4 1/2 in.
ASK FOR 22/6 Each **POST**
X/H847 PAID

R.F. Unit Type 27. With broken dial. Variable Tuning 65-85 Mc/s with valves, etc., in metal case, dim.: 9 1/2 x 7 1/2 x 4 1/2 in. Used, good condition.
ASK FOR 39/6 Each **POST**
X/E771 PAID

IF/AF AMPLIFIER UNIT R1355.

With valves, I.F. frequency 7.5 Mc/s. Dim.: 18 x 8 1/2 x 7 1/2 in. Used, good condition (loose stored).
ASK FOR 22/6 Each **CARRIAGE**
X/E770B PAID



SCPI CATHODE RAY TUBE.

In Original Carton. 6in. Electrostatic type, Heaters 6.3 v. 0.6 a.
ASK FOR 19/6 Each **POST**
X/H529 PAID

Ion Trap Magnet Assembly. Mfg. Surplus. Type IT/6 by Elac for 35 mm. tube neck.
ASK FOR 2/6 Each **POST**
X/H919 EXTRA

CLYDESDALE

SUPPLY CO. LTD.

2 BRIDGE STREET · GLASGOW, C.5.

Branches in SCOTLAND, ENGLAND & NORTHERN IRELAND

Telephone: SOUTH 2706/9

BUILD A PROFESSIONAL RADIO OR AMPLIFIER AT LESS THAN HALF TODAY'S PRICE

A MAINS OR BATTERY PORTABLE KIT



A Midget 4-valve Superhet Portable Set covering medium and long-wavebands. Designed to operate on A.C. mains 200/240 volts, or by an "Aldry" battery. The set is so designed that the mains section is supplied as a separate unit which may be added at any time. The Kit therefore can be supplied (a) as an "Aldry" Battery Superhet Personal Set which can then be accommodated in the attache case as illustrated (size 9 1/2 in. x 4 1/2 in. x 7 in.), this is attractively finished in lizard, maroon, dark green or blue rexine, or (b) as a combined Mains/Battery Superhet Portable Receiver, for which a polished wood cabinet is available to accommodate both Mains Unit and Batteries together. Circuit incorporates delayed A.V.C. and pre-selective Audio Feedback. Kit is complete in every detail and includes ready-wound frame aerials, fully aligned I.F. transis, and drilled chassis, etc.

Overall size of assembled chassis 8 in. x 4 in. x 2 1/2 in. This receiver, as illustrated, can be completely built for approx. £10 (plus Mains Unit if required). Send 1/9 for the fully descriptive Assembly Book which includes Practical Layouts and complete price list of Components. Attache case available separately, 37/6.

THE DENCO ULTRA MIDGET SUPERHET COIL TURRETS WITH A ROTARY TURRET ACTION

Type CT9 consists of a four station "pre-set" unit from which any three stations on medium waveband and one on long wave can be received by a turn of the turret switch. Price 39/6.

Type CT10, is a 3 waveband coil pack incorporating a fourth switch position for Gram. Complete coverages, long waveband 700-2,000 metres, medium waveband 190-570 and short wave 15-50 metres. Price £2/8/-

A complete receiver circuit and all necessary data is included with each turret. These can be supplied separately for 6d.

HIGH FIDELITY PICK-UP

Incorporating the CONNOISSEUR Lightweight Moving Iron Head. Includes a 39/6 Connoisseur Matching Transformer for (plus 1/6 normal high Impedance inputs. carr. & Ins.)


TWO BATTERY PORTABLES (a) THE "MINI-TWO-THREE"

An "Aldry" Battery Portable of midget size, 6 1/2 in. x 4 1/2 in. x 3 1/2 in., designed to cover medium waveband 190-550 metres, with use of short trailer aerial.

The simple design of this Receiver is so arranged that either a 3-valve set or a 2-valve (afterwards easily converted to the 3-valve) can be made.

Consists of a T.R.F. circuit using a regenerative detector with H.F. stage and a 1 1/2 gain output pentode. Valve line up 1T4-1T4-DL94. The 2-valve set can be completely built for £4/3/6 (less case), and the 3-valve for £5/3/- (less case). Each price includes valves, speaker and drilled chassis.

Send 1/9 for the assembly instructions, they include simple and complete practical component layouts and diagrams, which enable the most inexperienced constructor to successfully build either set. All components are available for separate sale, a price list being supplied with assembly instructions.



(b) THE "MINI-FOUR"

A 4-valve Battery Superhet Receiver designed to receive 4 pre-set stations, three on medium waveband and one on long wave to suit local conditions. Each station is obtained on the set by the turn of a rotary switch. No tuning is necessary.

It is of midget size, being only 4 1/2 in. x 6 1/2 in. x 4 1/2 in. when completely built and is very easily assembled from diagrams supplied.

Cost of all components to build this set, in accordance with the design, including a drilled and cut chassis and panel and new valves, is £9/10/- (or less valves for £8/7/6). Attractive carrying case finished in blue leatherette, 16/9. Complete constructional data with a blue print, which shows the practical component layout and wiring diagram, together with an individual component price list, is available separately, 1/8. Our battery eliminators (illustrated above) available in kit form are suitable for use with this set.



You're SURE to get it at

The "Wireless World" 3-Valve Set

A Midget 3-valve T.R.F. Receiver for operation on A.C. mains, covering



long and medium wavebands. We are able to supply all of the components to build this set, as designed and specified in the Feb. 1950 issue, including the drilled chassis. Valves and moving coil speaker, etc., at the following prices:—To construct complete chassis, less dial and drive assembly, £5/5/-. Ditto including dial and drive assembly, £6. To construct the complete set, including dial and drive assembly and cabinet, £7/3/6. Overall size of cabinet is 7 1/2 in. x 3 1/2 in. x 1 1/2 in. A reprint of the designer's article, giving circuit and assembly instructions (this is available separately for 9d.) together with a practical component layout, is included with each of above assemblies.


"PERSONAL SET" BATTERY ELIMINATOR

A complete Kit of parts to build Midget "Aldry" Battery Eliminator, giving approx. 69 volts and 1.4 volts. This eliminator is for use on A.C. mains and is suitable for any 4-valve Superhet Receiver requiring H.T. and L.T. voltage as above, or approx. to 69 volts.

The Kit is quite easily and quickly assembled and is housed in a light aluminium case size 4 1/2 in. x 1 1/2 in. x 3 1/2 in. Price of complete Kit with easy-to-follow assembly instructions, 42/8. In addition we can offer a similar COMPLETE KIT to provide approx. 90 volts and 1.4 volts. Size of assembled unit 7 in. x 2 1/2 in. x 1 1/2 in. Price 47/6.



"MINI-TWIN" 1-VALVE BATTERY SET



A design of a simple 1-valve 2-stage Battery Receiver, giving excellent results on medium and long wavebands and having exceptionally low battery consumption. Drilled chassis and practical diagrams make it the ideal set for the beginner to build.

The complete chassis, including valve, can be built for 37/6, the attractive plastic case is 9/6, and suitable headphones 14/9.

The complete assembly instructions, layouts and a component price list, are available for 1/8.

This Receiver also performs excellently, without modification, as a tuning unit, and in addition, with simple modifications for which a complete diagram is provided makes a first-class pre-amplifier for pick-up or microphone.

A COMPLETE "CAR RADIO" FOR THE HOME CONSTRUCTOR



A design of a complete 5 VALVE SUPERHET RECEIVER employing an R.F. Stage and incorporating a separate VIBRATOR PACK size 4 1/2 x 2 1/2 x 6 1/2 in. for use on 6 or 12 volt D.C. supplies. We can supply all components to build this complete Receiver and Vibrator Pack including a Metal Case.

Valves, Drilled Chassis and 5in. P.M. Speaker for £12/19/6. (Carr. and Ins. 5/8 extra).

Or the receiver Components for £8/19/6, and the Vibrator Components for £3.

This is NOT an EX-GOV'T. Receiver, it is a new design employing new Components. Send 2/8 for the complete set of ASSEMBLY INSTRUCTIONS, CIRCUITS and PRACTICAL LAYOUTS, including a complete individual Component Price List.

A Famous Manufacturer's SHADED POLE GRAM MOTORS 10/6

(Plus 1/- carriage and insurance.) Clockwise rotations and incorporates a Mains Adjustment Panel. Could also be used as Recording Take Up or Rewind Motor

A COMPLETE 4 VALVE T.R.F. CHASSIS FOR ONLY £6-9-6

(Plus 7/6 Carriage and Insurance). Including a 5in. P.M. SPEAKER and VALVES.

This receiver is of the very latest design covering both Long and Medium Wavebands, and includes the modern BVA miniature valves. The line up being 12 BA6-12AT6-12AG-35W4. It incorporates Permeability Tuned Coils thus ensuring excellent selectivity and sensitivity.

The overall size of the complete chassis including speaker is 10 1/2 in. x 4 1/2 in. x 6 1/2 in.

An attractive Bakelite Ivory finished Cabinet size 11 1/2 in. x 5 1/2 in. x 6 1/2 in. is available for 16/6 (plus 2/6 carriage and insurance).

SPECIAL OFFER

A 12in. P.M. SPEAKER (2-3 ohm Voice Coil) by a very famous manufacturer for only 49/6 (plus 2/- carriage and insurance). THESE ARE BRAND NEW IN MAKERS CARTONS

TELEVISION!! A GENUINE

SPECIAL OFFER FOR CALLERS ONLY

A FAMOUS MANUFACTURERS 19 valve T/V CHASSIS FULLY ASSEMBLED AND READY FOR USE.


For London transmission only employing a superhet circuit and incorporating the following valve line-up: 6 Type E.F.42, 1 Type E.C.H.42, 2 Type E.L.33, 1 Type E.L.38, 2 Type E.B.41, 1 Type E.Z.35, 1 Type E.F.41, 1 Type G.Z.32 1 Type E.O.C.91, 2 Type E.Y.51, 1 Type 6 SN7.

WE HAVE A FEW ONLY AT THE VERY SPECIAL PRICE OF £19-19-0 OR £23, including a NEW MULLARD 12in. Tube. Loudspeaker extra.

THE VIEWMASTER TELEVISOR

We have had very considerable experience in assisting customers to build this T/V and can supply SPECIFIED COMPONENTS EX-STOCK. The assembly instructions showing practical layouts and price list are available for 7/6 for London, Sutton Coldfield, Holme Moss, Kirk-o'-Shotts and Wenloe. Complete television price list is contained in our general STOCK LIST at 9d., including Haynes, etc., components.


AMPLIFIERS TWO COMPLETE KITS OF PARTS



A 6-8 watt **QUALITY "PUSH-PULL" AMPLIFIER** designed for A.C. mains 200 to 250 volts, incorporating a simple arrangement to enable either a magnetic-crystal or lightweight pick-up to be used, and is suitable for use with Standard or long-playing records. A tone control is incorporated, and the 10-watt output transformer is designed to match 2 to 15 ohm speakers.


The overall size of the assembled chassis is 10in. x 8in. x 7 1/2in. high, and full practical diagrams are supplied. Price, including drilled chassis and valves, of complete kit, £8/17/6. Price of assembled chassis, supplied ready for use, £8/12/6. Full descriptive leaflets are available separately for 1/-, 5/- carriage and insurance.

A 12-watt **HIGH FIDELITY "PUSH-PULL" AMPLIFIER** designed for A.C. mains 200 to 250 volts, employs 6 valves plus rectifier, with negative feedback, and comprises a main amplifier chassis and a remote controlled Pre-amplifier and Tone Control Unit, incorporating four controls—bass, treble, main volume or mixing control, and a radiogram, microphone, selector switch. This control unit measures only 7 x 4 x 2in. The measured frequency range of the amplifier with this unit shows an excellent response from 14,000 cycles down to 20 cycles, the bass and treble controls allowing independent control of gain at both ends of the frequency range from zero to a gain of 50. It can be seen, therefore that ample correction is provided to suit any type of pickup with any type of recording. Input voltage for maximum output is 70 mV. 8.3 volts at 2 amps and 30 mA. H.T. is provided for tuning unit, etc. Price of complete kit, amplifier and control unit, including drilled chassis and valves £14. Complete specification and layout, 2/-. We can also supply completely assembled and ready for use at £17. 7/6 carriage and insurance. **THIS AMPLIFIER COMPARES WELL WITH THE WILLIAMSON AND SIMILAR DESIGNS AT A FRACTION OF THEIR COST.**



THREE COMPLETELY ASSEMBLED ALL-WAVE SUPERHET CHASSIS

- Model B.3. A 5-valve 3-waveband Receiver.
- Model B.3. P.P. A 6-valve 3-waveband Receiver with PUSH-PULL OUTPUT.
- Model B. A 5-valve 6-waveband (4 Bandspread) Receiver.



MODERNISE YOUR OLD RADIOGRAM FOR

£25

(plus 10/- carriage and insurance) with the very latest equipment. We will supply the 3 waveband chassis on the left with the automatic changer on the right, complete with 10in. speaker for £25 (£28/7/6 with the Model B3P.P. or B.). This is less than half the price of comparable commercial three speed auto radiograms.

A GENUINE SPECIAL OFFER! 3-SPEED AUTO CHANGE UNITS BY A FAMOUS MANUFACTURER

(Normal price is £16/10/-) **£11-14-6**

(plus 7/6 carr. and insurance).



Brand New in Maker's Cartons, complete with mounting instructions.

- These units will auto change on all three speeds, 7in., 10in., and 12in.
- They play MIXED 7in., 10in. and 12in. records.
- They have separate supplies for L.P. and 78 r.p.m., which are moved into position by a simple switch.
- Minimum baseboard size required 16in. x 12 1/2in. with height above 5 1/2in. and height below baseboard 2 1/2in.

A bulk purchase enables us to offer these BRAND NEW UNITS at this exceptional price.

The three Receivers are for operation on A.C. mains 100/200 volts and 200/250 volts, and employ the very latest miniature valves. They are designed to the most modern specification, and great attention has been given to the quality of reproduction which gives excellent clarity of speech and music on both gram and radio, making them the ideal replacement chassis for that "old Radiogram" etc.

Brief specifications: Model B.3.—Valve line-up, 6BEG, 6BA6, 6AT6, 6BW6, 6X4—waveband coverage, short 16-50, medium 187-550, long 900-2,000 metres. Controls: (1) volume with on/off; (2) tuning (flywheel type); (3) wavechange and gram; (4) tone (3-position switch operative on gram and radio). Negative feedback is employed over the entire audio stages. Chassis size: 11 x 7 1/4 x 8 1/2in. high. Dial size: 9 1/2in. x 4 1/2in. Price, complete and **READY FOR USE**, excluding speaker, £12/12/- (Carr. and Ins. 7/6 extra). Model B.3. P.P.—This model is the B.3 Receiver but incorporates two 6BW6 VALVES in PUSH-PULL, resulting in really excellent quality reproduction up to approximately 6 watts. Price £15/15/- (Plus 7/6 carr. and ins.). Model B. Employs a similar valve line up as the B.3., but covers 6 wavebands. Short wave 11-16, 16-26, 22-23, 31-46 and 43-120 metres, and medium wave 187-550 metres. The first four short bands are bandspread. The controls employed are as used on the B.3 model, but the tone control operates a six-position switch, having three additional positions for varying bass and treble on gram reproduction. Negative feedback is employed over the entire audio stage. Size of chassis and dial is as given for B.3. Price complete and **READY FOR USE**, excluding speaker, £15/15/- Carr. & Ins. 7/6 extra.

SELENIUM RECTIFIERS

6 or 12 Volt	1 amp. rating	7/6
6 or 12 Volt	2 1/2 ..	12/6
6 or 12 Volt	4 ..	17/6
6 or 12 Volt	6 ..	£17/9

A DUAL CHANNEL PRE-AMPLIFIER and TONE CONTROL UNIT

This comprehensive PRE-AMPLIFIER and TONE CONTROL UNIT provides a full control of bass and treble in conjunction with a main Volume/Mixer Control.



It can be used with any amplifier and with any pick-up, the range of frequency control provided by the unit affording ample compensation for all types of pick-up and all natures of recordings, i.e., English American and long playing, without recourse to pick-up correction. The extreme flexibility of the bass and treble controls is such that the level of bass and treble can be set to suit any conditions irrespective of the volume output of the amplifier. Response characteristics are given in 12-watt amplifier advt. The unit measures only 7in. x 4in. x 2in., including self-contained power supply, and can be accommodated either on or away from the main amplifier, i.e., on the front panel of a cabinet or any other position. Price, including drilled chassis, valves (6SN7 and 6J5), £3/13/9. Complete assembly data is available separately for 1/- Completely assembled and ready for use, £5/5/-.

THE WILLIAMSON AMPLIFIER

We have the complete range of specified Components in stock for this famous quality Amplifier. Enquiries are welcomed and immediately dealt with. The complete assembly instructions and diagrams are available for 3/6.

A Complete Kit of Parts to build a 3-4 WATT HIGH GAIN AMPLIFIER



for operation on A.C. or D.C. Mains, 200-250 volts. This amplifier will give 3 watts output for the small input voltage of only 75 millivolts, and is therefore suitable for use with any type of pick-up from the crystal type to the miniature H/P Magnetic type. A tone control is incorporated and the quality produced is excellent. The overall size of chassis is 9in. x 5in. x 7in. and valve line up 25Y3-bH7-2SL6. Price of complete kit, including drilled chassis and valves, £4/2/9, plus 6/6in. P.M. (which fits on chassis), 16/-, or 6in. P.M., 18/9. Price of fully assembled chassis ready for use, £5/5/- (plus cost of speaker). Copy of assembly instructions and components price list available for 1/3.

BATTERY CHARGER KITS

All Kits are for A.C. Mains 200-250 Volts. They comprise of a Metal Rectifier and Transformer, tapped for 6 or 12 Volt charging, and a tapped Resistor, with Selector Switch, to enable the charging rate to be varied.
For 6 or 12 volt batteries at max. 1 amp. £1/17/6
For 6 or 12 volt batteries at max. 2 1/2 amp. £2/5/3
For 6 or 12 volt batteries at max. 4 amp. £3/2/6
An easily followed Wiring Diagram is included with each Kit.

THE COLLARO MODEL AC47. GRAM UNIT £4'17'6

(plus 3/- carriage and insurance)
For use with 78 r.p.m. Records. Includes 12 inch Turntable and incorporates a variable speed control.

STERN RADIO Ltd.

109 & 115, FLEET STREET, E.C.4

Tel.: CENTRAL 5812-3-4

R.S.C. MAINS AND OUTPUT TRANSFORMERS

Fully Guaranteed, Interleaved and Impregnated

FILAMENT TRANSFORMERS

Primaries 200-250 v. 50 c/c.s.	
6.3 v. 1.5 a.....	5/9
6.3 v. 2 a.....	7/6
6.3 v. 3 a.....	9/6
0-4-6.3 v. 2 a.....	7/9
12 v. 1 a.....	7/11
6.3 v. 6 a.....	17/6
0-2-4-5-6.3 v. 4 a.....	16/9
12 v. 3 a. or 24 v. 1.5 a.....	17/6

CHARGER TRANSFORMERS

All with 200-230-250 v. 50 c/c.s. Primaries: 0-0-15 v. 1.5 a., 14/9; 0-0-15 v. 3 a., 16/9; 0-0-15 v. 6 a., 22/9; 0-4-9-15-24 v. 3 a., 22/9; 0-0-15-30 v. 3 a., 23/9.

Primaries 200-230-250 v. 50 c/c.s.

TOP SHROUDED DROP THROUGH TYPE

250-0-250 v. 70 mA., 6.3 v. 2.5 a.....	12/11
260-0-260 v. 70 mA., 6.3 v. 3 a., 5 v. 2 a.....	14/11
350-0-350 v. 80 mA., 6.3 v. 2 a., 5 v. 2 a.....	16/9
350-0-350 v. 80 mA., 6.3 v. 3 a., 4 v. 2.5 a.....	14/11
250-0-250 v. 100 mA., 6.3 v. 4 a., 5 v. 3 a.....	23/9
300-0-300 v. 100 mA., 6.3 v. 4 v. 4 a., c.t.	
0-4-5 v. 3 a.....	23/9
350-0-350 v. 100 mA., 6.3 v. 4 v. 4 a., c.t.	
0-4-5 v. 3 a.....	23/9
350-0-350 v. 150 mA., 6.3 v. 4 a., 5 v. 3 a.....	29/11
350-0-350 v. 150 mA., 6.3 v. 2 a., 6.3 v. 2 a., 5 v. 3 a.....	29/11

E.H.T. TRANSFORMERS. 2,500 v. 5 mA.,

2-0-2 v. 1.1 a., 2-0-2 v. 1.1 a., for VCR97, VCR517 or ACR2X.....	35/-
---	------

SILVER MICA CONDENSERS. 5, 10, 15,

20, 25, 30, 35, 50, 100, 120, 150, 180, 200, 230, 300µF, 330, 400, 470, 500, 1,000 pfd. (.001µF), .002 mfd. (2,000 pfd.). All at 5d. each; 3/9 dozen one type.

COLLARO TAPE DESK MOTORS, shaded

pole type, clockwise or anti-clockwise, 29/9 each.

DIAL BULBS, M.E.S., 8 v. 0.15 a., 6/9 doz.

M.E. SPEAKERS. All 2-3 ohms, 6jin. Rola field 700 ohms, 11/9, 10in. R.A. field 600 ohms, 23/9. 10in. R.A. field 1,500 ohms, 23/9. 10in. R.A. field 1,000 ohms, 23/9.

VOLUME CONTROLS with long spindles, all

values less switch, 2/9; with S.P. switch, 3/9.

WIRE WOUND POTS.: 5K, 10K, 20K, 25K, 50K

(medium length spindles), 2/9.

AMMETERS. Moving coil. G.E.C. 0-5 amps.,

2in. scale, 12/6.

ELECTROLYTICS (Current production. NOT

NOT ex-Govt.)	
Tubular Types	
8µF 450 v.....	1/11
8µF 500 v.....	2/9
16µF 350 v.....	2/3
16µF 450 v.....	2/9
16µF 500 v.....	3/9
24µF 350 v.....	3/3
32µF 350 v.....	3/9
32µF 500 v.....	5/9
8-16µF 500 v.....	4/11
25µF 25 v.....	1/3
50µF 12 v.....	1/2
50µF 50 v.....	2/3
Can Types	
8 mfd. 450 v.....	2/3
8 mfd. 500 v.....	2/11
16 mfd. 350 v.....	1/11

SPECIAL OFFERS. Germanium Crystal Diodes

2/3. Midget Mains Transformers (size approx. 2 1/2 x 3 x 2 1/2 in.). Screened Primary 220/240 v. 50 c/c.s. Output, 250-0-250 v. 60 mA., 6.3 v. 2.5 a. Only 11/9. Auto Transformers (with separate I.T. 6.3 v. 1.5 a.), 0-110-200-210, 230-250 v. 50 watts, 4/9 each.

CO-AXIAL CABLE. 75 ohms 1/2 in., 9d. yard.

Twin screened feeder, 8d. yard.

EX-GOVT. CATHODE ISOLATING FILAMENT

TRANSFORMERS. 6.3 v. to 6.3 v. c.t., 3/9 ea.

MISCELLANEOUS EX-GOVT. ITEMS

Slyedock Fuses, 15 amp., 1/9. Bulgin panel mounting Fuseholders (ex-equip.), 11d. Bulgin octal type moulded Bakelite, 5-pin or 7-pin Plugs and Sockets, 1/11 pr.



Primaries 200-230-250 v. 50 c/c.s.

FULLY SHROUDED UPRIGHT MOUNTING	
250-0-250 v. 60 mA., 6.3 v. 2 a., 5 v. 2 a., Midget type 2 1/2-3 in.....	16/9
350-0-350 v. 70 mA., 6.3 v. 2 a., 5 v. 2 a.....	18/9
300-0-300 v. 60 mA., 12 v. 1.5 a., c.t.....	18/11
250-0-250 v. 100 mA., 6.3 v. 4 v. 4 a. c.t. 0-4-5 v. 3 a.....	25/9
250-0-250 v. 100 mA., 6.3 v. 6 a., 5 v. 3 a., for R1355 conversion.....	29/9
300-0-300 v. 100 mA., 6.3 v. 4 v. 4 a. c.t. 0-4-5 v. 3 a.....	25/9
350-0-350 v. 100 mA., 6.3 v. 4 v. 4 a. c.t. 0-4-5 v. 3 a.....	25/9
350-0-350 v. 150 mA., 6.3 v. 4 a., 5 v. 3 a.....	33/9
350-0-350 v. 150 mA., 6.3 v. 2 a., 6.3 v. 2 a., 5 v. 3 a.....	33/9
350-0-350 v. 160 mA., 6.3 v. 6 a., 6.3 v. 3 a., 5 v. 3 a.....	45/9
350-0-350 v. 250 mA., 6.3 v. 6 a., 4 v. 8 a., 0-2-6 v. 2 a., 6 v. 3 a. for Electronic Eye Telesvisor 425-0-425 v. 200 mA., 6.3 v. 4 v. 4 a. c.t., 6.3-4 v. 4 a., c.t., 0-4-5 v. 3 a., suitable Williamson Amplifier, etc.....	49/9
425-0-425 v. 250 mA., 6.3 v. 6 a., 6.3 v. 6 a., 5 v. 3 a.....	65/6

SMOOTHING CHOKES

250 mA. 7-10 H. 200 ohms.....	16/9
250 mA., 3 H. 50 ohms.....	11/9
150 mA., 6-10 H. 100 ohms.....	11/9
100 mA., 10 H. 175 ohms.....	7/6
80 mA., 10 H. 350 ohms.....	5/6
60 mA., 10 H. 400 ohms.....	4/11

ELIMINATOR TRANSFORMERS

Primaries 200-250 v. 50 c/c.s.	
120 v. 40 mA.....	7/11
90 v. 10 mA., 8-0-8 v. 250 mA.....	9/11
120 v. 40 mA., 6 v. 1.5 a.....	14/9
120 v. 40 mA., 6-0-6 v. 1 a.....	15/9

OUTPUT TRANSFORMERS

Midget Battery Pentode 66: 1 for 3S4, etc.....	3/6
Small Pentode, 5,000Ω to 3Ω.....	3/9
Small Pentode, 8,000Ω to 3Ω.....	3/9
Standard Pentode, 5,000Ω to 3Ω.....	4/9
Standard Pentode, 8,000Ω to 3Ω.....	4/9
Standard Pentode, 10,000 ohms to 3 ohms.....	4/9
Multi-ratio 40 mA. 30:1, 45:1, 60:1, 90:1, Class B Push-Pull.....	5/6
Push-Pull 8 watts 6V6 to 3 ohms.....	7/11
Push-Pull 10-12 Watts 6V6 to 3Ω or 15Ω.....	15/9
Push-Pull 10-12 Watts to match 6V6 to 3-5-8 or 15Ω.....	16/9
Push-Pull 15-18 Watts to match 6L6, etc., to 3Ω or 15Ω Speaker.....	22/9
Push-Pull 20 Watts, high-quality sectionally wound, 6L6, KT66, etc., to 3 or 15Ω.....	47/9
Williamson type, exact to author's specification.....	85/-

MICROPHONE TRANSFORMERS

100:1.....	5/9
------------	-----

BAKELITE AND WALNUT VENEERED CABINETS



Size approximately 12in. x 6jin. x 5in. Bakelite type available in Brown or Cream. Price of Cabinets, 17/6 ea., carr. 2/6.

Suitable fully punched T.R.F. 3-valve and rectifier chassis.....	3/9
Suitable fully punched superhet chassis (4 valves and rect.).....	4/9
Dial Scales, 2 colour, 2 waveband, station named, glass.....	1/6
Dial Scales, 3 colour, 3 waveband, station named, glass.....	1/9
Suitable coloured Metal Backplates.....	1/3
"Push-on" Pointers.....	6d.
T.R.F. Coils, 2 waveband with circuit.....	6/9
Drum Drives, complete.....	2/6
Constructional Envelope of an All Mains T.R.F. Receiver (3 valves and rectifier) which can be built in any of above cabinets (for approximately £5).....	2/6

SELENIUM RECTIFIERS

L.T. Types	
2/6 v. 1/2 a. h.w. 1/11	70 v. 20 mA..... 2/11
6/12 v. 1 a. h.w. 3/11	90 v. 20 mA..... 3/6
F.W. Bridge Types	
6/12 v. 1 a.....	6/11
6/12 v. 2 a.....	9/9
6/12 v. 4 a.....	17/9
H.T. Types H.W.	
70 v. 20 mA.....	2/11
90 v. 20 mA.....	3/6
120 v. 40 mA.....	3/11
250 v. 50 mA.....	5/9
350 v. 50 mA.....	7/9
250/350 v. 80 mA.....	8/9

EX-GOVT. E.H.T. SMOOTHING CONDENSERS

.02 mfd. 5,000 v. Bakelite Tubulars.....	1/9
.02 mfd. 8,000 v. Cans.....	1/11
.1 mfd. 2,500 v. Bakelite Tubulars.....	3/6
.1 mfd. plus .1 mfd. 8,000 v., large blocks (common negative isolated).....	9/6

SPECIAL PURPOSE EX-GOVT. VALVES

(GUARANTEED) VR91, 4/11, SP61 (VR65) 2/9, VR56 3/11, AC6Pen 5/3, 807 7/11, 7193 1/3, 6J6 9/6, 954 1/11, 955 3/9, 6SH7Met 6/11, 12SC7GT 6/11, RK34 2/6, VU120A 2/9.

EX-GOVT. WIRE WOUND POTS.

(Ex-equip., insulated spindles). Bakelite type, spindles approx. 1in. 2K, 2.5K, 5K, 10K, 15K, 20K, 50K, 100K, 2/3 ea.

CHASSIS

18 s.w.g. undrilled aluminium amplifier type (4 sided).....	6/11
12in. x 9in. x 2jin.....	6/11
14in. x 9in. x 2jin.....	7/11
14in. x 10in. x 3in.....	8/3
16in. x 10in. x 3in.....	8/3
18 s.w.g. aluminium, receiver type.	
6in. x 3jin. x 1jin.....	1/11
7jin. x 4jin. x 2in.....	2/9
10in. x 5jin. x 2in.....	3/3
11in. x 6in. x 2jin.....	3/11
16 s.w.g. aluminium, receiver type.	
12in. x 8in. x 2jin.....	5/3
16in. x 8in. x 2jin.....	7/6
20in. x 8in. x 2jin.....	8/11
16 s.w.g. aluminium, amplifier type, 4 sided.	
12in. x 8in. x 2jin.....	7/11
16in. x 8in. x 2jin.....	10/11
20in. x 8in. x 2jin.....	13/6
14in. x 10in. x 3in.....	13/6

VALVE SCREENING CANS. International Octal

3 piece, 10/6 doz., 1/3 each.

EX-GOVT. SMOOTHING CHOKES

330 mA. 5 H. 50 ohms. Potted type.....	12/9
250 mA., 40 H. 200 ohms. Trop. type.....	17/6
250 mA. 20 H. 250 ohms. Trop.....	13/9
250 mA. 5 H. 100 ohms. Potted type.....	9/6
150 mA. 15 H. 200 ohms. Potted type.....	10/11
100 mA. 10 H. 100 ohms.....	6/11
100 mA. 15 H. 450 ohms.....	5/9
100 mA. 5 H. 100 ohms. Tropicalised.....	4/6
50 mA. 50 H. 1,250 ohms. Potted type.....	8/11

EX-GOVT. T.V. TRANSFORMERS. All 230 v.

50 c/s input.	
2 v. 3 a., 2 v. 3 a., 2 v. 3 a.....	8/9
415-360-0-360-415 v. 250 mA.....	25/-
375-345-0-345-375 v. 250 mA.....	22/6
6.3 v. 6 a., 6.3 v. 6 a., 5 v. 3 a., 5 v. 3 a., 4 v. 3 a.....	22/6
2 v. 2 a., 2 v. 2 a., 4 v. 3 a., 4 v. 3 a., high ins.....	9/6
278-0-278 v. 80 mA.....	7/9
350-0-350 v. 160 mA., 6.3 v. 6 a., 5 v. 3 a.....	29/6

EX-GOVT. RF26 UNITS. Brand new, cartoned,

49/6, plus carr. 5/-.

EX-GOVT. BLOCK PAPER CONDENSERS

4 mfd. 500 v., 2/9.....	8 mfd. 1,000 v., 6/9
4 mfd. 750 v., 3/3.....	6 mfd. 1,500 v., 5/9
4 mfd. 1,000 v./3/11.....	10 mfd. 1,000 v., 7/9

EX-GOVT. HEAVY DUTY FIL. TRANS.

All for 230 v. 50 c/c.s. input. 6.3 v. 10 a., 17/6. 6.3 v. 12 a., 18/6. 6.3 v. 20 a., 22/6.

EX-GOVT. CATHODE RAY TUBES

VCR517 (guaranteed full picture).....	29/6
ACR2X (guaranteed full picture).....	12/6
VCR139A with screen.....	19/6
Carr. 5/- ea. on first 2 items & 2/6 on last item.	

R.S.C. 25 WATT "PUSH PULL" AMPLIFIER

We are proud to introduce our A II Quality Amplifier, which we consider to be the best value in amplifiers offered to-day. The volume of its high fidelity reproduction is completely controllable, from the sound of a quiet intimate conversation to the full glorious volume of a great orchestra. Its sensitivity is so high that in areas of fair signal strength it can be operated straight from a crystal receiver. Entirely suitable for standard or long playing records in small homes or in large auditoriums. For electronic organ or guitar or for garden parties or dance bands.

The kit is complete to the last detail, and includes easy to follow point-to-point wiring diagrams.

Twin volume controls with twin input sockets allow SIMULTANEOUS INPUTS for BOTH MICROPHONE and GRAM, or TAPE and RADIO. SEPARATE BASS and TREBLE CONTROLS giving both LIFT and CUT. FOUR NEGATIVE FEEDBACK LOOPS with 15 db in the main loop from output transformer to voltage amplifier. Frequency response ± 3 db. 50-20,000 c.p.s. HUM AND DISTORTION LESS THAN 0.5 per cent. measured at 10 watts, six B.V.A. valves, Marconi/Osram KT series output valves. A.C. only, 200-230-250 v. 50 c/cs. input. 420 v. H.T. LINE. Paper reservoir condenser. Compact chassis. Matched components. OVERALL SIZE 14-10-9in. approx.



Available in kit form at **9 gns.** Plus carriage 5/-
Or ready for use 30/- extra.



R.S.C. MASTER INTERCOMM. UNIT, with provision for up to 4 "Listen-Talk Back Units" A high gain amplifier enables speech and other sounds emanating from the rooms containing remote control units to be heard at the master control. The unit is in kit form and point-to-point wiring diagrams are supplied. A walnut veneered wood cabinet is included. Mains input is 200-250 v. 50 c/s. H.T. line 300 v. CHASSIS IS NOT "ALIVE." Ideal also for use as "Baby Alarm." Sound amplification 4 watts. Price only **£5/19/6**. "Listen-Talk Back Unit" as illustration can be supplied at **27/6** each. Full descriptive leaflet 1/-. The Master Unit can be supplied assembled and tested for **27/6** extra.

R.S.C. BATTERY CHARGER KITS. For mains input 200-250 v. 50 c/s. To charge 6 v. accumulator at 2 amps., **25/9**.

To charge 6 v. or 12 v. accumulator at 2 amps., **31/6**.

To charge 6 v. or 12 v. accumulator at 4 amps. **49/9**.

ABOVE KITS CONSIST OF BLACK CRACKLE STEEL CASE, MAINS TRANSFORMER, FULL WAVE METAL RECTIFIER, FUSES, FUSE-HOLDERS AND CIRCUIT. Due to careful design the use of resistors for regulation of charge

has been obviated. The mean charging rates are as indicated above, and complete safety is ensured by fusing of both input and output. Chargers supplied assembled and tested for **6/9** extra.

Terms C.W.O. or C.O.D. No. C.O.D. under **£1**. Postage 1/1 extra under **£1**. 1/9 extra under **£3**.

Please enclose S.A.E. with all enquiries.

A PUSH-PULL 3-4 WATT HIGH-GAIN AMPLIFIER FOR £3/12/6, plus carr. 2/6. For mains input 200-250 v. 50 c/s. Complete kit of parts including point-to-point wiring diagrams and instructions. Amplifier can be used with any type of feeder unit or pick-up. Output is for 2.3 ohm speaker. (We can supply a very suitable 10in. unit by Goodmans at **31/-**.) The amplifier can be supplied ready for use for **25/-** extra. Full descriptive leaflet 1/-.

PERSONAL SET BATTERY SUPERSEDER KIT.



Complete with case. Supplies 90 v. 10 mA. and 1.4 v. 250 mA. fully smoothed, from normal 200-250 v. 50 c/s. mains. For 4-valve superhet receivers. Price with circuit **33/9**. Or ready for use **39/9**. Size of unit $5\frac{1}{2} \times 3\frac{1}{2} \times 1\frac{1}{2}$ in.

P.M. SPEAKERS. All 2.3 ohms. 5in., Goodmans, 14/9, 8in. Elac, 14/11, 6in. Plessey with Pentode Trans., 14/11, 8in. Plessey, 15/9, 8in. R.A. Heavy duty, 18/9, 10in. Goodmans, 31/-, 10in. Plessey, 18/6, 10in. Rola with Trans., 29/6, 12in. Truvox, 49/9.

BATTERY SET CONVERTER KITS. All parts for converting any type of battery receiver to all mains. A.C. 200-250 v. 50 c/s. Kit will supply fully smoothed h.t. of 120 v. 90 v. or 60 v. at up to 40 mA., and fully smoothed l.t. of 2 v. at up to 1 a. Price complete with circuit and instructions only **48/9**. Supplied ready for use for **7/9** extra.


H.T. ELIMINATOR AND TRICKLE CHARGER KIT. Consists of h.t. and l.t. transformer, h.t. and l.t. rectifiers, smoothing electrolytic, choke, and steel case. For mains input of 200-250 v. Output 120 v. 40 mA. and 2 v. $\frac{1}{2}$ a. Price with circuit **29/6**. Or in working order **37/6**.

WILLIAMSON AMPLIFIER KIT. Complete set of parts (exact to author's specification) for construction of the original amplifier.



PRICE COMPLETE **14 gns.**

R.S.C. TONE CONTROL-PRE-AMP. UNIT. A complete set of parts for the construction of a very efficient but simple pre-amplifier and tone control unit. Suitable for use with any amplifier and pick-up. Fil. supply is self-contained. Overall size is $7\frac{1}{2} \times 5\frac{1}{2}$ in. approx. Full descriptive leaflet 5d.



PRICE INCLUDING WIRING DIAGRAMS **37/6**. Or ready for use **15/-** extra.

RADIO SUPPLY CO.

(LEEDS)
LTD.

32 THE CALLS, LEEDS 2

Open to Callers :
9 a.m. to 5.30 p.m.
Saturdays until
1 p.m.

FULL PRICE LIST
5d.

TRADE LIST 5d.

COMMUNICATIONS RECEIVER RI155. The famous ex-Bomber Command Receiver known the world over to be supreme in its class. Covers 5 wave ranges 18.5-7.5 Mc/s, 7.5-3.0 Mc/s, 1,500-600 kc/s, 500-200 kc/s, 200-75 kc/s, and is easily and simply adapted for normal mains use, full details being supplied. Aerial tested before despatch. These are **BRAND NEW AND UNUSED IN MAKER'S ORIGINAL TRANSIT CASES, ONLY £11/19/6.** A few used receivers, also tested working before despatch, are available at £7/19/6.

A few of the RI155N model can also be supplied. This is the latest version which covers the Trawler Bands, and in addition is fitted with ultra slow motion tuning. Used, but tested working before despatch. **ONLY £17/19/6.**

A factory made **Power Pack, Output Stage and Speaker**, contained in a black crackled cabinet to match the receiver, can be supplied at **ONLY £5/10/-**. Operates receiver immediately. **DEDUCT 10/- IF PURCHASING RECEIVER AND POWER PACK TOGETHER.**

Please add carriage costs of 10/6 for receiver, and 5/- for power pack. **RECEIVERS RI355**, as specified for "Inexpensive Television." Complete with 8 valves SP61, and 1 each SU4G and VU 120 or VU111. Used, good condition, **ONLY 29/6** (carriage etc., 5/6). **RF UNITS TYPE 26 AND 27** for use with the above receiver. The very popular variable tuning units, which use 2 valves EF54 and 1 EC 52. Type 26 covers 65-50 Mc/s (5-6 metres), and Type 27 covers 85-65 Mc/s (3.5-5 metres). **BRAND NEW IN MAKER'S CARTONS. ONLY 59/6 each.**

V.H.F. RECEIVER RI132A. Covers 100-124 mc/s. with variable tuning. Complete with all valves, and in BRAND NEW condition, **ONLY 59/6** (carriage, etc., 10/6).

POWER PACK TYPE 3. Used by the Services with the above. A standard 19in. rack mounting job to match the receiver, this is for 200/250 v. 50 cycles mains with output of 250 v. D.C. 100 mA., and 6.3 v. 4 amps. Is fitted with H.T. current meter and voltmeter, and is a really superb unit, which can be used for a variety of sets. Tested working before despatch, **ONLY 90/-** (carriage, etc., 5/-).

RECEIVER 257/3. Part of the TR1196. Covers 4.3-6.7 Mc/s and makes an ideal basis for an All Wave Superhet, full modification data being supplied. Complete with valves, 2 each EF36 and EF39, and 1 each EK32 and EBC33. **ONLY 25/-** (postage, etc., 2/6).

INDICATOR UNIT TYPE 95. Exactly the same as the Type 62, but for 50 cycle operation. Built on a two deck chassis, it contains VCR97 tube with mu-metal screen, 16 valves, SP61, 2 of EB34, and 4 of EA50. Also shoals of components. In new condition. A snip at **ONLY 59/6** (carriage, etc., 7/6).

AVO MODEL 40 UNIVERSAL TEST METERS. Have had some use but every meter has been thoroughly checked and tested, and is **GUARANTEED IN PERFECT WORKING ORDER.** An ideal opportunity to acquire a first grade tester at low cost. **ONLY £9/19/6.**

12in. SPEAKER CABINETS. Very heavy construction, covered in brown rexine, and fitted with carrying handle and removable back. Has lead compartment, and is ideal for use as a portable amplifier and speaker cabinet. Size 19in. X 17in. X 13in. **BRAND NEW. ONLY 59/6** (carriage, etc., 4/6).

AMERICAN DYNAMOTORS. Input 12.7 v. 2.7 amps. Output 255 v. 60 mA. **ONLY 29/6.**

BLOWER MOTORS. 12 v. and 24 v. types available. **ONLY 17/6 each.**

TELESCOPIC AERIAL. Pulls out of metal tube 15in. long to extend to 73in. **BRAND NEW. ONLY 7/6** (post 10d).

194 I.F. STRIP. An easily modified I.F. Strip recommended for TV constructors who want good results at moderate cost, or for those who have built televisions but are having trouble in the vision or sound receivers. Can also be modified for 2 channel working as per details in "Practical Television" October issue. This 6 stage strip measures 18in. X 5in. X 5in., and contains 6 valves VR65, 1 VR92 and 1 of VT56 or VR53. Mod. data supplied. **ONLY 45/-** (postage, etc., 2/6). Or less Valves 19/6 (post 2/6).

208 AMPLIFIER. Ideal for conversion into a high gain TV pre-amp. Complete with 2 valves EF50. **ONLY 15/-** (postage, etc., 1/6).

CERAMIC 2 WAY 3 BANK SWITCHES, 7/6 each.

TRANSFORMERS. Manufactured to our specification and fully guaranteed. Upright mounting, fully shrouded normal primaries. 425-0-425 v. 200 mA, 6.3 v. 4 a., 6.3 v. 4 a., 5 v. 3 a., 50/-, 350-0-350 v. 160 mA, 6.3 v. 6 a., 6.3 v. 3 a., 5 v. 3 a., 42/6, 350-0-350 v. 160 mA, 6.3 v. 5 a., 5 v. 3 a., 32/6, 250-0-250 v. 100 mA, 6.3 v. 6 a., 5 v. 3 a., 32/6.

Please add 2/- per transformer postage. **TRANSFORMERS, FILAMENT.** 6.3 v. 2 a., 7/6; 6.3 v. 3 a., 10/6. (Postage 1/-).

TRANSFORMERS EHT. Upright mounting. EHT for VCR 97 tube, 2,500 v. 5 mA, 2-0-2 v. 1.1 a., 2-0-2 v. 2 a., 37/6. EHT 5,500 v. 5 mA, 2 v. 1 a., 2 v. 1 a., 72/6.

EHT 7,000 v. 5 mA, 4 v. 1 a., 82/6. Please add 2/- per transformer postage.

2 1/2 in. **SQUARE FLANGE 0-1 M.A. METERS.** Brand new. **ONLY 15/-.**

10in. **P.M. SPEAKERS** with output trans. Brand new. **ONLY 27/6** (postage 2/-).

Cash with order please, and print name and address clearly. Amounts given for carriage refer to inland only.

U.E.I. CORPORATION

Radio Corner, 133, Gray's Inn Road, London, W.C.1.

Phone: TERMINUS 7937.

(Open until 1 p.m. Saturdays. We are 2 min. from High Holborn (Chancery Lane Station) and 5 min. by bus from King's Cross.)

VALUE FOR MONEY OFFERS



AIR MINISTRY COMMUNICATIONS RECEIVER RI155A. Brand New. Frequency ranges—18.5-7.5 Mc/s, 7.5-3 Mc/s, 1,500-600 kc/s, 500-200 kc/s, 200-75 kc/s. Complete with 9 valves and Magic Eye. Guaranteed absolutely perfect. Price £9/10/-, plus 10/- for packing and carriage.

I155 POWER PACK AND OUTPUT STAGE complete with U50 and KT61 valves (not surplus) Black crackle case 12 x 8 x 5in. built-in 5in. pm Speaker and phone jack. 200-250 v. A.C. All connections terminate in Jones plug which enables instant operation of receiver without any modifications whatever. Matches in appearance with receiver. Made to "Wireless World" specifications. Built entirely from top grade new components, £7/10/- plus 3/6 carriage.



G.E.C. VHF RECEIVERS complete with 10 valves. Ex-Govt. As used by police. Used but guaranteed in excellent condition. Valves comprise ZA2's, 954's, or EF50's in HF and 1st Det. stages. Det 19 in local oscillator, KTW63's in three IF stages, D63 Det and AVC, LF H63, Output KT63, Noise suppressor D63. Power requirements 6v, 3a, 270 v. 80 ma. Frequency range 78.5-82 Mc/s. Intermediate frequency adjustable 8.3-9.8 Mc/s. Oscillator Crystal controlled (No Crystal included). Grey enamel steel case with lid 10 x 8 x 7in. Weight 22lbs. Note the amazingly low price, 39/6 plus 5/- carr.

OF INTEREST TO AIRCRAFT COMPANIES

OXYGEN MASKS. 6D/643 and 6D645. Type G. Brand new. Individually boxed. £12/10/- per 100.

GAUGES FOR DE-ICER. New. Black bakelite Case. Approx. 2 1/2in. diameter. 4 screw fixing. Calibrated 14-0 vacuum. 0-10 pressure. Individually boxed. £10 per 100.

AMERICAN AIRCRAFT CABIN HEATERS. Brand new. Type ABV-50D-H7-B. Makers "Surface Combustion" Columbus. 50/- each.

H. P. RADIO SERVICES LTD.

Britain's Leading Radio Mail Order House,
55 County Road Walton, Liverpool, 4
Tel.: Aintree 1445 Established 1935

G2AK

This Month's Bargains

G2AK

SPECIAL VALVE OFFER. 866A Rectifiers, 17/6 each, 807's 12/6 each or 22/6 pr. 931A, 45/-, 832, 35/-, 829B, 80/-, 813, 70/-.

METERS. 2 1/2in. Flush mounting M.C. 100 mA., 12/6 each; 2in. Flush M.C. 5 mA, 7/6; 4 amp. thermo, 5/-; 2 1/2in. thermo, 0-2 a., 7/6; 2 1/2in. 2in. Flush 0-15 a. thermo. Proj. 2 1/2in. 7/6 each. 0-9 a. Hot wire, 5/-.

CELESTION 10in. P.M. SPEAKERS. Few only, 27/6 each.

TWIN RIBBON FEEDER. Heavy duty 300 ohm, 5d. per yd. Standard K25 300 ohm ribbon, 9d. per yd. Co-axial cable, 1/2in. dia. 50 ohm, 8d. per yd. 7ft. length 1/2in. dia. Co-axial with Pyle plug one end, 1/6, post free. All other Co-axial and feeder, plus 1/6 post any length.

POTENTIOMETER Carbon Type Potentiometers, 25k., 50k., 100k., 1/2 meg., 2 meg., 1/6. Many W.W. slot types available for T.V. replacements.

SPECIAL OFFER. 300 ohm. Flat Twin 150 w. rating, 6d. per yd. (minimum 20 yds.) post free.

MULTI METER BASIC UNIT, 400 microamps, F.S.D. scaled 8 ranges A.C./D.C. volts, Lo and Hi, complete with rectifier, made by Triplett, U.S.A. Only 32/6. Post free

STANDARD 1/2in. T.V. CO-AXIAL CABLE, 11d. yd. or 9/6 per doz. yds. or 9d. yd. in 100yd. coils. P. & P. 1/6, any quantity.

STREAMLINED BUG KEYS by famous manufacturer. Listed at over £4. Our Price 45/- only.

SPECIAL TRANSFORMER OFFER. PRI. 115, 210, 240 v. SES. 260/260 v. 100 mA, 6.3 v. 3 a., 6.3 v. 1 a. (for 6 x 5 Rec.) Universal Mounting. Limited Quantity, 17/6 each, post free.

CARBON MIKE TRANS. 2/- each. P. & P. 6d.

COMPLETE SET OF AR88 TUBES (14) for LF or D model receivers, £5/10/-.

TAPE RECORDING EQUIPMENT. Desks by Bradmatic, Tamsa, Lane and Qualtape. Ex stock. Heads, Oscillator Coils, Tape and Reels always available.

GERMANIUM DIODES. B.T.H. 2/-, G.E.C. 2/6. **AR88 MATCHING SPEAKERS** by R.C.A., fitted rubber feet and 6ft. lead, 65/-. Panel escutcheons, 22/6 each.

Carriage paid on all orders over £1 except where stated. Please include small amount for orders under £1.

Please print your name and address.

CHAS. H. YOUNG, G2AK

All callers to 110 DALE END, BIRMINGHAM
Phone: CENTRAL 1635.

Mail orders to 102 HOLLOWAY HEAD, BIRMINGHAM
Phone: MIDLAND 3254.

GARLAND BROS., Ltd.

TRUVOX TAPE DESK MARK III. Incorporating high impedance mu-metal twin-track heads. Two-speed capstan, for tape speeds of 7½ and 3½ inches per second. Three heavy-duty motors allowing for fast forward and rewind facilities without tape handling. All controls operated by electrically and mechanically interlocked push buttons. Price £23/2/-. Send S.A.E. for full particulars. Plus 10/- carriage, etc. Delivery from stock.

THE LATEST LANE TAPE TABLE. Incorporating three heavy duty Lane motors; fast rewind and wind-on without tape handling; automatic braking; high impedance half-track heads; spool locking device. Tape speed 7½ in. per second. Price £17/10/-. Carriage 10/-.

"MOTEK" K3 TAPE UNIT. A high impedance Tape Unit embodying 3 motor drive unit with high Impedance Record-Playback and erase heads. Electronic braking system, push button controls, rewind and fast forward wind without tape handling. 7½ in. per second, twin track thus giving approx. one hour playing time with 7 in. spool. Standard size unit: 16½ in. x 11½ in. x 4½ in. Price 16 gns. plus 10/- carriage.

GARLAND UE7B RECORD PLAYBACK AMPLIFIER. A revised version of our popular amplifier designed to suit Truvox Tape Desk or Lane Tape Table. New features include higher gain, magic eye record level indicator, and smaller size for incorporation in portables. Oscillator and power supplies included. Standard valves throughout. Formica control panel. Supplied complete with 8 in. P.M. loudspeaker. Price £13/2/6 plus 7/6 carriage, etc.

TAPE RECORDER OSCILLATOR COILS. 6.3 mH, 45 kc/s, for high impedance heads only. Price 6/9 each.

MAGNETIC TAPE. Now available, the new Scotch Boy High Coercivity Tape MC2-III, with higher output and signal-to-noise ratio. Price 35/- per 1,200ft. reel. Still available: Scotch Boy MC1-III: 1,200ft., 35/-; 600ft., 21/-; 300ft., 12/3. Spare 7 in. spools, 4/3. Ferrovoice, the new kraft-based medium coercivity tape: 1,200ft., 22/6. Spare 7 in. spools, 4/6. Magnetophone Tape: £2 per 1,200ft. reel.

GOODMANS H6 OUTPUT TRANSFORMERS. Rated up to 30 watts push-pull; ten-section wound on silicon steel laminations with primary inductance of 100 H and negligible leakage inductance and capacitance. Primary 10,000 ohms C.T. Secondary 3.75 and 15 ohms. Price £3/3/-, plus 2/6 p. and p.

TAMSA TYPE 100 TAPE RECORDING HEADS. As used by the leading commercial tape recorder manufacturers. Housed in chromium plated brass case on adjustable mounting. Record/playback heads have ½-thou. gaps and erase heads have 2.5 thou. gaps. These heads are of high impedance. Price 45/- each.

CRYSTAL DIODES. Germanium Vacuum sealed glass type with wire ends, 2/8 each or 30/- per dozen.

UNDRIILLED CHASSIS. Four-sided size 13 in. x 7 in. x 2½ in. 20 s.w.g. bright mild steel 5/- each, 18 s.w.g. aluminium 6/8 each; two-sided with two straps, 12 in. x 4 in. x 2½ in., 20 g. steel, 3/-, 18 g. Al., 4/-. Two sided with two straps 6 in. x 5 in. x 2 in., 20 g. steel, price 2/- each, 18 g. Al., price 2/6 each.

TYANA SOLDERING IRONS. Lightweight 40 watt irons with easily interchangeable elements and 3/16 in. diameter bits. Voltage ranges, 100/110v., 200/220 v. and 230/250 v. Price 16/9. "The iron that makes soldering a pleasure."

VARLEY MAINS TRANSFORMERS. Primary 10-0-200-220-240 volts. Secondary 300-0-300 volts at 150 mA., 5 volt at 3 amps., 6.3 volt at 4 amps., 6.3 volts at 1 amp. Open type construction. Price 45/-, post 2/6.

BRENETTE MICROPHONES. Large sales of these popular microphones has enabled us to make substantial reductions in the prices. The following range is available: Type 9ND: Multi-directional ball-type, in black and chrome, £2/2/-, post 2/-. Type 7D: Directional type, for instrumental or vocal use; black and chrome, £3/15/-, post 2/6. Type 11A: A wide-frequency-response microphone, in brown cast case with chrome grill, £5/5/-, post 2/6. Type 13U: A highly sensitive studio microphone with outstanding frequency characteristics. Flexible mounting enables it to be used directionally or not as required. Black and chrome finish, £6/6/-, post 3/6.

DECALS. 500 jin. high white transfer letters and words for marking electronic equipment. Price 4/9 per book. The new Decals book for the amateur now available. 29 words per page, 4 pages radio and audio, 4 pages T/V and Scope, 2 pages misc. incl. Tx. and Tape Recording, 3/6 per book, post 3d.

GENERAL PURPOSE TRIODES. Type 2C/22 (7193), 6.3 v. heater, int. octal base. Similar to 615G, but anode and grid brought out to top caps. Price 11/6 per half-dozen, post paid (minimum quantity).

RADAR REFLECTORS. Type MX138/-A. These consist of 6—2ft. x ½ in. dural tubes covered with fine wire mesh. The whole assembly can be used as an omni-directional aerial, and the mesh has many horticultural applications. Price 3/9 each, post 9d. Type MX137A: similar to above, but also include a telescopic aerial rod, extending from 11 in. to 3ft. 6 in. approx. Price 4/9 each. Post 9d.

TELEVISION MAGNIFYING LENSES. 6 in. clear, 19/6; 9 in. clear or filter, 50/-; 12 in., clear or filter, 70/-. Please state which and add 5/- for carriage and packing.

WHANDA WIRE AND CABLE STRIPPERS. To take all size flexes and cables up to ½ in. diam. with 3 alternative heads and triple screw adjustment. These are brand new and boxed, and the original price was 15/- each. Our price 5/- each, post paid.

AERIAL RODS. These popular rods, of tough steel copper-plated, are 12 in. long, and fit into each other to make any length. Many hundreds of thousands sold to T/V aerial manufacturers and to the public. Price 3/6 per doz. or £1 per 100, post paid. £10 per box of 1,800 carriage paid U.K.

TOROIDAL CERAMIC POTENTIOMETERS. 260 Ω 50 w., 6/6. 17k. 100 watt, 8/6.

MAINS TRANSFORMERS. All at 19/6 each.

MT1. 250-0-250 v., 80 mA, 0-4-5 v., 2 A., 0-4-6.3 v. 3 A.

MT2. 350-0-350 v., 80 mA., 0-4-5 v.; 2 A., 0-4-6.3 v. 3 A.

MT3. 0-30 v., tapped to give 3 v., 4 v., 5 v., 6 v., 8 v., 9 v., 10 v., 12 v., 15 v., 18 v., 20 v., 24 v., 30 v., all at 2 amp.

MT4. 4 v., 4 amp., 10 v. 4 amp.; 20 v. 3 amp., for battery chargers.

MT5. Auto: 0-10-120-200-230-250 v., at 100 watt.

SMALL PAPER CONDENSERS. In tubular metal cases with wire ends. 0.25 mfd., 250 v., ½ in. diam. x ½ in., 1/- each; 1 mfd. 150 v., ½ in. diam. x 1 ½ in., 1/3 each; 2 mfd. 250 v., ½ in. diam. x 2 ½ in., in Neoprene sleeve, 1/9 each.

MINIATURE LIGHT WEIGHT RELAYS. 270 ohm, 18 v. Single pole on-off. Ex-American equipment. Price 2/9 each.

POTENTIOMETERS					
Ex-Govt. or Manufacturers Surplus.					
Value	Track	Watt- age	Spindle length	Price	
33	Carbon	1	1 in.	1/9	
50	W/W	5	Preset	2/3	
500	W/W	5	1 ½	3/9	
2.2k	W/W	5	5 in.	3/9	
3k	C/Trop	2	½ in.	1/6	
3k	W/W	5	Preset	2/3	
5k	"	2	½ in.	2/6	
8k	"	5	½ in.	2/3	
10k	C/Trop	2	½ in.	1/9	
10k	Carbon	1	Preset	9d.	
10.4k	W/W	5	½ in.	3/-	
20k	"	3	Preset	1/9	
20k	"	5	½ in.	3/-	
20k	C/Trop	2	½ in.	1/3	
25k	W/W*	5	½ in.	3/-	
25k	C/Mini	½	Preset	9d.	
50k	W/W*	½	½ in.	2/6	
50k	C/Mini	½	½ in.	9d.	
100k	"	½	½ in.	9d.	
200k	Carbon	1	½ in.	1/3	

All new and unused. Spindle diam. ½ in. in all cases. * are earthed slider.

METAL RECTIFIERS. RM1, 125 v. @ 80 mA., 3/11. RM2, 125 v. @ 100 mA., 4/3. RM4, 250 v. @ 250 mA., 17/-. 14D/972, 250 v. @ 25 mA., 6/6. 12 v. ½ A., 6/-. 5 v. 1 A., 4/6. 12 v. 2 A., 12/6. 12 v. 2 ½ A., 16/6. 12 v. 4 A., 21/-.

ELECTRO - MAGNETIC CONTACTORS. Energised at 9-14 volt, ½ Amp; maximum switched current 40 Amps. In bakelite case. Price 2/9.

PAXOLIN PANELS. 3½ in. x 1½ in. x 3/32 in., 1/3 per doz., 5/- per 100. 2½ in. x 2 in. x 1/16 in., 1/3 per doz., 6/- per 100. Many thousands available.

MINIATURE MUMETAL TRANSFORMERS. Auto-wound, giving approx. 2/1 ratio. Ideal rewind as head life transformer, or lams can be used for recording heads. 2/6 each.

CATHODE-RAY TUBES. Type SCP1. 5 in. green screen, electrostatic focussing and deflection. Callers only. Price 22/6 each.

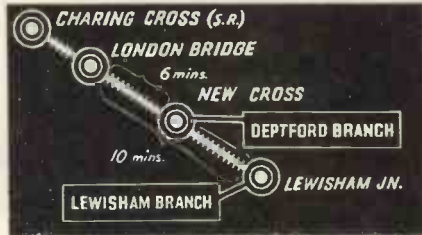
BRIMISTORS. Non-linear resistors to protect valves from current surges: CZ1, 0.3 A., 3/6; CZ2, 0.3 A., 2/6; CZ3, 0.2 A., 1/6; CZ4, 1.25 A., 5/-; CZ6, 0.45 A., 3/6.

HIGH FREQUENCY PENTODES. Type 6SH7, high slope, octal based. 6.3 v. heaters. Price 6/-.

BOOKS FOR RADIO ENGINEERS

Mullard Valve and Service Reference Manual	5/-
Mullard Amateurs Guide to Valve Selection	1/6
Osram Valve Manual, Part I	5/-
Brimar Radio Valve and Teletube Manual	5/-
Wireless World Radio Valve Data, 3rd edition	3/6
Radio Valve Guide, by W. J. May	5/-
The Williamson Amplifier Manual, latest edition	3/6
Wireless World High Quality Amplifier Manual	2/6
T.V. Fault Finding	5/-
Television Faults	5/-
Television Explained (Miller)	5/-
Viewmaster Envelope (state transmitter for which required)	7/6
Tele-King Envelope	6/-
The Oscilloscope Book	5/-
Magnetic Recording (Quartermaine)	4/6

(Add 3d. to price in all cases for postage.)



ALL GOODS NEW AND UNUSED (except where otherwise stated).

PLEASE ADD POST OR CARRIAGE ON ALL ITEMS. KINDLY PRINT NAME AND ADDRESS. POST ORDERS TO OUR DEPTFORD ADDRESS. EARLY CLOSING THURSDAY, OPEN ALL DAY SATURDAY.

SHOP HOURS: Mon: Tues: Wed: and Sat: 9a.m.—6 p.m. Thurs: 9a.m.—1 p.m. Fri: 9a.m.—7p.m.

GARLAND BROS. LTD

CHESHAM HOUSE, DEPTFORD BROADWAY, S.E.8.

TEL: TIDEWAY 4412/3

5 OBELISK PARADE, LEWISHAM, S.E.13.

TEL: LEE GREEN 4038

McELROY-ADAMS MFG. GROUP LTD.

H.R.O. Receivers, complete with tubes but less coils. Rack and table models available	£19 each
H.R.O. Power Packs, 110/230 volts A.C.	65/- ..
H.R.O. Power Packs, battery models	45/- ..
H.R.O. Coils, limited quantity available	50/- ..
Moving Coil Microphone, T50 Electro Voice model 600C for B.C.614E amplifier. New and boxed	80/- ..
Speech Amplifier B.C.614E, for B.C.610 transmitter. New in original cases	£27 ..
Hallcrafters B.C.610 P.A. Coils, with swinging link. Set of seven coils. New and boxed	£7 per set
Individual coils available	21/- each
Hallcrafters B.C.610 Tuning Drawers, TU47 to TU60	30/- ..
B.C. 375E Tuning Units, TU5 to TU26	35/- ..
Panoramic Adaptor, B.C.1032B	£30 ..
Ferranti Microameters, 0-500 flush mounting. New	45/- ..
Sparton (Canada) Milliammeter, 0-300 mA, flush mounting. New	20/- ..
Condensers, .05 x .05 mfd. 2,000 volt Wkg.	5/- ..
Mica Heavy Duty, .01 mfd. 3,500 volt Wkg.	8/6 ..
Mica Heavy Duty, .0011 mfd. P or M 5% 28 Kv. 6 a. at 300 Kcs.	17/6 ..
30 x 10 x 10 mfd. 450 volts and 20 mfd. at 25 volts...	10/6 ..
8 x 8 mfd. 475 volts D.C.	7/6 ..
25 mfd. at 50 volts D.C.	3/6 ..
25 mfd. at 300 volts D.C.	3/6 ..
Morse Keys, type J47	6/6 ..
Remote Switch, navy type N.A.F.1118-2 carbon By Struthers. Dunn Inc. type CX1535AA	17/6 ..

Also available from stock—Hallcrafters B.C.610 transmitters complete. Please send for details.

WANTED

Wilcox Gay V.F.O. or any component parts for R.C.A transmitters E.T.4336. Also National H.R.O. spare parts.

46, GREYHOUND ROAD, LONDON, W.6.
Cables: Hallcraft London Phone: Fulham 1138/9.

LYONS RADIO Ltd.

RADIO EXHIBITION. During this period, Sept. 1-12th, we are holding a SPECIAL SALE. Our premises are only just over a mile from Earl's Court so if in town why not call and secure some of the many bargains displayed. EXAMPLES: R.1155's from £23; Mains transformers from 5/-; chassis for break-down from 2/6; Mains Power Packs from 29/6. Details by post or phone virtually impossible as the range will be too numerous and varied so CALLERS ONLY PLEASE.

RADIO INTERFERENCE SUPPRESSORS. Comprise a double choke and condenser filter unit for total loading of 15A. Assembled in cast all cases approx. 17 x 9 x 4in. Made by Bellini & Lee (List No. L543 x 15) for Industrial Users. As new and unused. PRICE 52/6 post free.

VALVE SPECIALS. American type 1825 exactly the same characteristics as the 807 but for 12 v. heaters, and 7 pin UX base. PRICE 7/6. Rectifier type 1616 VI-2.5 v., Max. D.C. output 1.130 mA. Max. Peak Inverse volts—6,000 v. 4 pin UX base. PRICE 9/6. Both types as new and unused and guaranteed O.K.

THIS MONTH'S SPECIAL OFFER.

INDICATOR UNITS TYPE 182. At a clearance price to free storage space, these units (less relay) contain a cathode ray tube type VCR517 suitable for either scope or T.V. and which we test to ensure freedom from cut-off, 3-V91's 1-5U4, 4-VR65's, wire-wound pots, Mu-metal screen and a wealth of other useful parts. In good condition. PRICE ONLY 65/-, carriage 6/6.

3 GOLDHAWK ROAD (Dept. M.W.)
SHEPHERD'S BUSH, LONDON, W.12
Telephone: Shepherd's Bush 1729

Television • Radio • Record CABINETS MADE TO ORDER

ANY SIZE OR FINISH

CALL OR SEND DRAWINGS FOR QUOTATIONS

B. KOSKIE (DEPT. E.)

72-76 Leather Lane, Holborn, E.C.1

Phone: CHAncery 6791 & 6792

L. WILKINSON WHOLESALE AND EXPORT

19, LANSDOWNE ROAD, CROYDON

Phone: CRO 0839

Telegrams: "WILCO" CROYDON

RELAYS—P.O. TYPE 3,000

BUILT TO YOUR SPECIFICATION—EARLY DELIVERY QUOTATION BY RETURN—PLEASE STATE RESISTANCE OF COIL REQUIRED AND CONTACT BUILD UP.

BREEZE SOCKETS. 6 Pole No 10H/408 Elbow type, 20,000 in stock, plugs to match available.

RACKS. Standard 6ft. P.O. type for 89in. panels, steel channel sides correctly drilled, heavy angle base.


WIRE WOUND RESISTORS. Green Vlt. 2,000 ohms, 75 watt. 5,000 in stock, also most other values.

POTENTIOMETERS. Wire wound and carbon, best makes, large stocks, low prices, list available.

RECTIFIERS METAL. Prompt delivery given for most types, send us details of your requirements.

JACKS. Short Bakelite type P73, 1/6 each.

KEY SWITCHES. P.O. type 212. 4,000 available.



**Completely
revised
up-to-the
minute
new edition**

MOTOR CYCLES AND HOW TO MANAGE THEM

A practical handbook by the staff of "The Motor Cycle" describing the working of a motor cycle engine and much useful information on all aspects of riding and maintaining solo and sidecar machines. Hints on the care of tyres, decarbonisation, fitting piston rings and tracing general trouble are also included.

Published for "The Motor Cycle"

6s. net. By Post 6s. 4d. **Order Now**

From all booksellers or direct from:—

ILIFFE & SONS LTD., DORSET HOUSE, STAMFORD ST., LONDON, S.E.1

**WILL
BUY
any U.S.
surplus
radio
parts,
equipment**

* APN-9, TS-67, R-89B/ARN-5, ARC-1, ARC-3, ART-13, BC-221, BC-348, SCR-522, MN-53, MN-61, RA-1, MN-31, MI-32, ARN-7, Headsets, Mikes, Cannon Amphehol plugs, 274-N, ARC-5, Dynamotors, Test sets, "TS-" or "1-" prefixes.

State condition and Best Price

**Aircraft Radio
Industries, Inc.**

85 St. John Street, New Haven,
Cables: Arico. Conn., U.S.A.

Best Buy at Britain's

METER BARGAINS

UNIVERSAL AVOMETERS MODEL 40—very little used, thoroughly checked and tested. First-class multi-range test meter for **ONLY £9/19/6**.

- 50 Micro-amp. Moving Coil, 2 1/2 in. flush panel mtg., 65/-.
 - 1 Milli-amp. 2 1/2 in. square panel mtg., 15/-.
 - 5 Milli-amp. M/c. 2 1/2 in. square panel mtg., 7/6.
 - 200 Milli-amp. M/c. 2 1/2 in. diameter flush panel mtg., 10/6.
 - 20 Amps. 2 1/2 in. diameter M/coil, 7/6.
 - 20 Volts 2 in. square panel mtg., M/coil, 7/6.
 - 500 Milli-amps. Thermo-couple 2 in. square panel mtg., 5/-.
 - 3,000 Electro-static 3 1/2 in. diameter, 35/-.
- All the above meters are brand new and boxed.

BLOCK CONDENSERS

4 mfd. at 1,000 volts. Size, 4 1/2 in. x 4 in. x 1 1/2 in. 5/-.

10 mfd. at 1,000 volts D.C. test, will work at 600 volts. Size, 2 in. x 3 in. x 3 in. New and boxed. **SPECIAL PRICE** at 3 for 10/6. 25 mfd. at 1,500 volts. Size 2 1/2 in. x 2 in. x 1 1/2 in. Price 3 for 4/6, post paid. All the above are metal cased with paper insulation and fixing feet. .04 mfd. 12.5 kV. **ONLY 7/6 each.**

CALIBRATOR UNIT I15

This unit is essentially a heavy duty power pack for 230 volts 50 cycles operation. It contains an extra heavy duty mains transformer with two 6.3 volt windings, 5 volts for rectifier, and the H.T. is 345-0-345 volts. Heavy duty choke, appropriate smoothing condensers, rectifier, etc. Supplied complete with nine EF50's and SZ4. In **BRAND NEW** condition at the give-away price of 82/6, plus 7/6 carriage.

METAL RECTIFIERS

Selenium 230 volts 60 mA. at 5/-; 250 volts 100 mA. at 7/6; RM2 at 4/3, or two for 8/-; RM3 at 5/-; RM4 at 17/-. Heavy duty Westalite with square fins, size 8 1/2 in. x 4 in. x 4 in. Two units in full wave bridge give 48 volts 10 amps. D.C. **BRAND NEW** at £5 per pair.

POWER UNIT 247

Enclosed in grey steel case, size 11 in. x 9 1/2 in. x 7 1/2 in., with chrome handles. For 230 volts 50 cycles mains operation. Output 600 volts 200 mA., fully smoothed by 1,000 volt working paper condensers and extra heavy duty choke. Also 6.3 volt 3 amps. A complete power unit including 5Ung rectifier and indicator light for only 52/6, plus 7/6 carriage. New and in transit case. **THIS IS A REAL SNIP.**

POLICE, FIRE, WROTHAM

The RI124 receiver covers 100-124 Mc/s with variable tuning. Very easily altered to other frequencies. Complete with all 10 valves and Jones plug. Requires only 250 volts and 6.3 volts when it is ready to operate. Complete circuit supplied. Only 59/6, **BRAND NEW.** Will operate from our standard RI155 power pack using special lead, price 10/- extra.

COMMUNICATION RECEIVERS

SKY CHAMPION S20R. This super Hallicrafter receiver covers 550 Kc/s to 45 Mc/s (550 to 6 1/2 metres) without gaps. Has bandspread tuning. R.F. stage, two I.F. stages, etc. Built-in power pack for 200/250-volts 50 cycles A.C. mains operation. Complete with all nine valves, built-in speaker and ready for operation. Each set tested prior to despatch and demonstrated to callers. In case size 18 in. x 8 1/2 in. x 10 in. Price £21, plus 10/- carriage and packing.

SKY RIDER DEFIANT SX24 is similar to above but includes crystal I.F. filter and S meter, etc. Complete with valves and crystal for £27/10/-, plus 10/- carriage and packing. For further details send S.A.E. **COMMUNICATION RECEIVER RI155** for world-wide reception. Can be heard at any time during shop hours. Air tested prior to despatch. Brand new at £11/19/6. A few slightly used at £7/19/6. Also have a number of RI155N's at £17/19/6. Carriage in original transit cases 10/6 extra on all models. Send 1/3 for full details and circuit.

A.C. MAINS POWER PACK OUTPUT STAGE enables the RI155 to be used to operate speaker from 200/250 volts A.C. without ANY MODIFICATIONS WHATSOEVER. Guaranteed six months. Price £4/10/-, plus 3/6 carriage. Also available, complete with built-in speaker, for only £5/5/-, plus 3/6 carriage. **SAVE ££££££££'s**

Deduct 10/- when purchasing any RI155 and power pack together.

POWER PACK NO. 3. Standard 19 in. rack mounted power packs for 200/250 volts mains operation. Paper smoothing, two heavy duty chokes, VU39 rectifier. Output 250 volts D.C. 100 mA., 6.3 volts 4 amps. Two types: Mark I with H.T. current meter at £4/4/-; Mark II with H.T. current and voltmeters at £4/10/-, carriage 5/-. Suitable for use with P48, RI132, RI481, RI392, RI155, etc. Lead for any specified set with Jones plugs, 10/- extra. All power packs guaranteed in working order.

68R RECEIVER. A four-valve battery-operated superhet, with standard 465 kc/s I.F.'s. Complete with all valves. Covers 3 to 5 Mc/s (60-100 metres) Handy for the 80-metre band. Circuit supplied. Price only 32/6.

RECEIVER RI225, covers roughly 100-150 Mc/s, though sold primarily for break-up purposes. It contains 5 EF50's, 2 EF39's, and 1 EB34 and a host of other valuable components. This represents a very good buy at **ONLY 25/-**, plus 2/6 carriage.


TRI196 RECEIVER

Receiver 25/73. This is a six-valve superhet receiver with 465 kc/s I.F.'s. Complete with all valves—2 EF39, 1 EK32, 2 EF36, 1 EBC33. In brand new condition with full conversion data. **SPECIAL EXHIBITION OFFER 25/-**.

"INEXPENSIVE TELEVISION." This book describes the building of a T.V. set from ex-Government surplus equipment. Price 2/9 post paid.

RI355 RECEIVER. This justly famous receiver unit is specified for the "Inexpensive T.V." Valve line-up—8SP61, 1VR92, 1VU120, 15U4G. Slightly used, but in very good condition. **BARGAIN PRICE 29/6**, plus 5/- carriage and packing.

182A INDICATOR



INDICATOR UNIT 182A contains 3 EF50, 1 5U4G, 4 SP61 and a 6 1/2 in. C.R.T. type VCR517. This tube will replace the VCR97 without any alteration, is completely free from cut-off and has a more pleasant tube colour. Contains in addition a very large assortment of pots, resistors, condensers, etc. Tubes demonstrated. Supplied **BRAND NEW** (less relay) for only 79/6, plus 7/6 carriage in original transit cases. Original circuit supplied **FREE** with each order, or 1/6 separately.

INDICATOR UNIT TYPE 95. Exactly the same as Indicator Unit 62 but is 50 cycle version. Double decker chassis with VCR97, mu-metal screen, 16 SP61's, 2 EB34's, 4 EA50's, loads of components, etc., in **BRAND NEW** condition. **CHEAPEST EVER, 59/6**, plus 7/6 carriage.

INDICATOR UNIT 62A, containing VCR97 C.R.T., complete with mu-metal screen. Valves—12 EF50, 4 SP61, 3 EA50, 2 EB34. Otherwise as above. **BRAND NEW** in original transit cases **ONLY £6/10/-**, plus 9/6 carriage.

BARGAIN OFFER. The RI355, complete with RF24 unit tuned to whichever station is required (sound or vision) for only 62/6, plus 7/6 carriage. RF26 and RF27 uses 2 EF54 and EC52. RF26 covers 50-65 Mc/s and the RF27 covers 65-85 Mc/s. Brand new and boxed, either type 59/6.

45 Mc/s PYE STRIP Vision unit for London frequency, complete with 6 EF50 and EA50. Circuit provided. Price £3/10/-, plus 2/6 carr. **T.V. PRE-AMP** uses 2 EF50's and tunes to 45 Mc/s. Easily altered to other frequency. With valves, 19/6; less valves, 10/-.

E.H.T. TRANSFORMER for the VCR97, etc. Mains input. Output 2,500 volts, 4 volts 2 amp., 2-0-2 volts 2 amp. Fully guaranteed at 35/-, plus 1/- post.

6 in. MAGNIFYING LENS for the VCR97, etc. First grade, oil filled. Now **ONLY 17/6**, plus 2/6 postage.

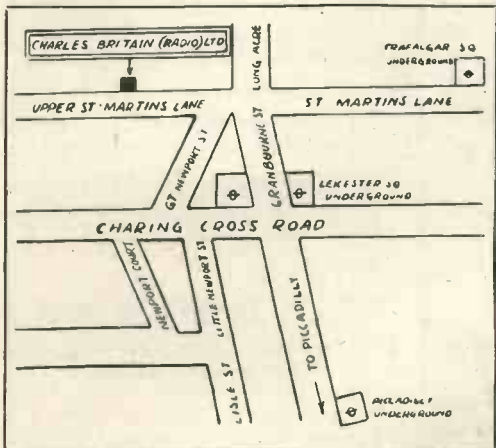
CO-AXIAL CABLE. Brand new 70/80 ohm with stranded inner conductor. Not ex-Govt. Price 1/- per yard. Minimum per post dozen yards at 10/-.

STANDARD TRANSFORMERS

Transformers of current manufacture. Two types, both standard tapped primaries. Universal mounting. (1) 350-0-350 volts 80 mA., 0-4-6.3 volts 4 amps., 0-4-5 volts 2 amps. (2) 250-0-250 volts 80 mA., 0-4-6.3 volts 4 amps., 0-4-5 volts 2 amps. Both these transformers are new and boxed, fully guaranteed at 18/- each, post paid. **30 VOLT TRANSFORMER** standard primary. Secondary 30 volts 2 amps, tapped to give 3, 5, 6, 8, 9, 10, 12, 15, 18, 20, 24 volts. Has countless uses. Price 17/6. **METAL RECTIFIER,** 12 volt 2 amp. full wave bridge type. Suitable for use with the above transformer. Price 12/6.

BLOWER MOTORS

U.S.A. Blower Motor for 105 volts A.C. operation. Outlet 2 1/2 in. diameter. Price 39/6. 12 and 24 **VOLT** small British blowers at 17/6 each.



CHARLES BRITAIN (Radio) Ltd.

11 UPPER SAINT MARTIN'S LANE LONDON, W.C.2. TEMple Bar 0545

One minute from Leicester Station (up Cranbourn Street)

Shop Hours: 9-6 p.m. (9-1 p.m. Thursday)

Open all day Saturday

UNIVERSAL ELECTRONICS

London's Largest Selection of High Quality Communications, Audio, VHF and Test Equipment.

Test Equipment

AVO Wide Range signal generator, as NEW, £22/10/-. **AVO** Model 7 as NEW, £15. **AVO** 40, £11. **AVO** Minors, £6/15/-. **TAYLOR** 30A Oscilloscope, as NEW, £22. **TAYLOR** Wobbulator, £10. **COSSOR** Double Beam Oscilloscopes from £30. **WESTON** Industrial test set 20,000 OPV, £20. **PHILIPS** Audio Oscillator GM2307, £35. **SALFORD** type 106 Signal Generator, as NEW, £35. **FURZEHILL** Oscilloscope type 1936, £35. **EVERSHED** Wee Meggers 500 v., £12/10/-. 500 v. Bridge, £35. **MARCONI** Valve voltmeters, £33. General Radio Type 804 signal generator. 30-300 mc/s. Marconi signal generators types 517. TF144G. TF390G.

Receivers

RCA AR88L-F, **RCA** AR77E 550 kc/s-32 Mc/s, as NEW, £35. **HALLICRAFTERS** SX43, £90. SX28, £45. SX24, £35. S20R, £25. S38 AC/DC 110-250 v., £25. **RME** 69 excellent condition, £40. **HRO** Junior and Senior receivers, complete with coils and power supplies, from £30. **CR** 100 receivers 60 kc/s-30 Mc/s, £28. **Manuals for:** **RCA** AR88D-LF. **HRO's**. CR100. S27. SX28. AR77E. S20R. HQ120. All at 27/6 per copy.

In Stock: Bendix BC221 frequency meters. TS69AP. 300-1,000 Mc/s Wavemeters. TS45 3CM Signal Generator. TS174, 30-250 Mc/s. TS127, 325-725 Mc/s Wavemeter. Klystrons type 723/AB. 707B. CV129. 2K22. 725A. Magnetrans, 2126 etc. Waveguide lengths and many other items of VHF equipment. S27 receivers, 30-150 Mc/s and receivers up to 1,000 Mc/s and 3,000 Mc/s.

Audio Equipment

Speakers: Vitavox, Goodmans etc. **Soundmirror** Tape Recorder, table model as NEW, £45. **Baird** Cine Soundmaster for use with projector, £40. **Decca** corner horn complete, £22. **Tape** for Soundmirror, used once, 15/- per reel.

WANTED URGENTLY

Frequency Meters Bendix BC221. TS 174/U, TS 175, TS 3, TS 13, **RCA** AR88's. Hallicrafters S27-C-A. Spectrum Analyser TSX 45E or TS 148, and Klystrons 723/AB, 2K39, 2K40, 2K41, 2K42, 2K43, 707B, CV129.

Shop hours: 9.30 to 6. Thursday to 1 p.m.
Phone GERrard 8410 (Day), MEAdway 3145 (Night).

OUR ONLY ADDRESS DEPT. W.

27 LISLE STREET,
LEICESTER SQUARE, LONDON. WC2

MARCONI VALVE VOLTMETER, Model TF889. New. £17/10/-.

NEW TYPE 6H OSCILLOSCOPE UNITS. Containing VCR97—with mu metal screen and rubber mask. 4 EF50s and 3 EB34s. Dozens of H.V. condensers, resistors and pots. Now is the time to buy these units before they are gone. Price £3/5/-, including "W./W." T.V. Scope Circuit.

LABORATORY TEST EQUIPMENT. For aligning and checking Trans./Receivers covering 150 to 234 Mc/s, comprising: **Type BC906.** Frequency Dip Grid Meter. 145-235 Mc/s. **Type I-196-B.** Signal Generator. 150-234 Mc/s. **Type BC1066-R.** Radio Receiver. 150-234 Mc/s. Price £12 the set. Carriage extra.

VALVES. 154, 8/6; 6AG5, 10/6; 117Z6, 12/6; 6SH7, 5/6; EF50, 6/6; 955, 954, 6/-; SG215, 6/6; Pen 220A, 6/6; TT11, 8/6; 42, 10/6; 9001, 9002, 9003, 7/6; 954-955, 6/6.

MAINS TRANSFORMERS. Input 200/240 v. Output 350-0-350 or 250-0-250 volt 80 mA, and 4 and 6.3 v. 4 a. and 4 and 5 v. 2 a. Price 21/6. Input 200/240 v. Output tapped 3, 4, 5, 6, 8, 9, 10, 12, 15, 18, 20, 24, 30 volts, 2 amps., 21/6. All with one year's guarantee. **D.P.D.T. RELAYS.** Operate at 200/300 volts D.C., 8/6. D.P. make and break, 8/6. We can supply any type of voltage and contacts at varying prices.

NEW SELENIUM RECTIFIERS. F.W. 12/6 volt 3 amps., 14/6; 4 amp., 22/6; 6 amp., 30/-; 1 amp., 8/6; 12 v. 100 mA., 3/6; 250 v. 100 mA., H.W., 9/-; 80 mA., 6/6.

GERMANIUM CRYSTAL DIODES, 3/9. **VCR97 CRTS.** New and crated. Picture tested, 45/6. Bases, 3/6. **NEW MAG SLIP TRANSMITTER MOTORS.** Made by G.E.C. 50 v. 50 cycle. Mk. I—2in., 15/-; Mk. II—3in., 20/-.

NEW P.M. SPEAKERS. 5in., 14/6; 6in., 16/6; 8in., 20/-; 10in., 27/6.

0-500 MICROAMMETERS, 2in., 15/6. **M/C MICROPHONES** with matched Trans., 15/-.

4ft. ROD AERIALS, set of three, 6/-.


FL5 FILTER UNITS, 8/6. Same as FL8 but less switch. **TYPE FT243 FREQUENCY CRYSTALS,** 5.8 to 8.6 Mc/s. In 25 Kc. steps, 8/-.

ADMIRALTY OIL FILLED TRANSFORMERS. Prim. 230 v. Sec. 3500 tapped 3000 v. 85 mA. Weight 65 lbs., 10 1/2in. x 9 1/2in. x 8in. Steel cased, £4.

L.R. ARMY HEADPHONES, 8/6. **NEW ROTARY CONVERTERS.** Input 6 v. Output 350 v. 120 mA., 27/6.

All Carriage paid in the U.K. from Dept. W.W.,
The RADIO & ELECTRICAL MART
253B PORTOBELLO ROAD, LONDON, W.11

Phone: PARK 6026



UNISELECTORS, Min-
or Type. 2 banks of 10 contacts, will operate from 24 v. or 12 v. with slight adjustment, has electro-magnetic release when wipers reach end of the bank. Resistance of drive coil 50 ohms, release coil 70 ohms. These are ideal for sequence switching, model radio control, telephone exchanges, etc. Used, but new condition, 25/-.

POST OFFICE TYPE RACKS. For Equipment. 10in. 5ft. 6in.

high for accommodating amplifiers, transmitters, receivers, etc., 39/6. Carriage 5/6.

CATHODE RAY TUBES. Type 97 tubes, special price owing to large purchase. In makers' original cartons, brand name, 30/-.

AIR RAID WARNING CONTROL UNITS. These units were originally used for Air Raid Warning remotely operated from electric light power stations being directly connected with the main A.C. supply at consumers premises and operated either by a D.C. bias voltage or by audio frequencies injected into the main supply. There are three types available which are as follows: all units are brand new condition, manufactured by either G.E.C. or Standard Telephones & Cables.

TYPE A. D.C. Bias unit consisting of 230 v. mains transformer auto type tapped at 200 and 10 volts, twin coil polarised relay 50 ohms with 2 sets of break contacts, indicator light, two toggle switches both 2-way 2-pole buzzer and housed in black bakelite case 4 1/2in. x 3 1/2in. x 4 1/2in. deep. Price 15/-.

TYPE B. Operated by audio frequency consisting of tuned relay with two reeds which in turn operates a 10-amp. mercury switch through a train of gears which by means of a ratchet. A frequency of 585 C.P.S. applied will operate switch to the off position and a frequency of 427 C.P.S. will operate the switch to the on position. Made by G.E.C. and contained in a waterproof cast iron box 5 1/2in. x 5 1/2in. x 4 1/2in. deep. Complete with terminal block. Price 17/6.

TYPE C. D.C. Bias. Similar to Type A but consisting of transformer, buzzer and small relay with single pole make contacts. Short flexible lead 2-pin 5-amp. universal plug, unit 5 1/2in. x 4 1/2in. x 6 1/2in. deep. Price 9/6.

TYPE D. Similar to Type A but consisting of transformer, buzzer and small relay with single pole make contacts. Short flexible lead 2-pin 5-amp. universal plug, unit 5 1/2in. x 4 1/2in. x 6 1/2in. deep. Price 9/6.

New List No. 10 is now available, price 6d. inland 2/- Overseas Air Mail.

A. T. SALLIS

93 North Road, Brighton, Sussex
Phone Brighton 25806.

BENSON'S BETTER BARGAINS

Scale FSD	Size	Type	Fitting	Price
30 mA	2 1/2in.	MC	Proj. R.	8/-
100 mA	2 1/2in.	MC	Flush R.	9/-
200 mA	2 1/2in.	MC	Flush R.	8/-
300 mA	2 1/2in.	MC	Flush R.	9/-
300 mA (100mA)	2 1/2in.	MC	Square	6/-
500 mA	2 1/2in.	MC	Flush R.	8/-
1 A or 2 A	2 1/2in.	TC	Fl. or proj.	8/-
3 or 4 A	2 1/2in.	TC	Square	6/-
5A	2 1/2in.	MC	Square	8/-
6 A	2 1/2in.	TC	Flush R.	8/-
20 A	2 1/2in.	MI	Flush R.	8/6
30 A	2 1/2in.	MO	Proj.	8/-
60 A	6in.	MI	Proj. Met.	30/-
20-0-20 A	2 1/2in.	MO	Square	8/-
300 v.	7in.	230 v.	Proj. Met.	75/-
500 μA (5mA)	2 1/2in.	MC/TC	Flush R.	17/6
15 v.	2 1/2in.	MI	Flush R.	10/8
15-0-15 v.	2 1/2in.	MC	Flush R.	10/6
20 v.	2 1/2in.	MC	Square	8/-
150 v.	2 1/2in.	MC	Flush R.	10/6
300 v.	2 1/2in.	MC	Square	8/-
2,500 v.	2 1/2in.	EL	Flush R.	30/-
3,500 v. (5 mA)	3 1/2in.	MO	Proj.	15/-
100 uA	2 1/2in.	MO	Flush R.	30/-
500 μA	2 1/2in.	MC	Flush R.	20/-
2 mA	2 1/2in.	MO	Flush R.	10/6
5 mA	2 1/2in.	MO	Square	6/-

CONDENSERS, variable, twin 75pF, 4/-; single D.E., 2/-; 75 pF long spindle, 1/6; 25pF, 1/3; 50pF 1/6; 200pF pre-set, 1/3; 500pF twin, 5/-; single, 3/6; 500pF 3 or 4 gang, 8/6; CROKES RP 4 ple R, 9d., Tx 250 mA, 1/-. **MOTORS.** Collaro AC37 Gram. 110/250 v. A.C. var. speed, 1 1/2in. dia. spindle, 30/-; **R.F. UNITS** type 24, 21/-; 25, 25/-; 27, 45/-.

LOADING UNITS for these, type 51, 5/6; L.F.T.'s 10/13 Mc/s aircored, canned, 1/8. **COLLS.** Edistons: Ts types "P" and "Q" 5-pin hor. base, each 3/6; **DYNAMOTORS,** soiled cases, D.C. 9 v. to 450 v. (approx. 250 v. 80 mA at 6 v.), 8/6.

RXS, TYPE 25, with 2 VR56, 2 VR53, 1 VR57, 1 VR55, 2 465 kc/s. L.F.T.'s 30/-.

R132, VHF Rx cete. with valves, meter, 55/- (carr. 8/6). A.C. Power Pack No. 3, to suit, 55/- (carr. 7/6).

List and enquiries, S.A.E. please!
Terms: Cash with order Postage extra.
Immediate delivery.

Callers and Post
W. A. BENSON (WW),
308 Rathbone Rd.,
Liverpool 13. STO 1804

Callers only
SUPERADIO, (W'chapel)
LTD., 116 Whitechapel,
Liverpool 2. ROY 1130

We are now disassembling some exquisite American equipment,

containing numerous types of Synchro Motor, Differential Generator, Control Transformer, Gyro Compass Repeater, Phase Shifter, Variacs, Optical Gear, Transformers, Chokes, oil-filled Capacitors, Rack Cabinets, and other items too numerous to list. Callers would do well to pay us a visit for some really superb items at very reasonable prices. Of special interest to research bods. If you can't call, drop us a line listing carefully what you need, in case we have it.

WIRELESS SUPPLIES UNLIMITED,
264-266 Old Christchurch Road,
Bournemouth, Hants.

Telephone: Bournemouth 4567. Telegrams: Limltrad, Bournemouth.

MAINS TRANSFORMERS

Primary, 200-250 v. F. & P. 2/-.
 400-0-400 250 m.A., 4 v. C.T., 3 a., 4 times. Unclamped, 32/6.
 300-0-300, 100 m.A., 6 volt 3 amp., 5 volt 2 amp., 22/6.
 Drop thro' 350-0-350 v. 70 m.A., 6 v. 2.5 amp., 5 v. 2 amp., 14/6.
 Drop thro' 250-0-250 v. 80 m.A., 6 v. 3 amp., 5 v. 2 amp., 14/6.
 Drop thro' 110-110 60 m.A., 6 v. 0.5 amp., 8/6.
 280-0-280, drop-through, 80 m.A., 6 v. 3 amp., 5 v. 2 amp., 14/6.
 Auto-wound, H.T. 280-volts at 360 m.A., 4 v. 3 amp., 2 v. 3 amp., or 6 v. 3 amp. Reparate 4 v. 3 amp., 10/6.
 Auto-transformer, 110 v. 70 watts, 10/6.
 E50-0-250 80 m.A. 6 v. 4 amp. 14/-.
 Pri. 230 v. Sec. 200-0-200 35 m.A. 6 v. 1 amp. 8/6.
 Pri. 200/250 v., secondary 3, 4, 5, 6, 8, 9, 10, 12, 18, 20, 24 and 30 volt at 2 amps., 13/6.
 Semi-shrouded drop-thro' 280-0-280, 200 m.A., 6 v. 5 amps., 5 v. 3 amps., 27/6.
 Semi-shrouded drop thro', 270-0-270, 80 m.A., 6 v. 3 amp., 4 v. 1.5 amp., 13/6.
 Semi-shrouded drop thro', 270-0-270 60 m.A., 6 v. 3 amp., 11/6.
 Heater Transformer. Pri. 230-250 v. 6 v. 1 1/2 amp., 6/-; 2 v. 2 1/2 amp., 7.5/-; 4 or 6 v. at 2 amps. 7/6; 3 v. 2 1/2 amp. 8 v. 0.6 amp. H.T. insulated, 2/6. P. & P. each 1/6.
 800-0-800 250 m.A., 4 v. 2 amp., 27/6. P. & P. 5/-.

P.M. SPEAKERS (closed field)

	with less trans.	
3 1/2 in.	15/6	
3 in.	13/6	
5 in.	16/6	12/6
6 1/2 in.	18/6	12/6
8 in.	18/6	15/-

P. & P. on the above 1/- each.
 10in. Less trans., 21/-; P. & P. 1/6.
 E. & A. 5in. M.E. Speaker field coil, 1,600 ohms O.P. trans. 5,000 ohms, Imp 18/6. P. & P. 2/-.
 5in. M.E. field coil 750 ohms with O.P. trans., 17/6. P. & P. 1/-.

Extension speaker cabinet, in contrasting walnut veneers, size 15x10 1/2 in. Will take 8 1/2 in. speaker. 17/6. P. & P. 2/-.

Volume Controls, Long spindle less knob, 50K, 500K, 1 meg., 2/6 each. P. & P. 3d. each.

Expanded aluminium speaker fret, 13 1/2 x 9in. 2/-.

Volume Controls. Long spindle and switch, 1, 1 and 2 meg., 4/- each; 10 K, 50 K, 3/6 each. 1 and 1 meg., long spindle double pole switch, miniature, 5/-; P. & P. 3d. each.

Trimmers, 5-40 pf., 5d.; 10-110, 10-250, 10-450 pf., 10d.

Twin-Gang .0005 Tuning Condenser, 5/-; With trimmers, 7/6. P. & P. 1/-.

Line Cord, 3-way 0.3 amp. 180 ohms. per yard, 1/3 per yard.

Twin-gang, .0005 with feet, size 3 1/2 x 3 1/2 in., 6/6.

3-gang, .0005, with feet, size 4 1/2 x 3 1/2 in. 7/6.

Hoover Variable Speed Motor-1,200 revs. Tape Recording Motor. 812k running, 200/250 v. A.C. Shaded pole with flange. Weight 5 lb., 27/6. Plus P. & P. 2/6.

PERSONAL SHOPPERS ONLY

9in. Enlarger 17/6, 12in. 27/6.
 Germanium Crystal Diode, 2/3 post paid.
 Television Masks, White Rubber 9in. with glass, 7/6. Cream Rubber, 12in. with armour-plate glass, 15/-, 15in. Cream, 17/6 plus 1/6 P. & P.
 T.V. Width Control, 3/6.

USED C.R.T. TUBES

Heater cathode shorts, 9in., 45/-; Ion burn, 9in., 35/-; P. & P. 7/6 each.

CRYSTAL PICK-UP

by famous manufacturer, complete with sapphire trailer needle and volume control, 23/-; P. & P. on each 1/-.

EX-GOVT. RECEIVER TYPE B23

Complete coil unit, 6 bands, 60 kc/s., 420 kc/s. 500 kc/s.-30 Mc/s., 21/-; Plus 2/- P. & P. Circuit for above, 4/-.
 Variable selectivity IF Switch to suit above, 7/6. 485 Kc. I.F.s. to suit above, type 3, 4 and 5, 5/- ea. IPT2 incorporating 485 Kc/s. Xtal., 19/6; BFO, 7/6. Special 4-gang, to suit, 15/-.


PLESSEY USED AUTOMATIC CHANGER

single speed; in working order, A.C. 200/250 v., magnetic pick-up, 25/6. P. & P. 6/-.

D. COHEN RADIO AND TELEVISION COMPONENTS
 Terms of Business: Cash with order. Despatch of goods within 3 days from receipt of order. Where post and packing charge is not stated please add 1/- up to 10/-, 1/6 up to £1, and 2/- up to £2. All enquiries and lists, S.A.E.
SPECIAL NOTE: NO GOODS SENT WHERE CUSTOMS DECLARATION IS APPLICABLE.

23 HIGH STREET (Uxbridge Road) ACTON, W.3 Telephone: ACORn 5901

Hours of Business: Saturday 9—6 p.m. Wednesday 9—1 p.m. Other days 9—4.30 p.m.



CABINET as illustrated, 11 1/2 x 6 1/2 x 5 1/2 in. walnut or cream, complete with T.R.F. chassis, 2 waveband case, station names, new waveband, back-plate, drum, pointer, spring drive spindle, 3 knobs and back, 22/6. P. & P. 3/6.
 AS ABOVE but complete with 5in. speaker and O.P. trans. (these speakers have been used but tested O.K.), 30/-; P. & P. 3/6. Metal rectifier 7/6. Gang with trimmers, 7/6. Medium and long T.R.F. coils 5/6. 3 obsolete ex-Govt. valves, 3 v/holders and circuit of an A.C. mains 3-valve plus rec. T.R.F. which can be built for approx. 44, 8/6.
 H.T. transformer, 6/-; Volume control with 32 x 32 mfd., 350 wkg. 3/6. Resistor kit 2/-; Condenser kit 4/-.

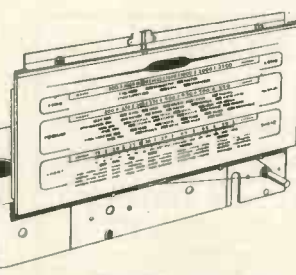
PERSONAL PORTABLE CABINET. In cream-coloured plastic; size 7 x 4 1/2 x 3in. Complete 4-valve chassis. Scale and 3 knobs. Takes miniature 90 v. and 7 1/2 v. batteries, 9/-; post and pkg. 1/6.
 3in. P.M. Speaker to fit above, 10/-; Miniature output transformer, 5/-; Miniature wave-change switch, 1/6. Miniature 1-pole 4-way used as Volume and On/Off, 1/4. 4 B7G valve holders 2/4. Midget twin gang 1/4 in. dia., 1/4 in. long and pair medium and longwave T.R.F. coils 1/4 in. long x 1/4 in. wide; complete with 4-valve all-dry mains and battery circuit, 8/6. Condenser Kit, comprising 11 miniature condensers, 8/6. Resistor Kit, comprising 16 miniature resistors, 4/-; The above receiver (less valves and batteries) can be built for approximately 51/-. All valves to suit above available. Point to Point Wiring Diagram, 1/-.

G.E.C. USED 30 WATT AMPLIFIER in 2 units (4 K.T.06's in push-pull) complete less valves in very good condition 28/10/-; P. & P. £1.
G.E.C. USED 6 or 12 v. INPUT AMPLIFIER. In oak carrying case, complete less valves (2 K.T.01's in push-pull) in very good condition 27/10/0. P. & P. £1.
T.V. POWER SUPPLY CHASSIS, size 13 x 3 1/2 in. A.C. mains 200/250 v. Complete with smoothing choke, mains transformer, 40 mfd 350 wkg, 3 1/2 mfd 450 wkg, 32 mfd 450 wkg, 5 U4G, twin mains fuse, 11 pin output socket & mains lead. Smoothed output 350 v. 200 mA heaters 6.3 v. 7 amp. 70/-; P. & P. 5/-.
MAINS UNIT comprising chassis 6 x 4 1/2 in., fully shrouded mains trans 110/250 input, 32 + 32 mfd. 350 wkg, U30 rec., octal plug and mains lead. Smoothed output 280 v. 70 mA heaters 6.3 v. 2 amp. 25/-; P. & P. 2/6.
FULLY SHROUDED MAINS TRANSFORMER. Input 110/250, sec. 350-0-350 175 mls 6.3 v. 7 amp. 5 v., 3 amp. 35/-; P. & P. 3/-.
FULLY SHROUDED PUSE-PULL TRANS. Pri 6000 ohms sec. 15 ohms (2 6L6's in push-pull) £1. P. & P. 1. 2/-.
FULLY SHROUDED CHOKE 15 Henry 180 mls 15/-; P. & P. 2/-.
FULLY SHROUDED CHOKE 3 Henry 120 mls 8/6. P. & P. 2/-.
 These last 4 items by very famous manufacturer.
SPEAKER MATCHING UNIT comprising choke, 2 condensers and chassis size 6 x 2 1/2 in., 3 to 13 ohm. reversible. 12/6. P. & P. 1/6



KIT OF PARTS FOR SIGNAL GENERATOR. Coverage 110 Kc/s.-320 Kc/s., 320 Kc/s.-600 Kc/s., 900 Kc/s.-2.75 Mc/s., 2.75 Mc/s.-8.5 Mc/s., 8.5 Mc/s.-20 Mc/s., metal case 10in. x 6 1/2 in. x 4 1/2 in., size of scale 6 1/2 in. x 3 1/2 in., 3 valves and 1 rectifier valve, A.C. mains 230/250. Internal modulation 400 c.p.s. to a depth 30 per cent. Frequency calibration accuracy plus or minus 1 per cent. Modulated or unmodulated R.F. output continuously variable 100 millivolts, 23/10/-; P. & P. 4/-. This includes the return to us for checking and calibration. We will build same for 15/- extra. Circuit and point-to-point wiring diagram, 3/6. Kit of parts for above, less checking and calibration, 23, plus 2/6 P. & P.

CONSTRUCTOR'S PARCEL comprising chassis 12 1/2 x 8 x 2 1/2 in. cad. plated 18 gauge, v/b, IF and trans. cut-outs, back-plate, 2 supporting brackets, 3 waveband case, new wave-length station names. Size of scale 11 1/2 x 4 1/2 in. drive spindle, drum, 2 pulleys, pointer, 2 bulb holders, 5 paroxil international octal valve holders, 4 knobs, and pair of 465 I.F.s. 16/6. P. & P. 1/9. 4/-; but complete with 16-16 mfd. 350 wkg. and semi-shrouded drop thro' 250-0-250 80 m/a., 6 v. 3 amp. Pri. 200-250 and twin-gang 31/6. P. & P. 3/-.



CONSTRUCTOR'S PARCEL comprising chassis 8in. x 4in. x 1 1/2 in., with speaker and valve holder cut-outs, 5in. P.M. speaker with transformer; twin gang with trimmers, pair T.R.F. coils long and medium, four valveholders, 20 K. volume control and wave-change switch. 23/-; P. & P. 1/6.

CONSTRUCTOR'S 3-VALVE T.R.F. PARCEL. Comprising chassis, L. and M. coils, gang, pot., switch, resistor and condensers, heater trans., v/holders, smoothing and bias condenser, 4 ex-Govt. obsolete valves, speaker and O.P. trans., choke, with circuit, 37/6. P. & P. 3/-.

485 KC. MIDGET I.F.s. Q 120, size 1 1/2 in. long, 1/4 in. dia. deep by very famous manufacturer. Pre-aligned adjustable iron-dust cores. No post. 12/6

R.I. MAINS TRANSFORMERS, chassis

molding, feet and voltage panel
 Primaries 200/250 v.
 300-0-300 60 m.A. 6.3 v. 1 a., tapped at 4 v. 6.3 v. 2 a. tap 4 v., 13/6.
 350-0-350 75 m.A. 6.3 v. 3 a. tap 4 v. 6.3 v. 1 a., 13/6.
 350-0-350 120 m.A. 6.3 v. 3 a. tap 4 v. 6.3 v. 1 a. tap 4 v., 25/6.
 350-0-350 70 m.A. 4 v. 2 a., 2.5 a., 2.5 a. C.T., 18/6. P. & P. on the above transformers 2/-.
 500-0-500 125 m.A. 6.3 v. C.T. 4 a. 6.3 v. C.T. 2 a. 5 v. C.T. 2 a., 27/6.
 500-0-500 125 m.A. 4 v. C.T. 4 a. 4 v. C.T. 4 v. C.T. 2.5 a., 27/6.
 500-0-500 250 m.A. 4 v. C.T. 5 a. 4 v. C.T. 5 a. 4 v. C.T. 4 a., 39/6.
 500-0-500 250 m.A. 6.3 v. C.T. 4 a. 6.3 v. C.T. 3 a. 5 v. C.T. 3 a., 39/6.
 P. & P. on the above transformers 3/-.

CONSOLE CABINET.

In polished walnut originally made for gram. motor. Would make ideal bedside cabinet or TV stand, 30 1/2 in. high by 17 1/2 in. wide by 13 1/2 in. deep. 39/6, plus 7/6 P. & P.
 Valve Holders, moulded octal Mazda and octal, 7d. each. Paroxil, octal, Mazda and octal, 4d. each. Moulded B7G, B8A and B9A, 7d. each. B7G moulded with screening can, 1/6 each.
 32 mfd., 350 wkg. 2/-
 16 x 24 350 wkg. 4/-
 4 mfd., 200 wkg. 1/3
 40 mfd., 450 wkg. 3/6
 18 x 16 mfd., 500 wkg. 4/6
 16 x 16 mfd., 500 wkg. 5/9
 8 x 16 mfd., 450 wkg. 3/9
 32 x 32 mfd., 350 wkg. 4/6
 32 x 32 mfd., 350 wkg. and 25 mfd., 25 wkg. 6/6
 25 mfd., 25 wkg. 11d.
 250 mfd., 12 v. wkg. 1/-
 16 mfd., 500 wkg., wire ends 2/6
 8 mfd., 500 v. wkg., wire ends 3/6
 8 mfd., 350 v. wkg., tag ends 1/6
 100 mfd., 350 wkg. 4/6
 100 + 200 mfd., 350 wkg. 4/6
 16 + 16 mfd. 350 wkg. 3/3
 Ex-Govt. 8 mfd., 500 v. wkg., size 3 1/2 x 1 1/2, 2 for 2/6
 60 + 100 mfd., 280 v. wkg. 7/9
 16 x 32 mfd., 350 wkg. 6/6
 50 mfd., 180 wkg. 1/6
 65 mfd., 220 wkg. 1/6
 8 mfd., 150 wkg. 1/6
 60 + 100 mfd., 280 wkg. 8/6
 50 mfd., 12 wkg. 11d.
 50 mfd., 50 wkg. 27/6 wkg. 4/6
 50 mfd., 50 wkg. 1/9
 Miniature wire ends moulded 100 pf., 500 pf., and 001 ea. 7d.
 Combined 12in. mask and esentechno in lightly tinted perspex. New aspect, edged in brown. Fits on front of cabinet. 17/6. P. & P. 2/-.

Frame Oscillator Blocking Trans. 4/6.
Tube Mounting Bracket, size 9 1/2 x 4 1/2 in. 12in. tube clamps, 2/-.
Smoothing Choke, 2 Henry 150 m.A., 3/6. 250 m.A. 4 Henry, 5/-; 250 m.A. 10 Henry, 10/6; 250 m.A. 8 Henry, 8/6.

F.M. Focus Unit for any 9 or 12in. tube except Mazda 12in. with Vernier adjustment, 15/-; P. & P. 1/6.
P.M. Focus Unit for Mazda, 12in. with Vernier adjustment 17/6. P. & P. 1/6
Wide Angle P.M. Focus Units, vernier adj., state tube, 25/-; P. & P. 9/-.
Enrized goss coil, low resistance mounting bracket 17/6 plus 2/- P. & P. Sean Coils, low line low impedance frame, complete with O.P. transformer, 17/6. P. & P. 2/-.

Ion Traps for Mullard or English Electric tubes, 5/-, post paid.
 485 Kc. I.F.s, size 2 1/2 x 1 1/2 in. Q110 removed from American equipment, 5/- per pair. Standard 465 Kc. iron-cored I.F.s. 4 x 1 1/2 x 1 1/2 in., per pr. 7/6. Wearite standard iron-cored 485 Kc. I.F.s, 3 1/2 x 1 1/2 in., per pr. 9/6.

Iron-Cored 465 Kc. Whistle Filter, 2/6.
OUTPUT TRANSFORMERS. Standard type 5,000 ohms imp., 4/9. 42-1 with extra feed-back windings, 4/3. Miniature 42-1, 3/3. Multi-radio 3,500, 7,000 and 14,000, 5/6. 10-watt push-pull, 8/6 matching, 7/-.

PUSH-BACK CONNECTING WIRE. Doz. yds. 1/6. post paid.

STANDARD WAVE - CHANGE SWITCHES, 6-pole 3-way, 2/-; 4-pole 3-way, 1/9; 5-pole 3-way, 1/9; 3-pole 3-way, 1/9; 8-pole 3-way, 3/6; Miniature type, long spindle, 3-pole 4-way, 2-pole 5-way, 4-pole 3-way and 4-pole 2-way, 2/6 each. P. & P. 3d.

MAINS OR BATTERY SUPERHET PORTABLE COILS. Medium-waved frame aerial and long-wave loading coil, used as aerial coils. Midget iron-core screened L.M. osc. coils, with circuit I.F. 465 Kc., 9/6.

UNIVERSAL'S MAIL ORDER OFFERS:-

24-VOLT I.F.F. MOTORS. 450-volt output. Can be converted to mains. Complete with gearbox and fan, 12/6 each, post 2/-.

The above motor converted for 240-volt A.C., 25/- each, post 2/-.

I.F.F. UNITS, R.3121. Complete with motor and valves, 27/6, carr. 5/-.

60-OHM C.L.R. HEADPHONES. 5/- per pair, post 9d.

JONES PLUGS. 8-way chassis mounting, 7/6 doz.; 8-way with covers, 9/- doz.; 4-way chassis mounting, 6/- doz., post 9d per doz.

JONES SOCKETS. 8-way chassis mounting, 7/6 doz.; 12-way, 9/- doz., post 9d per doz.

0/50 AMMETERS. A.C. moving iron, 4in. scale, 25/- each, post 1/-.

0/300 VOLTMETERS. A.C. moving iron, 4in. scale, 25/- each, post 1/-.

0/15 AMMETERS. A.C. moving iron, 3in. scale, 15/- each, post 1/-.

0/120 VOLTMETERS. A.C. moving coil, a few only at 22/6 each, post 1/-.

ONE POUND REELS FRY'S 40/60 CORED SOLDER. 5/- reel, post 1/-.

100FT. COILS AERIAL WIRE. Suitable for connecting wire, 3/- each, 2 for 5/6, post 1/-.

SPECIAL OFFER OF TELEPHONE UNITS. Containing 6 relays, 1 bell set type 25, Type "C" Generator, 9 key switches, Pressel keys, lamp jacks and lamps, etc., etc., £2/15/- each, carr. 7/6.

24-VOLT AND 12-VOLT TYPE D 60-AMP. CUT-OUTS. 10/- each, post 9d.

15-AMP. ROTARY ON-OFF SWITCHES. 10/- each, post 9d.

WIRELESS REMOTE CONTROL UNITS. "D" No. 1, containing indicator lamp, useful terminals, Pressel key, relay, 10/- each, post 1/6.

RELAYS. Large stocks of 3000 and 600 type relays. Prices quoted against individual requirements.

Special quotes for large quantities of any of the above materials. Trade enquiries invited. Export facilities.

UNIVERSAL ENGINEERING COMPANY
 Havelock Works, Havelock Place,
 HARROW, MIDDLESEX. Harrow 1432

H.R.O. SENIOR RECEIVERS. With A.C. P.P., 5 coils, £37/10/-.

D.S.T. 100 RECEIVERS, as new. Coverage is 7 bands from 30 Mc/s. to 50 Kc/s., £30 each.

HAMMERLUND BC779B. Mint condition, rack mtg., £42/10/-.

HALLICRAFTERS SX28, S27, S20R, S41, S38, etc. All in perfect condition.

AR88LF, AR88D, CR100, from stock. **RI155 RECEIVERS,** new. A.C./D.C. MOTORS, suitable for sewing machines, 47/6 each.

A.C./D.C. 12 v.-15 v. MOTORS, long spindle for models, 15/- each.

20 WATT P.A. RACK MOUNTING AMPLIFIERS, complete with power pack, 200/250 v. A.C., less valves, £6/10/-. Valves—2 type PX25, 1 MH4 and 1 MU14, £2/15/- per set.

NEW M/C MICROPHONES, hand type, with 12 yds. heavy duty screened cable, £3/15/- each.

B.C. 221 FREQUENCY METER, from stock. Many items of American equipment available.

TEST EQUIPMENT. We hold a comprehensive stock. Multi-range meters at 1,000 and 20,000 o.p.v., valve testers, signal generators, 4,000Ω EARPHONES, 11/6 pr.

10,000Ω POTENTIOMETERS, large size, by Colvern, enclosed, 8/6 each. 100k, 15w, 9/6 each.

TYPE 73 VELLODYNE UNITS in stock, £4/10/- each.

C.R.100 RECEIVERS, perfect order, £27/14/-.

MAINS TRANSFORMERS. Special offer, not ex-W.D., 200/250 v. input tapped. Output 250-0-250 v. at 100 mA., 5 v. 3 a., 6.3 v. 4 a., 21/6 each.

350-0-350 v. Ellison at 120 mA., 6.3 v. 5 a., C.T. 5 v. 3 a., 37/6. All types in stock.

EVERSHED BRIDGE MEGGERS, 250 v. Special price, £12/10/- each.

D.C./A.C. CONVERTERS, 230 v. D.C. input, 230 v. A.C. output at 140 watts, £9.

MAGNAVOX 12in. P.M. SPEAKERS, snip at £5/10/- each.

G.E.C. 7 WATT V.H.F. MOBILE TX/RX. Complete with 12 v. rotary p/pack, 60.9, 81.1 and 81.3 Mc/s., special offer, £30.

EDDYSTONE 640 RECEIVER. Perfect at £22.

6 VOLT (3 at 2 v) BOXED ACCUMULATORS, 24/-.

1/2 F 350 v. METAL CASED TUBULARS, U.S.A., at 4/6 doz. (minimum 2 doz.).

H.R.O. COILS, .46-.96 Mc/s., etc., at £2/5/- per coil.

LARGE STOCKS OF MOTORS. A.C./D.C. and A.C., 1/16, 1/12, 1/4, 1/2 h.p.

Your post enquiries welcomed. S.A.E. for reply please. Orders, C.W.O. or Pro-forma Invoice, no C.O.D. Prices quoted do not include carriage and packing.

All types of equipment purchased. Top prices paid.

SERVICE RADIO SPARES
 4, LISLE STREET, LONDON, W.C.2
 Telephone: GERrard 1734



5-Kv. E.H.T. TRANSFORMER
 with
U22 Rectifier
37/6
 P. & P. 2/6

FRAME TRANSFORMER. ratio 10 to 1, matches Allen or Denco wide angle Def. coils. Size 3 x 3 in. Price 10/- P. & P. 1/-.

MAINS TRANSFORMER in 200-230-250, out. 350-0-350. 6.3V. 3A. 80 mA. half shrouded. 12/6 P. & P. 1/-.

FIL. TRANSFORMER in 110-220-240 V., out. 6.3 V. 3A. 12/- P. & P. 1/-.

Hundreds of Bargains in Radio & TV Components. Send for List.

JACKSON RADIO SUPPLIES
 163 EDGWARE RD., LONDON, W.2

PLESSEY GRAM. MOTORS. New 200 to 260 volts A.C. Shaft has three diameters for 3 speeds. Bargain 12/6 each, post 11d.; 28 per dozen, carriage 2/6.

AMPLIFIERS 1134A. New in transit cases, less valves, contains P.O. Multi-key switch, transformers, condensers, resistors, etc., suitable making gramophone amplifier, intercom., etc., 7/6 each, post 2/-.

RELAYS—RELAYS—RELAYS. Large stock of P.O. types, 3,000 and 600 from 10 ohms to 10,000 ohms. New and ex-equipment, all good condition. 3,000 Type, 4/6 each; 600 Type, 9d. each, post 3d. Type 600 coils, new, 130 ohms, 6d. each, post 3d.; 4/6 doz., post free.

MILLIAMETERS. 0-50 m/a., moving coil, 7/6 each. 94in. scale, post 9d.; 60/- doz., post free.

P.V.C. CONNECTING WIRE. 21 S.W.G. tinned, various colours, 8/- per 100 yards, post 1/-.

ELECTRIC MOTORS. Reversing, 12 or 24 volts. Also can be used on 230 volts without overheating, many uses, state which connection required, price 10/-, post 1/-.

Send S.A.E. for List. Callers are welcomed at our new showrooms at
353 BEARWOOD ROAD, SMETHWICK.
L. C. NORTHALL
 16 Holly Road, Quinton, Birmingham 32. Tel. WOO 3166

U.S. WAR SURPLUS WANTED.

APR-4, APR-5, APR-1, ARC-3, etc.; TS-12 13 34, 35, 36, 45, 120, 146, 155, 173, 174, 175, 323 and other "TS" units, etc., particularly for the MICROWAVE REGION; also U.S. commercial laboratory equipment (General Radio, Ferris, etc.); special tubes such as 723A/B, 3C22, etc.; spare parts, technical manuals; single units or large quantities.

Send direct to us, receive the full top price. Describe and price to:

ENGINEERING ASSOCIATES
 444 Patterson Road,
 Dayton 9, Ohio, U.S.A.

TELEVISION

for "Fringe" and "Long distance" viewers is vastly improved with the SPENCER-WEST type AC/3 Pre-Amplifier. The specification includes a first stage neutralised triode cathode coupled to a grounded grid triode. The optimum arrangement for best "noise factor". Self-contained power supply unit complete with correctly adjusted interference filter. Price complete, 10 gns. from your dealer or direct. Leaflets, etc., on request.

RECEIVER CONVERSION TO NEW CHANNELS
 The type AC/4 Converter units for perfect simple conversion. Price complete with 5 valves and self-contained power unit, etc., 15 gns. Available for Brighton booster on London receivers (type AC/4KL) and all other conversions. Leaflets on request.

SPENCER-WEST
QUAY WORKS, GT. YARMOUTH
 Phone: Gt. Yarmouth 3009

MAGNETIC RECORDING

Tape Desks; Record/Playback Amplifiers
 Cabinets: (Console, Table & Portable). Rewind Spools. Tape & Microphones
 Send for Constructor's Envelope

Many Bargain Lines in Radiogram & Record Playing Equipment:—

- Single & 3 Speed Autochangers & Single Playing Units.
- Plug-in Pick-Ups & Complete Boxed Pick-Ups.
- Polished Walnut "Standard Console" & Drop Front R.G. Cabinets

Send for Hints on "Make Yourself a Radiogram at approx. Half Present Day Price"

We also hold large stocks of "Viewmaster" & Tele-King Components, including many items for the big picture enthusiast. Detailed list available on request.

15" C.R. Tubes—E.H.T. Boost Circuits—Wide Angle Scanning Components, e.g. 12" Console Model T.V. Cabinet Size 19" wide x 37" high x 16 1/2" deep. Price £7.

Send now for monthly Bulletin of special bargain lines in Electronic equipment—swift. Enquiries welcomed and given immediate attention. Traders only supplied.

V.E.S. WHOLESALE SERVICES LTD.
 11 GUNNERSBURY LANE, ACTON, W.3. Telephone: ACOrn 5027



5 Harrow Road, Paddington, W.2

PADDINGTON 1008/9 and 0401

OPEN MONDAY to SAT. 9-6 THURS. 1 o'clock.

6 WATT AMPLIFIER (UNDISTORTED)

Manufactured by Parmeko and Sound Sales for Admiralty.
4 valves, PX25, 2-AC/HL, MUI4. Output Matching and
3Ω and 15Ω, 100/250v. A.C.

COMPLETE IN STEEL GREY AMPLIFIER CASE.

£12-10-0

CALL FOR DEMONSTRATION.

RADIO-GRAM CHASSIS

3 Wave-band Superhet. Med., long and short.
 5 Latest Type MULLARD Valves.
 4 Position Switching. Gram, med., long and short.
 Provision for A.C. Mains Extension Speaker. 110/250 volts.
 Chassis 11in. x 7in. x 2½in. Scale 8in. Square. Or Chassis 13½in. x 6½in. x 2½in. Dial 10in. x 5½in.

PRICE £10/5/-.

BRAND NEW AND GUARANTEED. CARR. PACKING AND INS. 10/-.

SEND STAMPS FOR NEW 1953 28-PAGE CATALOGUE

AMERICAN 12 v. DYNAMOTOR

Output 250 volts, 60 mA. Weight 5 lb. Suitable for Car Radio or Electric Razors. 29/8 Post free.

H.T. RECTIFIERS

S.T.C. 125 v. 60 mA.....	4 6
S.T.C. 125 v. 100 mA.....	5 0
S.T.C. 125 v. 125 mA.....	6 0
S.T.C. 250 v. 250 mA.....	18 0

WESTINGHOUSE 14D/972

250 v. 25 mA.....	6 6
S.T.C.M.1/3 Noise Limiter.....	2 0

G.E.C. METER RECTIFIER, 1 mA..

11 6

RECEIVER R1355.

As specified for "Inexpensive Television." Complete with 8 valves VR65 and 1 each 5U4G, VU120, VR92. Only 55/-, carriage 7/6. Brand new in original packing case.

RECEIVER UNIT TYPE 159.

Size 8in. x 6½in. x 4½in., containing VR91, VR92, CV66, VR65 and 24 v. selector switch. New condition. 15/-.

WALKIE-TALKIE TYPE "46,"

complete with 6 valves. 2VP25, HL23 DD, QP25, TP25 and ATF4, aerial rods, I.F. trans., 1.6 Mc/s. mike trans. in new condition, but less transmitting components and coils removed by M.o.S., 35/-, carr. paid. (Less valves, 12/6.)

VCR517C BLUE & WHITE 6½in. TUBE

This tube replaces the VCR97 and VCR517 without alteration and gives a full blue and white picture. Brand new in original cartons. 40/-, carr. free. Three Months Guaranteed.

CATHODE RAY TUBES

VCR97. Guaranteed full T/V picture (carr. 2/-).....	£2 0 0
VCR517. Guaranteed full T/V picture (with mu-metal screen).....	£2 0 0
3EP1, with shield suitable for T/V or 'scope (carr. 1/6).....	£1 5 0
MU-METAL SCREENS for VOR97 or 517. P.P. 1/6.....	10 C
6in. ENLARGER for VCR97 or 517. P.P. 1/6.....	17 6

VR91 (EP50) Brand new Red Sylvanian, original boxes

10/-
 British types, brand new and boxed. 8/6
 VR91 (EP50). Ex-brand-new units, 6/-, or ten for 55/-.
 PX25, 12/6. Matched PX25's at 25/- per pair.
 Raytheon CK510AX Sub-Miniature Valves, brand new, 7/6. GU50, 12/6.

No. 38 "WALKIE TALKIE" TRANS-RECEIVER,

complete with Throat Mike, phones, Junction Box and Aerial Rods in canvas bag. Freq. range 7.4 to 9 Mc/s. Range approx. 5 miles. All units are as new and tested before despatch. £4/10/-.

T.V. PRE-AMPLIFIER FOR LONDON AND BIRMINGHAM.

Complete with 6AM6. Ready to plug in to your set. 27/6. P.P. 2/6.

VCR139A.

2½in. Brand new in original cartons 35/-, carr. free.

INDICATOR UNIT TYPE SLC5

This Unit is ideal for conversion for a 'Scope' Unit or basis for Midget Television. It contains C/R Tube type ACR10 (VCR193A) complete with holder and cradle, also earthing clip. 1-VR66, 2-VR65, 24 mfd. 550 v. wkg. condenser, potentiometers and a varied assortment of resistors and condensers. These Units are in new condition and packed in wooden transit cases. The C/R Tube will be tested before despatch. Dimensions 8½in. x 6½in. x 1½in. 57/6.

INDICATOR UNIT TYPE 182A

unit contains VCR517 Cathode Ray 6in. tube complete with Mu-metal screen, 3 EF50, 4 8P61 and 1 5U4G valves, 9 wire-wound volume controls and quantity of resistors and condensers. Suitable either for basis of television (full picture guaranteed) or Oscilloscope. Offered BRAND NEW (less relay) in original packing case at 79/6. Plus 7/6 carr.

VIBRATOR PACKS

Input 6 v., Output 150 v., 40 mA.....	25/-
Input 6 v., Output 180 v., 40 mA. (ex. 21 set).....	17/6
Input 2 v., Output 180 v./90 v., 35 mA., 1.4 v., 250 mA.....	50/-
Input 6 v., Output 200 v., 60 mA. (Masteradio).....	30/-
Input 12 v., Output 300 v., 100 mA.....	30/-
6 v. Vib. Trans. 250 v., 80 mA.....	7/8

WEARITE

705 Coil Pack 3 waveband..... £1 17 0
 501A and 502 465 kc/s. pair..... 10 0
 Wearite Mains Trans. Input 110/250 volts, output 325-0-325 80 mA., 6.3 v. 2.5 amps, 5 v. 2 amps..... £1 1 0

PLESSEY midget type 230 volts input, output 230-0-230. 50 mA., 6 volt, 2.6 amps., screened primary, 12/6.

WEYMOUTH SUPERHET MINIATURE COIL PACK

Covering Med./Long/Short wave bands. Iron cored coils. Dimens.: Height 1½in. Length 3½in. Width 2½in. Spindle length 2½in. Complete with Circuit Price 19/6.

SHADED POLE MOTORS

A.C. 200/250 v. 50 cycles. 2000 r.p.m. Ideal for Tape Recorders, Gram. Motors, Timing Mechanisms, or Switch Movements, etc. Size 2½" x 3½" x 2½". Brand new. 10/6 each.

WANTED

723 A/B and CV129 Klystron Valves, Philips Trimmers, 3-30 pF. RL18, NR88. Any quantity.

PYE 45 Mc/s STRIP, TYPE 3583 UNITS

Size 16in. x 8in. x 2in. Complete with 45 Mc/s. Pye Strip, 12 valves, 10 EF60, EB34 and EA50, volume controls and hosts of Resistors and Condensers. Sound and vision can be incorporated on this chassis with minimum space. New condition. Modification data supplied. Price £5. Carriage paid.

P.M. SPEAKERS

3in. Plessey, with Trans.....	15/-
3½in. Elac, less Trans.....	15/-
5in. Plessey, less Trans.....	12/6
5in. Rola, with Trans.....	16/-
8in. Elac, less Trans.....	17/6
10in. Electrons, with Trans.....	25/-
10in. Rola, with Trans.....	30/-
10in. Goodmans, with Trans.....	30/-

WELWYN WIRE-WOUND SLIDER RESISTORS

MOUNTED ON PANEL FOR TV SETS

4 Bank: 100Ω, 500Ω, 3-10K.....	5/-
4 Bank: 1K, 2K, 1-1 meg. (car).....	5/-
5 Bank: 200Ω, 2K, 3-10K.....	6/-

W/W. PRE-SET VOLUME CONTROLS TYPE "901"

100Ω, 500Ω, 2K, 10K and 30K..... each 2/6

METRO-VIC (METROSIL) PENCIL TYPE E.H.T. REGULATOR up to 10 k.v.

particularly suitable for regulating E.H.T. Fly-Back 5/-.

STROBE UNITS.

Brand New, in sealed cartons, these contain 6 EF50s, 5 EA50s, 1 SP61, a host of condensers, resistors, transformers, chokes, relays, switches, 7 pots, and 5 smoothing condensers. Size 18in. x 8½in. x 7½in. Only 67/6.

L.T. RECTIFIERS

6 v. 1 amp. G.E.C.....	4 0
12 v. 2½ amp. Westinghouse.....	12 6
12 v. 4 amp. S.T.C.....	17 6
12 v. 8 amp. S.T.C.....	£1 12 6

25/73 TRI196 RECEIVER

This unit is complete with 6 valves, 2 EF36, 2 EF39, 1 EK32, 1 EBC33 and 485 kc/s I.P.T.s. In new condition. Circuit and conversion data supplied. 39/6.

S.T.C. RECTIFIERS E.H.T.

K3/25, 650 v. 1 mA.....	4 7
K3/40, 1,000 v. 1 mA.....	6 0
K3/100, 8,500 v. 1 mA.....	18 0
K3/200, 10,000 v. 1 mA.....	£1 6 0

9in. ESCUTCHEON.

Brown Bakelite. Suitable plate glass and mask for 9in. tube. Price 7/6.

PLEASE ADD POSTAGE. ARTICLES UP TO 10/-, 1/- £1, 1/6. £2, 2/-.

OUTSTANDING OFFERS FOR EXPORT ONLY

U.S.A. Radio and Radar Equipment

- RCA TRANSMITTERS. Type ET-4336-B, H, K, L
- AIRCRAFT TRANSMITTERS, Model GO-9 (Westinghouse).
- RADIO SETS SCR-695. RECEIVERS AR-77 and 88.
- TEST EQUIPMENT IE-46, TS-36/AP, TS-56A/AP, TS-51/APG-4, Type 205A, Type LR-1 (General Radio), BC-221 (Bendix)AN/UPM
- Hallicrafters SCR-299, 399 and 499 (BC-610).
- INTERROGATORS-RESPONDERS BM-1 (and BN-1)
- REPEATER-INDICATORS AN/APA-1.
- RADAR INDICATING EQUIPMENT, Model VF.
- Large Quantities of American Microwave Frequency Meters (Lavoie Laboratories).
- PULSE GENERATORS (RCA and Measurements Corporation).
- AIRCRAFT RADAR, APS-3, APS-4, and APS-6.
- AN/APN SERIES—Complete Installations.

Spares (Radio and Radar-U.S.A.)

Full range of spares for most U.S.A. Aircraft, Naval and Ground Radio and Radar Units (SCR-187, 188, 193/269, 274-N, 287, 399, 508-10, 17, 536, 566, 593, 608-10 (very large quantities), 694, 695, MRN-3, TRA-1—ABK, BM, BN, SM, SO, SQ, SK, APS-2, 3, 4, 6, 15, etc.). Klystrons 2K33 (Oxford tubes).

Large Quantities of Plate Supply Transformers for ET/4336 Transmitters.

- British T/R (X 42, W/S No. 11, W/S No. 17, W/S No. 18 Mk. III, W/S No. 38, W/S No. 58, W/S No. 68-T).

Power Units, Wavemeters, Motor Generators, Dynamotors and large quantities of various components.

●Aircraft Instruments and Accessories.

Catalogue supplied only to Governments, Airlines and Accredited Government Contractors.

Enquiries to

BRITISH SAROZAL LTD.

(Export Branch)

1 BRISTOL HOUSE, SOUTHAMPTON ROW, LONDON, W.C.1

Telephone: HOLborn 6763/4/5

Cables: Sarozal, London

ALL EQUIPMENT AS ADVERTISED IS AVAILABLE FOR IMMEDIATE DELIVERY FROM STOCK AND IS FULLY CHECKED AND TESTED—PRIOR TO DESPATCH—IN OUR OWN WORKS AND LABORATORY.

We buy for cash American surplus equipment.

DEVELOPMENT ENGINEERS—SENIOR & JUNIOR.

Senior Engineers with initiative and sound technical background are required for work on a wide range of projects covering the Television, Radio and Communications field. Permanent posts are available for men able to carry responsibility in rapidly expanding departments offering exceptional promotion and long term prospects.

Junior Engineers of ability are invited to apply for interesting work on Development Projects offering a wide experience in Communications and Test Equipment Development with excellent prospects for advancement.

The Laboratories are well equipped and the working conditions excellent. Successful applicants will be eligible for the Company's Pension Scheme. Housing assistance considered. Applications giving full particulars as to age, qualifications and experience, etc., in writing to:—

Employment Manager,
FERGUSON RADIO CORPORATION LTD.,
GREAT CAMBRIDGE ROAD, ENFIELD,
MIDDLESEX.

DRAUGHTSMEN

experienced in

RADIO and TELEVISION RECEIVER DESIGN

(and small mechanical details)

able to prepare drawings for manufacture of prototype equipment. Salaries above the average. Exceptional prospects for men of ability. Well equipped Drawing Offices and good working conditions.

Successful applicants will be eligible for the Company's Pension Scheme.

Apply in writing to Employment Manager

FERGUSON RADIO CORPN., LTD.

Gt. CAMBRIDGE ROAD, ENFIELD, MIDDX.



RELAYS AND KEY SWITCHES



LARGEST EX-GOVT. STOCK IN GT. BRITAIN

Types 600-3000 Relays—Siemens High Speed Also A.C. 400 volts 50 cycles

Uniselector Switches, Telephone Switch-Boards, Telephone Components, Plugs, Jacks, Handsets—Government Contractors.

JACK DAVIS (RELAYS) LTD. (Dept. W.)
36 PERCY STREET, LONDON, W.1

Phones: MUSeum 7960, LANgham 4821

TRANSFORMERS COILS CHOKES

PLEASE NOTE THIS COMPANY'S NAME CHANGED FROM RADIOMENDERS LTD. TO ELECTRO-WINDS LTD. ON THE 4th MARCH, 1953

SPECIALISTS IN

FINE WIRE WINDINGS
MINIATURE DEAF AID TRANSFORMERS, PICK-UP CLOCK AND INSTRUMENT COILS, ETC.

ELECTRO-WINDS LTD.

123-5-7 PARCHMORE ROAD, THORNTON HEATH, SURREY
LIVINGSTONE 2261 EST. 1933

Wireless World Classified Advertisements

Rate 7/- for 2 lines or less and 3/6 for every additional line or part thereof, average lines 6 words. Box Numbers 2 words plus 1/-. (Address replies: Box 0000 c/o "Wireless World" Dorset House, Stamford St., London, S.E.1.) Trade discount details available on application. Press Day: October 1953 issue, Thursday, September 3rd. No responsibility accepted for errors.

WARNING

Readers are warned that Government surplus components which may be offered for sale through our columns carry no manufacturers' guarantee. Many of these components will have been designed for special purposes making them unsuitable for civilian use, or may have deteriorated as a result of the conditions under which they have been stored. We cannot undertake to deal with any complaints regarding any such components purchased.

NEW RECEIVERS AND AMPLIFIERS

12-watt high quality amplifiers, bass and treble boost; £12/15; lists.—Broadcast & Acoustic Equipment Co., Ltd., Tomb and Norwich. [0065]

PHILIPS Motorad, new, in unopened makers cartons, 12v only, fully covered by maker's guarantee, listed £34/4/6; few only offered at £17/17, plus 10/- carriage.—John Anglin, 160, Cleethorpes Rd., Grimsby. [1619]

C.J.R. ELECTRICAL & ELECTRONIC DEVELOPMENT, Ltd., Bickford Rd., Witton, Birmingham 6 (Eas. 0435), the Midlands specialist manufacturers of high fidelity sound reproduction equipment for the world-famous Williamson amplifier and associated accessories including tone control stages, loudspeaker crossover units, distortionless contrast expanders and radio feeders; send for details and prices. [0105]

RECEIVERS, AMPLIFIERS—SURPLUS AND SECONDHAND

PYE 39 J/H chassis, 8-valves, eleven wave-band, 9 watts output, band spread tuning, less speaker; £21.—Box 8367. [1548]

SOUND sales DX Plus Seven receiver, perfect condition, complete spare set valves; £17.—Keen's, Sycamore Rd., Amersham, Bucks. [1640]

HERO Rx's and coils in stock, also Atk's, BC348R, CR100, etc.—Requirements please to R.T. & I. Service, 254, Grove Green Rd., London, E.11. Ley. 4986. [0053]

AR 88 D 540 Kc to 32 Mc/s, excellent condition; delivery free London area; £55.—A. J. Whitmore (Aeradio), Ltd., Croydon Airport, Surrey, Cro. 5791. [1623]

G.E.C. BRT 400D 14-valve receiver (new price £185), £100; Hallcrafters SX28 15-valve receiver, £60, perfect condition.—Blackwell, 41, Meadway, Old Southgate, London, N.14. [1634]

EDDYSTONE 9-valve intercommunication receiver for sale, recently overhauled, for sale with loudspeaker; £30, or nearest offer.—Perkins, Railway Dock Hotel, Rodwell Avenue, Weymouth. [1588]

ACUSTICAL Q.A.12P amplifier and tuner, £30; tape record/replay amplifier, 6-watt output with separate power pack, £40; Deccan 2-speed player, £20; Connoisseur motor, 2-speed, £12; Birmingham area.—Box 8765. [1611]

LOUDSPEAKERS—SURPLUS AND SECONDHAND

BARKER 148a speaker 12in. perfect, bargain; £8.—Box 8543. [1561]

GOODMANS Audiom 80 25 watt 15in loudspeaker, new March, 1953; £16/10.—1, Herbert St., Hemel Hempstead, Herts. [1569]

NEW TEST EQUIPMENT

MINIATURE test oscillator, 6in x 4in x 2 1/2 in, mains driven, hand calibrated, 8/16Mc/s, 40/80Mc/s, 80/160Mc/s (Har), VHF bands FM 50cs mod, or 400cs AM; other bands to order; send for free leaflet, s.a.e. please.—BEL, Millborough Yard, N.19. Arc. 5078. [0187]

TEST EQUIPMENT—SURPLUS AND SECONDHAND

E.M.I. T.V. signal strength meter Q/D151, £50; Ekco pattern generator, TSE/L, £12/10.—Barrett, 110, Charninster Rd., Bournemouth. [1627]

OSCILLOSCOPE, industrial electronics, 1200B, X and Y D.C. amps., with instruction book, as new, seen London, listed £35; offers over £16; also advance constant voltage trans., type 267, 230 V, 250 W, offers.—Box 8901. [1626]

SIGNAL generators, oscilloscopes, output meters, valve voltmeters, frequency meters, multi-range meters in stock; your enquiries are invited.—Requirements to R.T. & I. Service, 254 Grove Green Rd., London, E.11. Ley 4986. [0056]



from a range of over
100
STANDARD TYPES

Illustrated are some of the mountings available in the comprehensive range of Partridge Transformers and Chokes. These illustrations are extracted from our 1953 PRICE LIST of over 100

Standard types that are

AVAILABLE FROM STOCK

This range is such that there is a type to fulfil almost every normal design requirement or for replacement purposes. Also available "Potted" if preferred.

All these models are covered by a 12 months' guarantee and provide an assurance of long-life high efficiency.

PARTRIDGE TRANSFORMERS LTD

ROEBUCK ROAD, KINGSTON BY-PASS
TOLWORTH, SURREY
Telephone ELMbridge 6737-8

NEW DYNAMOS, MOTORS, ETC.
BATTERY chargers, 4 models, 2-6-12v, 1-2-4 amp D.C.; any mains voltage; also larger types special transformers chokes, test gear, interior car heaters, etc.—The Banner Electric Co., Ltd., Hoddesdon, Herts. [0112]

ALL types of rotating electrical machinery up to 20kva available, including rotary converters, rotary transformers, motors, petrol and diesel-engined generating plants, alternators and d.c. generators. We are also in a position to quote for power transformers; as actual manufacturers we will be glad to quote for any quantity for home or export.
DIESEL Electric generating plants, 3gva, 230v, with push-button remote control, starting equipment, ready for use; £240.
CHAS. F. WARD, Lordscroft Works, Haverhill, Suffolk. Tel. 253. [0039]

THE Pearce new model diesel alternator plant, on welded steel frame, 230V/150 3kva plus 32v 15a d.c., features latest AVAI, air-cooled diesel engine, alternator, self-energized, automatic voltage control on stator, d.c. output trickle charges or charges lighting and starter battery up to 15amps, 24v lighting is used when plant is not in use, remote control push-buttons complete with main switch and fuses, battery cables 24v 72 amp/hr batt., instruction book, spares; engine covered by Pearce's inspection service; reduced price £260; free delivery; where only push start on plant, reduction of £6/10; a few from stock, others quick delivery; if you collect, or we deliver, battery is charged and a 10 cu ft concrete bed given free.
SEND p.c. for full description and photographs. **ALSO** above plant fitted Lister slow-speed water-cooled diesel and electric flywheels.

ALTERNATORS, 230V/150, 400VA, self-energized, 5,000rpm, ball bearing, £23/15 del.; also special television model same price; voltage regulator 30/- extra.
J.A.P. No. 2A 1 1/2hp petrol engine, air cooled, 4-stroke, starting rope, tools; £17/10 delivered for above alternators.

SPECIAL rotary converters, guaranteed interference free, fitted radio and television filters, wt. 60lb d.c. input, 12v 200a out, 24v, 72v, 50v, 110v, 230v d.c. to 230v out, 250va, £28/10 del.; also converters for radiogram and general use, inputs, outputs and prices as above; the above also supplied without switching, £25 del., immediate despatch; trade supplied.
AT a purchaser's home 60 mls. S.W. of Sutton Coldfield a 24v

TELEVISION converter was tested on Ekco television, 12in tube, stated consumption 135watts, d.c. current from battery only 9 1/2amps, picture and sound were perfect and completely free of interference or flutter.

THE above are the latest products of British manufacture, and are guaranteed for one year; fullest details of plant, alternators or 400VA air or rotary converters, by return post; state which required; terms c.w.o., pro forma invoice c.o.d. (post goods only).
T. W. PEARCE, 66, Great Percy St., W.C.1 (Near Angel). [0013]

DYNAMOS, MOTORS, ETC.—SURPLUS AND SECONDHAND

H.F. alternators, 80v, 25a, 1,500 cycles; also hot wire ammeters, 0-1, 2 amps.—E.W.S. Co., 69, Church Rd., Moseley, Birmingham. [1613]

NEW GRAMOPHONE AND SOUND EQUIPMENT

RECORDING equipment to the trade.

WEARITE tape decks and special parts, disc recording machines.

BLANK discs Scotch-boy tape, Emitape.

RADIO feeder units, microphones, etc.

ALL from stock.—Sound Discs (Supplies), Ltd., 178, Bispham Rd., Southport, Lancs. [1087]

MAGNETIC recorders, all types, new and secondhand for sale; hire service in greater London area only; mechanical and electronic repairs carried out by specialists; "Magnograph" limpet telephone pick-ups, suitable for all types of recorders, 25/-; tape storage racks for 12 reels, 37/6; B. & H. recording wire, new and used, from 15/- reel; tape, accessories, etc.; full details, s.a.e.—The Magnograph Recording Co., Ltd., 1, Hanway Place, W.1. Tel. Langham 2156. [10236]

FOR SALE AND WANTED ADVERTISEMENT FORM
TURN TO PAGE NO. 153

POTENTIOMETERS



Wire-wound and Composition types. Single, Ganged, Tandem Units. Characteristics: linear, log., semi-log., non-inductive, etc. Full details on request.

RELIANCE

RELIANCE MFG., CO. (SOUTHWARK), LTD.
SUTHERLAND ROAD, HIGHAM HILL,
WALTHAMSTOW, E. 17.
Telephone: Larkwood 3245

AMERICAN SURPLUS

- **AERIAL EQUIPMENT.** Lattice ladder towers 50ft. and 100ft. Mast sets 20ft., 35ft. Tripod mast sets etc.
- **BAGS.** BG-56, ST-18, CS-34, CS-41 etc.
- **BOXES.** CH-121, BX-49, BX-8, BX-19 etc.
- **CABINETS.** ET-4332, TG-10, FM-19 etc.
- **CABLE.** CG-213, CC-345, W-110, W-29 etc.
- **CORDS.** CO-335, CD-318, CD-307 etc.
- **CONTROL UNITS.** RM-12, RM-13, etc.
- **FUSES.** 1 to 600 amps. Cartridge and E.S. etc.
- **LINE GEAR.** TE-92, LC-21, LC-60 etc.
- **INSULATORS.** IN-15, IN-86, IN-104 etc.
- **INSTRUMENTS.** M-209, M-139, FT-284 etc.
- **JUNCTION BOXES.** JB-69, JB-29, etc.
- **LAMPS.** 6, 12, 24, 110 volts etc.
- **LEGS.** LG-3, LG-10, LG-13 etc.
- **LOUD SPEAKERS.** LS-6, LS-12, MI-2968 etc.
- **METEOROLOGICAL.** ML-42, ML-117 etc.
- **MORSE GEAR.** BC-1016, TG-5, TG-10 etc.
- **MOUNTINGS.** FT-162, FT-237, FT-250 etc.
- **PANELS.** PN-31, PN-32, BD-LT etc.
- **POWER SUPPLY.** RA-34, RA-22, etc.
- **PLUGS.** PL-54, PL-55, PL-291 etc.
- **RECTIFIERS.** RA-36, RA-62, RA-39 etc.
- **GENERATORS.** PE-95, PE-204, GN-45 etc.
- **INVERTERS.** PE-206, PE-157, PE-117 etc.
- **RADAR.** SCR-268, SM, SO etc.
- **RECEIVERS.** BC-1147, BC-603, BC-1003 etc.
- **RELAYS.** BK-22, 21925, 25391 etc.
- **TELEGRAPH.** BE-71, M-222.
- **TELEPHONE.** BD-89, BD-95, EE-8 etc.
- **TELETYPE.** TG-7, BE-77, BA-87 etc.
- **TRANSMITTERS.** BC-902, CRN-30, SCR-493 etc.

Many other items too numerous to mention. Send your requirements. Lists available. All packing and shipping facilities.

H. HARRIS
ORGANFORD **DORSET**
Telephone: Lychett Minster 212

NEW GRAMOPHONE AND SOUND EQUIPMENT

TRUVOX desk, quality 4 1/2 watt amplifier with meter (as below), 5in L/S in portable cabinet. £57.
WEARITE tape decks 2A, £35; super 12 watts p.-pull amplifiers to suit (Partridge output trans.) freq. res. 20-20,000c/s, miniature valves, m. eye level ind. response from taps: 50-15 Kc/s at 7 1/2in p.s. ±3db, £30; 9 watts model, £25; quality 4 1/2 watts (EL41) junior, with meter level ind. phone monitoring, miniature valves, 21ans; amps to suit Bradmatic, £30; for Truvox, Lane, M. Master, Motex, etc., 18ans 9watts, p.-pull, or built to order, all tape decks supplied, prompt delivery.—Harding Electronics, 120a, Mora Rd., London, N.W.2.

C.J.R. ELECTRICAL & ELECTRONIC DEVELOPMENT, Ltd., manufacturers of high quality portable and console magnetic tape recorders for professional and amateur use; full details on application.
BICKFORD Rd., Witton, Birmingham, 6. East 19968 0822

CINE-VOX disc recording equipments, type C7J for high-quality recordings from existing microphone equipment, price from 26gns, also available as a complete channel inclusive of mic., amplifier and playback equipment, at 70gns; type C7, for highest quality professional requirements—recorder mechanism at 48gns, or complete channel at 110gns; demonstrations arranged in London.
PLEASE write for details to K.T.S., Ltd., 60, Aylward Rd., London, S.W.20 (Liberty 2426.) Callers by appointment only. 10209

GRAMOPHONE AND SOUND EQUIPMENT SURPLUS AND SECONDHAND

TAPE recorder, Scophony Baird, as new; £35.—Rous, 14, Percy Rd., N.W.6. [1610]

TAPE recorder, Wearite, new machine; perfect recording of speech gram. and radio; £65 or near offer.—Box 8705. [1601]

GRUNDIG two-speed reporter as new, complete tape, mike, list £84; £65.—Taylor, 125, Manchester Rd., Denton, M/C. [1629]

QUALITAPE new, principle desk as new, £12; amplifier and desk if required.—Carter, 38, Gascolne Gdns., Woodford Green, Essex. [1552]

C.D.P. disc recorder, excellent reproduction, fitted with playback pickup modulation meter, swarf brush, etc.; £23.—Bartlett, 50, Kimberley Rd., Southbourne. [1622]

A STRA 7-valve elec. gramophone, bass and treble controls, sep. loudspeaker, mahogany case, perf. condition; cost £60.—Offers to Dewar, Shelling, Kingswood Warren, Tadworth, Surrey. [1643]

2250ft Bradmatic-C.J.R. recorder, Charles preamp, Baker speaker, cabinet, MSS blanks, Acos cutter, S.T.C. ball mike; wanted, Baird recorder, ribbon mike, 'Gables', Edward Rd., B'heath, B'ham. Woo. 3557. [1639]

VALVES WANTED

45/- paid for new boxed 813s, 20/- for 2Z40s, 24G5, 811s; send details other surplus valves.—Box 8242. [1515]

NEW COMPONENTS

CRYSTAL microphone inserts (Cosmocord Mic-6), guaranteed brand new; 15/6 post free; Cosmocord mic., 30 hand sized microphones, black or white, £4/4 each, post free.
RADIO-AID Ltd. (Retail Dept.), 29, Market St., Watford. [0036]

FLORESCENT 80-watt choke 230v with starter lamp, 14/8; battery chargers, 6v and 12v 4 amp, meter guaranteed, 67/6; rotaries for car radio, 12v dc to 250v, 9/8; metal rectifiers, 12v 3 amp, 12/9; cable twin tough rubber 3.036, 50yd, 45/-.—Malden Transformer Supplies, Rear 2, Coombe Rd., New Malden, Surrey, Mal. 2655. [0033]

TELEVISION.—Latest type canned cored 1 3/4 x 3/4 in screened formers, short and long (1 1/2 & 2 1/4), 2/3 ea., used on Tele-King, FT, and channel 3 converter; wound coils for latter 25/-, FM feeder coils sets 75/-; highest Q pot-coils to order; filter elements, toroids and general lab. coils, resistors.—BEL, Marlborough Yard, Archway, N.19 (trade supplied). [0186]

FOR really good results you can do no better than use Osamor coils and coilpacks, ask anyone of experience! Send 5d (stamps) today for beautifully-drawn free circuits, our new coil-data leaflets, and latest lists of matched radio components. A speedy mail order department is at your service, and remember, all Osamor lines are guaranteed. (Trade enquiries invited.) Dept. C.W.1.

OSMOR RADIO PRODUCTS, Ltd., Bridge View Works, Borough Hill, Croydon. Tel. Croydon 5148-9. [0046]

CABINETS

LEWIS RADIO have the best selection and finest finish.—See page 78. [0224]

WALNUT radiogram cabinets; details.—Cabinetware, 1a, Heyes St., Blackburn. [0091]

WALNUT radiogram and television cabinets, soundly constructed; stamp for details.—R. Shaw, 69, Fairlop Rd., Leytonstone, E.11. [1497]

OPPORTUNITIES IN RADIO



Get this FREE Book!

'ENGINEERING OPPORTUNITIES' reveals how you can become technically qualified at home for a highly paid key-appointment in the vast Radio and Television Industry. In 144 pages of intensely interesting matter, it includes full details of our up-to-the-minute home study courses in all branches of **TELEVISION** and **RADIO, A.M. Brit. I.R.E., City & Guilds, Special Television, Servicing, Sound Film Projection, Short Wave, High Frequency and General Wireless Courses.**

We definitely Guarantee

"NO PASS—NO FEE"

If you're earning less than £15 a week this enlightening book is for you. Write for your copy today. It will be sent FREE and without obligation.

BRITISH INSTITUTE OF ENGINEERING TECHNOLOGY
388b SHAKESPEARE HOUSE,
17/19 STRATFORD PLACE, LONDON, W1



"AUTOMAT" HOME CHARGERS, CHARGER KITS, SELENIUM H.T. & L.T. RECTIFIERS

New Goods with Full Guarantee

Our selenium rectifiers are new, not reconstructed Gov't. surplus material.



"AUTOMAT" HEAVY DUTY HOME CHARGER, weight 8 1/2 lbs., virtually unbreakable, for your car battery or radio cells, selenium rectification, 12 months' genuine guarantee, foolproof operation, damp-proof, std. model for A.C. 220/250, 6 v./12 v. output 2 amp. 59/6, p. & p. 2s. 12 v. 3 amp. 72/-; 6 v./12 v. 5 amp. 115/-, 24 v. 5 amp. £11.

FOOLPROOF CHARGER KITS. Really trouble free and reliable with full data sheet and circuit, standard kit 12 v. 2 amp. selenium rectifier, 45 watt impregnated transformer, ballast bulb for 2 v., 6 v., 12 v. charger, 38/6, post 1/8, or with handsome steel case, 52/-, post 2/-, senior model 12/14 v. 3 amp. Westlake rect., 65 watt trans., ballast bulb for 2 v., 6 v., 12 v., 46/-, post 1/10, or with our latest design steel case, 58/6 post 1/10, also 12 v. 4 amp. rect., 75 watt trans., ballast bulb for 6 v./12 v. charger, 55/-, ditto but 6 amp. S.T.C. rect. and 35 watt trans., with ballast bulb, 75/-, minor kit 6 v./12 v. 1 amp. rect., trans., case, ballast bulb, 42/-, post 1/10.

HEAVY DUTY ELIMINATOR KIT. Large trans., selenium h.t. and l.t. trickle charge rect., electrolytic 12 plus 12, handsome steel case, for 120 v. 20/30 mA. eliminator with 1 amp. trickle charge, for 150 v. no extra, 37/6, post 1/8, or less case, 32/-.

SELENIUM RECTIFIERS. Many 18 mm., 25 mm. and 35 mm. rectifiers various voltages, bridge, h.v. and c.t. types; H.T. and L.T., new stock, not surplus, 2 v./6 v. 1 amp. h. wave, 4/10; 12 v. 1 a.h. wave, 6/-, post 6d.; full wave 6 v. 2 amp., 9/-; 24 v. 0.3 amp., 9/8; 12 v. 2.5 amp., 15/6; 12/15 v. 3 a. to 3.4 a., 16/8, all post 6d.; 6 v. 4 amp., 16/8; 24 v. 1.5 a., 15/-; 12 v. 5 amp., 27/6; 24 v. 5 amp., 54/-; large lined type, 12 v. 6 amp., 33/-; all post 11d. H.T. rect., small space selenium, all new, 250 v. 60 mA., 7/6, post 6d.; 250 v. 120 mA. bridge, 14/6, post 6d.; 25 v. 200 mA. bridge, 24/-; ditto 300 mA., 34/6. Eilm. rect. 135 v. 30 mA., 6/6, post 5d.

CHAMPION PRODUCTS
43 Upland's Way, LONDON, N.21 Phone LAB 4467

EARLS COURT VISITORS
Armstrong

Invite you to complete your tour of inspection with a visit to their DEMONSTRATION ROOM at WALTERS ROAD, HOLLOWAY.

We are quite near to Nags Head Corner and the Piccadilly Line will bring you direct from EARLS COURT to HOLLOWAY ROAD Station, which is only a few minutes walk from our premises.

BUS No. 43 from the City or BUS No. 29 from the West End pass the door.

TROLLEY BUSES from Moorgate, Holborn Circus and Tottenham Court Road all come to Nags Head Corner.

We shall be delighted to welcome old friends and assure them that our new range of Television Receivers and Radio Chassis represent the most advanced design and best value for money, derived from 21 YEARS of manufacturing QUALITY RADIO.

Our SHOWROOM will remain open each evening during the RADIO EXHIBITION until 9.30 p.m. to enable you to see our three new TELEVISION RECEIVERS and hear the AMAZING REALISM which aptly describes the reproduction from our three new RADIOGRAM CHASSIS.



Model FC.38.

£23/13/- (inc. P.T.)

Briefly described in third column.

We hope to have our latest Armstrong Large Screen Projection Television ready for demonstration.

This fine Receiver, giving over twelve square feet of superb picture is a really outstanding instrument of its class, worthy of the Armstrong long tradition for QUALITY and PERFORMANCE.

(Further details in column three)

WIRELESS & TELEVISION CO. LTD.
WALTERS ROAD, HOLLOWAY, LONDON, N.7
Telephone: NQRth 3213/4

COMPONENTS—SURPLUS AND SECONDHAND

RADIO CLEARANCE, Ltd., 27, Tottenham Court Rd., London, W.1. Tel. Museum 9188.
ELECTROLYTICS, capacity, voltage, size, type of mounting, price post paid, in that order:
400. 6v. 1X2in. lug. 2/3; 250+250, 6v. 1X2in. lug. 2/6; 500+500 6v. 1X3in. lug. 2/6; 40+40, 150v. 1 1/4in X 2in. clip. 3/-; 40, 150v. 1X2in. clip. 4/6; 20+20, 275v. 1X2in. lug. 3/6; 16+16, 275v. 275v. 1X2in. lug. 3/6; 16+16, 275v. 1X3in. lug. 4/-; 60+100, 275v. 1 1/2 X 3in. lug. 5/6; 100, 275v. 1 1/2 X 2in. clip. 3/9; 32+12, 350v. 1 1/2 X 2in. clip. 4/6; 16+16+16, 350v. 1 1/2 X 2in. clip. 5/-; 40+40+20, 350v. 1 1/2 X 3in. lug. 5/-; 16, 350v. 3/4 X 2in. lug. 2/-; 40+40, 300v. 1X3in. lug. 4/-; 10, 450v. 3/4 X 2in. lug. 2/-; 16, 450v. 1X2in. 3/-; 20, 450v. 1X2in. lug. 2/9; 32, 450/525v. 1 1/2 X 2in. clip. 4/-; 32+32, 450v. 1 1/2 X 3in. clip. 5/6; 30+30, 450v+20mf 25v. 1 1/2 X 3in. lug. 5/6; 15+15, 450v+20mf 25v. 1 1/2 X 3in. lug. 5/6; 200, 6v. 3/4 X 1 1/2 in. clip. 2/-; 100, 12v. 3/4 X 1 1/2 in. wire. 1/9; 8, 450v. 1X2in. clip. 2/3; 50, 12v. 3/4 X 1 1/2 in. wire. 1/6; 150, 25v. 3/4 X 1 1/2 in. clip. 2/-; 250, 12v. 3/4 X 1 1/2 in. wire. 2/3; 350, 25v. 1X2in. in. clip. 2/6; 16+16, 450v. 1 1/2 X 2in. clip. 4/-; 40+40, 275v. 1 1/2 X 2in. clip. 3/6; 16+32, 450/525v. 1 1/2 X 2in. clip. 5/6; 24+24+16, 350/425v. 1 1/2 X 2in. clip. 4/9; 60+200, 275/350v. 1 1/2 X 4 1/2 in. clip. 6/6; 4, 150v. 3/4 X 1 1/2 in. clip. 1/1; 60+100, 350/425v. 1 1/2 X 4 1/2 in. clip. 6/6; 500, 12v. 1 1/2 X 2 1/2 in. clip. 2/-; 8, 350v. 3/4 X 2in. 2/-; 6,000, 12v. 1 1/2 X 4 1/2 in. lug. 4/6; 100+200, 275/350v. 1 1/2 X 4 1/2 in. lug. 6/6; 100+175, 275/350v. 1 1/2 X 4 1/2 in. clip. 6/6; 8+16+16, 450/525v. 1 1/2 X 2in. lug. 5/9; 32+32, 350/425v. 1 1/2 X 2in. clip. 5/-; 2,000, 6v. 1X3in. clip. 3/-; 8+16, 450/525v. 1X2in. clip. 4/-; 2, 450/525v. 3/4 X 1 1/2 in. tag. 1/6; 2, 350v. 3/4 X 1 1/2 in. tag. 1/3; 8, 350v. 3/4 X 2in. clip. 2/-; 16+32+8, 450v. 1 1/2 X 3in. lug. 5/6; all are all cans, some with sleeves. ALL new stock, all voltages WKG, with surge v. where marked; trade supplied most types.
TELEVISION! Set of 3 components, comprising line output trans., with E.H.T. winding to give 7kv. using EY51 (heater winding for EY51 also included), and fitted with width control scanning coils, low impedance line and frame, focus coil (res. 10,000Ω), current approx. 20 mA); the set of 3 for 42/-, plus 2/- post. diagram of line trans. supplied.
PERSONAL receivers, 3 valve T.R.F. using 1T4s. contained in handsome bakelite case with lift-up lid, size 7X6 1/2 X 5 1/2 in with lid closed, plastic carrying handle, frame, AE lid, these receivers cover the medium waveband and operate from self-contained dry batts., standard types. W1435 and U2, output to a pair of lightweight 'phones (H.R.) controls, SM tuning and reaction, opening lid switches on, supplied brand new, with valves, batteries, 'phones, an ideal set for invalids hosp. patients, etc. these receivers are not Govt. surplus and are offered 'ready to play; car' paid: £4/10.
UNIVERSAL amplifiers, 8-valve 20watt A.C./D.C. black crackle chassis and black and chrome cover, overall size 15 1/2 in X 7 1/2 in. First-class components (Partridge O.F.T. and driver, Gardner choke, A.E.E. Mu-Metal input trans. for mlke). Valves: 2XEF37, 4XCL33, 2XUR5C. Switched input for high or low imp., top cut and bass cut switches, V.C. mains switch, mains plug and socket. 220-250v. isolated chassis, 15Ω output. Wired and tested, ready for use, with valves, brand new, £10/19/6, car. paid. T.V. control panels, 5 adjustable res. on pax. panel 4in X 3in, 3 wire wound (1K, 50K, 100K), 2 carbon (50K), Welwyn res. slider type, complete with slider knobs, 6/- each, post paid.
RADIO CLEARANCE, Ltd., 27, Tottenham Court Rd., London, W.1. Tel. Museum 9188. [0015

MIDGET portable radios, a.c./d.c., two wave, completely self-contained, cream or brown plastic, work anywhere without external power, giving good quality and volume, full maker's guarantee, £6/19/6; battery, ditto, all dry, less bats., £6/19/6; trade enquiries invited.
VALVES at 2/-: VR21, 12H6; at 2/6: CV1929, VR109, VU120; at 3/-: CV1951, DET19, CV1051; at 3/6: 2C26, CV535; at 4/-: 2X2, CV1932, 1625, ARDD1, ARDD5, CV1057, VR56; at 4/6: CV1934, CV1941, CV595, 12SC7, CV544; at 5/6: 6AG5, 6B4, CV581, CV1943; at 6/-: 1G6, 3B7, CV1893, CV1074, CV1981, OZ4, CV1752, CV1035, CV1103; at 6/6: 6F8, CV895, 30, 61P; at 7/-: CV1758, CV785, CV1268, CV1186, 6L7, 6N7, 6SC7, CV1993, CV510, CV574, CV522, CV887, CV1777, CV895, CV899, CV901, 12SR7, CV616, 807, CV2999, VR55, 6K6; at 7/6: 1P5, CV575, CV1864, 6Z4, CV1328, CV552, 38, 41, CV561, CV571, 120K, CV614; at 13/-: 6C8, CV729, CV1945, CV1935, 6S47, 744, CV882, CV891, CV900, CV455, CV703, CV617, 1619, CV1457; at 8/6: CV531, 6F7, CV588, 6U4G, 12AH7, CV547, CV549, CV2500; at 9/-: CV579, CV1948, CV1988, CV591, 1622; at 10/6: CV1419, CV618; at 12/-: CV1851, 5X4, CV614; at 13/-: 6C8, 1 year guarantee post paid each; no c.o.d. under £1.
RADIO FACILITIES, Ltd., 38, Chalcut Rd., N.W.1. Primrose 9090. [1648

SPECIAL valves, type 807, brand new, 7/9 each; type 196 unit, brand new, less valves, 22/6; mains trans., 350-0-350, 6v. 5v. 4v. 4v. 80ma. 19/6; Wey-Rad 465kcs I.F. trans., 8/3 pair; midget 465kcs, 9/6 pair; loudspeakers, 3 1/2 in. 11/6; 5in. 11/6; 6in. 12/6; 10in. 19/6; fl. trans. 6.3v at 1.5amp. 5/3; metal. recs. RM1, 1/6; RM2, 4/9; RM4, 15/6; v/controls, semi-midget, all values, 3/-; SP/sw, 4/6; DP/sw, 5/6; electrolytics, 450v.w. 8mf, 15/3; 16mf, 2/6; 8X16, 3/6; 16X16, 4/3; 32X32, 4/9; 500v card tub, 8mf, 2/6; 16mf, 3/-; 8X16, 3/9; 32mf, 3/9; stock list available—Radio Unlimited, Elm Rd., London, E.17. Key. 4813. [1062

Armstrong

3 NEW TELEVISION RECEIVERS of extremely economical price. TELE-GRAM

A 14in. flat faced rectangular Television receiver combined with the very latest three-speed record player, housed within a handsome veneered walnut cabinet 35in. high, 20in. wide, 20in. deep. 19 valves. Aluminised tube with tinted filter, pin-point focussing coupled with full bandwidth and accurate interlacing ENSURES BRILLIANT DAY-LIGHT VIEWING. 5 Channels—selected instantaneously. 10in. Loudspeaker for magnificent reproduction. A.C. mains 200/250 volts.

Price 78 GUINEAS (inc. P.T.)



Also:-

TV.5 14" CONSOLE

The 14in. Console model is exactly similar in all respects to the Tele-gram, with the exception of the record player as described above.

Price 69 GUINEAS (inc. P.T.)

TV.5 17" CONSOLE

Similarly this 17in. model which gives a superb large picture has the same specification as the 14in. models.

Price 79 GUINEAS (inc. P.T.)

3 NEW RADIOGRAM CHASSIS MODEL FC 38

8-valve All-wave Radiogram Chassis with Bass and Treble Lift Controls (illus. col. 1).

Price £23/13/- (inc. P.T.)

MODEL RF 41

10-valve All-wave Radiogram Chassis with Bass and Treble Lift Controls.

Price £31/19/8 (inc. P.T.)

MODEL EXP 125/A

14-valve All-wave Radiogram Chassis with Bass and Treble Lift Controls, giving 15 watts of superb quality reproduction.


Price £48/19/5 (inc. P.T.)

If unable to visit our showroom, send for full specifications, post free.

See announcement in column one.

ARMSTRONG WIRELESS & TELEVISION CO. LTD.
WALTERS ROAD, HOLLOWAY, LONDON, N.7
Telephone: North 3213/4

TUNERS



S6BS 9 Band (6 Electrical band spread) with R.F. F.C. 2 I.F. Delayed Amplified A.V.C. Variable Selectivity. Fly Wheel Tuning. Tropicalised. Suitable for use with any High Quality Amplifier. £44. Tax paid.

S5 3 Wavebands. 16m.-2,000m. R.F. Pre-amplifier, variable selectivity I.F. Delayed amplified A.V.C. Very low distortion. £21/6/8. Tax paid.

S5E As S5 but 12.5m.-550m. £21/6/8. Tax paid.

S4 The Standard high-quality Feeder Unit. Specification as S5 but without R.F. amplifier. £16. Tax paid.

A modified version of all models is available for use with Leak or Acoustical Amplifiers.

C. T. CHAPMAN (Reproducers) LTD.

RILEY WKS., RILEY ST., CHELSEA, S.W.10

FLAXman 4577/8

Export Enquiries Invited

COVENTRY RADIO

189, DUNSTABLE ROAD, LUTON

Telephone: LUTON 2677

Component Specialists Since 1925

We have reprinted our

5 Valve Superhet Circuit No. 1.

Also our

4 Watt Amplifier Circuit No. 2.

Price 1/- each. Plus 2d. postage.

We have thousands of all B.V.A. and Tungfram valves in stock and Cathode Ray Tubes.

ALL EDDYSTONE COMMUNICATION COMPONENTS AND SETS

T.C.C., Hunts, and Dubilier Condensers.

Welwyn and Erie Resistors.

Lab/Morganite, Erie, Dubilier, Colvern and Amplion Potentiometers.

Denco, Osmor, Wearite and Weymouth Coils and Packs.

Eddystone, Denco, Wearite and Weymouth I.F.'s.

Woden and Elstone Transformers.

Elac, Goodmans, Plessey, Rola/Celestion Speakers.

Avo and Taylor Test Meters.

E.M.I., Scotch Boy, and Grundig Recording Tapes.

Valradio Vibrator Convertors.

Wearite Tape Deck.

Truvox Tape Desk.

These are some of the components we stock.

Send for our 50-page Component Catalogue. Price 6d.

COMPONENTS—SURPLUS AND

SECONDHAND

MARCONI C.R.100 C.R.T.'s and other components; s.a.e. list.—Box 8769. [1618]

G. A. RYALL, "Utopia," Mayfield Rd., G. Herne Bay (Kent); please refer to previous adverts. [0205]

SUPREME RADIO, 746b, Romford Rd., Manor Park, London, E.12. Tel. 11f. 1260. Est. 17 yrs.

FOR "Supreme" value at the right price you want "Supreme Radio."

ELECTROLYTIC condensers: 16+16mf 350v, all. can small type, 2/3 ea.; 32+32+16mf 350v, small metal can type, 3/6 ea.; 16+8mf 450v, 4/9 ea.; 60+150mf. 275 d.c. wkg. 4/11 ea.; 200+200mf 25v, 1/- ea.; tub./cardboard cond., 8mf 500v, wire-end, small, 2/9 each; 100mf 12v. tub. cardboard w/end. bias cond., 1/6 ea.; metal tag end, 25mf 25v cond. 1/3 ea. HEATER trans.: Primary 0-250v, sec. 6.3v at 1.5amp, 5/11 ea.; or 6.3v at 3amp, 8/11 ea. SMALL type vol. controls with long spindle and d/p switch, 1meg or 1/2meg, cannot repeat, 3/- ea.

METAL rectifiers: RM2 4/3, RM1 3/11, RM4 13/- ea.

SMASHING bargain line: Mains trans. by "Parmeko," universal fixing, primary tapped, 0-200-220-240v sec., 290-0-290v 80m/a, 6.3v 3amp and 6.3v tapped at 4v 2amp, with screen, our price 15/11 ea. incl. post and packing.

TWIN balanced feeder, 80ohm, for television, our price 4d pr. yd.; wire-end crystal detector diodes, our price 2/3 ea.; complete with crystal set circuit.

MANY other bargain lines in stock.

TERMS, c.w.o., no c.o.d.; send 9d extra for postage orders under £5; 2/6d s.a.e. all enquiries and list. [0021]

SOUTHERN RADIO SUPPLY, Ltd., 11, Little Newport Street London, W.C.2. See our displayed advertisement, page 105. [0016]

TRANK No. 1063, less valves, coils, 22/6; 1 RF27, less dial, 25/-; Recorder camera, 23/-; bombight computer, Mk 14A, 60/-; Blowers 24v 12/6; P.V.C. 1,000yds., 35/-; power units No. 33B (24v), 35/-; No. 320 (24v), 17/6; 100 MicroA 3in meters, 35/-; 14A 5in meters, 16/-; 1 1/2-metre responders, 50 cycle power pack, complete, 63/-; 4-valve welfare MW batt. recr., 40/-; control box No. 227, 4/-; Rem con. No. 223, 5/-; all carriage free; hundreds other bargains; quantity reductions; free lists.—Annakin, 25, Ashfield Place, Otley, Yorks. [1602]

WANTED. EXCHANGE. ETC.

VHF test equipment.

TS47AP, TS174, TS175/U, TS148 or TSX-4SE; analysers; BC221 freq. meters; TS69, and any U.S.A. test gear; Klystrons type 723/AB, 2K33 2K39 2K41; receiver, APR4 and units TN16 17-18-19; RCA AR88D, S27 and SX28s and S27CA; microwave equipment; highest offers given by return.—Ger. 8410. Universal Electronics, 27, Lisie St., Leicester Square, London, W.C.2. [0229]

45/- each offered for 813 type valves.—Write Box 7050. [1073]

WANTED, service data sheets Ultra 12in TV/radio model Y7216.—Box 8816. [1642]

MARCONI TF144G signal generator wanted; send price and details to—Box 8426. [1558]

WANTED, Wilcox Gay V.F.O. units in new or modified condition. MCELROY-ADAMS MFG. GROUP, Ltd., 46, Greyhound Rd., London, W.6. Tel. Fulham 1138/9. [0194]

WANTED, receivers A.P.R.4, also T.N. 16, 17, 18, 19, etc., and any radio test gear. LESLIE DIXON & Co., 214, Queenstown Rd. Battersea, S.W.8. Macaulay 2159. [0176]

WANTED, RCA 4331 transmitters.—P.C.A. Radio, Cambridge Grove, Hammersmith, W.6. Tel. Riverside 3279. [0093]

WANTED, R.C.A. transmitters, all types or any R.C.A. components, including chassis and metal work.

MCELROY-ADAMS MFG. GROUP, Ltd., 46, Greyhound Rd., London, W.6. Tel. Fulham 1138/9. [0196]

WANTED Leak amplifier and tuning unit or similar high quality equipment; also acoustical corner ribbon speaker.—Box 8704. [1600]

WANTED, TCS/6 or TCS/12 transmitters in mint condition; also control boxes for same.

MCELROY-ADAMS MFG. GROUP, Ltd., 46, Greyhound Rd., London, W.6. Tel. Fulham 1138/9. [0195]

WANTED, HRO coils, Rxs, etc., A.R.88s, BC348s, S27s, etc.—Details to R.T. & I. Service, 254, Grove Green Rd., London, E.11 Ley. 4986. [0163]

WANTED, laboratory test equipment, including standard signal generator, watt meter, oscilloscope, bridges, recorders; send price and details to: Hanwell, W.7. Tel. Ealing 0779. [0037] HATFIELD INSTRUMENTS, 175, Uxbridge rd.,

R O M

WE DO IT AGAIN!

ANOTHER FIRST-CLASS INSTRUMENT BROUGHT WITHIN REACH OF EVERY-ONE.

INDUCTANCE BRIDGE KIT, 42/6.

Continuous coverage from 50 micro/Hy to 100 Hy in 5 ranges.

Treble and Bass boost Chokes, R.F. Coils, Video Chokes, Whistle Filters, Smoothing Chokes, Scratch Filters, Audio, R.F. and A.C. Inductances in general.

This instrument checks them all. **GUESS-WORK SELDOM PAYS—MEASURE AND BE CERTAIN.**

The Res/Cap. Bridge Kit still available at 31/6 covering 10 ohms to 5 megs., 500 pf to 50 mfd in 6 ranges.


The I.F. Aligner Kit still available at 15/-, tunable over the 465 Kc/s range of I.F. frequencies. Pre-tuned ready for use.

Full instructions and diagrams with all Kits. Post and Packing 1/6 in each case.

RADIO MAIL

4, RALEIGH STREET, NOTTINGHAM
Stamp with all enquiries please. Cash with order or C.O.D.

Excellence in design..



AIR DIELECTRIC TRIMMER

Protected by Acetate Case

Capacities from 4 to 70pf in voltages of 500 and 1,000 D.C. Width 16.5 mm. Length 22 mm. Acetate dust cover optional. Insulation over 10,000 megohms. Power factor less than .001.

Type approved Cat. A. No. 464.

OXLEY

DEVELOPMENTS CO. LTD.
ULVERSTON, NORTH LANCs.

TEL.: ULVERSTON 3306

New Barker "Duode" L.S. TAX FREE

BARKER SOUND UNITS have an enviable reputation for high fidelity. This new DUODE model is superlative in wide frequency range, with clean transients, smooth treble and full firm bass without boom.

At 12 Gns.—there is no tax—these speakers will be in big demand.

Send stamp for fully illustrated leaflet which explains advantages of the DUODE design principle and details of matching cabinets.

"The Gramophone" AMPLIFIER

A user writes

"I am immensely delighted with its performance, far superior to others I have tried costing far more...your advertisement regarding the superlative performance of this amplifier is fully justified."

Amplifier 17gns.

Complete with valves, tested

Pre-amplifier for Magnetic p.u. 5 gns.

Control Unit for Crystal p.u. 45/-
9w. Output, 20dB feedback, only 0.1 per cent harmonic at 5w, 20-20,000 c.p.s., 3/15 ohm output. 200-250 v. A.C. mains. Tone control on pre-amp. gives bass and treble cut or boost, on control unit treble cut alone with anti-rumble circuit.

HOME CONSTRUCTION of the units is simple, aided by our part assembled group boards with resistors and capacitors ready wired in, drilled chassis and complete illustrated instruction manual. Send for this now, 1/8 post free.



PRESSURE TYPE TWEETER UNIT

All-aluminium, M/C., former and diaphragm at rear of 14,000 gauss magnet, centre pole shaped to commence horn. 15 or 30 ohm. Response 2-14 Kc/s. 75/6.

Suitable 3 Kc/s X-over network 26/6.

This unit and X-over combined within neat walnut veneered cabinet in the

Q.M. QUALITY CUBE 6 gns.

The clean extended treble response added to existing speakers of 10-18ins. gives increased realism out of all proportion to modest cost.

The W.B. range includes models of all popular sizes. We also stock a special 18in. model of exceptional performance. £27/10/-.

New Decca LP Pickup

Better quality, less record wear with the new "H" head interchangeable with earlier Decca magnetic heads (3-pin). H.F. response raised to 14 kc/s. 3 grams lighter. Not widely available, but we have a fair stock. -1,600 ohm replaces "C" or "D" heads, 90 ohm the "B" head for Decola, Leak, etc.

Head only with sapphire, 54/9.

With diamond, £6/18/-.

XMS pick-up "H" and 7B heads, £6/9/6.

COLLARO 1953 Turntable Units and Auto-Changers

A new range combining popular price with merits usually found only in more expensive transcription equipment.

Heavy turntables with smooth 3-speed drive giving negligible rumble, a turnover crystal pickup with unusual range tracking at low pressure on the most difficult microgroove record, fully tropicalised, handsome cream enamel units bespeaking confidence by their immaculate appearance.

Stamped addressed envelope brings full specification, prices and extended payment terms.

Home and Export Trade Enquiries welcomed.

QUALITY MART

8, Dartmouth Park Avenue, London, N.W.5.

GULliver 1181.

Order by Mail—Demonstrations by Appointment.

WANTED, EXCHANGE, ETC.
WANTED for Cathode Roxy oscillograph. type G.M. 3156 (year 1945), tube No. A41-G4, or A41-N4, or A41-B4.—Reliance Radio, 20, Patrick St., Dun Laoghaire. [1612]

WILL buy first-grade variable condenser similar to Muirhead A411 or General Radio 222L; state price.—29, Rooley Cres., Bradford [1603]

WANTED, power supply units for No. 33 transmitters (Z.A. 10729); call or ring.—P.C.A. Radio, The Arches, Cambridge Grove, W.6. Riv. 3279. [0081]

WANTED, set manufacturers' or ex-Government radio equipment, large or small quantities of valves, electrolytics, speakers, meters, also components.

LOWE BROS., 5, Fitzroy St., London, W.1. Tel. Museum 4389. [9745]

WANTED, BC-610 Hallicrafters, R.C.A. ET-1336 transmitters SX-28, AR-88; S-27 HRO receiver and spare parts for above; best prices.—P.C.A. Radio, The Arches, Cambridge Grove, W.6. [0080]

WANTED, R.C.A. speech amplifiers, type MI-11220 J or K and Ariel tuning units BC 939A; offers stating quantity and price to P.C.A. Radio, The Arches, Cambridge Grove, W.6. [0079]

WE purchase all types of domestic or ex-Government radio receivers and equipment; send full details or call and collect cash; large or small quantities.—Walton's Wireless Stores, 48, Stafford St., Wolverhampton. [0146]

ALTHAM RADIO Co. pay highest prices in the trade for all American equipment, including test sets, transmitters, receivers, tele-printing gear, etc.—Jersey House, Jersey St., Manchester, 4. Tel. Central 7834-5-6. [0228]

WANTED, AN/APR-4 receiver, any units; any other good quality U.S. surplus radio and radar tubes, test sets; laboratory equipments, etc.; give condition and price in first letter.—Engineering Associates, 434, Patterson Rd., Dayton, 9, Ohio, U.S.A. [0234]

WANTED, good quality communication rxs., domestic radios, test equipment, etc.; top prices paid; established since 1937.—Miller's Radio, 38a, Newport Court, 1 min. from Leicester Sq. Tube, Tel. Ger. 4638. Call, write or send. Hours of business 10-6 p.m. Open all day Saturday. [0199]

WANTED; we will pay 10% more for the following American equipment; test sets with TS prefix, BC221, APR4 receivers, APR4 tuning units, BC342, BC312, power units No. 15 and PE98, teleprinter equipment.—Altham Radio Co., Jersey House, Jersey St., Manchester, 4. Tel. Central 7834-5-6. [0227]

REPAIRS AND SERVICE

ARMATURE Re-winding Service to the Trade.

VACUUMS, drills, grinders, hood dryers, dental motors, vacuum cleaner armatures replaced from stock; 24-hour service; every job guaranteed; all vacuum cleaner parts, hoses, etc., in stock for any make.

REGAM ELECTRIC, 95, Park Lane, Leeds, 1. [1573]

ANNOUNCING a 48-hr transformer rewind service—with a difference.

A FIRST-rate job for a first-rate engineer. E.H.T.s, Mains, Fields, O.P.s. etc. NEW transformers made to suit your requirements, designed on "C" core or conventional methods.

WILLIAMSON'S O.P. to original spec.; 80/-.

ALL work fully guaranteed.

WOODROW Transformers, Ltd., 28, Balmoral Rd., Willesden, N.W.2. Tel. Willesden 2014. [1628]

MAINS transformers rewound, new transformers to any specification.

MOTOR rewinds and complete overhauls; first-class workmanship; fully guaranteed.

F.M. ELECTRIC Co., Ltd., Potters Bldgs., Warser Gate, Nottingham, Est. 1917. Tel. 3555. [0113]

REPAIRS—E.H.T. mains and O.P. transformers, field coils and chokes; also armatures and motors; new transformers designed to any specification; all work fully guaranteed.

WILLESDEN TRANSFORMER Co., Ltd., 2a, Frithville Gdns., Shepherds Bush, London, W.12. Tel. Shepherds Bush 5819. [0076]

MAINS transformers, E.H.T. line outputs, chokes and field coils, etc., promptly and efficiently rewound or manufactured to any specification; 12 months' guarantee.

LADBROKE REWIND SERVICE, Ltd., 820a, Harrow Rd., Kensal Rise, N.W.10. Lad. 0914. [0222]

TRANSFORMERS—Mains, E.H.T. OP and chokes rewound and redesigned to specification, new transformers constructed to your requirements; all items vacuum impregnated; impregnation to RCS 214 if requested.

RADIO, Electronic & Industrial Rewinds, Rear, 21, Church Lane, N.W.10. Willesden 2733. [1608]

MOTORS and armatures, all types (vacuum cleaners to 100hp) rewound or rebuilt as new; quick, reliable and competitive service; contractors to leading users since 1920; quotes by return.—Halsons, Dover Rd. Works, Blackpool. Tel. 24774. [1535]

For SUCCESSFUL wide-angle scanning ALLEN DEFLECTOR COILS



- 70° Scan with minimum deflection defocussing.
- High-efficiency castellated "FERROXCUBE" core.
- Suits any Wide Angle C.R.T. up to 27" double (d) Scan.

LARGE SCREEN TELEVISION

Can only be achieved by using high efficiency components throughout. ALLEN can supply the complete range.

For prices and details of the full range of ALLEN components write to —

For circuit diagram of Line and Time Base send 9d. and S.A.E. to —

ALLEN

COMPONENTS LTD

Crown Works, 197 Lower Richmond Road, Richmond, Surrey

Telephone: Prospect 9013

Fidelia

**HAND BUILT
RADIO
UNITS**



**MAJOR
10 VALVE
RADIOGRAM
CHASSIS £32.8.4.**

At this time of the year there is a tendency to make big claims for the quality of many kinds of goods. We are sorry that we cannot add our quota to them because our policy of continuous, careful investigation into ways of getting ever improved reproduction and performance does not require occasional bursts. The design is right from the start. The price is right too. Full details willingly.

- Fidelia Standard, 7 valve model £21 12 0
- Fidelia Plus, 8 valve model £23 18 4
- Fidelia de Luxe, 9 valve model with 7 watt push-pull output stage £24 6 6

All models have variable selectivity, independent bass and treble controls, triode output stages.



**ELECTRO
Acoustic
DEVELOPMENTS**

**2 AMHURST ROAD,
TELSOMBE CLIFFS,
Nr. Brighton,
SUSSEX
Tel.: Pearehaven 3156**

REPAIRS AND SERVICE

ELECTRICAL test instruments repaired and standardized, all types British or American, ammeters, voltmeters, ohmmeters, DC/AC multi-range meters, etc.; meters converted to specification.

THE ELECTRICAL INSTRUMENT REPAIR SERVICE, 329, Kilburn Lane, London, W.9. Tel. Lad. 4168. [1134

REWINDS and conversions to mains and cut-out trans. pick-ups, fields, coils, etc., from 4/6. P.P. equipment a speciality; all work guaranteed.—N. L. Rewinds, 32, Blackbird Hill, N.W.9. Tel. Wordsworth 7791. [1614

24-HOUR service, 6 months' guarantee, any transformer; rewind, mains outputs and i.f.s., etc.; all types of new trans., etc., supplied to specification; business heading or service card for trade prices.—Majestic Winding Co., 180, Windham Rd., Bournemouth. [6520

AS professional sound recordists and members of the Association of Professional Recording Studios, we are particularly well qualified to give advice and service on all aspects of sound recording and reproduction. Design of tape equipment a speciality. Circuits designed, repairs and modification carried out quickly. Advice freely given. See also below:—**COMPREHENSIVE** service to trade and amateur; design, manufacture and repair of electronic equipment carried out by specialists; equal attention given to small or large orders. See also below:—Autochangers, 48-hour service, cleaning and adjusting at fixed price of 35/- plus carriage; also all repairs carried out; trade enquiries invited.—Ariel Sound, 57, Lancaster Mews, London, W.2. Tel. Paddington 5092 (2 lines). [1630

MISCELLANEOUS

FOR sale, Douglas No. 3 motorised coilwinder complete; offers.—Box 8425. [1557

ELECTRIC welding plant, used and unused for sale; s.a.e. for lists.—Harmsworth, Townley & Co., 1, Brook Rd., Manchester. [1040

PLYWOOD, hardwood, free list on request, mahogany ply, 12/6 sheet; oak ply, 22/6.—N. Gerver, 10, Mare St., Hackney, London, E. [1432

CABLES, wires and flexibles, P.V.C. covered, at clearance prices.—R. Lowther, Ltd., 100a, St. Vincent St., Ancoats, Manchester. [0223

METALWORK, all types cabinets, chassis, racks, etc., to your own specifications; capacity available for small milling and capstan work up to 1 1/2 bar.

PHILPOTT'S METAL WORKS, Ltd., (G4B1), Chapman St., Loughborough. [0208

A HIGH vacuum impregnation unit to R.I.C. specification 214 or individual requirements; good delivery at competitive prices from Elickvac Components and Assemblies, 505, Lordship Lane, S.E.22, Forest Hill 7089. [0310

YOUR own tape recording transferred to disc.—Recording Studios, 123, Queensway, W.2. Tel. Bay 4992. Studio recordings, tape recording service. Price list on request. [1409

PLATED nuts, screws, washers, bolts, soldering tags, hank-bushes, self-tapping screws, grub-screws, socket-screws, wood-screws; large quantities or gross cartons; stamp for list.—Sinden Components, Ltd., Dept. B, 117, Churchfield Rd., Acton, W.3. Acorn 8126. [1415

ENGRAVING amateurs and trade could take the opportunity of engraving problems in the future by getting in touch with A.G. Engraving, 19a, Windmill Rd., London, S.W.18. Bat 5793. Brass, bronze, erlenoid, Perspex dials; one knob or repetition equally entertained. [0034

COPPER wires enamelled, tinned, Litz, cotton, silk covered, all gauges; B.A. screws, nuts, washers, soldering tags, eyelets, ebonite and laminated bakelite panels, tubes, coil formers; Tufnol rod; headphones, flexes, etc.; latest radio publications, full range available; list, s.a.e.; trade supplied.—Post Radio Supplies, 33, Bourne Gardens, London, E.4. [0138

DECALS labels for marking radio and electronic equipment, clear permanent lettering 1/4in high, no background, easily applied, permanent, Govt. approved; available in book form, each book containing approx. 750 titles, covering all aspects of radio and electronic equipment; price 4/9 plus 3d post, in black or white.—Alexander Equipment, Ltd., Childs Place, Earls Court, London, S.W.5. [0243

SITUATIONS VACANT

The engagement of persons answering these advertisements must be made through the local office of the Ministry of Labour and National Service, etc., if the applicant is a man aged 16-64 or a woman aged 16-59 inclusive, unless he or she or the employer is exempted from the provisions of The Notification of Vacancies Order 1952.

GUIDED weapons.

ELECTRICAL engineer, or mathematician with relevant post-graduate experience, required for theoretical work on design of automatic control systems; some knowledge of effect of noise on servo-mechanisms an advantage; senior staff appointment with good salary and prospects; pension scheme.—Write in detail to Personnel Manager, de Havilland Propellers, Ltd., Hatfield, Herts. [1353

**65
Watts output at 5% distortion.
100
Watts peak power output.
50-20,000 cps ±.25dB
frequency response.
Price £37.10.0 carr. extra—**



Specification:
Electronic Mixing of two inputs; grid circuit for gram or radio and low impedance up to 300 ohms for moving coil or ribbon microphone.
Tone Control, Independent bass and treble controls.
Valves, 6J5, 6SL7, 6SN7, 6J5 (2), 6L6/ KT66 (4), U18/20 (2), 5130. (14 valves total).
Case. Fitted in grey wrinkle stove enamelled steel case with carrying handles as illustrated. Weight, 80 lbs.; Size, 19 1/2 in. x 13 in. x 13 in. approx.
Suitable for any application where large A.F. power is required.
A similar model having an output of 25 watts is also available at £28/10/0.
Further details available from
RADFORD ELECTRONICS
4 Acramans Road, Southville, Bristol 3.

Switch on to

HENLEY SOLON

ELECTRIC SOLDERING IRONS

Solons save time, reduce costs. Solon soldering is always clean, reliable and simple. Five models, in voltage range 100-250; each with 6 feet Henley flexible. 65 watt; oval tapered or round pencil bits. 125 watt; oval tapered or round pencil bits. 240 watts; oval tapered bit.

Write for Folder Y.10

w. T. HENLEY'S Telegraph Works Co. Ltd.
51 53 Hatton Garden, London, E.C.1

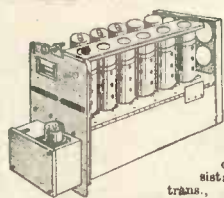
Free from distortion

cannot introduce hum

E.M.G. STEEP-CUTTING INFINITELY VARIABLE FILTER

No other filter combines all the advantages of this model which are, briefly, to cut response above any desired level between 4,000 and 8,000 c.p.s. at an average steepness of 30 db. per octave, easy fixing (connects between 15 ohm speaker and amplifier output), robust construction, no distortion or appreciable loss of volume. Recommended for reducing surface noise on '78' records, cutting 'edge' on some L.P. records, and eliminating high-pitched interference on radio.' Price £4/10/0. Leaflet on request.

E.M.G. HANDMADE GRAMOPHONES, LTD.
6, Newman St., Oxford St., W.1
Telephone: Museum 9971-2-3



SUPERHET V.H.F. 6-VALVE RECEIVER. Ex-W.D. R1124, but brand new condition. Six channel switching, tuning 30.5 to 40 mc/s. Components include 30 ceramic trimmers, 30 small condensers, 30 resistances (1-1 watt), 2 trans., 3 coils, etc.

BARGAIN PRICE 7/6. Also complete with valves at 17/6. Post 2/9. Drawings available for suggested conversions to A.C. or A.C./D.C. mains.

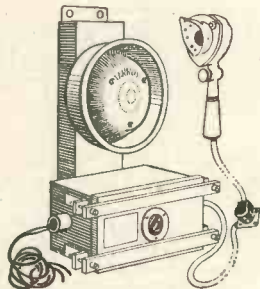
TUNING CONDENSERS. Two gang, .0005 mfd., standard size. 50c soiled, but all tested. **CLEARANCE OFFER 2/9.** Post 9d. **BARGAIN** of 3 for 7/1-

FIXED CONDENSERS. Mixed parcels of various values, from .001 mfd., 330 V.D.C. to .25 mfd., 350 VDC, and 4 mfd. 12 V.D.C. 20 for 5/-, 45 for 10/-, and 100 for 21/-

O.P. TRANSFORMERS. **CLEARANCE OFFER AT 1/9** each. Post 1/-. Will match all normal O.P. valves to 2-5 ohm speech coil.

EXTENSION SPEAKERS. Brand new 6in. P.M. low impedance speakers, mounted on polished and veneered baffle of modern design. Gold sprayed metal fret fitted. 5 feet of lead ready connected. **GIFT PRICE 19/9.** Post 1/9.

LOUD-MAILER. Powerful P.A. system. No valves to break or damage. Works off 12 or 24 volts. Weather-proof. Independent of Mains facilities. Consists of microphone and combined amplifier/speaker. **PRICE 28/17/6.** Carr. 5/8.



RADIOGRAM CHASSIS. Latest 1953 models. Three waveband at £10/17/6 (including 8in. speaker) and £12/12/- Six waveband at £15/15/- Carr. 4/8. Flywheel tuning, negative feedback, gram, pick-up sockets and switch. Modern valve line-up. All brand new and guaranteed.

METERS. Ex-W.D., but unused. Accurate 100 microamp. movement. 2in. scale in 2 1/2in. square mounting. **BARGAIN PRICE 27/9,** post 1/3.

VALVES. Clearance sale. Surplus and salvage from 1/9. Special purpose and obsolete types. Also brand new special purpose types, boxed, retailer's store soiled stocks from 12/9.

TRF KIT. Complete kit of parts for assembling 4 valve TRF set. Excellent reception on Long and Medium waves. Choice of plastic (brown or white) or wooden (walnut) cabinets. For A.C. or A.C./D.C. mains. Wiring diagram and assembly instructions. **REDUCED TO 25/9/6.** Or ready assembled 20/- extra. Post 3/6.

INSULATING TAPE. New and wrapped. 1in. wide. 1/2 lb. rolls. Listed at 3/6. **OUR PRICE 1/6.**

TELESCOPE MASTS. Ex-W.D., but unused. Extend to 7ft. 6in. Base diameter 1in., tip 1/2in. Closed length 15in. Ideal aerial. **GIFT PRICE 7/9.** Post 1/3.

AERIAL COILS. For portable sets. Brand new. On aluminium frame measuring 4in. x 6in. **BARGAIN AT 4/6.** Post 6d.

FUSE HOLDERS. Porcelain. 15 amp. MEM. Kantark Minor (brand new). Complete with fuse, backing wire, 250 volts. **TO CLEAR AT 9d.** Post 4d.

MINIATURE M/C 'PHONE SPEAKERS. Ideal personal extension speaker, or quality microphone. **REDUCED TO 2/9.** Post 3/1-

MICRO-SWITCHES. Latest American midgets, 230 v., 3a., 1in. x 1/2in. **BARGAIN OFFER 5/-.**

ACCUMULATORS. Brand new. 2 volt, 14 A.H. 2 1/2in. x 2 1/2in. x 6 1/2in. Lead acid. Non-spillable vent. 4/6. Post 1/-.

V.H.F. SUPERHET 6-VALVE RECEIVER. Six-channel switching. 30.5-40 mc/s. I.F. 7 mc/s. Receives Police, Fire, Taxis, T.V., etc. Components include 30 ceramic trimmers, 30 small condensers, 6 v.holders, cans and covers, 30 resistances (1 to 1 watt), 2 transformers, 3 coils, etc. **BARGAIN AT 7/6.** Also offered complete with valves at 17/6. Carr. 2/6.

RADIO-TELEPHONE. Brand new walkie-talkie sets. 53-75 mc/s. Visual range. Telephone handset operation. 12 volt operation from vibrator unit. **SPECIAL PRICE OF £21** per pair, complete with vibrators. Carr. 15/-.

C.W.O. or C.O.D. Money back guarantee

DUKE & CO.,

621 Romford Road, London, E.12. GRA 6677

SITUATIONS VACANT
ELECTRICAL Engineers.

WAYMOUTH Gauges & Instruments, Ltd., a subsidiary company of Smiths Aircraft Instruments Ltd., have vacancies in their Aircraft Fuel Gauge Laboratory for Assistant Engineers, required for development of electronic fuel gauging equipment. They should have an engineering degree or Higher National Certificate. Technical Assistants are also required for experimental work in electrical measurements—preference will be given to applicants holding a technical qualification.—Apply in writing to the Chief Development Engineer, Waymouth Gauges & Instruments, Ltd., Station Road, Godalming, Surrey. [1498]

WAYNE KERR have the following vacancies:

(A) **MICROWAVE** engineer to work on the design and development of X Band and associated equipment.

(B) **JUNIOR** engineers and technical assistants to take part in circuit design and development of test equipment ranging from Audio to S Band.

APPLICANTS for post (a) should be to B.Sc. standard and be familiar with microwave theory.

APPLICANTS for post (b) should be to H.N.C. standard; consideration will be given to applicants with considerable practical experience who have not achieved these qualifications.—Write to The Wayne Kerr Laboratories, Ltd., Sycamore Grove, New Malden, Surrey. [1574]

WIRELESS station superintendent required by the **NIGERIA GOVERNMENT** posts and telegraphs department for one tour of 18 to 24 months in the first instance; commencing salary according to experience in scale £864 rising to £1,392 a year; gratuity £100—£150 a year; outfit allowance £60; free passages for officer and wife and assistance towards cost of children's passages or their maintenance in the United Kingdom; liberal leave on full salary; candidates must have had wide, practical experience of modern radio techniques and equipment, in particular V.H.F. equipment, and preferably also V.H.F. multi-channel equipment.

WRITE to the Crown Agents, 4, Millbank, London, S.W.1. State age, name in block letters, full qualifications and experience and quote M2C/28927/WF. [1563]

SIGNALS Assistant Inspectors of Police (Supernumerary) required by the **GOVERNMENT** of Kenya for one tour of two years with possible extension. Commencing salary, etc., according to previous experience in scale £767 rising to £1,092 a year. Gratuity (at least £162 after two years' service) payable on satisfactory final completion of service. Outfit allowance £30. Uniform allowance £10 a year. Free passages. Liberal leave on full salary. Candidates aged 20-30 should be at least 5ft. 7in without footwear, have normal vision without glasses and be of good education. They should possess a sound knowledge of the installation and maintenance of modern low and medium powered V.H.F., static and mobile equipment, H/F transmitters and receivers, petrol generators and diesel electrical sets.

CANDIDATES with previous United Kingdom or Colonial Police experience will be considered up to 35 years of age.

APPLY in writing to the Crown Agents, 4, Millbank, London, S.W.1, stating age, name in block letters, whether married or single, full qualifications and experience and quote M/32820/WF. [1549]

THE WAR OFFICE requires for No. 35 Base Workshop, R.E.M.E., Old Dalby, Leicestershire:

ONE Mechanical Engineering Officer (Main Grade) to control workshop repairing radar and associated equipment; knowledge and experience of modern electronic and allied engineering progress and process methods and technique of management essential, also ability to organize large repair programmes and production. Inclusive salary range £297 to £1,218 (Provincial). Applicants must be British of British parentage and Corporate Members of the Institution of Electrical Engineers, or have passed or be exempt from Sections A and B of their membership examination. Starting salary fixed according to age, qualification and experience on range quoted. Annual increments subject to satisfactory service. Post temporary, but long-term possibilities.—Application forms from M.L.N.S. Technical and Scientific Register (K), 26, King St., London, S.W.1, quoting D72/453 A. [1583]

TELEVISION, radio and electronic engineering company require the following personnel: West Surrey area.

RADAR mechanics for work on ultra-high frequency equipment.

TELEVISION development engineer—graduate and higher national standards.

ELECTRONIC technician as chief inspector.

PLANNING engineer.

WRITE giving full particulars of experience, age and salary required to Box 8618. [1576]

CALIBRATORS and test engineers required for the calibration and test of precision electronic instruments.—Apply Box 8758. [1606]

RADIO service engineer required for King's Lynn branch.—Apply Fellis, Ltd., Head Office, Nene Quay, Wisbech. [1641]

GOOD NEWS
FOR
GOOD EARS



NEW BARKER NATURAL SOUND UNIT AT 12 GNS.

On July 1st we announced our new Unit. It combines a slightly improved 150 cone assembly with the smaller magnet system of the 148a, and sells at the most reasonable price of 12 gns. Yet for **NATURALNESS** the new model is as far ahead of the field as were its predecessors.

Why do we stress this particular quality? Because we believe it is the most elusive and difficult to achieve; we believe it is the only source of lasting satisfaction with any sound reproducer; we believe that after reaching the standards which justify the normal use of such phrases as wide range, high quality, super fidelity and a number of others, the Barker drive and cone, both patented and exclusive, reach beyond in a way the really critical ear is quick to hear.

We are not at the Radio Show because the cost of a suitable stand for our special, single product is too great for us. Anyone who really wants **NATURAL SOUND** can easily arrange to hear our unit by going to a good radio or music dealer. If he hasn't one in stock, we will gladly supply him.

ASK YOUR DEALER
or write for details to:

BARKER
NATURAL REPRODUCERS
3 NEWMAN YARD, LONDON, W.1

★
A
First
Course
in
Wireless

By "Decibel." The Third Edition of one of the most popular books ever written on wireless for the beginner. Covers latest developments in radio, radar and television, but still explains fundamental principles as carefully as ever. 12/6 net

"In clearness and simplicity this book marks an advance in elementary radio literature and forms an excellent introduction to more technical books on the subject."—TECHNICAL JOURNAL.

Pitman

Parker Street · Kingsway · London, W.C.2

neo-MAINTEST

100/700V
A.C. 177G



SEARCH LEAD
TEST PROD
76

THE PERFECT FAULT FINDER

NEO ELECTRICAL INDUSTRIES LTD

MANCHESTER 4

EX-R.A.F. EQUIPMENT

TRANSMITTERS T1154.

RECEIVERS R1155

POWER UNITS

24 volt, 35A and 33B.
12 volt, 34A.

PLUGS for connection.

LOOP AERIALS.

AERIAL SELECTOR SWITCHES.

ALL EQUIPMENT GUARANTEED IN
PERFECT WORKING ORDER AND
READY FOR INSTALLATION.

B.V. CERTIFICATE ISSUED WITH EACH
COMPLETE EQUIPMENT.

J. H. DAKIN,
13 CHURCH RD., EDGBASTON,
BIRMINGHAM, 15

Phone : Edg 2220
Cables : Dakrad, Birmingham, 15.

SITUATIONS VACANT
MINISTRY OF SUPPLY requires skilled craftsmen to serve as research and experimental mechanics at Malvern. ALL applicants must have served a recognised apprenticeship.

INSTRUMENT makers: must be able to read and interpret working drawings English and 3rd angle and to work to rough sketches and verbal instructions; ability to produce individual scientific test gear on a one off basis working to fine tolerances, and to operate the necessary machine tools; knowledge of simple electronic circuits and ability to wire up an instrument from a diagram an advantage.
CENTRE lathe turners: must be able to read and interpret working drawings English and 3rd angle; work to fine limits in a wide range of materials, and have knowledge of relieving work on taps and milling cutters; ability to use horizontal or vertical boring machines an advantage.

UNIVERSAL millers: must be able to set up and operate to fine limits vertical, horizontal, a universal milling machine working in a wide range of materials.
KNOWLEDGE of gear cutting, jig boring and horizontal boring an advantage.

RATES of pay for 44-hour, 5-day week, 165/4 on entry with prospects of advancement to higher rates; hostel accommodation available. **APPLY**, giving details of apprenticeship, training (including Forces' training) qualification, and experience to Chief Superintendent, Radar Research and Development Establishment, Gt. Malvern, Worcs. [1598]

DEVELOPMENT engineers—Ultra Electric, Ltd., Western Avenue, Acton, W.3, have the following vacancies for engineers on the permanent, pensionable staff:

(a) **SENIOR engineers** with good qualifications (degree standard) and experience, required for new techniques in design and development of TV receivers.

(b) **GENERAL engineers** with good academic background and/or experience with a view to training and progression to senior positions.

(c) **STANDARDS engineer**, preferably with previous experience and H.N.C. standard of education for the control of factory test equipment and Standards Room equipment.

APPLICANTS are invited to write in strict confidence, giving age, experience, qualifications and salary desired to the Personnel Manager. [1594]

ELECTRONIC Engineers required by The General Electric Co., Ltd., Brown's Lane, Allesley, Coventry, in their Development Laboratories for work on:

(a) **TRIALS** team in connection with guided weapons; 2 senior engineers, also 3 engineers.

(b) **SERVO-MECHANISMS**; 2 engineers.

(c) **MAGNETIC amplifiers**; 1 engineer.

(d) **PULSE** circuitry; 4 engineers.

(e) **MICROWAVE** circuits; 1 senior engineer; 2 engineers.

(f) **TEST** equipment; 1 senior engineer, 3 engineers.

(g) **GENERAL** radar circuit development; 1 senior engineer, 3 engineers.

APPLICANTS, preferably with a degree or an equivalent qualification, should have had at least two years' experience in the development and engineering of Service equipment as well as experience in one of the above.

HOUSES on the outskirts of Coventry, near our laboratories, are now available for offer to successful applicants, and this offer can only remain open for a few months; applicants' holiday requirements will receive special attention.—Reply, stating age, qualifications and experience, to Personnel Manager, Ref. R.G. [1620]


TELEVISION service engineer required by old-established London retailer, good position offered to capable man, 5-day week; accommodation can be provided if necessary; state age and full details of career.—Box 8768. [1616]

FERRANTI, Ltd. Manchester have staff vacancies in connection with long-term development work on an important radio tele-control project at their new laboratories at Wythenshawe, South Manchester.

(I) **ENGINEERS** for research and development work in the following fields: Radar, radio and electronic circuits, micro-waves, high power centimetric valves, vacuum and/or high voltage techniques, servo control and electro-mechanical devices and testing equipment associated with the above. Qualifications include a degree in Physics or Electrical Engineering or Mechanical Science or equivalent qualifications, and at least two years' previous experience. Salary according to qualifications and experience in the range of £500—£1,000 per annum. Please quote reference WD.

(II) **TECHNICAL Assistants** for experimental work in the fields listed in (I) above. **QUALIFICATIONS** required: a degree or Higher National Certificate in Electrical or Mechanical Engineering or equivalent qualifications. Salary in the range of £400—£600, according to age and experience. Please quote Reference WT.

(III) **DESIGNERS** and Draughtsmen. **SECTION** leaders, leading draughtsmen, draughtsmen and junior draughtsmen, preferably with experience in any of the fields mentioned above. Salaries based on A.E.S.D. rates: in the range of £360—£850 per annum with good allowances for special qualifications and experience. Please quote Reference WD. **THE** company has a staff pension scheme. Application forms from Mr. R. J. Hebert, Staff Manager, Ferranti, Ltd., Hollywood, Lancs. Please quote appropriate reference. [1621]



THE "FLUXITE QUINS" AT WORK

*"We've never known FLUXITE to fail
We've finished, in spite of the gale!"
"Hey look! Down the street!
Here comes someone's sheet
Our aerial's now in full sail!"*

See that **FLUXITE SOLDERING PASTE** is always by you—in the house—garage—workshop—wherever speedy soldering is needed. Used for over 40 years in Government works and by leading engineers and manufacturers. Of all Ironmongers—in tins from 1/- upwards.

TO CYCLISTS. For stronger wheels that will remain round and true, here's a time tested tip. Tie the spokes where they cross with fine wire **AND SOLDER**. It's simple—with **FLUXITE** — but **IMPORTANT**.

FLUXITE

SOLDERING PASTE

*A Staunch Companion to Fluxite
Soldering Fluid.*

SIMPLIFIES ALL SOLDERING

Write for book on the Art of "SOFT" soldering and for leaflets on CASE-HARDENING STEEL and TEMPERING TOOLS with FLUXITE.

FLUXITE LTD.
BERMONDSEY STREET, LONDON, S.E.1.

TANNOY

PRODUCTS

SOUND EQUIPMENT

*clearly the best for
all occasions*



WEST NORWOOD S.E. 27 Tel. Gipsy Hill 1131 7 Lines

QUARTZ CRYSTAL UNITS



Type
B7



The type B7 unit is mounted in the standard B7G valve envelope and is hermetically sealed and fully evacuated.

Available for the frequency ranges from 100 kc/s. to 500 kc/s. and from 3 Mc/s. to 16 Mc/s. Gold electrodes applied by cathodic sputtering give permanence of calibration. Normal adjustment accuracy 0.01% Max. adjustment accuracy 0.003%.

Early delivery can be given of most frequencies, and we will be pleased to quote for your specific requirements.

THE QUARTZ CRYSTAL Co. Ltd.
63-71 Kingston Road,
NEW MALDEN, SURREY

Telephone : MALden 0334 Cables, etc
QUARTZCO NEWMALDEN

H. FRANKS

58 NEW OXFORD STREET
LONDON, W.C.1

PHONE: MUSEUM 9594

One minute from Tottenham Court Road Stn.

PREDICTOR UNITS, made by Sperry's, Type AA/5, fitted 4 variable-speed gear boxes, 115 volts A.C., constant speed motor, numerous worm, right-angle gears, approx. 75 ball-races, cost over £300 each to make, nett weight 78lb., new, in original packing cases. £11 each.

"STANCOR," U.S.A. 2.5 K.V.A. 50/60 cycle auto-transformers. Input, 115/250 v. Output, 110 v. Completely shrouded. £11 each.

WESTINGHOUSE RECTIFIER SETS Style 288 G.P.O. Input 200/250 volts A.C., 50 cycles, output 50 volts D.C. 1½ amps. £3/10/- each. Carriage 10/-.

HOUR METERS, 200-250 v. A.C. 50 cycles, 1/10th to 10,000 hrs. recording; ideal for life testing, process timing, etc. 42/6 each.

SPERRY'S CONSTANT-SPEED 115 volt 50 cycles motors, 2,400 r.p.m., 3½in. diam., 6in. long, 5/16in. spindle, 1½in. long, Serial No. LB1931. 45/-

SPERRY'S FOLLOW-ON MOTORS, Selsyn pattern, sold in pairs, one generator, one receiver, 115 volts 50 cycles, Serial No. LB1470. 70/- per pair.

S.T.C. METAL RECTIFIER SETS, Input 200/250 volts A.C. 50 cycles. Output 220 volts D.C. 1½ amps., type 10D/1786, housed in metal cabinet 22 x 13 x 11in. £15 each.

15 AMP. MERCURY SWITCHES, Fitted with saddle and clip. Price 4/- each. Post paid.

CREED MORSE TRANSMITTERS, fitted control unit transmitter relay with motor, 230 volts A.C. 1/40th h.p., 1,400 r.p.m. £10 each.

CANADIAN FULLY SMOOTHED ROTARY TRANSFORMERS, housed in metal case 8½ x 6 x 4½in. Input 12 v. 2.5 amps. Output 220 v. D.C. 60 mA. Price 40/- each.

HOOVER BLOWER MOTORS, Ref. No. 10KB/115, for 12/24 volts A.C./D.C., ideal for car heaters, cooling, etc. 27/6 each.

ADMIRALTY PATTERN, Heavy duty L.T. transformers, Primary 230 volts A.C., 50 cycles 9 amps. Secondary 18 volts centre tapped 108 amps. Price £15 each. Carr. 20/-.

SANGAMO MOTOR UNITS, Model 7, final speed one rev. 24 hours. 200/250v. A.C., 50 cycles. Price 27/6 each.

SANGAMO MOTOR UNITS, Model 7, final speed one revolution per seven days, 200/250 v. A.C., 50 cycles. Price 30/- each.

"KLAXON" 24 v. D.C. SHUNT-WOUND MOTORS, 1/20th h.p., 2,500 r.p.m. Price 40/- each.

3in. MAGSLIP TRANSMITTERS fitted in cradle, Ref. No. A.P.6547. Price 40/- each.

2in. MAGSLIP HUNTERS, Mark II, Type No. A.P.10645, 25/-

KENTS 24-VOLT D.C. 1/20-h.p. SHUNT-WOUND MOTORS, 3,500 r.p.m. at 24 volts. Will operate on 12-volt D.C. at approx. half speed, double spindle, totally enclosed. 27/6.

STAINLESS STEEL AERIAL WIRE, gauge 7/015 in 1600 foot reel. Price 40/- per reel.

MINIATURE IMPULSE MOTORS made by "Gents," size 3 x 2 x 1½in. Suitable for operating models, switches, etc. Operates on 4½ volts A.C./D.C. and is very powerful for its size. Price 8/6 each. Post paid.

G.E.C. DOUBLE POLE CHANGE-OVER RELAYS Platinum contacts, coil resistance 2,500 ohms. Price 13/- each.

PARMECO output transformers, ratio 43/1 and 61/1, secondary 2.1 and 4.2 ohms, primary tested 5,000 R.M.S., Sec. tested 2,000v. R.M.S. weight 30 lb. approx. £3/10/- each.

B.T.H. SELSYN MOTORS, coupled gear-boxes, type SM1406, 230/250 volts, 50 cycles, 2-pole, sold in pairs only, £9 per pair.

STEP-DOWN TRANSFORMERS, input 180/230 volts A.C., 50 cycles, output 4.2, 4.2 volts, 10 amps., ideal for soil heating, spot welding, etc. 40/-

10,000 G.P.O. type 3,000 and 600 relays, assorted contacts and coils. Siemen's High Speed Relays, Uniselectors, Telephone Keys, Handsets, etc.

Mailing Lists Price 6d each.

SITUATIONS VACANT

EXPERIENCED TV engineers required for retail service; permanent positions at good salary.—Full details to Shenstones (op. Town Hall), Leyton, E.10. Ley. 1362. [9266]

TECHNICAL assistants grade III; vacancies exist in Scotland and Northern Ireland for technical assistants to work on electro-mechanical computers and servo mechanisms. INITIAL salary is in the range of £396 to £533 a year depending upon age and location, rising by annual increments to a maximum of £612 a year.

APPLICANTS should have experience of this type of equipment, and preferably have technical qualifications equivalent to Ordinary National Certificate; knowledge and experience of electronic valve circuits is essential.

APPLICATIONS to ADME, 210 3 AA Group, Riccarton House, Currie, Midlothian. [1551]

RADIO engineer required for responsible position by Cambrian Air Services, Ltd., Cardiff Airport, Must hold "A" licence. Salary in scale £600-£700 per annum, according to qualifications.—Apply Chief Engineer. [1615]

ASSISTANT for electrical laboratory of firm manufacturing electro-ceramics; age not over 25 and must have complete National Service; Intermediate B.Sc. or equivalent.—Box 8636. [1587]

APPLICATIONS are invited from Radar and electronic technicians for appointments as civilian technical assistants Grade III in 5 Anti-Aircraft Groups in the North Eastern and Midland area.

APPLICANTS should hold Ordinary National Certificate in Electrical Engineering or an equivalent qualification. Be an armaments engineer, C.P.O., B.N.A. or senior N.C.O. R.A.F. with service Radar or electronic qualifications.

STARTING salary, at age of 28, including pay additions, is approximately £500 p.a. with £20 annual increment up to a maximum of £597.—Candidates should submit their applications to A.D.E., H.Q. 5 "Clover" Squadron, "Newdigate Lane," Kimberley, Notts, stating age, qualifications and experience. [1592]

SMALL instrument company manufacturing gas analysis equipment requires installation and service engineer; knowledge of electronics essential, some knowledge of chemistry an advantage; salary by arrangement.

INFRA RED DEVELOPMENT Co., Ltd., Broadwater Rd., Welwyn Garden City. [1555]

AIRCRAFT radio engineers and mechanics required for employment at London Airport. Licensed personnel preferred but not essential; please forward full details of age, experience, etc., to Box 8633. [1584]

RADIO testers and inspectors required for production of communication and industrial electronic equipment.—Apply Mr. D. J. Lewendon, Winston Electronics, Ltd., 3, Park Rd., Hampton Hill, Middx. Tel. Molesey 2985. [1645]

RADIO service mechanics required by Smiths (Radmobile), Ltd., for all parts of the country.—Write details of experience and qualifications to Personnel Officer, Goodwood Works, North Circular Rd., London, N.W.2. [0342]

TELEVISION engineer for old-established Bush, Ekco, H.M.V. and Murphy retailers, capable of taking charge service dept. when occasion arises; qualified driver; salary according to capabilities £500-£600 plus bonus.

WYCOMBE ELECTRICAL SUPPLIES, Ltd., 51/52, Oxford St., High Wycombe, Bucks. Tel. H.W. 457. [1538]

SENIOR and Junior Radio Development Engineers, preferably with Higher National Certificate or equivalent; write, stating age, experience, qualifications, etc., to the Personnel Department (T.111), Murphy Radio, Ltd., Chiswick, W.4. [1578]


TELEVISION engineer required for Cardiff; experience with all leading makes essential; appointment is with leading dealer with large staff offering good prospects; salary £500 p.a. accommodation provided.—Full particulars in first instance. Box 8814. [1635]

TELEVISION and radio engineer required by large retailers operating in Portsmouth and Southsea district; good pay and paid overtime as necessary; applicants must have current driving licence.—Weston Hart, Ltd., 84, London Rd., Portsmouth, Hants. [1560]

RADIO engineer with practical knowledge of R.A.F. or Fleet Air Arm Radio or Radar equipment required, post-war experience an advantage.—Applicants should apply in writing to Chief Inspector, A. J. Whitmore (Aeradio), Ltd., Croydon Airport. [1457]

FIRST-CLASS radio and television engineers required by old-established expanding business; good salary and prospects; permanent; all leading agencies, including Murphy, Bush, Pve. Ekco, etc.—E. P. Fox, Ltd., East Molesey, Surrey. Molesey 2721. [0442]

BEST gear design engineers required with practical experience of this class of work, based on sound knowledge of electronic principles; these appointments are permanent and progressive; salary £650 to £850 per annum; company pension scheme in operation; London area; please write, in confidence, quoting reference WW/707, giving full details of qualifications, to—Box 8698. [1590]



A WINDOW WORTH LOOKING INTO

American Valve Testers, Radio City type W.134. Brand new, A.C. mains 230 volt, covering practically the whole range of American valves, full working instructions, £12/19/6 each.

A.C. Mains 200/250-Volt 50-cycle Meter Movements, complete with gear train down to 4 revs. per min., wonderful value, 12/6 each.

American Rotary Transformers, 12 volt D.C. input Output 235 volts at 60 M/A size 4½"x2½" brand new condition 22/6 each.

465 I.F. Transformers, dust core tuned, 6/9 pair.

High Stab Resistors. 2 Meg., 2% 1 watt, 1.2 Meg. 2% ½ and 1 watt, 1.5 Meg. 5% ½ and 1 watt, 29.5 K. 2% ½ watt, 150 K. 5% 1 watt 6/- per doz. min. quantity.

Bleeder Resistors. 100 K. 150 watts, 200 ohms 150 watts adjustable, 800 ohm 150 watts, 350 ohm 40 watts, 40 K. 150 watts 80 ohm 50 watts, 24 ohm 100 watts, all at 2/- each.

Venner Hour Meters, for operation on 200/250 A.C. 50 cycle, synchronous movement, capacity zero-10,000 hours. 62/6 each, brand new.

Rectifier Units. Ex-W.D. Input voltage 200/250 volts A.C. mains. Output 24 volt 10/12 amps., complete with 2½in meter, and fitted with dual output controls, £12/10/- each.

Crystal Microphones. Ex-Deaf Aid Units, 4/6 each.

Midget 1 Meg Pots with switch. Ex-Deaf Aid Units, 1/- each.

Arc Welding Transformers. 200/250 volt A.C. mains. Output 26 volt 120 amps, complete with meter, large scale, reading 120 amps., 4 only available, £14 each.

Welding Transformers. Input voltage 230 volts 50 cycle, output 13/16 volt, 65/75 amps., 82/6 each.

Mains Transformers. Ex-W.D. Input voltages 230 volt A.C., output 500 x 500 volt 170 mA., 4 volt 3 amp., 22/6.

Smoothing Chokes, Ex-W.D. 15 Henries, 275 mA., Resistance 125 ohms, 10/6 each.

Dural Masts, Telescopic 15in. to 7ft. 6in., 2/6 ea., ideal for making own T.V. aerial.

Mains Isolation Transformers. 230 volt 230 volt 50 cycle 1,000 watts, ex-W.D. £6/10/- each.

Battery Chargers. Ex-W.D. Input voltage 200/250 volts 50 cycle. Output 12 volt 5/7 amps., tapped at 6 volt, complete with 2½in. meter, manufactured by Heayberds. Brand new, £6/10/-.

Chokes. Ex-W.D. Heavy Duty. 20 Henries 300/400 mA. Resistance 180 ohms. 17/6 each.

Valves. Brand New and Boxed. VU111 4 volt E.H.T. Rectifiers, 2/6 each.

H.R.O. 6 Volt Vibrator Power Packs. Output 165 volt 80 M.A., using 6 x 5 Rectifier. Brand new, boxed, 39/6 each.

Rotary Converters. 24 volt D.C. input, 230 volt A.C. 50 cycle output @ 100 watts, 92/6 each. Ditto, 12 volt input, 102/6 each.

A.C. Mains Transformers. 200/250 volt input, output 45 volt 4 amp., 19/6 each.

Don't forget your postage.

Open all day Saturday.

G. W. SMITH & CO.
(RADIO) LTD.

3 LISLE STREET, LONDON, W.C.2.


Telephone: GERard 8204/9155

DIRECT FROM THE MANUFACTURER

Dulci Radio/Radiogram Chassis

A/C 100-120 & 200-250 VOLTS.

All chassis 11 1/2 in x 7 in x 8 1/2 in high. Latest type valves 6B6E, 6BA6, 6AT6, 6B W6, 6X4 Flywheel tuning. Negative feedback over entire audio section. Engraved knobs.



- FULLY GUARANTEED**
- Model B3, Long, Med., Short (5 Valves) **£12. 12. 0**
 - B3 Plus Push Pull Stage (6 Valves) **£15. 15. 0**
 - B3 Double Feature P/Pull & RF Stage (7 Valves) **£18. 18. 0**
 - Model B6 Six Wavebands Med., L., 4 Short (Bd-Spread) **£15. 15. 0**
 - B6 Plus Push Pull Stage (6 Valves) **£18. 18. 0**
 - B6 Double Feature P/Pull & RF Stage (7 Valves) **£23. 2. 0**

ALL PRICES TAX PAID

Escutcheon for 9in. x 5in. dial, 4/9 extra. Matching speakers P.M. type 3 ohms 8in. or 10in. available. Chassis sent under money back guarantee conditions against remittance. Free particulars from the Manufacturers.

THE DULCI CO. LTD.

9/ VILLIERS ROAD, LONDON, N.W.2
Telephone: Willesden 7778

RADIO & TELEVISION COMPONENTS

WE OPERATE A PROMPT & EFFICIENT MAIL ORDER SERVICE.

"VIEWMASTER" & "TELE-KING" specialists
Easy terms available.

JAMES H. MARTIN & CO.,
FINSTHWAITE, NEWBY BRIDGE
ULVERSTON, LANCs.

Before constructing any of the equipment described in this Magazine

*Send to



for prices of components required (no general catalogue available yet).

Price lists still available for :-

"Sensitive T.R.F. Receiver" (Nov. 1951)
("W.W." Reprint 1/-)

"F.M. Feeder Unit" (Sept. 1952)
(Complete Kit of parts less valves and diodes 70/-)
*or better still, drop in and see the amazing variety of components available here.

H. L. SMITH & CO. LTD.
227/289 EDGWARE ROAD, LONDON W.2
Telephone: Paddington 5891

Hours 9 till 6 (Thursday, 1 o'clock)

Near Edgware Road Station, Metrololton & Bakerloo

SITUATIONS VACANT
VACANCY in established South-East firm, with prospect of promotion to executive position within two years, open to man, age 35/45, holding Honours Degree in Science or Engineering, with experience in the design of radio and electronic equipment.—Box 8815. [1636]

ELECTRONIC Engineer required to work on development project in small organisation situated on South Coast; experience on design of communications receivers essential; H.N.C. standard; write full details and salary expected.—Box 8840 [0251]

AIRCRAFT radio mechanics skilled in workshop practice or aircraft installations to work at Stansted Airport, Essex; hostel accommodation available; minimum hourly rates 3/9.—Write to the Personnel Manager, Skyways of London, 7, Berkeley St., W.1. [10019]

EXPERIENCED radio testers and inspectors required for production of communication and radio apparatus, also instrument makers, writers and assemblers, for factory test apparatus.—Apply Personnel Manager, E. K. Cole, Ltd., Ekco Works, Malmesbury, Wilts. [10238]

MESSRS. PYE, Ltd., Cambridge, have vacancies for senior and junior test engineers, also electronic wiremen on very interesting work in their television transmission equipment department.—Apply in writing to Personnel Department, St. Andrew's Rd., Cambridge. [1395]

ASSISTANT (scientific)—The Civil Service Commissioners invite applications for pensionable posts; applications may be accepted up to 31st December, 1953 but an earlier closing date may be announced either for the competition as a whole or in one or more subjects. AGE at least 17½ and under 26 years of age on 1st January, 1953, with extension for regular service in H.M. Forces, but candidates over 26 with specialised experience may be admitted. CANDIDATES must produce evidence of having reached a prescribed standard of education, particularly in a science subject and of thorough experience in the duties of the class gained by service in a Government Department or other civilian scientific establishment or in technical branches of the Forces, covering a minimum of two years in one of the following groups of scientific subjects:—

- (i) ENGINEERING and physical sciences.
- (ii) CHEMISTRY, bio-chemistry and metallurgy.
- (iii) BIOLOGICAL sciences.
- (iv) GENERAL (including geology, meteorology, general work ranging over two or more groups (i) to (iii) and highly skilled work in laboratory crafts such as glass blowing).

SALARY according to age up to 25: £236 at 18 to £363 (men) or £330 (women) at 25 to £500 (men) or £417 (women); somewhat less in provinces; opportunities for promotion. **FURTHER** particulars and application forms obtainable from Civil Service Commissioners, Scientific Branch, Trinidad House, Old Burlington St., London, W.1, quoting No. S 59/53. Application forms should be returned as soon as possible. [1597]

SOUTH Wales dealer requires television engineer, must be fully experienced and able to drive; single man preferred, but accommodation can be arranged if necessary; top wages paid; please apply giving full particulars of experience and wages required.—Box 8717, [1604]

WIREMEN, skilled, required for high-grade electronic equipment, ability to undertake prototype work from Schematic drawings an advantage; first-rate workshop conditions. West London area, and pension scheme; write, stating age, details experience and present rate.—Box 8276. [1540]

LAYOUT engineers required for design of industrial electronic equipment; excellent opportunities for capable men to progress in rapidly expanding organisation.—Apply Technical Director, Winston Electronics, Ltd., 1, Park Rd., Hampton Hill, Middx. Tel. Molesey 2985. [1647]

SOUND recording studio, London area, vacancy for assistant recordist, must have thorough electronic knowledge, maintenance, experience, initiative and prepared to accept responsibility 5-day week; permanent position.—Write, Box 8621, stating age, experience, qualifications and salary required. [1579]

ASSISTANT television tube engineers.—Vacancies exist for night and day engineers, experienced in all aspects of manufacture and test of cathode ray tubes.—Write in confidence giving full particulars of qualifications and age to the Personnel Officer, Brimar Valve Works, Footscray, Kent. [1607]

DRAUGHTSMAN wanted for a small drawing office engaged in design of electronic equipment, good opportunity for man with initiative in rapidly expanding organisation.—Apply Technical Director, Winston Electronics, Ltd., 1 Park Rd., Hampton Hill, Middx. Tel. Molesey 2985. [1646]

TECHNICAL author required for expanding technical publications department of large electronic organisation in S.W. London; experience of telephone carrier systems is desirable, but an opportunity will be given to deal with wide range of electronic equipment.—Write, giving age and full details of education, qualifications and previous experience, to Box 8699. [1591]

SOUTHERN RADIO'S WIRELESS BARGAINS

TRANSMITTER-RECEIVERS (Walkie-Talkie), Type 38, Mark II. Complete with 5 valves, microphone, headphones and aerial. Less batteries. Guaranteed fully and ready for use. £4/15/-, post paid. Extra junction boxes for above, 2/6.

TRANSMITTER-RECEIVERS No. 18, Mark III. Complete with all valves but less batteries and attachments. Guaranteed ready for use. £7/17/6, carriage paid. No. 18, Mark III. BRAND NEW, complete in original packing cases with ALL attachments and full set of spares, including duplicate set of valves (less batteries), £15.

TELESONIC 4-valve battery portable. Complete with 4 Hivac valves. Contained in metal carrying case. Easily convertible to personal portable. Brand new. £2, includin. conversion sheet and post.

RECEIVERS R109, complete with 8 valves. Vibrator pack for 6 volts. Contained in metal case with built-in speaker. 1.8 to 8.5 megs. Guaranteed. £7, carriage paid.

MINISCOPES, G.E.C. M861B. Brand new, complete in carrying case with plugs, £12/10/-.

RESISTANCES. 100 assorted useful values, wire-end, 12/6.

CONDENSERS. 100 assorted mica and tubular, 15/-.

LUFBRA HOLE CUTTERS, adjustable 1in. to 3 1/2in. For use on wood, metal, plastic, etc., 5/9.

THROAT MICROPHONES. Brand new magnetic, with long lead and plug, 4/6; American type, 4/6.

PLASTIC MAP CASES, 14 by 10 1/2in., 5/6.

STAR IDENTIFIERS, Type I. A.N. Covers both hemispheres, complete in case, 5/6.

WECTESTORS W x 6 and W112, 1/- each.

MARCONI AERIAL FILTER UNITS (P.O. spec.), 4/6.

CONTACTOR TIME SWITCHES. 2 impulses per sec. Complete in sound-proof case. Therm control, 11/6.

REMOTE CONTACTOR for use with above, 7/6.

SPECIAL OFFER TO EXPERIMENTERS. TWELVE meters and aircraft instruments. Only needs adjustments or cases broken. Twelve instruments (including 3 brand new aircraft instruments), 35/-.

Full list of Radio Books 2/6.
SOUTHERN RADIO SUPPLY LTD.,
11, LITTLE NEWPORT STREET, LONDON, W.C.2. GERrard 6653

We repair and standardise

TEST METERS



THE ELECTRICAL INSTRUMENT REPAIR SERVICE
329 Kilburn Lane, LONDON, W.9. Tel. LAD 4168

Good Investments

DYNAMOS. By G.E.C. and Lancashire Dynamos, for charging and Lighting. Shunt wound 14/32 volts 9 amps. 2,500 r.p.m. semi-enclosed, four hole fixing feet, as new 70/- carr. England 5/-. Scotland and Wales 7/6. 50 volt 10 amp. charging Dynamos, 1,000 r.p.m. shunt wound, new condition, £20 carr. extra.

ROTARY CONVERTERS. D.C./A.C. 24 volts D.C. input, 230 volts A.C. 50 cycles output 100 watts £5/10/-. 110 volts D.C. input, 230 volts A.C. 50 cycles output 200 watts, £15. 240 volts D.C. input 100 volts A.C. 50 cycles output 1 K.W., £25/10/-. Other sizes in stock; send for list.

LIGHTING PLANTS. D.C. 360 watts Alco Lyon 20 volts, Briggs & Stratton, 350 watt 12/18 volts, 550 watt J.A.P. 12/18 volts, Lyon Norman 1,260 watts 36 volts. Villiers 1,250 watts 220 volts. A.C. PLANTS. 1 1/2 K.W. Petter-Higgs 220 volts S.P. 50 cy. 1 1/2 K.W. Pincore 230 volts S.P. 50 cy. Enfield 130 volts 3-ph. 2.75 K.W.

All Dynamos and Converters have been reconditioned, and Lighting Plants rebuilt in our Works and are all guaranteed tested on load before despatch Write for price list and state your requirements.

ELECTRADIX RADIOS

Dept. A, 214 Queenstown Road, London, S.W.3
Telephone: MACaulay 2159

GALPIN'S

ELECTRICAL STORES

408, HIGH ST., LEWISHAM, S.E.13

Tel.: Lee Green 0309. Nr. Lewisham Hospital.
TERMS: CASH WITH ORDER. NO C.O.D.
All goods sent on 7 days' approval against cash.
EARLY CLOSING DAY THURSDAY

METAL RECTIFIERS, suitable for 6/12/24 volts at 10 amps charging with the correct transformer, complete with TX, 97/6 each, or Rectifier only, 35/- each.

1,000 WATT AUTO WOUND VOLTAGE CHANGER TRANSFORMER, tapped 0/110/200/230/250 volts, £5/15/- each, carriage 4/6.
MAINS TRANSFORMERS (NEW), suitable for spot welding, input 200/250 volts, in steps of 10 volts, output suitably tapped for a combination of either 2/4/6/8/10 or 12 volts 50/70 amps, 95/- each, carr. 7/6.

MAINS TRANSFORMERS (NEW), 200/250 volts input in steps of 10 volts, output 0, 6, 12, 24 volts 6 amps, 42/6 each, post 1/6. Another as above but 10-12 amps, 55/- each, post 1/6; another, as above, but 25/30 amps, 75/- each, carriage 3/6; another, input as above, output 0/18/30/36 volts 6 amps, 47/6 each, post 1/6.

MAINS TRANSFORMERS (NEW), input 200/250 volts in steps of 10 volts, output 350/0/350 volts, 180 m/amps, 4 volts 4 amps, 5 volts 3 amps, 6.3 volts 4 amps, 45/- each, post 1/6; another 350/0/350 volts 180 m/amps, 6.3 volts 8 amps, 0/4/5 volts 4 amps, 45/- each, post 1/6; another 500/0/500 volts 150 amps, 4 volts 4 amps C.T., 6.3 volts 4 amps, C.T., 5 volts 3 amps, 47/6 each, post 1/6; another 425/0/425 volts 160 m/amps, 6.3 volts 4 amps, C.T. twice 5 volts 3 amps, 47/6 each, post 1/6.

TRANSFORMERS SPECIALLY MADE TO ORDER, delivery 72 hours from date of order. Please let us quote you.

MAINS TRANSFORMERS, 200/250 volts input, output a combination of 6, 12, 18, 24, 30, and 36 volts at 6 amps, 45/- each, post 1/6.
METERS, Moving Coil, 10 to 14 amps, 18/6 each. Ditto, Moving Iron, suitable for A.C. 0 to 30 amps. 25/- each. Another moving coil, 100 to 250 amps. D.C., 35/- each, all 4in. scale. (Others in stock, please state your requirements.)

12/24 VOLT RECTIFIERS at 4 amps., with suitable Mains Transformer, 200/230 volts input, 55/- each, except 12/24 volts.

MAINS TRANSFORMERS, input 180/250 volts, output 435/0/435 volts, 250 m/amps, 6.3 volts 10 amps, 6.3 volts 8 amps, 6.3 volts 8 amps, 5 volts 6 amps, 65/- each; another, input as above, output 4,000 volts 2 1/2 m/amps, 4 volts 1 amp, 2 volts 2 amps, 45/- each.

SMOOTHING CHOKES, 4 henries, 250 m/amps, D.C. resistance 120 ohms, 12/6 each.
CONDENSERS, 0.1 mfd., 6,000 volts working, 6/6 each.

LARGE STUD TYPE DIMMER RESISTANCES, 10 ohms, 9/18 amps, 32 studs, 35/- each.

3 KILOWATTS DOUBLE-WOUND VOLTAGE CHANGER TRANSFORMERS, 110/230 volts or vice-versa, as new, weight approx. 100 lb., £12/10/- each, carriage forward.

ELECTRIC LIGHT CHECK METERS, useful for subletting, garages, etc., all for 200/250 volts A.C. mains, 5 amp. load, 19/- each; 10 amps, 22/6; 20 amps, 27/-; 25 amps, 32/6; 40 amps, 38/6; 50 amps, 46/6; and 100 amps, 57/6 each, all carriage paid.

6 or 12 VOLT RECTIFIERS at 4 amps output, complete with suitable transformer, 200/230 volts input, 45/- each, post 1/6.

MAINS TRANSFORMERS, 200-250 volts input, output 400/0/400 volts, 280 m/amps, 6.3 v. 8 a., 2 v. 3 a., 5 v. 3 a., 4 v. 2 a., 4 v. 2 a., the last two heaters insulated at 8,000 volts, 85/- each; another 200/230 volts input, output tapped 0, 9, 18 volts at 4 amps, 25/- each, post 1/6.

D.C. MOTORS, 230 volts, .3 h.p., 3,000 r.p.m., in good condition, £3/5/- each; ditto Fan Motors 230 volts D.C., 20/- each; 110 volts D.C., 17/6 each.

MAINS TRANSFORMERS, input 200/250 volts, output 45/50 volts, 70 amps, suitable for arc welding, £15 each; another 70 volts, 50 amps, £15 each.

EX.-W.D. U.S.A. HAND GENERATORS, less winding handle, output 425 volts at 110 m/a., at 6.3 v., 2 1/2 amps, complete with smoothing, 30/- each, carriage 2/6.

ROTARY TYPE RESISTANCES, stud S/arm type 10 ohms 3 amps, 17/6 each. (Other types in stock, please ask for quotation.)

SITUATIONS VACANT

DESIGN draughtsman (research) required: varied work involving drawing, analysing performance and developing precision apparatus from engineers' sketches; opportunity to rise to status of development engineer for man with proven ingenuity and sound critical faculty. **APPLY** in writing, giving age, previous experience and salary required, to Personnel Department, Kelvin & Hughes, Ltd., New North Rd., Barkingide, Essex. [1577]

DRAUGHTSMEN experienced in radio and television receiver design (and small mechanical details) able to prepare drawings for mfr. of prototype equipment.—Apply in writing to Employment Manager, Ferguson Radio Corp., Gt. Cambridge Rd., Enfield, Middx. [1568]

EXPERIENCED fault-finders wanted by Midland manufacturers of radio equipment; permanent posts located in the Midlands are offered to men with experience of radar, radio control, V.H.F. equipment.—Write, stating fully, experience and salary required, to Personnel Manager, Box 7632. [1414]

ELECTRONIC engineers required for test and inspection of experimental and prototype equipment; applicants should have sound technical knowledge with wide practical experience.—Please apply in writing with full details to Personnel Dept., ED/115, E.M.I. Eng. Dev., Ltd., Hayes, Middx. [1553]

TECHNICAL writer (male or female) required in the N.W. London area by one of the leading radio manufacturers; applicants should have had previous experience in this field; men will be offered £50-£650 per annum, according to qualifications and experience.—Write, giving full details, to Box 8666. [1589]

TELEVISION field service engineers required by large company, particularly for the Midlands, West Country and Hants; permanent, progressive positions offered to suitable applicants willing to move to required areas; must have clean driving licence.—Give full particulars in confidence to Box 8562. [1566]

RADIO and radar testers: first-class men required for work on V.H.F. communication gear and Government contracts for radio and radar equipment by Midland manufacturers; men with wide experience of fault finding in any of the fields mentioned should write, giving full details to Box 7631. [1413]

RAPIDLY expanding department of large Wolverhampton firm requires several energetic electronic and electromechanical engineers, preferably with experience of industrial instrumentation and servo mechanisms; degree or equivalent standard preferred for senior posts; expenses for attending for interview refunded.—Box 8634. [1585]

DEVELOPMENT engineer required by E.M.I. Engineering Development, Ltd., applicants must have sound basic training in electronics with experience in design of equip. incorporating servo mechanisms; the post carries a good starting salary and prospects.—Apply in writing with full details to Personnel Dept., (ED/124), E.M.I. Eng. Dev., Ltd., Hayes, Middx. [1570]

DECCA RADAR, Ltd., invites applications from young graduate scientists and engineers with good Honours degrees; the posts offer first-class careers with excellent prospects in radar engineering; British Nationality essential. "Only Candidates who have completed their National Service need apply."—Apply, Ref. CPH/1, Decca Radar, Ltd., Research Laboratories, 2, Tolworth Rise, Surbiton, Surrey [0246]

RADAR Systems Engineers.—Decca Radar, Ltd. have a number of senior and junior posts available for radar systems engineers in the Tolworth Laboratories; Candidates must be willing to travel when required and be of British Nationality; Preference will be given to candidates who have H.N.C. or equivalent and who have had experience on the field trials and maintenance of radar equipments; the chances of rapid advancement are good. "Only Candidates who have completed their National Service need apply."—Apply, Ref. CPH/B, Decca Radar, Ltd., Research Laboratories, 2, Tolworth Rise, Surbiton, Surrey. [0248]

MINISTRY OF SUPPLY, A.E.R.E., Harwell, requires engineers and physicists in Electronics Division for duties ranging from fundamental research on circuitry and the physics of nuclear radiation detectors to devising and developing (often in collaboration with industry) electronic devices for atomic energy projects; both small and large scale electronic engineering involved, with ample scope for originality. Duties mainly involve research on circuitry, but opportunities will occur for work on project engineering. Qualifications: Minimum of 1st or 2nd class honours degree, or equivalent, in physics or elec. eng. Appointment according to age and experience as: Principal scientific officer (min. age 31), £1,033-£1,377; Senior Scientific Officer (min. age 26), £781-£980 (for above grades at least 3 years post-graduate experience required). Scientific Officer, £417-£675; women somewhat less. appointments unestablished: F.S.S.U. benefits may be available; houses available with reasonable period for successful candidates, if married.—Application forms from M.L.N.S., Technical and Scientific Register (K), 26, King Street, London, S.W.1, quoting A195/53/A. Closing date September 12, 1953. [1633]

TELE-RADIO (1943) LIMITED

BRAND NEW GUARANTEED METAL RECTIFIERS

Volts	Amps.	F/Bridge ...	
12	0.6	"	5 6
12	1	"	6 6
12	1.5	"	8 9
12	3	"	12 6
12	4	"	15 0
12	6	"	18 6
12	10	"	£1 15 0
6	1	"	6 6
6	2	"	8 9
6	3	"	10 6

Discounts in relation to the above
12—5%, 25—10%, 50—20%.

Metal Rectifiers can be built to your requirements. Enquiries invited.

RMI-125v.	60mA H/wave	5 3
RM2-125v.	80mA	5 9
RM3-125v.	100mA	7 0
RM4-250v.	250mA	£1 1 0
K3/25	1mA	5 8
K3/40	1mA	7 6
K3/45	1mA	8 2
K3/50	1mA	8 8
K3/100	1mA	14 8
K3/160	1mA	£1 1 6
36EHT35	2mA	19 1
36EHT40	2mA	£1 1 6
280v.	80mA	10 6
T15D133	Bridge 12 v. 100 mA.	5 4
T15D970		

TRANSFORMERS.

Ellison CT109—	4v. to charge at 2 v.	
	9v. to charge at 6v.	
	18 v. to charge at 12v.	
	at 2 amps. ...	£1 1 0

Ellison T68—	6.3v., 4v. at 4 amps. ...	19 6
---------------------	---------------------------	------

Ellison SP70—	12v. tapped at 6.3v. at 3 amps ...	£1 1 0
----------------------	------------------------------------	--------

Douglas LT Transformer—	3v., 4v., 5v., 6v., 8v., 9v., 10v., 12v., 15v., 18v., 20v., 24v., 30v. at 2 amp.	£1 2 6
--------------------------------	--	--------

Ellison FT51—	6.3v. 1.5 amp. ...	9 0
	6.3v. 3 amp. ...	10 6

189 Edgware Rd., London, W.2

'Phone: PAD. 4455/6

Shop Hours: Mon.-Sat. 9 a.m.-6 p.m.
Thursday, 9 a.m.-1 p.m.

Most types of coil winding undertaken. Very quick deliveries, small or large quantities. Transformers, Chokes, Solenoids, Relay Coils, etc., wound on your own bobbins or formers for your own assembly. Impregnating (varnish) on all work done if required. Best quality material used. Single prototypes made to high standards, regulation and coil running, etc.

FOR CATHODE RAY TUBE FAILURES.

Special low capacity secondary winding for Heater/Cathode shorts to restore picture after this fault has occurred. All Primaries tapped, framed and tag panelled, 200/250. 2 v. at 2 a., 4 v. at 2 a., 6.3 v. at 2 a., 10.8 v. at 0.3 a., at 29/6 each.

T.V. HEATER TRANSFORMER, 200/250.

6.3 v. at 7 a.-0.2-6.3 v. at 2 a., at 19/6.

T.V. AUTO TRANSFORMER. 0-190-210-230-240 v.

6.3 v. at 7 a.-0.2-6.3 v. at 2 a., at 27/6.

T.V. FRAME TRANSFORMER. 60 H.

magnetic deflection suitable for most home-constructed sets, at 15/6.

NORTHERN TRANSFORMER CO.

215 BARKEREND ROAD, BRADFORD, YORKS.

MORSE CODE Training



COURSES FOR BEGINNERS AND OPERATORS, also a **SPECIAL COURSE** for passing the G.P.O. Morse Test for securing an **AMATEUR'S TRANSMITTING LICENCE.**

Send for the **Candler BOOK OF FACTS** It gives details of all Courses **Fees are reasonable.** Terms: **Cash or Monthly Payments.**

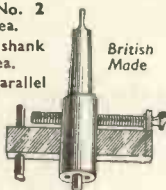
THE CANDLER SYSTEM CO. (55W) 52b ABBINGDON RD., KENSINGTON LONDON, W.8

Candler System Co., Denver, Colorado, U.S.A.

THE NEWEST TREPANNING PARALEX adjustable FLY CUTTER

- PLM Morse Taper No. 2 cap. 1 1/2-6 1/2 in. 27/- ea.
- PLX 1/2 in. parallel shank cap. 1 1/2-6 1/2 in. 21/- ea.
- PL 7/16 in. or 3/8 in. parallel shank cap. 1-4 in. 16/- ea.

With 18% Tungsten Highspeed Toolbit.



British Made

Send for illustrated

Folder to the Manufacturers:

LUDFRY LTD. 189, Wardour Street, London, W.1. Tel.: GERrard 2291.

SITUATIONS VACANT

TEST engineers are required to assist in the production of a variety of precision electronic laboratory instruments; previous test department experience essential (preferably in connection with electronic measuring instruments); salaries in the range of £440-£520 p.a. according to qualifications and experience.—Apply stating full details to the Chief Engineer, Fuzehill Laboratories, Ltd., Boxham Wood, Herts. [10244]

ENGINEER required by well-known firm of mechanical and electrical engineers in West London, to take responsibility for development work on H.F. heating techniques and their application to production; H.N.C. or equivalent qualification and some practical experience in this field desirable; salary £550-£700 p.a. according to age and experience; pension scheme, good opportunities for advancement.—Box 8405. [1554]

SENIOR and junior engineers required for responsible work in radio and television laboratories; applicants for senior position should be able to undertake development work with minimum supervision; excellent conditions and salary available for applicants who are accepted.—Apply in first case to Personnel Manager (Dept. R.D.), McMichael Radio, Ltd., Wexham Rd., Slough. Applicants must be of British Nationality. [1527]

THE ENGLISH ELECTRIC Co. Ltd., Luton. have a vacancy for a designer of low power (up to 1 k.w.), low frequency transformers and chokes; previous experience very desirable and applicant should be thoroughly familiar with winding and impregnation processes; varied interesting work involving development of a number of designs for small quantities.—Apply quoting Ref. No. 1137 to Dept. C.P.S., 336/7, Strand, W.C.2 [1444]

B.E.C. requires engineer for research into microphones, loudspeakers and other audio-frequency developments; degree or equivalent electrical engineering/physics essential; knowledge electrical communication, music; based Kingswood, Surrey; starting salary £900 (higher if qualifications exceptional) rising by annual increments to £800 max.—Applications to Engineering Establishment Officer, B.E.C., London, W.1, within 7 days. [1562]

E.M.I. ENGINEERING DEVELOPMENT, Ltd. have two vacancies for electronic engineers for development work on car radio and magnetic tape recording equipment; applicants should have sound, basic training in electronics with experience in the design and development on kindred equipments; positions offer good salaries and prospects.—Please apply in writing to the Personnel Dept. (ED/125), E.M.I. Engineering Development, Ltd., Blyth Rd., Hayes, Middx. [1571]

ENGINEER or physicist with experience of problems associated with the design of electronic tubes is required for interesting development work in this field; applicants should have a degree in Physics or equivalent qualifications; vacancies also exist for assistants.—Please write with full details to Personnel Dept., quoting ED/126, E.M.I. Engineering Development, Ltd., Blyth Rd., Hayes, Middx. [1424]

BELLING & LEE, Ltd., Cambridge Arterial Rd., Enfield, Middlesex, require research assistants in connection with work on electronic components, fuses, interference suppressors and television aerials; applicants must be graduates of the I.E.E. or possess equivalent qualifications, together with similar laboratory experience; salary will be commensurate with previous experience; 5-day week; contributory pension scheme.—Applications must be detailed and concise, and will be treated as confidential. [10230]

McMICHAEL RADIO, Ltd. require senior and junior engineers in their equipment division laboratory at Slough; training and experience in the field of applied electronics (including communications) and experience of working with Government Departments are the chief qualifications required.—Write, stating age and full details of training, qualifications and experience, to the Chief Engineer, Equipment Division, McMichael Radio, Ltd., Slough, Bucks. [10198]

ELECTRONIC development engineers required for work in laboratory on instrumentation, industrial electronics and guided weapons; must have sound knowledge and experience of electronics and be capable of working on own initiative; salaries up to £1,900 p.a. depending on experience, excellent opportunities for capable men to progress in rapidly expanding organisation.—Apply Technica, Director, Whiston Electronics, Ltd., 1, Park Road, Hampton Hill, Middx. Tel. Molesey 2985. [1644]

TRANSFORMER manufacturers in South West Eng. and have a vacancy for a Chief Inspector to cover all branches of the Company's activity including stamping, mass production domestic and special purpose, transformer divisions. Applicants should have a sound knowledge of physics and good experience in mechanical and electrical fields, and also decided administrative ability. Salary will be dependent upon the applicant's experience and ability, and on whether the Company provides accommodation, but will in any case be commensurate with the responsibilities of the position, which is of a permanent and progressive nature.—Apply, in strict confidence, giving full details of age, experience, etc., to Box 9820. [1582]

NEW G.E.C., S.T.C. AND "WESTALITE" SELENIUM RECTIFIERS. Largest L.T. range in Great Britain. Latest Current Products. NOT Surplus.

CURRENT PRICE LIST

S.T. & C. E.H.T. K3/15, 4/5; K3/45, 8/2; K3/50, 8/8; K3/100, 14/8.
BRIDGE CONNECTED FULL WAVE.
 17 v. 1.2 a., 16/4; 1.6 a., 26/-; 2.5 a., 29/-; 3 a., 30/-; 4 a., 34/6; 5 a., 37/6, all post free.
 33 v. 0.7 a., 24/3; 1 a., 28/-; 1.5 a., 45/-; 2 a., 51/-; 3 a., 52/-; 4 a., 62/-; 5 a., 67/-; all post 1/-.
 54 v. 1 a., 38/6; 1.5 a., 62/-; 2 a., 69/-; 3 a., 70/-; 5 a., 93/-; 72 v. 1.5 a., 78/-; 2 a., 81/-; 3 a., 92/-; 5 a., 122/-; 100 v. 1.5 a., 112/-; 2 a., 128/-; 5 a., 174/-; all post 1/2.
BRIDGE CONNECTED HEAVY DUTY 7 1/2 in. SQUARE COOLING FINS. 17 v. 6 a., 49/6; 10 a., 56/-; post 1/6.
BRIDGE CONNECTED HEAVY DUTY Funnel Cooled, also 7 1/2 in. SQUARE COOLING FINS. Revised price, same both types. 17 v. 12 a., 102/-; 20 a., 118/-; 30 a., 164/-; 50 a., £12/15/-; 33 v. 6 a., 91/-; 10 a., 104/-; 12 a., 168/-; 20 a., 188/-; 54 v. 6 a., 120/-; 10 a., 142/-; 72 v. 6 a., 154/-; 10 a., 178/-; 100 v. 6 a., £11; 10 a., £12/15/-; all post 1/10.

"WESTALITE" (BRIDGE), 12-15 v. D.C., 1.2 a., 15/10; 2.5 a., 27/8; 5 a., 31/9; 10 a., 54/6; 20 a., 99/6; 30 a., 144/10; 50 a., 257/-; 24 v. 1.2 a., 15/10; 2.5 a., 27/8; 5 a., 51/-; 10 a., 92/7; 20 a., 176/2; 36 v. 1.2 a., 27/8; 2.5 a., 51/-; 5 a., 69/10; 10 a., 130/9; E.H.T. RECTS, 14D, 134, 22/-; 36 E.H.T. 60, 31/10, all post extra.

Wholesale and Retail

T. W. PEARCE

66 GREAT PERCY STREET, LONDON, W.C.1
 Off Pentonville Rd. Between King's Cross and Angel

YOUR METER DAMAGED?



Leading Electrical Instrument Repairers to the Industry
 Contractors to The Ministry of Supply
 Repairs by skilled craftsmen of all makes and types of Voltmeters, Ammeters, Microammeters, Multirange Test meters, Electrical Thermometers Recording Instruments, etc. Quick deliveries—for speedy estimate send defective instruments by registered post to:—

L. GLASER & CO.

Electrical Instrument Repairers
 96-100 ALDERSGATE STREET, E.C.1
 (Tel.: MONarch 6822)

INSTRUMENT CASES

Size: 8" x 7 3/8" x 4 3/4"
Aluminium 25/-
Steel 20/-
 Post & packing 1/6d. extra
 Available in sizes to 12" x 12" x 4 3/4"
 Various finishes

Send for List
SUTTON GOLDFIELD ELECTRICAL ENGINEERS
6 High Street WALSALL, phone: 4962



HIGH-FIDELITY Amplifiers such as our own "N.S.P." models are naturally on their very best behaviour when the ancillaries... motor, pickup, speaker, etc. . . . are of comparable excellence. We can confidently recommend the following—available by return post from our stocks of high-quality components:

- CONNOISSEUR 3-speed Deck**..... £21 17 3
- GOODMANS SPEAKERS**
- Axiom 150 Mk. 2..... £10 5 6
 - Axiom 60..... £8 12 6
 - Axiom 101..... £6 12 1
 - Axiom 102..... £9 18 1
- WHARFEDALE SPEAKERS**
- W.12.CS..... £9 15 0
 - Golden 10 C.S.B..... £8 6 7
 - Super 5 and 8 CS/AL..... £6 13 0
 - Bronze 10in..... £4 12 9
 - Bronze Bin..... £3 4 0
- ACOS PICK-UPS**
- G.P.20 (Std. or L.P.)..... £3 6 1
 - Spare heads for above..... £2 0 0
 - G.P.30 L.P./Std..... £3 6 1
- DECCA**
- XMS Magnetic..... £6 9 5
- B.S.R. PLAYERS**
- 3-spd. (Crystal T/O. hds.)..... £9 4 11
 - 3-spd. (with 2 GP20 hds.)..... £10 8 8
 - 3-spd. (with 2 Decca hds.)..... £12 17 8
 - 3-spd. Auto-mixer..... £16 10 3

- GARRARD AUTOCHANGERS**
- R.C.80, less Head..... £15 3 3
 - R.C.75A, less Head..... £13 10 0

- HIGH-FIDELITY FEEDERS**
- VARIABLE SELECTIVITY, 3-BAND, £16/10/0**
- SUPERHET, L.M.S., £12/14/0**
- S/H PRE-SET, 3-STATION, £8/4/0**
- T.R.F. PRE-SET, 3-STATION, £7/0/9**
- N.S.P. PRECISION SCRATCH FILTER, 5/9/6**
- REMOTE CONTROL & PRE-AMP UNIT**
- Voltage gain of 10. Independent bass and treble controls. LP correction and V/C with on/off switch. Ideal for W/W and Williamson amps. Completely enclosed. Size 1½ by 3¼ by 3in. £5/7/6.

NUSOUND PRODUCTS LTD.
(Dept. W9) 136 WARDOUR STREET, LONDON, W.1. Tel.: GERard 8845
Hours of business: 9 a.m.—5.30 p.m.
Saturdays 9 a.m.—1 p.m.

THE
CHAFFEY
CABINET COMPANY

for
High Class, Hand Made
Cabinetwork,
and
Mass production in moderate
quantities at competitive
prices.

50a, CHELTENHAM RD., LONDON, S.E.15

SITUATIONS VACANT

MURPHY RADIO, LTD., have a vacancy in their test instrument laboratory for a senior engineer to undertake the design and development of all types of production and laboratory test equipment. Applicants should possess a degree, H.N.C. or equivalent, and preferably have had a few years' practical experience in this type of work.—Apply to Personnel Department (T.I.1), Murphy Radio Ltd., Welwyn Garden City, giving full details of experience and qualifications. [1580]

ELECTRONIC engineer, aged 25-30, with ordinary national certificate or equivalent, required by The Morgan Crucible Co., Ltd., in its instruments laboratory; preference will be given to applicants possessing a wide industrial experience; position is permanent and pensionable; staff canteen on premises with all welfare and recreational facilities; 5-day week; write, giving details of age, experience, qualifications and salary required, to the—Staff Manager, Battersea Church Rd., S.W.11. [0199]

ELECTRICAL component manufacturers in Wiltshire have a vacancy for a young and energetic Material Controller to take charge of this section and to train for the ultimate position of buyer; the applicant should be well educated, and have had good experience in the industry and should have decided commercial ability. Salary according to experience and ability, unfurnished self-contained accommodation being provided without charge on establishment.—Apply, in confidence, with full details and present salary, to Box 8619. [1581]

BELLING & LEE, Ltd., wish to appoint a working chief for their type-test laboratories; these are fully equipped for testing electronic components to R.I.C. and R.C.S. specifications, and the applicant must have had experience in this field; this is a permanent position with wide scope for the right man; salary will be in accordance with experience and qualifications, details of which will be treated confidentially; contributory pension scheme.—Secretary, Cambridge Arterial Rd., Enfield, Middlesex. [0231]

RADIO (Meteorological) Mechanics required by meteorological office; qualifications: basic knowledge of radio and radar and experience in maintenance/operation of radar equipment including oscilloscopes; successful applicants serve in U.K. and overseas; commencing London wage £7/17/6 at age 25 or over, rising annually to £9/10/6; deduction of 3/- for each year below 25; overtime, night duty allowances, etc.; promotion prospects.—Apply to Borough Employment Exchange (Dept. W.W.3), 256, Waiworth Rd., London, S.E.17. [1518]

A MALE graduate research physicist is required by British Cellophane, Ltd., Bridgewater, Somerset. Applicants should have a thorough knowledge of or some previous experience in electronics and radio-active isotopes, and be between about 25 and 40 years of age. The post is concerned with the design and construction of apparatus for experimental work in connection with the manufacture of cellulose film. The salary will be according to age, qualifications and experience.—Address applications to the Personnel Officer, quoting Ref. No. W.W. R.20. [1609]

THE GENERAL ELECTRIC CO., LTD., Brown's Lane, Coventry, requires Senior and Junior Electronic Development Engineers for work on Guided Weapons and like projects, particularly in the field of Microwave and Pulse Applications; Mechanical Development Engineers, Designer Draughtsmen and Draughtsmen, preferably with experience of radar type equipments, also required for the above projects; salary according to qualifications and experience; houses available to selected senior staff.—Apply by letter stating age and experience to the Personnel Manager (Ref. R.G.). [0259]

ADMIRALTY, Royal Naval Scientific Service, Engineers and Physicists (particularly with electronics) required for appointments in (a) Senior Scientific Officer and Scientific Officer grades (Ref. A246/52A), and (b) Experimental Officer and Assistant Experimental Officer grades (Ref. A247/52A) in Experimental Establishments in London, Portsmouth, Weymouth areas and Scotland. Candidates, British subjects, for (a) must possess first or second-class honours degree in Physics or Engineering, or high professional attainments such as corporate membership of appropriate professional institution with suitable experience and responsibility and for (b) should possess one of following qualifications: University degree in Science, Engineering or Mathematics, Graduate membership of appropriate professional institution, Higher National Certificate, Final Certificate of five-year grouped course in relevant subject at City and Guilds of London Institute or comparable institution, Higher School Certificate with Mathematics, or Science as principal subject or equivalent qualification. S.O.s at least 25 years of age, with at least three years' approved experience. London Salaries (men) £812—£1,022 per annum; S.O.s at least 21 years £440—£707; E.O.s at least 26 years £681—£838; A.E.O.s at least 17½ years £274—£607. Rates for women and posts in Provinces somewhat lower. Starting salaries above minima may be granted according to age and experience. Appointments unrestricted (with F.S.S.U. for S.O. and S.O.) but with some opportunities to compete for established posts.—Application forms, from M.L.N.S., Technical and Scientific Register (K), Almack House, 26, King St., London, S.W.1, quoting appropriate reference. [1550]

ANew DEAL FOR MAIL ORDER SHOPPERS!

● QUALITY GOODS
● MONEY BACK GUARANTEE
● SAME DAY DESPATCH



BUILD YOUR OWN RADIO—MIDGET

T.R.F. KIT. We are now able to offer this complete Kit at a greatly reduced price. The valve line up is 6K7 (H.F.), 6J7 (Det.) and 6V6 (Output). The dial is illuminated, and when assembled the receiver presents a very attractive appearance. Coverage is for the medium and long wavebands. Operates on 200/950 volt A.C. mains. Valves, 5in. moving coil speaker, cabinet, punched chassis and everything down to the last nut and bolt is supplied. The Kit is complete in every detail. The Kit can be supplied with a choice of any of three attractive cabinets size 12in. long, 5in. wide by 6in. high, as follows: Either Ivory or Brown Bakelite. Wooden, finished in walnut. Complete and easy to follow point to point, and circuit wiring diagrams supplied. Circuit diagrams available separately if required at 1/-. The complete kit supplied at **£5.15.0** plus packing, carriage and insurance 2/6.



CONSTRUCTOR'S PARCEL

We can supply the basic parts to help you. Most radio enthusiasts have stocks of small components such as condensers, resistors, valves, etc., around their workroom. For those people we supply a special constructor's parcel of the main components to enable them to build a set to their own circuit. This parcel consists of: Cabinet (Bakelite) in Ivory or Brown. Or wooden (as above), 17/8, plus c. & 2/6. Punched chassis, 3 valve T.R.F., 3/9. Dial front plate, 2/6. Dial M. and L. with station names, 1/6. Drum, 1/6. Driving head, 1/6. Double pointer, 4d. Spring, 3d. Chassis fixing brackets, 9d. pr. T.R.F. coils, 180-550v. and 300-200v metres, 5/6 pr. The above items may be purchased separately or as a complete parcel at 31/-, plus p. & c. 2/6.

LIMITED SUPPLIES ONLY

BUILT T.R.F. RECEIVER. This is a built and guaranteed 3-valve plus metal rectifier T.R.F. receiver housed in any of the cabinets described above. The radio is for operation on either A.C. or D.C. mains 200/250 volts. Valve line up: 9D2 (H.F.), 9D2 (Det.) and 12A6 (Output). Waveband coverage medium and long bands. The receiver will work anywhere without external aerial, giving good quality reception and a m p l e v o l u m e. Price **£6.19.6** insurance 3/6.

BEND 2½d. STAMP FOR FREE 28 page LIST

BARGAIN OFFER!

PLESSEY 3-Speed Auto-Changer Unit.

This famous unit incorporates these special features:—

Will play 10in. and 12in. Records intermixed. Latest turn-over pick-up head with separate sapphire stylus for L.P. and Standard Recordings. Either head can be brought into use by simply turning a switch. Height above Base Board 5½in. Below Base Board 2½in. Overall dimensions of Board required 16in. x 12½in. **BRAND NEW in manufacturers' carton, complete with instructions £11.** Limited quantity only available at **£11.** (Normal List Price £23.0.0.). Plus 5/- pkg. carr., ins.

MAINS NOISE SUPPRESSOR KIT

Consisting of 2 specially designed chokes and 3 condensers. Extremely effective, cuts out all mains noise. Can be assembled in existing receiver or separately as desired. Complete with circuit **5/9** Plus 1/- diagram.

LOUDSPEAKERS (3 ohms impd.)

- PLESSEY 6in. dia., 13/6. PLESSEY 8in. dia., 13/6.
- ELAO 5in. dia., 12/6; 10in. dia., 22/6. TRUVOX 12in. dia., 59/6, plus 1/6 pkg./carr.

FILAMENT TRANSFORMERS


6.3 v. 1½ amp. 5/11; 6.3 v. 3 amp. 8/11; 6.3 v. (with 4 v. and 2 v. Tappings) 1½ amp. 7/6. All plus 1/- p.p.

MINIATURE I.F. TRANSFORMERS

465 Kc/s. Iron core permeability tuned. Dimensions: 2½in. high, ¾in. square., 8/11 pair.

TERMS OF BUSINESS: Cash with order; all orders for small items totalling over £2 post free unless otherwise stated.

BARTON'S (Radio)
(Dept. WW), 34, MONTELIER Rise, LONDON, N.W.11
Telephone: MEAdway 1733



TAPEMASTER RECORDING COMPONENTS
Suitable for use with either Hartley or Culpites circuits. Retail

- JUNIOR MODEL.** Play/record, imp. 3,000 ohm at 1 Kc. Erase ... at each **£1 19 6**
- SENIOR MODEL.** Play/record, imp. 5,500 ohm at 1 Kc. Erase ... at each **£2 5 0**
- Oscillator Coil in can each **10 6**
- Oscillator Unit, incl. coil and 6V6GT valve each **£2 5 0**

TAPEMASTER MAGNET FEATURES. Electrically balanced to ensure low "hum" level. Play/Record Model with .0005in. gap ensuring max. top response. Beryllium Copper, non-magnetic gapping. Mu-metal cores for Play/Record models. Track width, Play/Record, .082in., Erase .110in. To match for tracking. Bias frequency 45 Kc., exactly matching Tape-master oscillator units and coils. Output 10 mV. Recording level, 15-20mV. With optimum bias, recording level and suitable correction of Amplifier response in frequency equals tape speed in inches/sec. Full instructions included for oscillator units and amplifier circuits.

AVAILABLE FROM ALL GOOD
RADIO DEALERS.

WINTER TRADING CO. LTD.
6, HARROW RD., LONDON, W.2.

QUALITY TELEVISION COMPONENTS



Scanning Coils
6/10 Kv. E.F. E.H.T. Units
E.H.T. and Output Transformers
Line fly-back E.H.T. Units
SEND FOR ILLUSTRATED LIST
(PUBLICATION 75)

HAYNES RADIO LTD.
Queensway Enfield Middlesex

COAXIAL RELAYS
BRITISH PATENT No. 677316



NEW HIGH SPEED SENSITIVE A.C. & D.C.



MULTIPURPOSE. SOLENOID MAGNET. CONTACTS 250 VA. UP TO 6 PDT.

We wish to contact British Firm for manufacture under licence for Great Britain, France and U.S.A.

H. KUHNKE, G.M.B.H. MALENTE/GERMANY

SITUATIONS VACANT

ENGINEER required to undertake the development of electronic instruments; the successful applicant must be capable of working substantially on his own initiative; salary will be in accordance with qualifications and experience; degree or equivalent preferred. Apply in writing to Advance Components Ltd., Balcroath Rd., Shernhall St., London, E.17. [1479]

STANDARD Telephones and Cables, Ltd., North Woolwich, London, E.16, have vacancies in the line transmission laboratory for one senior and one junior engineer or physicist to specialise on the development of coils, filters and equalisers covering the whole of the Telecommunications frequency range. Applicants should have an electrical engineering or physics degree and, for the senior position, experience in the above field; initial salary according to qualifications and experience. The positions are progressive and pensionable.—Apply Personnel Manager. [1632]

B.E.C. requires limited number of engineers (minimum age 21) of British Nationality for operation and maintenance duties at transmitter studio, recording and television centres; must be willing to serve anywhere in the U.K.; essential qualifications include University Degree, Higher National Cert. or equivalent in electrical engineering, Grad. Brit. I.R.E. with maths, or C. & G. Final Cert. in telecomm.; promotion prospects, salary £500 with increments to max. £865.—Applications to Engineering Establishment Officer, B.E.C., London, W.1. [1599]

DECCA RADAR, Ltd., invites applications from young engineers who are interested in radar as a career and who have taken or are engaged in taking their H.N.C.; the posts available offer opportunities for undertaking intensive development work over a wide field of radar, microwave link, and associated techniques; the chances of rapid advancement are good for men of ability; British Nationality essential; suitable candidates with no radar experience may be accepted for training.

Only Candidates who have completed their National Service need apply.—Apply, CPH/A, Decca Radar, Ltd., Research Laboratories, 2, Tolworth Rise, Surbiton, Surrey. [0247]

DECCA RADAR, Ltd., invites applications from experienced microwave engineers to join the company in its extensive work in a wide field of microwave link and radar development; the company offers excellent starting salaries and first-rate opportunities for men to exploit their initiative and to rise rapidly to responsible posts; graduates without industrial experience who are prepared to undertake intensive training are also invited to apply for junior posts; applicants must be of British nationality; Only Candidates who have completed their National Service need apply.—Apply in writing quoting ref MW 42—Research Director, Radar Laboratory, 2, Tolworth Rise, Surbiton, Surrey. [0250]

DEPUTY chief mechanical inspector required by world famous manufacturer of radio and radar equipments in the Home Counties; this is a responsible appointment and applications can only be considered from first-class men of good education and technical qualifications, possessing a sound knowledge of light engineering as applied to the manufacture of electronic equipment; familiarity with machine shop practice, tools and jigs is essential and applicants must be capable of controlling a large A.I.D. approved inspection organisation; this appointment is permanent and pensionable with good prospects.—Applications which will be in confidence should be addressed to Box 8561 quoting ref. IAA. [1565]

THE ENGLISH ELECTRIC Co., Ltd., Luton, wish to extend their present laboratory facilities for study of the effect of environment conditions on guided weapons and their components; applications are therefore invited from SENIOR and junior engineers to direct and carry out this work; a wide variety of electrical, mechanical and physical testing is under consideration and although previous experience of guided weapons is desirable, it is by no means essential; the possession of an engineering or physics degree or similar qualification, coupled with some experience in designing and handling ingenious electrical and mechanical test contrivances would form a satisfactory qualification.—Please write, stating age, experience and qualifications and salary required to Dept. C.P.S., 336-7, Strand, W.C.2. quoting Ref. 1149. [1572]

ADMIRALTY Naval Ordnance Inspection Department requires engineers (Technical Grade III) for inspection and test of electrical and electronic devices and electro-mechanical systems; posts, based on Woolwich, involve visits to firms and establishments in London area. Salary within scale £506 (at age 26) by £20 to £628 (London rates), subject to deduction or additions (up to a maximum of two increments) of £20 for each year by which age falls below or exceeds 26. Appointments initially temporary but with possibilities of establishment and promotion. Candidates, male British subjects of British parentage, must be at least 25 years of age and have served apprenticeship or had equivalent workshop experience followed by appropriate manufacturing experience. Possession of H.N.C., preferably in telecommunications, or equivalent C. & G. qualification an advantage. APPLICATION forms from M.L.N.S. Technical and Scientific Register (K), 26, King Street, London, S.W.1. quoting D300/53A. [1631]

HIGH FIDELITY

FREQUENCY MODULATION

Enjoy the crystal clarity of FM transmissions up to 50 miles from the Wrotham Kent transmitter. Together with the absence of background noise and great power contrast FM offers the ultimate in contemporary speaker music. We make the latest design in receivers and by utilising clever techniques and new components, a high sensitivity with remarkable fidelity is produced. In kit form, wound coils, drilled chassis etc., £7/5/-. coils alone 75/-. Audio Output—2 pin socket—2/10V. Input—coaxial socket—from 5ft. horiz. dipole. Power Requirements—6.3V. and 220V. 28M.A.

Price £11/17/6

Trade enquiries invited.

Demonstrations: 3-4.30 p.m. daily, except Fridays.
BEL SOUND PRODUCTS CO.,
Marlborough Yard, Archway
London, N.19
ARC 5078 Nr. Archway (Northern Line) Underground.

BRASS, COPPER, DURAL, ALUMINIUM, BRONZE
ROD, BAR, SHEET, TUBE, STRIP, WIRE
3,000 STANDARD STOCK SIZES
No Quantity too Small List on application
H. ROLLET & Co., Ltd.
6 Chesham Place, S.W.1. SLONE 3463
ALSO AT
LIVERPOOL · BIRMINGHAM · MANCHESTER

Easco RECTOSTAT
REGISTERED TRADE MARK

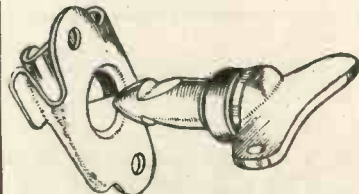
HOME BATTERY CHARGERS
2 Amp. 2-6-12 Volt A.C. Mains
Price 25.19.6



EASCO ELECTRICAL LTD.
6/8 BRIGHTON TERRACE,
LONDON, S.W.9
Telephone: BRIXTON 4961-2-5

ODDIE FASTENERS

PAT. 507249



THE FASTENER WITH ENDLESS APPLICATIONS—SIMPLE—POSITIVE SELF-LOCKING. MADE IN A VARIETY OF TYPES AND SIZES. SPECIAL FASTENERS TO SUIT CUSTOMERS REQUIREMENTS. WIDELY USED IN THE RADIO INDUSTRY.

Illustrated brochures and other information will be gladly sent on request.
DEPT "W.W."

Oddie, Bradbury & Cull Ltd., Southampton
Tel.: 55883. Cables: Fasteners, Southampton

EQUIPMENT FOR THE AMATEUR

As our many satisfied customers know, we have, for years, made a special study of the requirements of the radio enthusiast in building receivers and other equipment under "Home Construction" conditions. To make a satisfactory job, the following are essential requirements:

- Sound, reliable circuits.
- Good practical designs.
- Clear, easily followed instructions and diagrams.
- Trouble-free quality components, easily fitted.
- Simple construction.
- Ease of adjustment.
- Professional finish.
- Minimum of tools.
- Economical to build.

With all these points in mind, we have produced a series of detailed constructional LEAFLETS, especially for the amateur. Based on thoroughly tried and tested circuits these leaflets (priced at 1/6 each, any 2 for 2/6), enable anyone with the minimum of radio experience to build first-class sets and equipment with a fine professional finish.

CONSTRUCTIONAL LEAFLETS NOW AVAILABLE

- | NO. | HOW TO MAKE |
|------|--|
| EL1 | SIGNAL GENERATOR (13 Pre-set frequencies). |
| EL2 | SIGNAL TRACER. |
| EL3 | 5 V. SUPERHETS (two models, A.C. and A.C./D.C.). |
| EL4 | 6 V. SUPERHETS (two models, A.C. and A.C./D.C.). |
| EL5 | FEEDER UNITS (two models, with and without R.F. stage). |
| EL6 | SMALL AMPLIFIERS. |
| EL7 | PUSH PULL, QUALITY, AMPLIFIER |
| EL8 | T.R.F. RECEIVERS (two models). |
| EL9 | ECONOMY SUPERHET (1, 2 or 3 Wavebands, A.C. or A.C./D.C.). |
| EL10 | COIL PACKS 3 models (2 w/and band and gram., 3 w/and band and R.F. and gram.). |

We stock all components for building these designs and profusely illustrated catalogue and list is sent out with all orders and enquiries.

SUPACOILS MAIL ORDER OFFICE,
98, GREENWAY AVENUE, LONDON,
E.17.



LARGE & VARIED stocks of METERS

available for immediate delivery
Special orders executed 7-14 days

ANDERS ELECTRONICS LTD.
91, HAMPSTEAD RD., LONDON, N.W.1
Euston 1639

SITUATIONS VACANT

RADIO-T.V. service engineer for bench, 44-hour week, half day Sat.; write stating experience and salary.—Offer Radio, Surbiton. [1567]

TESTERS required for work on industrial electronic equipment; experience on medium or heavy electrical apparatus; H.N.C. or similar qualifications. WRITE, giving full details of age, experience and salary required, to PHILIPS Balham Works, 45, Nightingale Lane, S.W.12, or Tel. Battersea 8521 for appointment. [1595]

WANTED, radio and automobile electrical engineer; only first-class man considered; good rates of pay and bonus scheme in operation.—Box 7731. [1440]

T.V. engineers required for East London Murphy dealers; good pay, conditions and prospects.—Full information, please to Jay's for Wireless, 380, Commercial Rd., E.1. Ste. 3262. [1605]

YOUNG man wanted for small electrical workshop; slight knowledge of radio or electronics an advantage, but commercial or factory experience not essential; Paddington district.—Box No. B.R., Brockie Haslam & Co., 231, Strand, London, W.C.2. [1637]

EXECUTIVE engineering position available to engineer possessing an engineering degree in tele-communications or associated subject for the design and development of TV receivers; applicants should be fully experienced in the technique of TV design, development and production.—Please write in confidence, giving age, qualifications, experience, and salary desired to Box 8700. [1593]

ADDITIONAL senior and junior engineers are required by a small but progressive firm of electronic instrument manufacturers in Surrey for interesting development work on important projects; applicants should possess a degree in physics, and should have industrial experience and a practical mind; both salary and prospects will be good for the right men.—Apply Box 7928. [1460]

DECCA RADAR, Ltd., requires a senior engineer to take charge of the testing of high-power centimetric radar equipment; previous experience of high-power radar, including receivers and A.F.C. systems, is required; a good salary, commensurate with experience, will be offered to the right man, for whom there are excellent prospects in this progressive and expanding company; please apply giving full details of experience and stating salary required to Ref. F.L.—Decca Radar, Ltd., 1-3, Brixton Rd., London, S.W.9. [0249]

SITUATIONS WANTED

TELECOMS. eng., 31, Grad. I.E.E., 5 yrs. R.A.F. transmitters; 3 yrs. M-Channel dev. 1 yr. pulse, domestic RX and TV service, seeks overseas app., pref. Colonies.—Box 8617. [1575]

SERVICE engineer, Murphy T.V. cert. experience, teleprinter and line equipment, clean licence, desires progressive employment at home or Continent, speak fluent French, married; accommodation desired.—Box 8800. [1625]

BUSINESS FOR SALE AND WANTED
SHOPFITTING company for sale; freehold premises; competent staff and works personnel; near London; admirably suitable for multiple wishing to control own shopfitting.—Box 8635. [1586]

CAPACITY AVAILABLE

A.I.D. approved British subsidiary of well-known American organisation engaged in the whole field of electronics, has capacity available for production, assembly and wiring of electro-mechanical or electronic equipment; highest standards of workmanship and finish.—Box 8118 [1488]

PAINTS, CELLULOSE, ETC.

PAINT spraying handbook 3/6, post free, cellulose and synthetic paints and all spraying requisites supplied; catalogue free.—Leonard Brooks, 53, Harold Wood, Romford. [0207]

PATENTS

PATENT No. 655,773 "Electric Wave Receiver" for sale or licence.—Apply Chatwin & Co., Patent Agents, 253, Gray's Inn Rd., London, W.C.1. [1556]

TECHNICAL TRAINING

CITY & Guilds (Electrical, etc.) on "no pass no fee" terms; over 95% successes; for full details of modern courses in all branches of electrical technology send for our 144-page handbook—free and post free.—B.I.E.T. (Dept. 388A), 17, Stratford Place, London, W.1. [0117]

INDUSTRY needs trained men: send for free brochure giving details of our Home Study Courses in radio, television and all branches of electronics; we prepare students for the A.M.Brit.I.R.E., City and Guilds Telecommunications, R.T.E.B., and other professional examinations; train with the college backed by Britain's largest electronic industry.—Write to E.M.I. Institutes, Postal Division, Dept. WW53 43, Grove Park Rd., London, W.4 (Associated with H.M.V.). [0179]


ALL ITEMS CARRIAGE PAID IN U.K. ONLY

SPECIAL OFFER!

MAINS OPERATED DOOR BELL. At last a door bell without Batteries or Transformers. Operates direct from Mains and Supply. 3in. Magneto type Bell by famous manufacturer completely self-contained. Equally suitable for burglar alarms, etc. 200-250 A.C. Supply only. Unrepeatable at 6/6.


TOGGLE SWITCH. Single hole panel mounting, 250 volt, 2 amp. Single pole changeover on/off. Brand new at 6 for 5/-.

DINGHY TRANSMITTERS. Ex-U.S.A.F. B.C. 778 containing magnificent hand generator, output 28 volt 0.175 amps., 300 v. .04 amps., two valves 12 S.C.7 (V.T.268), 128 A.6 (V.T. 134) with bases. One high quality 0.0005 mfd. variable condenser, 13 fixed condensers, 8 fixed resistors, 3 relays. Small transformer, Morse key, two five-way tag boards. Approx. 100 yds. braided copper aerial wire on spool. Indicator lamps, etc., the waterproof case outside is soiled, but the above contents in perfect condition. Limited quantity. Price 42/6.




FLASHER MOTOR UNITS. Containing small 24 V. D.C. Motor approx. 2 1/4in. x 1 1/4in. and, Reduction Gear Box, driving Cam-operated contacts originally used for flashing lights on Aircraft. Ideal for Flashing Indicator, Illuminators, etc., Motor and Gear Box useful for all types of models. 25/-.

AIR POSITION INDICATOR



Containing a wealth of gears, drives and shafts, 3 infinitely variable gears, lampholders, repeater motors. Veeder counters, has been used by many Universities as a basis of a calculating machine. £27/6.

HIGH PRESSURE REDUCING VALVE. Complete with 0-3,000 lb. per sq. in. pressure gauge. Suitable for compressors, Cylinders of gas, etc. Brand new, 8/6.




FLEXIBLE DRIVES. 4ft, 8/6; 2ft, 4/6. Suitable for small tool remote drives, etc.

MODEL MAKER'S MAINS TRANSFORMER. All purpose low voltage. Input 210/250 Volts. Output 3, 4, 5, 6, 8, 9, 10, 12, 15, 18, 20, 24, 30 Volts. Rating 2 amps. Brand new, fully guaranteed, 24/-.

IMPELLER PUMP. Approx. 20in. long x 2in. dia. Adjustable flange fixing, 2 amps. at 24 v. d.c. or will work on 12 v. at 4 amps d.c. Ideal for bilge pumps or for transferring fuel or water to header tanks. Pump is self-cooled by liquid passing through it. Brand new and boxed 39/6 each.



ACCUMULATOR CUT OUT
24 v. 60 amp. Ex-R.A.F., originally cost over £6 each, suitable for battery charging, etc. Limited quantity at 15/- each.



TERMS—CASH WITH ORDER. NO C.O.D.
SHERMAN'S SUPPLY CO. (W.4)
126, KENSAL ROAD, LONDON, W.10

LONDON CENTRAL RADIO STORES

PHILCO 5-VALVE RECONDITIONED SUPERHETS — UNIVERSAL MAINS —

All thoroughly overhauled at our works. Ready for immediate use and guaranteed in working order.

2-WAVEBAND MODEL £4 0 0

3-WAVEBAND MODEL £6 10 0

Plus 10/6 per set carriage and packing.

SELENIUM FULL-WAVE RECTIFIERS. 80 v. 20 a. Approx. 11 x 6 x 6 in. Weight 14lb. 80/-.

ELECTRO MAGNETIC COUNTERS. Ex-G.P.O., every one perfect, electro-magnetic, 500 ohm coil, counting to 9,999, operated from 25-v. 50-v. D.C., 4 1/2 in. long x 1 1/2 x 1 in., many industrial & domestic uses, 15/-, P. & P. 9d. **VIBRATORS,** 2-volt. Type R78C. 7-pin self-rectifying. Output 200 v. at 60 mA., 7/6, P. & P. 9d.

UNISELECTOR SWITCHES. Have many applications, including automatic tuning circuit selection, etc. Operates on 25-50 v. **Full Wipers,** 3-bank, 19/6. 6-bank, 33/- **Half Wipers,** 6-bank, 27/6. Plus 1/8 P. & P. N.B.—We do not issue lists or catalogues. Carriage charges relate to British Isles only.

23 LISLE ST. (GERARD 2969) LONDON, W.C.2
Closed Thursday 1 p.m. Open all day Saturday.

1132a RADIO RECEIVERS

Ex-Air Ministry - Good Condition

£2. 12. 6 each

Carriage Paid Home.

Advertising Manager, STARAVIA,
Blackbushe Airport, Camberley, Surrey.

THE DESIGN AND DEVELOPMENT

of specialised equipment for
Research and Industry.

DUN (electronics) & CO.,

11 Victoria Gardens, London, W.11. Park 6636

SAMSON'S SURPLUS STORES

Special Offer of Aerial Mast Equipment.

30FT. AERIAL MASTS TYPE 55. Comprising 9 Ashwood sections and 1 metal mast top section with aerial clamp attachment. Complete with Base plate, guys, and rings. Dia. of first section 1 1/4 in. Dia. of top section 1/2 in. Supplied new in makers' transit cases with instructions. 65/-, carr. 5/-.

30FT. AERIAL MAST, R.A.F. TYPE 50. Complete kit consists of 9 tubular steel sections. Length 4ft., dia. 2in. Set of pickets, top plate, guys, and all fittings. Packed in canvas carrying bags. £8/10/-, carr. 7/6.

20FT. AMERICAN SURPLUS TELESCOPIC STEEL AERIAL MASTS. Length closed 6ft. Dia. of first section 1 1/4 in. Dia. of top section 1/2 in. Complete with base, guys, and insulated assembly. £4/10/-, carr. 7/6.

12IN. COPPER PLATED RODS 6t-in type. 50 for 7/6, post 9d.

HEAVY DUTY SLIDING RESISTANCES. 150 ohm 2 amp with very fine knob control. 32/6, post 2/-, 3.4 ohm 12 amp slider control 22/6, post 2/-, 1 ohm 12 amp 12/6, post 1/6. 100 ohm 1 amp 10/6, post 1/6 50 ohm 1 amp 7/6, post 1/6. **TELEPHONE CABLE.**

D 3 single 1 mile drums 55/6, carr. 5/-, HEAVY DUTY L.T. TRANSFORMERS. All Prima. 200-240 volts. Sec. 12 volts 10 amp 22/6, post 2/6. Sec. 6.3 volts 15 amp 19/6, post 1/6. Sec. 4.2+4.2 volts 10 amp 17/6, post 2/6. **ALKALINE BATTERIES.** Large stocks from 10 A.H. to 125 A.H. Let us know your requirements.

169/171 Edgware Road

London, W.2. Tel.: PAD 7851

125 Tottenham Ct. Rd., W.1. Tel.: EUS 4982

All orders and enquiries to our Edgware Road branch, please This is open all day Saturday

TUITION

NOTHING succeeds like success! What we have done a thousand times we can do again for you—see the B.N.R.S. advt. page 151. [0172]

WIRELESS operating; attendance and postal courses. Stamp for reply to Manager, The Wireless School, Manor Gdns., London, N.7. [5901]

FULL-TIME courses for P.M.G. Certs. C.G.L.I. Telecommunications, Radar Maintenance Cert. and B.Sc. (Eng.); prospectus free.—Technical College, Hull. [0111]

SEE the world.—Radio officers urgently required; we train most in shortest period; training fees payable after appointment secured; scholarships available; boarders accepted; 2d stamp for prospectus from Britain's leading college.—Wireless College, Colwyn Bay. [0018]

A.M.I.Mech.E., A.M.Brit.I.R.E.E., City and Guilds, etc., on "no pass-no fee" terms; over 95% successes; for details of exams and courses in all branches of engineering, building, etc., write for 144-page handbook—free—B.I.E.T. (Dept. 387B), 17, Stratford Place, W.1. [0118]

WIRELESS Telegraphy. — Merchant Navy offers to youths 15½ upwards when qualified, lucrative positions as radio officers.—Apply British School of Telegraphy Ltd., 179, Clapham Rd., London, S.W.9. Also postal courses in theory of wireless for P.M.G. Certificates, and Amateur Transmitting Licence. [0124]

THE Institute of Practical Radio Engineers have available home study courses in every phase of radio and television engineering, specialising in the practical training of apprentices in the retail trade; enrolments limited, fees moderate.—The Syllabus of Instructional Text may be obtained post free from the Secretary, I.P.R.E. Fairfield House, 20, Fairfield Rd. Crouch End, London, N.8. [0088]

FREE! Brochure giving details of Home Study Training in Radio, Television, and all branches of Electronics, Courses for the hobby enthusiast or for those aiming at the A.M.Brit.I.R.E.E. City and Guilds Telecommunications, R.T.E.B. and other professional examinations. Train with the College operated by Britain's largest electronic organisation; moderate fees.—Write to E.M.I. Institutes, Postal Division, Dept. WW28, 43, Grove Park Rd., London, W.4 (Associated with H.M.V.) [0001]

WORK WANTED

ELECTRONIC eqpt. made to order, wiring, assay, contractors, prototypes developed.—R.A.E. Mfg. Co., 377, High Rd., London, E.2. [0219]

ELECTRONIC sub-contracts and prototypes, light assembly, wiring testing to specification; priority to Government work.—Enquiries to office, T-H Products, 92, Leathwaite Rd., S.W.11 Bat. 4889. [9729]

WORK wanted, capacity, for toroidal and general coil-winding, also prototype work with or without development.—BEL, General Radio Engineers, Marlborough Yard, N.19, Arc. 5078. [0185]

MANUFACTURERS.—As specialists in all types of sheet metal work for the radio and electrical trade we are able to quote you very keen prices for a high quality job.—Metal Sign & Fixture Co., Ltd., 89, Leopold St., Birmingham, 12. Tel. Vic. 0065. [9962]

BOOKS, INSTRUCTIONS, ETC.

"W.S.," 1943-52, bound; offers.—32, Walton Ave., North Shields. [1638]

LUCKY dip!—Selling collection post-war Amer. diags. and gen.; radios 1/-, TVs 2/-.—Box 8767. [1617]

"WIRELESS WORLD" Feb., '47 to June, '53 inc.—Offers to Ashwell, 31, Phillimore Place, Radlett, Herts. [1559]

FOR sale. 22 bound and indexed volumes of "Wireless World" from 1932 to 1944; also 1950/51, unbound.—H. Norman, Wait's Lane, Tadworth, Surrey. Tel. Burkh Heath 338. [1564]

BOOKLETS "How to Use Ex-Govt. Lenses and Prisms," Nos. 1 and 2, price 2/6 each; ex-Govt. optical lists free for a.s.—H. England, Rayleigh Rd., Hutton, Brentwood, Essex. [0181]

I.P.R.E. technical publications, 5,500 Alignment Peaks for Superheterodynes, 5/9, post free; data for constructing TV aerial strength meter, 7/6; sample copy "The Practical Radio Engineer," quarterly publication of the Institute 2/-; membership and examination data, 1/-.—Sec., I.P.R.E., 20, Fairfield Rd., London, N.8. [0089]

"CASH From Your Camera." By Arthur Kettleton, F.R.G.S. Shows how amateur photography can be made to pay for itself by the sale of pictures to newspapers, magazines, calendar publishers, etc., and deals with many problems involved. 2nd Edition. 7/6 net from all booksellers, 7/10 by post from Iliffe & Sons Ltd., Dorset House, Stamford St., London, S.E.1.

"GUIDE to Broadcasting Stations." Compiled by "Wireless World." Gives details of over 1,400 short-wave radio stations of the world and 550 European long and medium-wave stations Specially arranged for easy reference. 6th Edition. 2/- net from all booksellers, 2/2 by post from Iliffe & Sons Ltd., Dorset House, Stamford St., London, S.E.1.

COPPER WIRE

S.V.G.	ENAMELLED		TINNED	
	2 ozs.	4 ozs.	2 ozs.	4 ozs.
16	1/4	2/-	1/4	2/-
17	1/4	2/1	1/4	2/1
18	1/4	2/2	1/4	2/2
19	1/4	2/3	—	—
20	1/5	2/4	1/5	2/4
21	1/5	2/5	1/6	2/5
22	1/6	2/6	1/6	2/6
23	1/7	2/7	1/7	2/7
24	1/7	2/8	1/7	2/8
25	1/8	2/9	1/8	2/9
26	1/8	2/10	1/8	2/10
27	1/9	2/11	1/9	2/11
28	1/9	3/-	1/9	3/-
29	1/10	3/1	1/10	3/1
30	1/10	3/2	1/11	3/5
31	1/11	3/3	2/-	3/6
32	1/11	3/4	2/1	3/8
33	2/-	3/5	2/2	3/10
34	2/-	3/6	2/3	4/-
35	2/1	3/7	2/4	4/2
36	2/1	3/8	2/6	4/5
37	2/2	3/10	2/7	4/8
38	2/3	4/-	2/9	4/11
39	2/4	4/2	2/10	5/2
40	2/5	4/4	3/-	5/6

SEND STAMP FOR LIST, TRADE SUPPLIED
POST RADIO SUPPLIES
33 Bourne Gardens, London, E.4


MECHANICAL DESIGNER

VIDOR/BURNDREPT offers senior position on Electronic Laboratory staff with responsibility for original design on prototype work of national importance. Extremely good salary and prospects await successful candidate, who should have wide experience in miniaturisation techniques, plastics, mouldings and allied trades. Write with full particulars to: Personnel Manager, West Street, Erith, Kent.

TELECRAFT

AERIALS ENSURE THE BEST TELEVISION
TRY ONE AND SEE FOR YOURSELF

This UNIQUE BENDER



Quickly and Accurately Forms

Angles, Channels, Sections, Boxes, Lids, Trays, Tanks, Chassis Brackets, Clamps, Clips, Shrouds, Chemical, Electronic and Electro Medical apparatus. Used by leading Radio Manufacturers. Invaluable to Servicing Engineers, Hospitals, Universities and Research Workers.

For 6 page Folder write to:—



A. A. TOOLS (W)

197a Whiteacre Rd., Ashton-u-Lyne

**THE
BRITISH NATIONAL
RADIO SCHOOL**
ESTD. 1940

**NOW IN OUR THIRTEENTH
YEAR AND STILL
NO B.N.R.S. STUDENT
HAS EVER FAILED**

to pass his examination(s) after completing our appropriate study course!

**LET US TELL
YOU HOW WE
DO IT!**

**A.M.Brit.I.R.E. and
CITY and GUILDS Radio and
Telecommunications Exams, etc., etc.**

Please mention this advert. and send for free booklet to:—

**STUDIES DIRECTOR
BRITISH NATIONAL RADIO SCHOOL
66, ADDISCOMBE ROAD, CROYDON**
Phone: Addiscombe 3341



TRANSFORMERS

of all types up to 25 KVA for Single or Three Phase operation, Phase Conversion, etc.

MAINS

Output and Special Purpose Transformers for Radio Equipment, Chokes, etc.

COILS

for Contractors E.M. Brakes, Air Valves, etc., and Coil WINDINGS for all purposes.

SOLENOIDS

for A.C. and D.C. Operation

A.I.D. Approved.

W. F. PARSONAGE & CO LTD

INDUCTA WORKS

PARK RD. BLOXWICH - WALSALL
TELEPHONE: BLOX. 66964

BOOKS, INSTRUCTIONS, ETC.
"RADIO Laboratory Handbook," 5th Edition. By M. G. Scroggie, B.Sc., M.I.E.E. A practical handbook describing laboratory equipment and methods of working. This edition contains many additions to essential data, including Q-meters, crystal-controlled frequency calibrators and double-beam cathode ray tubes. Price 15/- net from all booksellers, or 15/5 by post, from Iliffe & Sons Ltd., Dorset House, Stamford St., London, S.E.1. [P2]

MANUAL of Hire Purchase Law. 2nd Edition. By A. C. Crane and A. C. Crane Jnr., B.A. (Oxon). Clearly explains the mass of general legal points affecting hire purchase transactions. Both types are covered—the general law applicable to all cases and the Acts of 1938, which are dealt with clause by clause. 5/- net from all booksellers. By post 5/4 from Trader Publishing Co. Ltd., Dorset House, Stamford St., London, S.E.1.

"MOTOR Cycle Cavalcade." By "Ixon" of "The Motor Cycle." Gives the history of machines from 1884 onwards and tells the story of the men who designed, constructed and rode them. A book every enthusiast should read. 10/6 net from all booksellers. By post 11/- from Iliffe & Sons Ltd., Dorset House, Stamford St., London, S.E.1.

"MOTOR Cycle Sport in Pictures: Action Photographs of British and International Racing Trials, Scrambles and Speedway Events." Contains over sixty of the finest photographs of motor cycle sport ever taken, each picture having been specially selected by the Editor of "The Motor Cycle." A superb volume, beautifully printed, which at its price represents first-class value. 3/6 net from all booksellers. By post 3/9 from Iliffe & Sons Ltd., Dorset House, Stamford St., London, S.E.1.

"MOTOR Cycle Engines: Famous British Power Units Analysed." First Series. In this book sixteen famous engines are examined by experts of "The Motor Cycle" Staff and the designers concerned, the mechanism of each engine being specially drawn so that even the most complicated are readily understood. There are also drawings and facts about nine other engines. 3/6 net from all booksellers. 3/9 by post from Iliffe & Sons Ltd., Dorset House, Stamford St., London, S.E.1.

"A RACING Motorist: His Adventures at the Wheel in Peace and War." By S. C. H. Davis of "The Autocar," who has driven racing cars for over thirty years. His victories and crashes, Brooklands, Le Mans, the Isle of Man—all are featured in this great book on a great and exciting sport. 216 pages of speed and thrills—an ideal gift for the enthusiast. 10/6 net, from all booksellers. By post 11/- from Iliffe & Sons Ltd., Dorset House, Stamford St., London, S.E.1.

"ROADS of France: A Guide to Tourist R. Routes." By A. G. Douglas Cleese. A handy-size book which enables the France-bound motor cyclist or motorist to find his way to the more popular tourist areas without worry or trouble. It also gives helpful information about hotel charges and tips and other valuable hints for the first-time visitor. 5/- net, from all booksellers. By post 5/2 from Iliffe & Sons Ltd., Dorset House, Stamford St., London, S.E.1.

"RALLIES and Trials." By S. C. H. Davis of "The Autocar." Describes in a colourful style the author's many adventures whilst driving in rallies and trials in all parts of Britain and Europe. The Monte Carlo Rally, the exciting Alpine Trials and many other spectacular events are recalled by this world-renowned racing driver. 15/- net, from all booksellers. 15/7 by post from Iliffe & Sons Ltd., Dorset House, Stamford St., London, S.E.1.

"RADIO Circuits: Step-by-Step Survey of Superhet Receivers." 3rd Edition. By W. E. Miller, M.A. (Cantab.) M. Brit.I.R.E. Editor of "The Wireless and Electrical Trader." Although this book deals mainly with the superhet receiver it is equally applicable to the straight set. The circuit of the superhet is dealt with section by section up to the complete receiver. 5/- net, from all booksellers, or 5/4 by post, from Iliffe & Sons Ltd., Dorset House, Stamford St., London, S.E.1. [P3]

"THE Williamson Amplifier." By D. T. N. Williamson. Gives full details of the basic circuit and ancillary equipment recommended by the designer for high-quality reproduction of records and radio programmes. 2nd Edition. 3/6 net, from all booksellers. By post 3/9 from Iliffe & Sons Ltd., Dorset House, Stamford St., London, S.E.1.

"WIRELESS Servicing Manual." By W. T. Cocking, M.I.E.E. Deals with the detection and cure of the innumerable faults which can develop in broadcast receivers and their associated equipment. A special chapter is devoted to servicing with the cathode-ray oscilloscope. 8th Edition. 12/6 net from all booksellers. 12/11 by post from Iliffe & Sons Ltd., Dorset House, Stamford St., London, S.E.1.

"DEVELOPMENT of the Guided Missile." By Kenneth W. Gatlund. Presents all the main information now available on the development of guided weapons in Britain, U.S.A., Germany, U.S.S.R., and elsewhere. Other chapters discuss guided missiles as instruments of research into the upper atmosphere and outer space, and as vehicles of inter-planetary travel. An appendix shows the characteristics of 30 powered missiles known to have been designed or constructed. 10/6 net from all booksellers. By post 10/11 from Iliffe & Sons Ltd., Dorset House, Stamford St., London, S.E.1.

GEE RADIO LTD.

SELENIUM METAL RECTIFIERS			
Volts	Amps	F/bridge	Price
230	1½	£4	0 0
230	4	"	£1 10 0
155	4	"	£8 0 0
110	4	"	£1 12 6
50	4	"	£1 3 6
24	10	"	£3 10 0
24	6	"	£1 15 0
24	2½	"	£1 5 0
24	1	"	13 6
12	10	"	£2 0 0
12	6	"	£1 3 6
12	4	"	18 6
12	2½	"	16 6
12	2	"	12 0
12	1	"	7 6
6	1	"	7 6
K3 Series			
K3/10-250v.	1mA. h/wave		3 10
K3/20-500v.	1mA.		5 0
K3/25-655v.	1mA.		5 8
K3/30-755v.	1mA.		6 0
K3/35-885v.	1mA.		6 10
K3/40-1kV.	1mA.		7 6
K3/45-1.140kV.	1mA.		8 2
K3/50-1.260kV.	1mA.		8 8
K3/60-1.5kV.	1mA.		9 8
K3/70-1.780kV.	1mA.		11 0
K3/80-2.030kV.	1mA.		12 4
K3/90-2.280kV.	1mA.		13 6
K3/100-2.550kV.	1mA.		14 8
K3/120-3.080kV.	1mA.		16 8
K3/140-3.6kV.	1mA.		19 3
K3/160-4.1kV.	1mA.		£1 1 6
K3/180-4.660kV.	1mA.		£1 4 3
K3/200-5.150kV.	1mA.		£1 6 0
K8/200-500v.	5mA.		5 1
Standard S.T.C. Rectifiers			
RMI-125v.	60mA. H/wave		4 6
RM2-125v.	80mA.		5 0
RM3-125v.	100mA.		6 0
RM4-250v.	250mA.		18 6
LU-250v.	80mA.		8 6
LU-150v.	40mA.		4 6
Ex-Govt. Rectifiers			
W.6-36v.	250 Micro/amps		1 6
WX.6-36v.	100 "		1 6
W.1-6v.	250 "		1 6
Instrument Rectifiers			
5mA. F/bridge			7 6
Westinghouse			
36 EHT 25-1.8kV.	2mA. H/wave		13 6
36 EHT 35-2.5kV.	2mA.		18 6
36 EHT 40-2.9kV.	2mA.		£1 0 0
36 EHT 45-3.4kV.	2mA.		£1 2 6
36 EHT 50-3.6kV.	2mA.		£1 6 0
36 EHT 100-7kV.	2mA.		£1 9 9
J25-250v.	2mA.		3 6
Viewmaster Rectifiers			
MRI-W'house WX6			3 9
MR2- " 14-D-36			10 0
MR3- " 36 EHT 100			£1 9 9
MR4- " 14-A-86			£1 0 0
MR5- " WX3			3 9
We can also supply to individual requirements, speedy delivery, competitive prices, fully guaranteed.			
MORSE KEY, TYPE "J," made in U.S.A., a really well-made key for amateur or professional use, 7/6, p.p. 1/-.			
R.F. UNITS, Type 25, 20/-, carriage 2/-, Type 31, 32/6, carriage 2/-.			
12in. SPEAKER CABINETS, with carrying handle, detachable back, handsomely finished. Complete with lead compartment at bottom. Suitable for use as a portable amplifier and speaker cabinet. Brand new. Size: 15in. x 17in. x 13in. Price £2/19/6. (List price 6 gns.) carriage 5/-.			
BATTERY CHARGERS, Ex-Govt., perfect condition, 200-250v. A.C. Output to charge 2-6-12v. at 5 amps. Complete with ammeter. £4/19/6, carriage 5/-.			
"SOLON" INSTRUMENT MODEL ELECTRIC SOLDERING IRON, Weight 3½ oz. Length 9in. Suitable for 220/240v. 25 watts. Best instrument on the market at the price, only 19/8, p.p. 1/-.			
PHILIPS NEON TESTER, Screw-driver type, 100-500v. A.C.-D.C. 5/-, p.p. 6d.			
GLASS VACUUM CONDENSERS, 50mmf. 32kV. working. Brand new and boxed. £1, plus 1/- p.p.			
Terms C.W.O., C.O.D. or pro-forma invoice.			
15 LITTLE NEWPORT ST., LONDON, W.C.2			
GERrard 6794/1453			

Always a good deal at WEST END RADIO

RI132A RECEIVERS. 100-124 mc/s. 10 valves. F.M. As new. Complete with circuit. 55/- Carr. 10/-.

DECCA RECORD PLAYERS with light-weight head, 2 speeds, 33 $\frac{1}{2}$ and 78, £4/19/6. Carr. 5/-.

EIMAC VACUUM CONDENSERS. 50 mm., 19/6 each. Post 2/-.

AMERICAN-MADE EDISON NICKEL IRON ACCUMULATORS. 3 in crate 3.6 v. 37 amps. As new, 59/6. Carr. 7/6.

CR 100/2 EX-NAVY RECEIVERS. 10 valves, crystal control. A.C. 200-250 v. 6 wave-bands. As new, £29/10/-. Carr. £1. 1,000 Bargains for Callers.

WEST END RADIO LTD.
14, LISLE STREET, LEICESTER
SQUARE, LONDON, W.C.2.

Phone: GER 7341

OPEN ALL DAY SATURDAYS

ENGINEERS!

Whatever your age or experience, you must read "ENGINEERING OPPORTUNITIES." Full details of the easiest way to pass A.M.I.Mech.E., A.M.I.C.E. C. & G. (Electrical, etc.), General Cert., etc. on

144 PAGES "NO PASS—NO FEE" terms and details of Courses in all branches

Free!



of Engineering—Mechanical, Electrical, Civil, Auto., Aero., Radio, etc., earning etc. If you're earning less than £15 a week, tell us what interests you and write for your copy of "ENGINEERING OPPORTUNITIES" today—FREE

B.I.E.T.

387 Shakespeare Hse.,
17-19 Stratford Place,
London, W.1.

BRITISH INSTITUTE OF ENGINEERING TECHNOLOGY

"TYANA"

SOLDERING IRON 16/9



The Perfect Small Soldering instrument—overall length 11 in., diameter of bit $\frac{1}{16}$ in.

- Adjustable Bit.
- Easy to handle.
- Weight approx. 4 oz.
- Heating Time 3 min.
- 40 Watt economy Consumption.
- Standard Voltage Ranges.
- (Other Ratings Available on Request.)
- Long Life and Efficiency.
- Replacement Elements and Bits always available.

Just the Convenient Iron Required for Intricate and Fine Soldering.

Regd. Design
No. 867804

Maintenance Service for Industrial users.
British made by —

KENROY LIMITED
152/297 UPPER ST., ISLINGTON
LONDON, N.1.
Telephone: Canonbury 4905 4663

BOOKS, INSTRUCTIONS, ETC.

"BRIGHTER Photography for Beginners." By David Charles, F.R.P.S. Describes the whole photographic process without tedious explanation of optics, physics, chemistry or mathematics. This new edition, revised throughout and lavishly illustrated, is the obvious choice for those who want a non-technical explanation of how to succeed with a camera. Fourth Edition. 6/- net, from all booksellers. By post 6/4 from Illife & Sons Ltd., Dorset House, Stamford St., London, S.E.1.

"SHORT-WAVE Radio and the Ionosphere." By T. W. Benington. A new edition of "Radio Waves and the Ionosphere." This book shows how existing ionospheric data can be applied to everyday problems of short-wave transmission and reception. 2nd Edition, 10/6 net from all booksellers. 10/10 by post from Illife & Sons Ltd., Dorset House, Stamford St., London, S.E.1.

"ADVANCED Theory of Waveguides." By L. Lewin. Sets out various methods of treating problems arising in work on this complex subject. The author has selected for discussion a number of topics as representative of the field in which the centimetre-wave engineer is engaged, many of the examples being concerned with the rectangular waveguide. 30/- net from all booksellers. 30/7 by post from Illife & Sons Ltd., Dorset House, Stamford St., London, S.E.1.

"TELEVISION Receiving Equipment." By W. T. Cocking, M.I.E.E. An exhaustive description of each stage of the normal television receiver. Other chapters deal with special circuits, faults and their remedies, selectivity, servicing, etc. 3rd Edition. 18/- net from all booksellers. By post 18/8 from Illife & Sons Ltd., Dorset House, Stamford St., London, S.E.1.

"MICROPHONES." By the Engineering Training Dept., B.B.C. Discusses the requirements for microphones in a broadcasting studio, sets out the laws relating to sound waves and their behaviour, and describes the design and characteristics of various types of microphone—with special reference to those used by the B.B.C. 15/- net from all booksellers, 15/5 by post from Illife & Sons Ltd., Dorset House, Stamford St., London, S.E.1.

"TELEVISION Explained." By W. E. Miller, M.A. (Cantab), M.Brit.I.R.E. Explains and illustrates television reception circuits, aerials and aerial systems, receiver installation and operation. Frequency allocations and remedies for faulty reception. Provides a valuable grounding in the circuitry encountered when maintaining television sets. 5th Edition. 5/- net from all booksellers, 5/4 by post, from Illife & Sons Ltd., Dorset House, Stamford St., London, S.E.1.

"SOUND Recording and Reproduction." By J. W. Godfrey and S. W. Amos, B.Sc., A.M.I.E.E., in collaboration with the B.B.C. Engineering Division. Covers in detail the theory and practice of disc, magnetic and film recording with special reference to equipment used by the B.B.C. A number of appendices contains much reference information not readily available elsewhere. The volume is illustrated by over 170 photographs and drawings. 30/- net from all booksellers. By post 30/8 from Illife & Sons Ltd., Dorset House, Stamford St., London, S.E.1.

"RADIO Interference Suppression: As Applied to Radio and Television Reception." An up-to-date guide to the various methods of suppressing electrical interference with radio and television reception. Many practical applications are given, particular attention being paid to the problem of interference at television frequencies. Other chapters deal with the design and choice of suppressor components, methods of locating the source of interference and suppression at the receiver itself. 10/6 net from all booksellers. By post 10/11 from Illife & Sons Ltd., Dorset House, Stamford St., London, S.E.1.

BOOKS WANTED
WANTED. clean copies "W.W." 1950, February and March.—Mason, North Bar, Banbury. 1956

ANNOUNCEMENT

We are pleased to report that the Commissioners of Customs & Excise "are now prepared to accept that loudspeaker units of this type" (referring to VOIGT P.M. speakers,) "are . . . not chargeable with tax." VOIGT HORN LOADED SPEAKERS are therefore now EXEMPT from purchase tax.

Production is being resumed Place your order now. We will hold to the old price of £40 ex works if we can. Horns extra.




VOIGT PATENTS LTD. LONDON, S.E.26.

THE HAYES COMPANY

RADIO FEEDER UNITS

TU/100/6. 3 waveband tuning unit for use with amplifiers. 4 valve superhet circuit with cathode follower output. 6.3 volt heaters. £14/15/- tax paid.
TU/100/4. As above but for 4 volt heater supply. £15/5/- tax paid.



RADIOGRAM CHASSIS

RG/160. 7 valve all-wave chassis, independent bass and treble controls, push-pull output. £20 tax paid.

RG/127. 6 valve all-wave chassis with push-pull output. £17/5/- tax paid.

298 Wightman Road, London, N.8.
Mountview 6864.

'Radiospares' Quality Parts

The
Service Engineer's
First Choice

CLOCKWORK & ELECTRICALLY OPERATED SWITCHES

for controlling Window and Poultry hut lighting, heaters, alarms etc.

New and reconditioned. All Makes and types.

From 35/- each

Stamp for illustrated lists to:

DONOHUE'S (Timers) 6 GEORGE ST., NORTH SHIELDS, NORTHUMBERLAND

THE NORTHERN POLYTECHNIC HOLLOWAY ROAD, N.7

Principal: T. J. DRAKELEY, C.B.E., D.Sc., Ph.D., F.R.I.C., F.I.R.I.

Department of Telecommunications Engineering

Full-time Day and Evening Courses in TELECOMMUNICATIONS ENGINEERING in preparation for all recognised qualifications in this subject.

Practical laboratory and workshop experience provided.

New term begins September 28th.

Enrolment for day classes by appointment. Enrolment for evening classes 5.30-7.30 p.m. 21st and 22nd September.

Prospectus free on application to Secretary.


We have a large stock of

HIGH STABILITY RESISTORS

Trade enquiries invited: Marris & Cartin Ltd.,
42 Brook Street, London, W.1. GRO. 5571.

The John Aldred Reproduction Co.,
36, Marylebone High St., London, W.1
Welbeck 4058

"The logical outcome of wide professional experience in true quality reproduction will shortly be announced."



GRAMPLAN
for
Loudspeakers

GRAMPLAN REPRODUCERS LTD

9 Hanworth Trading Estate, Feltham, Mdx. Tel. Feltham 2657

LOCKWOOD

makers of

Fine Cabinets

and woodwork of every description for the Radio and allied trades

LOCKWOOD & COMPANY
Lowlands Rd., Harrow, Middlesex. Byron 3704

MORLEY TRANSFORMERS

QUALITY P.P.O.P TRANS. 20 w., super Silcor lams Sectionalised low leakage windings, prim. ind. 70H leakage ind. .075H. Secondary imp. 3 and 15 ohms Primary imp. to individual requirements. Fully shrouded and terminated, 3 gns. Ditto 15 w., 24 gns. L.F. CHOKES. 10H. 65 mA., 4/8. 15H. 100 mA., 10/8. 20H. 150 mA., 12/6. 5H. 250 mA., 15/- MAINS TRANS. 0-200/250 v. tapped prim. 350-0-350v. 80 mA. 5 v. 2 a., 8.3 v. 4 a., ditto 300 v., ditto 250 v., 21/- Quotations for specials and rewinds by return. Part post and packing 1/- extra, please.

2, PAWSONS RD., W. CROYDON, THO 1665



HIGH CLASS
TAPE RECORDING EQUIPMENT
HEADS, DESKS, TAPE, ETC.

Send for lists

BRADMATIC LTD.
STATION ROAD, ASTON, BIRMINGHAM, 6
Telephone: East 0574

FIRE! QUICK! DEADLY SERIOUS BUT FOR NU-SWIFT!

"The Police advised us to keep clear until the Fire Brigade arrived but, re-charging Nu-Swift four times, I saved our home and business. 'What a wonderful job', said the Fire Brigade."

NU-SWIFT LTD · ELLAND · YORKS
In Every Ship of the Royal Navy

WATERLOO RADIO

35, TENISON WAY (Waterloo Bridge Roundabout), London, S.E.1.
Tel: Waterloo 3014

CRYSTAL OVENS, AP3190, 230 v., complete with 1000 Kc. crystal, as used in the G61 Wavemeter. Price 65/-.
Many other electronic, radio and W.D. special valve bargains.

Overseas enquiries invited

1,000 30-YARD COILS. 5-PAIR CABLE CONNECTORS. Mk. III. Cat. No. Y A 2957. Low price to clear lot. Sample Coil 5/- Post paid.

R. S. POWELL (LOWESTOFT) LTD.,
109, COLVILLE ROAD, OULTON BROAD, LOWESTOFT.

Telephone: OULTON BROAD 223.

ARIEL SOUND

Professional Recording Engineers.
Public Address Equipment.

Electronic Design, Manufacture and Repair.
(Please refer to Repairs and Services Section for details of some of our services.)

57 LANCASTER MEWS, LONDON, W.2
Telephone: Paddington 5092.

GOODSELL LTD.

for High Fidelity Equipment

40 GARDNER ST.,
BRIGHTON, 1

Tel.: Brighton 26735.

CLASSIFIED ADVERTISEMENTS

Use this Form for your Sales and Wants

To "Wireless World" Classified Advertisement Dept., Dorset House, Stamford St., London, S.E.1.

PLEASE INSERT THE ADVERTISEMENT INDICATED ON FORM BELOW

- RATE: 7/- for TWO LINES. 3/6 every Additional Line. Average six words per line.
- Name and address to be included in charge if use 1 in advertisement.
- Box No. Allow two words, plus 1/-
- Cheques, etc., payable to Iliffe & Sons Ltd., and crossed & Co.
- Press day, September 3rd for October issue.

NAME

ADDRESS

REMITTANCE VALUE..... ENCLOSED

Please write in block letters with ball pen or pencil.

NUMBER OF INSERTIONS.....

INDEX TO ADVERTISERS

	PAGE		PAGE		PAGE
A.A. Tools	150	Engineering Associates	132	P.C.A. Radio	106
A.B. Metal Products, Ltd.	88	English Electric Co., Ltd., The	69	Pearce, T. W.	146
Acoustical Mfg. Co., Ltd.	15	Enthoven Solders, Ltd.	5	Phillips Control (G.B.), Ltd.	78
Adcola Products, Ltd.	28	Eta Tool Co. (Leicester), Ltd.	52	Pitman, Sir Isaac, & Sons, Ltd.	142
A.D.S. Relays, Ltd.	102	Fluxite, Ltd.	142	Post Radio Supplies	150
Advance Components, Ltd.	8, 73	Foyle, W. & G., Ltd.	110	Powell, R. S. (Lowestoft), Ltd.	112
Aerialite, Ltd.	68	Franks, H.	143	Pratts Radio	153
Aero Research, Ltd.	6	Frith Radiocraft, Ltd.	48	Premier Radio Co.	61, 62, 63
Aircraft Radio Industries, Inc.	128	Galpins	145	Pye, Ltd.	27
Airmec, Ltd.	14	Garland Bros.	127	Pye, W. G., & Co., Ltd.	36
Aldred, John, Reproduction Co., The	153	Garrard Engineering & Mfg. Co., Ltd., The	111	Quality Mart	139
Allen Components, Ltd.	139	Ge Bros. Radio, Ltd.	151	Quartz Crystal Co., Ltd.	142
Alpha Radio Supply Co., The	118	General Electric Co., Ltd.	45	Radford Electronics	140
Altham Radio Co.	79	Glaser, L. & Co.	146	Radio & Electrical Mart, The	130
Ambassador Radio & Television	40	Goodmans Industries, Ltd.	17, 48	Radio Mail	138
Amplex Appliances (Kent), Ltd.	108	Goodsell, Ltd.	153	Radiospares, Ltd.	152
Amplivox, Ltd.	108	Gramplan Reproducers, Ltd.	153	Radio Supply Co.	124, 125
Anders Electronics, Ltd.	149	Gray, Arthur, Ltd.	70	Record Electrical Co., Ltd., The	40
Antiference, Ltd.	65	Grundig (Gt. Britain), Ltd.	52	Redifon, Ltd.	107
Appointments Vacant	134, 150	Hallam, Sleigh & Cheston, Ltd.	64	Reliance Mfg. Co. (Southwark), Ltd.	136
Arcoelectric Switches, Ltd.	30	Hall Electric, Ltd.	53	Reproducers & Amplifiers, Ltd.	25
Arew (Radio & Television), Ltd.	78	Hanney, I. F.	74	Robinson, F. C., & Partners, Ltd.	106
Ariel Sound	153	Harris, H.	136	Roding Laboratories	76
Armstrong Wireless & Television Co., Ltd.	137	Hatfield Instruments, Ltd.	66	Rogers Developments Co.	46
Ashdown, H.	56	Hayes Co., The	62	Rola Celestion, Ltd.	54
Ashworth, H.	103	Haynes Radio, Ltd.	148	Rollet, H., & Co., Ltd.	148
Associated Cine Equipments, Ltd.	32	Henley's, W. T., Telegraph Works Co., Ltd.	140	Rudman, Darlington (Electronics), Ltd.	26
Automatic Coil Winder & Electrical Equipmt. Co., Ltd., The	1	Henry's	133	Salford Electrical Instruments, Ltd.	19
Automatic Telephone & Electric Co., Ltd.	41	Hivac, Ltd.	79	Sallis, A. T.	130
Autoset (Production), Ltd.	60	Holley's Radio Stores	74	Samsons Surplus Stores	150
A.W.F. Radio Products	70	Homelab Instruments	52	Sangamo Weston, Ltd.	96
Baird Television, Ltd.	67	H.P. Radio Services, Ltd.	126	Savage Transformers, Ltd.	87
Bakers "Selhurst" Radio	66	Hunton, Ltd.	36	Scharf, Erwin	66
Barker Natural Reproducers	141	Imhof, Alfred, Ltd.	113	Service Radio Spares	132
Bartons (Radio)	147	International Correspondence School, Ltd.	58	Sherman's Supply Co.	149
Becher (Radio Services), Ltd.	39	Jackson Radio Supplies	132	Sky-Masts	72
Belling & Lee, Ltd.	85	Kenroy, Ltd.	152	Smith, G. W. (Radio), Ltd.	143
Bell, John, & Croyden	72	Keyswitch Co., The	110	Smith, H. L., & Co., Ltd.	144
Bel Sound Products Co.	148	Kolectric, Ltd.	50	Solartron Laboratory Instruments, Ltd.	32
Bennett College, The	9	Koskie, B.	128	Sound Sales, Ltd.	96
Benson, W. A.	130	Kuhnke, H., G.M.B.H.	148	Southern Radio Supply, Ltd.	144
Birmingham Sound Reproducers, Ltd.	80	Labgear (Cambridge), Ltd.	72	Spencer-West	132
B.K. Partners, Ltd.	26	Lasky's Radio	114, 115, 116, 117	Standard Telephones & Cables, Ltd.	83, 94
Bradmatic, Ltd.	153	Leak, H. J., & Co., Ltd.	97	Staravia	150
Britalm, Chas. (Radio), Ltd.	129	Lee Products (Gt. Britain), Ltd.	68	Stern Radio, Ltd.	64, 122, 123
British Communications Corp., Ltd.	2	Leavers-Rich Equipment, Ltd.	78	Stratton & Co., Ltd.	42
British Institute of Engineering Technology	136, 152	Lewis Radio Co.	78	Sugden, A. R., & Co. (Engineers), Ltd.	50
British Iron & Steel Federation	21	Lockwood & Co.	153	Supacolls	149
British National Radio School	151	London Central Radio Stores	150	Sutton Coldfield Electrical Engineers	146
British Physical Laboratories	42, 109	Lowther Mfg. Co.	102	Szymanski, S.	113
British Sarazol, Ltd.	134	L.R. Supply Company, Ltd.	103	Tannoy Products, Ltd.	142
Brookes Crystals, Ltd.	68	Ludfry, Ltd.	146	Taylor Electrical Instruments, Ltd.	47
Brown, S. G., Ltd.	60	Lyons Radio, Ltd.	128	Taylor Tunncliff & Co., Ltd.	10
Bulgin, A. P., & Co., Ltd.	Edit. 443	Magnetic & Electrical Alloys, Ltd.	51	Telecraft, Ltd.	33, 150
Bull, J., & Sons	112	Magnetic Coatings, Ltd.	36	Telegraph Condenser Co., Ltd.	Cover iii
Bullers, Ltd.	30	Mail Order Supply Co.	34, 35	Telegraph Construction & Maintenance Co., Ltd.	16
Candler System Co.	146	Marconi Instruments, Ltd.	23	Telemechanics, Ltd.	48
Chaffey Cabinet Co., The	147	Marconi's Wireless Telegraph Co., Ltd.	86, 91	Teleonics (Communications), Ltd.	105
Champion Products	136	Marris & Cartin, Ltd.	153	Teleguipment, Ltd.	71
Chapman, C. T., (Reproducers), Ltd.	133	Martin, J. H.	144	Tele-Radio (1943), Ltd.	105, 145
Chassay Bros. (Pvt.), Ltd.	22	Martin, J. Adams	108	Telection, Ltd.	55
Cinema Television, Ltd.	18	McElroy-Adams Mfg. Group, Ltd.	64, 128	Transformer Supply Co., The	106
City & Rural Radio	110	McMurdo Instrument Co., Ltd., The	56	Transradio, Ltd.	24, 44
City Sale & Exchange, Ltd.	108	Miers, N., & Co., Ltd.	38	Trix Electrical Co., Ltd.	Edit. 441
Clastic Electrical Co., Ltd.	76, 77	Minnesota Mining & Mfg. Co., Ltd.	22	Trusund, Ltd.	57
Clydesdale Supply Co., Ltd.	119, 120	Modern Book Co.	38	Truvox, Ltd.	49
Cohen, D.	21	Modern Electrics, Ltd.	102	Universal Electrical Instruments Corp.	126
Cole, E. K., Ltd.	70	Modern Sound Equipments	109	Universal Electronics	130
Collaro, Ltd.	84	Modern Techniques	54	Universal Engineering Co.	132
Cosmocond, Ltd.	84	Morley Transformers	153	Valradio, Ltd.	46
Coventry Radio	138	M.R. Supplies, Ltd.	74	Venner Accumulators, Ltd.	38
Dakin, J. H.	142	M.S.S. Recording Co., Ltd.	43	Verdik Sales, Ltd.	104
Davis, Alec, Supplies, Ltd.	56	Mullard, Ltd.	3, 12, 37, 75, 82	V.E.S. Wholesale Services, Ltd.	132
Davis, Jack (Relays), Ltd.	134	Multicoire Solders, Ltd.	Cover iv	Vitavox, Ltd.	107
Direct T.V. Replacements	112	Neo Electrical Industries, Ltd.	142	Voigt Patents, Ltd.	152
Donohoe's (Timers)	152	Newman, J. & S., Ltd.	50	Vortexion, Ltd.	93
Drayton Regulator & Instrument Co., Ltd.	54	Northall, L. C.	132	Waterloo Radio	153
Dubilier Condenser Co. (1925), Ltd.	11	Northern Polytechnic	152	Wayne Kerr Laboratories, Ltd., The	31
Duke & Co.	141	Northern Radio Services	111	West End Radio, Ltd.	152
Dulci Co., Ltd., The	144	Northern Transformer Co.	146	Whitaker, G., & Son	72
Dun (Electronics) & Co.	150	N.S.F., Ltd.	13	Whiteley Electrical Radio Co., Ltd.	4
Easco Electrical, Ltd.	148	Nusound Products	147	Winghouse Brake & Signal Co., Ltd.	76
Edison Swan Electrical Co., Ltd. Cover ii,	59, 90	Nu-Switt, Ltd.	153	Weymouth Radio Mfg. Co., Ltd., The	104
Edstone (Electrical), Ltd.	44	Oddie Bradbury & Cull, Ltd.	148	Wharfedale Wireless Works	58
Egen Electric Ltd.	24	Oryx Electrical Laboratories	32	Wilkinson, L.	128
Electradix Radios	144	Osmor Radio Products, Ltd.	29	Willesden Transformer Co., Ltd.	42
Electrical Apparatus Co., Ltd., The	60	Oxley Developments Co., Ltd.	138	Winter Trading Co., Ltd.	148
Electrical Instrument Repair Service, The	144	Panda Radio Co.	58	Wireless Supplies Unlimited	130
Electro Acoustic Developments	140	Parker, A. B.	112	Woden Transformer Co., Ltd.	108
Electro Acoustic Industries, Ltd.	20	Parkeo, Ltd.	92	Wright & Weaire, Ltd.	7
Electro Technical Assemblies	40	Parsonage, W. F., & Co., Ltd.	152	Young, C. H.	126
Electro-Winds, Ltd.	134	Partridge Transformers, Ltd.	135		
Electronic Instruments, Ltd.	44				
Electronic Precision Equipment 98, 99, 100,	101				
E.M.G. Handmade Gramophones, Ltd.	140				
E.M.I. Institutes	89, 95				

Printed in Great Britain for the Publishers, **IFFEY & SONS LTD.**, Dorset House, Stamford St., London, S.E.1, by **CORNWALL PRESS LTD.**, Paris Garden, London, S.E.1. *Wireless World* can be obtained abroad from the following: AUSTRALIA AND NEW ZEALAND: Gordon & Gotch, Ltd. INDIA: A. H. Wheeler & Co. CANADA: The Wm. Dawson Subscription Service Ltd.; Gordon & Gotch, Ltd. SOUTH AFRICA: Central News Agency, Ltd., William Dawson & Sons (S.A.), Ltd. UNITED STATES: The International News Co.