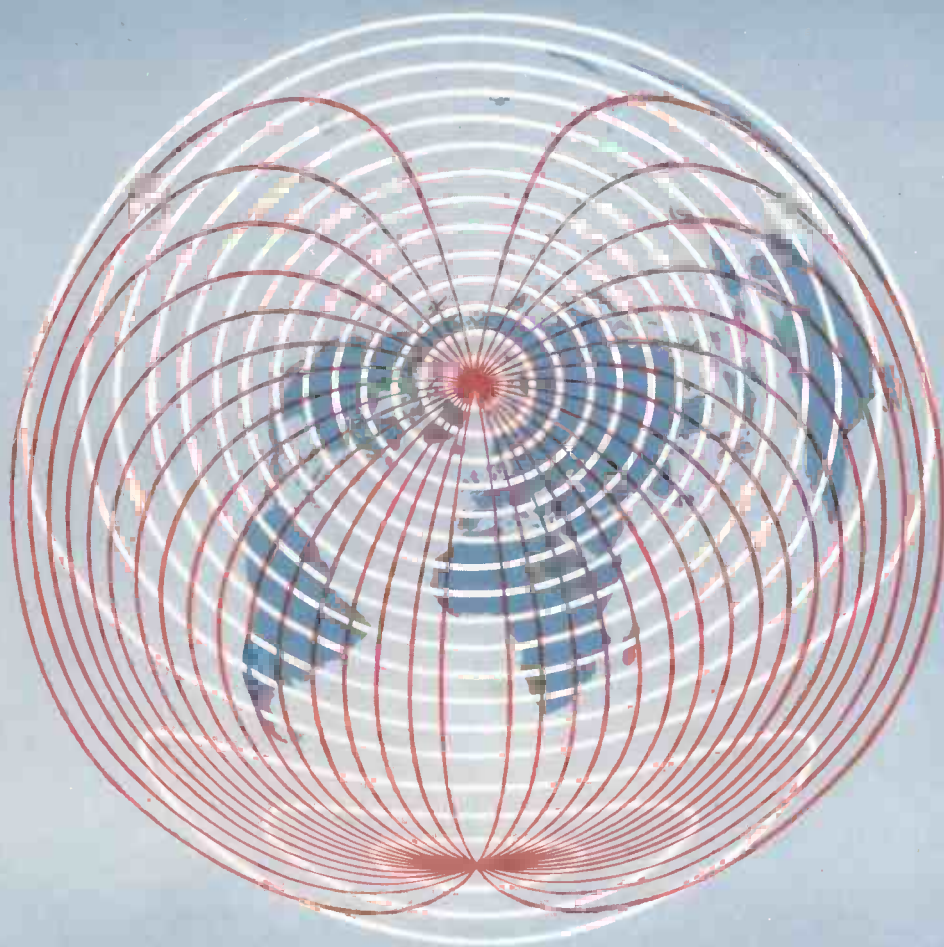


# Wireless World

RADIO AND ELECTRONICS

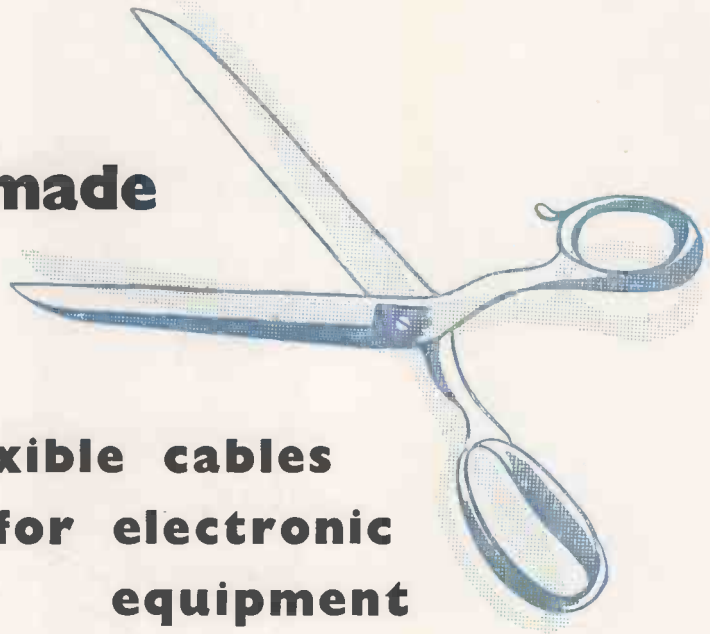


**Vol LVI No 7**

**Two Shillings**

**July 1950**

# tailor-made



## flexible cables for electronic equipment

If you need special multi-unit low-loss cables for electronic equipment—let us design and manufacture them to your requirements. They may include coaxial, twin, quad and small power or control cores in any combination.

BICC can offer you specialised production facilities for this work, as well as the services of skilled engineers who have tailor-made low-loss cables for all current requirements.

Why not take advantage of this opportunity? Write to-day and let us assist you with your problems.

Cables on right are examples which have been designed and manufactured by BICC to meet specialised needs.

Polythene-insulated P.V.C. sheathed multi-core cable with microphone and control cores for film studio use.

Multicore polythene-insulated and sheathed television camera cable. Overall diameter 0.5 inches.

P.V.C. sheathed multi-core polythene-insulated flexible television camera cable. Overall diameter 0.8 inches.



multi-unit

# LOW-LOSS CABLES

BRITISH INSULATED CALLENDER'S CABLES LIMITED  
NORFOLK HOUSE, NORFOLK STREET, LONDON, W.C.2

# Wireless World

RADIO AND ELECTRONICS

40th YEAR OF PUBLICATION

Managing Editor: HUGH S. POCOCK, M.I.E.E.

Editor: H. F. SMITH


## In This Issue

EDITORIAL COMMENT .. .. .	241
MORE ABOUT POSITIVE FEEDBACK. By <i>T. Roddam</i> ..	242
RECORD AND STYLUS WEAR. By <i>G. H. H. Wood</i> ..	245
CHOICE OF TELEVISION STANDARDS .. .. .	249
IMPEDANCE OF R.F. CABLES. By " <i>Cathode Ray</i> " ..	251
SOUND REPRODUCTION .. .. .	255
ALL-STATION TELEVISION RECEIVERS .. .. .	259
IMPROVING A LOUDSPEAKER. By <i>C. F. Brockelsby</i> ..	261
SHORT-WAVE CONDITIONS. By <i>T. W. Bennington</i> ..	262
WORLD OF WIRELESS .. .. .	263
MIDLANDS TELEVISION AREA .. .. .	266
MANUFACTURERS' PRODUCTS .. .. .	267
UNBIASED. By " <i>Free Grid</i> " .. .. .	268
LETTERS TO THE EDITOR .. .. .	269
RANDOM RADIATIONS. By " <i>Diallist</i> " .. .. .	272

JULY 1950

**PUBLISHED MONTHLY:** Price 2/- (on last Thursday of preceding month) by ILIFFE & SONS LTD., Dorset House Stamford Street, London, S.E.1. Telephone: Waterloo 3333 (60 lines). Telegrams: "Ethaworld, Sedist, London." Annual Subscription: Home and Overseas, £1 6s. 0d.; U.S.A. and Canada \$4.50. BRANCH OFFICES: Birmingham: King Edward House, New Street, 2. Coventry: 8-10, Corporation Street. Glasgow: 26B, Itenfield Street, C.2. Manchester: 260, Deansgate, 3.

No. 4



## THE E.H.T UNIT

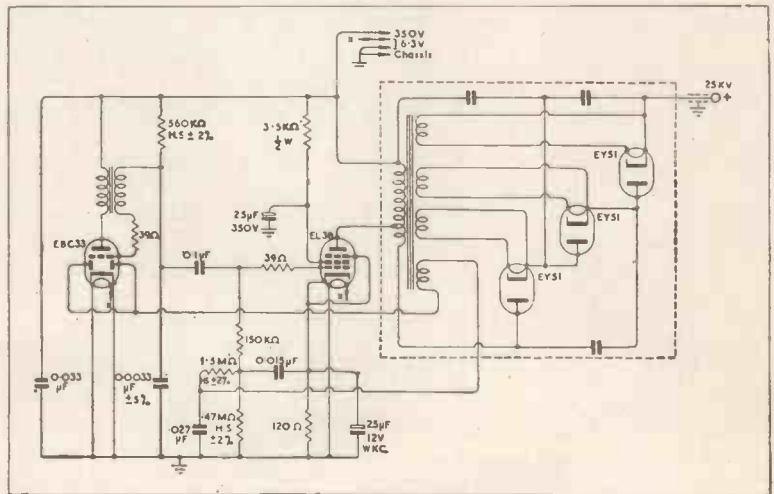
An E.H.T. unit to supply the Mullard MW6-2 picture tube in a projection television receiver is required to supply an average current of about 100  $\mu$ A at 25 KV. Such a unit, if designed to operate from the 50 c/s mains, would be bulky, heavy and costly, mainly on account of the insulating material. Moreover, it would be inherently capable of supplying a much heavier current than that actually required, and therefore at normal supply frequencies would constitute a considerable risk of danger to life. By adopting the "pulsed oscillator" principle however, the E.H.T. unit supplied as part of the Mullard Projection Television System operates at a much higher frequency. It is compact and light, and all E.H.T. components are sealed under oil.

The unit comprises:

- (i) A double diode triode EBC33, the triode section of which is connected as a blocking oscillator, discharging a capacitor at a repetition frequency of 1000 c/s.
- (ii) A driver valve EL38, to the grid of which is applied the approximately saw-tooth voltage generated across the capacitor. As this valve is biased well beyond cut-off it conducts only at the peaks of the saw-tooth voltage.
- (iii) A "ringing" transformer, the primary of which forms the inductive component in the anode circuit of the driver valve. When the EL38 ceases to conduct, this circuit "rings", that is to say it develops a chain of damped oscillations, at a frequency determined by the inductance tuned by all the stray capacitances.
- (iv) A voltage tripler rectifying circuit employing three EY51 half-wave rectifiers to which is

applied the peaks of the damped oscillatory wave chain. These peaks are of the order of 8 to 9 KV, and the output of the rectifier is approximately 25 KV.

Good voltage regulation is obtained by automatic control of the grid bias to the EL38 driver. An additional winding on the ringing transformer generates a voltage which is rectified by the diode section of the EBC33 and then fed via a filter network as grid bias to the driver valve.



Circuit Diagram



Equipment manufacturers are invited to send their enquiries to the following address:—

**MULLARD ELECTRONIC PRODUCTS, LTD**  
**SETMAKERS DEPARTMENT**  
**CENTURY HOUSE, SHAFESBURY AVE. W.C.2**  
 MVM 131



# Wireless World

VOL. LVI. No. 7.

JULY, 1950

## *Weather Broadcasts*

**T**HE foreigner, especially if he lives in a country enjoying a relatively stable "continental" climate, is not entirely fair when he pokes gentle fun at British preoccupation with the vagaries of our fickle island weather. The weather is a matter of vital concern to large sections of the community and the most up-to-date information on it should be made available to all. There is no method of distributing information on this subject that can rival radio broadcasting. Up to a point, the B.B.C. forecasts meet the needs of the majority, but these bulletins are not sufficiently frequent, detailed and localized for the important minority which has more specialized requirements.

Farmers, fishermen, navigators of small craft and countless others who are more than usually dependent on sudden changes of weather have hitherto been catered for to some extent by the meteorological service broadcast until recently by "Airmet," and, before the war, by "Weather London." Now, the reallocation of frequencies under the Copenhagen Plan has taken away the 245-kc/s channel used by the station, and at the time of writing we are without any fully detailed radio-telephony service. Strong protests, with which *Wireless World* is entirely in sympathy, have been voiced, and the matter has been raised in Parliament. Though intended primarily for civil aviation, it would appear that Airmet is even more sorely missed by other interests: navigators of radio-equipped aircraft have other sources of information.

Provision of a comprehensive broadcast weather service seems to us to be something much more than a mere amenity, and we urge that the Airmet service should be restored without delay, possibly in an amended form of even wider usefulness, with perhaps less emphasis on the needs of aviation. We realize that the problem of finding a suitable vacant channel is a formidable one. The original long-wave allocation was almost ideal, and

provided virtually nation-wide coverage from a single station at low cost. Short of annexing the B.B.C.'s low-frequency channel of 200 kc/s, there seems no chance of anything equally good being available.

Whatever frequency is chosen it seems highly desirable that it should ideally be within the coverage of the average inexpensive broadcast receiver. The only constructive suggestion so far put forward to meet this requirement was made in Parliament, where it was urged that the Third Programme channel (647 kc/s) should be used for the Airmet service during the time that it is idle during the daytime. The obvious objection here is that national coverage of this station, even when assisted by a number of low-power relay transmitters on 1546 kc/s, is admitted to be far from complete. Another objection is that an 18-hour service daily is inadequate, although it should be remembered that the Airmet transmission, rather surprisingly, did not operate through the night. However, the Postmaster General did not bring forward any reasons against using the Third Programme channel, and we think it might well serve at least as a temporary expedient, either by itself or in conjunction with one or more transmitters on other frequencies.

If a frequency covered by the ordinary broadcast receiver cannot be used, a bad second-best is the choice of one to which such receivers can easily and cheaply be adapted. The suggestion for using a frequency in the neighbourhood of 2 Mc/s answers this requirement fairly well but would demand a number of linked stations for adequate coverage. The costs of distribution in this manner would be high, but, as we have said, weather broadcasting is more than an amenity; it is sometimes a matter of life and death. Until a comprehensive broadcast meteorological service is available, it cannot be claimed that we are making proper use of all that radio has to offer us.

# More About Positive Feedback

*Applied Locally it Can Improve Negative-Feedback Amplifier Performance*

By THOMAS RODDAM

THE use of positive feedback for controlling the output impedance of an amplifier was described in the February, 1950, issue of *Wireless World*. Since that article was written I have been using positive feedback to improve the performance of some audio-frequency amplifiers in respect of frequency response and distortion. This is just the reverse of what the reader has always been told: negative feedback improves the performance, while positive feedback makes it worse. The answer is, it all depends. This article is a description of how positive feedback can be used to make amplifiers better.

Suppose that we have a three-stage amplifier, and that most of the distortion is produced in the output stage. This is usually true, although if high-level Class "B" output stages are considered we may run into trouble at the driver stage. In domestic sound reproduction equipments up to the ordinary 10 watt level, it is the final stage which does most of the damage. A typical result, without feedback, will be for the output stage to give 10% distortion, while the two preceding stages are down below 1%. The total distortion is then between 10% and 11%: as the two distortion sources are in tandem I do not think it is justified to take the root mean of the sum of the squares.

This performance, of course, is no good at all, and we add a negative feedback circuit, reducing the overall gain by 20 db and bringing the distortion down to about 1%. Throughout this article I shall assume that the gain without feedback, A, is large

and that the feedback B is such that we can write  $1 + AB = AB$ . It is nonsense to fuss about whether the distortion is 1% or 1.1%.

That is the conventional solution, and very nice it is, too. But we can do better than that. Suppose that we provide positive feedback from the second stage to the first, and that we choose this feedback to give us an increase of gain of 6db. The distortion in these two stages will be increased from 1% to 2%. Assuming the worst possible way in which the distortion from the output stage can add to this distortion, the overall distortion will now be 12%, without negative feedback. When we put on the negative feedback, however, we make an interesting discovery. The overall gain, A, has been doubled, and if we keep the value of B constant, so that the gain with negative feedback is the same as before, the value of AB is also doubled. We therefore have 26db of negative feedback, and the distortion is reduced to 0.6%. We can go still further, adding positive feedback to give 10% distortion in the input stages, making 20% in all (or 14% if we can use the r.m.s. sum), and then restoring the original gain with negative feedback by using 40db of negative feedback. The distortion will then be 0.2%.

It is not difficult to see that the same improvement in frequency response can be obtained, provided that the output transformer is the only limiting factor. Another improvement which is of special importance in measuring instruments is in gain stability. The combination of positive and negative feedback gives a circuit which is extraordinarily independent of heater and anode voltages.

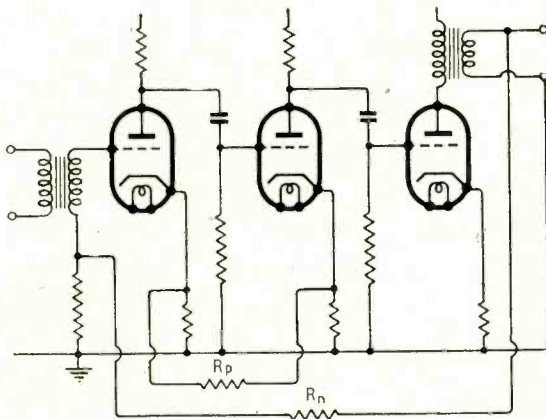


Fig. 1. Basic circuit for using positive feedback through  $R_p$  and negative feedback through  $R_n$ .

## Pentodes v. Double Triodes

The use of positive feedback also makes a considerable difference when the problem of using triodes or pentodes is under investigation. If we restrict ourselves to using a particular number of "bottles," we have the choice of replacing a pentode by a double triode. A resistance-coupled pentode will give a stage gain of about 150 times, but a twin-triode will give a stage gain of at least 900 times without positive feedback, and this can safely be increased to 2,000 times with positive feedback. A "two-bottle" amplifier using a double triode can, therefore, have more than 20db extra negative feedback compared with an amplifier using a pentode in the input stage.

With all these advantages the reader may well feel that he is being sold a share in the New Jerusalem. There are some quite serious difficulties in the way of using positive feedback, but they are straight-



forward design difficulties. I do not want to go too deeply into the mathematics of the design problems, because if I do the Editor will not like it. But there is one short piece of maths which I do not think we have had before in *Wireless World* and which is rather useful.

Suppose that we have an amplifier with gain  $A$  and feedback  $B$ , the signs being left to common sense. The gain with feedback  $G$ , is given by

$$G = \frac{A}{1 + AB}$$

Let  $A$  be complex; that is, let us take account of the phase shift in the amplifier. We can write

$$A = |A| \angle \theta = \alpha + j\beta$$

$$\text{where } |A| = \sqrt{\alpha^2 + \beta^2}$$

$$\text{and } \tan \theta = \beta/\alpha$$

The effect is, of course, to make  $G$  complex, and we have

$$G = |G| \angle \phi$$

After a little manipulation we can obtain the equation

$$\cot \phi = \cot \theta + |A| B \operatorname{cosec} \theta$$

When we use negative feedback  $|A| B$  is positive, because  $G < A$ : this is what I mean by common-sense use of signs. This means that  $\cot \phi > \cot \theta$  if  $\operatorname{cosec} \theta$  is positive. Now  $\operatorname{cosec} \theta$  is positive if  $\theta < 180^\circ$ , which is the only region in which we are interested, so that we always have, for negative feedback in the stable region,  $\cot \phi > \cot \theta$  and, consequently,  $\phi < \theta$ . Negative feedback thus reduces the phase shift.

Similarly, for positive feedback,  $|A| B$  is negative and therefore  $\cot \phi < \cot \theta$  and  $\phi > \theta$ , so that positive feedback increases the phase shift.

This makes it more difficult to keep the overall system stable: let us look at some typical numbers. If we have a pair of stages giving a gain of 1,000 times, and we double this by means of positive feedback, the phase shift at the point where the response has dropped 6db will be  $62^\circ$ , compared with  $60^\circ$  without feedback, but at the point where the gain has dropped 20db the phase shift will be  $97^\circ$  instead of  $88^\circ$ , and it rises to a maximum and then drops back to  $90^\circ$ . Positive feedback thus swallows up the gain and phase margins, and if very much is used it can be very extravagant in these design parameters.

My own way out of this problem has so far taken

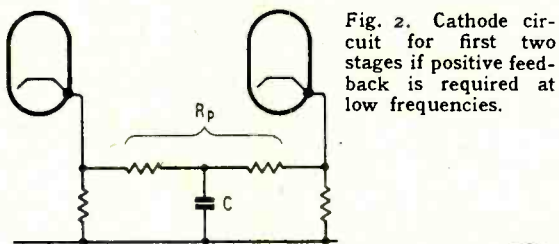


Fig. 2. Cathode circuit for first two stages if positive feedback is required at low frequencies.

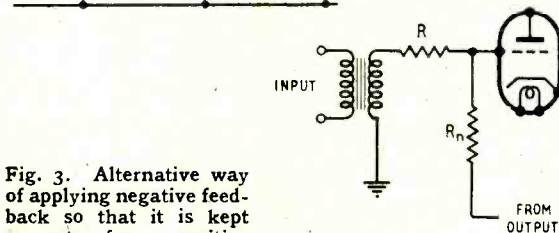


Fig. 3. Alternative way of applying negative feedback so that it is kept separate from positive feedback.

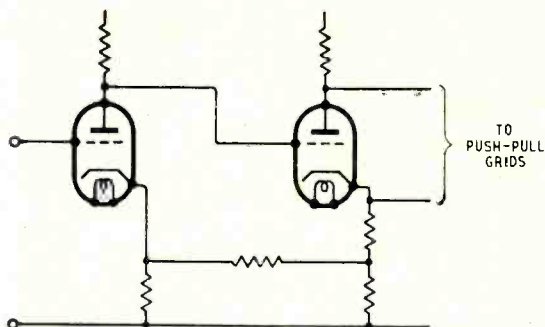


Fig. 4. Application of positive feedback to push-pull phase splitter.

two different forms. One is to restrict the positive feedback to a range over which it is particularly needed. If an amplifier is suffering from distortion at the low end of the frequency range, due to an output transformer containing too little iron, the positive feedback is applied only at low frequencies. This saves me having to worry about the stability margins at the top end.

For a real full-blooded, high-quality design, the output transformer is designed very carefully so that it just passes the required frequency range. A liberal air gap is used, so that the transformer performance is stable, and the preceding stages are then designed on a wide-band basis. Thus if the amplifier, is required to work down to 50 c/s into a 600-ohm load, the secondary inductance is made equal to  $600/2\pi 50 = 1.9$  henrys: with  $0.5\text{M}\Omega$  grid resistors the coupling capacitance to the output stage is up in the region of  $1/(500,000 \times 2\pi \times 5) = 0.07\mu\text{F}$ , while the coupling capacitance inside the positive feedback loop is  $0.5\mu\text{F}$ . This sort of stagger gives enough margin for about 12db positive feedback and negative feedback corresponding to 20db in the absence of the positive feedback.

### Practical Points

Fig. 1 shows the bare bones of the circuit, from which all decoupling has been omitted. The output valve may be a pentode or beam tetrode: so, of course may the other two valves. By a suitable choice of resistance values in the first two stages  $R_n$  may be made zero, in which case a double triode with a common cathode, such as the 6J6 may be used.

If the positive feedback is to be used only at low frequencies the cathode circuits of the first two valves can be designed in the way shown in Fig. 2. The capacitance  $C$  short-circuits the positive feedback at high frequencies, but allows the feedback to operate at frequencies at which the reactance is large compared with the resistances in the circuit. Capacitances of the order of  $1\mu\text{F}$  are usually suitable when the requirement is merely that the positive feedback should be inoperative at more than a few thousand cycles per sec and operative below a few hundred.

There is one feature of the circuit of Fig. 1 which may cause some difficulty. The negative feedback cannot be introduced in parallel with the cathode resistor of the first valve, because the impedance here is affected by the positive feedback. Any attempt to introduce the feedback in the cathode will give trouble with the frequency response. As

*Readers will note a slight reduction in the number of pages in this issue of WIRELESS WORLD. This reduction has been necessitated by the withdrawal of overtime working by a section of the printing industry and has, in the circumstances, been unavoidable. We hope that it will be only temporary.*

an alternative to the circuit shown in Fig. 1 we may use the circuit of Fig. 3, which was discussed by Mr. E. Griffiths in *Wireless World*, March, 1950 (p. 111). This circuit has the disadvantage, in some applications, that a signal applied to the output can make its way through to the input, but this will not trouble most readers.

A rather interesting special application of positive feedback is shown in Fig. 4. This is a direct-coupled phase-splitter, for driving a push-pull output stage, and it will be seen that except where the stray capacitances have a controlling effect there is no possibility of instability. The tapping point on the cathode resistor is chosen so that the two ends of the feedback resistor are at the same potential, so that there is no d.c. through this resistor and it does not upset the bias conditions at the first cathode. Using a pentode in the first stage and a small triode in the second the gain can be pushed up as far as is desired. This feedback also has the effect of reducing the impedance at the anode and increasing it at the cathode. Where the following stage is being driven into grid current the positive feedback may be chosen to give equal generator impedances at both grids, thus avoiding the unsymmetrical drive which is otherwise obtained at high levels.

It will not have escaped the reader that he can use just a little positive feedback, using one resistor, instead of decoupling the cathodes of two stages, using two electrolytic capacitors. Provided he is not working near the performance limit the circuit shown in the article in the February issue (p. 49) can be used for this purpose.

### Screen-to-Screen Feedback

Circuits have been published showing the corresponding feedback from screen to screen, to avoid the use of a screen capacitor. I have tried this circuit, but found that it produced quite intolerable distortion. After a considerable amount of thought, the following conclusions were reached. Feedback from screen to screen can be used only in very low-level stages. If an attempt is made to feed back from the screen of a high-level stage the result will not be satisfactory. The reason seems to be this. The screen of a pentode, if not decoupled, behaves like the anode of a triode, and we may, for the moment, forget the pentode anode. This triode is easily overloaded, when the alternating voltage output becomes distorted. This distorted output, fed back to the screen of the preceding stage produces a quite excessive amount of distortion in the signal applied to the pentode grid.

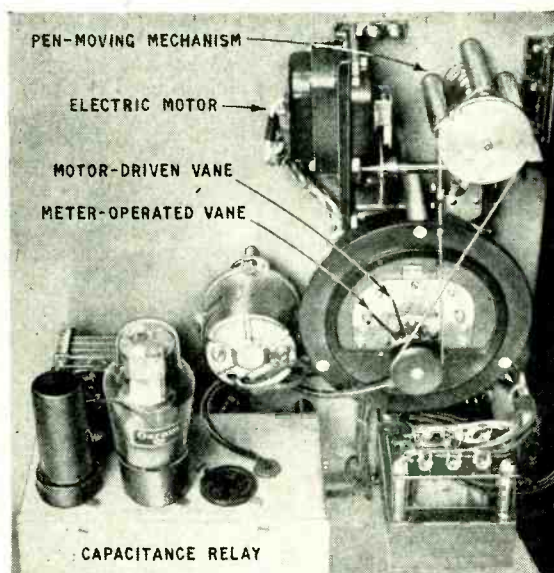
The main purpose of this article has been to stir up the interest of the reader in the use of positive feedback. I must utter a word of warning. Unless he has acquired some experience in applying negative

feedback he should not plunge into the complexities of mixed feedback. There are enough headaches lying in wait for the man who wants to apply 20db of negative feedback round three stages and an output transformer, without adding to them by using positive feedback from the beginning. The difficulties are counterbalanced by the considerable improvement in performance which is possible, but the price in design effort is high. After all, if you expect to reduce distortion by a factor of 10, using only one resistor, you must be prepared to pay for it somehow.

## SERVO GRAPH RECORDER

**A** DIFFICULTY inherent in most conventional graph recorders is that of driving a pen across a paper surface with a very small electrical power input. In servo-operated recorders the problem is avoided by driving the pen with an auxiliary source of power and using the electrical input merely for control purposes; and an interesting development of this principle has recently appeared in the shape of the "Servograph," a new instrument by Fielden (Electronics), Ltd., of Manchester.

Here the current to be measured is arranged to deflect a normal meter movement and the pointer of the meter is replaced by a light vane which acts as one plate of a variable capacitor. The other vane of this capacitor moves in the same arc and is driven by an electric motor which also drives the recording pen. Thus, for the pen to reproduce faithfully the deflections of the meter, it is only necessary to make the motor-driven vane follow the meter-operated vane; in other words to maintain the vanes at constant spacing. This is done by an electronic capacitance relay which controls the electric motor according to the capacitance between the two vanes; an incremental movement of the meter vane produces a decrease in capacitance and this, by means of the relay, causes the motor-driven vane to follow up until the capacitance rises to its original value.



Rear view of a "Servograph" shown at the Physical Society's Exhibition. The recording chart is in the form of a rotary disc on the other side of the panel.



# Record and Stylus Wear

## Advantages of Compliant Stylus Mountings

By G. H. H. WOOD (formerly with Cosmocord, Ltd.)

**W**EAR on gramophone records caused by the reproducing points of the pickups which play them is a problem the solution of which has lagged far behind other developments in sound reproduction. Yet a solution is vital for sustained good reproduction from records. The evil of record wear is not simply the painful necessity for further expenditure on replacements; it is the gradual and therefore comparatively imperceptible deterioration in the quality of reproduction which inevitably accompanies record wear. There is never a given point at which the record is deemed unplayable. Instead, the ear becomes accustomed to a perversion of the real sound.

During the last few years, manufacturers have attempted to solve this problem by reducing the mass of their pickup heads and producing what are termed "lightweight" types. The theory is that the less weight there is on the reproducing point, the less wear will be caused on the records. However, the weight on the reproducing point when the pickup is static bears no relation to the actual pressure which is exerted when the pickup is in motion in the groove. This dynamic stylus pressure is related more to the needle tip impedance and the method of stylus mounting than to the mere static weight on the point. It is naturally desirable to have the lowest possible downward stylus-pressure, but this factor alone can only slightly reduce record wear.

### Reproducing Points

Manufacturers of pickups have also turned their attention to the reproducing points themselves in their efforts to combat record wear. It is now generally accepted that neither steel nor fibre needles are satisfactory. If anyone has their doubts about this statement, particularly those who champion fibre needles, let them look at the devastating photomicrographs (Figs. 1 to 6) taken by Mr. C. E. Watts which were first published in an excellent book, "Sound Reproduction" by G. A. Briggs. These, unretouched as they are, provide indisputable evidence.

Fig. 1 shows a "miniature" type chromium-plated steel needle—recommended playing time 10 sides—after only *one* playing on a new 12in commercial record. Such a point will plough along the bottom of the groove creating excessive surface noise, and the "pinch effect" in the grooves will cause severe loss of top frequencies. Fig. 2 shows the wear caused by such a needle.

Fig. 2 shows two grooves of a new 12in commercial record after *one* playing with a steel needle. Already steel flakes can be seen embedded in the groove wall.

Fig. 3 shows a new fibre needle after one playing on a new 12in commercial record. The loss of top which is an inevitable consequence of this mutilation cannot be denied. Furthermore the fibre needle which becomes in effect a fluffy mop ideal for collecting dust and rubbing it into the record grooves

is by no means blameless as regards record wear. New records microscopically examined after playings with fibre needles show evidence of general wear, as if made by an abrasive.

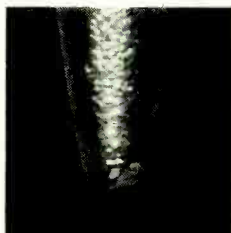


Fig. 1. "Miniature" steel needle after playing one side of a new 12-in shellac disc.



Fig. 2. Record groove after one playing with steel needle, showing abrasions with steel flakes embedded in wall.



Left: Fig. 3. Fibre needle after playing one side of new 12-in record. Right: Fig. 4. Sapphire point after 250 playings of 250 new 12-in records with a "light-weight" pickup. Weight on point 25 grams.

Fig. 5. Sapphire point after 20 playings with a heavy moving-iron pickup on part-worn 12-inch records.


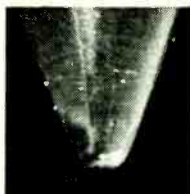


Fig. 6. Damage to groove of shellac record after 20 playings with heavy moving-iron pickup using sapphire stylus.

With the discrediting of steel and fibre points, progressive manufacturers have tended to adopt sapphire styli. Now in some quarters it is believed that the provision of a sapphire point having the correct radius solves all problems of record wear and good reproduction, while in other quarters their use is feared and abominated. There can be no doubt that prejudice against sapphire styli has been created by their misuse with pickups never designed for them, and to judge them fairly it is essential to watch their performance in pickups designed for their use.

Mr. Watts' photomicrographs again provide remarkable evidence. Fig. 4 shows the sapphire after 250 playings in a well-known lightweight magnetic pickup on 250 new 12in records, conditions far more

favourable than normal usage, and yet the stylus is clearly worn.

Fig. 5 shows a sapphire point used in a heavier magnetic pickup after only 20 playings on part-worn records. Here the wear on the stylus is very pronounced.

Fig. 6 shows the wear which can take place after 20 playings with the latter pickup. There are already unmistakable signs of groove damage.

Inevitably one must come to the conclusion that neither low stylus pressure nor sapphire points which are dimensionally correct can provide, of themselves, a satisfactory solution to the problem of record wear. The advent of even harder points than sapphire, tungsten carbide and diamond, does nothing to solve the basic problem, for indeed if not used correctly, they merely provide a more deadly cutting tool

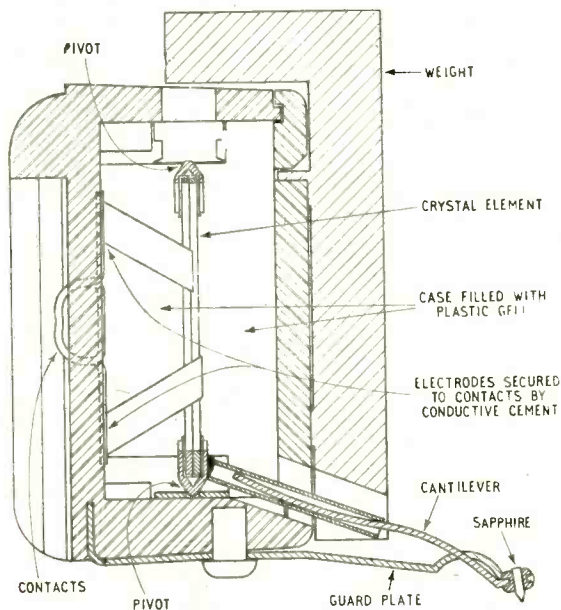


Fig. 7. Sectional drawing of Acos G.P.20 pickup.



Fig. 8. Stylus of test pickup No. 1, before playing. Compare size of mounting with Fig. 7 (bottom, right).

### Key to the Problem

The solution to the problem of record wear lies in some other factor, and it is the object of this article to demonstrate what this factor is, not merely from the theoretical standpoint, but by an account, illustrated by photomicrographs taken by Mr. C. E. Watts, of the actual performance of a pickup both with regard to stylus life and the wear it causes on records. The basis for the design of this pickup, the new ACOS G.P.20, was the belief that record wear is caused by lateral stiffness and lack of vertical compliance on the stylus mounting rather than weight on the stylus point. When the stylus in a pickup comes to that part of the record which has the same resonant frequency as the mass of the pickup head in conjunction with the stiffness, the head will tend to resonate and batter the stylus point in the grooves. When one considers the vast mass of the pickup head in relation to the tiny stylus point, one realizes how completely the resonating head may control the stylus movement. If a stylus is rigidly mounted the full force of the head's violence is transmitted against the groove walls of the record.

### Distortion Due to Pinch Effect

The method of stylus mounting also bears directly upon another problem—distortion due to pinch effect. It has been recognized that the process of producing laterally cut records introduces, in a record modulated with a sinusoidal wave, a plurality of constrictions in the width of the cut groove due to the plane of the cutting stylus being always perpendicular to the axis of the modulated groove. These constrictions occur at twice the modulating frequency. When a stylus having a tip of correct radius to ensure a good fit in the unconstricted portion of the groove traverses the constricted portions of the groove it is forced upwards and as the constriction passes the stylus settles back in the unconstricted parts of the groove. This is known as pinch effect. For low-frequency signals where the wavelength is relatively large, pinch effect does not introduce serious distortion in the reproduced signal, but as the modulation frequency increases, the distortion introduced by the pinch effect can become very important. The distortion arises from the fact that the stylus does not maintain contact with both side walls of the groove at all times. At low frequencies the force of gravity on the stylus acts to maintain the stylus in contact with both groove walls, but at high frequencies the force of gravity



does not accelerate the stylus in a downward direction quickly enough and the groove support "drops away" from the stylus as the record turns, thereby causing the stylus tip to wobble loosely in the higher and wider portions of the groove. Thus this inability of the stylus tip to always maintain contact with both walls of the groove usually causes distortion of the reproduced signal. It will be seen that a stylus which is rigidly coupled in a vertical direction to the mass of the pickup head represents considerable inertia on the stylus tip.

### Cantilever Stylus

The G.P. 20, as Fig. 7 shows, is designed so that a cantilever stylus, coupled to a crystal flexibly mounted in a compliant plastic gell, has the effect of decoupling the stylus tip in a vertical direction from the inertia of the pickup head. It is comparatively rigid in one direction so that it transmits lateral motion to the transducer through the driving means, but comparatively flexible in the vertical direction to prevent the vertical movement of the stylus being transmitted to the pickup head and *vice versa*. This system reduces the effective mass of the stylus to a very low order compared to conventional stylus systems.

As a result, damage to the groove walls caused by the huge mass of the pickup head controlling the stylus point is reduced to a minimum.


Fig. 8, which shows a G.P. 20 stylus located in the bush fixing it to the cantilever arm, demonstrates pictorially this talk of huge masses in relation to the stylus point, particularly when one remembers that the diameter of this bush is only 0.045 in. Below resonance, however, stiffness is the controlling factor. At resonance the mass is important, but the G.P. 20 does not resonate in the upper register and this lack of resonance is the major reason for reduced record wear.

Evidence of this greatly prolonged stylus life and small record wear can be judged from the accompanying photomicrographs. A thorough investigation into the record wear produced by G.P. 20 pickups elicited some remarkable information. Before these findings are stated it is advisable to make clear the conditions of the investigation.


### Conditions of the Investigation

Four G.P. 20 pickups were taken at random from production batches, so that they were representative samples of general production. Two of these (Nos. 3 and 4) had headweights which made their stylus pressure  $14\frac{1}{2}$  grams and two (Nos. 1 and 2) were without weights, reducing their stylus pressure to  $7\frac{1}{2}$  grams. The G.P. 20 tracks at  $7\frac{1}{2}$  grams, but the manufacturers have added the headweight to allow an adequate safety margin when the G.P. 20 is used with warped records, badly aligned turntables, or badly sprung motors. The pickups of differing stylus pressures were used so that the correlation between stylus pressure and record wear could be indicated, and the idea that stylus pressure is a vital factor at these low weights conclusively proved or disproved. The styli in these pickups were never changed.

The pickups were then subjected to the following tests. G.P. 20 pickup No. 1 (stylus pressure  $7\frac{1}{2}$  grams) was played continuously for 2,000 playings on the second side of the "Danse Macabre" (Decca



Left: Fig. 9. Photomicrograph of No. 1 stylus after 800 playings of Decca "Danse Macabre." Right: Fig. 10. Shadowgraph of No. 1 stylus after 800 playings.



Left: Fig. 11. Stylus of No. 3 test pickup after 2,000 playings of the same heavy recording. Right: Fig. 12. Shadowgraph of No. 3 pickup after 2,000 playings.

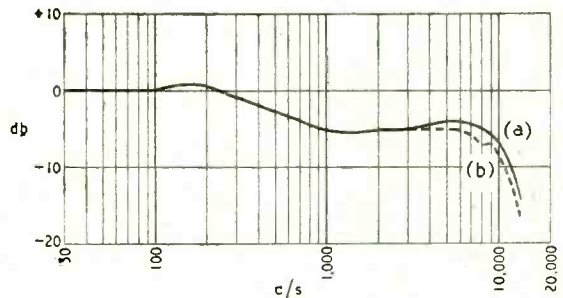




Fig. 13. Response of G.P. 20 pickup (No. 1) (a) before and (b) after 2,000 playings with  $7\frac{1}{2}$  gm stylus pressure.




Left: Fig. 14. Record grooves after 100 playings with No. 2 pickup ( $7\frac{1}{2}$  gm). Right: Fig. 15. Record grooves after 100 playings with pickup No. 3 ( $14\frac{1}{2}$  gm).


K2069), which has a very heavy recording characteristic. Twenty sides of the "Danse Macabre" were used, each side being played 100 times. The records were changed after every ten playings, and the stylus was microscopically examined after every fifty playings up to 800 and every 100 playings thereafter. It was noted that the wear which took place occurred mainly during the first few hundred playings and continued in a decreasing ratio to the number of playings.

Fig. 9 shows the stylus after the first 800 playings and Fig. 10 the shadowgraph version after 800 playings. Two small flats are noticeable in the shadowgraph picture, but it is clear from Fig. 9 that the contour of the stylus is unchanged and the polish as high as ever.

Figs. 11 and 12 show the stylus after 2,000 playings, and it is again apparent that, although there is increased wear, it is not proportional to the number of playings. Fig. 13 shows the response of pickup No. 1 before the test and after the test. As can be seen, the only effect is a loss of some 2 to 4 db at



Left: Fig. 16. Stylus of pickup No. 3 ( $14\frac{1}{2}$  gm) after 800 playings of Decca "Danse Macabre". Right: Fig. 17. Shadowgraph of stylus in Fig. 16.



Left: Fig. 18. Stylus of pickup No. 3 ( $14\frac{1}{2}$  gm) after 2,000 playings of Decca "Danse Macabre". Right: Fig. 19. Shadowgraph of stylus in Fig. 18.

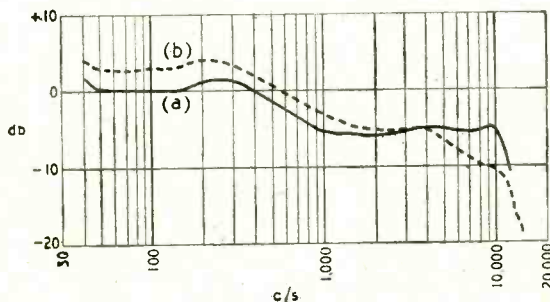


Fig. 20. Effect of wear on response of pickup No. 3 ( $14\frac{1}{2}$  gm) after 2,000 playings of Decca "Danse Macabre". (a) before test run, (b) after 2,000 playings.

5,000 to 9,000 c/s. As this would cause no audible loss in top frequencies, the results can, without exaggeration, be claimed as revolutionary.

So far we have dealt with stylus life; now comes the even more important point of record wear. Fig. 14 shows the same grooves of the record depicted in Fig. 6 after 100 playings. G.P.20 pickup No. 2 ( $7\frac{1}{2}$  grams stylus pressure) was used for this test. Fig. 15 shows the same grooves after 100 playings with the sapphire in G.P.20 pickup No. 3 ( $14\frac{1}{2}$  grams stylus pressure) already played on 800 sides. These results are quite remarkable, for repeated playings have established that Mr. Watts' photographs show signs of record wear long before it is audibly apparent because both the records in Figs. 14 and 15 showed no audible deterioration at all. The importance of these results for gramophone users cannot be overstated.

### Relation of Stylus Pressure to Record Wear

The relation of increased stylus-pressure to wear both on records and styli was clearly demonstrated by pickups Nos. 3 and 4, both having stylus pressures of  $14\frac{1}{2}$  grams. They were given exactly the same tests as Nos. 1 and 2. All that was noticed was a slight raising of the tempo of wear. For instance, Fig. 16 shows pickup No. 3 after 800 playings and Fig. 17 the shadowgraph version. Compared with Figs. 9 and 10 it will be seen that the flats are slightly larger. Figs. 18 and 19 show the stylus after 2,000 playings, and here again the wear is greater, but the sapphire still retains its contour and the polish is high.

Fig. 20 shows the effect of this wear on the response curve of the G.P.20 pickup No. 3.

The results of this investigation prove that sapphire styli, when manufactured correctly and used in crystal pickups of the Microcell type with a flexible stylus mounting, are capable of a much greater life than is popularly supposed. The reasons for their previous failure lie in the gramophone pickups, not in the styli themselves.

## CLUB NEWS

**Edinburgh.**—Meetings of the Edinburgh Amateur Radio Club will be held fortnightly instead of weekly until the annual meeting in September. The club now has its own transmitter at the headquarters, 4, Hillside Crescent, licensed under the call GM3HAM. Sec.: D. A. E. Samson (GM3EQY), 56, Elm Row, Edinburgh, 7.

**Southall.**—Meetings of the West Middlesex Amateur Radio Club (G3EDH) are held on the second and fourth Wednesdays of the month at 7.30 at the Labour Hall, Uxbridge Road, Southall. The new secretary is P. F. Bloomfield, 213, Harrow View, Harrow, Middlesex.

**Sunderland Radio Society** is transferring its headquarters to the Y.M.C.A. in Toward Road, and will in future meet on Thursdays. Sec.: C. A. Chester, 38, Westfield Grove, High Barnes, Sunderland.

**Warrington.**—Forthcoming events in the programme of the Warrington and District Radio Society, which meets on the first and third Mondays of each month at the Sea Cadet Headquarters, include lectures on valves and communication on 3 cm. Sec.: J. Speakman, Dark Lane, Whitley, Warrington.

**Weymouth.**—New headquarters at 74, Franchise Street, have been secured for the Weymouth Radio and Television Club and a transmitter has been installed and licensed under the call G3GNU. The headquarters is open every evening and lecture meetings are held on the last Thursday of each month at 7.30. Sec.: J. Hubbard (address as above).



# Choice of Television Standards

## *More Points in Favour of 405 Lines*

**D**URING their recent stay in this country the delegates to the C.C.I.R. international television Study Group visited the B.B.C. research station where they witnessed several television demonstrations. One of these compared 405-line and 625-line pictures, both with a vision-frequency bandwidth restricted to 3 Mc/s—the economical limit for a  $\frac{3}{8}$ -inch coaxial cable. The equipment used in this demonstration was designed and built by the B.B.C. for studying the effects of such factors as bandwidth, number of lines, and phase distortion on picture quality. In the course of this study certain conclusions have been formed on the subject of television standards, and it was decided to offer for the delegates' consideration a summary of these conclusions. Since they may be of interest also to a wider audience, they are now being published in *Wireless World*.

The purpose of this short article is not so much to justify the decision made in Great Britain at the end of the war to restart the 405-line television service, but rather to show that in the light of existing evidence this choice of standards would appear to be fundamentally sound, both from an engineering and an economic viewpoint.

For those countries which are proposing to introduce for the first time a television service, the problem of deciding which of the many practicable standards shall be adopted is indeed formidable. The standard of perfection that might be closely approximated in a laboratory would at the present time be economically prohibitive for a practicable television service. On the other hand, some entertainment could no doubt be obtained from standards which would provide the bare minimum of information, all attempts at realistic reproduction being sacrificed for the sake of cost, but undesirability of such a choice is sufficiently obvious to warrant no further consideration.

Fortunately, the engineer has now gained enough knowledge and experience to be able to recognize broadly where the sensible limits apply, and his attention is now focused on the performance of what are considered practical standards which lie between relatively narrow limits. For television broadcasting no serious thought is being given to standards which will provide less than approximately 400 lines of vertical resolution at one extreme, or more than approximately 800 lines at the other. Indeed, it is now widely thought that 600 lines is a more reasonable upper practical limit, and since arguments will be put forward here to suggest that even this limit may be too high, we shall confine our attention to the limits of approximately 400 and 600 lines.

### Practical Considerations

Nowadays one of the most important factors which must be considered when a system of communication is assessed is its bandwidth, and here, when we speak of economy we mean economy not only in cost (i.e., of transmitters, links and receivers), but also in the

space available in wavelength allocations, which, it is perhaps well to remember, cannot be bought. The problem of national coverage resolves itself fundamentally into that of the number of channels which can be accommodated in a given band; and it is of paramount importance that broadcasting channels be used with the utmost efficiency, particularly television channels, where the bandwidth required is abnormally great compared with other forms of communication.

Again, there is the question of links. Whether these are of the permanent type required for simultaneous broadcasting, not forgetting the wider conception which includes the international exchange of programmes, or of the mobile type which are required for outside broadcasts, the cost and even the practicability of such links are intimately related to the bandwidth over which they are required to perform. On this question it must be noted that when a link is to be engineered to a given specification over a required bandwidth, we must think not only of the initial fulfilment of the specification, but also of the ease with which its performance can be maintained over long periods.

Finally, we come to the question of the receiver; and here we are concerned not only with its cost, but also with its performance, and what is most important, the ease with which it can be operated by the non-technical viewer to provide an acceptable standard of reproduction. While it is true that the standard of transmission should always be superior to the capabilities of the average receiver, it is also true that too large a gap is wasteful, unless there is good indication that the performance of the average receiver is improving at a very much greater rate than is the standard of transmission.

### Comparisons of Standards

Here we shall discuss the merits of 405-line and 625-line television, assuming in each case that the system is double interlaced with a 50-c/s field frequency. It is, of course, impossible to make valid comparisons in matters which are largely subjective without demonstrations, but demonstrations have already been given to delegates of the C.C.I.R., and can always be repeated.

Let us initially consider the capabilities of 405-line television. It is sometimes argued that such a standard once adopted would impose a serious limit to the degree of improvement which could be introduced with time. This argument underestimates the degree of improvement which can be applied to 405-line television as at present broadcast, and such as is frequently demonstrated. In this connection it is worth noting that the definition which is obtained using 35-mm film for cinema entertainment is on the average not vastly better than would be obtained at the theoretical limit with a 405-line picture. Some of the factors which hitherto have combined seriously to limit the performance of 405-line television, but

are now being eliminated, are enumerated below and discussed briefly.

1. *Contrast Ratio.* It is well known that a poor contrast ratio reduces considerably the subjective impression of definition, but by taking advantage of the latest developments in cathode-ray tubes an improvement of the order of 10:1 may be obtained, which will provide a contrast ratio comparable with that of the average cinema.

2. *Depth of Focus.* One of the most serious limitations of the simple iconoscope has been poor depth of focus imposed by the low sensitivity. With the wide apertures that have by necessity until recently been used in the studios, only a fraction of the total optical image on the mosaic has comprised detail requiring 400 lines to resolve it. With the introduction of more sensitive camera tubes this limitation will be completely removed.

3. *Resolving Power of Camera Tubes.* Only recently have camera tubes been introduced capable of fully resolving 400 lines in all parts of the picture. Using the latest development in amplifier design it will be possible to equalize fully the camera output signal, so as to produce 100 per cent modulation at the limit of 400 lines while still maintaining a good signal/noise ratio, and improved methods of scanning will provide a scanning beam free from astigmatism.

4. *Receiving Tube Raster.* The line structure is fundamental to all present-day systems of television, and naturally becomes more visible as the number of scanning lines is reduced. However, with the latest improvements in deflection coils an even focus is obtained over the face of the tube, and line broadening may be introduced at little cost to provide an even field.

It is to be noted that with the exception of Item 4, the defects listed above are not in any way diminished by an increase in the number of scanning lines, and indeed if the full advantage were to be gained by such an increase, a very considerable reduction in the magnitude of all these defects would be absolutely necessary. However, the question to be answered is: with the defects removed it is worth while increasing the number of scanning lines beyond 400? At this juncture it is important to consider carefully what is meant by "worth while." To illustrate the need for this cautious approach, suppose that a fully exploited 400-line picture is compared with a fully exploited 625-line picture, and that the improved quality of the latter is noted. If the difference between the two systems could be expressed purely in terms of monetary cost, then the question to be answered is simply "is the improvement worth the money?"

Unfortunately, the cost cannot be so simply assessed since it involves the question of bandwidth with the many implications referred to briefly in the earlier part of this article. The ideal 400-line system would, for an aspect ratio of 4:3, occupy a bandwidth of almost exactly 3 Mc/s, based on the well-known assumption of equal horizontal and vertical resolution. The 625-line picture would on the same assumption require 7 Mc/s. Such a requirement would, of course, seriously limit the development of a service, particularly with respect to the use of cable links.

It may well be argued that to provide for the full horizontal resolution equivalent to 625 lines is not necessary, and that a horizontal definition equivalent to that of a 400-line picture would be adequate, and would require a bandwidth of only 4.5 Mc/s. In this

case, the only advantage gained by increasing the number of lines is an increase in the vertical resolution. This improvement, although not great, might be considered worth while if judged on the basis of a laboratory experiment, but when dealing with a practical system of transmission it may well be found that any advantage gained is more than offset by the fact that some of the distortions which are inherent in any practical system will be far more perceptible, owing to the increased velocity of scan. For example, with a 625-line picture a given error in the arrival time of components of the signal will result in a disturbance which will occupy a space along a line 1.5 times as great as it will with a 405-line picture, and therefore in general it will be more visible. This will apply not only to many of the short-term echoes that are introduced frequently at the receiving point, owing to the proximity of buildings or a mismatch of the aerial feeder, but also to the type of "overshoot" often produced by inaccurate alignment of a receiver.

Most serious of all is the effect which occurs when a 625-line picture signal is transmitted over 3-Mc/s co-axial link, or for that matter through any apparatus which is efficiently designed for a 3-Mc/s band. Unavoidable distortion will be introduced at the cut-off frequency, which with a 405-line system will correspond with the limiting resolution of 400 lines, and will, therefore, produce a disturbance that is barely visible, even when of relatively large amplitude. A similar distortion presented on a 625-line picture will result in a disturbance pattern that corresponds with a 260-line structure, which will be clearly visible at any normal viewing distance.

Tests have been made, and demonstrations have been given, which show that the distortion which will inevitably result, due to transmitting a 625-line picture over a 3-Mc/s link, is such as to render the picture unacceptable. On the other hand, the distortion suffered by a 405-line picture transmitted over a similar link is scarcely visible. If the international exchange of programmes is to be put into effect, it is highly unlikely that links having a bandwidth greater than 3 Mc/s will be practicable, and the advantage to be gained by using a standard which will suffer no distortion due to this limitation is obvious, particularly when it is realized that the quality of the "local" picture is virtually unaffected by the choice.

Finally, it has been demonstrated that with a 3-Mc/s bandwidth and with 405 lines a highly satisfactory picture of very good definition can be produced even with the limitations of the present-day techniques. It is expected that an even better result will be obtained in the near future.

To summarize, it is considered that with the means which are now available, the capabilities of 405-line television will be fully exploited, and that when this has been accomplished, any small improvement that might be obtained by increasing the number of lines will be offset by the difficulties which will be encountered in maintaining the wider bandwidth required and in ensuring that the degree of overall distortion does not exceed the more stringent limits of tolerance. Without a substantial increase in bandwidth, nothing can be gained, and with the increased bandwidth the flexibility of the broadcasting system in terms of national coverage, exchange of programmes, and the improvisation of outside-broadcast links might be adversely affected to a serious extent.



# Impedance of R.F. Cables

*Explaining Why Length Has Nothing to do With It*

By "CATHODE RAY"

NOW that television is going ahead in a big way, more and more people are having to become acquainted with the fact that for connecting the aerial to the set one cannot just use any old bit of wire. One has to use a special sort of "feeder" cable, and it must have the right impedance. Now this is where I feel downright sorry for a lot of people. They have spent their youth learning Ohm's Law and getting used to the idea that the longer the wire the greater its resistance, and that impedance is the same sort of thing as resistance but applies to a.c. and is rather more complicated, but that undoubtedly the length ought to have a great deal to do with it. So when they are told that such-and-such television cable has an impedance of 80 ohms it is natural to ask "How long? Per 100 feet?" and it is grieving to be rewarded with a stare of contempt or derision.

Even if it is explained that the figure referred to is the *characteristic* impedance, it still doesn't seem to make sense that the length has nothing to do with it. If it is added that the resistance of the wire of which the cable is composed, and the frequency at which it is used, also have little or nothing to do with it, the mystery thickens. It may seem to clear when it is further explained that characteristic impedance is the impedance between the two conductors at one end when the other end is connected to an impedance of that value. Obviously, then, the resistance of the conductors is being neglected (which usually happens to be true), and it is the impedance at the other end that counts! But the newly-won self-esteem is liable to be punctured by the further disclosure that raising the impedance connected at the far end to, say, 160 ohms, may *reduce* the impedance measured at the near end to as little as 40 ohms, and that the characteristic impedance is still 80 ohms.

Any whose inquiries have taken them to that point and are tempted to give up are invited to have one more go and read on.

When first tackling this problem of r.f. cable impedance one might argue something like this. The capacitance between conductors in a typical coaxial television cable is 22pF per foot. So in a 100-foot length it would be 2200pF; and at the Sutton Coldfield frequency—say 60 Mc/s—that works out at 1.2 ohm. One would therefore expect nearly all the r.f. current from the aerial to be short-circuited through this capacitance, leaving very little to go into the receiver at the far end.

The flaw in this argument is the ignoring of inductance. One tends to think of inductance as something associated with coils, and of putting

the out-going and return wires of a circuit close together as the best method of eliminating the small trace of inductance one does get in a straight wire. But at frequencies high enough to make the capacitance important, the small uneliminated inductance is important, too.

There are formulæ and graphs showing the capacitance and the inductance per foot or per metre of parallel-wire and coaxial cables, in terms of the diameters and spacings of the conductors, and of the permittivity of the spacing material if any. So finding the capacitance and inductance of a given length of cable is easy. The difficulty arises when it comes to calculating how they affect a signal passing through the cable, because although the inductance is in series and the capacitance is in parallel they are not in separate lumps but are thoroughly mixed up with one another all the way along. If we tried to reckon by ordinary circuit methods we would be faced with the question of whether to place them between generator and load as in Fig 1(a) or as in (b). It would make a lot of difference to the result. Neither, in fact, would give anything like the correct answer.

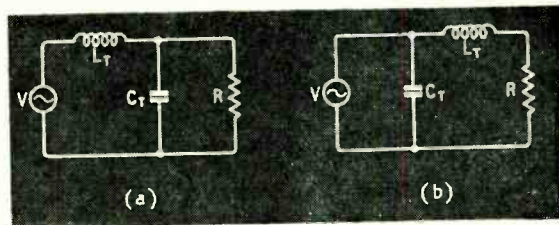


Fig. 1. Neither of these attempts to treat the total inductance and capacitance of a cable,  $L_T$  and  $C_T$  respectively, as components in a circuit is successful. They have to be chopped up small, as in Fig. 2, to simulate their distribution along the cable.

Fig. 2. Approximate electrical representation of a length of cable inserted between an a.c. generator (such as a television aerial) and a load resistance  $R$  (such as a receiver input).




Fig 2 is a nearer approach to reality. It is even better in principle than might appear at first sight, because by splitting the whole inductance and capacitance into sufficiently small units we can get as near to the correct answer as we want. But of course the smaller the L and C units the more there are of them, and the calculation looks hard enough with two or three.

Readers who managed to follow my article on filters in the January 1950 issue may remember that the type of filter we concentrated on was the type shown here in Fig 2, and that the input impedance ( $Z_0$ ) of an infinitely long chain of such sections was found

to be  $\sqrt{\frac{L}{C}} \sqrt{1 - \frac{\omega^2 LC}{4}}$ . So instead of the subdivision of L and C making the thing impossibly difficult, it actually makes it easier, because the mere assumption that they are infinitesimally small makes  $\omega^2 LC/4$  negligible; consequently the rather formidable term  $\sqrt{1 - \omega^2 LC/4}$  becomes equal to 1, as near as makes no matter; and we are left with  $\sqrt{L/C}$ . The ratio of L to C in a uniform cable obviously does not depend on how little or how much of the cable is included, so it can be calculated or measured. And, as we saw in connection with filters, the infinitely long tail can be broken off anywhere and a concentrated impedance equal to  $Z_0$  substituted for it without making any difference at the input end.

But if you think that picking out a formula from the middle of a previous and not particularly easy article is cheating, I quite agree with you; and to play fair I will now offer an alternative and much easier solution, starting more or less from scratch.

Actually we start from the receiving or load end and work backwards. For simplicity let us assume that the load to be fed by the cable is just a resistance, R, and that we reserve the right to make it any value we like. Fig 3(a) is a picture of it.

Suppose now that we have a very small capacitance, C, in parallel with R, and a very small inductance, L, in series with it, as in Fig. 3(b). The usual procedure in tackling a circuit like this is to replace C and R by their series equivalents; the circuit will then consist of three items all in series, which is quite easy. It happens that when the reactance of C is very much larger than R the formulae can be greatly simplified. The equivalent series resistance is practically equal to

R, and the equivalent series capacitive reactance is equal to  $R^2/X_c$  (where  $X_c$  is the reactance of C). So we can replace Fig. 3(b) by (c) ( $X_L$  being, of course, the reactance of L).

Now if the two opposite reactances in series happen to be equal, they cancel one another out, in accordance with the well-known principle of tuned circuits, and we are left with Fig. 3(a). Let us investigate the condition for the two reactances being equal; that is to say

$$X_L = \frac{R^2}{X_c}$$

$X_L$  is of course  $2\pi fL$  and  $X_c$  is  $1/2\pi fC$ , so substituting these we get

$$2\pi fL = R^2 \cdot 2\pi fC$$

which simplifies to

$$L = R^2 C$$

$$\text{or } R^2 = \frac{L}{C}$$

$$\text{or } R = \sqrt{\frac{L}{C}}$$

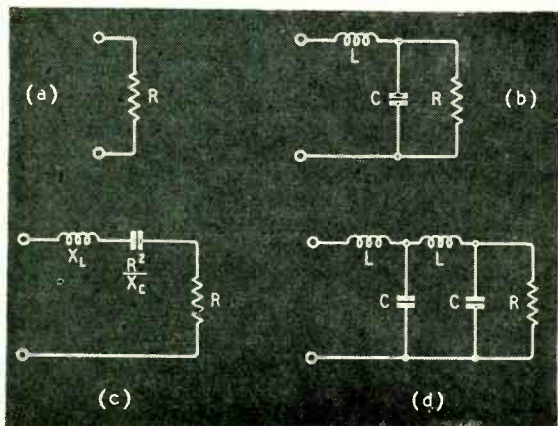
Provided that we give R this particular value, then, the circuit shown in Fig. 3(b) appears to any measuring instruments connected to the terminals to be identical with Fig. 3(a), regardless of frequency. Though I say regardless of frequency, there is just this qualification—we must remember that the above result was obtained on the clear understanding that  $X_c$  is much larger than R. Suppose, for example, that R is 500Ω, C is 1 pF, and f is 1 Mc/s. Then  $X_c$  is about 150,000Ω, which one can reasonably say is much larger than R. But at 300 Mc/s it is only about 530Ω, which certainly is not. All we have to do to make matters right at the highest frequency we are likely to need is to make C a million times smaller.

Next, having found that the input impedance of Fig. 3(b) (when  $\sqrt{L/C} = R$ ) is equal to R, we can substitute such a circuit for its own R, as in Fig. 3(d). The input impedance of this circuit is still equal to R. There is no reason why this substitution process should not be repeated as many times as we like (e.g., Fig. 2); as many times, in fact, as is necessary (even when each L and C is very small indeed) to build up the electrical equivalent of a cable. Thus we can say that the input impedance of such a cable would always be the same, regardless of its length and the frequency, provided that its far end was connected to a resistance equal to  $\sqrt{L/C}$ ; and that this input impedance would also be equal to  $\sqrt{L/C}$ , and would apparently be a resistance. This is what is called the characteristic resistance, denoted by  $R_0$ .

It is, of course, purely a characteristic of the cable. The R at the far end, to which  $R_0$  is equal, can be regarded as a substitute for an infinite length of cable, or succession of L and C units. L and C depend, as we have seen, on the diameters and spacings of the conductors, and on whether there is any material between them to increase C by its permittivity,  $\kappa$ . Thus, if C is, say, 20 pF per foot and L is 0.072μH per foot,  $R_0$  is 60Ω. L and C can be calculated in terms of the conductor spacing and diameter, and from them are derived the curves in Fig. 4, giving  $R_0$  for air-spaced lines of the two main types.

The only electrical variety is that the real one is bound to have some resistance as well as inductance and capacitance. Oddly enough, introducing resistance into our Fig. 2 "cable" (made up entirely of re-

Fig. 3. How Fig. 2 can be built up, using the principle of equivalent circuits.





actances) has the effect of introducing reactance into our purely resistive  $R_0$ . So for a real cable one must, in strict accuracy, refer to its characteristic impedance,  $Z_0$ . But theory and experiment both prove that in good r.f. cables the loss resistance has very little effect on the characteristic impedance, so in this particular connection we shall continue to neglect it, and take  $R_0$  as being a close enough approximation to  $Z_0$ .

Although Fig. 3(b) and (d) and Fig. 2 are all equivalent to Fig. 3(a) so far as can be detected by anything connected to the input terminals, they are not, of course, equivalent in every way. Consider the three-stage system shown in Fig. 5(a) connected to an a.c. generator. The substitution seen in Fig. 3(c) proved that the voltage across R in Fig. 3(b) is the same as that across the input terminals; and of course the same holds good every time the process is repeated. So as regards magnitude,  $V_1 = V_2 = V_3 = V_0$  in Fig. 5(a). This can only happen if there are phase differences between them, as shown in the vector diagram. Since the combination of C and R differs little from a resistance, the phase difference introduced by L is bound to be a lagging one. If, now, we suppose L and C to be very small and very numerous, the vector diagram approximates closely to a circle, in which the voltage is the same in magnitude wherever it is measured, but its phase changes in small jerks as the voltmeter is moved along. In the limit—a cable, for example—the voltage vector rotates continuously.

### Time Delay

The physical meaning of this phase effect is that when the generator starts to generate at the input end, the voltage (or current) takes time to progress along the cable to the other end. True, it takes remarkably little time. It travels along an air-spaced line at very nearly the regulation 186,240 miles per second for electromagnetic waves in space. Along a solid-filled cable it is usually about 40 per cent, slower, but this still represents quite a useful turn of speed. However brief the period of the journey, the interesting thing to ponder is that during that period the generator is not in touch with the terminating resistance, R, at all. It has absolutely no means of knowing whether the condition  $R = \sqrt{L/C}$  is fulfilled or not. So far as it, or you, or I can tell, somebody may have forgotten to connect R. Consequently, during the time the wave of current is travelling along the cable, R can have nothing whatever to do with how much current the generator is pushing into the cable. That can be determined only by  $\sqrt{L/C}$ , or  $R_0$ . If, then, the cable happens to have an  $R_0$  of, say, 100Ω, and the terminal voltage of the generator is 200V (r.m.s.), the r.m.s. current must be 2A, no matter what is connected or not connected at the far end. And, since  $R_0$  is a resistance, this current must be in phase with the voltage, so the generator is supplying power. During this short period before anything is coming out at the far end, the power is going exclusively into creating a pattern of electric and magnetic fields speeding along the line. For simplicity we shall assume that the generator waveform, and consequently the pattern, is sinusoidal.

This transient period can be likened to the situation in which some people find themselves, of having to pay income tax before the exact amount due has been agreed. In such cases it is necessary to make a tenta-

tive payment, subject to adjustment later if it should be found to be wrong. Similarly the generator has to pay current into the line before it knows how much the load resistance is due to take. Ohm's Law is, as it were, held in suspense until the current gets to the load.

If, when it does so, it finds that the load is a resistance, and that the ratio of line voltage to current happens to be equal to it (that is to say,  $R = R_0$ ), then Ohm's Law is fulfilled. Our 2A passing through the 100Ω load sets up a back pressure of 200V, which exactly balances the line e.m.f. The power coming out of the cable is absorbed by the load at exactly the same rate as it is being pushed in at the generator end. The only effect of the cable, assuming it introduces no loss, is the time lag.

But if, when our 200V 2A arrives, it finds the load resistance is, say, 300Ω, then that's awkward. The breach of Ohm's Law is too gross to be concealed. Something will have to be done about it. Unlike the income tax collector, who may leave the taxpayer to find out for himself if he has paid more than he need, load resistances are infallible. A 300-ohmer is constitutionally incapable of accepting 2A under a mere 200V pressure. When, as in this case, an attempt is made to compel it, the back pressure current across it

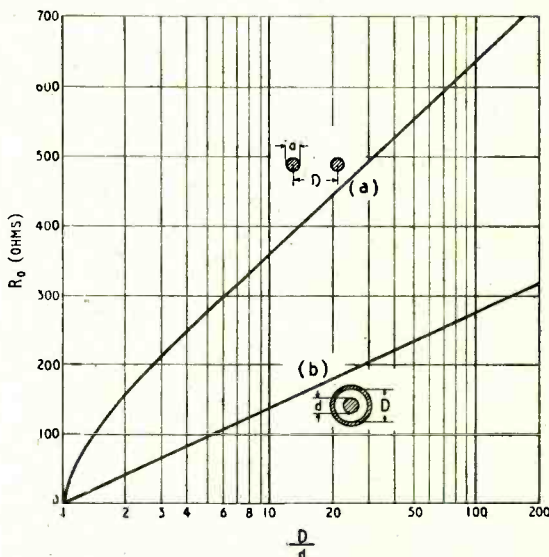
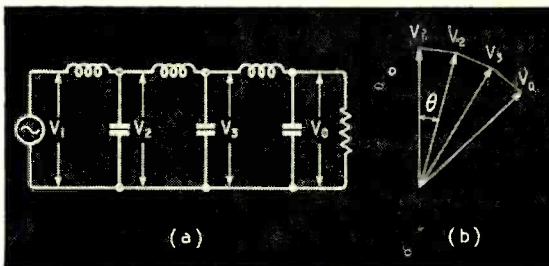


Fig. 4. Graphs of characteristic resistance ( $R_0$ ) of air-spaced parallel-wire and coaxial cables in terms of their cross-sectional dimensions.

Fig. 5. (a) A few sections of Fig. 2. (b) Vector diagram of the circuit of (a).



rises above 200V and starts sending current back into the line in opposition. This back current reduces the current flowing into the load and so eases the situation. Since the cable (looking back towards the generator) is equivalent to a resistance of  $R_0$  ohms, the ratio of the surplus voltage to the returned current must be equal to it. This is a very simple problem in algebra. Let  $I$  and  $V$  stand respectively for the current and voltage the generator is sending down the line. We know  $V/I$  must be equal to  $R_0$ . Let  $i$  stand for the returned current and  $v$  for the surplus needed to return it. So  $v/i$  is also equal to  $R_0$ . The net current going into the load ( $I - i$ ), and the total voltage across it ( $V + v$ ), must fulfil Ohm's Law. So  $\frac{V + v}{I - i} = R$ . Solving these simultaneous equations,

we get

$$\frac{i}{I} = \frac{v}{V} = \frac{R - R_0}{R + R_0}$$


In our example,  $I = 2A$ ,  $V = 200V$ ,  $R_0 = 100\Omega$ , and  $R = 300\Omega$ . So  $i = 1A$ , and  $v = 100V$ . The voltage across the load,  $V + v$ , is 300V, and the current into it,  $I - i$ , is 1A, which is correct for 300 $\Omega$ . The power arriving is  $2 \times 200 = 400$  watts, and the

power returned is  $1 \times 100 = 100$  watts; so the power going into the load is 300W, which is the same as the figure one would get by the alternative process of multiplying  $V + v$  by  $I - i$ . And so the discrepancy is put right, for the time being at any rate, in strict accordance with all the rules.

But it is by no means the end of the matter. Let us go back to the generator and study its reaction to the windfall when it arrives. Unless its own resistance happens to be the same as the cable's  $R_0$ , it cannot accept the return in full. (Unlike some taxpayers, an electrical generator's honesty is beyond reproach.) In our example, a generator resistance (denoted by  $r$ ) equal to 100 $\Omega$  would mean that its e.m.f. must be 400V in order to have maintained 200V at the terminals of the 100- $\Omega$  cable during the period before the return of the surplus power. In such a case, this returned power would be completely accepted by the generator and the net outgoing power would be  $400 - 100 = 300W$ ; equal to that being taken by the load. On a power basis this is delightfully neat and easy. But the phase lag due to the cable is likely to play Old Harry with the voltage and current. This is really a subject in itself, which will have to keep till next month.


## NEW FACSIMILE EQUIPMENT

*British System Employing Electro-Sensitive Recording Paper*



Self-contained receiver, producing pictures 11 inches wide, requiring only an a.c. mains supply and connection to source of signals (land-line or radio).

"Mufax" telegraph receiver for high-speed facsimile reproduction of line drawings, typescript, etc.



THE photo-telegraphic transmitters and receivers developed by Muirhead & Co., Beckenham, Kent, have already established a reputation for high picture quality, and are used in many leading newspaper offices abroad, as well as in this country.

A less expensive system employing electro-sensitive paper has been evolved for small newspapers and gives resolution ample to their needs. No developing or processing is necessary and the formation of the picture can be observed in full daylight. The paper (which is supplied in 100-ft rolls) is treated with electrolyte which is voltage-sensitive and produces a blue-black stain when a current passes through it. The lines are scanned by a rotating wire helix mounted on a horizontal roller behind the paper, which is pressed forward against a knife edge. The point of intersection between the helix and the knife edge travels rapidly across the width of the paper at each revolution, and as it does so a modulated current is passed through the "contact" point.

The value of this new development to newspaper staffs is that pictures can be appraised and the necessary alterations to make-up set in motion before the picture is actually finished. Also a continuous record of all pictures arriving by wire or wireless is available.

In addition to complete and self-contained "Mufax" receivers giving pictures 11 inches wide, there is a monitoring attachment, giving the same size of picture, for Art Editors' desks, and a smaller monitor for mounting on the receiver rack of existing Muirhead photo-telegraphic installations. All the new machines conform to C.C.I.T. standards and operate from 200-250 V, 50 c/s mains.

Another interesting development along these lines is the "Mufax" telegraph transmitter and receiver, which give picture quality suitable for reproducing diagrams, handwriting or typescript at much higher speed. The system has great possibilities for the exchange of information between branches of engineering works, banks, meteorological services where facsimile diagrams of formulae, signatures and maps can be of greater value than the spoken word. The time of transmission of a diagram 28 sq in in area is only 90 seconds, scanning 100 lines to the inch at 4 revolutions per second.



# Sound Reproduction

## Equipment at the B.S.R.A. Exhibition

**T**HE Exhibition organized by the British Sound Recording Association in London on 20th and 21st May was supported by twenty-two firms. The large attendance of visitors, at both the Saturday and Sunday sessions, provided further proof—if such were needed—of the widespread interest in high-quality recording and reproduction, and of the community of interest between the amateur and the professional in this field.

The firms exhibiting represented a very fair cross-section of recording and audio engineering, and in addition to disc, magnetic wire and tape and film recorders there were many examples of amplifiers, loudspeakers, pickups, microphones and the more basic components of a.f. equipment.

**Long-playing Records.**—Considerable interest was shown in apparatus for long-playing records in view of Decca's announcement that their 33 $\frac{1}{3}$  r.p.m. pressings (hitherto available only for export under the name "London") would be on the British market within a matter of weeks. Giving 20 to 22 minutes' playing time per side, the Decca Gold and Red label 12-in discs have been provisionally priced at 37s 6d and 32s 6d each (actually a lower cost per minute than 78-r.p.m. recording), while "Brunswick" and "Capitol" 10-in records will be about 23s each. The records are pressed in polyvinyl resin ("Geon") and have a remarkably low surface noise; this is an essential prerequisite of microgroove recording, since with restricted maximum amplitude, the dynamic range can be maintained only by extending the lower limit into the region hitherto occupied by surface noise.


A wide range of equipment—from a simple 33 $\frac{1}{3}$  r.p.m. open playing desk, for use with existing amplifiers and radio receivers, to a "Decola" high-fidelity reproducer fitted with alternative 33 $\frac{1}{3}$ - and 78-r.p.m. record-playing facilities—was shown by Decca. Crystal-type pickups with 0.001-in radius sapphire styli are used in the single-speed playing desks, and interchangeable magnetic pickups, suitably colour-coded for stylus radius, are provided with the two-speed motors. The weight of the head in conjunction with a spring-counterbalanced tone arm automatically provides the correct needle pressure. To protect both stylus and record, a spring-loaded roller safety

device is incorporated in the new long-playing pickup head. For the "Decola" a special transcription quality turntable has been developed, and another new production is the two-speed record changer taking ten 10-in or 12-in records mixed, which is fitted in the Decca Model 92 radio-gramophone.


For some time now Garrard have been making gramophone motors, record changers and pickups for long-playing records, but these have been exported to America. Now that records are available, the Garrard models will be marketed also in this country. Among the machines shown on their stand at this exhibition were Model SM, a simple three-speed turntable for 33 $\frac{1}{3}$ , 45 and 78 r.p.m., Model M, on similar lines, but with provision for interchangeable pickups, and Model RC80, a most versatile record changer designed to play no fewer than six different types of record, including the 7-in 45 r.p.m. R.C.A. type with large centre hole. Model RC72 is a less expensive changer which is a modification of the RC70, with redesigned trip mechanism and a tone arm designed to accommodate a wide variety of pickup heads. As a record changer it will play 10-in or 12-in records (not mixed) at 33 $\frac{1}{3}$  or 78 r.p.m. or 7-in records singly at 33 $\frac{1}{3}$  and 45 r.p.m.

**Disc Recording.**—The high standard of design and finish in direct disc recording equipment of British manufacture was well exemplified by this exhibition.


Studio and portable equipments for the professional were shown by M.S.S. Recording, who have introduced a new type (PR/6) with a specification intermediate between the simple 4-watt Type PR4/C




Garrard Model RC72 record changer for 10-in or 12-in 33 $\frac{1}{3}$  or 78 r.p.m. discs. Single records of 7-in diameter or 45 r.p.m. can be played.



Decca record changer for standard or long-playing records fitted in the Model 92 radio-gramophone and pickup for long-playing records showing roller safety device. Pickups are colour-coded for stylus size.






M.S.S. 10-watt portable disc recording equipment, Type PR/6.

combined recorder and player and the 30-watt twin-turntable Type SP/2/1 studio portable equipment. The Type PR/6 has a 10-watt output, is substantially flat to 10kc/s and can be adapted for micro-groove recording if required. Two microphone channels with separate controls are provided and the output can be switched to either of two machines for continuous recording. Facilities are provided for automatic radius compensation when making long-playing records.

Another interesting development shown by M.S.S. is in connection with speech therapy. The use of recording in the treatment of speech defects has been known for some time, but one of the difficulties has been the introduction of distortion through playing back at a level differing from the original sound. The consequent modification of the tonal balance due to the Fletcher-Munson characteristics of the ear can cause serious confusion and delay the rate of recovery. In the Type STR/1 equipment, developed in co-operation with the Moor House School, Hurst Green, Oxted, the recording microphone is used to monitor the playback in conjunction with simple controls and a level meter calibrated in decibels.



Grampian Type SR2 disc recorder and Type RA3 amplifier for use with the B.B.C. Type "B" negative feedback cutter head.

Grampian Reproducers were showing their Type SR2 disc recording machine, which can now be supplied with a negative feedback cutter head made to the specification of the B.B.C. Type "B" head. The Grampian Type RA3 rack-mounting amplifier has been developed for use in conjunction with this head and gives provision for up to 30 db of feedback. Frequency response is up to at least 20kc/s with distortion only 0.5 per cent at 1,000c/s at normal recording

levels. Power outputs of 40 and 70 watts are available from the RA3 and RA3A amplifiers respectively. A 10-watt recording amplifier is also available (Type RA2), with four input channels and a built-in monitoring and playback loudspeaker.

A wide range of equipment and accessories for disc recording on the stand of Simon Sound Services included a professional recording console for film studio work as well as a twin-channel transportable system with four-channel electronic mixer unit, and provision for operation from 12-V d.c. supplies.

Although not a disc machine, the "Memobelt" recorder shown by Dictaphone can be conveniently considered under this heading. It is essentially a business dictating machine and makes use of a flexible band of ethyl cellulose, 12in in circumference and 3½in wide on which the sound is recorded by swaging in a continuous helical groove. The groove pitch is 200 per inch and a playing time of 15 minutes is provided by each record. Both the recording and transcription machines are remarkably compact and contain all the relevant amplifiers, etc. Continuous recording apparatus is also available, and a time-speaking clock for interjecting time intervals between messages—say, in records of air traffic control—was demonstrated.

**Magnetic Recording.**—Wire recorders were shown by Wirek (Electronics) and Simon Sound Service. The Wirek Model "B" is designed for recording music as well as speech and has a frequency range of 70 to 7,000c/s  $\pm 3$  db with a linear wire speed of 2ft/sec. A heavy capstan flywheel gives constancy of speed and in the case of the Model "B1" is surmounted by a 78 r.p.m. turntable and pickup for recording from discs. Control is by means of a series of interlocked push-button switches. A lightweight version (Model "C") has been developed for business dictation and a complementary transcribing machine is available.

No fewer than seven firms were showing tape recorders. Samples of the new G.E.C. magnetic tape, made in two grades, were on view with full information regarding characteristics, and the G.E.C. console high-quality tape recorder was shown. This is fitted with three heads and separate amplifiers for recording and reproduction.

Wright and Weaire gave demonstrations of the British Ferrograph tape recorder. This machine makes use of the "Tape Deck" and records two tracks side by side on standard ¼-in tape.

At 3¼in/sec the playing time is two hours with a frequency response of 70-4,000 c/s, while at 7¼in/sec the response is 70-8,000 c/s,  $\pm 3$  db, with an hour's duration. In one demonstration a comparison





British Ferrograph magnetic tape recorder incorporating the Wearite "Tape Deck."


machine was fitted with two identical amplifiers to give instantaneous changeover switching between an incoming radio programme and the same signal immediately after recording on the tape; there was no apparent difference either in quality or background noise. Another machine was modified to record simultaneously on the twin tracks, and excellent stereophonic effects were obtained, using two microphones with separate amplifier channels.

A business dictating machine, the "Recordon," using a spiral track on a disc of flexible oxide-coated material, was shown by Thermionic Products, who were also demonstrating their "Soundmirror" tape recorder. This is a versatile self-contained machine with an 8-in. p.m. loudspeaker and a high-quality non-directional microphone, and is made either as a portable or with polished wood finish for the home.

The tape recorder developed by Simon Sound Service is interesting, among other reasons, for the fact that alternative tape speeds of  $7\frac{1}{2}$  and 12 in/sec are provided. The latter is a non-standard speed, but has been chosen to give a substantial extension of high-frequency response above the limit of 7 to 8 kc/s usually associated with  $7\frac{1}{2}$  in/sec, without reducing playing time, with standard spools, below the 20 minutes considered optimum for long-playing musical recordings.

A "personal" tape recorder operated entirely from

Dictaphone Model TMT telephone recorder and dictating machine. The electromagnetic microphone serves also as a miniature loudspeaker for playback.



dry batteries and weighing only 15 lb was shown by Wirek (Electronics). It is designed for reporters and commentators and has an endurance of 10 minutes at 15 in/sec (the speed required for immediate playback on studio equipment). The "Reprorecorder" made by the same company is a mains-operated general-purpose recorder with the three standard tape speeds of  $3\frac{3}{4}$ ,  $7\frac{1}{2}$  and 15 in/sec and is substantially built for continuous professional use.

**Sound on Film.**—This branch of sound recording was ably represented by the exhibit of Leever, Rich and Company, who specialize in studio and mobile recording on 35 mm and 16 mm film. In addition to direct photographic recording on film this firm has developed a transportable magnetic recorder for high-fidelity pre-recording of film sound effects, for subsequent printing on the edited film. Both recorder and film camera can be operated independently from batteries, and a system is being developed in which a synchronizing tone generated by the camera will be recorded alongside the sound track on the magnetic tape.

Also shown was a neat hand-operated sound track reader, for editing film, with a self-contained light source, photocell, amplifier and loudspeaker. A number of interesting test films for both sound and vision in 16 mm equipments were demonstrated.


## ACCESSORIES AND COMPONENTS

Components for the amateur constructor of tape recorders were the centre of attraction in the exhibit of Audigraph, Ltd. These included tape heads for recording, playback and erasure, coils for bias oscillators, etc. Also shown were complete recording and playback amplifier units and prototypes of tape mechanisms and complete recorders.

Well-made audio-frequency and mains-frequency iron-cored components formed the exhibit of R. F. Gibson, who showed a wide range of designs in a variety of tropical finishes—including the latest solventless varnishes. Also shown were screened pickup and microphone transformers and an output transformer to the specification of D. T. N. Williamson.

**Loudspeakers.**—A very wide range of types was covered by the half-dozen firms showing loudspeakers. These ranged from cone chassis to complete cabinet reproducers.

From the comprehensive display of Wharfedale units we noted the Super 12/CS/AL and Super



8/CS/AL. These loudspeakers have low fundamental resonances and the cloth surrounds provide effective damping at the cone periphery; speech coils are aluminium-wound, and coil apexes are bakelized.

Grampian Reproducers showed a 12-in permanent magnet unit (Type 3512/15) with curvilinear cone capable of handling 15 watts and with a very good axial response curve. The Vitavox display, in addition to giving full information on the "Klipschorn" horn-loaded corner cabinet, included many examples of pressure units and multicellular horns for public address work.

Among high-quality reproducers the "Corner Ribbon" shown by the Acoustical Manufacturing Co. created considerable interest and discussion. Decca were showing a sectioned model of the dual concentric horn unit used in some of their recording equipment and also a new corner horn incorporating one of the latest Wharfedale 8-in units.

**Microphones.**—Much progress has been made in the reliability and sensitivity of microphones of the moving-coil and ribbon types, and this has been due in no small measure to the adoption of new methods of pressing one-piece Duralumin diaphragms of extreme thinness.

In the Grampian Type DP1 moving-coil microphone the diaphragm and aluminium coil weigh only 560 milligrams, and acoustic cavities are formed in the die-case spherical housing to produce a level response between 60 and 9,000 c/s.

Another interesting design at the Show was the Reslo Type RV ribbon microphone in which the output is maintained at a high level, though the overall size has been very considerably reduced; the cylindrical case measures only 2 in in diameter and 2½ in long. The ribbon is only 2 microns thick, but can be easily replaced as it is mounted in an interchangeable bakelite sub-frame. Response is flat within ±2 db from 40-8,000 c/s.

**Amplifiers.**—The 12- and 25-watt audio amplifiers made by H. J. Leak were the subject of considerable interest, not only for their performance but also for the high standard of workmanship in their construction. Feedback is applied over three separate paths and a stable amplification, level within ±0.1 db between 20 c/s and 20,000 c/s, is obtained. The amplifier is, in fact, being sold as a stabilized-gain laboratory instrument, as well as for high-quality recording and reproduction in which the low average distortion (0.1 per cent) fully meets modern requirements. A single-valve remote-control pre-amplifier with tone control effected by non-resonant negative-feedback circuits was also shown.

Recent modifications to the design have increased the frequency range of the Grampian Model 491 (10-watt) and 492 (4-watt) amplifiers for record reproduction and they now cover 50 to 20,000 c/s with distortion at full power of less than 1 per cent. It was also announced that a kit of parts for a 15-watt amplifier is being put on the market by Grampian Reproducers, together with full constructional details.

G.E.C. were showing a "quality" version (BCS2430) of their standard 30-watt P.A. amplifier in which a response flat from 40 to 12,000 c/s is obtained with less than 0.4 per cent distortion.

**Test Equipment.**—A comprehensive display of measuring gear for audio-frequency work was exhibited by Dawe Instruments and included their Type 1400 sound level meter, the Type 400 series of wide-range RC oscillators, the Type 6138 valve voltmeter

(1 mV to 300 V, 10 c/s to 1.5 Mc/s), and a high-speed level recorder (Type 1406) for microphone, loudspeaker and amplifier frequency characteristics. The record is made by a stylus point on 50 mm waxed paper, and full traverse of the pointer occupies only 0.12 sec. Either linear or logarithmic scales can be recorded and the response is flat from 50 c/s to 200 kc/s ±1 db, or 500 kc/s ±3 db.

## RECORDING VANS

Mobile sound recording vans visited the exhibition and were on view in an adjoining street. They provided a striking demonstration of the importance of recording in broadcasting and in the film industry.

The B.B.C. were showing the eight-channel recording van designed for the simultaneous recording of sports commentaries in foreign languages. First used in conjunction with the 1948 Olympic Games, this van is equipped with eight wire recorders, each remotely controlled by switches incorporated in the associated microphone. Cue lamps are mounted on each microphone and indicate that the machine is working; also that the supervising engineer wishes to talk to the commentator, which he can do by using the commentator's electrodynamic microphone as a loudspeaker.

Radio Luxembourg showed a recently completed recording van which is designed primarily for concert and theatre work. It was supplied by E.M.I. Factories and contains two BTR/1B studio-type magnetic tape recorders, and a disc recording machine by S. G. Brown.

Sound tracks for film have to be recorded at places remote from mains, and in the Associated British Pathe van a 60-volt battery with a capacity sufficient for two days' working is carried. This van, which is equipped with the latest R.C.A. sound-on-film camera, can be blacked out for film changing. Comprehensive equalization and volume compression circuits are provided, and the latest type of galvanometer, biased for noise reduction, is used in conjunction with ultra-violet light exposure.

Comprehensive power supplies—including batteries—are also a feature of the Leever-Rich mobile recording unit, which incorporates an acetate disc recorder in addition to a 35 mm studio-type film recorder with bilateral variable area track. Designed for hire work, this van is very fully equipped with cables, microphone booms, intercomm telephones and all the paraphernalia inseparable from film recording.

## VALVE VADE MECUM

**P**UBLISHED in Antwerp by P. H. Brans the Valve Mecum has expanded edition by edition and has now become one of the most comprehensive valve data books available. In this 8th edition the general index, data tables and valve bases are contained in a single volume which, in many respects, is more convenient than the two volumes of the past few editions.


The total number of valves listed cannot be less than 15,000. Most of the latest types of British, Continental and American valves are included and details are given of special television valves, c.r. tubes and of some of the rarer types of valve, such as nonodes, phasitrons, and accelerometers. In all there are some 508 pages of valve data.

Copies of the 1950 Valve Mecum can be obtained from Bailey Bros. and Swinfen, Ltd., 26-27, Hatton Garden, London, E.C.1, and the price is 24s including postage.



# All-Station Television Receivers

*Adjustable Tuning in New Bush Models*



Bush Radio Model TV22 television receiver.

**T**HE most striking feature of the new Bush Radio sets is that they are provided with adjustable tuning so that they are suitable for any station in the television band. The same model is, therefore, suitable for any district and in the areas of overlap between two stations, the choice between the two can be effected by a trial on site. The sets are available in two forms—a table model (TV22) with a 9-in tube and a console (TUG24) with a 12-in tube. Apart from the difference of tube size the receivers are identical.

The set is a superheterodyne having two signal-frequency circuits and an oscillator circuit. The latter is tuned by a movable composite core, part metal and part dust-iron, so that at one extremity the inductance is reduced and at the other it is increased. This is adjusted by a knob at the back of the set and it is necessary only to turn the control for maximum sound signal. The signal circuits are similarly variable by movable cores, but are of the screwdriver-adjustment type accessible at the back of the set. They are adjusted after the oscillator for maximum vision signal. The aerial used must, of course, be appropriate to the desired station.

The circuit of the frequency-changer is unusual in that a pentode is used as a combined oscillator and mixer, as shown in Fig. 1. The signal-frequency circuits are  $L_1$  and  $L_2$  and the oscillator is  $L_3$ , being a Colpitt's circuit with the valve capacitances acting to provide the capacitive tap for the cathode. The signal from the r.f. valve  $V_1$  is fed into  $L_3$  at a nodal point to minimize coupling between  $L_2$  and  $L_3$ . The i.f. output at 19.5 Mc/s for sound and 16 Mc/s for vision is taken from the anode of  $V_2$ , the tuned circuit being  $L_5$  and circuit capacitance.  $C_1L_4$  is a trap tuned below the vision channel to eliminate possible interference from the sound channel of an adjacent transmitter.

The vision i.f. amplifier has two stages, the first being common to both vision and sound channels and having a combined sound-channel rejector and sound pick-out circuit. There are a diode detector, one v.f. stage, feeding the cathode of the c.r. tube, and a diode noise limiter.

On the sound side there are two i.f. stages, the first having a.g.c. bias, a diode detector, a series-diode noise limiter, and a pentode output stage.

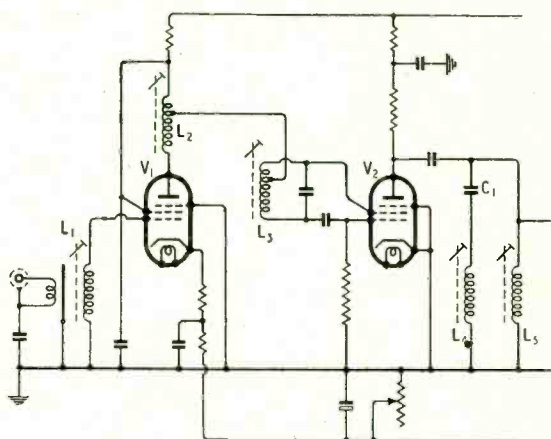
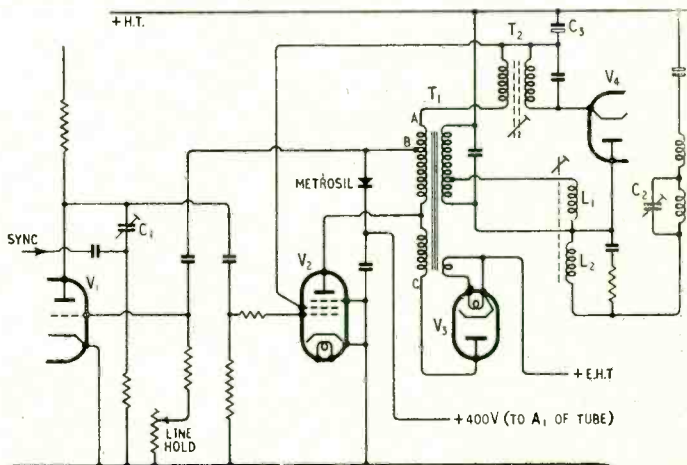


Fig. 1. The signal-frequency and oscillator circuits are shown here. A single-valve pentode frequency-changer is used with the screen-grid acting as the anode of a Colpitt's oscillator.

Fig. 2. This diagram shows the line-scan circuit which includes a current-saving diode  $V_4$ . It also provides h.t. boost. The first and second anodes of the tube both derive their voltages from the line fly-back.



In the synchronizing and scanning circuits economy is effected by using triode pentodes. In one the pentode section acts as a sync separator while the triode is part of the line time-base and in the other the triode is the frame blocking oscillator and the pentode the frame-scan output valve.

The line output valve and the triode referred to above form a multivibrator for generating the line saw-tooth. This is shown in Fig 2, and it will be seen that  $V_1$  and  $V_2$  form a normal type of multivibrator;  $C_1$  is the capacitance across which the saw-tooth is developed, and is adjustable as an amplitude control, while  $R_1$  provides a sharp pulse on fly-back. The total voltage across A and C of the transformer  $T_1$  reaches about 9 kV on fly-back and is rectified by  $V_3$  for the tube supply, the reservoir capacitance being provided by the capacitance between the internal and external coatings of the tube itself. A portion AB of the transformer voltage is rectified by a Metrosil unit to provide about 400 V for the first anode of the tube.

A "damping diode"  $V_4$  is used to give both current saving and h.t. boost. It is controlled by a voltage developed in  $T_2$ . For efficiency in this type of circuit it is necessary that  $V_2$  and  $V_4$  should conduct alternately,  $V_4$  over the first part of the scan and  $V_2$  over the second part. Some overlap is necessary to avoid critical adjustments, of course, but  $V_4$  should be non-conductive for the major part of the time that  $V_2$  is functioning. Accordingly  $T_2$  introduces into the cathode circuit of  $V_4$  a voltage derived from the anode current of  $V_2$  which ensures that the diode is cut off over the proper interval and that its operating conditions are controlled during its conductive period. The latter is necessary for a linear scan and  $T_2$  has an adjustable core which forms the main linearity control, a second control being afforded by

$C_1$  in controlling the saw-tooth amplitude applied to  $V_2$ . The mean "automatic-bias" voltage of the diode is developed across  $C_3$  and applied as h.t. boost to the pentode  $V_2$  so that this valve operates at a considerably higher voltage than that of the h.t. line.

Picture width is controlled by  $L_1$  and  $L_2$ , which have ganged cores so that the inductance of one is increased as the other is reduced.  $L_1$  is in shunt with a tapping on the secondary of  $T_1$ , and as it is reduced it absorbs more and more current from the deflector coil.  $L_2$  is in series with the deflector coil and maintains the total effective inductance substantially constant so that changes in picture width do not affect the fly-back time, the c.h.t. voltage, the focus or the linearity. In order to reduce radiation the whole of the line-scan valves and transformers are screened.

The frame coils have their centre tap "earthed" through a resistance. The line coils have one of the pair shunted by the capacitor  $C_2$ . This provides a balance condition and minimizes shock excitation of the frame coils by the line fly-back and prevents a damped sinusoidal current from being developed in them to produce a spurious deflection.

The set has series-connected heaters and a half-wave rectifier and is designed for a.c. or d.c. mains of 200-250V. It has 15 valves, of which five are double-types, so that there are 20 electron streams. The panel controls are Sound Volume, with a combined on-off switch, and Picture Brightness. Frame and Line Hold controls also appear on the front, but as pre-set controls with coin slots. The other pre-set controls are visible at the back.

In a bakelite cabinet with a 9-in tube the set is priced at 42 gns, including tax. In a wooden console cabinet with a 12-in tube it costs 76 gns.

## Amateurs and Television

WITH the extension of the television service the problem of interference from amateur transmitters has again caused great concern to both amateurs and viewers. At the instigation of the Radio Society of Great Britain, a meeting of R.S.G.B. and Post Office officials was recently held and a review of the present position, including the recommendations of the Post Office, is given in the May issue of the *R.S.G.B. Bulletin*.

The two aspects of the problem of T.V.I., as amateurs call it, which are causing concern are (a) where the interference is due solely to energy radiated on frequencies within the licensed bands and (b) where the television field strength in the area is so low that no known technique can reduce the harmonic level to a degree where interference would be insignificant.

Examples in the first category are:—(1) receivers having a second channel within an amateur band; (2) sets with little or no protection on the i.f. which may be in an amateur band; and (3) sets having so little selectivity that inter-modulation can be produced by a signal in one of the amateur bands. It is stated that "The Post Office recognizes the force of the Society's argument on this aspect of the case; in fact, it is known that whenever an example of types

(1) and (2) is encountered a standard form of letter is sent to the viewer suggesting that he should approach the manufacturer and ask for the receiver to be modified."

Where interference is caused with sets in areas of low field strength the view is taken by the Post Office that "where normally a 'reasonable' picture is obtained an amateur must close down during programme hours until he has reduced the interference to a satisfactory level." The figure of  $100 \mu V/m$  at a height of 30 ft was suggested by the R.S.G.B. but the P.O. expects amateurs to avoid interference "in areas where the normal field strength is as low as  $20-30 \mu V/m$ ."

Commenting on this "unfair and unreasonable demand" the writer points out that this ruling means that "amateurs who live in the [television] fringe areas are expected to reduce the harmonic radiation from their transmitters to a level which is much less than that required by international agreement for commercial circuits." The situation should, of course, be eased considerably when the national television network is completed, and the R.S.G.B. suggests "the exercise of a little more patience by the general public until the television service is in full operation in their districts."



# Improving a Loudspeaker

*Simple Modifications Which Extended the Frequency Range by Three Octaves*

By C. F. BROCKELSBY, A.R.C.S., B.Sc., A.M.I.E.E.

THE design and construction of a really first-class loudspeaker is an undertaking which only a few enthusiasts would care to tackle at home, but improving the performance of an existing low-grade speaker is a different matter. This note describes simple modifications which extended the frequency response of a particular small speaker by about three octaves.

A cheap 8in permanent-magnet speaker, which had been in use as a "temporary makeshift" since 1939, recently met with an accident, in which the corrugated surround of the felted cone was torn for a length of about 1in. A repair made with rubber gum was not successful; there were still unpleasant buzzes. It was decided to try more radical treatment before scrapping the cone completely. The cone proper was undamaged, only the corrugated surround being torn.

Without removing the cone from the chassis, it was cut away from the surround with scissors; the surround was removed and replaced experimentally by four short pieces of sticky tape. This demonstrated that the centring was unaffected and that the major resonance had dropped from its original figure of about 120c/s to something below 50c/s. A surround, made of strips of old twill sheeting, was then fitted by means of rubber gum, and the performance was checked on a b.f.o. The major resonance—now determined simply by the centring spider, of the "arms of Man" type—was just above 30c/s; fortunately the coil was a good deal longer than the depth of the gap, so that a fair increase in amplitude was permissible. There was considerable non-linearity at large amplitudes, as shown by an asymmetrical resonance curve, but at amplitudes corresponding to normal working conditions this was not marked.

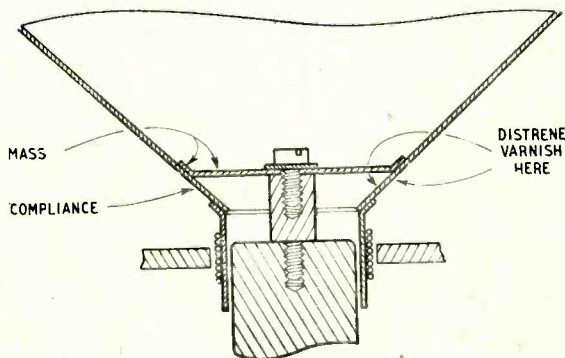
The speaker had been housed in an open-back cabinet 1ft 6in square and 1ft deep, which was now inadequate. The back of the cabinet was therefore closed with a well-fitting piece of  $\frac{3}{8}$ in composition board, which resonated furiously at 50c/s until it was stiffened by nailing—very thoroughly—to a piece of 1in plank 6in wide, extending right across the back.

A volume of only  $2\frac{1}{4}$  cu ft is very small for an "infinite" baffle, but the audible results were much more satisfactory than with the open-back box. A check was also made by putting the speaker on a 4ft square flat baffle: again the result was inferior. The cavity resonance of the box, with the speaker removed, occurs at about 80c/s; this resonant frequency is reduced when the speaker is inserted, because the mass of the cone is added to the air column vibrating in the opening. The cone and dust jacket of the speaker and the silk covering the hole damp the resonance quite heavily, so that it was not annoying, being perceptible only as some coloration of a few deep-pitched male voices. Some further damping

of this resonance was, later, secured by putting about a quarter of a pound of teased-out cotton wool inside the box. Although the fundamental resonance occurs not far below 80c/s, the response continues down to much lower frequencies because the baffle is "infinite."

After these modifications, the hum from the receiver was objectionable (because of the extended bass response) and extra smoothing had to be fitted. A b.f.o. check also showed that the receiver output was deficient in the bass; this was corrected with the aid of additional negative feedback, so that the measured receiver response was flat from 30c/s to above 12 kc/s.

The improvement in the bass response was quite surprising, but, as might have been foreseen, the tone balance was not very good. Critical listening showed that the h.f. response was adequate for speech, but inadequate for music, suggesting a cut-off at about 8 kc/s; a check with the b.f.o. revealed a sharp drop, beginning at 7 kc/s, in the speaker output. The reason for this cut-off was obvious as soon as the centring arrangement of the speaker (see sketch) was examined. The spider was stuck to the front of the cone by a thick ring at a distance of about  $\frac{3}{8}$ in in front of the junction of the speech coil and the cone. This left a ring of soft-felted material, providing the compliance—while the centring arrangement provided the mass—for a low-pass filter. The cure was obvious: the apex of the cone was given two generous coats of Distrene varnish, to stiffen it and to join the speech coil more or less rigidly to the ring of the centring spider. The increase in bandwidth was immediately obvious to the ear, not the least noticeable effect being the increase in the 9kc/s whistle. A check with the b.f.o. showed that the sharp fall above 7 kc/s had indeed been cured, the



Extension of high-frequency response resulted from reinforcement of the cone between speech coil and centring spider.

response being fairly well maintained up to 12 kc/s. On speech, the change produced no noticeable effect, but there was a definite improvement in the reproduction of music (especially on percussion instruments) and the tone balance was satisfactory. In addition to the extension of the frequency range, the changes—presumably mainly the cloth surround—seem to have resulted in a general smoothing of the response.

It took something of a mental effort to bring oneself to make the first cut in the cone with the scissors, and the experiment would probably never have been tried had the speaker not been damaged. No real difficulty was, however, met at any stage. At one point a drop of Distrene varnish fell into the gap, threatening to stick the coil permanently to the pole piece, so that the original plan of leaving the centring

undisturbed had to be rapidly abandoned. This proved to be an advantage, for in re-assembling the centring device it was possible to improve the symmetry of the forward and backward cone travel by putting in extra washers. Centring was found very easy: the locking screw was tightened while the cone was vibrating through about  $\pm \frac{1}{16}$  in at 50 c/s. This adjustment has "stayed put" now for some months.

The modified speaker is not, of course, in the first class: the magnetic field is too weak for really good transient response, a further extension and levelling of the "top" response is desirable, and a baffle with a cavity resonance at 30-40 c/s would be better. But the improvement over the original performance is very real, and this for the expenditure of only a few pence and some hours work.

## SHORT-WAVE CONDITIONS

### May in Retrospect : Forecast for July

By T. W. BENNINGTON (Engineering Division, B.B.C.)

THE average day-time usable frequencies for these latitudes decreased considerably during May, while those for the night-time continued to rise.

Day-time working frequencies were therefore relatively low, and long-distance propagation of the higher short-wave frequencies was infrequent, particularly in east-west directions. The 28-Mc/s amateur band, for example, though alive with African and South and Central American stations for most of the month, was well above the m.u.f. for transmission to the U.S.A., and North American amateurs came in very infrequently. Night-time working frequencies were such that 15 Mc/s was usable till well after midnight and 11 Mc/s was generally the lowest frequency necessary at any time of night.

A feature of the month was the very noticeable prevalence of Sporadic E, which was evidenced both in the vertical incidence measurements and by activity on the higher frequencies. Very strong 28-Mc/s signals were often receivable in southern England from Continental amateurs—notably from Germany and Italy—as well as from stations in Scotland. The Sporadic E, as is its nature, often appeared to be patchy and short-lived, and on 28th, for example, several Scottish amateurs came in very strongly for quite a time and then became inaudible within a minute or two. Frequencies up to 50 Mc/s were often receivable by way of Sporadic E over medium distances.

Sunspot activity was, on the average, somewhat lower than during the previous month and, compared with the same month of last year, it was considerably lower, indicating that the sunspot cycle is now well on the wane.

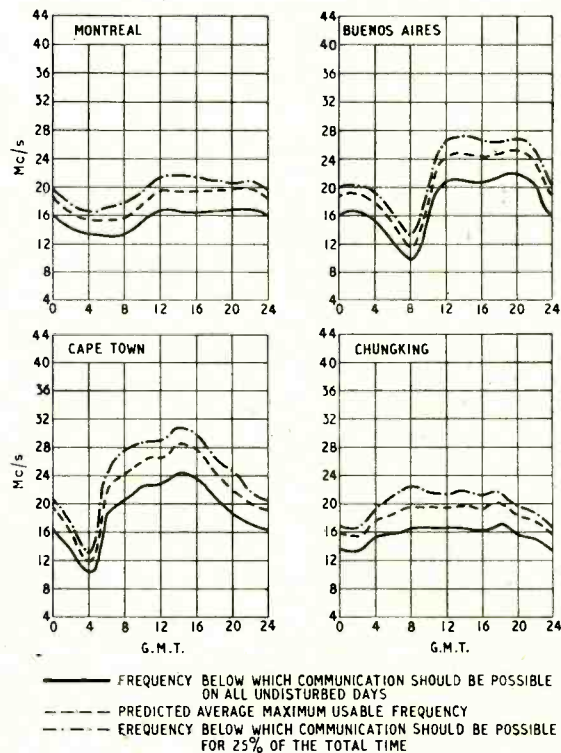
May was considerably less disturbed than was the previous month, though some ionospheric storms did occur. The most severe of these were during the period 1st-5th, 22nd-24th and 27th-30th. Thirteen Dellinger fadeouts were reported during the month, of which the worst took place at 0940-1017 on 22nd.

**Forecast.**—There should be very little difference in either day-time or night-time m.u.f.s during July as compared with those for June.

Working frequencies for long-distance transmission should be relatively low by day and high by night, and long-distance propagation on the higher short-wave frequencies is likely to be infrequent. Medium-high frequencies—like 17 Mc/s—should, however, be usable for a large proportion of the total time, and frequencies below 11 Mc/s should seldom be really necessary at night.

The E or F<sub>1</sub> layer should control medium-distance transmission—up to about 1,900 miles—for a large part of the day and, in these cases, the working frequencies will be at a seasonally high value. Sporadic E is likely to continue prevalent and should facilitate medium-distance transmission on exceptionally high frequencies at times. Ionospheric storms are not usually particularly troublesome during July.

The curves indicate the highest frequencies likely to be usable over four long-distance circuits during the month.





# WORLD OF WIRELESS

## Video Standards ♦ B.B.C. Television Plans ♦ European Broadcasting

### International Television

AT the conclusion of the international television conference held in London in May, which brought the series of demonstrations in Europe and America to a close, a statement was issued announcing that "the representatives of Austria, Belgium, Denmark, Italy, The Netherlands, Sweden and Switzerland, declared themselves in favour of the 625-line system." The French, U.K. and U.S.A. representatives confirmed the continued use of their present standards and the previous proposal to unify the standards of the London and Paris transmissions on 405 lines was reiterated. It is understood that unanimous agreement was reached on five technical characteristics, but the details of these are not yet available.

It should not be taken from these findings that any decision has yet been reached on standards to be used throughout Europe. The delegates were not plenipotentiaries but were simply members of the International Radio Consultative Committee (C.C.I.R.) studying the world's television systems preparatory to submitting a report to the Committee.

To facilitate the possibility of exchanging television programmes between the B.B.C. and Radiodiffusion Française the Radio Industry Council has offered, subject to the approval of the Postmaster-General, to establish, with its own resources, coast stations on each side of the Channel, to connect existing communications in England and France, and to maintain the link for a trial period of 12 months.

### Television Progress

DETAILS have now been given of the plans for the development of the White City site of thirteen acres acquired by the B.B.C. some months ago to provide a home for television when the lease on the Alexandra Palace expires in 1956. Government limitations on building projects make it impracticable to complete the proposed new buildings in time and the erstwhile film studios in Lime Grove, Shepherd's Bush, about half a mile from the White City, were acquired to bridge the gap.

Tests are still continuing for sites for the five low-power transmitters which are to serve the Southampton, Plymouth, Newcastle, Aberdeen and Belfast areas. Equipment for both the 5-kW vision and 2-kW sound transmitters for three of

these stations has been ordered from Marconi's.

Work on the Kirk o' Shotts site for the Scottish transmitter has begun and an order has been placed with B.I. Callender's Construction Co. for the supply of a 750-ft mast similar to that at Sutton Coldfield.

Two sets of camera equipment each comprising a mobile control room with three operational image-orthicon cameras and associated equipment, which will be used initially at the Festival of Britain, have been ordered from Marconi's and Pye. Each of the companies is also supplying camera equipment providing three operational cameras with control gear to use at the Lime Grove studios.

### European Broadcasting

SOME thirty pages of the first issue of the *Bulletin* of the new European Broadcasting Union (U.E.R.), published on 15th May, are devoted to a survey of the European broadcasting situation following the introduction of the Copenhagen Plan. The conclusion of the writer, H. A. d'Auriac, who is director of the Technical Centre of the U.E.R. in Brussels, is that, despite the fact that some ninety transmitters are operating on frequencies not allocated to them, the "conditions of reception of European broadcasting have improved." Of the ninety unscheduled frequencies in use, twenty-four are in the U.S. Zone of Germany. It is pointed out that whereas eight shared frequencies were allocated to Germany, plus four for the occupying Forces, the number now in use is thirty-seven.

It appears that all the twenty-five signatory countries have applied the Plan. Although the proportion of non-signatories to signatories

(10:25) may appear somewhat high, it is pointed out that the geographical position of a number of the non-signatories—on the periphery of the European broadcasting area—has mitigated the trouble.

The same issue of the *Bulletin* outlining the constitution of the European Broadcasting Union.

### P.A. Exhibition

MANUFACTURERS of components and accessories as well as of complete public-address installations were well represented at the exhibition organized by the Association of Public Address Engineers in conjunction with their annual general meeting on 31st May. Seventeen firms were showing, and demonstrations—within the limitations of the hall—were given.

The Association, which has been formed to foster the interests of manufacturers and operators of public-address equipment, runs a journal for members in which technical and business matters are discussed. The secretary is A. J. Walker, 394 Northolt Road, South Harrow, Middlesex.


### 1951 Exhibition

RADIO will be included, and in some cases featured, in a number of sections of the 1951 South Bank Exhibition and in the various travelling and static exhibitions being organized for the Festival of Britain to be held from May to September next year.

Selection of the exhibits of contemporary radio, communication and television equipment to be included in the various sections of the exhibitions will largely be from what is called the Stock List, which is an illustrated index of manufacturers' current products. To keep this up to date manufacturers are urged to continue to submit particulars of their new and proposed products.

### HONOURS

Sir Ben Lockspeiser, F.R.S., who last year succeeded Sir Edward Appleton as Secretary of the Department



MODEL of the proposed B.B.C. scheme for the development of the White City site. The seven main television studios, which radiate from the central "ring," and the ancillary buildings, will be completed first.



of Scientific and Industrial Research, has been appointed a K.C.B. in the King's Birthday Honours.

**George M. Wright**, B.Eng., M.I.E.E., Engineer-in-Chief of Marconi's W.T. Co., has been made a C.B.E. He joined Marconi's in 1912 and at the outbreak of the 1939/45 war joined the Admiralty and became successively Assistant Director of Scientific Research and Chief Scientist at the Admiralty Signal Establishment. He was appointed a member of the D.S.I.R. Radio Research Board in November, 1948.

**Denis C. Espley**, D.Eng., M.I.E.E., Senior Telecommunications Engineer, at the G.E.C. Research Laboratories becomes an O.B.E. He joined the Laboratories in 1930 and has been concerned with a number of special research activities for the Government—including radar. He was responsible for the design, development and installation of the London-Birmingham television radio relay link. Dr. Espley is vice-chairman of the I.E.E. Radio Section.

**P. A. Florence**, Engineering Establishment Officer of the B.B.C., is made an O.B.E.

**H. J. Perkins**, who was general secretary of the Radio Officers' Union for twelve years, prior to his retirement in 1949, is among the new O.B.E.s.

**R. P. Richardson**, co-founder of Vidor, Ltd., and Managing Director of Burndept, Ltd., becomes an O.B.E.

Among the new M.B.E.s are:—

**H. J. V. Cox**, Assistant Superintendent, Admiralty Civilian Shore Wireless Service;

**C. V. Lane**, Signals Officer, Ministry of Civil Aviation; and

**H. J. Marshall**, who has been Superintendent of Muirhead's Electrical Department for more than twenty years. He joined the company in 1905.

## PERSONALITIES

**Sir Edward Appleton**, F.R.S., has been awarded the Albert Medal for 1950 by the Royal Society of Arts for "outstanding services to science and industrial research." Sir Edward was Secretary of the Department of Scientific and Industrial Research from 1939 to 1949 and is now Principal and Vice-Chancellor of Edinburgh University. He has been President of the International Scientific Radio Union (U.R.S.I.) since 1934.

**L. W. Brown**, Ph.D., has been appointed chief engineer of the radio department of the Metropolitan-Vickers Electrical Company in succession to A. K. Nuttall, who has transferred to Newton Victor, Ltd., the X-ray subsidiary of Metro-Vick. Dr. Brown joined the B.T.H. Co. in 1943, where he has been responsible for radar development. He was previously a scientific officer at the Telecommunications Research Establishment, Malvern. He received his Ph.D. for work on radio pulse investigations of the upper atmosphere.

**R. E. Burnett**, M.A.(Oxon), A.M.I.E.E., has been appointed manager of Marconi's Education Department and Principal of the Marconi College at Chelmsford in succession to N. C. Stamford, M.Sc.Tech., M.I.E.E., who has joined the British Electricity Authority as Deputy Education and Training Officer. Mr. Stamford joined Marconi's in 1929 and went to Manchester University as lecturer in 1933. He returned to Marconi's in 1944 and became principal of the college the following year. Mr. Burnett was in charge of the mathematics, physics and electrical engineering side of the Technical and Scientific Register of the Ministry of Labour.

**William Dubilier**, who, with W. H. Goodman, the present chairman, founded the Dubilier Condenser Co. in 1912, has been awarded the Chevalier Cross of the French Legion of Honour in recognition of "his contribution to the development of the French and international electrical industries." He is now technical director of the Cornell-Dubilier Electric Corpn. (U.S.A.) and acts as the Dubilier Company's American Advisor.

**VALVES** for the new transmitter at the B.B.C. station at Washford, Somerset, supplied by Standard Telephones and Cables. On the left are the two modulator valves, and on the right the penultimate r.f. amplifier valve. The transmitter consists of duplicate 100-kW units which can be used singly or in parallel.

**M. H. Hall** is to be Engineer-in-Charge of the new B.B.C. Television Studio Centre at Lime Grove, Shepherd's Bush, London, W.12. He joined the B.B.C. in 1927 and was a member of the original staff at Alexandra Palace when the television service opened in 1936. During the war he was assistant engineer-in-charge successively of the Start Point and Woolferton transmitting stations. With the reintroduction of television in 1946 he returned to Alexandra Palace.

**E. N. B. Hammond**, who has been with the B.B.C. for sixteen years, has been appointed Engineer-in-Charge of the Corporation's Norwich transmitting station. He was Engineer-in-Charge of the Clevedon station from 1943 to 1947.

**Charles Pinkham**, who has been manager of the publicity organization of the G.E.C. for 23 years, is retiring at the end of June after 37 years with the company. He is succeeded by M. R. Neville, M.A., M.I.E.E.

## OBITUARY

**Vice-Admiral C. S. Holland**, C.B., who on his retirement from the Navy in 1946 joined the board of A. C. Cossor, Ltd., died on May 11th at the age of 60. During his Naval career, which began in 1905, he specialized in signals and, having held various staff appointments, he was Director of the Admiralty Signal Department for a short time during the 1939-1945 war.


We also record with regret the death, at the age of 61, of **W. G. Richards**, Publicity Manager of Marconi's W.T. Co., who joined Marconi's in 1920 as an assistant in the Publicity Department under the late Arthur Burrows, and took charge of the department in 1923. His work has not been limited to the activities of his own company for he has been an ardent worker for the radio industry, having represented it on many committees.

## IN BRIEF

**Licences.**—Although an increase of 18,850 television licences was recorded during April by the Post Office, the total number of sound and vision licences in the United Kingdom had decreased during the month by nearly 40,000 to 12,204,250. During the twelve months ended in April the number of television licences in the London Postal Region increased from 94,258 to 221,115.

**Record Exports.**—According to figures issued by the Customs and Excise Office, exports of the British radio industry for March were the highest so far recorded—£1,495,647. More than a third of this figure was accounted for by components and test gear, whilst just under one-third came from the export of transmitting and telecommunication equipment. There has been a gradual decline in the value of broadcast receivers exported during the past three years. The figures for the first quarter of 1948, 1949 and 1950 are £907,906, £847,610 and £573,034, respectively.

**Aeronautical E.H.F.**—Consequent upon the agreement reached at the European Mediterranean Aeronautical V.H.F. Meeting of the International Civil Aviation Organization in Paris last November, a nineteen-channel e.h.f. plan for European civil aviation will be introduced on the 1st July. The frequencies range from 118.1Mc/s to 126.9Mc/s and will be used for control purposes.





**Stereophonic Broadcast.**—On June 19th the Radiodiffusion Française broadcast for the first time a play with stereophonic effects. Separate transmissions were made simultaneously for "left ear" and "right ear" channels through *Paris Inter* and the *Chaine Parisienne* groups of stations. Listeners able to put into service two separate receivers were in a position to judge the merits of stereophony in their own homes, and comments are awaited with interest.

**Outdoor or Indoor?** is the question which has to be answered by most people when erecting a television aerial. To show that there are many factors which have to be taken into consideration before the type of aerial most suitable for any particular building or district can be decided upon the radio industry has issued a booklet, "Television Aerials—Outdoor or Indoor?" Published jointly by the R.E.C.M.F. and B.R.E.M.A. it is obtainable from the R.E.C.M.F., 22, Surrey Street, London, W.C.2, Surrey 1S.

**"Trader Year Book."**—Abridged specifications of over 200 current television receivers and nearly 400 current domestic receivers, as well as base connections for over 1,000 valves and cathode-ray tubes, are included in the data section of the 1950 edition of the "Wireless and Electrical Trader Year Book." For ease of reference the directory sections—trade addresses, proprietary names and classified buyers' guide—are printed on distinctively tinted papers. It is published by the Trader Publishing Company and costs 10s 6d.

**Business Radio.**—According to figures given by the P.M.G. in the House of Commons there were 424 "Business Radio" licences in force on May 24th covering the operation of 3,507 stations. One of the latest undertakings to make use of radio for the control of a public transport service is the Manchester Corporation. The G.E.C. has provided a 20-watt fixed station and eight mobile transmitters working on frequencies around 70Mc/s. F.M. is employed for the two-frequency simplex system in which the main station uses one frequency whilst a second frequency is shared by the mobile stations.

**Harbour Radio.**—The ship-to-shore radio-telephone system at Liverpool, designed by British Telecommunications Research and R.G.D. (see this journal August 1949, p. 288), was handed over by Air Vice-Marshal Lywood, Director of the parent company, Automatic Telephone and Electric, to the chairman of the Mersey Dock and Harbour Board at a ceremony on June 1st on board s.s. *Galatea* while cruising in the Mersey. In our next issue we hope to give a description of the installation and details of the equipment used.

**Radio Control.**—Considerable interest was aroused at the recent Mechanical Handling Exhibition, at Olympia, by the application of radio to the control of overhead travelling cranes. Two companies were demonstrating prototypes, each of which was operating on frequencies around 27Mc/s. Electronics for the control of the flow of materials, for switch operating and for counting, were also demonstrated at the exhibition which was organized by our associate journal *Mechanical Handling*.

**Television Construction.**—A display of home constructors' television equipment will be included in this year's Manchester Electronics Exhibition, the fifth to be organized by the Institution of Electronics. It will be held at the College of Technology on July 18th from 2.30 to 9.0 and on the 19th and 20th from 10.0 a.m. to 9.0 p.m. Tickets are obtainable from A. Hickson, 205, Parris Wood Road South, East Didsbury, Manchester, 20.

**Technical Education.**—Two new colour filmstrips describing the basic principles of television transmission and reception have been produced by Mullard Electronic Products, Ltd. The first filmstrip (No. 7 in the Mullard series) comprises 18 frames, and the second (No. 8) comprises 30 frames. The two filmstrips, which are intended primarily for senior classes in secondary schools, are available, complete with summarized lecture notes, from "Tartan" Filmstrips and cost £1 each. Detailed lecture notes are obtainable from Mullard's.

**British Wireless Dinner Club.**—At the 27th annual dinner of the club, at which Sir Robert Watson-Watt was the guest, the following officers were elected:—president, Major Gen. St. John D. Arcedeckne-Butler, C.B.E.; vice-president, G. M. Wright; chairman of committee, Capt. B. R. Willett, C.B.E., D.S.C., R.N.

**B.S.R.A. Officers.**—At the annual general meeting of the British Sound Recording Association, C. E. Watts (M.S.S. Recording) was elected President for 1950-51 and M. J. L. Pulling (B.B.C.) and B. C. Sewell (Director of Sound, Gainsborough Pictures), vice-presidents.

**R.E.C.M.F. Officers** for the ensuing year are: L. H. Peter (Westinghouse), chairman, and H. V. Slade (Garrard), vice-chairman.

**Pye Colour Television** equipment is to be installed experimentally for three months at St. Thomas's Hospital, London, where it will work on a closed circuit.

**Old Students.**—We are asked by the honorary treasurer of the Finsbury Technical College (London) Old Students' Association to announce that it is proposed to wind up the affairs of the association and to distribute the balance of the various funds. It is planned to hold a meeting for this purpose in the early autumn and old students are asked to communicate with the treasurer, W. B. Thompson, "Elleray," Regent Road, Altrincham, Cheshire.

**RADIO-CONTROLLED** motor launch, designed as a high-speed bombing target for the R.A.F., receives orders by means of different a.f. tones which modulate a carrier frequency transmitted from the parent vessel.

## BUSINESS NOTES

**International Aeradio, Ltd.**, has been granted a licence by the Jamaican Government to operate the aeronautical wireless services at the Palisadoes and Montego Bay airports for seven years.

**Photo-telegraphy** system of the Unit Telephoto Co. of West Nile Street, Glasgow, has been acquired by the General Electric Co. The manufacture and sale of the equipment will in future be undertaken by the G.E.C.

**Marconi "Transarctic"** transmitter-receivers providing both radio-telephony and radio-telegraphy facilities, and sound reproducing equipment have been ordered for six new vessels now being built for the British Electricity Authority.

**H.M.V. export receivers** are being made available in limited quantities for the home market. They are the all-wave superhet Models 5106 (a.c.) and 5209 (a.c./d.c.) and cost 33 guineas plus £7 10s 2d purchase tax.

**Berry's (Short-Wave), Ltd.**, advise us that they supplied the "Q-Max" All Dry Four receiver used in the 25-foot yacht *Virtue XXV* which recently crossed the Atlantic from Lynton to New York.

**Still Available**, but not at the price shown. Due to a typographical error the price of the Wee Megger in the Clydesdale Supply Company's advertisement on page 67 of June issue was printed as 19s 6d instead of £5 19s 6d.

**Amplifiers, microphones** and transformers are being made available in limited quantities to amateurs and experimenters at special prices by E.M.I. Details are available from the Amateur Division, E.M.I. Sales and Service, Hayes, Middlesex.

**I.M.R.C.**—An order for seven radio beacon transmitters and accessories has been received by the International Marine Radio Co., of Croydon, from the New Zealand Posts and Telegraphs Department.

An Enquiry has been received from a Peruvian firm desirous of communicating with British manufacturers of broadcast receivers, radio-gramophones and domestic electrical equipment. Manufacturers interested in exporting to Peru should write to José A. Martínez Castañeda, Jirón Lima 358, Lima, Peru.

**E.H.F. Communication Equipment** is to be supplied by Marconi's for two new Customs vessels which will operate





round the coasts of the U.K. In addition to the transmitter-receiver fitted in the vessels, the fast launch carried by each of them will be equipped with a transportable "Harbatone" set for communication with the parent ship.

### NEW ADDRESSES

**D.S.I.R.**—Headquarters of the Department of Scientific and Industrial

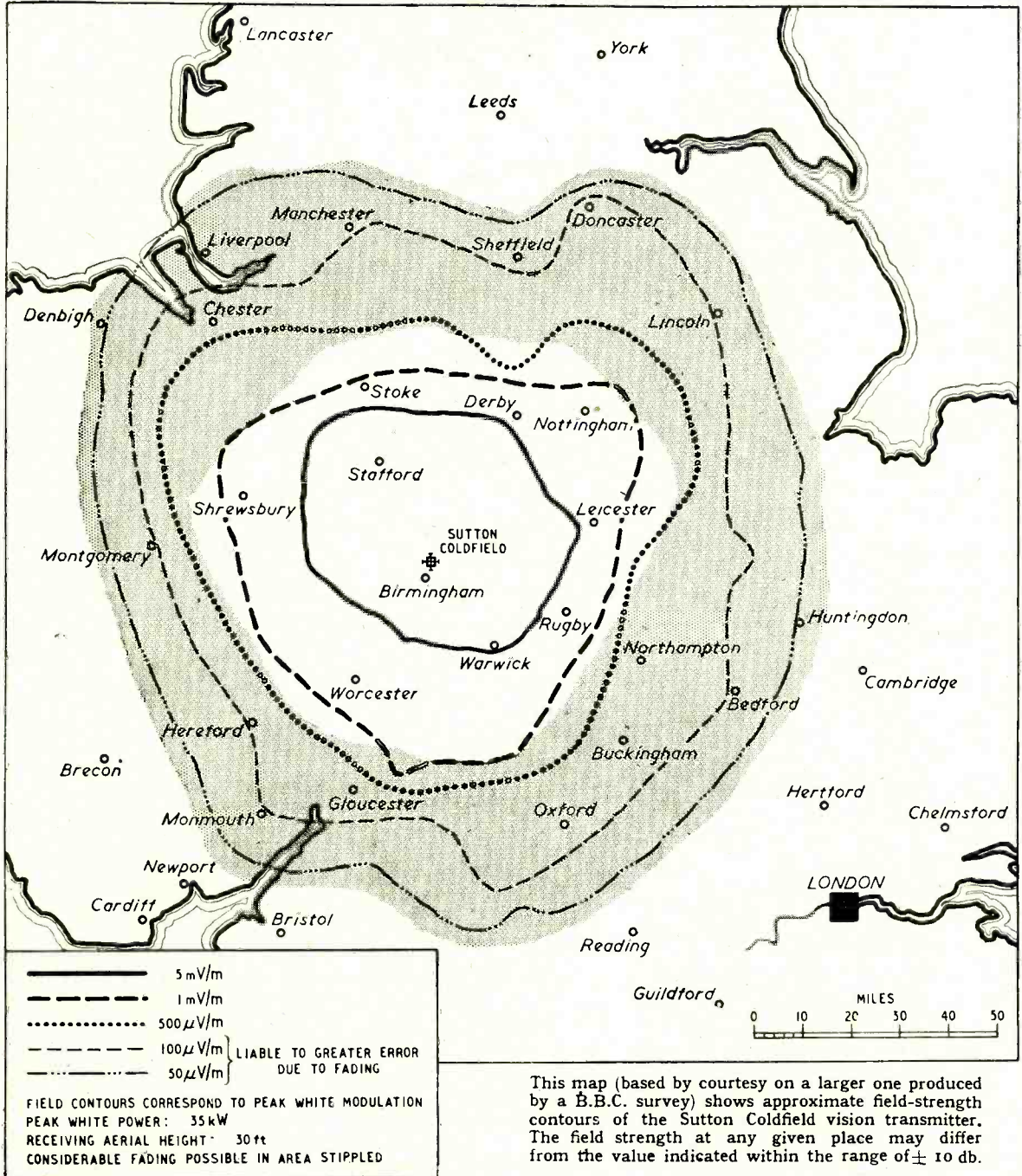
Research are now at Charles House, 5-11 Regent Street, London, W.1. Telephone number is unchanged—Whitehall 9788.

**Society of Relay Engineers.**—The offices of the society, of which T. H. Hall, M.Brit.I.R.E., is secretary, have been transferred from 23, Dalkeith Place, to Albion Road, Kettering, Northants. The telephone number remains unchanged—Kettering 3422.

**Stability Radio Components, Ltd.**, have moved their offices from 14, Norman's Buildings, Central Street, E.C.1, to their new factory at Commerce Estate, Woodford Avenue, London, E.18. (Tel.: Buckhurst 6501.)

**Ardenite Acoustic Laboratories, Ltd.**, are moving to 62, Horn Lane, London, W.3. (Tel.: Acorn 1282.) The sales office is at 309, Oxford Street, London, W.1. (Tel.: Mayfair 7917.)

## MIDLANDS TELEVISION AREA





# Manufacturers' Products

*New Equipment and Accessories for Radio and Electronics*

## Export Receivers

THE Ekco Model A100 superhet export receiver is suitable for use in medium tropical conditions, and will work on a.c. mains of 100-135 volts and 200-250 volts. It has one medium-wave band and four short-wave bands, with bandspreading on 13, 16, 19, 22, 25, 27, 31 and 38 metres. The firm has also produced an export radio-gramophone for the above mains voltages, Model ARG90, having an automatic record changer and a record storage compartment. Four short-wave bands and one medium-wave band are provided, with bandspreading on 11, 13, 16, 19, 25 and 31 metres. The twin p.m. 10-in moving-coil loudspeakers are tropicalized and dust-proofed to prevent deterioration. Makers are E. K. Cole, Ltd., Southend-on-Sea, Essex.

## Television Vibrator Unit

FOR supplying a.c./d.c. television receivers in areas where only low-voltage supplies are available, Valradio have produced a vibrator power unit that will deliver 250 watts at 240V d.c. with less than half a volt of ripple. The unit is specially designed for Pye universal a.c./d.c. receivers and Ferguson 941-T, 951-T receivers, and can be supplied in two types, one for 50-V

and the other for 110-V d.c. input. A self-rectifying vibrator is used, running at 60 c/s, but the mechanical noise level is sufficiently low to permit the unit to be placed near the receiver. Makers are Valradio, Ltd., 57, Fortess Road, Kentish Town, London, N.W.5.

## Television Focus Units

PERMANENT - MAGNET focus units having a focus-adjusting control accessible from the rear are additions to the range produced by Haynes Radio, Queensway, Enfield, Middlesex. The control operates by adjusting the width of the air gap.

Two separate controls give picture shift and are claimed to operate independently of the focus control. There are two models: the PM15A for tetrode and the PM20A for triode tubes. The price is 36s.

**Electronic Relay** by Labgear, Ltd., of Willow Place, Cambridge, requires a controlling current of only 20-50  $\mu$ A. The instrument contains a Post Office-type high-voltage relay which will work at speeds up to 10 operations per second and can be used for switching power circuits up to 1 kW.


**Television Camera Cable** designed for mobile cameras by The Telegraph Construction & Maintenance Com-

pany, 22, Old Broad Street, London, E.C.2. In addition to carrying the video signals from the camera, the cable also provides various lighting, signalling and control circuits necessary in television transmission.

**High-Voltage Tester** suitable for television, consisting of a glow discharge tube and chain of resistors housed in an ebonite tube. A testing range of 350V to 12 kV is possible, the voltage being estimated from the brightness of the glow. The "T.V. Testoscope" is made by Runbaken Electrical Products, 71-73A, Oxford Road, Manchester, 1.

**Extension Speakers**, a new "Baffle" range by Richard Allan Radio, Ltd., Caledonia Road, Batley, Yorkshire. The "Baby Baffle," price 39s 6d, transformer 6s extra, measures 9 $\frac{1}{2}$ in x 7 $\frac{1}{2}$ in x 3 $\frac{1}{2}$ in; the "Minor Baffle," price 52s 6d, transformer 6s extra, measures 11in x 9 $\frac{1}{2}$ in x 3 $\frac{1}{2}$ in; whilst the "Major Baffle," price 65s, transformer 8s 6d extra, measures 14in x 11 $\frac{1}{2}$ in x 5in.

**Cathode Ray Tube** with a long-persistence screen suitable for P.P.I. radar systems has been announced by Mullard Electronic Products, Ltd., Century House, Shaftesbury Avenue, London, W.C.2. This is the MF31-22, a 12-in aluminized tube with electro-magnetic focusing.



1.—Permanent-magnet focus unit by Haynes Radio.  
2.—Labgear electronic relay for switching up to 1 kW.  
3.—"T.V. Testoscope" for high voltages by Runbaken.  
4.—Ekco Model A100 mains superhet export receiver.

# UNBIASED

By FREE GRID

## "Autre Pays, Autre Moeurs"

I MUST crave your indulgence for copying the proverbial fools to whom King Solomon draws our attention. I feel that I cannot allow to pass unchallenged some remarks made in *Electronics* (May, 1950) about the investigations into television interference which, as I duly reported in *Wireless World* (January, 1950) I undertook a few months ago.

Briefly, I pointed out that serious "snowstorms" were being caused on television screens in the vicinity of a large and well-known girls' public school by the sudden and sharp removal at bedtime of hundreds of pairs of nylon stockings.

The *Electronics* writer seems to regard it as phenomenal that such interference was ever noticed in the particular circumstances. It is quite clear that the Editor of this highly reputable American technical journal, or the particular "galley" slave of his who wrote the commentary on my words, is under the false impression that the B.B.C. had its television cameras in one of the dormitories giving a sort of "documentary" of a modern and female version of "Tom Brown's School-days." If such had indeed been the case I can well imagine that it would certainly be, in the writer's own words, "a surprising thing that the interference was ever noticed" as viewers would be far to engrossed in the programme to observe it.

Such a misapprehension is, of course, pardonable as we must not forget that ethical standards in the field of entertainment in other countries are not the same as those of the B.B.C. This is equally true in departments of life far removed



from that of entertainment. If, for instance, I dwelt in certain countries east of Suez I should be allowed to keep Mrs. Free Grid in triplicate and still be accounted a worthy and upright citizen; here in England I should find every door, even that of the *W.W.* offices, barred to me by "Cherubim, and a flaming sword which turned every way."

## "Eyes Have They, but They See Not"

WE seem to have heard much less nonsense lately about the so-called electronic brain with its alleged superhuman memory and other mental faculties. The whole business is strangely reminiscent of the robot craze of some twenty years ago, except, of course, that this present machine when stripped of all the dramatic rubbish that has been written about it in the popular Press, really does exist and also does do some of the things claimed for it, and is, in fact, a marvel of ingenuity.

It seems to be forgotten, however, that it is merely a creature of man and in no way approaches the mental capabilities of even the most dull-witted of us. The machine possesses a marvellous "memory," but so does a gramophone record which, if treated as it should be treated, never fails to recollect anything that is scratched on its surface. But, again like the gramophone record, the electronic brain—more accurately described as an electronic computer—is quite incapable of seeing a joke and can be moved neither to laughter nor to tears. Undoubtedly the Psalmist gave about the best description of it in this respect (Psalm CXV.4 *et seq.*).

I am fully aware, of course, that this electronic computer has a "memory" in a very special sense, differing entirely from that of a gramophone record. No doubt it could beat Mrs. Free Grid in producing an exact and impartial account of what happens to her house-keeping allowance, but could it compete with her in wheedling an overdraft from a strong-hearted bank manager?

This machine is, in fact, just a machine responding to certain stimuli and is nothing more. So, of course, is the human body if we accept the view of the out-and-out materialist, but even if we take this utterly pessimistic view of our vain-glorious selves, surely we are a far better sort of machine. The human brain has produced an

electronic brain, but has an electronic computer produced a human being or even an amoeba? Should it ever do so it will still be the human brain behind it which will have made it capable of so doing.

## ". . . and so ad Infinitum"

IN all spheres of human activity it is usually the most eminent men who are the least dogmatic and who are most ready to confess how little they really know. No one of less stature than a Judge of the High Court would humbly ask "Who was Tosi?" as one did when d.f. was under discussion in the courts many years ago. A petty local magistrate would, I feel sure, have been in no doubt about the matter but would have promptly



identified Bellini's co-worker as the then popular and famous composer of Tosti's "Good-bye," and would probably have sharply corrected what he regarded as the witness's mispronunciation.

I was not altogether surprised, therefore, when in a recent issue of *W.W.* (May, 1950) one of the stars of the first magnitude which glitter in the firmament of radio made no bones about letting us know that there was no certainty that electrons were not composed of still more elementary units; as he rightly said, "so far as we know they aren't."

Exactly the same thing could have been said about the atom in the heyday of Queen Victoria's reign. But as we know now it would have been more appropriate to have named it the "anatom." I feel sure that the passing years will fully justify the eminent *W.W.* contribution in tacitly acknowledging that there are more secrets hidden in the womb of time than ever came out of it. Speaking personally, I have little doubt that before we are many years older we shall find that the electron and all the other members of the ever-growing "tron" family will be found as complex in their structure as the atom.



# LETTERS TO THE EDITOR

*The Editor does not necessarily endorse the opinions expressed by his correspondents*

## Airmet Service

AN almost incredible situation persists whereby all the many interests which depend in some measure on complete, accurate and up-to-the-minute weather information have been deprived of the only means of obtaining it—the Airmet service.

Enquiries in various quarters have produced different reasons for the failure of our representatives at Copenhagen to obtain a frequency allocation for it, and these may be divided into two principal categories. One suggests that the Conference considered Airmet to be outside the scope of broadcasting and therefore beyond their powers in respect of frequency allocation, while the other, held by the Ministry of Civil Aviation, denies that the matter was omitted but states that it was voted by the Conference as of less importance than ordinary broadcasting and therefore not entitled to an allocation.

Whatever the real reason, the situation is now that, officially, there seems little or no chance of Airmet again being transmitted on a frequency within the new long and medium wave bands, and but a remote hope that, when all the technical and interdepartmental difficulties have at last been resolved, we may have Airmet, possibly on a frequency such as 2,000 kc/s.

Efforts are being made by several bodies representing yachting interests to have the service reinstated as soon as possible, but this would seem to be the time for all bodies representing those who depend on weather information — including farming, building and civil engineering industries, outdoor sporting promotions and the general public which naturally wishes to make the best use of its limited time for open-air recreation—to lend their weight in bringing all possible pressure to bear with the same end in view.

It is suggested that a considerable improvement in the situation could easily result if the Ministry of Civil Aviation and the G.P.O. were convinced, by pressure from all sides, of the urgent necessity for a service such as only Airmet has hitherto provided. The B.B.C. weather forecasts are so demonstrably incomplete, inaccurate and often misleading (possibly because they are not issued frequently enough, and seem to be based on information which is practically out of date at the time of each broadcast in some cases) that they do not come into the same classification as Airmet and cer-

tainly cannot be accepted as an effective substitute.

It is suggested also that the proposed new frequency of about 2,000 kc/s (150 metres) would be unsuitable for practically all receivers except those carried by trawlers and similar vessels and by coastguard stations. If the service could be brought in again on some frequency in the range 20 to 120 metres, however, it would at least be capable of being tuned by the majority of commercially manufactured receivers having a short-wave range. The needs of all interested bodies in this respect should be impressed on the departments concerned without delay.

D. de GUERIN.  
Richmond, Surrey.

## Pickup Design

IN his letter in the June issue Mr. Brierley gives an elementary and perfectly correct reasoning of the relationship between output voltage and induced hum voltage in pickup generating systems using one turn and multiple turns, but he is the victim of a simple fallacy—that all the hum pick-up is induced in the actual single turn of the moving generator. This single turn is much smaller than the loop which is formed at the ends of the turn by the terminal connections and also by the leads running along the arm. The signal/hum ratio is also worsened due to the resistance of the leads being higher than the resistance of the single generating turn. As the omission of these facts from Mr. Brierley's theoretical considerations may not bring home to your readers their significance in terms of practical results, I give below details of simple experiments which anyone may check, with, I am sure, similar results.

A new single-turn ribbon pickup was mounted on a motor-board with a "Connoisseur" single-speed motor in a normal floor cabinet, the motor-board being the usual operating height of 28in from the floor. The power amplifier was placed outside this cabinet, the mains transformer being 37in from the pickup head. The motor was switched on and the pickup transformer positioned on the motor-board for minimum hum, which necessitated the use of a special angle bracket. The volume control on the amplifier was adjusted to give an output of  $2\frac{1}{2}$  volts at 1,000 c/s across a good 15-ohm loudspeaker system, the source being Decca frequency record K1804B. This setting gave loud signals from



Portable Model B 65 (open)

Can you provide a public address system at a moment's notice? With a B65 it is simple—just place the equipment in a suitable position and switch on. Incorporated within an easily portable case are the amplifier complete with loudspeaker, rotary transformer, 6-volt unspillable accumulator and microphone with cable. Power output is approximately 5 watts. The equipment is a most useful outfit for political meetings, religious gatherings, auctioneers, etc., and numerous other applications where no electric supply mains are available.

Price complete £29 10 0

*An external speaker can be attached if desired.*



Portable Battery Mains Amplifier B 619

Operates on 12-volt battery or, by means of separate plug-in adaptor unit, on A.C. mains. Power output approximately 15 watts.

*Full details of these models and others in the large Trix range of equipment available on request.*

*Send for latest catalogues and price list.*

**THE TRIX ELECTRICAL CO. LTD.**  
1-5 Maple Place, Tottenham Court Road,  
London, W.1. 'Phone: Museum 5817  
Grams & Cables: "Trixradio, Wesdo 'ondon."

**AMPLIFIERS - MICROPHONES - LOUDSPEAKERS**

Decca "Scheherazade" AK1982, and the hum induced in the pickup from the motor could be heard above the music except on the lowest passages. With the pickup lifted  $\frac{1}{8}$  in above the record level, to eliminate the masking effect of the surface noise, the hum was very audible indeed. A further serious increase in hum was noticeable when the amplifier was moved into the cabinet, the mains transformer then being within 20 in of the pickup head. The pickup was then replaced by a dynamic pickup of multiple-turn construction, and the amplifier was moved into the cabinet. The transformer was screwed to an unselected position on the motor-board and not rotated. The output was again adjusted for  $2\frac{1}{2}$  volts from the frequency disc, and the musical output from "Scheherazade" was as before, but hum was quite inaudible even with the pickup lifted just above the record, and the measured hum level was 19db lower than when using the single-turn pickup.

I therefore repeat my statement that I prefer the multi-turn as it is less liable to hum pick-up. I speak of things as they are, but it should be possible to reduce the hum pick-up on single-turn coils by adopting new methods of construction.

Mr. Brierley says that "the ribbon design, utilizing the principle that the moving conductor is either self-supporting or substantially so, will obviously have, for a given performance, a better signal/hum ratio than a moving coil since the "waste" mass of the supporting coil-former can be transferred to the effective working mass of the moving conductor." This is, of course, true. One reason why we do not get this benefit in practice is that in the single-turn pickup under consideration, the ribbon is, of necessity, firmly cemented to a platform and needle-holding device which has a mass, on inspection, many times that of the ribbon. The platform is essential in order that the single-turn ribbon shall move so as to generate voltages substantially the same in waveform as the inscriptions in the record traced by the stylus point. This platform is, of course, a coil-former, and the ribbon is the coil, and the ribbon is most certainly not "substantially self-supporting." The mass of the moving parts (stylus, coil-former and ribbon coil) is 35 milligrams, as against 48 milligrams for the moving parts of the multi-turn pickup. High-frequency resonance occurs on the multi-turn dynamic pickup at 26,000 c/s and it should therefore be somewhat higher on the single-turn ribbon.

With reference to Mr. Berry's letter, I restate my findings as

regards tungsten carbide as a stylus material:—

(1) Those grades of material which wear longer than the corundums (ruby and sapphire) show surface pitting which causes record wear.

(2) Those grades of material which show no pitting do not wear as long as the corundums. Further information has been sent to Mr. Berry regarding the origin of the materials used and of the findings of another worker in this field.

In the absence of evidence to the contrary, I maintain my statements, but I assure Mr. Berry and anyone else interested in the manufacture of tungsten carbide that I am very anxious to find a stylus material more durable than the corundums and approaching diamond in excellence, but at much less cost than the latter. If any manufacturer cares to submit samples of *wear-tested* styli, giving full particulars of conditions of test, I will be pleased to comment. I see no reason why advances should not be made, but quite clearly more development work is needed, or if it has been carried out it has not, to my regret, come to my attention.

H. J. LEAK.

H. J. Leak & Company.  
Acton, W.3.

### Beauty and the Beholder

DO you and your readers know that, in the year A.D. 1286, precursors of the Council for the Preservation of Rural England entered a strong protest against growing defacement of the skyline by "these ghastly new-fangled windmills"? And longshoremen of a much earlier epoch are on record as grumbling about the lubberly practice of hoisting unsightly contraptions of sticks and matting above dugout canoes. "Documentation, please" you say? Well, I can't turn it up offhand, but my facts are right, for all practical purposes.

My real point is that aesthetic standards are impermanent. Windmills and sailing craft are now held to be the embodiment of beauty. Who knows but that in A.D. 2000 we shall be earning dollars by conducting parties of American tourists to view the "olde worlde" gasometers behind King's Cross Station at dawn on mid-winter mornings?

May I, with great humility, commend these thoughts to the gentlemen of Town and Country Planning, to Borough Surveyors and Architects, to landlords and to all the other people in authority who, on aesthetic grounds, are now putting obstacles in the way of the erection of radio aerials, especially for television and e.h.f. amateur

beam transmission? I know that, to almost everybody, a lopsided H aerial is an offence, but already, to the mid-20th-century eye, a trim and workmanlike aerial system has become far less offensive than it would have been, say, when radio started in Queen Victoria's days. A generation may soon arise to whom it will be actually a thing of beauty. "RADIOPHARE."

### Spot Wobble

THE letter of E. G. O. Anderson in your May issue raises a point which the writer does not make clear. By using spot wobble, he says, we have "luminescence in parts not normally excited" and "the light output is increased" as a result.

The light emitted from the screen is produced by the energy of the electron beam arriving at the screen. The total light would therefore appear to be a function of the beam current, and of nothing else. Any method of deflecting or distributing the energy of the beam should therefore not affect the total light output, and should affect merely the distribution of light over the screen.

I do not know whether your correspondent has conducted, or has knowledge of, experiments in the measurement of total light output, as light, both with and without spot wobble. This would, of course, clinch the matter. But if we are really getting greater illumination from the same electron beam by using spot wobble, it would seem we are getting something for nothing, which, to say the least, is unusual. H. S. CHADWICK.

Workshop, Notts.

### Television Tests

WOULD it be possible for the B.B.C. to radiate the test card on Sundays as well as in the week? It would be a great help to a lot of people, including myself, who are building their own sets, to line them up properly. L. STANNEY.

Boston, Lincs.

### "American Insularity"

I HAVE been noting the caustic comments in *Wireless World* about the tendency of Americans not to give adequate credit in our publications for work done abroad.

I do not believe that this is due to any desire to belittle our fellow engineers and scientists abroad, or to toot our own horns, or—as one of your commentators says—"to see their own land first in everything."

It is my sincere belief that most of the statements (or lack of statements) to which your contributors



object are due solely to ignorance on the part of our writers. I don't think many of them deliberately belittle the work done elsewhere; they just don't know about this work, and probably never give the matter any thought at all.

KEITH HENNEY,  
Consulting Editor,  
New York, Electronics.  
U.S.A.

### Life of Electrolytics

I RECENTLY purchased an electrolytic condenser from a retailer. On test it showed an internal short, so I sent it to the makers. I heard nothing for ten days, so wrote again. The makers then informed me that the condenser had been made in 1945 and had deteriorated through storage; they disclaimed responsibility for condensers "that had been years on a retailer's shelf." There appears to be no date on the condenser. Manufacturers of photographic films and other perishable articles mark the goods "use before such and such a date."

The position seems unsatisfactory, and there should be some protection for the purchaser.

J. COOPER.  
Bishop's Stortford, Herts.

### MANUFACTURERS' LITERATURE

**Lightweight Alkaline Accumulators**, working on the silver-zinc reaction, described in a pamphlet from Venner Accumulators, Ltd., Kingston By-Pass Road, New Malden, Surrey.

**Components and Accessories**; the 1950 catalogue from Belling & Lee, Ltd., Cambridge Arterial Road, Enfield, is now available to manufacturers, government and professional organizations. Copies will be sent automatically to those who already have previous editions.

**Valve Price List** with Mullard equivalents, printed as a wall-chart, is being distributed to the trade by the Mullard Valve Sales Department, Century House, Shaftesbury Avenue, London, W.C.2.

**Receiver Model 500**, a walnut-cabinet version of the "Melody Maker," described in a specification from A. C. Cossor, Ltd., Highbury Grove, London, N.5.

**"Modern Solders"** booklet describing the properties, methods of testing and widespread applications of Ersin and Arax-fluxed solders, from Multicore Solders, Mellier House, Albemarle Street, London, W.1.


**Recording Amplifier Type RA3** for use with B.B.C. Type "B" feedback recording heads; the technical details from Grampian Reproducers, Hanworth Trading Estate, Feltham, Middlesex.

**Resistance Wires** and strip in "Telconstar" (nickel-copper). Tables of their physical and electrical constants from the Telegraph Construction and Maintenance Co., 22 Old Broad Street, London, E.C.2.

# BULGIN SIGNAL LAMPS NEED NO INTRODUCTION

IT has long been well known that the Bulgin-Range of Signal-Lamp-Fittings, the largest of any British manufacturer, if not actually the world's largest, caters for every possible requirement. But new needs arise continually, and we always meet them. So, new Bulgin Components hardly need introduction; they are expected, and greeted as welcome friends.

Send now for complete catalogue No. 180 W.W., price 1/- post free.



List No. D.9



List No. D.621



List No. D.49

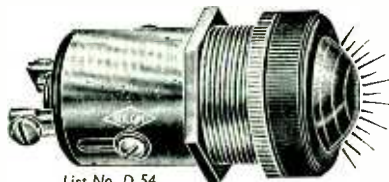
**D.49** Low-voltage Signal-lamp holder (as D.9 above) with rear-access to change bulbs and solder tag-connexions, with domed "lenses." Similarly fits panels up to  $\frac{1}{4}$ " by  $\frac{3}{8}$ " hole.



List No. D.620

**D.620**. Holder for telephone or P.O. No. 2 type jack lamps, made for 2.4—50V. May be used at up to 250V. (with series resistor) and at up to 1KV. P.D. to E. Fully insulated, and accept (as illustrated) D.149 range of coloured lenses.

**D.54**. Popular type of holder for 0.5W. indicator neons, 200-250V., with S.E.S. or S.B.C. Cap, now made with knurled front bezel and ringed lens. Metal-bezels can be supplied. Also, models for G.E.C. 'Button' and 'F' neons, and for "side-lamp" bulbs.



List No. D.54

List No. S.E.S.48



**S.E.S.48**. Signal Lamp holder for 15W. "Pigmy-sign" mains-V. lamps with S.E.S. Cap. Inexpensive, reliable; a wide variety of Lens-Bushes, to fit, available (D.600 etc.)

**D.625**. New lens bushes for all types of lamp holders, fitting to  $1\frac{1}{8}$ " holes in panels up to  $\frac{1}{4}$ " thick. With metal or bakelite type bezels, and clear or translucent lenses in many colours.

**D.9**. Popular low-voltage signal lamp fitting for M.E.S.-cap lamps up to 12mm. of 2.4—18V. rating, with terminals, case not live in new model. Gives a brilliant and clear "signal" and there is a wide range of lens-colours in clear or transparent unbreakable material.

**D.621**. New all-insulated M.B.C. (B.S.52/Addendum) holder for "Osram"-type G-neons and all incandescent-filament 10mm. x 18mm. long M.B.C.-cap bulbs. Insulated for use at up to 250V. across poles, and 1KV. to E., fully tropical.

THE CHOICE OF CRITICS

**BULGIN**

A. F. BULGIN & CO. LTD.  
BYE-PASS ROAD, BARKING  
Telephone: R1Ppleway 3474 (15 lines)

# RANDOM RADIATIONS

By "DIALLIST"

## Safety First

ONE WAS GLAD TO SEE the Electrical Trades Union come out strongly in favour of the enforcement of the I.E.E. regulations governing the wiring of buildings and the design of electrical apparatus. One morning during my holiday I was watching a sturdy young house-painter at work. The downlead from the aerial being in his way, he caught hold of it to move it aside—and received a shock severe enough to knock him out for some minutes. Luckily he was not on a ladder, or he might have had a bad fall. The downlead was connected to a universal receiver, operating on d.c. The set was switched off in the sense that it was silent and was drawing no current from the mains; but the switch was of the single-pole variety and happened to be connected to the neutral of the mains. Personally, I have always detested the a.c./d.c. set, regarding it as an electrical monstrosity. Before now I've expressed in these notes my opinion of sets of this kind (or of any other kind, for that matter) which have on-off switches in only one "leg" of the input from the mains. There are countless other electrical and electronic devices freely sold and widely used to-day which don't comply with I.E.E. regulations and are potential sources of danger. It would indeed be a good thing could these regulations, the fruits of long experience and of patient, disinterested work, be given legal force.

## Dangerous Dabbling

One cause of minor—and sometimes major—accidents with receivers (which should be the safest and most foolproof of domestic appliances) is incompetent servicing. Anyone who can afford a small preliminary outlay is at liberty to take a shop and to put up over its front a sign proclaiming that he is an "Electrical, Radio and Electronic Engineer." He need have no qualifications whatever for the work undertaken. Here are a few of the electrical crimes committed by such folk that I've come across: the sale of an a.c./d.c. set to a customer with a.c. in his house who was not told that it was a receiver of that

type, or warned that the chassis could be "alive" with the switch in the off position; trickle-chargers and receivers provided with 3-point plugs to the mains, but the leads so connected that the single-pole switch was in the neutral; dangerous connections to broadcast and television aerials; a 5-amp wall socket for a set T-ed into the power circuit in a house which had separate main switches for power and lighting circuits . . . I could continue the list for pages; but I refrain, for you have, no doubt, come across some of them yourself.

## What is an Invention?

THE RUSSIANS, I see, have now decided that they invented television. Since they have already claimed to have been first in the field with radio, radar, the steam engine, the internal combustion engine, the motor car, the aeroplane and the cinematograph, the tale of national achievement is impressive—or, rather, it would be, did it rest on any sound bases. One does not invent a thing by hinting more or less vaguely that it may some day be possible. Leonardo da Vinci, for instance, who was an engineer as well as an artist, made "working" drawings of fantastic flying machines; but no one would suggest that he, or the much earlier Daedalus was the inventor of the aeroplane. Invention consists in planning the means whereby a conception ceases to be merely abstract and assumes a practical working form. Popoff undoubtedly realized and stated that radio waves might be reflected or scattered like those of light; but is this to say that he invented radar? I think not! If this were the stuff of which inventions are made, wondrous claims could be made for Nostradamus, Mother Shipton and H. G. Wells.

## American Television

IN THE JUNE ISSUE of *Wireless World*, Mr. D. R. A. Mellis, writing from Passaic, New Jersey, asked what reasons I had for saying that our brand of television was a good deal better than that obtaining in the United States. So far as the quality of the images is concerned

I based my remarks on the opinions expressed by American friends who had visited this country during the previous twelve months and had watched our television programmes with critical but appreciative eyes. Without exception, they said that our system gave better results than theirs—and I am quite sure that they were not just being polite! Anyhow, I shall have shortly the chance of collecting quite another set of views, for several of my British friends are now in the United States and I will make a point of getting their opinions when they return. I promise Mr. Mellis to record faithfully in future notes what they have to tell me.

## Linearity and All That

Mr. Mellis also wonders how I got hold of the idea that the linearity of not a few American television transmissions was not all that it might be. I came to that conclusion after reading the sections of various American radio periodicals written for the benefit of television servicemen. One has read (a) that servicemen are likely to find some customers a bit fussy about the circles in test patterns (the fussiness consisting in a desire to see the circles presented on the screen as circles rather than as parabolas); and (b) that the serviceman is faced with a rather pretty problem since if he gets the circle circular on one station's transmission, it may be horizontally oval on a second transmission and vertically egg-shaped on a third. When one reads such things in American technical magazines, is one not justified in concluding that, taking it by and large, linearity in U.S.A. television is hardly up to B.B.C. standards? The truth of the matter is probably to be found only in realizing the number of alternative television services available to American viewers, particularly in the big cities in the Eastern part of the country. Those conducted by great concerns of international reputation are more than likely to be unexceptionable. But in many areas there are services from stations, rated at only a few hundred watts, and run by much smaller concerns, which may well be responsible for the egg-shaped circles.

**We regret that the printing difficulties referred to on page 244 have necessitated the omission of advertisement pages 9-24 from every copy of this issue.**



*Fine Limits of Accuracy*



## VALVE CHARACTERISTIC METER

### SPECIALLY USEFUL FOR TELEVISION WORK

A comprehensive instrument built into one compact and convenient case, which will test any standard receiving or small power transmitting valve on any of its normal characteristics and under conditions corresponding to any desired set of D.C. electrode voltages. A patented method enables A.C. voltages of suitable magnitude to be used throughout the Tester, thus eliminating the regulation troubles associated with existing simple D.C. testing methods.

A polarised relay protects the instrument against misuse or incorrect adjustment. This relay also affords a high measure of protection to the valve under test. Successive settings of the Main Selector Switch enable the following to be determined:—

Complete Valve Characteristics including  $I_a/V_a$ ,  $I_a/V_g$ ,  $I_a/V_s$ . Amplification Factor, Anode, A.C. Resistance, 4 ranges of Mutual Conductance covering mA/V figures up to 25 mA/V at bias values up to — 100 V., together with "Good/Bad" comparison test on coloured scale against rated figures.

"Gas" test for indicating presence and magnitude of grid current, inter-electrode insulation hot and cold directly indicated in megohms, separate cathode-to-heater insulation with valve hot. Tests Rectifying and Signal Diode Valves under reservoir load conditions, and covers all the heater voltages up to 126 volts.

The instrument operates on A.C. mains, 100-230V., 50-60 c/s.

The AUTOMATIC COIL WINDER & ELECTRICAL EQUIPMENT CO., LTD  
WINDER HOUSE DOUGLAS STREET, LONDON, S.W.1. Phone: VICtoria 3404-9

*Avo Precision Electrical Testing Instruments*


# When you need a better loudspeaker fit

## VITAVOX ...

# 1

### CONE LOUDSPEAKERS — SERIES K

The K Series moving coil loudspeakers are fitted with high efficiency magnets and all have easily replaceable cones. For use either as a single unit reproducer or as the low frequency unit in a dual channel system. Type K12/10 handling 10 watts is £7; K12/20, 20 watts, £11; K15/40, 40 watts, £18.



# 2

### CONSOLE REPRODUCER — KC 10

Designed primarily for better home listening in conjunction with good quality radio receivers or gramophone amplifiers, the KC10 embodies a K12/10 Speaker in a cabinet of totally enclosed construction acoustically damped, combined with attractive appearance, 30in. x 22½in. x 14in. Price complete £21.



# 3

### MULTICELL HORNS — SERIES 550

The Multicellular Horn is of proved efficiency for providing adequate H.F. distribution, particularly under auditorium conditions. The "550" series illustrated should be used with a 1,000 c.p.s. crossover network.

Prices: 3-cell, £8.10.0.  
6-cell, £12.0.0.

### PRESSURE UNITS — SERIES GPI

Used in conjunction with the "550" Series horns, the GPI Unit with its duralumin diaphragm is an efficient H.F. Reproducer, whilst the robust construction renders it suitable for use also as a public address speaker.

Price £9.10.0.



# 4

### THE KLIPSCHORN REPRODUCER

For reproduction of low frequencies at high efficiency, the horn loaded cone unit remains supreme. The Klipschorn Reproducer combines a horn of this type, ingeniously folded to occupy a minimum of space, with a special type of H.F. horn giving a wide acoustic distribution. A superb instrument for highest quality reproduction.




## VITAVOX

## LOUDSPEAKERS

VITAVOX LIMITED Westmoreland Road,  
London, N.W. 9 Telephone: COL 8671





# CERAMICS

FOR ELECTRODE SUPPORTS  
and all radio components  
FREQUENTITE – FARADEx – TEMPRADEx

**STEATITE & PORCELAIN PRODUCTS LTD.**



Stourport on Severn, Worcestershire

Telephone : Stourport 111

Telegrams : Steatint, Stourport

# PREMIER RADIO COMPANY

MORRIS & CO. (RADIO) LTD.



**PREMIER MIDGET RADIO KIT.** Due to greatly increased production we are now able to offer this kit at a greatly reduced price. Including an attractive Brown or Ivory Bakelite case, 12in. long x 5 1/2in. wide x 6in. high. The valve line up is 6K7, 6J7, 6V6 and a Selenium Rectifier in the A.C. model; and 6K7, 6J7, 25A6 and a Selenium Rectifier in the A.C./D.C. model. Both are for use on 200 to 250 volt mains. The dials illuminated, and the receiver presents a very attractive appearance. Coverage is for the medium and long wavebands. Complete kits of parts with cabinet and diagrams, £4/19/6, inc. Purchase Tax.

State if A.C. or A.C./D.C. is required.

**PREMIER MIDGET SUPERHET KIT.** This powerful Midget Superhet Receiver is designed to cover the short-wave bands between 10 and 50 metres and the medium wavebands between 200 and 357 metres. Two models are produced, one for 200-250 volt A.C. mains, and the other for 200-250 volts A.C. or D.C. mains. Both are supplied with the same plastic cabinet as the TRF Receiver. The A.C. valve line-up is 6K6, 6K7, 6J7, 6V6 and a Selenium Rectifier. The A.C./D.C. line-up is the same, with the exception of the output valve, which is 25A6. The dials illuminated, making a very attractive receiver.

Complete kit of parts with cabinet and diagrams, £6/19/6 inc. Purchase Tax.

State if A.C. or A.C./D.C. is required.

**PLASTIC CABINETS,** as illustrated above. In Brown, or Ivory, 17/6.

**COLLARO. AUTOMATIC RECORD CHANGERS.** Type RC500 Rim-drive. Plays nine 10in. or 12in. records. A.C. 100/250 v. with High Fidelity Magnetic or Crystal Pick-up. £10/15/-. With Sapphire Stylus £11/8/4.

**COLLARO GRAMOPHONE UNITS.** High-grade Rim-drive Motors, complete with Pick-up and Automatic Stop-Start. A.C. 100/250. With Magnetic Pick-up, £5/3/2. With Crystal Pick-up, £5/17/7.

**COLLARO GRAMOPHONE UNITS AT NEARLY HALF PRICE.** Motor, Tone arm and Pick-up in one unit. Auto Stop-Start, variable speed, 12in. turntable. Induction Motor for 100/250 v., 50 cycles, with Magnetic Pick-up, £6/6/-. With Crystal Pick-up, £7/4/8.

**CONRAD GRAMOPHONE MOTORS.** A reliable Rim-drive Motor for A.C. 200-250 v. operation £2/17/6.

**GOVERNMENT SURPLUS MAINS TRANSFORMERS.** All are for use on 230 Volt 50 cycle Mains.

Type	Price
42 500-0-500 v. 170 mA., 4 v. 4a. ....	25/-
53 200-0-250 v. 60 mA., 5 v. 2a., 6.3 v. 2.3 a. ....	15/-
54 275-0-275 v. 60 mA., 5 v. 2a., 6.3 v. 2.3 a. ....	15/-
55 250-0-250 v. 100 mA., 5 v. 2a., 6.3 v. 3-5 a. ....	17/6

**MOVING COIL METERS.** All 2 1/2in. outside diameter 1 mA. 7/6; 5 mA. 5/-; 50 mA. 8/6; 150 mA. 6/-; 20 amp., 7/6; 40 amp., 7/6; 20 v., 5/9; 40 v., 5/9; 500 microamps, 7/6. All 3 1/2in. outside diameter 1 mA. 15/11; 30 mA., 10/6; 200 mA., 8/6; 500 microamps, 19/6; Thermocouple meters, 2 1/2in., 2.5 amp., 5/-; 3 amp. 5/-; 3.5 amp., 5/-; 3 1/2in. 2 amp., 8/6; Electrostatic 2in. 2kV, 25/-.

**H.T. ELIMINATOR AND TRICKLE CHARGER KIT.** All parts to construct an eliminator to give an output of 120 volts at 20 mA. and 2 volts to charge an accumulator. Uses metal rectifier, 35/-.

**TELEVISION AERIALS.** The K.A. Loft Aerial for those close to the transmitter, London or Birmingham frequency, 20/-.

**WALL FIXING DIPOLE, 32/6.**

**WALL FIXING DIPOLE, with reflector, 60/-.**

See our new catalogue for complete range.

**WILLAMSON AMPLIFIER KIT.** The Premier Kit includes output transformer and all valves. Nothing else to buy, £10/10/-.

**WILLAMSON AMPLIFIER OUTPUT TRANSFORMERS** to specification, 63/-.

**MULLARD MW22/3 9in. MAGNETIC TUBES.** We can offer a limited quantity of these new and unused Tubes at £8/15/- TO CALLERS ONLY.

**V.C.R.97. C.R. Tubes.** New and tested to give full-size picture, 35/- each.

The following C.R. Tubes for callers only:—

Type	Diameter	Persistence	Price
ACR8 (CV 1381)	5 1/2in.	Short	15/-
VCR517E (CV1395)	6 1/2in.	Long	20/-
VCR522 (CV1522)	1 1/2in.	Short	15/-

All have 4 v. Heaters. Screen colour is green.

**TRANSMITTING AND SPECIAL PURPOSE VALVES.**

705A	10/-	RL18 (CV1197)	5/-
832	10/-	RY11B (CV3505)	15/-
V868 (CV1068)	6/8	MR300/ECV3558)	15/-
E1191 (CV12)	60/-	1616	5/-
VT30 (CV1030)	7/6	803	10/-
U17 (CV1118)	5/-	848	5/-
E1232 (CV129)	20/-	1625	5/-
PT25E (CV1046)	5/-	U10 (CV187)	6/8
ADI (CV1314)	6/8	956 (OV649)	3/6
DQP (CV1141)	6/8	N82 (CV1199)	5/-
717A (CV3594)	6/6	CV87 (Klystron)	5/-
KB/8 Magnetron (CV186)	40/-	GU50 (CV1072)	7/6
801	10/-	1626 (CV1755)	3/6
803	10/-	BL63 (CV1192)	6/6
803	10/-	GUI (CV1262)	6/6
803	10/-	V1906 (OV20)	6/6
866A	10/-	CV1510	6/8
100TH	25/-	RK75	12/6
3BT	7/6	E1296 (CV18)	20/-
EHIT (CV19)	20/-	MY11AB (CV3505)	6/6
GDT4C	6/6	STV/380/80	6/6
672A	10/-	GTIC	6/8
VU138A	3/6	VU120A	6/6

**ELECTRON MULTIPLIER PHOTO CELL TUBES.**

Type 931A. Brand new. Guaranteed, 30/-.

Base, 2/6.

**T.V. WHITE RUBBER MASK.**

We can now supply a specially designed White Rubber Mask for 6in. C.R. Tubes at 7/6 each.

White Masks, 9/8. 12in. White Masks, 15/-.

**SUPER QUALITY TELEVISION MAGNIFYING LENS.** To suit 5in., 8in. or 7in. Tubes. Increase picture size considerably, 25/- each.

**PERMANENT MAGNET FOCUS POTS.** Available for all Tubes, 15/-.

Please state Tube used.

## THE NEW PREMIER 1950 CATALOGUE

contains all the newest TV Kits, Components, Aerials, Tubes, etc., in addition to thousands of Radio Bargains.

Now ready—6d.

**SUPER MOVING COIL MIKE AND STAND.** We have purchased the entire stock of a famous Manufacturer of PA Equipment at a very low price, and are offering a £5/5/- Super Moving Coil Mike, with a chromium plated folding stand to match. The list price of the stand was £2/3/-.

**WE OFFER THE PAIR AT 79/6. LESS THAN HALF THE USUAL PRICE.**

**LOUDSPEAKERS** by famous makers.

3 1/2in.	8/-	8in.	12/6
5in.	10/-	10in.	23/6
6in.	13/6	12in.	39/6

**MOVING COIL EARPIECES.**

Comprise a 1 1/2in. Moving Coil Loudspeaker fitted with noise-excluding rubber caps. Make excellent Mikes. Phones or Speakers, 2/- each.


**SPECIAL HEADPHONES OFFER.** High-grade Double Headphones, using balanced armature units. D.C. Res. 60 ohms, 3/6 per pair. Matching transformer if required 2/6 each.

**SPECIAL OFFER OF ELECTROLYTIC CONDENSERS**

16 + 16 mf. 500 v. working	4/11
8 + 8 mf. 500 v. working, all cans	4/3
32 + 32 mf. 350 v. working, all cans	4/11
32mf. 350 working	2/6
16mf 350 v. working, all cans	2/6
16mf 450 v. working, cardboard	3/6
8mf 450 v. working, cardboard	2/3
4mf 500 v. working, cardboard	2/6
16 + 8 450 v. working, all cans	4/11

All Capacities and Voltages available.

**A LARGE NEW PURCHASE ENABLES US TO OFFER AT A LOWER PRICE THAN EVER R107. ONE OF THE ARMY'S FINEST COMMUNICATIONS RECEIVERS.** (See "W.W." August, 1945.)



9 valves, R.F. amp. osc. Frequency Changer, 2 I.P.s (465 kc.), 2nd Detector, A.V.C. Af. amp. B.F.O. A.C. mains, 100-250 v. or 12 v. accum. Frequency range, 17.5 to 7 Mc/s, 7.35 Mc/s to 2.9 Mc/s, 2.0 to 1.2 Mc/s. Monitor L.S. built-in. Complete. Write for full details. Price £12/12/-, plus 21/- carriage and packing.

**BATTERY CHARGERS.** Input 100/250 v. A.C. Output 15 volts at 16 amps. Continuously variable metered output. Usual price £24 Our price, £10/10/- each, plus 10/- carriage.

**BATTERY CHARGER KITS.** All incorporate Metal Rectifiers. Transformers are suitable for 200-250 v. A.C. 50 cycles.

Cat. No. Price

2002. Charges 6-volt Accumulator at 1 amp. Resistance supplied to charge 2 v. Accumulator	£12/6
2003. Charges 12-volt Accumulator 1 amp.	£17/6
2004. Output 15 v. 4 a. Variable Resistance and Meter	£3/15/-
2005. Output 15 v. 6 a. Variable Resistance and Meter	£5/-
2007. Output 30 v. 5 a. Variable Resistance and Meter	£6/-
2009. Output 24 v. 3 a. Variable Resistance and Meter	£4/5/-

**ALUMINIUM CHASSIS.** 16 8.W.G. Substantially made of bright aluminium with four sides.

	Price
7 x 3 1/2 x 2 1/2in.	3/3
9 1/2 x 4 1/2 x 2 1/2in.	4/-
10 x 8 x 2 1/2in.	5/6
12 x 9 x 2 1/2in.	6/8
14 x 9 x 2 1/2in.	6/11
16 x 8 x 2 1/2in.	7/3
20 x 8 x 2 1/2in.	7/11
22 x 10 x 2 1/2in.	10/-
10 x 9 x 3 1/2in.	6/3
12 x 10 x 3 1/2in.	6/10
14 x 10 x 3 1/2in.	7/11
16 x 10 x 3 1/2in.	8/6
20 x 10 x 3 1/2in.	10/-

**MAINS NOISE ELIMINATOR KIT.** Two specially designed chokes with three smoothing condensers with circuit diagram. Cuts out all mains noise. Can be assembled inside existing receiver. 8/- complete.

**CO-AXIAL CABLE.** Super quality cable, consisting of a centre copper core, a polyvinyl resin type insulator, a flexible screen, a weather-proof P.V.O. outer cover. Just the thing for Television lead-in, super mike cable, etc., 80 ohms impedance. Cat. No. C.755, 3d. per foot.

**GRAMOPHONE AMPLIFIER KIT.** Consists of Complete Kit of Parts for a 2 1/2 watt, Mains-operated 2-stage Amplifier for use with any type of pick-up. Volume and tone controls are incorporated. Output impedance is 8 ohms. Cat. No. AMP147. Price complete, 59/6. For 200-250 v. mains with valves and diagrams.

**SECTIONAL WHIP AERIAL.** Three sections which plug into each other making an aerial 12ft. long. Thinnest section 1/4in. diam., thickest section 1/2in. diam. Weather proof enamel, 3/6 each complete. Carriage 1/-.

**INSULATED BASE** for above 2/6 each.

**A FERRANTI 500 MICROAMP MC METER,** with separate High Stability, High Accuracy, Resistors to measure, 15, 60, 150 and 600 volts D.C. Scale length 1 1/2in., diameter 2 1/2in. 10/- the complete kit.

**5 KV. ELECTROSTATIC VOLTMETER.** Scale length 3 1/2in., flush mounting, 4 1/2in. diameter, £2/10/-.

**207, EDGWARE ROAD, W.2 Phone: AMBassador 4033 AND AT — BRANCHES**

All POST ORDERS to 167, LOWER CLAPTON ROAD, LONDON, E.5. 'Phone: AMHerst 4723.

Terms of Business: Cash with order or C.O.D. over £1. Send 2d. stamp for list.

**EDGWARE ROAD IS OPEN UNTIL 6 p.m. ON SATURDAYS**



# PREMIER RADIO COMPANY

MORRIS & CO. (RADIO) LTD.

*Now being Delivered!*

## PREMIER TELEVISOR KITS

FOR LONDON AND BIRMINGHAM

USING 9" OR 12" MAGNETIC C.R. TUBES

**£19.19.0** *including all parts, valves and loud-speaker, but excluding C.R. TUBE*

(Carriage and Packing 15/-)

### CIRCUIT DETAILS

The Vision Receiver consists of 4 R.F. stages (EF54's) which are followed by a Diode Detector and Noise Limiter (6H6) which is directly coupled to the Video valve (EF54).

Complete Kit with valves, £3/16/0.

Carriage and packing 2/6.

The Sound Receiver comprises 3 R.F. stages (6SH7's) followed by a Double Diode Triode (6Q7), which acts as Detector and L.F. Amplifier. A Noise Limiter (EA50) is also incorporated. The output valve (6V6) drives a 10in. P.M. Moving Coil Speaker with closed field magnet, which is included in the Time Base Kit.

Complete Kit with valves, £3/1/0.

Carriage and packing 2/6.

The Time Bases employ blocking oscillators on both Line (6SH7 and 807), and Frame (VR137 and 6V6). E.H.T. (Non-lethal) is taken from the Line Output Transformer through a voltage doubler employing two valves (VU111). The Sync separators are 6H6 and 6V6.

Permanent Magnet Focusing.

Complete Kit with valves, £8/5/6.

Carriage and packing 5/-.

The Power Supply is from a double wound mains transformer completely isolating the receiver from the mains. The H.T. Rectifier is a 5U4G.

Complete Kit with valves, £4/16/6.

Carriage and packing 5/-.

EACH KIT OR INDIVIDUAL PART AVAILABLE SEPARATELY

The following sensitivity figures prove that the Premier Televisor Kit is capable of reception at greater distances than any other standard commercial kit or receiver whether T.R.F. or Superhet.

#### VISION RECEIVER

Sensitivity : 25  $\mu$ V for 15V peak to peak measured at the Anode of the Video Valve.

Sound Rejection : Better than 40 db.

Adjacent Sound Rejection : Midland Model. Better than 50 db.

#### SOUND RECEIVER

Sensitivity : 20  $\mu$ V. Vision Rejection : Better than 50 db.



**"MAGNETIC"**  
**CONSTRUCTION**

**BOOK**

**3/-**

**-152-153, FLEET STREET, E.C.4**

Phone : CENtral 2833

Terms of Business : Cash with order or C.O.D. over £1. Send 2d. stamp for list.

**207, EDGWARE ROAD IS OPEN UNTIL 6 p.m. ON SATURDAYS**



*Your designs*

LET US BRING THEM TO

**LIFE!**

Made in Three Principal Materials

**FREQUELEX**

An Insulating material of Low Dielectric Loss, for Coil Formers, Aerial Insulators, Valve Holders, etc.

**PERMALEX**

A High Permittivity Material. For the construction of Condensers of the smallest possible dimensions.

**TEMPLEX**


A Condenser material of medium permittivity. For the construction of Condensers having a constant capacity at all temperatures.

the most difficult problems solved by . . .



**Bullers**

**BULLERS LOW LOSS CERAMICS**



BULLERS LTD., 6, LAURENCE POUNTNEY HILL, LONDON, E.C.4  
Telephone: Manslon House 9971 (3 lines)    Telegrams: "Bullers, Cannon, London"



SIZE	2½"	3½"	5"
<b>RANGE</b>	25μA to 50A	10μA to 50A	10μA to 50A
<b>PRICE</b>	50μA 55/- 200μA 45/- 1mA 35/-	61/- 51/- 41/-	93/- 83/- 73/-

All sizes available with  
**MIRROR SCALE**

1st Grade Accuracy

## SENSITIVE PANEL MOUNTING METERS


For particulars of these and our full range of measuring instruments write to :—

**BRITISH PHYSICAL LABORATORIES**

HOUSEBOAT WORKS · RADLETT · HERTS · Telephone: RADlett 5674-5-6



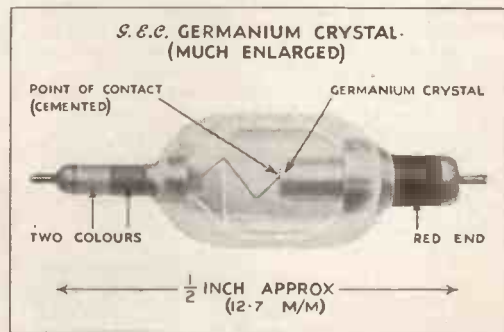
# An achievement of some magnitude in diminutives




The new  
**G.E.C.**  
Germanium Crystal  
Rectifiers

Designed for soldering  
into circuits

1. Provides a high frequency Diode requiring no heating power.
2. Very small in physical size.
3. Of low forward and high reverse impedance.
4. Extremely low shunt capacitance — only IPF.
5. So constructed as to give a unit of high stability and consistency.
6. Outstanding in its property to resist severe mechanical shock or vibration.
7. Indefinitely long life.



The General Electric Company Ltd. welcomes, and will give sympathetic consideration to enquiries to meet specialised requirements and specific circuit applications. Write and ask for particulars of types available to Osram Valve and Electronics Dept., Magnet House, Kingsway, London, W.C.2.



by the

**Fielden**

# Servograph

SERVOGRAPH OPERATES DIRECTLY FROM VERY LIGHT CURRENT SOURCES, consuming but a few Micro-watts for full scale deflection. Its working principle is unique and sets up a new high standard of accuracy and robustness for graphical recording meters. SERVOGRAPH's accuracy is to BSS.89 for Grade 1 Indicating Instruments—because its servo-driven pen arm removes all load from the instrument movement, admits a robust and trouble-free pen, and maintains this accuracy with full or empty ink reservoir. Needing no levelling, it operates correctly in any position and can be connected directly to tachometers, thermo-couples, resistance thermometers, CO<sub>2</sub> indicators, pH meters and so on, repeating their accuracy on the chart. Equally useful, too, as an ammeter, voltmeter, etc., it may embody a moving iron, moving coil, dynamometer or electrostatic movement.

Please write for technical leaflets 100/M.

Movements available from 50 micro-amps. or 15 millivolts upwards.



**FIELDEN (ELECTRONICS) LTD.**

PASTON ROAD : WYTHENSHAW : MANCHESTER  
FIELDEN ELECTRONICS (AUSTRALIA) PTY. LTD.  
409 COLLINS STREET : MELBOURNE : AUSTRALIA  
Specialists in Industrial Electronic Equipment

## LAWRENCES

**AMERICAN COMMUNICATION RECEIVERS TYPE AR.88LF.** For operation on 230 v. A.C. This superlative set tunes 75-550 kc/s. and 1.5-30 mc/s and is designed for exceptional performance. A very limited stock, used but in excellent condition. Price £32.

**NEW MULTI-PURPOSE TEST METERS MODEL 856.** Made by Precision Instruments Inc. An advanced instrument with a 20,000 ohm. per volt movement, provision is made for optional 1,000 ohm per volt sensitivity by means of panel switch. Numerous ranges within the following limits: 60 microamps-12 amps; 3 volts-6,000 volts; 0-60 megohms; also output range calibrated in decibels. Fitted in stout teak case with testprod compartment and carrying handle. Ideal for television service and other exacting work. £15. Fully guaranteed.

**NEW PLATE TRANSFORMERS.** Primary 0.115-230 v. 50 cy. Secondary 6,060 v. at 80 mA. Superbly constructed. 85/-.

**NEW MICROAMMETERS.** Flush-mounting Grade 1, movements. 500 microamps. 7/6.

**BRAND NEW NATIONAL HRO SENIOR COMMUNICATION RECEIVERS.** One of the most eminent of all radio Rx, with all advanced refinements. Complete with valves, Instruction Handbook, packed in sealed maker's cartons, less coils. Guaranteed perfect. £20.

**AMERICAN FIELD STRENGTH METERS. TYPE 1-95 AM.** Completely self-contained using small dry batteries. Meter indicates strength of received signal on freqs. 100-160 mc/s. Chromed telescopic antenna extends from top of compact portable case. New £4/10/-.

**TEST SET TYPE SEZ.** 230 volts A.C. Incorporates receiver, tuning 160-240 mc/s. Built-in noise generator, panel mounted 500 microamp monitor. A precision instrument complete with connecting leads, etc. £7/10/-.

**RECEIVERS TYPE B29.** 230 volts A.C. Similar in construction to the famous B28 set. A very limited stock in used condition, price only £9 each.

**NEW RCA QUALITY AMPLIFIERS TYPE M.17179B.** A civilian pattern, constructed regardless of cost, providing truly exceptional performance. For A.C. mains 190-250 volts. Approx. 25 watts undistorted output is obtained from two valves type 6L6 operating in push/pull, with negative feed-back. Output transformer is tapped for load impedances of 5; 7.5; 15; and 500-600 ohms. Whilst specially input transformer allows selection of impedances to match various types of microphones, pick-ups, etc. Modern cabinet of handsome appearance with heavily chromed fittings. Dimensions: Height 7in., Width, 15½ in., Depth 10½ in. Weight 26 lbs. nett. Further details on request. Price fully guaranteed, £25.

**NEW SA2 RADAR EQUIPMENT.** Units in stock include receiver indicator, train indicator and control unit, antenna pedestal unit with power drive, Selsyn amplifiers, R.H. transmitter, etc. Made by Westinghouse etc. for operation on 115 volts A.C. Details on request.

**NEW FREQUENCY METERS TYPE BC.221.** Employs self-contained crystal calibrator and micrometer dial, and suitable for use as an exact frequency standard. Fully calibrated within the range 125 kc/s-20 mc/s. Complete with spare valves, manual, in maker's packing. Guaranteed new and perfect. £15.

**NEW FERRIS MODEL 32A RADIO NOISE AND FIELD STRENGTH METER.** Measures RF micro voltages between 1 microvolt and 10 volts. With directly calibrated Meter indication. Decibel reading also provided. Incorporates precision five band receiver tuning 150-350 kc/s. and .55-22 mc/s. With internal calibrator. May also be employed as infinite impedance RF volt meter. Built-in stabilised Power supply consuming 3 amps at 6 volts. Complete with accessories. Guaranteed. £75.

**NEW CAVITY MAGNETRONS TYPE RK725A.** Freq. 9345-9405 mc/s. Heater 6.3 v. lamp. Anode 12 kv. Peak power output, 50 kW. Complete with 5,400 gauss Magnet Assembly, 50/-.

**NEW RADAR GAS GAPS.** Type 1B24. 15/-; Type 721A. (10 cm.) 15/-; Type 724B, complete with cavity holder, 15/-.

**MAGNETRON TRANSMITTER WAVEGUIDE.** Complete assembly with fittings and tunable TB cavity, etc. 25/-; Klystron Receiver Unit, with silver-plated waveguide 15/-; Also numerous other items of centimetric equipment in stock. Your enquiries will receive prompt attention.

**MARCONI AMPLIFIERS TYPE 6.** A really fine rack-mounting job, employing two PX25 valves in push-pull running at 500 v. Undistorted output of 25 w. Standard size panel is fitted with Anode Current Meter. Volume Control, etc. Power Unit, on similar panel, is also supplied. Very robust construction with delayed H.T. switching. For operation on 230 v. A.C. mains, 50 cycles. Ideal for Commercial Installations Hospitals, Auditoriums, Amateur Stations, etc., etc. Price complete with small mixer panel and circuit diagram £6. Standard 5ft. Rack by Corsor also available for use with the above. Supplied separately £2 each.

**NEW METAL STORAGE CABINETS.** Of improved design, fitted with 12 sliding drawers, overall dimensions: 10½ x 7½ x 6in. Extremely useful for segregation and neat storage of small parts 17/6.

**NEW AMERICAN STAR IDENTIFICATION INSTRUMENTS.** Complete with charts for all latitudes in Northern and Southern Hemispheres. Accurate in all parts of the world. In leather case 5/-.

**SELSYN TRANSMITTERS.** Repeaters and Magslips. Large stocks which also include a great variety of other useful instruments, at bargain prices. We invite your enquiries.

Experienced Export Shippers.

TERMS C.W.O. ALL PRICES INCLUDE U.K. CARR.  
SATISFACTION GUARANTEED OR MONEY IMMEDIATELY REFUNDED.

## LAWRENCES

**61 BYROM ST., LIVERPOOL, 3**

Telephone: CENtral 4430.





NOW EVERYONE CAN MAKE HIS OWN RECORDINGS OF FAVOURITE ENTERTAINMENTS FOR PLAYBACK AS FREQUENTLY AS DESIRED

# Soundmirror

MAGNETIC TAPE RECORDER

- Anyone can operate the Soundmirror. One single fingertip control provides for Play—Record—Rewind or Fast forward requirements.
- Recordings on reels of inexpensive magnetic tape can be played back at once.
- Recordings can be retained permanently, or old items erased as countless new recordings are made.
- Sections of reels may be cut and joined together.
- Sound Library. You can build up your own Sound Library of Music, Talks, Family happenings, Weddings, Birthdays, etc.

Made in England: Protected by British and Foreign Patents and Patents Pending.


Write for full details or a demonstration by appointment to the manufacturers:—

## THERMIONIC PRODUCTS LTD.

(DIVISION S/M—W/W)

MORRIS HOUSE, JERMYN STREET, HAYMARKET, LONDON, S.W.1

Telephone: Whitehall 6422 (5 lines)



£62

EXCLUSIVE OF MICROPHONE.

Sales and Service Centres: MANCHESTER • BIRMINGHAM • BRISTOL • LEEDS • ETC.

**AMBASSADOR**  
OF GREAT BRITAIN  
REGD

### FOR THE OVERSEAS BUYER

introduce a new receiver designed especially to provide superlative performance at minimum cost. In relation to performance this new receiver is the most competitive of any.

Its six valve superhet circuit covers six wavebands, four of which are electrically bandspread. Continuous bandspread coverage is provided between 9.4 and 51.8 metres. Two other bands cover respectively from 51-130 and 185-550 metres. All bands are coil ranges, thus ensuring high sensitivity.

This excellent receiver also features: Fly-wheel tuning; variable tone control; multi-coloured glass dial; Extension speaker and gramophone pickup sockets; a tuning indicator and an Bin. Rola fully dust protected loudspeaker.

Of special interest is the easy adaptability of the receiver to operate from a 6-volt battery.



Full details and C.I.F. prices direct from

**W. J. GROOM & CO. LTD.**  
22 FENCHURCH ST., LONDON, E.C.3

Advertisement of AMBASSADOR RADIO  
BRIGHOUSE, YORKS, ENGLAND



Department W.W.  
**18, TOTTENHAM COURT ROAD,**  
LONDON, W.1. Phone: MUSEum 2453, 4539

SHOP HOURS: Mondays to Fridays 9—5.30. Saturdays 9—1.

FULL MAIL ORDER FACILITIES

# RELAYS

(ex-Ministry)


P.O. 600 and 3,000 types

AS FOLLOWS

**D.C. COIL RESISTANCE:**  
10 ohms to 42,000 ohms, also double-wound coils. Special coils wound to spec. in quantities.

**CONTACTS:** Make (M) Break (B) Change-over (C) in twin silver, heavy duty, and twin platinum in any combination to 8 sets.





Your career in **RADAR** starts in the R.A.F

First in the field with Radar, Britain still leads the nations in research into its future. That is why the Air Force is the finest Radar School in the world and offers such a wonderful opportunity to make Radar your career. You earn while you learn. You get an important job

at the end of your training — as Radar fitter mechanic, assistant.


And Radar is only one of the many skilled trades open to men between the ages of 17½ and 33 who sign on for five years in the R.A.F.

Learn your trade in the  
**ROYAL AIR FORCE**  
 and be trained for life!

TO:—AIR MINISTRY  
 DEPT. WD.3B VICTORY HOUSE  
 KINGSWAY, LONDON, W.C.2

*Please send full details of  
 R.A.F. careers*

NAME.....  
 ADDRESS.....  
 AGE.....



EX-AIRMEN SHOULD ASK FOR DETAILS OF £125 BOUNTY SCHEME

# BUILD YOUR OWN E.H.T. UNIT

Send 6d. for a copy of "The All Metal Way" containing full details of this and other radio applications, to Dept. W.W.7.


"The All Metal Way" tells you how to build 4 simple, safe and efficient E.H.T. units with

## WESTINGHOUSE **WESTALITE** RECTIFIERS

and also gives details of rectifiers for H.T. and L.T. supplies and detection.

Three units are described where E.H.T. up to 5kV is obtained from the 350-0-350 volts winding of the normal mains transformer; and one unit which gives up to 6kV from the line output transformer.

**WESTINGHOUSE BRAKE & SIGNAL Co., Ltd.**  
62 YORK WAY, KING'S CROSS, LONDON, N.1



MODEL WX

## AUTOMATIC COIL WINDING MACHINES AND HAND WINDING MACHINES

Wave winding machines for single or multiple coils 1/16" to 3/4" wide for power drive.

**SOLE AGENTS ABROAD**

- K. G. Khosla & Co., 22 School Lane, New Delhi, India.
- Etablis Octave Houart, 14, Quai de l'Industrie, Sclessin-lez-Liege.
- J. P. Fielding Co. (Canada), P.O. Box 35, Station 'H', Toronto, Canada.
- R. H. Cunningham P.T.Y. Ltd., 62 Stanhope Street, Malvern, Victoria Australia.

## ETA TOOL CO

(LEICESTER) LTD

29a, WELFORD ROAD, LEICESTER  
Phone—5386

# T.V. in the FRINGE AREAS



★  
**A Superior  
PRE-AMPLIFIER**  
By 'RAINBOW'

For use with **CO-AX** or **BALANCED FEEDER**

Built-in Power Pack, with Metal Rectifier, E.F.91 valve, exclusive Rainbow Coils. Complete with all Plugs, Crackle Finish, Steel Case  
8 3/8" x 4 3/4" x 2 1/8".

**Price £5 17 6**

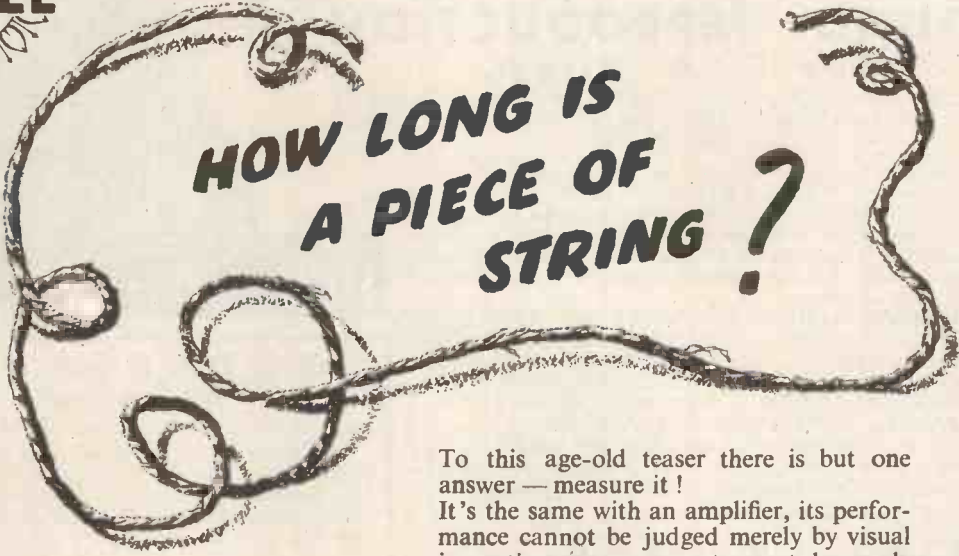
Alexandra Palace or Sutton Coldfield Model

Is giving excellent results with Receivers by Bush, Pye, H.M.V., Marconi, Philips, etc. It's to your advantage to write for fuller details.  
**RAINBOW RADIO MANUFACTURING CO. LTD.**  
Mincing Lane, Blackburn, Lancs., England





**HOW LONG IS  
A PIECE OF  
STRING ?**



To this age-old teaser there is but one answer — measure it !  
It's the same with an amplifier, its performance cannot be judged merely by visual inspection; measurements must be made which are far more involved than the measurement of string . . .

**The 'CINTEL' SQUARE WAVE & PULSE GENERATOR**

enables the response and transient characteristics of an amplifier to be determined in a matter of minutes.

*For full technical details and further applications of this instrument, please write for leaflet No. S.W.G.1/1.*



**CINEMA - TELEVISION LIMITED**

*A Company within the J. Arthur Rank Organisation*

**FOREMOST IN THE MANUFACTURE OF**

- Counters & Chronometers • Metal Detectors • Oscilloscopes • Photo-Electric Cells
- Cathode Ray Tubes • Geiger-Muller Tubes • Electronic Instruments

**WORSLEY BRIDGE ROAD · LONDON · S.E.26**

**Telephone: H1Ther Green 4600**

Northern Agents:  
**F. C. ROBINSON & PARTNERS LTD.**  
287 Deansgate, Manchester 3

Scottish Agents:  
**ATKINS, ROBERTSON & WHITEFORD LTD.**  
100 Torrisdale Street, Glasgow, S.2



REGISTERED TRADE MARK

+ SECOND EDITION NOW OUT! 248 PAGES!

# SOUND REPRODUCTION

by G. A. Briggs

REVISED AND ENLARGED, WITH 10 NEW CHAPTERS AND 193 ILLUSTRATIONS INCLUDING 75 ENTIRELY NEW DIAGRAMS.

A fascinating work on the reproduction of sound in all its aspects and applications, "SOUND REPRODUCTION" is now in its second edition. Greatly enlarged and right up to the minute, this new volume contains all the principal features from the first issue, additional pages on Cabinet Design, Disc Recording, Needles and Grooves, Pick-ups and Microgrooves and 10 new chapters on the following subjects:—

- EXPONENTIAL HORNS & MULTIPLE SPEAKERS
- CABINET LINING
- AIR LOADING
- DIRECTIONAL EFFECTS
- RIBBON SPEAKERS
- SAPPHIRE, TUNGSTEN & DIAMOND
- QUESTIONS & ANSWERS
- CROSSOVER NETWORKS
- MAGNETIC RECORDING
- NEEDLE INSPECTION

These books are obtainable from many high-grade radio dealers and from leading booksellers. Enjoyment of these books is enhanced by the occasional flashes of humour now expected from Mr. Briggs.

Published by and obtainable from:

## Wharfedale

WIRELESS WORKS, BRADFORD ROAD, IDLE, BRADFORD, YORKS.

Telephone: Idle 461



BOUND FULL REXINE  
10/6 ( 11/- )  
POST FREE

## LOUDSPEAKERS

by G. A. Briggs

3rd Edition (4th impression) NOW READY!

This popular book of "The Why and How of Good Reproduction" is still in big demand and a new printing is just off the machines. Acknowledged to be the most comprehensive work on the subject of Loudspeakers and the mechanics of good reproduction.

88 PAGES

36 ILLUSTRATIONS 5/- ( 5/3 )  
POST FREE

BRADFORD ROAD, IDLE, BRADFORD, YORKS.  
Telegrams: "Wharfedel, Idle, Bradford"

## For Perfect Playing



Steel needle after one playing.

### S. G. BROWN

Precision

### SAPPHIRE NEEDLES

The ideal reproducing medium for gramophone records. They give high-fidelity reproduction with the minimum wear on the record.

There are five types available and they are designed and manufactured to suit all types of pick-ups.

TYPE NO. 5. "Miniature Solid Sapphire" Needle for use with light-weight pick-ups.

This S. G. Brown needle gives a definite improvement in fidelity of reproduction due to its homogeneous nature.

PRICES. Nos. 1-4 10/1 ca. No. 5 13/4 ea.

Your local dealer can supply. In cases of difficulty, apply direct.

★ ★ ★ ★ ★

#### A "TIP" WORTH TAKING

An interesting and instructive Brochure giving technical details, valuable information and advice on the choice of an S. G. Brown Sapphire Needle to suit your pick-up, will be sent on request. Write Dept. "W."



Sapphire needle after two thousand playings.

Telephone: Watford 7241.

## S. G. Brown, Ltd.

SHAKESPEARE STREET, WATFORD, HERTS.

## VENEERED PANELS

SPECIAL OFFER OF

AUSTRALIAN WALNUT PANELS

FOR RADIO CABINETS

Let us increase your production with our modern

## VENEERING PLANT

ALL TYPES OF VENEERING

QUALITY WITH SERVICE

## FREEDLANDS LTD.

TENAX ROAD,

TRAFFORD PARK,

MANCHESTER 17.

Telegrams:

Freedland

Manchester

Telephones:

Trafford Park 1431

(4 lines)


PIONEERS OF MASS PRODUCTION VENEERING

OVER 40 YEARS EXPERIENCE



# DISC-SEAL TRIODES

## for Ultra High Frequencies



ME 1001



ME 1003

### Mullard NEWS LETTER

Manufacturers, designers and consultants who are not already on the mailing list for this service of advance information on new valves, are invited to write for full particulars.



INDUSTRIAL POWER VALVES · THYRATRONS · INDUSTRIAL RECTIFIERS · PHOTOCELLS  
FLASH TUBES · ACCELEROMETERS · CATHODE RAY TUBES · STABILISERS AND  
REFERENCE LEVEL TUBES · COLD CATHODE TUBES · ELECTROMETERS, ETC.

For U.H.F. links, local oscillators, and wide band applications such as multi-channel communication systems and radar altimeters, frequencies up to 1500 Mc/s or even 3000 Mc/s are often required. The Mullard Disc-Seal Triodes have been designed specifically for such purposes.

In the ME1001, adequate cooling and low inductance are combined in the design of the anode and grid discs to give an anode dissipation of 10 watts and an upper frequency limit (as an oscillator) of 3750-3500 Mc/s (8-8.5 cm).

The ME1003 is basically similar in design to the ME1001, but the larger electrodes permit an anode dissipation of 25 watts. However, the larger clearances necessary to obtain this value, limit the upper frequency to 2500 Mc/s.

#### PRINCIPAL CHARACTERISTICS

	ME 1001	ME 1003
Heater Voltage (V)	6.3	6.3
Heater Current (A)	0.4	1.0
Max. Anode Voltage (V)	350	500
Max. Anode Dissipation (W)	10	25
Max. Anode Current (mA)	50	200
Max. Peak Anode Current (mA)	150	500
Power Output (W)	0.5 (at 3000 Mc/s) 3.5 (at 500 Mc/s)	6 (at 1500 Mc/s) 20 (at 430 Mc/s)
Mutual Conductance (mA/V)	8	20
Amplification Factor	30	30

# Mullard

## THERMIONIC VALVES & ELECTRON TUBES

## REAL VALUE-FOR-MONEY OFFERS

**1950 5-Valve 4 Waveband A.C. Superhet**, product of a Leading Manufacturer. Dimensions: 14in. x 8in. x 3in. Finished in cream cellulose. A.C. operation only. 200-250 volts, 40-60 cycles. Consumption 60 watts. **FOUR WAVEBANDS**, 12-30 m., 30-60 m., 200-550 m., 900-2,000 m. Valve combination Mazda TH41, VP41, HL41DD, PEN45, UU6. Large illuminated glass dial. Size 8in. x 5in., with coloured waveband scales and station names. **IRON-CORED COILS** and IF transformers. **HIGH SELECTIVITY AND SENSITIVITY**. PICK-UP sockets switched in wavechange assembly. Output, 4½ watts. Variable tone control. Extra LS sockets. Price includes 8in. P.M. speaker. You can make a **FINE AUTO-RADIOGRAM** with this chassis. **A MAGNIFICENT INSTRUMENT IN EVERY RESPECT.** Carr. Paid £11-19-6.

**RECEIVER TYPE R1155A**. Frequency coverage in five switched bands 18-7.5 Mc/s, 7.5-3 Mc/s, 1,500-600 kcs, 500-200 kcs., 200-75 kcs. Complete with all valves. 100:1 ratio slow motion drive, B.F.O., A.V.C., etc. Power requirements, 210 v. D.C. approx. at 60 mA, 6 or 6.3 v. D.C. or A.C. at 3.5 a. Price £9 10s., carr. 7/6. Perfect condition. Aerial tested.

**AN/CRW-2 RADIO RECEIVING SET**. Six-valve amplitude modulated receiver. Operated from external 24 v. supply, has two screened plug-in coils and contains a large number of components, including two 25 mfd. 450 v. wkg. condensers, 28 v. dynamotor, etc. Valves fitted: 3 6S7L, 1 6SN7, 1 6SG7, 1 6J5. Size, 9in. x 8in. x 4½in. Valves alone worth more than price. Brand new and unused. Price 25s., carr. and packing 2/6. A small quantity only available.

**RECEIVER TYPE 25**. Covers 4.3-6.7 Mc/s and makes an ideal basis for an all-wave receiver as per "Practical Wireless" August issue. Complete with valves EF36 (2), EF39 (2), EK32 and EBC33. Brand new condition. Only 21s., carr. 1/4. Fine value.

**R.F. UNITS TYPE 24**. New condition. Complete with 3 valves. 20-30 Mc/s. Tunes to 5 spot frequencies. 14s., carr. 1/4.

**12-VOLT CAR RADIO**. Comprises a type 26/ARCS ex-Govt. Command Receiver modified to tune 200-500 metres. Receiver has six valves and is supplied complete with 5in. loud speaker. Dimensions: 11in. long, 4½in. wide, 5½in. deep. Ignition suppressor included. Ready for use. No aerial supplied. Any standard pattern suitable. Price £5 10s., carr. paid.

**TYPE 87 POWER UNIT**. Input 12 v., output 265 v. 65 mA 6.5 v. 2.5 a. Incorporates beautiful rotary generator in neat case 8½in. l., 6½in. h., 4½in. w. 5s. each, post 1/4.

**PLUG ON POWER UNIT** for Command Receiver BC453/4/5 or ARCS series. No alterations to set wiring. Simply plug on. Fitted 6X5 rectifier (not surplus). Beautifully made. 50s. c.p.

**MODULATOR UNITS TYPE 64**. 7 valves, VR91 (2), CV93, CV85, VU133 (2), VT614A. 3 relays. Four 2,000 v. 5 mfd., one 3 500 v. .05 mfd., etc. 18s. 6d. each, carr. 5/- Brand new.

**SCR522 TRANSMITTERS**, BRAND NEW, no valves. Modulation transformer, choke and crystal switch have been removed, but we have been able to secure these, which are supplied but not fitted. Ideal for 2 metres. Our price 19s. 6d., carr. 3/6.

**TELEVISION PRE-AMPLIFIER**. This ex-Govt. 1-valve pre-amp is just what you want to make an amazing improvement in vision and sound in fringe areas. Fitted with EF50 valve. Length 4in., width 3½in., depth 1½in. Overall depth to top of valve, 4½in. Power required, 6.3 v. L.T., 200/275 v. H.T. Three connections only to power supply. Ideal for "The Viewmaster," "The Inexpensive Television Set," "Electronic Engineering Television," etc. Tested and guaranteed before despatch. Type A London, type B Birmingham. While they last, 15s., post 1/-.

**CONDENSERS**. Brand new waxed tubular, 50 for 10s. (25 .1 mfd. 1,000 v., 25 .25 mfd. 500 v.), also 1 600 v. oil-filled, 10s. doz., post paid. A really outstanding offer.

**ANTENNA REELS**, type R1142. Motorised 1/13th h.p. motor, 23 v. 5 a. Detachable pulley, elaborate reduction gearing, instantaneous positive stop, works well on only 12 v. Ideal for rotary beams. Brand new in sealed cartons. Price 30s., post 1/-.

**TU6B TUNING UNITS**. Equal to brand new (less outer case), 3-4.5 Mc/s. 10s., post paid.

**PAMPHONIC PA SPEAKERS**, 10in., in handsome maroon metal cabinet. In original maker's packing (not surplus). 55s. each. Less than cost. Impedance 15 ohms.

**MOVING COIL HEADPHONES** combined with moving coil microphone. Res 50 ohms each unit. 5s., post 9d.

**EF50 CERAMIC VALVE-HOLDERS**. 5s. dozen, post 6d.

**PROMPT DELIVERY AND SATISFACTION GUARANTEED AS ALWAYS.**

2½d. stamped envelope must accompany all enquiries.

Lists Available

## H.P. RADIO SERVICES LTD.

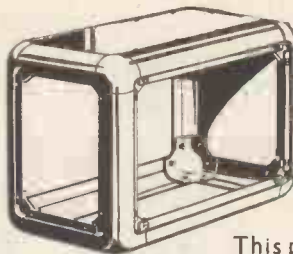
Britain's Leading Radio Mail Order House

Estd. 1935

55 COUNTY RD., WALTON, LIVERPOOL, 4

Tel. Aintree 1445

Staff Call Signs, G3DGL, G3DLV



**Widney-**  
DORLEG  
CABINET SYSTEM

This prefabricated method of building practical cabinets without elaborate tools is proving more popular than ever and is now available in two gauges\*. Fully illustrated and dimensioned lists are available on request.

\* "Standard" gauge  
Outside Radius 1  $\frac{3}{16}$ "  
(List R2)

"Small" gauge Outside  
Radius  $\frac{1}{8}$ " (List R3).

Technical & Sales Agent

**C. H. DAVIS**

59, BROMPTON RD.,

LONDON, S.W.3

Telephone: KEN. 4201



MANUFACTURERS

**HALLAM, SLEIGH & CHESTON LTD**  
WIDNEY WORKS - BIRMINGHAM

Phone: Aston Cross 0914 (4 lines) - Grams: Superfine, Birmingham.4

## TELE-RADIO (1943) LTD.

for TELEVISION COMPONENTS

For several years we have specialised in the supply of Television Components.

No matter how critical your taste may be we are confident that we can satisfy your needs from our fine range of Focus magnets, Scanning coils, C.R.T.s, Line and E.H.T. transformers, R.F. Oscillator units, High Voltage condensers and all those bits and pieces needed to build a first-class television.

Write today for a copy of our comprehensive 48-page catalogue with television supplement (post free).

Callers at our shop are always welcomed and we are very pleased to assist with any technical or component query. Come and see our demonstration Models of the 'Viewmaster' and the Electronic Engineering 'Home Built Telesvisor.' Detailed price lists for these receivers are available.

## WILLIAMSON AMPLIFIER IS ON DEMONSTRATION

Detailed Price List free

Our prompt postal service is at your disposal. All goods by return. Cash with order or C.O.D.

SHOP HOURS. Monday-Saturday 9 a.m. - 6 p.m. Thursday 9 a.m.-1 p.m.

OUR ONLY ADDRESS IS—

**177 EDGWARE ROAD**  
LONDON, W.2

Telephone: PADdington 6116/5606





serves

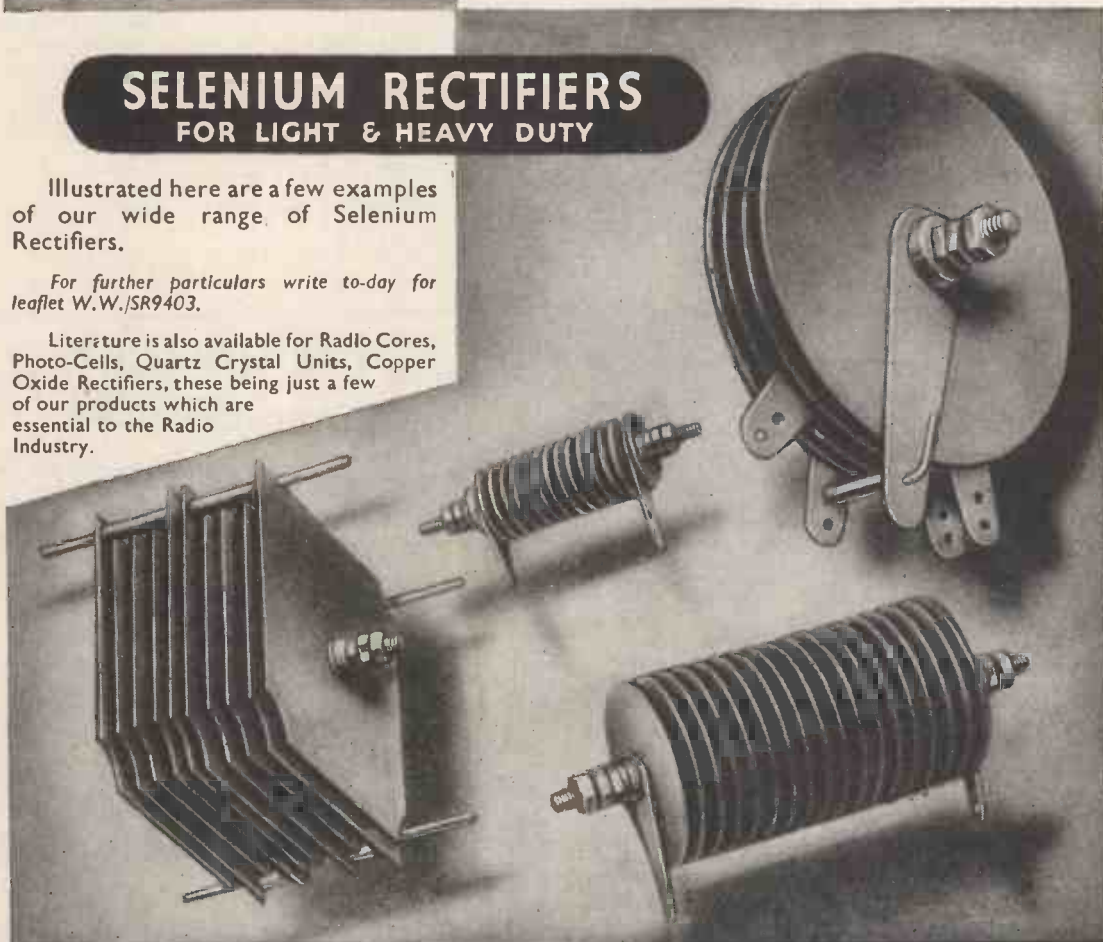
## THE RADIO AND TELEVISION INDUSTRY

### SELENIUM RECTIFIERS FOR LIGHT & HEAVY DUTY

Illustrated here are a few examples of our wide range of Selenium Rectifiers.

*For further particulars write to-day for leaflet W.W./SR9403.*

Literature is also available for Radio Cores, Photo-Cells, Quartz Crystal Units, Copper Oxide Rectifiers, these being just a few of our products which are essential to the Radio Industry.



**SALFORD ELECTRICAL INSTRUMENTS LTD.**

PEEL WORKS · SILK STREET · SALFORD 3 · LANCs · ENGLAND

A subsidiary of THE GENERAL ELECTRIC CO. LTD. OF ENGLAND

# To meet a Demand

THE outstanding features of current R. & A. Reproducers spring directly from a wartime decision that precision engineering technique could and must be applied to the quantity manufacture of loud-speakers. An extensive survey of British radio manufacturers' post-war requirements confirmed that decision by putting RELIABILITY IN USE and ADHERENCE TO SPECIFICATION at the top of the list. It was clear that only by eliminating the mechanical weaknesses inherent in the generally-used "bend, spot-weld, glue-brush and hope-for-the-best" method of construction could these qualities be ensured.

A complete departure in mechanical design and the substantial re-equipment of our works produced our Series 700. The method used, which we call Co-axial Construction, ensures concentricity and permanent alignment of component parts. Patented at home and abroad, it is also embodied in our Series 800 and Series 900 Reproducers, which offer all the significant advances of the original design at lower cost.

**Current Leaflets** describe the construction used and list the alternative models in the three Series mentioned. Copies will gladly be sent on request.

**All Reproducers** and transformers are made to tropical specification K110.



REPRODUCERS AND AMPLIFIERS LIMITED  
WOLVERHAMPTON · ENGLAND

Telephone: Wolverhampton 22241. Telegrams: Audio, Wolverhampton.

## B.P.L. TEST SETS

NOW AVAILABLE

### AT NET PRICES

#### B.P.L. UNIVERSAL TEST SET

£5 - 10 - 0

#### B.P.L. SUPER RANGER 1,000 $\Omega$ /v.

£12 - 5 - 0

#### B.P.L. SUPER RANGER 20,000 $\Omega$ /v.

£14 - 10 - 0

Prices include postage and packing, and are applicable to Home Market only.

Send your order direct to:—

**BRITISH PHYSICAL LABORATORIES**  
HOUSEBOAT WORKS, RADLETT, HERTS

Te: Radlett 5674-5-6

"You're CERTAIN to get it at ARTHURS!"

★ VALVES: We have probably the largest stock of valves in the country. Send your enquiries.

#### AVO METERS IN STOCK

Avo Model 7 .....	£19 10 0
Avo Model 7, high resistance.....	£19 10 0
Avo Model 40 .....	£17 10 0
Valve Tester .....	£16 10 0
Test bridge.....	£11 0 0
Avo Minor, AC/DC model.....	£8 10 0
Electronic Test Meter .....	£35 0 0
Signal Generator .....	£25 0 0
Valve characteristic meter .....	£40 0 0

#### TAYLORS METERS. List on request.

DECCA PICK-UPS.....	£3 15 5
DECCA HEAD .....	£2 19 2
ADAPTOR for Garrard .....	3 8
COSSOR DOUBLE BEAM OSCILLOSCOPE .....	£85 10 0

"Viewmaster" Television Kits in stock for Birmingham and London areas. Please state which required.

LONDON'S OLDEST LEADING RADIO DEALERS

#### LATEST VALVE MANUALS

Mullard - 5/- ea.  
Mazda - 1/- ea  
Brimar Teletube & Radio - 4/-  
Post 4d. each extra

**Arthur's** EST. 1919

PROPS: ARTHUR GRAY, LTD. Terms C.O.D. or cash with order

Our Only Address: Gray House, 150/152 Charing Cross Rd., London, W.C.2 TEMple Bar 5833/4 and 4765

ELECTRICAL, TELEVISION & RADIO ENGINEERS.



# LONDON CENTRAL RADIO STORES

**Government Surplus - Immediate Delivery from Stock**

**10-VALVE COMMUNICATIONS RECEIVER.**  
Type 1155



**GUARANTEED EQUAL TO NEW**  
Freq. range 7.5 mc/s 75 kc/s in five wavebands. Complete with 10 valves including magic eye. Enclosed in metal case. Every receiver is aerial tested. Complete with Power Pack and Loudspeaker for A.C. mains 220/250 v

**£16.10.0**

**RECEIVER ONLY.** Equal to new

**£10.10.0**

(Carr. and pkg. 10/6).

FREE with each receiver! Complete circuit, description and modifications for civil use, reprinted from "W.W." July, 1946.

**CALL AND INSPECT OUR STOCKS OF RADIO SETS AT RIDICULOUS PRICES!**

**NEW MAINS TRANSFORMERS.** American lightweight. 250 - 0 - 250 v. 4 v. and 6.3 v. **16/-**

**HEADPHONES.** American lightweight. 200 ohms. Suitable for Deaf Aid, Pair **7/6**

Ex-Admiralty NEW Everlasting Bronze Wire 100ft. aerials 23/35 on cardboard drums **4/6**

**1/30th H.P. MOTORS.** Constant speed. Double-ended spindles. 220-250 v. These motors are new, not surplus conversions and are suitable for 16 mm. projectors and many other purposes. **A.C./D.C. 37/6** without feet.

**EX-R.A.F. TUNING UNIT TYPE 207A.**


**BRAND NEW.** Includes Clystron valve, 3 Neon tubes CV71 1 5Z4G and other useful components. Plus metal cover. **21/6**

**FIVE-WAY RUBBER COVERED CABLE.** Suitable for lighting and other purposes. Per doz. yds., 6/-.

**UNI-SELECTOR SWITCHES.** With complete wipers, 4-bank, 37/6; 6-bank, 37/6; 3-bank, 22/6.

**CO-AXIAL CABLE** for T.V., 75 ohms, 12 yard lengths, 8/-.

**R.A.F. 6-VALVE SUPERHET RECEIVING UNIT No. 25**



Easily adapted for short-wave reception for home use. Contains two EF36, two EF39, one EK32, one EBC33 valves, condensers, resistances, etc. Free circuit diagram, 9in. x 19in., showing all components, supplied with each set. In new condition. All valves **22/6** guaranteed.

**CATHODE RAY TUBES**

12in. VCR140 Blue Screen, Magnetic deflection, magnetic focus maximum 6 Kv., heater 4 v., international octal standard connections, 90/- carr. and pkg., 5/- New VCR97 6in. tube, 37/6, carr. and pkg., 5/-.



**LIMITED NUMBER ONLY**

**4-VALVE USED SUPERHET UTILITY RECEIVERS**

Every one guaranteed to be in working order. Medium Wave-band only. Four valves, P.M. Speaker, complete in pinewood cabinet size 13½ x 12 x 8½ in. A.C. mains 200/250 volts. In good condition.

**PLACE YOUR ORDER NOW!**

**£3.19.6**

Plus 5/- carr. and pkg.

**BALL MICROPHONE**

Manufactured by Standard Electric. All in perfect condition. Suitable for broadcasting and recording. Moving Coil (Dynamic). Omni-directional. No energising necessary. High Fidelity. Coil Impedance 15 ohm and will work very well in conjunction with an ordinary speaker transformer. Is of the type used by many leading bodies, such as the B.B.C. and G.P.O. for high fidelity reproduction. With sealed dustproof cover. Guaranteed provided cover is not removed.

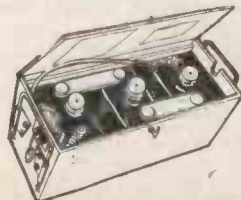


**£4.17.6**

**MAGNETA 6-VALVE A.C. RECEIVER.** 3 wavebands. Incorporating amplifier with Push-Pull output using two 6V8 valves. Suitable for Microphone and Gramophone. In black metal cabinet, crackle finish. Size 21 x 12 x 10in. Carriage paid, **£15**

**WALKIE-TALKIE (Transmitter and Receiver) CHASSIS, Type 38 Mk. II.** Including four ARP12, one ATP4 valves. In metal case. Complete with components, except the Send/Receive switch. With wiring diagram. Price **27/6**

**BRAND NEW ACCUMULATORS**  
Complete in strong case, as illustrated. British made. 85 a. Size 12 x 9 x 7in. Weight, 45 lb. **£3.10.0** Carriage and packing 5/-.



**ACCUMULATORS.** 2v. Exide in black bakelite case 15-20 amps. Size 5½" high x 1½" x 1½". Weight 26 ozs. Brand New. **5/6** Carr. Paid.

**2-VOLT VIBRATORS, Type R76C.** 7-pin self-rectifying. Output 200 v. at 60 mA. Made by Electronic Laboratories Inc., 7/6, also Mallory Type 650, 6 v., 4-pin American base, 7/6.

**VISION UNIT, Type 162.** Complete with 6in. 517 C.R. Tube, 2in. 139 C.R. Tube, one 807, three VR65, one 6J5 valves. 0.5 millimeter, condensers, etc. Suitable for television, **55/-**

**MOVING COIL HAND MICROPHONE.** Complete 5/6.

**PHOTO-ELECTRIC CELLS, Type GS17.** These cells are the gas-filled type with caesium Cathode. Made by Cintel. Minimum sensitivity 100 µA/lumen, working volts 100 D.C. or peak A.C. Projected cathode area 16 sq. cm. Suitable for 16 mm. Home Cinema Talkie equipment, Safety Devices, Colour and Photo Matching, Burglar Alarms, Automatic Counting, Door Opening, etc. Brand new. In original **42/6** cartons.

**COSSOR BATTERY PORTABLE SETS.** Ex-Govt., 4 valves. Medium and long waves. P.M. speaker. In black finish wood cabinet with handle. Size 12½ x 10 x 7in. Less H.T. battery and 2-volt accumulator, **£3.10.0**

**SPECIAL! ELECTRO-MAGNETIC COUNTERS.** 25/50 v. D.C. Counts up to 9,999,999. **21/6** Also up to 9,999. Every one perfect. **7/6**

**P.M. SPEAKERS** with transformer for P.A. work, etc. In grey finish wood cabinet. Size 18½ x 18 x 8in. Carr. and pkg. 2/6. **25/-**



Powerful magnifying lens, 3in. diam. In bakelite case. Fitted with dimmer switch. Takes 2 U2 cells. With bulb, less **22/6** batteries.

**PLEASE NOTE**

- We do not issue lists or catalogues.
- Carriage charges relate to British Isles only.

**LONDON CENTRAL RADIO STORES, 23 LISLE ST. (GERrard 2969) LONDON, W.C.2**

Closed Thursday 1 p.m. Open all day Saturday and weekdays 9 a.m.—6 p.m.

## Exceptional Value in Receivers!

### RECEIVER type B21

A superb communications receiver made by Marconi's  
Wireless Telegraph Company.

Valve line-up: two R.F. stages, freq. changer, three I.F. stages, double diode triode, B.F.O. and output pentode. Freq. coverage 1-20 mc/s. (15-300 metres) in 4 unbroken bands via turret coil change. "S" meter and valve check meter incorporated. Sensitivity for 10 dbS signal to noise ratio—better than 1 microvolt! Filament transformer for 230v. A.C. operation is included but the H.T. supply is required. Necessary valves are: International Octal types, two of KTW61, two of X65, three of KTW63, one of DH63 and one KT63.



Supplied complete with circuit diagram. NEW AND IN UNUSED CONDITION. Here's your chance to buy a £100 receiver for

**ONLY £9-19-6 less valves**

or **£13** complete with all valves.  
Carriage and packing 10s. in each instance.

#### SMALL QUANTITIES OF THE FOLLOWING ARE STILL AVAILABLE

Receiver R1355. Slightly soiled condition. 49/6, plus 5s. carriage. Medium-wave Command Receiver. NEW condition. £4/19/6, plus 2/6 carriage.

18 Set Receiver. Complete with valves and 465 kc/s I.F.'s. Circuit diagram provided gratis. 17/6, plus 1/- post and packing.

Receiver R1155. Brand NEW and air tested. Full technical data and modification instructions supplied. £11/10/0, plus 9/6 carriage and packing in transit case.

A.C. Mains Power Pack and Output Stage for R1155. Just plug in! £3/10/0, post paid. SPECIAL OFFER. Receiver R1155, complete with power pack for £15, carriage paid.

Receiver R1224. Battery superhet 30-300 metres continuous. With circuit. £4/19/6, plus 7/6 carriage and packing.

Receiver R28/ARCS. Complete with 10 valves (four of 717A) and four crystals. 45/-, plus 2/6 carriage and packing.

Receiver type 25. Receiver portion of TR1196. Complete with six valves and circuit and modification data. Exceptionally good condition. 22/6, post paid.

Performance Meter No. 2. NEW, contains 230v. 50 cycle A.C. power pack, etc. £2/5/0, carriage paid.

Power Pack 567. NEW, contains 11 valves all octal based. 42/6, plus 5/- carriage.

18/165 Amplifier Unit. Super bargain at only 17/6, post paid.

Mullard Resistance and Capacity Bridge. NEW. Instruction Book included. £8/19/6, carriage paid.

Indicator Units 116H. NEW, in transit boxes. £4/10/0, plus 7/6 carriage.

R.C.A. Speech Amplifiers. Brand NEW. Magnificent instrument. £13/10/0. Callers only please, as so few remain.

PLEASE REFER TO PREVIOUS ISSUES OF WIRELESS WORLD FOR FULL DETAILS OF THE ABOVE OFFERS.

10,000 different items of equipment in stock. A treasure house for the enthusiast. Enormous stocks of valves, components, etc. Our prices are exceptionally reasonable. A competent technical staff always in attendance and at your service.

Best Buy at Britain's



**CHARLES BRITAIN (Radio) Ltd.**

11, UPPER SAINT MARTIN'S LANE,  
LONDON, W.C.2      TEM 0545

3 minutes from Leicester Square Station (up Cranbourn Street)  
Shop Hours: 9-6 p.m. (9-1 p.m. Thursday). Open all day Saturday

## CHANGE OF ADDRESS

To enable us to cope with the increasing demand for our HIGH FIDELITY sound equipment, we shall, on July 1st, 1950, be moving into larger and better equipped premises.

Demonstrations of our equipment will begin immediately.

New Address:—

**ROGERS DEVELOPMENTS CO.,**  
"Rodevco House," 116, Blackheath Rd.,  
GREENWICH, S.E.10

Nearest Railway Stations:—GREENWICH, LEWISHAM, and NEW CROSS, or by Bus Routes Nos. 1 and 53A, and Green Line Coach Routes 701 and 702.

Please address all enquiries on and after July 1st to the above address.

**ROGERS DEVELOPMENTS CO.**

106, HEATH STREET, HAMPSTEAD, LONDON, N.W.3  
HAMPstead 6901



As specified for conversion of the Type 25 unit of the TR.1196, and for modernization of war-time utility receivers and others.

**SUPERHET and T.R.F.**

The OSMOR "Q" Coilpack does not "whistle while it works" but gives you perfect performance in every way. And it saves time, money and hours of wasted effort puzzling over complicated wiring circuits. Just 5 connections, 5 minutes work and the job is done—and well done!

Send stamp for FREE new circuits, lists of Coils, Coilpacks, Dials and all Radio Components, etc.

★ New wavelength scales for Type A dials 8/- each.

**OSMOR RADIO PRODUCTS LTD., (Dept. W.8)**  
BRIDGE VIEW WORKS, BOROUGH HILL, CROYDON, SURREY.  
Telephone: Croydon 1220.



# PREMIER RADIO COMPANY

MORRIS & CO. (RADIO) LTD.

## LONG RANGE TELEVISOR KITS

FOR THE LONDON OR BIRMINGHAM FREQUENCIES

at the same price as the standard kit

— £17 - 17 - 0 —

As is usual in all Premier Kits every single item down to the last Bolt and Nut is supplied. All chassis are punched and layout diagrams and theoretical circuits are included.


Five Easy to Assemble Kits are supplied :—

- VISION RECEIVER** with valves, carriage 2/6..... £3 13 6
- SOUND RECEIVER** with valves, carriage 2/6 ..... £2 14 6
- TIME BASE** with valves, carriage 2/6..... £2 7 6
- POWER SUPPLY UNIT** with valves, carriage 5/-..... £6 3 0
- TUBE ASSEMBLY**, carriage and packing 2/6..... £2 18 6

This unit includes the VCR97 Tube, Tube Fittings and Socket and a 6in. P.M. Moving Coil Speaker with closed field for Television. The Instruction Book costs 2/6, but is credited if a Kit for the complete Televisor is purchased.

Any of these Kits may be purchased separately ; in fact, any single part can be supplied. A complete priced list of all parts will be found in the Instruction Book.

20 Valves are used, the coils are all wound and every part is tested. All you need to build a complete Television Receiver is a screw-driver, a pair of pliers, a soldering iron and the ability to read a theoretical diagram.



The following sensitivity figures prove that the Premier Televisor Kit is capable of reception at greater distances than any other standard commercial kit or receiver whether T.R.F. or Superhet.

**VISION RECEIVER.**

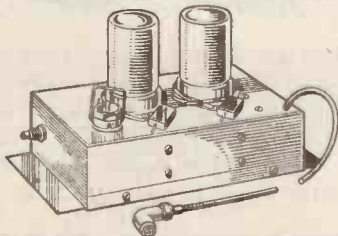
- Sensitivity ... .. 25µv for 15v peak to peak measured at the Anode of the Video Valve.
- Sound Rejection ... .. Better than 40 db.
- Adjacent Sound Rejection ... Midland Model. Better than 50 db.

**SOUND RECEIVER.**

- Sensitivity ... .. 20µv. Vision Rejection, better than 50 db.

A well-made walnut finish **PEDESTAL CABINET** is available from stock at £5/10/0 plus 7/6 carriage and packing.

Working Models can be seen during transmitting hours at our Fleet Street and Edgware Road Branches.



### PRE-AMPLIFIER FOR FRINGE RECEPTION AREAS

We can supply the complete kit of parts to make this wide band width Pre-Amplifier, using 2 EF54 Pentodes. Powered by the TV Kit, it is completely screened. With all parts, valves, chassis, diagrams, etc., 27/6. All parts available separately.

*When ordering Televisor kits*

PLEASE STATE IF THE LONDON OR BIRMINGHAM MODEL IS REQUIRED

**BRANCHES AT**

**207, EDGWARE RD., W.2** Phone: AMBassador 4033  
**AND AT 152-153, FLEET STREET, E.C.4** Phone: CENTral 2833

ALL POST ORDERS to 167, LOWER CLAPTON ROAD, LONDON, E.5 \*Phone: AMHerst 4723

Terms of Business: Cash with order or C.O.D. over £1. Send 2d. Stamp for list.

**EDGWARE ROAD IS OPEN UNTIL 6 p.m. ON SATURDAYS**

## YOU CAN MAGNETICALLY RECORD using your Gramophone Motor as a Drive



Necessary parts, also usable later for a more ambitious job, plans available, 1 Spool Diamond Magnetic Recording Tape and 1 take-up spool, 2 Corner Brackets, 1 Roller, 1 Record-playback Head Kit, 1 Friction Clutch, 1 Dual-purpose Supersonic Oscillator and Two-stage Preamplifier and your Radio Chassis. Set of parts £7.15.0, or items supplied separately.

Also Constructional Data for Wire and Tape Recorders 5s.

**PARK RADIO OF MANOR PARK, 676/8, 783 Romford Road, London, E.12**

## HANDSOME IS AS ...

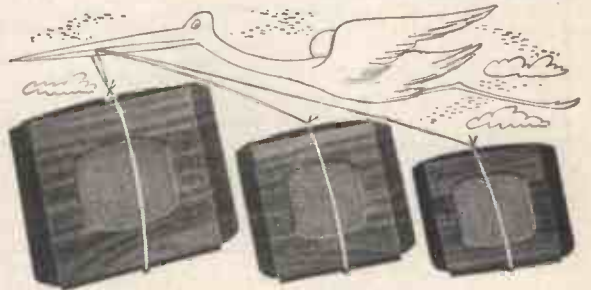


The rear of any of the sets in our range of HOME CONSTRUCTOR OUTFITS is every bit as smart as the front! (see previous ads.). Illustrated is a Radio Feeder YOU can build (to go with that Quality amp. of yours!). It is designed around our ever popular 30 Tuning Unit, which comprises the 30 Coil Pack (16-2,000 metres), 465 kc's IF's, J.B. 2-gang and spin-wheel assembly, which we ALIGN AND SEAL AS A UNIT!! Price 75/6 incl., or 54/9 with 'standard' dial. If you want more advanced units—we have them. Model 40 (with R.F. stage, 3 gang, etc.), 107/- A. & S. or 86/3 with 'standard' 3-colour dial. 6-band Communications Pack available. Remember, our units for the Home Constructor have world-wide acclaim! Whether you are a beginner, experimenter or serious amateur you cannot do better than follow our designs.

For details, eleven circuits, full constructional data, etc., send 1/6 NOW for NEW ENLARGED EDITION (44 pp.) of "Home Constructor's Handbook." All items supplied by Mail DIRECT ONLY from:

**RODING LABORATORIES**  
70, LORD AVENUE, ILFORD, ESSEX

## Three new arrivals ... Baby—Minor—Major —all doing fine



Another step forward in Extension Speaker Design is taken with these new models. Bafflette Baby 39/6. Bafflette Minor 52/6. Bafflette Major 65/-. All fitted with out of sight volume control. Finished in walnut veneers. Transformers extra. Baby and Minor 6/-, Major, 8/6.

Supplies are now reaching distributors.

*Richard Allan*

RADIO LTD · BAFFLETTE HOUSE · BATLEY · YORKS



# D. COHEN

## RADIO & TELEVISION COMPONENTS

### MAINS TRANSFORMERS

350-350 v. 130 mA., 6 v. 5 amp., 5 v. 3 amp. Primary 200/500v. 18/6, plus 1/- post and packing.

Semi-shrouded drop through type primary 200-240 v. secondary 350-0-350 v. 80 ma. 6 v. 3 amp. 5 v. 2 amp., 15/- plus 1/6 post and packing.

350-0-350 70 mA. 6 v. 2.5 amp., 5 v. 2 amp. Pri. 200/240, 13/6, plus P. & P. 1/-.

Primary 200/250, sec. 280/280, 80 mA., 4 v. 2 amp., 4 v. 4 amp., drop through or upright mounting, 12/6, plus 1/- P. & P.

Auto Transformer 110-250 v. input, 70 v. 0.2 amps. and tapping for dial lamp. 5/-, plus 1/- post and packing. Small dimensions.

Heater transformer. 6 v. 1 1/2 amp. Primary 230/250 volts. 6/- plus 9d. post and packing.

Heater Transformer, 2-4 or 6 v. 2 amps. primary 230-250 v., 7/6 plus 1/- post and packing. Car Radio Vibrator Transformer, 6 or 12 v., 6/-, plus 1/- post and packing.

Standard output transformer, 5000 ohm imp. 3/3, plus 6d. P. & P.

Midget O.P. transformer, 5000 ohm imp. 2/9, plus 6d. P. & P.

Smoothing choke, 10 Henry 80 mA. 3/9, plus 6d. P. & P.

Smoothing choke, Midget. 40 mA. 1/11, plus 3d. P. & P.

20 w. Line matching transformer. Pri. imp. 500 ohms. Sec. 15 ohms. 10/-.

### ELECTROLYTIC CONDENSERS

2 mfd. 250 work. 9d.  
 50 mfd. 50 work. 1/9.  
 16-24 nfd. 350 work. 2/11.  
 100 mfd. 12 v. work. 1/3.  
 16-16 mfd. 450 work. 3/6.  
 50mfd. 12 v. work. 1/-.  
 25 mfd. 25 v. work. 1/-.  
 8 x 32 mfd. 450 work. 4/-.  
 16 x 8 mfd. 450 work. 3/9.  
 8 mfd. 450 v. work. 1/11.  
 250 mfd. 12 v. work. 1/3.  
 16 x 32 mfd. 450 v. work. 4/6.  
 8 mfd. 500 v. 2/6.  
 16 mfd. 500 v. 3/6.  
 8 x 8 mfd. 450 work. 3/3.  
 30 x 30 mfd. 350 work. 3/9.

### P.M. SPEAKERS

Size	with less trans.	trans.
5in. ....	12/6	
6 1/2 in. ....	12/6	8/9
8in. ....	14/3	11/9
10in. ....	17/6	14/6

Post and packing on above items 1/- each extra.

### CONSTRUCTOR'S PARCEL

Comprising 5-valve superhet chassis with transformer cut-out, size 13 1/2 in. x 6 in. x 2 in., with L.M. & S. scale, size 7 in. x 5 in. Backplate two supporting brackets, drive drum, pointer, two-speed spindle, twin gang condenser. Mains transformer 250-0-250 v. 60 mA., 6 v. 4 amp., Pri. 200/250, 6 1/2 in. ROLA energised speaker and 6 x 5 Rect.

**28/-**

Plus 2/- post and packing.

### 5-VALVE SUPERHET CHASSIS

with transformer cut-out, size 13 1/2 in. x 6 in. x 2 in. with L.M. & S. scale, size 7 in. x 5 in. Two supporting brackets, drive drum, pointer and three pulley wheels.

Complete **6/6**

Plus 1/6 post and packing.

**6-STATION SWITCHED SUPERHET COIL UNIT**, by famous manufacturer. Ideal for Car Radio or radio set. Range coverage Pos. 1, 200-300m.; 2, 250-360 m.; 3, 250-360 m.; 4, 320-460 m.; 5, 400-550 m.; 6, 1100-1850 m.; no oscillator required for lining up, complete with Circuit, 15/6, post and packing, 1/-.

**PRE-ALIGNED MIDGET 465 Kc. Q.120**, made for the above Coil Unit, 8/6 per pair, post 6d.

**CHASSIS TO FIT COIL UNITS AND I.F.s**, size 11 1/2 in. x 5 1/2 in. x 1 1/2 in., 2/6.

**MAINS TRANS. TO FIT ABOVE CHASSIS**. Pri. 200/250 volt. Sec. 250-0-250 v. 60 mA. 6 v. 4 amp., 13/6, post and packing 1/-.

**CONSTRUCTOR'S PARCEL**, comprising chassis 10 1/2 in. x 5 1/2 in. x 2 in. with speaker and valve holder cut-outs; ROLA 5in. P.M. with O.P. trans.; twin gang with trimmers; pair of TRF coils; 4 International Octal valve holders; wave change switch and Erie 20k pot with switch, 17/6, plus 1/6 post and packing.

**CONSTRUCTOR'S PARCEL**, comprising Midget twin gang with slow-motion drive; Pair Midget 465 Kc. I.F.s.: frame aerial; medium wave osc. coil and layer type H.T. and L.T. Battery, 90v + 1 1/2 v. 21/-, plus 2/- P. & P.

**CONSTRUCTOR'S PARCEL**, comprising 5-valve Superhet chassis with Transformer cut-outs. Size 13 1/2 in. x 6 in. x 2 in. with L.M.S. dial size 7 in. x 5 in.; back plate, two support brackets; drive drum; pointer and spindle; twin gang condenser and mains transformer 250-0-250 60 mA, 6 v. 4 amp., Pri. 200/250; ROLA 8in. P.M. with transformer. 30/-, plus 2/- P. & P.

**SUPERHET COIL KIT**, comprising medium and short wave coils, twin gang, pair of 465 I.F.s, 6 pole 3 way switch, 6 trimmers, two trackers and 5-valve superhet chassis with IF and speaker cut-outs. 14/6, plus 1/- post and packing.

**STANDARD 465 KC. I.F.s.** Air cored Q.110, 6/- per pair.

**STANDARD 465 KC. I.F.s.** Iron cored Q.120, 7/- per pair.

**MINIATURE 465 KC. I.F.s.** Type M400B. 12/6, plus 6d. post and packing.

**MINIATURE 465 KC. I.F.s** (slightly larger than the above item). Q.120. Per pair 10/-.

**CERAMIC 220 pf. tolerance 10%, £4 per thousand.**

**VALVE HOLDERS.** Paxolin International octal. 4d. each. Moulded International octal, 6d. each. EFSO ceramic 7d. each. Moulded B7G slightly soiled 6d. each.

**LINE CORD.** 3-way 0.3 amp. 180 ohm per yard. 10d. per yard.

**CERAMIC P.F.S.** 3 each of the following: 330, 220, 180 & 82, 2/6.

**VOLUME CONTROLS**, by famous Manufacturer. Long spindle and switch, 1/2, 1 and 2 meg., 3/3 each. 20, 25 and 50 k., 3/- each.

**VOLUME CONTROLS**, by famous Manufacturer. Long spindle less sw'ch. 5 k., 50 k., 500 k., 1 meg., 1/6 each.

**50 PF. AIR SPACED TRIMMER**, dimension 1/2 in. x 1/2 in., with Pax. Mounting Bracket for television, 6d. each.

**PLASTIC LOUVRE**, white or black, size 6 1/2 in. x 12 1/2 in., 4/6 each.

### TELEVISION MAINS TRANSFORMER

by famous Manufacturer, auto-wound specification, input voltage 205, 225, 245 H.T. 280 volt at 300 (three hundred) mA. Heaters 4 v. 3 amp., 2 v. 3 amp., or 6 v. 3 amp., separate rectifier winding 4 v. 3 amp. Drop through or upright mounting, fully interleaved and impregnated. 10/6. P. & P. 1/-.

### ENERGISED SPEAKERS

8in. 2,000 ohm field with O.P. trans. 5,000 ohm imp. .... 15/6  
 5in. 1,000 ohm field with O.P. trans. 5,000 ohm imp. 12/6  
 10in. 1,000 ohm field with 5,000 ohm impedance O.P. trans., or push-pull trans. 6 v. 6 matching. 17/6.

P. & P. 1/- each extra.

### TUNING CONDENSERS

.0005 twin gang with feet, 4/-.  
 .0005 twin gang, fitted feet, trimmers and drum, 4/7.

Midget .00037 twin gang, fitted trimmers and Perspex dust cover, 6/6.

.0005 tuning condenser, 2/3.

Post on the above items, 6d. extra.

### MAINS DROPPERS

.2 amp. 1,000 ohms tapped 900 ohms. 1/9.

.2 amp. 717 ohms, tapped 1000 ohms. 1/6.

.3 amp. 520 ohms tapped. 2/6 ea.

### WAVE CHANGE SWITCHES

6 pole 3 way. 1/2.

3 pole 2 way. 1/2.

6 pole 2 way. 1/2.

5 pole 4 way. 1/2.

### TELEVISION MASKS

In white rubber, 9in. 7/6, plus 1/- each extra for P. & P.

TRIPLEX glass to suit the above. 4/6.

### VARIABLE TRACKERS

300 x 300, 100 x 500, 100 x 220, 500 x 750, 2100, 150 x 150, 1000 x 1000, 250 x 250, Ceramic bases, 9d. each.

### METAL BRAIDED WIRE

with PVC outer insulation. 6d. per yard.

### POSTAGE STAMP TRIMMERS

50pf. 4d. each.

POST ORDERS ONLY

67 RALEIGH AVENUE, HAYES, MIDDLESEX

# Henry's

RADIO COMPONENTS  
ELECTRONIC & TELEPHONE EQUIPMENT

**R 3515 I.F. STRIP.** A complete I.F. Unit, comprising 8 8P61 I.F. stages, tuned to 13.6 Mc/s., 1 EA50 diode detector and 1 EF36 or EF39 output or video stage. A few modifications only are required to adapt this unit, which will give pictures of extremely good quality. Price complete with valves and foolproof modification instructions, is 45/-, plus 5/- packing and carriage. Limited quantity only.

**10 MFD 2,000V. W. OILFILLED AMERICAN CAPACITORS,** size  $4\frac{1}{2} \times 4\frac{1}{2} \times 4\frac{1}{2}$  in. Porcelain terminals. Each individually wrapped and absolutely brand new—price only 17/6 each.

**"PHOTOFLASH" ENTHUSIASTS.** Please note that we have in stock T.C.C. "Hikanol" Capacitors, 33 mfd. 2.5 Kv., at 27/10/0 each; also Mullard Tube LSDD at 25.



**INDICATOR UNIT TYPE 198.** Containing VOR 138A 3 1/2 in. tube, 3 VR65, 1 VR54, 1 VR92, 2 high speed relays, volume controls and 101 res. and condensers. Good condition. Illustration above. 35/-, post paid.

**RCA 931. A PHOTO-ELECTRIC CELL AND MULTIPLIER.** For facsimile transmission, flying spot telecine transmission and research involving low light-level 9-stage multiplier. Brand new and guaranteed. Only 30/-, including special 11-pin v/holders and data sheets on this cell.

**TX VALVES,** Westinghouse 813 at 50/-; 805 at 10/-; 832 at 20/-; 866A at 15/-; Klystron 723A/B at 82/6. All brand new and boxed.

**WAVE-FORM GENERATOR TYPE 34. EX. A.M.** Including 6 8P61, 4 EF36, 2 EB34 and one CV116. Also relays, transformers, pots, condensers and resistors. The whole contained in metal box size  $11\frac{1}{2} \times 11 \times 8$  in. In clean condition, an absolute bargain at 25/-, plus 3/6 packing and carriage.

**D.C. AVO MINOR.** Brand new and boxed, but slightly soiled. Limited quantity. Not ex-Govt. Only 55/- each.

**POCKET VOLTMETER.** Ex-Govt. Two range 0-15v., 0-250v. D.C. Brand new and complete in Web carrying case, only 10/6.

**METER DISTRIBUTION BOARDS.** Comprising 0-300v. M.I. Meter, 3 1/4 in. A.C./D.C. Input Plug and Socket, 3 Output Sockets, 2 porcelain fuses. Total size  $12 \times 6$  in. Brand new and individually boxed 17/6 complete.

**MILLIAMMETERS.** 0-1 m/a., 2in. scale, square, moving coil, panel-mounting, only 10/- each. 0-1 m/a., 2 1/2 in. scale, moving coil, panel-mounting, 15/- each.

**MICROAMMETER.** 0-500 micro/a., 2in. scale, moving coil, panel-mounting, 7/6 each.

**5KV. ELECTROSTATIC VOLTMETER.** 0-5 Kv., panel-mounting, 3 1/4 in. scale brand new, 50/- each.

**No. 18 SET. RECEIVER PORTION.** A four-valve superhet receiver operating from 6-8Mc/s. (33 m.-50m.). Valve line-up: 3 A8F12 (VF23) and A8R (HL23DD). Requires only 120 v. H.T., 9v. G.B. and 2v. L.T., in perfect condition, only 17/6 plus 1/6 packing and carriage. An absolute bargain. Suitable brand new head phones can be supplied at 3/6 per pair. N.B.—Each receiver is tested working prior to dispatch.

**DENCO ALIGNMENT OSCILLATOR DAOL.** This unit provides a modulated signal for the alignment of I.F. amplifiers, and associated circuits. The two standard frequencies of 465 kc/s and 1,800 kc/s, are selected at the turn of a switch. All supplies are derived from 1 U.10 cell and 1 2890 battery inside the unit. Consumption is 50 mA. Single valve type DL92 is used. Dimensions of case, width 3 1/2 in., depth 2 1/2 in., height 4 1/2 in. Price 39/6, post free.

**U.S. ARMY MIDGET LIGHTWEIGHT HEADPHONES,** 200 ohms, suitable for deaf-aids etc. Brand new, 7/6 per pair.

**R1626 V.H.F. RECEIVER.** Ex-A.M. Comprising 10 EF50 valves, 2 EB34, 24v. rotary generator, relays and hundreds of condensers and resistors. Complete in grey metal case. Absolutely brand new. 75/- only.

**RECEIVER TYPE 25.** The receiver portion of the T/R 1196. Covers 4.3-6.7 Mc/s., and makes an ideal basis for an all-wave receiver, as per "Practical Wireless," August issue. Complete with valves types EF36(3), EF39(2), BK32 and EB33. Supplied complete with necessary conversion data for home use. Only 22/6. Chassis only, 8/6.

**E.M.I. MARCONI AUTOMATIC RECORD CHANGERS. TYPE A.C.100.** Lightweight pick-up, complete with matching transformer. 210/10/8, carr. paid. Latest type.

**WE ARE PLEASED TO ANNOUNCE THAT WE ARE ONCE AGAIN ABLE TO OFFER A RETURN OF POST SERVICE.**

Send stamp for current Component List—  
Probably the most comprehensive in the trade

**5, HARROW ROAD, LONDON, W.2**

PADDington 1008/9 and 0401

## Stars for Sale!

### MOTORS

B.S.R. shaded pole types for recorders, fans, display, models, etc. 8R1, 3in./oz. torque 32/-; 8R2 2in./oz. 25/-; PP10 4-pole type enclosed, 3in./oz. 35/-.

### GRAM MOTORS RADIOGRAM UNITS

Centre drive, variable speed, 12" turntables (no P.U.) Collaro AC47 25/3/2. Garrard AC/6 28/3/3.

Modern rim-drive types, 10in. turntables, with magnetic pick-ups, Collaro AC504 25/3/2; Garrard "S" 25/10/6; Collaro AC/4 with crystal P.U. 25/17/6.

### AUTO-CHANGE UNITS

Marconi A.C. 100 plays 10in. or 12in. un-mixed, lightweight P.U. with matching transformer 10 gas.; De Luxe model in cabinet ACP-100 15/1/0; Collaro RC500, plays 10in. or 12in. un-mixed, Hi-Fi lightweight P.U. 210/15/0; Garrard RC35A plays 10in. and 12in. mixed, De Luxe model with plug-in P.U. head. 215/11/4.

### PICK-UPS

Marconi 14a 23/11/8; matching transformer 25/- extra. Connoisseur 23/17/6; matching transformer 12/- extra. Goldring 130 "Bantam" lightweight for standard needles 30/-, Goldring miniature lightweight 121 28/10/0; or with permanent sapphire 23/0/8. The latest Acox GP20 23/11/5.

### SPEAKERS

W.B. Concentric Duplex with O.P.T. 26/6/0. Wharfedale De Luxe cloth suspension types, Super 8/08 24; Golden 10/08 24/10/0; W10/08 27/5/0; 3 ohms or 15 ohms; W12/08 27/10/0; W15/08 212/10/0; 15 ohms only. Goodman, new enclosed streamline type, Audion 60, 12in. 26/15/0; Axlom 150 twin cone 12in. 28/8/0. All the above speakers have die-cast chassis.

### BOOKS

Limited supplies still available of the Mullard Valve and Service Reference Manual 5/-, plus 6d. postage. Ediswan 240 page valve manual 1/-, plus 4d. postage. Brimar Radio Valve and Teletube Manual 190 pages 4/-, plus 4d. postage. "Viewmaster" Home Constructor Television 5/-, plus 6d. postage. "Wireless World" Constructor Television, 5/-, plus 6d. postage. "Electronic Engineering" Constructor Television, 4/6, plus 4d. postage.

### TV

Full range of parts in stock for all popular television designs, coils, formers, condensers, resistors, valves, C.R.T.s, transformers, chokes and controls.

All goods post free over £1. Satisfaction guaranteed or cash refunded instantly. Return of post service.

7th FRIETH RADIOCRAFT LTD.  
69-71 CHURCH GATE, LEICESTER  
PHONE 58927  
G303 G38Y1 G2R1

## BALDWIN



## VISUAL NULL INDICATOR for A.C. Bridges

Range 40 c/s to 20 kc/s.

The Sensitivity which is adjustable from zero is higher than that of headphones. It is very robust and will withstand considerable overloads—no acoustic shock. Operates on A.C. mains.

**BALDWIN INSTRUMENT CO. LTD.**  
DARTFORD, KENT  
Dartford 2989 & 2980



# CLYDESDALE

**Bargains in Ex-Service Radio and Electronic Equipment**

## EX. R.A.F. TYPE R1355 I/F/AF AMPLIFIER UNIT.

The Popular T.V. Unit.  
A first-class receiver by plugging in any one of the well-known surplus R.F. Units type, 24, 25, 26 and 27, or by building a suitable R.F. Unit to your own specifications.

Five Stages of I.F. Amplification.

I.F. frequency 7.5 mc/s.

10 valves

8/VR54 (5P61)

5U4G.

VUI20A (SU2150A) etc., etc.

By removing the existing high cycle power pack, ample room can be found on the receiver chassis for the installation of a 50 cycle supply pack.

Complete unit is housed in a metal box, size 18 x 8½ x 7½ in. and is finished in black.

Cat. No. E770.

**CLYDESDALE'S 67/6 each**

CARRIAGE PRICE ONLY PAID.

Circuit of R1355 available at 1/3.



## Brand New in Maker's Carton. AN/ARC-5—SCR-274-N. Ex. U.S.A.A.F. "Command"

Receiver Units R-26/ARC-5 or BC-454.

Frequency 3.0-6.0 mc/s. 100-49 metres.

I.F. 1415 kc/s. 6 valves, 12SK7 R.F., 12K7 F.C., 12SK7 1st I.F., 12SF7 or 12SK7 2nd I.F., 12SR7 dec., B.F.O., 12A6 output. 3 gang tuning condenser, (remote controlled) complete unit (less dynamotor) in metal case 11 x 5½ x 5 in. Input 24 v.

**CLYDESDALE'S 50/-** POST PRICE ONLY PAID.

Brand New, Ex. U.S. Navy, in Maker's original carton.

Control Box CCT-23155, Equal to U.S. Army, BC-496-A.

For Two Command Receivers, with dual tuning and volume controls, switches, Inlet and Outlet points, Black crackle finish box. Dim.: 6½ x 4 x 1½ in.

**CLYDESDALE'S 10/6 each** POST PRICE ONLY PAID.

Set of circuits for SCR-274-N at 4/6 or BC-463 or BC-464 or BC-465 Circuits 1/3 each, post paid.

**MEDIUM WAVE CONVERSION COIL ASSEMBLIES.**

Cat. H67 for BC-463 or H68 for BC-454 or H69 for BC-455.

**CLYDESDALE'S 10/-** POST PRICE ONLY PAID.

"Command" Cable Sockets (U.S.A.) for SCR-274-N and ARC-5 Units.

18 way Cable Skt. PL-153, complete. Price 3/9 each.

12 way Cable Skt. PL-154, complete. Price 3/9 each.

8 way Cable Skt. PL-152, complete. Price 2/6 each.

8 way Skt. PL-152A for open wire, Price 2/- each.

5 way Cable Skt. PL-156, complete. Price 3/9 each.

**STILL AVAILABLE**

Wireless Set No. 48 ..... at £14 10 0

T1154 Transmitter Unit 4 range... at £10 10 0

T1154 Transmitter Unit 3 range... at £7 18 6

R1155 Receiver Unit ..... at £12 12 0

Bridge Megger 100 megs. at 1,000 v. at £35 0 0

Wee Megger 20 megs. at 250 v. .... at £5 19 6

A.C. Power Unit type 3 ..... at £3 19 6

Crystal Multiplier type MI-19468 at £1 19 6

BC-456 "Command" Modulator Unit ..... at 19 6

Battery Amplifier, A.1368 ..... at 11 6

Reflector Aerial (MX-137/A) ..... at 5 6

As previously advertised, prices include carr.


**CAT. NO. H.36.**

2v. 9 A.h. Accumulator Varley dry type V.P.T. 7/9X. Size 4½ in. x 3½ in. x 1½ in. approx. Weight 2 lb. 1 oz.

Clydesdale's Price only 5/11 each. Post paid.



## BRAND NEW. SHADED POLE MOTORS.



Rugged and highly efficient Motors, giving an amazing performance at an economical price. Will stand heavy overloads, and for intermittent ratings are capable of giving up to twice the rated power. Carefully tested for balance, and individually put through a Silent

Room test, these motors are ideal for Gramophone Motors, Wire and Tape Recorders, Fans, Motion displays, Switch Movements, Timing Mechanisms, and many other applications.

**SPECIFICATION:** 200-220/230-250 volts, 50 cycles. Under 30° Rise. Continuous rating.

Type	SR2	SRI
Stack Thickness .....	0.675in.	0.875in.
Watts (Light) .....	17	21
R.P.M. (Light) .....	2750	2750
Starting Torque (in. ozs.)...	1.7	2.3
Full load Torque (in. ozs.)...	2.0	3.0
Full Load R.P.M. ....	2000	2000
Weight .....	17lb.	2.31lb.
Shaft Dia.: .....	0.1875in. Steel Centreless Ground.	
Bearings: .....	Graphite Bronze Oilless type, Self-Aligning.	
Rigid Diecast Bearing Brackets. Vacuum Impregnated Layer wound coil.		

**CLYDESDALE'S 25/-** POST PRICE ONLY PAID.

Model SR2


Model SRI

32/-

## NOW READY Complete illustrated List of Ex. Service's Bargains No. 7 plus: List of Radio and Television components by foremost manufacturers, fully illustrated, also containing useful valve and other data.

Send 1/- to cover distribution costs.

Please Print Name and address.



## BRAND NEW. EX. R.A.F.

### INDICATOR UNIT TYPE 6H

Containing a VCR97 cathode ray tube, with mu-metal screen. 4/VR91s (EF50), 3/VR54s (EB34) various w.w. pots, switches, H.V. Cond., resistors, etc., built on metal chassis to fit into metal box 18 x 8½ x 7½ in. All controls are brought to front panel beside viewing screen.

**CLYDESDALE'S 79/6 each.** CARRIAGE PRICE ONLY PAID.

PLUS 10/- for specially fitted transit box, which will be refunded on return of same.

## Brand New in Maker's Original Carton. TRANSMITTING TUNING UNITS.



Each having Vernier tuning dial; variable capacitors. Tank coil unit on ceramic former; ceramic switch; R.F. chokes, etc. In metal cabinet 17½ x 7½ x 8 in. finish black. TUSB, 1,500-3,000 kc/s.

**CLYDESDALE'S 22/6 each** CARRIAGE PRICE ONLY PAID.

TU6B 3,000-4,500 kc/s.

TU7B 4,500-6,200 kc/s.

TU8B 6,200-7,700 kc/s.

**CLYDESDALE'S 17/6 each** CARRIAGE PRICE ONLY PAID.

TU26B 200-500 kc/s.

**CLYDESDALE'S 10/- each** CARRIAGE PRICE ONLY PAID.

### MAINS TRANSFORMER

Ideal for R1355 and R1426 Receivers. Pri. 0-250 v. tapped 200, 220, 240 v. Sec. 350-0-350 v. 100 mA. Capable of delivering up to 150 mA, with slight temperature rise. 6.3 v. 6 a., 5 v. 2.5 a. Size 4½ x 4½ x 4 in. Weight 7½ lb.

**CLYDESDALE'S 30/-** POST PRICE ONLY PAID.

### MAINS TRANSFORMER

Ideal for R1355 and R1426 Receivers. Pri. 0-250 v. tapped 200, 220, 240 v. Sec. 350-0-350 v. 150 mA. 6.3 v. 6 a., 5 v. 3 a. Size 4½ x 4½ x 4 in. Weight 8½ lb.

**CLYDESDALE'S 35/-** POST PRICE ONLY PAID.

### E.H.T. TRANSFORMER

Ideal for VCR-97. Pri. 0-250 v. Tapped 200, 220, 240 v. Sec. 2,000 volts, 5 mA. 4 v. 1.1 amps. 2-0-2 v. 1 amp. Upright mounting. Dimensions: 3½ x 3½ x 3 in.

**CLYDESDALE'S 29/6** POST PRICE ONLY PAID.

### VIEWMASTER TELEVISION

Circuit and Data, 5/-.  
Component Kits available. State whether London (A) or Sutton Coldfield (B).

Order direct from —

**CLYDESDALE SUPPLY 2 BRIDGE STREET CO. LTD. GLASGOW - C.5**

Phone: South 270619

Visit our Branches in Scotland, England and Northern Ireland

**Sit back and enjoy the NEW—  
'CONCERT MASTER'!**

This latest high fidelity amplifier has all the features which you have asked for. Of impeccable performance, it is of compact size and includes a detachable control panel which is quite unique. It contains no valves, and has no H.T. or L.T. voltages. It is instantly removed by snap fasteners and makes the amplifier eminently suitable for fitting into a cabinet, the main amplifier being placed at the bottom and the control head on its six feet cable can be placed just where you want it. This latest word in amplifier design will take high or low output pick-ups and has provision for radio and microphone inputs.



**PRICE**  
**£29.10.0**  
TWO YEARS' GUARANTEE

Write for your copy of our fully illustrated catalogue today!

DEFERRED TERMS AVAILABLE  
ON ALL MODELS



**THE TRICORNE  
SPEAKER  
CHAMBER**

For optimum acoustic performance with any good 12-in. speaker. Labyrinth construction, walnut veneered and cross-braced.

Price 11 gns. plus 20/- deposit (returnable) for crate.


Phone :  
WESTERN  
3350

*Charles*  
**AMPLIFIERS**  
(SALES) LTD.

181 KENSINGTON HIGH STREET LONDON W.8  
FOR THE UTMOST REALISM FROM RECORDS & RADIO

**R.A.  
TUNING  
UNIT**

A really fine design with lasting high performance. R.F. stage on all wave-bands. High fidelity superhet or T.R.F. performance. Suitable for any amplifier. Price 10 gns., plus £2/6/8 tax. (2 years' guarantee).



**THE K.I. AMPLIFIER**



A seven-valve amplifier especially designed for the light-weight high-fidelity type pick-up. Independent bass and treble controls. Price complete, 17 gns., or in kit form, 13 gns. Blueprint available separately 2/6.

Our equipment can also be seen at Webb's Radio, Soho St., W.1. University Recording Co., 16 Burleigh Place, Cambridge. Ernest Buchan, 28 Belmont Street, Aberdeen. Farmer & Co., 83 George St., Luton. Signal Shop, 51 St. Mary Street, Bridgwater.

The Revolutionary  
**GOLDRING**  
*Headmaster*  
HYPERFIDELITY  
**PICK-UP**



With an interchangeable Pick-Up Head for every type of record.

Supplied in attractive Display Carton complete with Goldring Tonaliser and Transformer



Goldring Products include :  
PICK-UPS, PICK-UP HEADS,  
SAPPHIRE JEWEL POINT  
NEEDLES, AND RADIOGRAM  
ACCESSORIES.

Write for full Descriptive Lists and Technical Information.

**ERWIN SCHARF**  
49-51a DE BEAUVOIR ROAD, LONDON, N.1  
Telephone: CU3SOLD 3434



**HOME STUDY**  
backs radio experience with  
sound technical knowledge

MANY men who wished to link their radio experience with a sound technological background have received successful instruction by means of an ICS Course. Its value has been proved not only to amateurs but to men who already have a professional interest in radio and television engineering, including those taking qualifying examinations. It is invaluable, also, to students who wish to prepare themselves for a job in this field. Courses of instruction covering radio and, if necessary, television, include the following :

**Complete Radio Engineering · Radio Service Engineers  
Radio Service and Sales · Advanced Short-Wave Radio  
Elementary Electronics, Radar and Radio  
Television Technology**

And the following Radio Examinations :

**British Institution of Radio Engineers  
P.M.G. Certificates for Wireless Operators  
City and Guilds Telecommunications  
Wireless Operators and Wireless Mechanics, R.A.F.**

Write today for our FREE "Radio" booklet which fully describes the above ICS Courses and the facilities for the complete study of Radio and/or Television technology. The ICS Advisory Department will also give free and impartial advice on the need of and the means of instruction.

*International*  
**CORRESPONDENCE SCHOOLS**  
Dept. W.L.12, International Buildings, Kingsway, London, W.C.2





# GOODMANS

## AUDIOM Loudspeakers

REGISTERED TRADE MARK


The unrivalled series of medium and heavy duty P.M. reproducers.



**AUDIOM 60**  
15 WATT  
£6.15 LIST



**AUDIOM 70**  
20 WATT  
£11 LIST



**AUDIOM 80**  
25 WATT  
£18.10 LIST



**AUDIOM 90**  
50 WATT  
£25 LIST



Heavy duty multi-ratio transformer Model MR/T4



**AL/5 CABINET LOUDSPEAKER** incorporating Goodmans 12" Audiom 60. Finish: natural polished seasoned mahogany. Size: 17" x 17" x 8 1/2". List Price: £11 5s.

Connection: two-way moulded plug and socket. Available with transformer, £2. 10s. extra.

### GOODMANS INDUSTRIES LIMITED

Lancelot Road, Wembley, Middlesex. Telephone: Wembley 1200 (8 lines). Telegrams: Goodaxiom, Wembley

## NEWS FOR TELEVISION CONSTRUCTORS!

Build your own Television Receiver from a kit that guarantees results

- ★ Complete kit available for £20. (C.R. Tube extra.)
- ★ Service Department ready to help you if required.
- ★ Results guaranteed in normal television areas.

**SPECIAL JULY OFFER. COMPLETE INSTRUCTIONS AT 2/6.**

### JOIN THE CONSTRUCTOR'S CLUB

We invite the 1,000 or so constructors who have built our television set to join the Constructors Club. This will enable you to meet new friends interested in television.

- ★ KEEP UP TO DATE WITH THE LATEST TECHNIQUE AND IMPROVEMENTS ★
- ★ CONTACT FELLOW CONSTRUCTORS IN YOUR OWN AREA ★
- ★ OBTAIN TECHNICAL ADVICE ON TELEVISION SNAGS FREE OF CHARGE ★

Entrance Fee 2/6. Annual Subscription 2/6. Write for details.


### PRE-AMPLIFIERS NOW READY

COMPLETE WITH VALVES, TESTED, ALIGNED & GUARANTEED

Model L1, one valve for London, 30/-. Model L2, two valves for London, £2.

Model B1, one valve for Birmingham, 30/-.  
Model B2, two valves for Birmingham, £2.

COMPLETE WITH BUILT-IN POWER PACK 35/- EXTRA.



**HOUGHTON & OSBORNE LTD., THAME, OXON**

THAME 182

# Specialists in

HIGH SENSITIVITY  
D.C. COUPLED  
OSCILLOSCOPES  
AND VALVE VOLTMETERS



Type 1684D  
D.C. — 3Mc/s 21mV/cm  
D.C. — 1Mc/s 7mV/cm

ask

*Furzehill*  
first



Type 378B/2  
1mV to 100V  
10c/s to 500Kc/s

Please send for literature

FURZEHILL LABORATORIES LTD  
B•O•R•E•H•A•M WOOD, HERTS, ENGLAND

## HUGE DEMAND FOR THE MURPHY T.V. PATTERN GENERATOR ★

The demand for the Murphy T.V. Pattern Generator continues to grow, and although substantial deliveries are being made, our waiting list is still a very considerable one.

EARLY APPLICATION IS ADVISABLE AS WE ARE RECEIVING MANY REPEAT ORDERS.

For those who are still unaware of the outstanding excellence of the Murphy T.V. Pattern Generator we invite you to make application for a demonstration.


★ The Murphy T.P.G.11 provides in a small, portable equipment the complete synchronising waveform, as used by the B.B.C., in the test signal, essential for correct alignment of T.V. receivers. A pattern generator which does not give such a waveform is of very limited use, so pay the extra cost—and have a Murphy T.P.G.11.

For full specifications write to:—

### F. LIVINGSTON HOGG

65, BARNBURY STREET, LONDON, N.1.  
or Telephone TUDor 5277 for a demonstration

F. LIVINGSTON HOGG, SPECIALIST IN  
HIGH GRADE INSTRUMENTS FOR THE  
COMMUNICATIONS INDUSTRY.



### THE USE OF BRIERLEY PICKUPS AND 2-SPEED TURNTABLE WITH L.P. DISCS

The characteristics of BRIERLEY PICKUPS due to the uncompromising pursuit of extremely low mass of the moving parts with the associated greatly extended frequency response, are particularly essential on L.P. discs where the top resonances of all pickups is unavoidably about an octave lower than on normal shellac pressings.

"REPRODUCTION OF RECORDS—I" deals with the correct use of low output wide range pickups giving precise constructional and assembly details of essential associated equipment.

Obtainable from your local bookseller, radio shop or direct.

Price 3/6. By post, 3/11.

We apologise to those who earlier in the year had to wait for their copy of this booklet; delivery is now by return.

J. H. BRIERLEY (GRAMOPHONES & RECORDINGS) LTD.

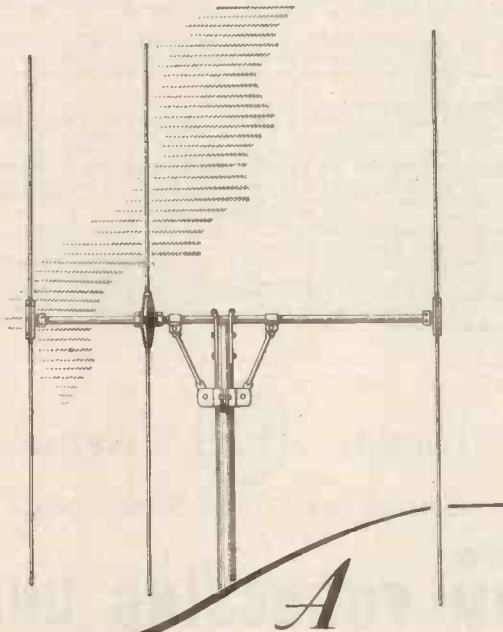
46, TITHEBARN STREET, LIVERPOOL, 2.



# THE ANTIFERRENCE

## TYPE D6

T. V. AERIAL



**THREE ELEMENT**  
Television Aerial for

### LONG DISTANCE RECEPTION

This aerial has been specifically designed for reception at long range where an H type aerial gives insufficient signal or excessive interference. The third element provides stronger signals and much sharper directional reception, resulting in brighter and clearer pictures with minimum interference. The high front-back ratio of the D.6 is also very effective in stronger signal areas in eliminating ghost images or reducing severe interference.

The signal gain compared with a standard dipole is approximately 7 db. (2-1). All connections enclosed and sealed against corrosion.

MODEL D.6 (London Area)  
List Price £5.0.0

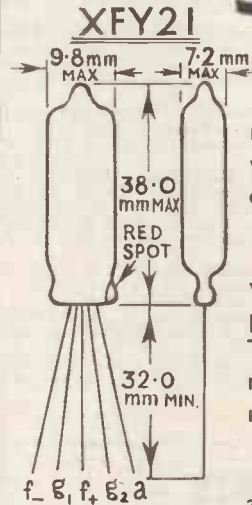
MODEL D.6/B (Midland Area)  
List Price £4.10.0

Mast mounting Brackets for surface mounting (SMB/2) or Brackets for chimney lashing (LSG/2). List Price (per pair) SMB/2 £1.0.0, (per pair) LSG/2 £2.0.0.

Full details on request.

ANTIFERRENCE LIMITED · 67, BRYANSTON STREET · LONDON W.1

*12½ mA  
Subminiature  
Output  
Pentode*



The XYF21 is a subminiature output pentode with a filament current of only 12½ mA.

It is a robust, reliable valve suitable for the output stages of hearing aids. The output is sufficient for magnetic as well as crystal receivers.

The XYF21 has other applications in small instruments.

### TYPICAL OPERATION

Filament Voltage	...	...	...	1.25v
Filament Current	...	...	...	12½ mA
Anode Voltage	...	...	...	22½ v
Average Anode Current	...	...	...	0.25 mA
Power Output	...	...	...	1.75 mW



GREENHILL CRESCENT,  
HARROW-ON-THE-HILL, MIDDLESEX

Telephone: HARrow 2655

# GALPINS ELECTRICAL STORES

408 HIGH STREET, LEWISHAM, LONDON, S.E.13

Telephone: Lee Green 0309  
Near Lewisham Hospital.

TERMS: CASH WITH ORDER. NO C.O.D.

EARLY CLOSING THURSDAY.

FROM 9 a.m. UNTIL 4 p.m. SATURDAYS

**EXTENSION P.M. SPEAKERS**, 3 $\frac{1}{2}$ in. by Johnson & Phillips, will handle  $\frac{1}{2}$  watts. New boxed, 7/6 each. Post 9d.

**EX R.A.F. MICROPHONE TESTERS**. These contain a 2 $\frac{1}{2}$ in. scale 0 to 450 Microamp meter shunted to 1 m/amp. calibrated 0 to 10 volts moving coil, complete with 1 mA. rectifier, "Mike transformer," etc., all contained in polished wood box, as new, 17/6 each.

**MAINS TRANSFORMERS**, 200/250 volts input in steps of 10 volts, output 350/0/350 volts 180 m/amps., 4 volts 4 amp., 5 volts 3 amps., 6.3 volts 4 amp., 37/6 each, ditto 500/0/500 volts 150 m/amps. 4 volts 4 amp., 5 volts 3 amp., 6.3 volts 4 amp., 42/6 each; ditto 425/0/425 volts 180 m/amps. 6.3 volts 3 amps. twice, 5 volts 3 amps. (Williamson Amplifier), 39/6 each; Ditto, 350/0/350 volts 180 m/amps. 6.3 volts 8 amps. 5 volts tapped 4 volts 3 amps., 39/6 each.

**EX R.A.F. D.C. TO D.C. MOTOR GENERATORS**, 24/28 volts input 1,200 volts 72 M/amps. output, as new, 7/6 each: post 1/6.

**MAINS TRANSFORMERS**, 230 volts A.C. 50 cys. input 17 $\frac{1}{2}$  volts 50 amps. output, 52/6 each, carriage 5/-; another auto wound, output 14 and 17 volts output at 30 amps., 35/- each, carriage 3/6; another with 2 x 4 volt 20 amp. windings, 25/- each, P/f.

**PRE-PAYMENT 1/- SLOT ELECTRIC LIGHT CHECK METERS**, all electrically guaranteed, 200/550 volts 50 cys. 1 ph., A.C. input, 2 $\frac{1}{2}$  amp. load, 27/6 each; 5 amp. load, 35/- each; 10 amp. load, 42/6 each; 20 amp. load, 50/- each, carriage 2/- extra; in quantities of one dozen or more a special discount of 10%.

**POWER TRANSFORMER AUTO WOUND** voltage changer tapped 0, 110, 150, 190 and 230 volts at 1,600 watts, £5/5/- each, carriage 3/6; ditto, 2,000 watts, £6/5/- each, carriage 3/6; another tapped 0, 110, 200, 230 volts at 350 watts, at 47/6 each, carriage 2/-.

**ELECTRIC LIGHT CHECK METERS**, quarterly type, for sub-letting garages, apartments, etc., all fully guaranteed electrically for 200/250 volts A.C. mains 50 cys. 1 phase, 5 amp. load, 17/6 each; 10 amp. load, 20/-; 20 amp. load, 25/- each; 50 amp. load, 37/6 each; 100 amp. load, 45/- each; carriage 2/- extra on each; special discount of 10% on quantities of one dozen or more.

**MAINS TRANSFORMERS** input 200/250 volts, 50/1 in steps of 10 volts, output tapped 0, 6, 12 at 24 volts at 10/12 amps., 47/- each; ditto as above but at 25/30 amps. output, 68/6 each.

**ESSENTIAL MAIN VARIABLE**. Resistances (Dimmers) 700/750 watts from full/bright to b/out worm wheel control, as new, 27/6 each, carriage 2/- total resistance 60 ohms.

**MAINS TRANSFORMERS**, 200/250 volts 50/1 ph., in steps of 10 volts. Output 500/0/500 volts 300 m/amps., 6.3 v. 8 a., 6.3 v. 8 a., 6.3 v. 4 a., 5 v. 4 a.,

4 v. 4 a., at 67/6 each; another same input, outputs, 450/0/450 volts 300 m/amps., 6.3 v. 8 a., 6.3 v. 8 a., 4 v. 5 a., 5 v. 5 a., at 62/6 each.

**CELL TESTING VOLT-METERS**, moving coil, reading 3/0/3 volts by well-known makers, complete with test leads, 7/6 each.

**MAINS TRANSFORMERS**, 200/250 volts, input in steps of 10 volts, output 350/0/350 volts 300 m/amps. 4 volts 4 amp., 5 volts 4 amp., 6.3 volts 8 amp., 6.3 volts 8 amp., 62/6 each. Smoothing chokes 10 Henry 100 m/amps. 200 ohms D.C. resistance, 5/- each.

**MAINS VARIABLE SLIDER RESISTANCES**, protected type, by well-known makers, 450 ohms, .9 amps., 22/6 each; ditto, 1,500 ohms to carry .45 amps., 22/6 each, not protected, 0.4 ohms, to carry 25 amps., 10/- each; 14 ohms to carry 1/4 amps., 12/6 each.

**EX GOVERNMENT AUTO WOUND TRANSFORMERS** (as new) 1,000 watts output '115/230 volts or vice versa, £4/10/- each, carriage 5/-; another 1,000 watts from 5 to 230 volts with 32 various tappings inclusive of 110, 150, 60, 90, etc., etc., all tapping at 1,000 watts, £5/10/- each, carriage paid.

**MAINS TRANSFORMERS**, input 200/250 volts in steps of 10 volts output 350/0/350 volts. 300 m/amps. 4 volt 8 amp., 4 volt 4 amp., 6.3 volts 6 amp., 3.6 volts 2 amp., tapped at 2 volts (electronic) at 57/6 each; another same input as above, output 500/350/0/350/500 volts 250 m/amps. 5 volts tapped at 4 volts 4 amps. twice, 6.3 volts tapped at 2 volts 2 amps., 67/6 each.

**EX NAVAL CATHODE RAY INDICATOR UNITS**, as new, containing loads of very useful components, condensers, resistances, transformers, chokes, etc., etc., weight 90lb. last few to clear, 25/- each, carriage paid.

**EX R.A.F. CRYSTAL MONITORS** (less valves and crystals) sold for component value only, containing many useful parts, condensers, resistances, transformers, the whole a very good basis for a miniature 3-valver, complete in wooden carrying case (condition as new), 5/- each, post free.

**MAINS BOOSTER TRANSFORMERS**, 1,500 watts, tapped 0, 6, 10, 19, 175, 200, 225, 240 and 250 volts, good condition, electrically guaranteed, £4/10/- each, carriage 5/-; another double wound 4,000 watts, 10 to 250 volts or vice versa, £7/10/- each, carriage 10/-.

**MAINS TRANSFORMERS** 230 volts, 50 cycles 1 phase input/output, 4 volts 5 amps. three times, 16/- each; another 6.65 volts 5 amps. twice, 16/6; another input as above, output 150/0/150 volts 150 m/amps. 6.3 volts, 8 amps. 5 volts 2 days., 16/6 each; all carriage paid.

**ALL GOODS SENT ON 7 DAYS' APPROVAL AGAINST CASH**, all letters answered. We regret we have no lists available at present. We would be pleased to quote.

## — PYROBIT — ELECTRIC SOLDERING IRONS

FULL RANGE OF MODELS FOR  
VOLTAGES FROM 6—250 VOLTS.

DELIVERY  
FROM  
STOCK.



INSTRUMENT MODEL ILLUSTRATED  
OPERATES LIKE A PENCIL.

**THE ACRU ELECTRIC TOOL CO. LTD.,**  
123, HYDE ROAD, MANCHESTER, 12

Tel.: ARD 4284

Quality  Television  
Sets, Chassis and Components

## NEW PM FOCUSING UNIT

Rear operated shift controls.

Remote focussing control, worked through gears by key extending beyond cap of CR tube.

Alcomax III magnet.

Tube supporting plate for solid fixing concentric with neck of tube.

Type PM15A for tetrodes and PM20A for triodes. Price 36/-

For further details ask for Technical  
Publication No. 44.

SCANNING UNITS for aluminised CR tubes, for circuit see Technical Publication No. 38A


10KV. RF. E.H.T. UNITS:

TELEVISION RECEIVERS and COMPLETE SETS  
in SINGLE CHASSIS FORM, all with ALUMINISED  
CR TUBES. Circuit booklet 1/6 post free.

**HAYNES RADIO LTD.** Queensway,  
Enfield, Middx.



# R.H. Qualtape Magnetic Tape Recorder



- ★ IMPROVED DESIGN
- ★ NEW FEATURES
- ★ PRECISION MADE
- ★ PERFECTLY BALANCED CAPSTAN DRIVE BY SEPARATE MOTOR
- ★ UP - TO - THE - MINUTE DESIGN. RECORD HEAD, PLAYBACK HEAD, TAPES STOCKED

Complete Kit of Parts £12-10s.

FULL PARTICULARS ON REQUEST TO—

**R.H. ELECTRONIC SERVICE**  
**93-95, BUTTON LANE, SHEFFIELD**

Telephone: Sheffield 21690

The Ideal Tape Recorder for home, office, board meetings. Make your own party records. Use it to improve musical and voice talent. Provide synchronised music and speech for home cine. All these and many more with "Qualtape." Only tools required —  
 PLIERS, SCREWDRIVER

"the pickup  
 with  
 three  
 heads"....



*The finest Pickup on the market at a competitive price*

For Standard and Microgroove Recordings

Green Spot with .001" radius sapphire for microgroove recordings  
 Red Spot with .0025" radius sapphire for modern standard recordings  
 Yellow Spot with .003" radius sapphire for older standard recordings

These pickup heads are fitted with an easily replaceable armature system complete with a semi-permanent sapphire. Armature mass 20 milligrams.

Extremely low mass at needle point (4/5 m.g. only), allowing for reduction in downward pressure to 10/12 grams for standard recordings, and 5/7 grams for microgroove recordings.

Prices: With one Head £4 0 0 plus £1 14 8 Purchase Tax. Extra Heads each £2 10 0 plus £1 1 8 Purchase Tax. Spare Armature System with Sapphire 14/8 including Tax.


Telephone: Hipperholme 69169



**A Connoisseur  
 PRODUCT**

Manufactured by A. R. SUGDEN & CO. (ENGINEERS) LTD. WELL GREEN LANE, BRIGHOUSE, YORKS.

# RADIO EXCHANGE CO.




**RECEIVER TYPE V.R.L.** In the short time during which this really amazing set has been upon the surplus market it has established a new high standard in communications receivers.

Fourteen star features, such as the very efficient crystal filter, optionally damped A.G.C. for C.W., the self-contained speaker provision for band-extension, and "Spot-on" crystal calibrator, render the unit suitable for Ham and commercial user alike.

They are complete in **SEALED MAKERS CARTONS**, with 19 spare valves. Price is only £29/10/-. Leaflet VRL describes.

**MOVING COIL METERS**, 0- $\frac{1}{2}$  mA (new and boxed), 7/6 ; 0-3A thermocouple, 3/6 ; 0-8A thermocouple, 3/6.



**MIDGET MOTORS**, 2 $\frac{1}{2}$  ins. long  $\times$  1 $\frac{1}{2}$  ins. dia., with detachable fan and housing, they operate from 27v. AC or DC, or from the mains with a suitable dropper. 9/6.

**RECEIVER 18.** With 4 battery valves, covering 6-9 mc/s, and with circuit, connecting data and batteries. 25/-.



**BRAND NEW 1355's** in sealed makers cases, with 10 valves ; too well known to need describing. **ONLY 55/-**, plus 7/6 carr.




**CASED SPEAKERS** in attractive 9in. dia. metal cases, made by a famous manufacturer. In original cartons, 25/-.

**RECEIVER 21** with 9 battery operated valves, circuit and connecting data, AND all dry, super capacity battery. They cover 4.2-7.5 mc/s and 18-31 mc/s. **PRICE 47/6.**

**MIDGET ACCUMULATORS**, 3AH capacity, measuring 4 $\frac{1}{2}$   $\times$  1 $\frac{1}{2}$   $\times$  1 $\frac{1}{2}$ , and made for the Navy ! **BRAND NEW.** 2/- each or £1 per doz.

**MERCURY BATTERIES.** The new wonder super capacity cells. 94 v. H.T. and 1.3 v. L.T. (suitable for 1.4 v. valves), 5/6.



**VIBRATOR UNIT 21**, store-soiled but containing a wealth of useful components, 7/6.

**AMERICAN FIELD TELEPHONES**, with hand generator for ringing, bell and standard type hand set, and in really tip-top condition. Suitable for all intercommunication. In canvas cases, 37/6, or in solid leather cases, 45/-.

**RADIO EXCHANGE CO., (W),** 9 CAULDWELL STREET, BEDFORD. Phone 5568

PLEASE WRITE YOUR NAME AND ADDRESS IN BLOCK LETTERS

All goods sold as used unless otherwise stated.

## NEW!

### GOODSELL FEEDER UNIT

WITH WIDE RANGE TONE CONTROL

- FOUR STATIONS AT THE TURN OF A SWITCH.
- SOUNDLY BUILT FOR EXCEPTIONAL PERFORMANCE WITH HI-FIDELITY AMPLIFIERS.
- EXTREMELY COMPACT.
- ATTRACTIVE DESIGN WITH COLOURED 'PERSPEX' PANEL WITH ENGRAVED KNOBS.
- SEVEN B8A VALVES.

PRICE £13 - 13 - 0 plus tax

Leaflet on request

**GOODSELL LTD.**

40, GARDNER STREET, BRIGHTON, 1  
Brighton 26735

## WEYRAD

Components for all users. If you are interested in these or any other items please write for further details.

**BANDSPREAD UNITS**—Ranges to suit all requirements—9 Wavebands—with or without R.F. stage.

**TUNING SCALES NOW AVAILABLE.** Size 9in. x 9in.

**COIL PACKS**—3 and 4 Waveband with R.F. stage. 3-Wave packs—Special versions for battery operation.

**COILS**—12.5 to 2,000 Metres. Air cored, Iron cored midget and Screened types available.

**I.F. TRANSFORMERS**—Miniature, Midget and Standard types, all of high performance.

**FILTERS, CHOKES AND SPECIAL COILS** to order. We are coil winding and assembly Contractors to well known manufacturers at home and overseas. Your enquiries, large or small, are invited.

**WEYMOUTH RADIO MANUFACTURING CO., LTD.,**

**CRESCENT STREET, WEYMOUTH**



**SOUND & VISION KIT**

21 Valves. Suitable for 9in., 10in. and 12in. Magnetic Tubes-Less Tube, tube holder and Mask. Chassis all stamped out. State whether for Sutton Coldfield or Alexandra Park. Complete with booklet, instructions, etc. **£21 12s. 6d.** carr. paid.

**Pre-Amplifier for Birmingham.** High gain, low noise, with built-in power pack, tunable for peak sound and vision. Completely screened. **£6 19s. 6d.**

**MAINS TRANSFORMERS, FULLY INTERLEAVED, SCREENED AND IMPREGNATED. ALL PRIMARIES ARE 200/250 v. Half Shrouded.**

HSM63. (Midget) Output 250/0/250v. 60 m/a. 6.3v. at 3 amps. 5v. at 2 amps.	15/-
HS63. Output 250/0/250v. 60 m/a. 6.3v. at 3 amps. 5v. at 2 amps.	15/6
HS40. Windings as above. 4v. at 4 amps. 4v. at 2 amps.	15/6
Output	
HS2. 250/0/250v. 80 m/a.	17/6
HS30. 300/0/300v. 80 m/a.	17/6
HS3. 350/0/350v. 80 m/a.	17/6
HS2X. 250/0/250v. 100 m/a.	19/6
HS75. 275/0/275v. 100 m/a.	19/6
HS30X. 300/0/300v. 100 m/a.	19/6
HS3X. 350/0/350v. 100 m/a.	19/6

**Fully Shrouded**

Output	
FSM63. (Midget) Output 250/0/250v. 60 m/a. 6.3v. at 3 amps. 5v. at 2 amps.	15/6
FS2. 250/0/250v. 80 m/a.	19/6
FS30. 300/0/300v. 80 m/a.	19/6
FS3. 350/0/350v. 80 m/a.	19/6
FS2X. 250/0/250v. 100 m/a.	21/6
FS75. 275/0/275v. 100 m/a.	21/6
FS30X. 300/0/300v. 100 m/a.	21/6
FS3X. 350/0/350v. 100 m/a.	21/6
All the above have 6.3-4-0v. at 4 amps., 5-4-0v. at 2 amps.	
FS43. Output, 425/0/425v. 200 m/a. 6.3v. 4 amps. C.T. 6.3v. 4 amps. C.T. 5v. 3 amps. Fully shrouded.	42/6
FS50. Output, 450/0/450v. 250 m/a. 6.3v. 2 amps. C.T., 6.3v. 4 amps. C.T. 5v. 3 amps. Fully shrouded.	62/6
F30X. Output, 300/0/300v. 80 m/a. 6.3v. 7 amps. 5v. 2 amps. Framed, Flying leads	26/6
F35X. Output, 350/0/350v. 250 m/a. 6.3v. 6 amps. 4v. 8 amps. 4v. 3 amps., 0-2-6.3v. 2 amps. Fully shrouded	59/6
FS160X. Output 350/0/350v. 160 m/a., 6.3v. 6 amps, 6.3v. 3 amps., 5v. 3 amps. Fully shrouded	37/6
FS43X. Output, 425/0/425v. 250 m/a. 6.3v. 6 amps. 6.3v. 6 amps. 5v. 3 amps. Fully shrouded	57/6
HS6. Output, 250/0/250v. 100 m/a. 6.3v. 6 amps. C.T. 5v. 3 amps. For receiver R1355. Half shrouded	24/6
HS150. Output, 350/0/350v. 150 m/a. 6.3v. 3 amps. C.T. 5v. 3 amps. Half shrouded	25/9
F36. Output, 250/0/250v. 100 m/a. 6.3v. 6 amps. C.T. 5v. 3 amps. Half shrouded	25/9
FS120. Output, 350/0/350v. 120 m/a. 6.3v. 2 amps. C.T. 6.3v. 2 amps. C.T. 5v. 3 amp. Fully shrouded	27/6
PR1/1. Output 230v. at 30 m/a., 6.3v. at 1.5/2 amps	19/6

The above have inputs of 200/250v.


**FILAMENT TRANSFORMERS**

F4. Output, 4v. 2 amps.	7/6
F6. Output, 6.3v. 2 amps.	7/6
F66. Output, 6.3v. .6 amps.	5/3
F6X. Output, 6.3v. .3 amps.	5/2
F12. Output, 12.6v. tapped 6.3v. at 3 amps.	15/6
F24. Output, 24v. tapped 12v. at 3 amps.	21/6
F12 and F24 framed with Flying Leads.	
FU6. Output, 0-2-4-5-6.3v. at 2 amps.	9/-
F29. Output, 0-2-4-5-6.3v. at 4 amps.	15/-
FU6 and F29 clamped with Flying Leads.	
F5. Output, 6.3v. at 10 amps. or 5v. at 10 amps. or 12.6v. at 5 amps. or 10v. at 5 amps.	31/6
F6/4. Output, four at 6.3v. tapped at 5v. at 5 amps. per winding, giving by suitable series and parallel connections 24v. at 5 amp., 20v. at 5 amp., 18v. at 5 amp., 15v. at 5 amp., 12.6v. at 10 amp., 10v. at 10 amp., 6.3v. at 20 amp., 5v. at 20 amp.	47/6
F5 and F6/4 framed with Flying Leads	

**OUTPUT TRANSFORMERS**

MOP1. Ratios 26, 46, 56, 66, 90, 120-1 50 m/a. max. current. C.T. for Q.P.P. Class B, etc. Secondary 2/4 ohms. Top panel and clamped	5/-
OP1. Midget Power Pentode, ratios 30, 60, 90-1, 40 m/a., Secondary 2/3 ohms.	3/2
OP2. Midget Pentode, ratios 45-1, Secondary 2/3 ohms. 40 m/a. per doz.	33/-
OP10. 10/15 watts output. 20 ratios on Full and Half primary	16/3
OP30. 30 watts output, 20 ratios on Full and Half primary	23/9
Williamson's O.P. Transformer to Author's specification	£3/12/6
Chokes for Williamson's Amplifier. 30H at 20 m/a., 15/6 ; 10H at 150 m/a.	29/6
Choke C4. 60 m/a., approx. 8 H., 350 ohms	4/3
Choke C5. 40 m/a., approx. 5 H., 260 ohms	3/3
Choke C6. 50 m/a., 50 H., 1,500 ohms	18/6
C.W.O. (add 1/- in £ for carriage), all orders over £2 carriage paid. Trade enquiries invited.	

**H. ASHWORTH**  
(Dept. W.W.)  
**676 GT. HORTON ROAD**  
**BRADFORD, YORKS.**



★ *Excerpts from recent reviews of the*  
**CORNER RIBBON LOUDSPEAKER**

The Gramophone (Jan. 1950)

*This loudspeaker must, I feel, be considered as one of the most advanced designs so far made available to the public anywhere in the world. . . .*

*. . . the Corner Ribbon gave the most natural reproduction I have so far encountered.*

Wireless World (Jan. 1950)

*Transients. . . . One does not need to wait for loud and dramatic passages in the music to demonstrate this. It is there all the time, in the bowing attack of strings in pianissimo passages and in other subtle ways that will be appreciated by those who have ears to hear.*

★  
For all reviews and all

public demonstrations of the Corner Ribbon Loudspeaker the following equipment was used:—

**AMPLIFIER** Type QA12/P—capable of the finest quality of reproduction yet achieved, the performance being determined by the limitations of the loudspeaker employed. As supplied to the B.B.C. . . . . . **£30.0 0**

**PICK-UP**  
Type C/500 with elliptical reproducing point and connected via type CQA/R Compensator unit. Complete pick-up and compensator . . . . **£9.6 0**

**CORNER RIBBON LOUDSPEAKER**  
**£83.0 0**



*Other loudspeakers for those with less to spend but who still require the best performance for the available outlay include the SL.15 Labyrinth at £19.10.0 and the Concert Labyrinth at £48.0.0.*

**ACOUSTICAL**  
MANUFACTURING CO LTD  
HUNTINGDON · HUNTS · TEL: 36 1

## SUMMER BARGAINS

**RI155 RECEIVERS.** These world renowned 5 waveband R.A.F. Communications receivers are too well known for us to repeat the detailed specification. Every set is guaranteed in working order before despatch, and full details of adapting it for normal mains use are supplied. ONLY £7/19/6 (carriage, etc., 12/6).

**25/73 RECEIVERS.** Part of the T.R.1196 covers 4.3-6.7 Mc/s, and makes an ideal basis for an all-wave superhet receiver. Complete with six valves; 2 each of EF36 and EF39, and 1 each of EK32 and EBC33. Modification details supplied. ONLY 22/6 (postage, etc., 2/6).

**18 RECEIVERS.** Part of the T.R. 18. Covers 6-9 Mc/s and only requires normal battery supply to operate. Complete with 4 valves: 3 of VP23 and 1 of HL23DD. ONLY 17/6 (postage, etc., 2/6).

**BATTERY AMPLIFIER.** Ex R.A.F. Originally used for inter-comm., etc., but ideal for use as a pre-amp stage or with gramo pickup. Complete with valves QP21 and HL210 in original transit cases. ONLY 19/6 (postage, etc., 2/6).

**SELSYN MOTORS.** Type SM 1406 for 230/250 v. Brand new. ONLY 30/- (carriage 2/6).

**R.C.A. 100 Kc/s CRYSTALS.** A few available at ONLY 15/-.

**0-1 mA. PANEL METERS.** 3½in. diameter with 2½in. scale. Brand New. ONLY 15/- (postage, etc., 9d.).

**TRANSFORMERS.** 350-0-350 v. 160 mA, 5 v. 3 a., 6.3 v. 6 a., 6.3 v. 3 a. ONLY 36/-. 250-0-250 v. 100 mA, 6.3 v. 6 a., 5 v. 3 a., ONLY 27/6. 350-0-350 v. 80 mA, 6.3 v. 5 a. CT, 5 v. 2 a. ONLY 26/6. EHT for VCR 97 tube, 2-0-2 v. 1.1 a., 2-0-2 v. 2 a., 2,500 v. 5 mA. ONLY 30/-. Combined HT/EHT 430-0-430 v. 200 mA, 4 v. 1 a., 4 v. 2 a., 5 v. 3 a., 6.3 v. 3 a., 6.3 v. 6 a., 2,500 v. 5 mA. ONLY 75/-. POSTAGE 1/6 PER TRANSFORMER PLEASE.

**CHOKES.** 5 h. 200 mA., 6/- 10 h. 100 mA., 6/- (postage 9d.).

**A.C./D.C. MIDGET POWER PACK.** Originally made for MCR 1 receiver. Input 97-25 Ov. Output 120 v. HT and 7.5 v. LT. Size 2½in. x 3½in. x 8½in. ONLY 39/6 (postage 1/6).

**TELEVISION MAGNIFYING LENS.** First-grade oil filled. For 6in. tube, 25/-. For 9in. tube, 65/- (postage 1/6).

**TELEVISION KNOBS.** 1½in. Brown. Engraved "Contrast," "Focus," "Brightness," "Volume," "Switch," 1/6 each.

**SEND A 2½d. STAMP** and your name and address for the New "Inexpensive Television" Price List, or a 2/9 Postal Order for the new 48-page illustrated book which gives full details of converting various ex Govt. Radar Units to Television. Buy the gear NOW, at the low summer prices.

(Please note we shall be closed from August 7th-14th inclusive)

## U.E.I. CORPORATION

Radio Corner, 138 Grays Inn Road,  
London, W.C.1. Phone: TERMINUS 7937

(Open until 1 p.m. Saturdays. We are 2 mins. from High Holborn (Chancery Lane Station) and 5 mins. by bus from King's Cross)

## M.R. SUPPLIES Ltd

(Established 1935.)

Selected material only—all new and perfect. All prices nett.

**SOLENOIDS.** Powerful model exerting approx. 40lb. pull. Pot 3½in. by 2½in. with rocking arm mounted on 5in. bracket. Designed for 24 v. D.C. but powerful with 12 v. D.C. Many applications for these very well-made instruments. Attractive offer at 10/6 each (despatch 1/-).

**GEARED MAINS MOTORS** (Capacitor-induction) 230/240 v. A.C. Size 7½in. long by 4in. dia. 1,500 r.p.m. with 5/1 reduction gear box giving final shaft speed of 200 r.p.m. at great torque. These are substantially built to a precise standard for continuous duty and full load starting. Reversible. Supplied with capacitor and diagram, 24/10/- (despatch 1/6).

**MAINS MOTORS,** 230 v. 25/65 c/s. (Will also run on D.C.—series wound). 4,000 r.p.m. These are not converted rotary transformers but mains motors made for the G.P.O. Body 6in. by 4½in. with ½in. shaft. Well-made with grease caps each end. Suitable for sewing machines, pumps, cine projectors, etc. Approx. 1/30H.P., 32/6 (des. 1/6). Also SHADED POLE MOTORS (Hoover) 200/250 v. A.C. Suitable for Wire and Tape Recorders, Cooling and Extractor Fans, Cine Projectors, etc., 1,200 r.p.m., very silent running. Torque 400 gram/cm. Body 3½in. by 3½in. Shaft each end, 29/6 (despatch 1/-).

**HIGH DUTY SELENIUM RECTIFIERS (S.T.C.).** D.O. delivery up to 30 v. 20 amps, full-wave, funnel cooled. In original cartons, 72/6 each (des. 1/6). A pair of these in bridge will deliver up to 30 v. 50 amps, full-wave (current list price 48s). We offer a pair at 27/6 nett (despatch 3/-).

Also, same make, for mains voltage rectification, up to 250 v. A.C. in. up to 220 v. D.C. out. at full 10 amps. The bank of four rectifiers, full-wave, £13/7/6 (despatch 7/6). Same make, D.O. delivery, full-wave, 38 v. 4 amps, 27/6 (despatch 1/3). Many other ratings, all brand new.

**ROTARY SWITCHES** (Santon). Single-pole make and break, 20 amps, 3/6.  
**AIR COMPRESSORS** superior model with steel cooling fins. Up to 300lb. per sq. in. Overall length 8½in. With sunk 6-key sprung drive. Brand new and perfect, 29/6 (despatch 1/-).

**PRESSURE GAUGES** (Dewrance). 0/350lb. per sq. in. In sturdy brass housing 3½in. dial, 4in. mounting flange, in maker's boxes, 13/6 (despatch 6d.).

**HOT-WIRE AMMETERS** for R.F. or L.F. currents, 5in. dia. Brand new Admiralty Instruments with magnetic damping and fuse. Two models, 0/1.2 amp and 0/3 amps. Either, 7/6 (packing/despatch, 1/6).

**PRESSURE SPEAKER UNITS.** G.E.C. 1696 for 10 watts, 15 ohms coil, fitted multi-ratio 600 ohms line transformer within the weatherproof cowling. Standard P.A. thread to suit all horns. Here is an opportunity for this excellent 48 m/coil P.A. unit for only 65/-, new in maker's sealed cartons (Despatch 1/6). Also same unit with 46in. all-metal true Exponential Horn (round section) with mounting bracket, 28/15/-, carriage paid England.

**STEEL TRIPODS** to suit all P.A. Speakers—will carry two or more. Well known as the best type of P.A. tripod and one of our most popular offers. Extends to 12ft. with ample height selection, 55/- (des. England, 5/-, Scotland and Ireland, 8/6).

**OUR NEW MULTI-PURPOSE TRANSFORMER.** Primary tapped 200/230/240 v. Secondary tapped 0/5/12/20/30 v. 2 amps. This ingenious transformer provides the following sec. voltages: 5, 7, 8, 10, 12, 15, 18, 20, 25 and 30 v. at 2 amps, with further adjustment by mis-volting primary, 27/6 (despatch 1/-).

**SPECIAL NOTE:** We supply new and guaranteed Variacs from stock—details on request.

The diligent and enthusiastic service.

**M. R. SUPPLIES Ltd., 68, New Oxford Street, London W.C.1**

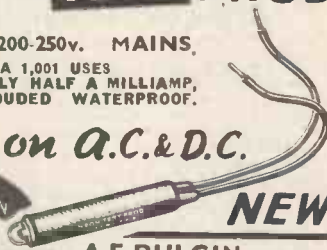
Telephone: MUSeum 2958

## NEON TEST PROD

★ FOR 200-250v. MAINS.  
HAS A 1,001 USES  
CONSUMES ONLY HALF A MILLIAMP,  
FULLY SHROUDED WATERPROOF.

Tests on A.C. & D.C.

FOR EVERY  
SERVICEMAN  
PRICE  
10/-  
RETAIL



NEW

A.F. BULGIN & CO., LTD.  
BYE PASS RD., BARKING, ESSEX

Designed and developed essentially to give best performance at lowest cost, the following apparatus is fast establishing itself wherever good telecommunication equipment is called for

1 kW TELEGRAPH TRANSMITTER 3.5-16 Mc/s

60 W RADIOCOMMUNICATION TRANSCIEVER

2-8 Mc/s RT/CW

20 W RADIOCOMMUNICATION TRANSCIEVER 2-16 Mc/s

Ask for quotations!

MANUFACTURERS:

**ATA SCIENTIFIC PROGRESS LTD.**

63, Kensal Rd., London, W.10.

Tel. LAD. 1598

Also available:—Hallicrafter's SX28 Receivers and National HRO Receivers



**THE RADIO TELEPHONE YOU  
CAN TUCK UNDER THE DASH**



**NOTE THESE  
FEATURES**

Size T/R. 11½ in. × 8 in. × 4 in. (30 cm. × 21 cm. × 10 cm.)  
Power Pack 8 in. × 5½ in. × 3½ in. (21 cm. × 14 cm. × 8 cm.)  
Weight T/R 15½ lbs. (7kg.), Power Pack 9½ lbs. (4.2kg.)

The Transceiver is easily installed below the instrument panel with the small power pack in any convenient place. The remarkably low battery drain permits connection of the set to the car batteries, obviating the cost and weight of auxiliary accumulators or larger dynamo.

**BRITISH COMMUNICATIONS CORPORATION LTD. Gordon Avenue, Stanmore, Middlesex. Tel. GR1msdyke 1455**

# B.C.C. V.H.F. RADIO TELEPHONE EQUIPMENT

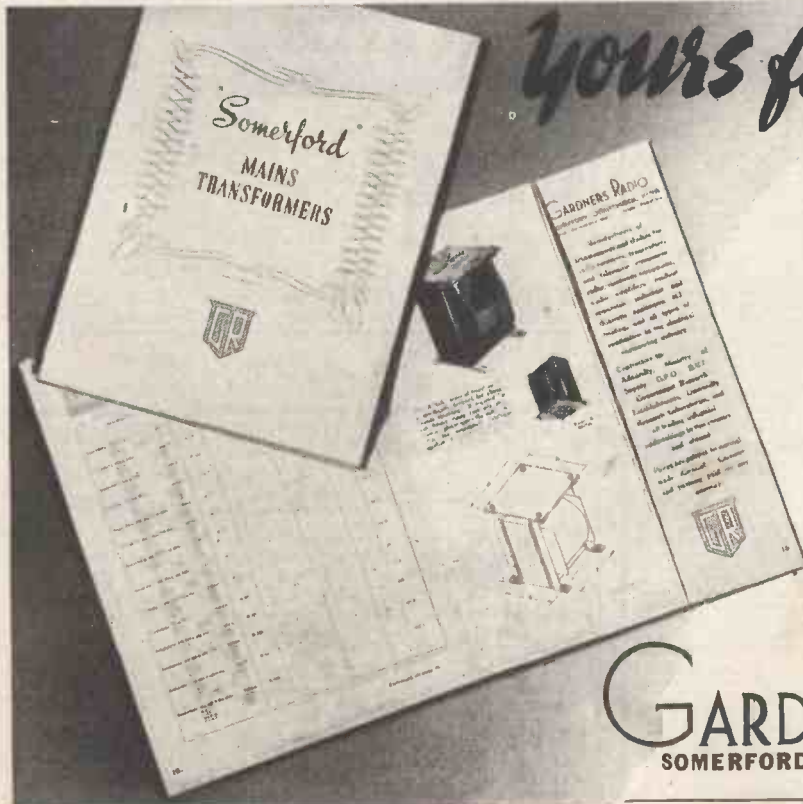
The B.C.C. Mobile Radio-Telephone illustrated here will give two-way communication with the Fixed Station up to a distance of 25 miles or with the portable Pack-set up to 5 miles.

This B.C.C. equipment sets a new standard in V.H.F. Communications Technique and has been approved by the G.P.O. The complete range consists of:

- Fixed Stations ...Models LIII & HIII
- Mobiles ... ..Models L67 & H67
- Pack Sets ... ..Models L45V & H45V
- Hand Portables ...Models L45AV & H45AV

This equipment can be supplied to cover any spot frequency in the 75-100 Mc/s or 150-185 Mc/s bands.

All enquiries to:—  
**MARCONI'S WIRELESS  
TELEGRAPH Co. Ltd.,  
Chelmsford, Essex.**



*Yours for the asking!*

**All you need to know  
about the "SOMERFORD"  
range of Mains Transformers**

You are invited to write for this new 28-page booklet. Specifications, dimensions, fixing centres, weight, price, etc., all the information relating to the Somerford Mains Transformers including the Avon, Hengist, and Burley types is contained in this latest publication. You will find it an invaluable work of reference.

Somerford Transformers are designed to meet the standard requirements of the Radio, Television and Electronic Industries.

Obtainable direct from the manufacturers.

**GARDNERS RADIO**  
SOMERFORD, CHRISTCHURCH, HANTS. *Ltd*

Tel. : CHRISTCHURCH 1025.

## GARLAND RADIO

**MAINS TRANSFORMERS** (1) Pri. 200-250 v. Sec. 250-0-250 v. 80 mA. Heaters 6.3 v. 3 a., 5 v. 2 a. or 4 v. 4 a. 1.5 a. Upright, 11/6.

**MAINS TRANSFORMERS** (2) Pri. 200-250 v. Sec. 350-0-350 v. 80 mA. Heaters 6.3 v. 3 a. 5 v. 2 a. or 4 v. 4 a. 1.5 a. Upright or drophrough. 13/6.

**VALVES, TRANSMITTING AND SPECIAL PURPOSE:** 803, 12/6; 805, 10/-; 807, 6/6; TT11, 6/6; VR105/30, 5/-; 1625 (12.6 v. 807), 3/6; 6AG5, 5/-; 954, 955, 9003, 3/-; VU113, CV54 (EHT Rectifiers), 3/6.

**SPECIAL OFFER** CV73 (4 v.), similar Pen 46) for large output or stabiliser circuits, 2/6 each, 25/- per doz.

**ALADDIN COIL FORMERS** TYPE F804 Complete with iron dust cores. 5d. each, 4/6 per doz., 48/- per gross, £12 per 1,000.

**FOLDED DIPOLES:** 1.5 metre, with plug connections for feeder, 3/-.

**DIPOLES:** Half metre, with approx. 4 yd. co-ax. Easily extended for T.V. 4/6.

**PLUGS AND SOCKETS COMPLETE:** Jones 6 w., 1/6; Jones 8 w., 1/9; Jones 10 w., 2/-; Jones 12 w., 2/6; Pye straight, 1/3; Pye Angle, 1/-; B. & L. 5 p., 1/6; B. & L. 7 p., 1/9; B. & L. 10 p., 2/-; EHT Single P. & S., 1/-.

**PYE T-PIECES:** 6d. each, 5/- per doz.

**PYE CONNECTORS:** 6d. each, 5/- per doz.

**H.F. CHOKES:** 625 $\mu$ H, to carry 1 amp., 1/6 each.

**CERAMIC VALVEHOLDERS:** Int. Oct. 1/-; UX5, 1/-; B9G, 6d.

**AMPHENOL AND BLACK BAKELITE VALVE HOLDERS:** Int. Oct. 6d.; 5 p. Br., 6d.; 7 p. Br., 1/-; Mazda Oct., 6d.; B8A, 1/-; B7G, 1/-; UX6, 6d.; Anti-Microphony Int. Oct., chassis or b/b mtg., 9d.; Side-Contact, 9d.

**PAXOLIN VALVEHOLDERS:** Int. Oct., 5d.; Mazda Oct., 3d.; B9G, 3d.; UX4, 6d.; UX7, 9d.; B7G, 6d.

**MICRO-SWITCHES:** S.P. changeover, 2/-.

**P.O. RACKS:** 5 ft. 6 ins. X 19 in. Collect or c/fwd. 20/6.

**AIR-SPACED TRIMMERS:** 3/30 p.f., 4d. each, 3/6 per doz., 30/- per gross.

**COMPRESSION TRIMMERS:** 1,000 pF, 7d. each, 6/- per doz.

**HIGH VOLTAGE CONDENSERS:** .1 mfd. 5 kV. Tub, 3/6; .1 mfd., 1,500 v. Bakelite tubular, 1/-; .01 mfd., 5 kV. Alum. Block, 1/6; .0001 mfd. 9 kV. bakelite block, 1/6.

**POTENTIOMETERS:** Wire-wound, 5, 5, 500, 1 k., 2 k., 5 k., 8 k., 15 k., 20 k., 25 k., 50 k.; Carbon, 500, 3 k., 10 k., 20 k., 50 k., 75 k., 100 k., 150 k., 200 k., 250 k., 500 k., 1 m., 2 m., 3 m. All at 1/9 each; or 15/- per assorted doz., your assortment, but not more than 2 of any value.

**SELENIUM RECTIFIERS:** Bridge, 24v. 1 A. output, 15/- each. 2in. METERS: 0-500 $\mu$ A, calibrated 0-15 v. and 0-600 v., used tested surplus, 4/- each. Oil indicators, sensitive m/c meters ideal as indicators in bridges, v/vmtrs., etc., 2/6 each.

All goods new and unused unless otherwise stated. Please add postage or carriage all items.

**GARLAND BROS.,**

Chesham House, Deptford Broadway, London, S.E.8.

Telephone: TIDeway 4412/3.

## MIDLAND INSTRUMENT CO.

### FOR GOVT. SURPLUS STOCK ETC.

**AUTOMATIC TELEPHONE DIALS,** numbers only, highly plated, new, boxed, 7/6 post 6d. **SELENIUM RECTIFIERS** S.T.O. H112-3-8AX., half-wave, A.C. input 48v. D.C. output 36v. at 24 amps. tunnel cooled, new, 80/- carriage 2/-.

**IMMERSION HEATERS** for water or other liquids, 230v. A.C./D.C. 500 watts, fitted high grade thermostat which cuts out at 80 degrees "Cent" and in at approx. 5 degrees less. Fits hole 1 1/2 in. fixing flange 2 1/2 in. dia. new, 12/6, post 1/-.

**MAINS MOTORS,** 200/250v. A.C./D.C., one end fitted enclosed fan blower, the other fitted reduction gearbox, one final drive of approx. 30 r.p.m. in. at 1,500 r.p.m., rotary vane type gives even pressure, fitted 2in. long, 1/2 in. dia. shaft, size (less shaft) 6in. long, 4 x 4in. wide, new unused, 15/-, post 1/3. **BLOWER MOTORS,** fitted enclosed centrifugal fan blower, 24v. A.C./D.C., new, 10/-, post 1/-.

**S.T.C. POLARISED RELAYS** (voice frequency) 110 plus 110 ohms, s.p.c.o., gap and contact adjustments, will respond to 1 mA., new boxed, fraction of original cost, 10/-, post 9d. **SERIES MOTORS,** 12v. A.C./D.C. 20 amp., 1/2 h.p., fitted 1/2 in. shaft, 7in. long, 4in. dia., an ideal motor for an electrically propelled vehicle, electric lawn mowers, etc., new unused, 15/-, post 1/4.

**RADIO TRANSFORMERS** (famous maker) drop through shrouded type, long leads, 110-225-245v., output 250-0-250v. at 60 mA/A., 5v. 2 amps., 6.3v. 8 amps., screen, also suitable as auto. transformer, new, boxed, 17/6, post 1/-, chokes by same manufacturer, 6-7 henries at 60 mA/A., new boxed, 5/8, post 7d.

**L.T. TRANSFORMERS,** 210-230-250v., secondary tapings for 3-4-5-6-8-9-10-12-15-18-20-24-30v. at 2 amps., with termination data, new, 20/-.

**MOTOR GENERATORS, TYPE 72.** These can be converted in a few minutes to an efficient 200/250v. A.C. sewing machine, light polishing, grinding, etc., motor, fitted 1/2 in. long 1/2 in. dia. shaft, standard base mounting, 7in. long, 3in. dia., with instructions for converting, new unused, 15/-, post 1/3, already converted 1/- extra. **P.V.O. FLEXIBLE,** twin flat 7/38, ideal for extension speakers, bells, telephones, etc., 25 yds., 3/9; 50 yds., 7/-; 75 yds., 10/6; 100 yds., 12/6. Post 9d. **WINCHES,** geared 187.5 to 1 from 1/2 in. sq. shaft (handle not provided), clutch and clutch release, quick no-load wind, triple multi-stranded steel cable, extends 6ft., and fitted massive shackles, 1/2 in. dia. steel suspension bar, 12 cwt. safe lift, size overall 11 1/2 x 6 x 5 1/2 in., new unused, 25/-, carriage 2/-.

**PLASTIC SLEEVING,** 2.5 mm., 1 gross yd. drums in yellow or black, new, 7/6, post 1/-.

**RHEOSTATS,** variable slider type, wire wound on vitreous steel, 12 amp. 1 ohm, 3/6, post 9d. **POTENTIOMETERS,** wire wound on 20,000 ohms 10 watts, panel mounting, 1/2 in. shaft, new, boxed, 2/8, post 6d. **OIL TEMPERATURE GAGES,** panel mounting indicator 0-100 degrees "Cent" with 40ft. flexible tubing and mercury immersion capsule, suitable for water and other liquids, new, 7/6, post 9d.

Also hundreds of other Radio, Electronic and Mechanical Items; send s.a.e. for current lists. Our C.O.D. service is cancelled for the time being.

**MOORPOOL CIRCLE, BIRMINGHAM 17.**

Tel.: HARborne 1308 or 2664

**1 kW TELEGRAPH TRANSMITTERS.** Two HF 300's operation 3.5 Mc to 16 Mc.

**HALLICRAFTERS BC610** (or HT-48) operating over 2 Mc. to 18 Mc. and modified for 21 and 28 Mc. Crystal and VFO on all bands. Complete with speech amplifier, antenna tuning unit, exciter units and coils for all bands; set of x-tals specially made for BC-610 and new valves.

**RCA TRANSMITTERS.** Type ET-4332B. 2 Mc. to 20 Mc. Two 813's output. Crystals controlled and modified for VFO. With separate speech amplifier.

**60 w. TRANSCIEVERS.** Very compact, weight 13lb; 829 output 2 Mc. to 8 Mc. or 4 Mc. to 16 Mc. Phone and key. High-class superhet receivers. Complete with power pack for 110/220 v. A.C. and two rotary converters for 12 v. battery supply, two sets of aeraials (dipole and counterpoise aerial), microphone, spare key, headphones and set of spare valves.

**AUTOMATIC HIGH SPEED TELEGRAPH EQUIPMENT** "BOEHME" (U.S.A.). Up to 400 signs per minute on line or wireless.

**AR 88 D's, LF, AR-77-E's, S27, SX28, HRO'S** with 5 or 9 coils.

**METAL RECTIFIERS,** type 7B. Max. D.C. output at 36 v. 56 amps. Supply voltage 200/250 v. Brand new in original cases.

All above items in excellent working condition. Working demonstration upon request.

**TX VALVES:** 803, 805, 807, 813, 814, 815, 861, 866A, DET16, 6L6 met and many others.

Large stock of transmitting condensers, crystals and other components. Alignment and repair of communication receivers and all other amateur equipment undertaken.

## P.C.A. RADIO


Transmitter Division: — Receiver Division: —  
The Arches, Cambridge Grove, 170 Goldhawk Road,  
London, W.6. Tel. RIV 3279 London, W.12  
Tel. SHE 4946

## "TECHNICAL EXCELLENCE"

—combines with beauty and  
soundness of DESIGN in the

# OXLEY

[ AIR  
DIELECTRIC  
TRIMMER ]




Type approved  
Cat. A  
No. 464.

Width: 16.5 mm. Length: 22 mm. Height: 1.5 to 8pF—7.5 mm. 1.8 to 20pF—10 mm. 2 to 26pF—11 mm. 2 to 32pF—12 mm. Law: Straight line capacity. Power Factor: Less than .001. Insulation: Over 2,000 megohms. Voltage: 500 D.C.

**OXLEY DEVELOPMENTS CO. LTD.**  
ULVERSTON, NORTH LANCs. TEL.: ULVERSTON 3309

## "ADCOLA" SOLDERING INSTRUMENTS

Reg. Trade Mark



Reg. Design 860302  
Designed for Wireless Assembly and Maintenance.  
SUPPLIED FOR ALL VOLT RANGES FROM 6/7v. TO 230/50v.

The three Adcola Models cover the requirements of the Television, Telecommunication and Radar Engineers and assure thorough jointing.

1/2 in. dia. Bit. Standard Model — 22/6  
3/8 in. dia. Bit. Standard Model — 25/-  
1/4 in. dia. Detachable Bit — — — 30/-

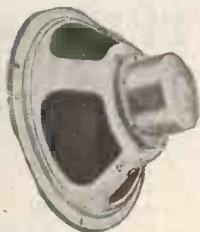
Patented in England and Abroad.

Sole Manufacturers:

**ADCOLA PRODUCTS LIMITED**  
ALLIANCE HOUSE, CAXTON STREET, WESTMINSTER,  
LONDON, S.W.1. Tele. MACaulay 4272.



# ROLA



A name which ten million speakers have carried to the uttermost parts of the earth. A range which provides a unit to meet all normal requirements. Brief details are given below.

MODEL	Overall Diameter	Magnet Pole Diameter	Flux Density	Total Gap Flux (Maxwell)	Peak Power Capacity
B3KO	3" (sq.)	.57"	7,500	14,000	.5w
B4KO	4" (sq.)	.57"	7,500	14,000	.75w
B5K	5"	.57"	7,500	14,000	2w.
K5Q	5"	.75"	8,500	21,000	2.5w.
K5G	5"	.75"	10,000	25,000	3w.
K6D	6.5"	.75"	6,500	16,500	2.75w.
K6Q	6.5"	.75"	8,500	22,000	3w.
K6G	6.5"	.75"	10,000	26,000	3.5w.
K46D	6.25" x 4.25" (Oval)	.75"	6,500	16,500	2.5w.
K46Q	6.25" x 4.25" (Oval)	.75"	8,500	22,000	3w.
K46G	6.25" x 4.25" (Oval)	.75"	10,000	26,000	3w.
F6JO	6.5"	.6"	9,000	18,500	3w.
Z8D	8"	1"	6,500	25,000	4w.
Z8M	8"	1"	8,000	31,000	4.5w.
Z8R	8"	1"	9,500	37,000	5w.
Z10D	10"	1"	6,500	25,000	6w.
Z10M	10"	1"	8,000	31,000	6.5w.
Z10R	10"	1"	9,500	37,000	7w.
P44	12.2"	1.5"	10,000	60,000	10w.
G.12	12.2"	1.75"	13,000	146,000	12w.

Voice Coil Impedance is 3 ohms in the case of all the above models except the G.12, where the impedance is either 15 or 8 ohms.

Write for details—enquiries are invited for Cones and Output Transformers



## BRITISH ROLA

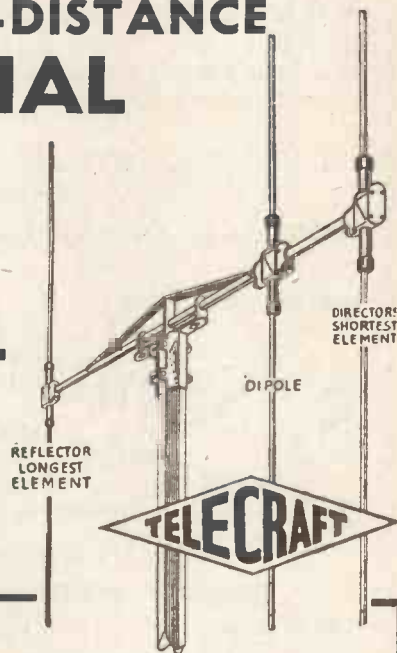
Ferry Works, Summer Road, Thames Ditton, Surrey. \*Phone: Emberbrook 3402-6



THE SPEAKER YOU KNOW BY EAR

# THE LONG-DISTANCE AERIAL

## TYPE FA22



Specially designed for long-distance reception. In actual tests greater signal strength has been received than from any standard aerial, due to the fact that the FA22 is an engineered array which can be safely erected in the most exposed positions and has many other unique features. The special TELECRAFT pole-mounting device gives perfect balance, together with easy rigid fixing at almost any point. All connections guaranteed waterproof. Mast clamp is adjustable to fit any mast 1½"-3" diameter. No extra struts are necessary as the unit provides its own 'Cantilever' supports.

**AERIAL COMPLETE**  
less Mast & Lashings - - - £5 . 12 . 6

LONDON AND MIDLAND FREQUENCY

L8 Lashings for 2" Mast 30/- per pair.

**Dealers Report GOOD RECEPTION**  
from these areas with this Aerial

- |            |             |              |
|------------|-------------|--------------|
| LEEDS      | SWINDON     | HASTINGS     |
| BURNLEY    | IPSWICH     | WORTHING     |
| LIVERPOOL  | MONMOUTH    | CHICHESTER   |
| COLWYN BAY | DOVER       | PORTSMOUTH   |
| LLANDUDNO  | MARGATE     | PETERBOROUGH |
| SWANSEA    | ROSS-ON-WYE | SOUTHWOLD    |
| BRISTOL    | WELSHPOOL   | DONCASTER    |
| BRIGHTON   | DEAL        | ETC., ETC.   |
| BATH       | FOLKESTONE  |              |

**DEFINITE PROOF THAT THE FA22 IS A TV AERIAL OF OUTSTANDING MERIT**

ASK YOUR DEALER ABOUT IT  
or in case of difficulty write to—

HEAD OFFICE & SALES:

## TELECRAFT

Specialists in the Manufacture and Design of TV Aerials since 1937

**QUADRANT ROAD**  
**THORNTON HEATH, SURREY**

THORNTON HEATH 2985

Branches: BRISTOL, BIRMINGHAM, MANCHESTER

**VALVES!! VALVES!!**

RECEIVING, TRANSMITTING,  
MAGNETRONS, KLYSTRONS,  
CATHODE-RAY TUBES, PHOTOCELLS,  
ETC.

LARGE QUANTITIES  
& GREAT VARIETIES  
IMMEDIATE DELIVERIES FROM  
STOCK  
WRITE OR 'PHONE :-

*S. Szymanski*  
(pronounced SHE-MAN-SKEE)  
ELECTRONIC  
ENGINEER & STOCKIST

95 STRODES CRESCENT  
STAINES - MIDDLESEX  
TELEPHONE : STAINES 3971  
PROBABLY THE LARGEST ACTUAL  
STOCKIST IN ENGLAND  
WHOLESALE & EXPORT ONLY

**TELEVISION from 50  
OR 110 VOLT D.C. SUPPLIES**

BUILT TO MEET THE NEEDS OF  
THE MOMENT BY VALRADIO—THE  
CONVERTER PEOPLE.

This Power Unit is designed for driving  
**THE PYE UNIVERSAL  
AC/DC TELEVISION RECEIVER**

from Low Voltage D.C. supplies of 50 or  
110 volts.

The output is D.C., with less than a 1/2-volt  
ripple, resulting in an exceptionally steady  
picture. The conversion efficiency is 80%  
with a current consumption of 1.4 amps on  
110-volts or 2.8 amps on 50-volts supply.

TYPE No. 240/125/110-A or  
TYPE No. 240/125/50-A.

PRICE £16-0-0

Literature upon request to

**VALRADIO LIMITED**  
57 FORTRESS ROAD, LONDON, N.W.5  
GULLiver 5165

**G2AK**

*This Month's  
Bargains*

**G2AK**

**SPECIAL OFFER. POWER TRANSFORMERS.**  
620/550/375/0/375/550/620 volts at 200 mA., also plus 250 mA. at  
the 375 v. taps. Two separate windings of 5 v. at 3 amps. each for  
rectifiers. Rated at 278 watts. (This is a very conservative rating  
and could be exceeded by at least 50 per cent. for amateur use.)  
Weight 24lb. This is the transformer buy of the year. Price only  
50/-. Carriage paid.

**MODULATION TRANSFORMERS.**  
360 watts. Prim. 5500, 5000, 4500, et. Sec. 1. 3550 at 450 mA. Sec. 2,  
6700 ohms, 12 watts. Ideal for Plate and Screen Modulation. Price  
only 27/6. Carriage paid.

Both of the above transformers are fully shrouded and are new and  
unused but some may be a very little store soiled.

**HEAVY DUTY L.F. CHOKES. FULLY POTTED.**  
30 Hy. 100 mA., 150 ohms (Wt. 14lb.). Price 13/6.  
20 Hy. 126 mA., 100 ohms (Wt. 14lb.). Price 15/6.  
30 Hy. 150 mA., 150 ohms (Wt. 18lb.). Price 17/6.  
(For Amateur use, above ratings could be doubled.)  
All transformers and chokes are carriage paid except to Eire for which  
we must ask for 5/- extra.

**SPECIAL METER OFFER.**  
100 microamps. Scaled 0-100 2 1/2 in. Only 22/6. each  
500 Microamps. Scaled 0-500 2 in. dia. Each ..... 7 6  
500 Microamps. Scaled 0-15-600. Each ..... 6 3  
Ditto, but ex-equipment. Each ..... 5 0  
.5 amp. Thermo 2 in. dia., 2/6 each or 5 for 10/- 0.5 mA. 2 in. dia.,  
5/- each. 0-100 mA. and 0-500 mA. 2 1/2 in. Flush mounting, 7/6 each.  
0-20 volt 2 in. dia., 5/- each. 20-0-20 amps. 2 in. dia., 5/- each. 0-3500 v.  
Moving Coil 3 1/2 in. dia., 25/- each. 0-9 amps. Hot Wire Ammeters  
(by removing external shunt, full scale deflection is 4 amps.), 1/6  
each. Radiator Thermometers 2 in. dia. Movements 2.5 mA.  
Backwards reading. Ideal for "S" Meters, 1/6 each.

Postage on single meters, 6d. Three or more post free.

PLEASE PRINT YOUR NAME AND ADDRESS.

**CHAS. H. YOUNG, G2AK**

All Callers to 110 DALE END, BIRMINGHAM  
Phone: CENTRAL 1635.

Mail Orders to 102 HOLLOWAY HEAD, BIRMINGHAM  
Phone: MIDLAND 3254.



**APOLOGIES**

We apologise for an error which occurred  
in the details given for our Output trans-  
former type 2B36 in the Williamson Am-  
plifier booklet. There is a choice of seven  
output impedances by series parallel  
connection. These are:— 1.25, 2.8, 5, 7.8,  
11.3, 15.3 and 20 ohms.

This incidentally is the component that has aroused so much  
interest in the U.S.A.

By the way, there is now an improved version type 2B36B  
leakage reactance under 15m/hys. Primary inductance is still  
100 hys minimum, price 90/-.



SAVAGE TRANSFORMERS LTD. • NURSTEED ROAD, DEVIZES, WILTS.  
TELEPHONE DEVIZES 534.

**THE IDEAL MICROPHONE  
FOR  
TELE-COMMUNICATION**

MODEL  
**C 51**

MOVING-COIL  
MICROPHONE  
BY

Designed and developed essentially for G.P.O.  
hand-sets, with mobile tele-communication and  
P.A. work in view, LUSTRAPHONE Model C.51  
is fast establishing itself wherever a good micro-  
phone is called for. It provides maximum  
intelligibility at extreme range and under adverse  
conditions, and is used extensively by Broadcast  
Engineers and others needing quality and depend-  
ability. Available as insert unit, or complete hand  
instrument. Data sheet on request.

**LUSTRAPHONE** LUSTRAPHONE LTD.  
84, BELSIZE LANE, N.W.3



## "YANKS ROLL IN LIKE LOCALS"


**WHEN YOU HAVE A "D.X. PLUS TWO FEEDER UNIT" working in conjunction with the "TONEMASTER AMPLIFIER."**

Every feature to ensure good listening is incorporated in this equipment, including Tone Controls, and Master Volume Controls brought out to a separate panel to facilitate mounting.

**THE "D.X. PLUS TWO FEEDER UNIT"** covers from 5 to 2,000 metres in five overlapping steps, plus infinitely variable selectivity, tuning indicator, etc.

**THE "TONEMASTER" AMPLIFIER** incorporates push-pull output, negative feedback and separate electronic tone control circuits.

OVERALL COST £44.10.0 plus purchase tax.



SOUND SALES' PRODUCTS are backed by 12 MONTHS GUARANTEE, plus 20 years' experience in the manufacture of electronic equipment.

**IMPORTANT:** We wish to disclaim that this company has any connection whatsoever, with any other firm marketing any product of a similar nature.

# Sound Sales Limited

MANUFACTURERS OF ELECTRONIC PRODUCTS

London Office, Demonstrations  
Lloyds Bank Chambers, 125 Oxford St., London, W.1.  
(Gerrard 8782)

Head Office and Works  
West Street, Farnham, Surrey  
(Farnham 6461/2/3)



*It's so simple!*

- Recording with a magnetic recorder is simplicity itself.
- The portable unit shown will record continuously for one hour and recordings may be played over on the machine as often as desired or erased and the wire used again and again for further recordings.



Portable Wire Recorder (Wirek)

**IMPORTANT!**  
A new TAPE RECORDER will be available shortly

## SIMON SOUND SERVICE

Recorder House, 48/50 George Street, Portman Square, London, W.1, England

Telephone: Welbeck 2371 (4 lines)

Telegrams: Simsale, Wesdo, London

Cables: Simsale, London



## NEW AMPLIFIER FOR DISCERNING P.A. MEN

The beautifully styled, precision engineered B.M.40 marks a great step forward in portable 30 watt amplifier design.

- Designed for both A.C. mains and 12 volt battery operation.
- Provision for independent electronic mixing of two microphones and one gramophone channel.
- Special tone control circuit, with independent bass boost and cut, and treble boost and cut.
- Built-in vibrator.

These and many other features make the B.M.40 the most up-to-date amplifier available.

We are also the leading manufacturers of office intercommunicating equipment and gramophone units. You are invited to write for further details.



**BIRMINGHAM SOUND REPRODUCERS LIMITED**  
CLAREMONT WORKS, OLD HILL, STAFFS. PHONE: CRADLEY HEATH 6212-3.



# Wireless World

RADIO AND ELECTRONICS

40th YEAR OF PUBLICATION

Managing Editor: HUGH S. POCOCK, M.I.E.E.

Editor: H. F. SMITH


## In This Issue

EDITORIAL COMMENT .. .. .	241
MORE ABOUT POSITIVE FEEDBACK. By <i>T. Roddam</i> ..	242
RECORD AND STYLUS WEAR. By <i>G. H. H. Wood</i> ..	245
CHOICE OF TELEVISION STANDARDS .. .. .	249
IMPEDANCE OF R.F. CABLES. By " <i>Cathode Ray</i> " ..	251
SOUND REPRODUCTION .. .. .	255
ALL-STATION TELEVISION RECEIVERS .. .. .	259
IMPROVING A LOUDSPEAKER. By <i>C. F. Brockelsby</i> ..	261
SHORT-WAVE CONDITIONS. By <i>T. W. Bennington</i> ..	262
WORLD OF WIRELESS .. .. .	263
MIDLANDS TELEVISION AREA .. .. .	266
MANUFACTURERS' PRODUCTS .. .. .	267
UNBIASED. By " <i>Free Grid</i> " .. .. .	268
LETTERS TO THE EDITOR .. .. .	269
RANDOM RADIATIONS. By " <i>Diallist</i> " .. .. .	272

JULY 1950

**PUBLISHED MONTHLY:** Price 2/- (on last Thursday of preceding month) by ILIFFE & SONS LTD., Dorset House Stamford Street, London, S.E.1. Telephone: Waterloo 3333 (60 lines). Telegrams: "Ethaworld, Sedist, London." Annual Subscription: Home and Overseas, £1 6s. 0d.; U.S.A. and Canada \$4.50. BRANCH OFFICES: Birmingham: King Edward House, New Street, 2. Coventry: 8-10, Corporation Street. Glasgow: 26B, Renfield Street, C.2. Manchester: 260, Deansgate, 3.

No. 4



## THE E.H.T UNIT

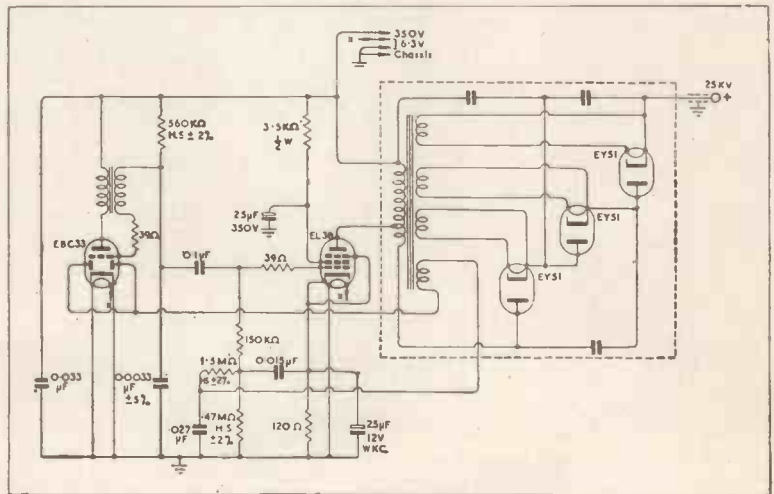
An E.H.T. unit to supply the Mullard MW6-2 picture tube in a projection television receiver is required to supply an average current of about 100  $\mu$ A at 25 KV. Such a unit, if designed to operate from the 50 c/s mains, would be bulky, heavy and costly, mainly on account of the insulating material. Moreover, it would be inherently capable of supplying a much heavier current than that actually required, and therefore at normal supply frequencies would constitute a considerable risk of danger to life. By adopting the "pulsed oscillator" principle however, the E.H.T. unit supplied as part of the Mullard Projection Television System operates at a much higher frequency. It is compact and light, and all E.H.T. components are sealed under oil.

The unit comprises:

- (i) A double diode triode EBC33, the triode section of which is connected as a blocking oscillator, discharging a capacitor at a repetition frequency of 1000 c/s.
- (ii) A driver valve EL38, to the grid of which is applied the approximately saw-tooth voltage generated across the capacitor. As this valve is biased well beyond cut-off it conducts only at the peaks of the saw-tooth voltage.
- (iii) A "ringing" transformer, the primary of which forms the inductive component in the anode circuit of the driver valve. When the EL38 ceases to conduct, this circuit "rings", that is to say it develops a chain of damped oscillations, at a frequency determined by the inductance tuned by all the stray capacitances.
- (iv) A voltage tripler rectifying circuit employing three EY51 half-wave rectifiers to which is

applied the peaks of the damped oscillatory wave chain. These peaks are of the order of 8 to 9 KV, and the output of the rectifier is approximately 25 KV.

Good voltage regulation is obtained by automatic control of the grid bias to the EL38 driver. An additional winding on the ringing transformer generates a voltage which is rectified by the diode section of the EBC33 and then fed via a filter network as grid bias to the driver valve.



Circuit Diagram



Equipment manufacturers are invited to send their enquiries to the following address:—

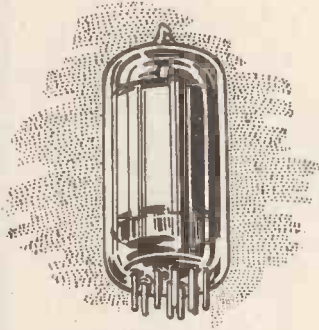
**MULLARD ELECTRONIC PRODUCTS, LTD**  
**SETMAKERS DEPARTMENT**  
**CENTURY HOUSE, SHAFTESBURY AVE. W.C.2**  
 MVM 131



# These Valves make News!

**BRIMAR** Announce

## TYPE 8D5



Bulb diameter,  $\frac{7}{8}$  in. max.  
Seated height,  $1\frac{1}{8}$  in. max.

## FIRST Noval Based Low Microphony Pentode Amplifier

Type 8D5 fulfils the long outstanding requirement for a low microphony single ended valve of small overall dimensions. The outcome of 18 months' intensive development and experimental work, this valve exhibits the lowest hum and microphony factor commercially attainable at the present time.

Type 8D5 is primarily designed for use in the early stages of high gain A.F. amplifiers. By virtue of its thorough screening and the careful choice of base connections employed, it is also suitable for R.F. amplification up to 30 Mc/s.

### CHARACTERISTICS

Heater Voltage	...	...	...	...	6.3 volts
Heater Current	...	...	...	...	0.15 amp.
Anode Voltage	...	...	...	...	300 volts max.
Screen Voltage	...	...	...	...	125 volts max.
Mutual Conductance	...	...	...	...	1.25 mA/V
Anode Impedance	...	...	...	...	2.3 meg.

### INTER ELECTRODE CAPACITANCES

Input	...	...	...	...	4.0 pF.
Output	...	...	...	...	4.0 pF.
Control Grid to Anode	...	...	...	...	0.01 pF. max.

### Application Notes

Although the valve may be used successfully when mounted in any position, it will retain its characteristics better when the axis is vertical. Residual hum is caused by capacitances between pins and between contacts in the socket ; it is of

the order of 20  $\mu$ V when the grid input impedance is 2 megohms and a P.T.F.E. socket is employed. If no "hum-dinger" is used, the heater lead connected to pin No. 4 should be earthed, together with connections to pins 1, 6 and 9.

# BRIMAR

WRITE NOW TO DEPT. 4530  
for data sheet on the above valve.

**TECHNICAL ADVICE SERVICE**

**STANDARD TELEPHONES AND CABLES LIMITED, FOOTSCRAY, SIDCUP, KENT.**

# RECORD NEWS...

for MUSIC LOVERS & those seeking faithful reproduction

A revelation awaits every serious gramophone user and connoisseur of true fidelity who has not yet heard his records reproduced via the **acos G.P.20 NEW-TRUE Fidelity Pick-up**. Revolutionary in design—and in appearance too—the G.P.20 assures a tonal quality and a brilliance hitherto associated only with laboratory instruments. Moreover, this outstanding performance is attained **WITHOUT RECOURSE TO EQUALISERS** or other extra components—just connect it to your radiogram or amplifier. Ask your dealer for a demonstration.

*With these unique revolutionary features:*

Output  $\frac{1}{2}$  v. at 1,000 c.p.s.—5 to 20 times greater than comparable magnetic types.



Automatic bass-boost—can be fitted to any domestic radio without additional equalisers.



Needle talk and motor rumble negligible.



Low needle pressure—13 grms.—virtually eliminates record wear.



Unbreakable and non-hygroscopic crystal element.



Permanent sapphire stylus eliminates needle change.

**acos**

**GP20 NEW TRUE FIDELITY PICK-UP**



Heavy export commitments have severely curtailed supplies of the G.P.20 to the home market. Every effort is being made to increase production and in the meantime we ask your forbearance.

COSMOCORD LIMITED · ENFIELD · MIDDX.



# THE "BELLING-LEE" PAGE

Providing technical information, service and advice in relation to our products and the suppression of electrical interference

## Connecting Television Aerials to Receivers

Three distinct types of feeders are at present employed for the purpose of connecting a T.V. aerial to a receiver. One particular type, the coaxial, is the more widely employed, while the other two have their protagonists in the minority.

We list these feeders below in their present order of popularity, at the same time making observations concerning their relative cost, on the assumption that the inherent attenuation losses are of the same order.

1. Coaxial, e.g. L.600
2. Balanced twin, e.g. L.336  
*Cheaper than (1) slightly less loss*
3. Screened balanced twin, e.g. L.1221  
*More expensive than (1) slightly greater loss*

The majority of aerial installations are wired with coaxial feeder, although we must be very frank and state that it is poor technique to connect a symmetrical device (a dipole) to a perfectly asymmetrical feeder, such as coaxial. This incurs three disadvantages. Firstly the full signal e.m.f. developed by the aerial is not wholly transferred to the receiver in certain unfavourable circumstances. Secondly, interference induced in the outer shield of the coaxial feeder from a very local source will irradiate the aerial and be transferred to the receiver. Thirdly, on a "straight" TRF receiver some instability may occur when the receiver is adjusted to maximum gain.

Technically, the correct method of connecting a balanced T.V. aerial to a receiver is by the use of the screened balanced twin feeder. This overcomes all the previous objections but is more expensive, and in "fringe" conditions likely to result in an intolerable loss of signal unless recourse is made to an even more expensive grade of the same type of feeder.

The best technical compromise is the balanced twin, which has the advantage of being considerably cheaper than coaxial for the same loss per equal run, but it saddles the receiver manufacturer with the additional cost of a balanced and electrostatically shielded input circuit and its consequent slight reduction in the maximum receiver gain.

One day (we hope) receiver and aerial manufacturers will get together and standardise, for here is a most deserving case.


We are continually being bothered by the odd cases where the customer is trying to squeeze

the last ounce out of his installation either by way of signal strength, signal-to-noise ratio, or both.

We propose now to offer some suggestions, together with sketches, for the purpose of assisting those in difficulties and to enable them to make the necessary modifications themselves.

### (1) Coaxial installation (dipole or "H")

If interference is known to be induced in the feeder shield, or if instability at high R.F. gain is experienced, a modification may be made at the aerial connection as shown in Fig. 1, which is self-explanatory.

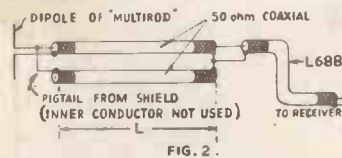


For London L = 3ft. 4in.  
For Birmingham L = 2ft. 4½in.

N.B.—The two pieces of feeder must be taped at intervals so that they lie closely together in the cross-arm of the aerial. For receivers designed for 50 ohm feeder the sketch of Fig. 1 stands, but the L.600 feeder must be replaced by a 50 ohm type.

### (2) Coaxial installation ("Multirod")

For reducing the same troubles as in (1) the method is identical, but, due to the lower impedances of the "Multirod," the balancing feeder is located against the transforming (quarter-wave) feeder as per the sketch Fig. 2. Incidentally this matching line must never be omitted from any "Multirod" installation.

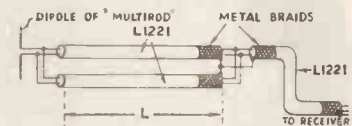


For London L = 3ft. 6½in.  
For Birmingham L = 2ft. 6in.

N.B.—Both pieces of feeder taped together as in Fig. 1. For receivers designed for 50 ohm feeder L.688 must be replaced by 50 ohm air-spaced coaxial of equivalent loss. The transforming and balancing sections must be changed from 50 ohms to 35 ohms. (Two pieces of L.600 in parallel will be near enough.)

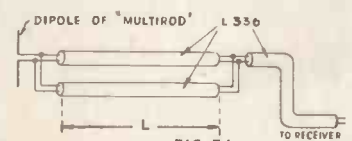
### (3) Connection of "Multirod" to screened balanced twin, or un-screened balanced twin feeder.

#### Fig. 3a Screened balanced twin (L.1221).



For London L = 3ft. 8in.  
For Birmingham L = 2ft. 9in.

#### Fig. 3b Balanced twin (L.336).



For London L = 3ft. 8in.  
For Birmingham L = 2ft. 9in.

It is imperative that all connections should be as short as possible, made with care and lightly soldered. (Too much heat may damage the polythene.)

Although we have discussed three types of feeder in the foregoing, it must be remembered that there exists other ways of connecting them to the active dipole of an aerial system. We employ centre feeding; that is, the dipole is split at the centre and the adjacent tips are connected to the feeder. End feeding and centre shunt feeding are sometimes employed and make use of a line transformer to provide optimum signal transfer. All three methods are very old and have been employed for short wave communications before television came on the air.

We have decided to continue centre feeding our dipoles because this method is least liable to loss of bandwidth, and, in any case, no greater transfer efficiency can be obtained by the other alternatives which are really more applicable to narrow band telecommunications.

As a matter of fact, end and shunt feeding do not appear, by comparison, to show any loss of definition on the average receiver, but we are playing for safety. Our aerials are constructed to last for years, and one day, when the majority of receivers clearly resolve the 3 Mc/s bars on the test card, our theories regarding centre feeding may be fully justified.

In our next advertisement we propose to discuss this somewhat vexatious problem of aerial bandwidth.





**The  
WESTON  
S.75  
Multi-Range  
Test Set**

**53 Ranges with Rotary Switch Selection**  
 This uniquely comprehensive Test Set has 53 ranges for measuring AC and DC current and voltage, resistance and insulation. It is completely self-contained, with internal batteries to provide power for the ohms ranges and self-contained power pack for insulation measurement at 500 v. Selection is carried out by two 20-position switches. A fully protective safety device is fitted and is operative for forward or reverse overload. The 150 division 6" scale is uniformly divided and is fitted with an anti-parallax mirror. The set is enclosed in a handsome bakelite case and fully complies with B.S.S. No. 89 covering first grade instruments. Full details of this, and other Weston electrical measuring instruments will gladly be supplied on request.

**SANGAMO WESTON LIMITED**

**ENFIELD, MIDDLESEX**

TELEPHONE: ENFIELD 3484 (6 LINES) AND 1242 (4 LINES)  
 TELEGRAMS: SANWEST, ENFIELD

**AREA DEPOTS:**

201 St. Vincent Street, Glasgow.  
 Milburn House, Newcastle-on-Tyne.  
 22 Booth Street, Manchester.  
 33 Princess Street, Wolverhampton.

Central 6208  
 Newcastle 26867  
 Central 7904  
 Wolverhampton 21912





# HIGH QUALITY REPRODUCTION

"FIFTY and THIRTY WATT" CINEMA AMPLIFIERS as illustrated for single or double P.E.C. input with separate adjustable bias. Full range of tone controls to suit all needs with built-in Exciter Supply if required. PRICES range from **34½ gns.** to **42½ gns.**



### TYPE C.P. 20A AMPLIFIER

For AC Mains and 12 volt working giving 15 watts output, has switch change-over from AC to DC and "Stand-by" positions. Consumes only 5½ amperes from 12 volt battery. Fitted with mu-metal shielded microphone transformer for 15 ohm microphone, provision for crystal or moving iron pick-up with tone control for bass and top. Outputs for 7.5 and 15 ohms. Complete in steel case with valves.

PRICE **£28 . 0 . 0.**

### FOUR-WAY ELECTRONIC MIXER

This unit has 4 built-in balanced and screened microphone transformers, normally of 50-30 ohms impedance. It has 5 valves and selenium rectifier supplied by its own built-in screened power pack consumption 20 watts. Suitable for recording and dubbing, or large P.A. Installations since it will drive up to six of our 50 watts amplifiers whose base dimensions it matches. The standard model has an output impedance of 20,000 ohms or less, and any impedance can be supplied to order. PRICE **£24 . 0 . 0.**



### OTHER MODELS IN OUR RANGE OF AMPLIFIERS

- "SUPER-FIFTY WATT" . . . . . PRICE **36½ gns.**
- "THIRTY WATT" . . . . . " **30½ gns.**
- "10-15 WATT RECORD REPRODUCER" " **25½ gns.**

These are fitted in well ventilated steel cases with recessed controls, as illustrated.

*Full details upon request.  
EXPORT ENQUIRIES INVITED.*

**VORTEXION LIMITED, 257-261 THE BROADWAY, WIMBLEDON, LONDON, S.W.19**

Telephones : LIB 2814 and 6242-3

Telegrams : "Vortexion Wimble, London."





# BRITAIN'S BEST AUDIO AMPLIFIER

The amplifier whose PERFORMANCE FIGURES have been CHECKED and SUBSTANTIATED by the

## NATIONAL PHYSICAL LABORATORY

### TESTS OF TL/12 12 WATT AMPLIFIER

	H. J. LEAK & CO. LTD. REPORT	N.P.L. REPORT
<b>TEST CONDITIONS.</b>	The following are the "pass" figures on final test of amplifiers carried out in our own laboratory. They are the performance figures advertised in preceding issues of the "Wireless World."	In all cases the input was applied to a 50,000Ω resistor connected to the amplifier by 3 feet of screened cable. The output load was in all cases a resistor of 18Ω and the output transformer secondary windings were connected for the "15Ω-20Ω" condition.
<b>HARMONIC DISTORTION.</b>	0.1% for 10 watts output at 1,000 c/s. 0.19% for 10 watts output at 60 c/s.	0.03% for 10 watts output at 1,000 c/s. 0.1% for 10 watts output at 60 c/s.
<b>HUM AND NOISE.</b>	- 80 db. referred to 10 watts.	- 80 db. referred to 10 watts.
<b>SENSITIVITY.</b> Input required for 12 watts output at 1,000 c/s.	160 mV.r.m.s.	148 mV.r.m.s.
<b>LOAD DAMPING FACTOR.</b> (Load impedance/output impedance.) For 10 watts output at 1,000 c/s.	20.	42.
<b>FREQUENCY RESPONSE.</b> Gain relative to that at 1,000 c/s. measured at 7.5 watts.	c/s. 20-20,000 db. ± 0.1	c/s. 20, 60-1,000, 5,000, 10,000, 15,000, 20,000 db. + 0.1, 0, - 0.1, - 0.3, - 0.4, - 0.7
<b>NOTE</b> the N.P.L. figures for frequency response include the losses introduced at the higher frequencies by the capacitance of the input cable shunting the input resistance of 50,000Ω.		

TL/12 12 WATT AMPLIFIER Price £25.15.0

RC/PA REMOTE CONTROL PRE-AMPLIFIER Price £6.15.0

Used with the RC/PA pre-amplifier and the best complementary equipment the TL/12 power amplifier gives to the music-lover a quality of reproduction unsurpassed by any equipment at any price. It is designed in a form so that the power amplifier can be housed in the base of a cabinet and the small pre-amplifier mounted in a position best suited to the user.

★ If you are interested in high-fidelity reproduction or recording you are certain to find our 16-page illustrated booklet of considerable value. It is presented in a form acceptable both to the professional communications engineer and to the amateur enthusiast seeking the highest possible quality of reproduction. ★

APPLY TO YOUR LOCAL DEALER FOR FREE 16-PAGE ILLUSTRATED BOOKLET W/TL/12 OR WRITE TO US.

**H. J. LEAK & CO. LTD. (Est. 1934)**  
BRUNEL ROAD · WESTWAY FACTORY ESTATE · ACTON, W.3

Phone : SHEpherds Bush 1173/4.

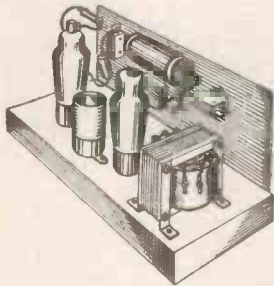
Telegrams : Sinusoidal, Ealux, London.

Foreign : Sinusoidal, London.

# ELPREQ NEWS

## Television Signal Tracer

THIS is a simple compact electronic device which is most easy to operate, and with which you can perform a multitude of television tests hitherto denied you. You can, in fact, make positive tests in all sections, sound, vision, time bases and power pack. For instance, you can positively check that either time base is operating, and then you can check the output voltage from either time base, component to component until it eventually reaches the deflection plates of the C.R.T. Another example, if the Television uses transformer E.H.T. then it is a dangerous business trying to measure the Tube voltages. With the T.S.T., however, you can do this without fear of unpleasant shocks. The tests you can make with the T.S.T. are unlimited, it is, in fact, as useful as a Cathode Ray Oscilloscope, but nothing like so complicated for there is no lengthy setting-up procedure. It is compact so requires very little bench space, the overall dimensions are: 9in. x 4½in. x 5½in. The T.S.T. operates from A.C. mains, it uses 2 valves and works in conjunction with any multi-range meter.



We can supply it tested and ready to operate. The price is £5/10/- which includes operating manual which among other things lays down several fault-finding procedures, covering not only television sets but ordinary radio as well. If you wish we will supply separately the manual giving circuit diagram operating data and fault-finding procedure, the data in this manual is the collected results of many months of costly experimenting and research. It contains much theory written in a very practical manner, and after reading it and using a T.S.T. points about T.V. theory which you previously have not fully understood will become quite clear.

In the event of your wishing to purchase the manual first you should send 7/6 which covers postage, this 7/6 will be credited to you if you buy the complete model within 1 month.

## Something to Make

THIS month why not make a capacity-operated electronic switch, you will get lots of amusement from this, and may even find some extra useful purpose to which to put it. (We will give goods to the value of £5 or £4 cash for any ideas which we are able to use). The operation of the capacity-operated switch is roughly as follows: A free-running oscillator is tuned by a length of wire which terminates in a small metal plate, a person or object passing close to this metal plate will detune the oscillator. This de-tuning will cause loss of auto-bias, this loss of bias will cause the anode current to rise which in turn will cause anode volts to fall. This change of voltage is amplified and used to trigger off a sensitive relay, the secondary contacts which will light a lamp, ring a bell or perform any other desired operation. The two most

popular uses to which capacity-operated switches have been put are (1) As a crowd collector around shop windows where passers-by can switch on the shop-window lights simply by placing the hand over or near to the metal disc in the shop window. (b) as a burglar alarm in which case the metal plate is usually dispensed with and replaced by a length of concealed wire. This is certainly an interesting device, well worth making up. Circuit diagrams and instructions 2/3 post free.

Complete kit of parts including 3 valves, mains transformer, large and small condensers, sensitive relay, oscillator coils, valve holders, metal chassis and potmeters 59/6 post free.

## Talking of Magic

YOU get the feeling that there is magic in the air when you are watching Selector Switch 10B taking up the same position as a 4-way-switch. The fact that it will do this makes it very useful for remote controlling a radio receiver. Another important point also is that only a pair of wires need run between the remote point and the controlling point, in fact, if you are fitting several of these selector switches at various points around a works, then only one wire need connect each, as the operating coils need only be in series. This is a big point when you realise that with only a twin wire running around, a total of 16 combinations can be obtained from two selectors, thus a very efficient works' calling system could be put into operation for a very small cost. The selectors could be made to light up coloured bulbs. Important members of the staff would thus know when wanted. This system of finding also personnel is much less disturbing than the P.A. system. Selector Switch 10B is available at the very low price of 3/9 or 12 for 36/-.

## This Month's Snip

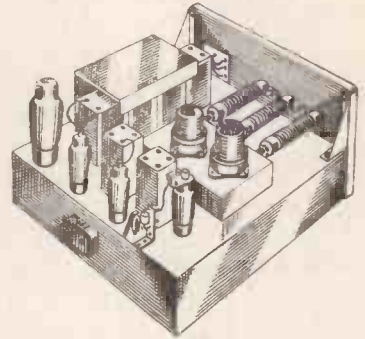
WE are pleased to be able to offer an excellent 6 v.-operated radio receiver complete with separate bulkhead fitting loudspeaker, the whole assembly being ideal for fitting into yacht, cabin cruiser or caravan, or any other place where there are no mains and a powerful set is required. The line-up of the receiver is 6K8, 6K7, 6Q7, 6V6 and 5Z4, the frequency coverage is medium wave-band to 25 Mc/s, with a break between 1.8 Mc/s and 6 Mc/s, the receivers are brand new and unused, still in manufacturer's packing cases, and complete with accessories. Limited quantity only £8/15/- each complete, ready to operate, plus 10/- carriage and transit case.

## TV Sound & Vision Receiver

THIS is a very compact superhet unit, the overall dimensions of which are 11½in. x 11in. x 7in. Brief technical specification is as follows: Vision Receiver, stage of H.F. followed by oscillator with separate mixer, and then 3 stages of I.F. followed by detector and video amplifier, variable contrast control. Sound Receiver, stage of H.F. followed by oscillator with separate mixer, and 2 stages of I.F., detector, noise limiter and finally output stage.

The unit will give ample output of both vision and sound within the service area of the transmitter. Suitable for either Birmingham or London.

This sound and vision unit is made from a new and unused ex-Services' unit. It is



supplied complete with 12 valves, and full details of conversion. The inclusive price being £4/15/-, plus 5/- carriage and packing. Alternatively, if you prefer it, we will have the unit converted and supply it to you complete, ready to work, tested and in thoroughly good order. The unit requires 250 v. H.T. and 6.3 v. at 5 amps L.T.


## The 194 Sound or Vision Receiver

IF you are not satisfied with the output from your present sound or vision receiver, then you cannot do better than use our type No. 194 because it does give really good results. We have had complimentary letters from all over the country. It is a T.R.F. unit with 6 R.F. stages followed by detector and then a video output or a sound output. For pictures this receiver will work equally well with magnetic or electrostatic tube. For sound then use a 6V6 in place of the video output. Price only 45/- with conversion data, or, if you wish, we can have these already converted for you, made in perfect working order and fully tested, the additional charge being 32/6, perfect results guaranteed.

## The Elpreq Pre-amplifier

FOR perfect results even if you are in a bad area and despite the fact that you may have tried other pre-amplifiers without obtaining the desired results. You should try again with our pre-amplifier for we have heard from many previously unsuccessful viewers to the effect that ours is almost magical in its effects. The secret is that the amplifier uses two American valves which were specially designed for television work. Price 39/6, post and packing free.

Note—these are complete with valves, ready to operate as soon as H.T. approximately 250 v. and L.T. 6.3 v. are connected.



## Break-down Bargain

BOUGHT separately, the parts in this unit must cost several pounds. We have large quantities which we intended to break down for spares ourselves, but we haven't had the time, and because they are



in our way we are offering them to you at the remarkable price of 3/9 each, plus 1/3 post and packing. Main contents are as follows:

- 1 3-bank 4-position switch with coupling to match selector switch type 10B.
  - 5 International Octal Valve Holders.
  - 4 Air Trimmers 100 p.f. with extra-long spindle.
  - 1 Output Transformer.
  - 2 Pot-meters.
  - 35 Carbon Resistors mostly 1/2 watt and 1/4 watt ranging from 200 ohms to 1 megohm.
  - 14 .1 mfd. Condensers mostly in aluminium cans, 500 v. working.
  - 19 small condensers mostly silver mica or paper tubular.
  - 1 1/2 in. coil former with iron-dust core.
  - 1 1/2 in. coil former both with mounting brackets.
  - Miscellaneous collections of grid caps, nuts and bolts, grommets, etc.
- Don't miss this bargain, send your order to-day.

## Dependable Spares

OUR new spares list is at present in production, in it we describe over 1,000 different items of interest to all engaged in the field of radio and electronics. We shall be glad to send you a copy of this list, the price is 6d. post free. In the meantime here are some prices of popular items. **UNLESS OTHERWISE STATED NONE OF OUR SPARES IS GOVERNMENT SURPLUS.** Prices do not include postage, for details of this see bottom of this page.

### ELECTROLYTIC CONDENSERS

2 mfd. 350 v.	9d.	25 mfd. 25 v.	1/-
2 mfd. 450 v.	1/-	25 mfd. 50 v.	1/6
4 mfd. 250 v.	1/-	50 mfd. 12 v.	10d.
4 mfd. 450 v.	1/6	50 mfd. 50 v.	1/9
8 mfd. 150 v.	1/3	10 mfd. 25 v.	10d.
8 mfd. 350 v.	1/6	8 x 8 mfd. 450v.	3/4
8 mfd. 450 v.	1/11	8 x 16 mfd. 450v	3/6
8 mfd. 500 v.	2/6	16 x 16 mfd.	
16 mfd. 450 v.	1/11	350 v.	3/-
16 mfd. 450 v.	2/8	16 x 16 mfd.	
		450 v.	3/9
16 mfd. 500 v.	3/6	16 x 8 x 24 mfd.	
		50 v.	4/2
32 mfd. 450 v.	3/6	25 x 25 mfd.	
		200 v.	3/11

### P.M. SPEAKERS

All speakers are by very famous makers such as Rola, Celestion, Goodmans, etc.

Size	With Trans.	Less Trans.
2 1/2 in.	—	10/6
3 1/2 in.	—	8/6
5 in.	12/3	10/6
6 1/2 in.	12/6	10/6
8 in.	13/6	11/6
10 in.	18/6	16/6
12 in.	—	39/6

Note—when ordering speakers 8 in. or larger, you must include 2/6 insurance and packing.

### ENERGISED SPEAKERS

6 1/2 in. with 700-ohm field and hum buckler, price 9/-. 8 in. with 2,000-ohm field, hum buckler and output transformer, 15/6.

### I.F. TRANSFORMERS

465 Kc/s iron-dust cored very high "Q," fitted in standard size can, 6/9 per pair.  
645 Kc/s iron-dust cored very high "Q," fitted in midget size can, 12/6 per pair.  
465 Kc/s air-cored, medium size can, 5/9 per pair.

## Dependable Spares (cont.)

### COILS

We stock the full range of the famous Wearite "P" coils. These are available in three types, aerial coils, H.F. coils, and oscillator coils. The wave range coverage is as follows:

- No. 4, 12-35 metres.
- No. 5, 34-100 metres.
- No. 6, 91-261 metres.
- No. 7, 250-750 metres.
- No. 1, 700-2,000 metres.
- No. 2, 200-557 metres.
- No. 3, 16-47 metres.

When ordering state whether aerial H.F. or oscillator type is required. We recommend you to use aerial and H.F. if building a T.R.F. set, and H.F. and oscillator if building a superhet. Price of all coils is 3/- each.

### H.F. CHOKES

Midget unscreened, 9d. each.  
Larger type fitted in aluminium can, 1/-.

### I.F. CHOKES

Heavy-duty types suitable for power packs and mains smoothing. These are mostly Government Surplus:

- 200 mA. 10 henry, 10/-
- 200 mA. 5 henry, 6/-
- 200 mA. 3 henry, 5/-
- 80 mA. 10 henry, 4/6
- 80 mA. 5 henry, 4/-
- Midget-type, inductance unknown, 3/6.

### OUTPUT TRANSFORMERS


Midget pentode matching to 3-5 ohm, 3/6  
Standard pentode matching to 3-5 ohm, 3/9  
Medium pentode matching to 3-5 ohm, 3/3.  
Standard size multi-ratio, 4/6.

### VOLUME CONTROLS

ALL have full-length spindle and are complete with fixing nuts. We stock full range of values between 2,000 ohms and 2 megohms, prices are less switch, 2/6 each; single-pole switch 3/9 each; or with double-pole switch, 5/6 each.

### TUNING CONDENSERS

2-GANG .0005 mfd. with long spindle, 4/6.  
Ditto, but fitted with trimmers, 6/6.  
4-gang with built-in trimmers fitted into a screening compartment but easily removable, 3/9.  
Midget size 2-gang .00035 fitted trimmers and dust-proof cover, 7/6.  
Single-gang .0005 standard size with medium-length spindle, 2/9.



## Spinning Power

THIS is the name that the American manufacturers gave to their 140 amp-hour 4 v. battery. This is undoubtedly a super job, fitted as the illustration shows into a vulcanite case and having the normal type of car-battery connecting lugs, the overall dimensions of the battery are 7 in. x 13 in. x 9 in. These batteries will, of course,

want filling with acid before they will operate, but after that you can be sure of really long service between charges. Price £3/15/-, plus 7/6 carriage and packing.

## Service-sheet Manuals

CHAMPION, volume No. 4: gives details of American sets, R.C.A. Victor, General Electric and Admiral. The volume covers some 25 receivers giving circuit diagrams, component values and alignment data. Champion, volume No. 5: covers 49 Emerson receivers. Price 2/3 either manual, or 4/- for the two.

## Service Engineers' Collection

THIS is a folder containing 100 service sheets, covering British receivers which have been sold in big quantities, and which every service engineer is ultimately bound to meet. The following makers are included: Aerodyne, Alba, Bush, Cossor, Ekco, Ever-Ready, Ferguson, Ferranti, G.E.C., H.M.V., Kolster Brandes, Lissen, McMichael, Marconi, Mullard, Murphy, Philco, Phillips, Pye, Ultra. Undoubtedly a mine of information invaluable to all who earn their living from radio servicing. Price £1 for the complete folder.

## I.F. Alignment Peaks

THIS book gives the I.F. frequencies of more than 4,700 receivers including British, American and continental types. Every popular British set is covered, and in addition hints on finding the frequencies of unknown British sets are also given. Price 4/6.

## Miscellaneous Publications

THESE give circuit diagrams and details of ex-Government receivers and equipment. In practically all cases the information has been extracted from official publications. Separate booklets for each piece of equipment. Booklets available covering the following: R1155, R208, R109, TR1196, TR18, BC348, BC312, R1116, Wireless Set 22, R107, R103, BC221, BC342, Pre-Amp from RF27, Pre-Amp from Unit 208A, T.V. Receiver from 1 1/2-metre superhet for London or Birmingham, T.V. receiver from 3170, etc. T.V. receiver from 194 strip or 1355 strip. Dual-band T.V. receiver. Price of any of these booklets is 2/3 each.

## Spanner Kit

FOR servicing all types of British and American gear. You have needed these spanners in the past and you will continually need them in future. Total of 50 precision tools—

- 5 Whitworth ring spanners 1/4 to 1 1/2.
  - 5 American ring spanners, 1/4 to 1 1/2.
  - 6 Double-ended Whitworth 1/4 to 1 1/2.
  - 6 Double-ended American 1/4 to 1 1/2.
  - 3 Whitworth obstruction wrenches, 1/4 to 1 1/2.
  - 3 American obstruction wrenches, 1/4 to 1 1/2.
  - 6 B.A. Ignition spanners 1 to 6 B.A.
  - 6 American Ignition spanners.
  - 4 Small B.A. Fitters' spanners.
  - 3 Small American Fitters' spanners.
  - 3 Small Whitworth Fitters' spanners.
- This complete kit, £5/17/6.

Orders for and enquiries relating to the items on these two pages must be sent to the address below. Where your total order is £2 or more only include the specially mentioned carriage and other charges, otherwise under £2 add 1/6, under £1 add 1/- . Postable items can be sent C.O.D. additional charge approx. 1/- . Good stock of all items at time of going to press. Bargain list 6d. p.f.



**PRECISION EQUIPMENT (2) ELECTRON HOUSE, Windmill Hill, RUISLIP MANOR, MIDD.**

Telephone: Ruislip 5780

# MAIL ORDER SUPPLY CO.

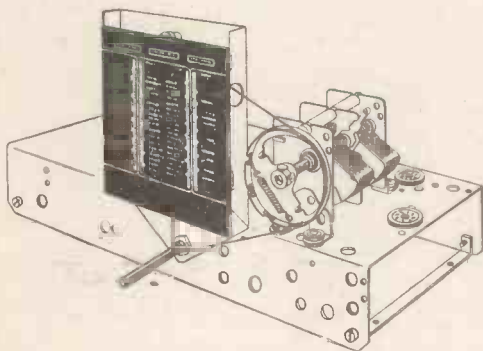
33 TOTTENHAM COURT ROAD, LONDON, W.1. MUSEUM 6667

MAIN STOCKISTS OF THE FAMOUS

## BURGOYNE "Instant Heat" SOLDER GUN 52/6 POST FREE

### M.O.S INTRODUCTION a new FULL VISION DRIVE ASSEMBLY

as illustrated



Vertical dial with new station markings, on short, medium, and long wavebands (3 colours). Size of dial approximately 5in. x 7in. made from unbreakable Perspex with back illumination plate. Drive mechanism absolutely positive and non-slip, with nylon cord.

Complete with assembly instructions for ONLY 17/6 Post Free.

Illustration depicts Drive, mounted on a 5-valve heavily cadmium plated chassis (size 13in. x 5 1/2in. x 2 1/2in.), fitted with international octal valve holders and terminal strips, together with cabinet fixing feet. A Plessey two gang .0005 MFD tuning condenser, with ball race bearing and rotor brushes giving noiseless tuning on short wave-bands, is also fitted. We can supply chassis assembly less condenser for 11/- extra, or with tuning condenser 16/- extra (postage 1/-).


COMPLETE ASSEMBLY AS ILLUSTRATED ..... 32/6

OR ALREADY ASSEMBLED (to callers only) ..... 33/6

Postage ..... 1/6

**THIS MONTH'S SNIP!**  
**TYPE 6 INDICATORS**  
**(U.S.A. EQUIVALENT)**  
as new £2.15.0 CALLERS ONLY

### MINIATURE MOTORS



Size 3in. x 2in. x 1 1/2in. To operate on 24v. D.C.

BRAND NEW 9/6 each, post free.

### E VOLTAGE REGULATORS

for controlling high-frequency alternator. Capacity 30 watts (80 v. A.C.). Brand new, CARBON PILE TYPE, 5/- Post free.

### F VOLTAGE REGULATORS

For voltage and current control of 24 v. D.C. generators with protection against overload. Capacity 30 watts each unit. TWIN CARBON PILE TYPE. ONLY 10/- BRAND NEW.

### IVALEK de luxe CRYSTAL SET

Complete in attractive cream plastic cabinet with tuning scale. Fits in the 15/- Post 9d.

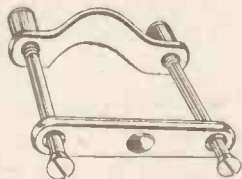
### MORSE OSCILLATORS

A morse oscillator of high quality. A five position switch selects the desired note and a control the output level. A jack is provided whereby interference can be super-imposed over the morse. Ideal for cadet services training. BRAND NEW. 15/- Complete with valves, (Postage and packing 1/6 extra)

### BUZZER-VALVE TYPE 2

### CLAMPS

The clip with a hundred and one uses—joining metal tubes, anchoring guy wires to stakes, gripping angle iron to circular tubes or poles. Will accommodate up to a 2in. diameter tube. Chrome finish. 2 1/2 x 2 1/2 fixing screws.



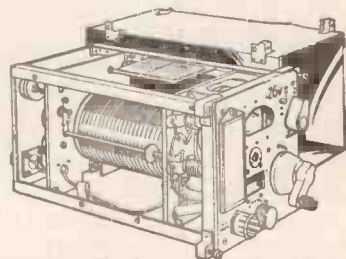
Brand New at 1/- Post 3d.  
Or 6 for 5/- (Post free).

### INTERCOMMUNICATION AMPLIFIERS

Suitable for use with electro-magnetic microphones. Sufficient output for 6 pairs phones. Size 6 1/2in. x 4 1/2in. x 6in. Weight under 5lb. Transit cases supplied. Battery operated 2 v. L.T. 120 v. H.T. and complete with 2 valves. The amplifier incorporates two audio frequency stages consisting of a Class A voltage amplifier and a QPP power amplifier. ONLY 12/6

Or less valves 5/-. Carriage and packing 2/-.

### AERIAL TUNING UNIT 126



This unit will match any transmitter to any longwire antenna. Each unit consists of a continuously tapped coil (usual services roller system) aerial ammeter, revolution counter, and all the necessary ancillary components, including gearing for the drive and revolution counter. The frequency range over which this unit works is from 2.4 mc. to 13 mc. Once set up the tuning can be locked, and in order to prevent damage to the drive system, a clutch is fitted to the tuning handle. A FIRST CLASS UNIT IN BRAND NEW CONDITION, sent in original transit case. PRICE 13/11

Postage and packing, 1/1.

### AUTO TRANSFORMERS 15/9

110 v.—200-230 v. 100 watts. (Postage 9d.).

Terms: Cash with order

### COMPONENT SALE (all items brand new stock)

75 pf AIR DIELECTRIC TRIMMER with single hole fixing—2 1/2in. standard spindle, 10 for 3/6 (Post 9d.)

IGRANIC JACK SOCKETS: This is really an unrepeatable offer 2/- (Post each 3d.)  
Fully insulated. Double pole type—break on inserting plug.

.01 mfd 4000v. TUBULAR CONDENSERS—single end fixing. 3 for 1/6 (Post 6d.)

### R3515 RECEIVER FOR TV IF AMPLIFIER

21-valve radar units with 6 stage 14 MC's. IF strip. Sufficient space on chassis to construct complete TV receiver, excluding EHT valves: one EA50, ten SP61, five EF36, three EBC33, one EF39, and EB34. (See article, May issue "Short Wave Listener".)

BRAND NEW IN TRANSIT CASES, £3:10:0 (Carriage Paid).

### REMOTE CONTROL GROUND STATION

A device for remote control with sensitive relay incorporated. Includes fine precision heavy duty totally enclosed morse key, all components housed in solid wooden case. (Carriage and Packing 1/6). ONLY 5/-

### TAPE AND WIRE RECORDER MOTORS MADE BY B.S.P.

This small induction motor is specially designed for magnetic tape and wire recorders. Absolutely silent in operation and virtually free from vibration. Minimum stray magnetic field for A.C. mains 100-250 volts 50 cycles. Post free. PRICE 38/-



# UNIVERSITY RADIO

Offer Guaranteed Used Equipment at Attractive Prices

Sound Sales 6-watt Amplifier T.C.I., with cone control and D.X.I radio tuner unit. Perfect. As new ..... £24 10 0	Eddystone 640 Communication Receivers. As new ..... £20 0 0	Taylor Signal Gen., model 65b. As new ..... £11 0 0
Portable MSS Post Recorder, battery operated, spring motor, takes 6 and 8in. discs, complete with batteries. Perfect ..... £22 0 0	Hallcrafters S.X.28, complete and perfect ..... £35 0 0	Taylor Model 90a A.C./D.C. Test Meter. As new ..... £10 10 0
Latest Model Columbia Record Player ..... £8 0 0	National H.R.O. Seniors, complete with valves, less coils and power pack. Perfect order and condition ..... £12 0 0	Collaro Record Player, latest model, centre drive, in leather case ..... £8 3 0
Latest Model H.M.V. Record Player ..... £8 0 0	Sound Sales DX plus 1 Tuner Unit, with valves. As new ..... £10 10 0	B.C. 348 Receivers converted for mains. In perfect condition ... £15 0 0
Philips P.C.R.I. Communication Receiver, complete with Philips power pack, 150/250 A.C. Perfect ..... £14 10 0	10-watt Quality Gram. Amplifiers. Output imp. 2-15 ohms., high and low input imp. neg. feedback, separate bass and treble controls ..... £8 15 0	Decca Record Player, latest model. As new ..... £8 0 0
Taylor Model 45 Valve Tester, complete with charts. Perfect... £10 10 0	Ferranti Model 347 Console Superhet, 1949 all-wave. Cost £38. In perfect condition ..... £18 0 0	Garrard RC50 Record Changer. As new ..... £10 0 0
Baker 12in. P.M. Triple Cone Speaker, 15 ohm. As new..... £2 17 6	Grampian 12in. Speaker in special Grampian phase inverter cabinet, 15 ohms ..... £11 0 0	Collaro Bar Type Mixer Changer, A.C. mains. As new £11 0 0
		Floor Console Radiogram Cabinets, walnut finish. A really beautiful job. Three only at 16 mm. Sound on Film Projector by Carpenter. Complete and ready for use ..... £72 10 0

**WE NEED GOOD USED EQUIPMENT URGENTLY. PLEASE SEND, BRING OR PHONE FOR OFFER**

Ventaxia Extractor Fans. As new. 6in., £4/15/0 ; 9in., £5/15/0 ; 12in. .... £6 15 0	G.E.C. Selectest Test Meter. As new ..... £10 10 0	Decalcan Single Record Player, complete and perfect, with built-in amplifier ..... £18 10 0
G.B. L516 16 mm. Sound on Film Projector, complete with speaker, valves, spools, etc., sound or silent, still pic. device, one only, absolutely as new, believed unused, A.C./D.C. 200/250 v. One of the finest projectors we have ever offered ... £100 0 0	Avo Valve Tester, 1948/9, with roller panel. As new ..... £11 10 0	G.E.C. 6-volt Overseas Model Radio, 3 wavebands. As new £14 0 0
Ardente 15-watt Amplifier, A.C. 200/250 v., with gram. player unit, without speakers or mic. As new ..... £22 10 0	Descaphone Inter-com. Units, complete with 4 extensions A.C./D.C. Brand new ..... £12 0 0	Trix 30-watt Amplifier, mic. and gram. inputs, with radio tuner unit. As new ..... £26 10 0
G.B. L516 Silent Projector, 500-watt lighting, 100/250 v. A.C. In new condition and complete ..... £35 0 0	Vitavox Pressure Unit, type N, 20-watt 15 ohms ..... £5 10 0	Radiovision "Commander" Communication Receiver, complete with speaker. As new £32 0 0
Goodmans Axiom 150, latest model. As new ..... £6 0 0	B.P.L. Signal Gen., model R.S. 600. As new ..... £10 10 0	Hambander S.W. Receiver. In new condition ..... £13 0 0
Goodmans Audiom 60, latest model. As new ..... £5 0 0	B.P.L. A.C./D.C. Test Meter. As new ..... £4 0 0	12 v. Mobile Amplifiers by Parmeko, 15 watts output, complete with valves and hand mic. £11 10 0
1949 Ultra All-wave Radio Gram, single player. As new. Cost £68 ..... £37 10 0	Jefferson Travis Walkie Talkie, model UFI. Brand new and complete ..... the pair £20 0 0	Garrard RC65A U/16C A.C./D.C. Mixer Changer. Brand new ..... £21 10 0
1950 B.P.L. Super Ranger, A.C./D.C. test meter, 1,000 o.p.v. As new ..... £12 10 0	Cossor Double Beam Oscillo scope. In good condition and working order ..... £25 0 0	Peto Scott Trophy 8 Communication Receiver, with valves. Perfect ..... £10 0 0
Thrush Resistance Capacity Bridge. As new ..... £6 10 0	B.T.H., Goodmans and Vitavox 12in. Speakers, 15 ohm. As new ..... each £4 0 0	Eddystone 8-valve Battery S.W. Communication Receiver, complete with valves and 4 coils. Perfect ..... £9 10 0
Hunt's Resistance Capacity Bridge, Model CRB. As new... £10 10 0	Magnavox 66 Speaker, mains energised. As new ..... £5 10 0	Evershed Bridge Megger with built-in resistance box, 500 v. Perfect ..... £15 0 0
1154 Transmitters. In perfect condition, with valves ..... £8 10 0	Portogram A.C./D.C. Amplifier, mic. and gram. inputs, built-in speaker with provision for 3 external speakers, 10 watts output. As new ..... £15 0 0	Goodmans Axiom 22. As new... £8 10 0
Precision U.S.A. Series 910 Valve Tester. As new ..... £10 10 0	R208 Receiver. Perfect ..... £10 10 0	Wilkins & Wright Moving Coil Pick-up and Transformer. As new ..... £4 10 0
M.C.R.I., complete. As new. Complete with A.C./D.C. power pack, coils, etc. .... £8 0 0	Taylor A.C./D.C. Test Meter, model 75a. As new ..... £9 10 0	Connoisseur Pick-up with transformer. As new ..... £2 15 0
Ex-W.D. Rotary Convertors, 24 v. D.C. to 230 A.C. 1ph. 50 cy. 100 watts. .... £4 10 0	Taylor Test Meter, model 85a. As new ..... £12 0 0	Tannoy 25-watt Amplifier, type AB/12 A.C.25, complete, two mic. and gram. inputs. As new £18 10 0
Plessey Mixer Auto Changers, A.C. As new ..... £10 10 0	Universal Avo Minor. As new Evershed 500 v. Megger in leather case. Perfect condition Evershed Wee Megger, 500 v. in leather case. As new... £8 10 0	Vortexion Recording Amplifier, model AD47. Complete and as new ..... £25 0 0
Crypton Charger, 200/250 v. A.C., Model FSA 583, 36 cells at 1 amp. As new..... £12 0 0	Ward Rotary Converter, 110 v. D.C. to 230 A.C., 1 ph. 50 cy. 250 watts, with built-in filter. As new ..... £12 10 0	Cossor Impedance Bridge, model 3389. Perfect and as new £16 10 0
	Avo, model 7. As new ..... £13 10 0	Bylock Portable Spray Outfit, complete with gun. In brand new condition..... £6 0 0
	Taylor Windsor Junior A.C./D.C. Test Meter, model 120a. As new ..... £6 0 0	

WE HAVE OTHER EQUIPMENT ARRIVING DAILY !

ALL S.A.E. INQUIRIES WELCOMED.

CASH OR CHEQUE WITH ORDERS. ALL ITEMS LISTED ARE CARRIAGE PAID UP TO 50 MILES.

**22 LISLE STREET, LEICESTER SQUARE, LONDON, W.C.2**

'Phone GERrard 4447 and 8582.

Hours 9 to 6.

Thursdays 9 to 1.

**HIGH FIDELITY AT ANY LEVEL\*\***

A **VENTEX CABINET** fitted with first quality 12 in. L.S will reproduce the full frequency range at all levels. Scientifically designed. Heavily constructed. French Polished in any veneer. from  
**12 gns.**

**OUR COMPENSATOR**, by correcting scale distortion, automatically gives true BASS response from a whisper to full volume. This ensures full enjoyment from your equipment at domestic levels. Suitable for use with all amplifiers. Replaces or can be used with existing volume control. **38/6**  
post paid  
C.W.O

**C. T. CHAPMAN (Reproducers) Ltd.** FLAXman 3217  
RILEY WORKS, RILEY STREET, CHELSEA, S.W.10  
*Daily demonstrations at WEBB'S RADIO*

**RADIOMENDERS LIMITED**  
FOR SPECIAL TRANSFORMERS AND REWINDS

*We specialise in*  
**AMATEURS' WINDINGS, TRANSFORMERS  
ALL TYPES, CHOKES, PICK-UP COILS,  
INSTRUMENT COILS, Etc.**  
Highest workmanship Good Delivery

**RADIOMENDERS, LTD.**  
Television & Radio Apparatus, Transformer & Coilwinders.  
123-5-7 Parchmore Road,  
THORNTON HEATH, SURREY  
LIV 2261. Trade enquiries invited. Established 16 years.

**-towards perfection- POTENTIOMETERS**

**LOWTHER P.M.2 Unit**

fitted with Voigt's Re-matched diaphragm, is the most efficient drive unit, for horn loading.



When used in conjunction with P.W.1 cabinet, it offers at £57 (in the white) a complete loudspeaker system unequalled except by P.M.2 in conjunction with the Voigt Reflector Horn at £80.10.0 (in the white complete) which, as yet, remains unsurpassed.

Further details, please write :-

**THE LOWTHER MANUFACTURING CO.**  
(The Laboratory Production Unit)  
Lowther House, St. Mark's Road,  
Bromley, Kent RAV. 5225



Wire wound and Composition types, Single, Ganged, Tandem Units.  
Characteristics: linear, log, semi-log, non-inductive, etc.

Full details from

**RELIANCE**  
Manufacturing Co. (Southwark) Ltd.  
Sutherland Rd., Higham Hill, Walthamstow E.17  
Telephone: LARKSwood 3245

**CABOT RADIO**

A New Television Pre-amplifier

Model B. Has an effective gain of 10 times, and an extremely high signal/noise ratio. Capable of operating at an input of 5 microV. without showing deterioration of picture quality due to its own generated noise. Uses Mazda 6F1 valve in an up-to-date circuit. Bandwidth 5 mcs. Entirely self-contained, and operates from 200-250 v. A.C. 50 c.p.s. only. Size: App. 4in. cubed. Available for London or Birmingham frequencies from your own dealer.

Price **£5.15.0**  
Including 6F1 valve.

If in difficulty write direct to:

**Cabot Radio Co. Ltd.,**  
28, Bedminster Parade,  
Bristol 3  
Tel: 64314

**THE FIDELIA**

Features include variable selectivity, infinite impedance detector, electronic bass and treble controls, push-pull triode output stage; 3 wavebands 16-50, 190-550 and 1,000-2,000 metres. Audio amplifier response 30-18,000 cycles; bass, treble and volume controls operate on grammo suitable for light weight p.u. Price £21/5/0 Also 'Precision' 5-valve chassis, £12/17/6 2 R.F. feeder, 8 gns.



Guaranteed 12 months  
Data sheets on request

**9 VALVE LUXURY R/GRAM CHASSIS**

**ELECTRO Acoustic DEVELOPMENTS**  
18 Broad Rd., Willingdon,  
Eastbourne, Sussex



**RELAYS AND KEY SWITCHES**



LARGEST EX-GOVT. STOCK  
IN GT. BRITAIN

Types 600-3000 Relays — Siemens High Speed  
Also A.C. 250 volts 50 cycles  
Uniselector Switches, Carbon Insets, Telephone Components, Plugs, Jacks, Handsets, Co-Axial Cables — Government Contractors

**JACK DAVIS (Dept. W.)**  
30 PERCY STREET, LONDON, W.1  
Phones: MUSEum 7960, LANGham 4821



**BARGAINS IN EX-GOVT. AND SURPLUS RADAR RECEIVERS, TRANSMITTERS, TRANSMITTING AND SPECIAL VALVES, AND COMPONENTS.**



**EVERYTHING FOR THE AMATEUR, SERVICEMAN, EXPERIMENTER, RADIO AND TELEVISION CONSTRUCTOR.**

**AERIAL MASTS. BRAND NEW IN WOOD CASES.** 30ft. Ideal for field days, excellent for permanent site. Built in 10 sections, supplied with all guy ropes, base plate, clamps, hooks, etc. Each section is of the finest ash wood, 3ft. 2in. long with metal spigots and sockets. Full assembly data and diagrams supplied. Weight 17lb. complete. AT LAST YOU CAN OBTAIN A REAL MAST AT A REASONABLE PRICE. LASKY'S PRICE 45/-. Carriage 6/- extra.

**AERIAL MASTS. 20FT. TELESCOPIC.** Of heavy gauge metal construction, fully extendable, and locks into position when open. 4 sections. LASKY'S PRICE 27/6. Carriage 6/- extra.

**EX-A.M. TRANSMITTER RECEIVER TYPE TB3.** Battery operated. Supplied with all valves (3 transmitting, 6 receiving). Two meters—one 5 amp., and one 30 mA. Frequency coverage 6-9 Mc/a. Completely enclosed in metal case, size 18in. x 12in. x 9in. Packed in original wood transit case, these sets are in a soiled condition. No guarantee given. LASKY'S PRICE 25/- Carriage 5/- extra.

**L.F. RECEIVERS. BRAND NEW AND UNUSED. IN MAKER'S ORIGINAL CARTONS.** Contains 9 new valves: 4 8F41; 1 EA50; 1 VR78; 3 GV6. Also a host of components, coils, condensers, etc. A motor generator with an input of 24 volts and output of 480 volts. LASKY'S PRICE 19/11. Carriage 3/6 extra.

**V.H.F. RECEIVER UNITS.** These units are partly stripped but contain a wealth of components, resistances, condensers, coils, I.F. transformers, etc. Also 4 valves: 2 EF39, 1 EC333, 1 EC32. Overall dimensions, 10 1/2in. x 7 1/2in. x 6in. LASKY'S PRICE 10/- Carriage 2/6 extra.

**RECEIVER UNITS. Type 153 (45 Mc/a Eye strip).** Contains 4 R.F. stages, detector, Video amplifier and phase inverter. Uses 6 EF50 and 1 EA50. A complete vision receiver. BRAND NEW AND UNUSED. LASKY'S PRICE 67/6, post free. Supplied with full circuit and connecting details.

**CATHODE RAY TUBES, Type VCR97.** Brand new ex-Government. Fully guaranteed. Supplied in sprung wood transit case. Characteristics: Heater, 4 volts, 1 amp. H.T. 2.5 k.v. maximum. Tested before despatch. LASKY'S PRICE 35/- carriage free.

**CIRCUITS STILL AVAILABLE.** 3084A. Price 1/-, post 3d. extra. Conversion details of 3084A to television sound and vision. Price 1/6, post 3d. extra. Full circuit of a television receiver built from Ex-Government equipment. Price 2/- post 3d. extra. LASKY'S PRICE FOR THE SET OF 3 CIRCUITS, 4/6, post free.


**ANTENNA ROD SECTIONS.** Made of steel, heavily copper plated. Each section is 12in. long and any number may be fitted together. LASKY'S PRICE 2/6 per dozen. Post free.

**SPECIAL PURCHASE. OIL FILLED HIGH VOLTAGE CONDENSERS.** 8 MFD. 600 V.W. Size 3 1/2in. x 4 1/2in. x 1 1/2in. Price 5/6 each, plus post. 14 MFD 600 V.W. Size 3 1/2in. x 5in. x 1 1/2in. Price 12/- each, plus post. 10 MFD. 1500 V.W. Size 3 1/2in. x 5 1/2in. x 3 1/2in. Price 16/6 each, plus post. All fitted with stand off insulators and fixing clips.

**ANTENNA RELAY UNIT TYPE CBY/20125. AMERICAN AIR CORPS. BRAND NEW IN MAKER'S CARTON.** Contains a 0.5 m/a Western moving coil meter, also, relay, insulators, 0.75 amp heating element and switch. A 50 pF. 5 Kv. vacuum condenser. In black crackle metal case. LASKY'S PRICE 15/-. Postage 1/6 extra. Soiled price 10/-. Postage 1/6 extra.

**THE VIEWMASTER**

The television set you can build at home from standard parts. London or Midlands Operation. Brilliant high definition black and white picture. Superb reproduction. Uses 9in. or 12in. Cathode Ray Tube. Table or Console Model. Incorporates all the latest developments. Television for the home constructor at its finest. Send to-day for the CONSTRUCTION ENVELOPE, a 32-page booklet crammed with top-rate information and all the necessary data, also 8 full-size working drawings and stage by stage wiring instructions. Model "A" for use in London and Home Counties. Model "B" for use in Sutton Coldfield area. PRICE 5/- per copy, post free. See the View-Master working. Demonstrations every day during transmitting hours. 9in. and 12in. Cathode Ray Tubes in stock for immediate delivery. Manufactured by Muzda, Mulhard, J.E.C., Brimar. PRICES: 9in., £11/6/10, including Tax; 12in., £15/2/5, including Tax. Brimar 12in. aluminium, £16/1/4, including Tax. If you cannot call to collect Cathode Ray Tubes, please enquire for details of our special delivery service. Anywhere in the U.K. fully insured. Complete Price List of Viewmaster Components will be supplied free on request. Full details for building a pre-amplifier for fringe area reception now available, price 1/- per copy. We can supply a single item to a complete kit by return of post. All components in stock. NO WAITING.



**VCR97 SCREEN ENLARGERS.** Latest type plastic oil-filled lenses. Will give a bigger, better, clearer and sharper picture from your 6in. cathode ray tube. LASKY'S PRICE: 1st grade, 29/6. 2nd grade, 25/-. Postage 1/6 per lens extra.

**RUBBER MASKS FOR CATHODE RAY TUBES SPECIAL PURCHASE OF 9in. WHITE MASKS, FINEST QUALITY, Manufacturer's surplus.** LASKY'S PRICE 7/6 plus 1/- post. 6in. Round black. Price 3/6. 12in. Square black. Soiled. Price 12/6. 6in. Square white. Price 7/6. Postage 1/- per mask extra.

**SAFETY GLASS FOR CATHODE RAY TUBES.** 12in. price 4/11 per sheet post 1/- extra; 9in. price 3/6, post 8d. extra; 6in. price 2/6, post 6d. extra.

**RECEIVER UNITS TYPE 25.** New and unused. The Receiver section of the TR.1196. Easily converted to an all-wave receiver. 6 valve superhet. Supplied with 6 brand new valves: 2 EF36; 2 EF39; 1 EK32; 1 EC333. Full details and circuit supplied free with each unit. LASKY'S PRICE, 25/-. Carriage 2/6 ex. Receiver 25/- Soiled. Price 22/6, carriage 2/6. The receiver Type 25, less valves. LASKY'S PRICE 8/6, plus 2/6 carriage.


**RADAR INDICATOR UNITS. BRAND NEW IN ORIGINAL WOOD CASE.** Contains 2 cathode ray tubes, 1 6in. VOR317, and 1 3in. VOR139A. Also the following valves: 3 8P61; 1 6J5; 3 EA50; 1 D1. Dozens of components, including 7 potentiometers, resistances, condensers, etc. Enclosed in metal cabinet, size 12 x 9 x 19in. Weight 40lb. LASKY'S PRICE 89/6. Carriage 7/6 extra.

**CO-AXIAL CABLE. SUITABLE FOR TELEVISION.** Screened, 1in. diam. Price 9d. per yard, post extra. Screened, 1 1/2in. diam. Price 9d. per yard, post extra. Twin balanced feeder. Price 5d. per yard, post extra. Any length cut to your requirements.

**SPECIAL AMERICAN VALVE BARGAIN.** Special high voltage rectifiers type 3B24. Filament 5 v. CT; H.T. 20. Kv. at 60 mA. LASKY'S PRICE, 12/6 each.

**BARGAIN PARCEL FOR PERSONAL SET CONSTRUCTORS.** Contains a miniature button base valveholders, 1 pair Weartite miniature I.F. transformers type M400B, 465 Kc/s, 1 miniature 0005 mfd. two gang tuning condenser, 1 3 1/2in. miniature speaker. LASKY'S PRICE FOR THE PARCEL, 35/- Post Free.

**EX-A.M. COMMUNICATION RECEIVER TYPE R1155.**



Complete kit of parts, including output valve and rectifier for building a power pack and outputstage for the R1155 Receiver as described in the modification instructions. PRICE 55/-. Complete, carriage free. The above power pack and output stage fully assembled in black crackle case, ready for use. PRICE 79/6. Carriage 3/- extra.

**INEXPENSIVE TELEVISION.** Using ex-Government surplus equipment. Data book No. 4. Revised and enlarged edition. PRICE 2/6 PER COPY. POST FREE.

**TYPE 831A.** Special type photo-electric cell and multiplier. BRAND NEW AND FULLY GUARANTEED. LASKY'S PRICE 27/6, postage 1/- extra. MAINS TRANSFORMERS. All 200-250 volts tapped primary.

**BBP/1.** 350-0-350 volts 250 m/a; 6.3 v. 5 a.; 4 v. 3 a.; PRICE 35/- postage 1/6. Also has a 70 volt tapping. This is a heavy duty transformer, with tapped input 100-250 volts.

**CP/1.** 230-0-220 volts 250 m/a. 6.3 v. 5 a.; 5 v. 3 a. PRICE 32/6 post 1/6. Chassis mounting, heavy duty.

**CP/2.** 275-0-275 volts 250 m/a; 6.3 v. 5 a.; 5 v. 3 a. PRICE 37/6, post 1/6. Also has a 60 volt tapping. Upright chassis mounting.

**SBT/10.** 275-0-275 volts 250 m/a., 6.3 v. 5 a., 5 v. 3 a. Price 32/6, post 1/6. Upright chassis mounting.

**MBA/2 MIDGET MAINS TRANSFORMER.** 250-0-250 volts 80 mA., 6.3 v. 3 a. Price 12/6, post 1/- extra. Fitted with voltage adjustment panel.

**MBA/3.** 350-0-350 volts 80 mA., 6.3 v. 3 a.; 5 v. 2 a. Both filament windings are tapped at 4 volts. A robust job excellent for replacement purposes. PRICE 18/-, post 1/6.

**PHOTO ELECTRIC CELLS.** Type VA28. Require 100 volts D.C. or Peak A.C. to function. Price 12/6 each, postage 1/6 extra.

**MIDGET I.F. TRANSFORMERS, 465. Kc/s.** Iron cored. Size: 2 1/2in. high, 1in. wide, 1 1/2in. deep. LASKY'S PRICE 8/6 per pair, postage 6d. extra.

**MINIATURE I.F. TRANSFORMERS. TYPE M400B.** Iron dust cores. Frequency coverage 456-475 Kc/s. Size 1 1/2in. high, 1 x 1 1/2in. LASKY'S PRICE 12/6, per pair. Post 6d. extra.

**CONDENSER BARGAINS. BRAND NEW STOCK, FULLY GUARANTEED. FAMOUS MANUFACTURER'S SURPLUS.** 8 mfd. 500 v.w., 3/- each, 8 for 20/-. Other electrolytic condensers now in stock:

8 x 32 mfd. 450 v.w., at 4/11 each.  
16 x 16 mfd. 450 v.w., at 4/11 each.  
16 x 32 mfd. 350 v.w., at 4/11 each.  
16 x 8 mfd. 500 v.w., at 4/3 each.  
High voltage smoothing condensers .001 mfd. 4 Kv. working. Price 1/6.  
New high voltage T.C.O. Visconol .001 mfd. 6 Kv. working. Price 4/6.

Send a 2d. stamp with your name and address (in block letters please) for a copy of our current stock list giving full details of our Ex-Government Radio, Radar and Surplus equipment. THE LASKY'S RADIO BULLETIN.

**370 HARROW ROAD, PADDINGTON, LONDON, W.9** (Opposite Paddington Hospital)

TELEPHONE: CUNningham 1979. Hours: Mon. to Sat. 9.30 a.m. to 6 p.m. Thurs. half day 1 p.m.

# MORSE CODE TRAINING



There are Candler Morse Code Courses for **BEGINNERS AND OPERATORS**

Send for this Free "BOOK OF FACTS" It gives full details concerning all Courses.

**THE CANDLER SYSTEM CO.**  
(Room 55W), 121 Kingsway, London, W.C.2  
Candler System Co., Denver, Colorado, U.S.A.

**THE POLYTECHNIC**  
309, REGENT STREET, W.1.  
**ELECTRICAL ENGINEERING DEPARTMENT**  
Head of Department:  
W. H. DATE, B.Sc.(Eng.), M.I.E.E.  
**FULL-TIME DAY COURSES** are provided in Electrical and Telecommunications Engineering. The courses, which extend over a period of three to four years, prepare for the Higher National Diploma, and professional examinations and for the B.Sc.(Eng.) Lond. Session 1950-51, begins on September 19th, 1950.  
**EVENING COURSES** in the above subjects and also in Radio and Television Service work commence on Monday, September 25th. The courses prepare for the Ordinary and Higher National Certificates and for the City & Guilds of London Institute examinations. New students will be enrolled on September 20th, 6-8 p.m.  
Prospectuses may be obtained on application to the undersigned. **J. C. JONES,**  
Director of Education.

# INSIST ON



There is a model designed especially for your receiver

Name of your local Agent from:

**METRO PEX LTD.**

38, Gt. Portland Street, London, W.1  
King's Heath STN., Birmingham, 14

**WILLIAMSON OUTPUT TRANSFORMER.** As specified for the Williamson Amplifier described in the April and May 1947 issues of "Wireless World." Partridge with lead outs. £5/4/-, post free. Gardners with terminal panel, £5/6/6, post free.  
**OUTPUT VALVES.** KT86's (Marconi or Osram) matched pairs, 37/8, post free. 6X4's, 6X6's matched pairs, 37/8, post free. Tungarum P27/500's (equivalent to FX25), matched pairs, 46/-, post free. Marconi/Osram FX25's. Matched pairs, 34/-, post free.  
**OUTPUT TRANSFORMERS FOR "QUALITY" REPRODUCTION.** GARDNERS 760. Special high fidelity transformer for single PX4 or FX25 class valve. Primary 3,800 ohms. Secondary 0.2-5/5/7.5/15 ohms. 42/-, post free. OP754. Special high fidelity transformer for two PX4 class valves in push pull. Primary 6,000 ohms, centre tapped. Secondary 0.2-5/5/7.5/15 ohms. 48/9, post free. OP756. Special high fidelity transformer for two FX25 class valves in push pull. Primary 6,000 ohms, centre tapped. Secondary 0.2-5/5/7.5/15 ohms, 41/6, post free.  
**ALUMINIUM CHASSIS,** with reinforced corners, 18 SWG 24in deep. 6in. x 4in. 5/2; 8in. x 6in. 7/-; 10in. x 6in. 9/5; 12in. x 8in. 10/5; 12in. x 9in. 11/-; 16in. x 9in. 12/-; 18in. x 10in. 13/3; 3in. deep. 8in. x 6in. 5/8; 10in. x 8in. 9/8; 12in. x 8in. 10/8; 14in. x 9in. 13/6; 16in. x 10in. 14/3; 18in. x 12in. 17/3.  
**ALUMINIUM SPEAKER FRET,** As used by leading manufacturers. Gold or bronze, 12in. x 12in. 5/3; chrome 12in. x 12in. 3/9. Any other size available to order at 5/3 per sq. foot, plus post and packing. When ordering please state whether you require the longer dimension to be horizontal or vertical.  
**HEADPHONES.** Balanced armature. 900 ohms ideal for crystal sets, 5/9. Browns type "F." High impedance, 30/9.  
**ENAMELLED COPPER WIRE.** 1lb. reels. 16, 17, 18, 19, 20 SWG 2/3; 21 x 22 SWG 2/6; 23 x 24 SWG 2/9; 25, 26, 27 SWG 3/-; 28, 29, 30 SWG 3/2; 32 SWG 3/3; 34, 34, 35 SWG 3/7; 36, 37 SWG 4/-; 38, 39 SWG 4/3; 40 SWG 4/6. **DOUBLE SILK COVERED COPPER WIRE.** 25 SWG 2/3; 26 SWG 2/5; 28 SWG 2/7; 30 SWG 2/9; 32 SWG 3/1; 34 SWG 3/5; 36 SWG 3/7.  
2 oz. Reels. **DENCO POLYSTYRENE SOLUTION.** Ideal for dipping coils. Low loss and damp resisting. 1 oz. bottles, 1/3; 2 oz. bottles, 2/7.  
**MIDGET P.M. LOUDSPEAKERS.** Ocleston 2 1/2in., 3 ohm voice coil, 26/3. Plessey 6in. 3 ohm voice coil, 18/6. Truvox elliptical 6in. x 4in. 2in. deep, 3 ohm voice coil, 19/6.  
**GOODS CAN BE C.W.O. or G.O.D.**

**VALLANCE & DAVIDSON LTD.**  
Dept. W.W.  
144, Briggate, Leeds, 1  
Phone 29428-9

## "You can rely on us"

FOR CLEAN COMPONENTS AT COMPETITIVE PRICES  
IMMEDIATE DISPATCH

### MIDGET COIL-PACKS

These are an ideal miniature Coil-Pack especially suited where space is limited. They consist of iron-cored miniature coils for both Aerial and Oscillator stages, built-in Wavechange switch and midget trimmers. They are intended for an I.F. of 465 Kc/s and I.F. Transformers type RS/GB 465 (12/6d. per pair) are the ideal companions for a trouble-free superhet.

**TYPE "R"**  
MW/LW/GRAM Ranges 200-550 metres. 800-2,000 metres.  
SIZE: Length 2 1/2in. Width 1 1/2in. Depth 1 1/2in.

**TYPE "S"**  
MW/SW/GRAM Ranges 200-550 metres. 17-50 metres.  
SIZE: As Type "R."

**TYPE "C"**  
LW/MW/SW Ranges 800-2,000 metres. 200-550 metres. 17-50 metres.  
SIZE: Length 3 1/2in. Width 1 1/2in. Depth 1 1/2in.  
TYPE "R" and "S" each 25/-. TYPE "C" each 28/6. Post 6d.

All coils enclosed—All iron-dust cores adjustable. Completely wired, only five connections needed to external circuit.

Catalogue with Data, 3d.

## RADIO SERVICING Co.

444, Wandsworth Road, London, S.W.1  
Phone: MACeulay 4155.  
77, 77A, Bus; 28, Tram, Wandsworth Rd. S.R. Station.  
Open till 6.30 p.m.

# BROOKES Crystals



**SPECIALISTS IN ALL TYPES OF CRYSTALS**

Enquiries invited: TYPE "G" B7G BASE

**BROOKES CRYSTALS LTD**  
10 Stockwell St., Greenwich, S.E.10  
Phone: GRE. 1828. Cables: XTALS, LONDON.

## YOU SHOULD HAVE A NEW TAYLOR

We can supply the latest Taylor Test-Equipment, and take your used Equipment in part exchange. Balance by cash or hire purchase. Write, phone or send your gear along for inspection and offer.

**UNIVERSITY RADIO LTD.**  
22 LISLE ST. Tel. GERRARD 4447 & 8582

# TAMSA

## High Quality Tape Recording Components

RECORD HEADS | OSCILLATORS  
PLAYBACK HEADS | AMPLIFIERS  
ERASE HEADS | PRE-AMPLIFIERS  
COMBINED RECORD-PLAYBACK HEADS  
TAPE, Plastic Base, 600ft., 1,200ft., 3,250ft.  
Comprehensive Booklet "Magnetic Tape Recording." Price 5/4 Post Free (G.B.).  
Constructor Envelope: Complete Amplifier Equipment. Price 3/6, postage 3d.  
Write for latest Price List

## AUDIGRAPH LTD.

Dept. MR3, 74, Great Hampton Street, HOCKLEY, BIRMINGHAM, 18

# AMPLIFIERS Quality KIT for HOME CONSTRUCTORS

A complete set of components to construct a 10 watt amplifier including Woden potted mains transformer, 5 valves, 10in. speaker with transformer. Components of the highest quality. No Govt. surplus. Three switched inputs, negative lead back, push-pull output. Price Complete cone control, steel chassis. to the last screw Suitable home or small hall. CASH WITH ORDER **£8 0 0**

# BEETHOVEN LTD

ELECTRIC EQUIPMENT  
Chapel Lane, Sands, High Wycombe Tel: 1152/3



Rate 6/- for 2 lines or less and 3/- for every additional line or part thereof, average lines 6 words. Box Numbers 2 words plus 1/-. (Address replies: box 0000 c/o Wireless World, Dorset House, Stamford St., London, S.E.1.) Trade discount details available on application. No responsibility accepted for errors.

**WARNING**

Readers are warned that Government surplus components which may be offered for sale through our columns carry no manufacturers' guarantee: Many of these components will have been designed for special purposes making them unsuitable for civilian use, or may have deteriorated as a result of the conditions under which they have been stored. We cannot undertake to deal with any complaints regarding any such components purchased.

**NEW RECEIVERS AND AMPLIFIERS**

**UNIVERSAL ELECTRONIC PRODUCTS**, 36, Marylebone High St., London, W.1. Welbeck 4058.

**SPECIALISTS** in the design and manufacture of high fidelity reproducing equipment from 5-100 watts for domestic or industrial purposes. Our new twin channel amplifier (type U.E.57) with independent bass and treble outputs, provides the most satisfactory standard of reproduction we have yet experienced. It is now being demonstrated in our showrooms daily (we close Thursday 1 p.m., Saturday 4.30 p.m.), and we invite those who seek perfection from recorded music to hear this superb instrument. We also offer tuning units or complete chassis designed and constructed to individual requirements.

**HALLICRAFTERS** dual diversity receivers, H complete with power units and loudspeakers; few only available.

**MELROY ADAMS MFG. GROUP, Ltd.**, (Hallicrafters), 46, Greyhound Rd., London, W.6. **12-watt** high quality amplifiers, bass and treble boost; £12/10; lists.—Broadcast & Acoustic Equipment Co., Ltd., Tombland, Norwich. [0067]

**BERNARDS**, makers of television, radio, amplifier equipment, available for early delivery; television time-base chassis and E.H.T. supply combined, 5 valves, completely wired, tested, only new components used; £7/12/8. **BERNARD'S**, 12, Cheverton Rd., Putney, London, S.W.15. Fut. 7538. [0097]

**TRUETONE** amplifiers and tuners built to your requirements by high quality experts, from 5-50w; £5 upwards.—For demonstration, write or phone to: G. Colman, 1, St. Stephen's Gdns., W.C.2. Bay. 3661 after 7 p.m. [5176]

**NEW amplifier** by Midland Radio Coil Products: The Symphonie Seven High Fidelity portable, seven watts of high fidelity reproduction in highly portable form full bass and treble tone controls, 2-stage N.F.B., high gain; price £10/15/6.—For full details of this and other amplifiers and radio feeders address a post card to 19, Newcomen Rd., Wellingborough. [5618]

**BUY** direct from manufacturers; our radio-groom chassis are truly remarkable value; 5-valve all-wave superhet, large fully illuminated glass dial, complete with valves and speaker aerial tested ready for installation; price £12 inclusive, postage paid, 24 sets for illustrated leaflets; trade enquiries invited.—Bayly Bros., 46, Pavilion Drive, Leigh-on-Sea, Essex. [5573]

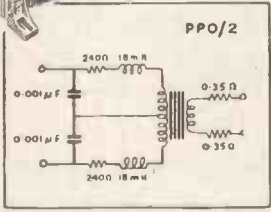

**C.J.R. ELECTRICAL & ELECTRONIC DEVELOPMENT, Ltd.**, Hubert St., Birmingham, 6 (Aston Cross 2440), the Midlands specialist manufacturers of high fidelity sound reproduction equipment, for the world-famous Williamson amplifier and associated accessories including tone control stages, loudspeaker crossover units, distortionless contrast expanders and radio feeders; send for details and prices. [5470]

**TELRAD ELECTRONICS**, 70, Church Rd., Upper Norwood, London, S.E.19.—Designers and manufacturers of Telrad quality amplifiers; established as the most outstanding value in high-quality amplifiers, thanks to faithful reproduction of music at low prices, these unique amplifiers are the first choice of the enthusiast; built to satisfy the discriminating ear; bass and treble independent controls, providing widest possible variation to suit all recordings and varying acoustic properties of one room to another; £18 complete; full details on request.—Write, call or phone Livingstone 4879. [0019]

**CONNOISSEUR'S** receiver, acclaimed by its users as the finest receiver for the enthusiast and the only one with the following facilities: 9-1,500-metre, world-wide results on highly sensitive 10-valve receiver, comparable with any good communication set, or by change of switch, maximum fidelity reception of local stations on non-superhet receiver with high quality 2-224 push-pull amplifier incorporating all refinements, bass and treble tone control (boost to cut), whistle filter and gram input, etc.; basis rebuilt R1155; write for details or call for demonstration. **FEEDER** units as above, for use with external high-quality amplifiers. R1155 specified, receivers repaired and re-aligned, also modified as above, or to your requirements; R1155 circuit and values 2/- post free.—R.T.S., Ltd., 5, Gladstone Rd., Wimbledon, S.W.19. Tel. Lib. 3303. [5544]



*A new standard in*  
**PUSH-PULL**  
OUTPUT PERFORMANCE



**THE** new "PPO" output transformers permit the reproduction of a full A.F. range with minimum distortion. Rating is 12w. for 0.5% harmonic distortion at 50 cycles. Six standard models are available, for accurate matching anode to anode loads of 4,000 ohms to 12,000 ohms. The secondary in each case is brought out in two sections for series or parallel connection to match a 15 ohm or 3.7 ohm load. These standard models are available from stock, other specifications can be wound to special order.

Full details are given in *Technical Data Sheet No. 1*, a copy of which will gladly be sent on request.

**PARTRIDGE**  
**TRANSFORMERS LTD**  
10EBUCK ROAD, KINGSTON BY-PASS  
TOLWORTH SURREY  
Telephone: ELMbridge 6737-8

**NEW RECEIVERS AND AMPLIFIERS**

"**TECHNICALLY** far ahead of any other reproducer is the Williamson Amplifier." A satisfied customer says: "After searching for nearly 3 months and listening to many other so-called quality amplifiers, I have at last found what I want." The R.T.M.C. version of the "Williamson" is the finest product of its kind ever offered to the public; quality of parts and final finish are unsurpassed; we have literally dozens of letters from satisfied customers; if you are a real critic and want the last word in quality reproduction then you must have a "Williamson" amplifier; it is and must be your ultimate choice if you want super quality reproduction; 7-valve model £23/10; 9-valve model with built-in pre-amplifier, £28/10 (covers extra); tuners, etc. supplied; see previous adverts and also "W.W." booklet on the "Williamson" amplifier; write for brochure and photos (3d stamp) to R.T.M.C. (Ealing), Ltd., Laurel House, 141, Little Ealing Lane, W.5. Ealing 6962. [3674]

**RECEIVERS, AMPLIFIERS—SURPLUS AND SECONDHAND**

- A** R88LF, in perfect condition; £30 or offers.—Box 4659. [5572]
- A** R.88 as new, £40 carr. pd.—Bryant, Hook. [5615]
- A** Nr. Haverfordwest, Pems. [5615]
- M** C.R.S., very good condition, complete with power pack; £7.—Box 5062. [5629]
- H** R.O. P.P., spkr., 3 coils, for ham-bands; sacrifice, £20.—Eastwood 55571. [5506]
- R** 1132A receivers, unused, 11 valves, V.H.F., 100-126 mcs, splendid value at 69/6, carr. paid.
- SURPLUS SUPPLIES**, 100, Northbrook St., Newbury, Berks. [5524]
- A** R.88LF, complete speaker and 'phones, excellent condition.—Simpson, 179, Harborne Rd., Birmingham, 15. [5532]
- SOUND SALES H.F.** unit, DX Plus One, perfect condition; £10/10.—Court Bank, Rugeley Rd., Burntwood, Staffs. [5538]
- H** R.O. Lab. line-up, tone control, 9 coils, 2 power packs, matched 8in PM/LS, in cabinet offers over £25.—Box 4700. [5581]
- 20-watt** amplifier with built-in radio unit, mic. and gram input, showroom demonstration model; price £29/10.
- WODEN TRANSFORMER CO. Ltd.**, Moxley Rd., Bilston. [5512]
- WEBSTER** model 78 wire recorder, spare head, osc. coil, drive, 16 reels wire.—Offers to 74, Ilchester Crescent, Bristol, 3. [5553]
- SOUND SALES D.X.** Plus 1 tuner unit, perfect, complete 3 valves; nearest offer £12.—Elmfield, W. Avington, Kingsbridge, Devon. [5495]
- MARCONI** VT500A television set, cost £80, M accept £35; also pre-amp and H aerial.—1,350, Stratford Rd., Birmingham, 28. [5554]
- R** 1155, professionally redesigned and adapted as feeder unit, power pack, perfect order; £10/10.—Mil. 3822, 4, Limes Ave., N.W.7.
- H** R.O. senior with power pack, 4 coils and 10 valves, good condition; offers over £25.—Clarendon Radio, Ltd., Clarendon Rd., W.11.
- ORD-HUME** 30-watt amplifier, 12in and exponential horn Vitavox unit, moving coil microphone; £45.—K. Curwen, Tel. Ekcar 7304.
- R** 1155 receivers, brand new, tested, guaranteed, 10 mcs, cark, in packing.
- Weston's Radio**, Harman's Cross, Corfe Castle, Dorset. [5540]
- BAIRD** television set, screen 13x10, with Bush superhet all-wave radio; all recently overhauled, in handsome cabinet, mirror viewing, nice tube; £30 or near offer.—Tel. Arnold 2523.
- WIRELESS WORLD** A.C.3, in polished aluminium casing, coil valves, phones, power pack; £8; offers for AR.88LF and S-640, as new.—10, Moor Park Rd., Northwood, Middx.
- COMMUNICATION** receiver (radio M.F.G. engineers) 11 valves, 6 wavebands, band spread from 500 kilocycles, 32 megacycles, ear phones, loudspeaker, 230 a.c.—104, St. Leonard's Rd., East Sheen, S.W.14. [5517]
- H** M.V. television, table model, brown polished wood, 1948 superhet, 19-valve, 10in x 8in screen, excellent reproduction and condition; original price £110, now ask £50, including aerial.—Contact Box 5150. [5658A]
- SURPLUS**, unused, 7,550v 2/6 doz. 01 1,000v 3/- doz. 95 500v 3/- doz. 1,500v 3/- doz. 01 mica 3/- doz. 4pf, 20pf 2/- doz. 2mid 500v 9d each; TRF coils 4/9 pair, etc.—Bargain list from: T. G. Howell & Co., 29, McWilliam Rd., Brighton, 7. [5619]
- CAR-RADIO** chassis with valves, speaker and vibrator power pack, less case, 6-volt push-button control, £8; a.c./d.c. and battery superhet TRF chassis from £2 to £4, complete with valves and speaker.—Cook, Old Barn Rd., Christchurch, Hants. [5604]
- COMMUNICATIONS** receivers, HRO Senior Rx's, in good condition, complete, from £12/10, plus carr.; also AR77, BC312, Skyriver 5-10 etc.—State requirements to R. T. & I. Service, 654, Grove Green Rd., London, E.11. Ley. 4986, or Ley. 1830. [0055]
- A** R.88D, excellent condition and absolute peak performance; S-meter fitted, speaker to match, thoroughly overhauled to rigorous standard of performance; was rack-mounted, but could be fitted into cabinet; instruction manual and 3 months' unconditional guarantee; £40 cash, TRF chassis deposit and 12 monthly payments to take further 3 1/2 in pole, 25/-; Cossor Table Television Model 54, 6 1/2 in tube, noise limiter, etc., £22, or terms.—Dee, 1, Rupert St., Reading, Berks. Tel. 61445. [5528]



**RECEIVERS, AMPLIFIERS—SURPLUS AND SECONDHAND**

**M**CMURDO silver communication receiver, fitted S-meter, 540kcs, 60 mcs, 6 wavebands, complete speaker, 110-230 a.c. perfect; £17/10.—Wilson, 144, St. Clements Hill, Norwich. [5574

**NEW DYNAMOS, MOTORS, ETC.**

**B**ATTERY chargers, 4 models 2-6-12v. 1-2-4 amp D.C.; any mains voltage; also larger types special transformers, chokes, test gear, interior car heaters, etc.—The Banner Electrical Co., Ltd., Hoddesdon, Herts. [2212

**J**ANETTE d.c. to a.c. rotary converters, 200/250 volts d.c. input, 200/250 volts, 50 cycles, 1-phase, a.c. output at 300 watts, new, £20; 500 watts, £23; complete with smoothing for television and radio.—Johnson, 319, Kennington Rd., London, S.E.11. Reliance 1412-3.

**A**LL types of rotating electrical machinery up to 20kva available, including rotary converters, rotary transformers, motors, petrol and diesel-engined generating plants, alternators, and d.c. generators. We are also in a position to quote for power transformers; as actual manufacturers we will be glad to quote for any quantity for home or export.

**R**EVOLVING armature alternators, with separate exciter generators, 4-pole ball bearing, 1,500 rpm, output 230v, 50 cycles, 2.25kva, excitation at 24-30v, price £29; ditto, 2-pole, ball bearings, 3,000rpm with 4kva output, £29.

**R**OTARY transformers, input 20v d.c., outputs 6.5v d.c. and 300v d.c. permanent magnet field, 20v; ditto, input 28v d.c. and 1,200v, 70ma d.c. output, energised field, 35v; ditto, input 12v d.c., output 500v, 90ma d.c. energised fields, 55v.

**P**ETROL electric generator plants, comprising a J.A.P. No. 24 single-cyl. engine coupled by vee rope drive to an alternator, giving an output of 230v, 50 cycles, 400 v.a., with screened ignition and filtering on generator, eminently suitable for operating radio sets on farms, etc., price £40; such plants can be supplied with various outputs, a.c. or d.c., for other applications.

**C**HAS. F. WARD, Lordcroft Works, Haverhill, Suffolk. Tel. 253. [10038

**DYNAMOS, MOTORS, ETC.—SURPLUS AND SECONDHAND**

**B**RIMAIN 230v 50 cycles 1½kva petrol generator set, complete with special remote control box for cine projector use; £45, buyer collect.—Reosund, Coleshill Rd., Sutton Coldfield. [5582

**O**VER 50 new, unused and used petrol engines, 4-lighting plants, a.c. and d.c.; all listed are 4-stroke, side-valve, air-cooled, 1-cyl. petrol tank, exhaust; many fitted generator, radio suppressors.

**O**NAN special 100 or 110v/150, 750 watt and 15v 10a d.c., gov. 1,500 r.p.m., self energised, self-start, internal relay, press-button remote control up to 100 yds. 0-10w/meter and var. res. for charging 12v starter batt.; 2 separate silencers, flexible pipe, oil bath type air cleaner; box of spares, tools, large inst. book, cover; superb job, new, unused; £32/10, del.

**O**NAN, 30-38v, 1.25kw d.c., for 24-30v lighting, 1,800 r.p.m., output controlled by throttle, press-button start, stop up to 50 yds. press-button; ammeter auto cut-out, etc.; new, unused, £26, del.; used Onans, £15, as new £18; Briggs & Stratton 1.25hp engine, direct coupled, L.D.C. alternator, 230/50, 500w, 15v, 10a, d.c., 15v, 10a, d.c. pedal starter, light portable tube frame, first-class job, used; £20, del.

**P**LANTS with Villiers latest type engines, 2 & 2.5 hp; any spares from makers; can be converted to run on T.V. oil vaporiser and new carburettor can be supplied before despatch; no charge for fitting; 12-18v, 550-watt, 2hp eng., control box, 50-0-50mc ammeter, cut-out, etc.; leads; spares, tools, inst. book, new, unused, strong job; £20, 9el.

**S**IV 1.260-WATT d.c. Villiers, 2.5hp, 1,800 r.p.m., self-start, charging board with field reg. resistances, m/c. V8 ammeters, cut-out, etc.; heavy lasting job, new, unused; £25, del. used, but new hours, £17/10, del. 220v, 1.260-watt, d.c. Villiers, 2.5hp engine and dynamo by L.D.C. spares, piston, rings, gudgeon pin, gaskets, inst. book, new, unused, or as new; £25, del.

**J**.A.P. 1-2hp engine, coupled to 14/32v gen., 288 watt, ammeter, cut-out, field reg., fuse, used; £10, del.

**H**EAVY duty "Higgs" 15v 400 watt d.c. gen., with local and remote control self-start, control box, m/c ammeter, field reg., fuse-driven 1.2hp J.A.P. 1.2hp engine, coupled to 14/32v gen., 288 horse, push-button start, 15v 300-watt d.c. ammeter, auto cut-out, field reg., used, good condition; £12, del.

**N**EW unused engines, J.A.P., 2a 1.2hp and Winsconsin 375cc; see "W. World" June, p. 76; all the above engines and plants have been run and tested on load; 6v H.D. battery, new, unused, crated, 100 amp hr., £4, del.; 85 amp hr. 70v; del; slightly damaged, perfectly usable, £3, del. EDISWAN 72 amp hr car type terminals, starter batts., £3/10 del.; listed £5; 18-36v, 1.260 watt charging board, easily 10 del. 100v, 1.260 watt self-start, dynamo, field circuit reg. 4, 12a charging circuits, 5 mc ammeters, 1mc v/meter, switches, Snydlock fuses, 5 var. res., 2 cut-outs, steel case, new, crated; £4/15, del.; heavy cable, 12 and 24v lamps.

**N**O lists; please state exact plant or goods interested in; advice certainly; see displayed advt. page 88 for S.T.C. rectifiers.

**P**EARCE, 66, Great Percy St., London, W.C.1. [0014

**NEW LOUDSPEAKERS**

**L**LOUDSPEAKER crossover filters made to any specification, 6, 12, and 18 DB in series, on any frequency; send your requirements for quotation.—Phase-In Speakers, 99, Ash Bank, Bucknall, Stoke-on-Trent. [5559



**HARTLEY-TURNER IS ALWAYS A STEP AHEAD OF THE REST**

We are in a unique position to help you in the matter of microgroove records now released on the British market. Our great experience in meeting the needs of our American customers enables us to give you NOW without waiting a complete microgroove service. The new Hartley-Turner high-fidelity pickup at £2 10s. 0d. (plus purchase tax) has both standard and microgroove sapphires in the price, and our new tone-control pre-amplifier at £6 17s. 6d. not only gives the precise compensation required for microgroove characteristics but sets a new standard of excellence in bass and treble compensation.

Used with our new amplifier and, of course, the Hartley-Turner 215 speaker, you can have record reproduction which will leave you and your friends astonished at what is possible at most reasonable cost.

Illustrated literature on all the above products is free on request.

**H. A. HARTLEY & CO. LTD.**  
152 HAMMERSMITH ROAD  
LONDON, W.6. RIVerside 7387

**We should be sorry**

if our recent advertising of a number of war surplus items had given customers the impression that we handle nothing else.

Only a fraction of our business is in surplus gear; the bulk of our stocks are of new, current goods by the finest manufacturers. We still specialise, as we have done since 1925, in meticulous attention to detail and prompt despatch.

Whilst nobody could truthfully claim to carry every known item in the Radio and Hi-Fi Sound field, we do sincerely believe that our ranges are the most comprehensive in the trade, and we welcome enquiries from home and overseas customers.

**WIRELESS SUPPLIES UNLIMITED**

264-266, Old Christchurch Rd., Bournemouth, Hants.  
Cables: Limitrad, Bournemouth.  
Tel.: Bournemouth 4567.

**NEW LOUDSPEAKERS**

**H**i-Fi reproducer cabinets and playing desks to match; stamp, leaflets.—Cabinetware, 1A, Heyes St., Blackburn. [10090

**LOUDSPEAKERS—SURPLUS AND SECONDHAND**

**H**ARTLEY-Turner 215, as new; £6.—Mil. 3822, 4, Limes Ave., N.W.7. [5602

**V**OIGT light coil speaker, 400v field, domestic corner horn; £30.—Box 4711. [5613

**G**OODMANS reflex cabinet for 12in speaker, £3.—Hume, 77, South Rd., Birmingham, 31. [5621

**V**OIGT H.C. horn with bass chamber; £13 or offer.—Harris, 57, Sellons Ave., London, N.W.10. [5599

**V**OIGT domestic corner horn, white, light coil, twin unit, B.B.C. corrector; £50 or best offer.—Box 4701. [5590

**V**OIGT energised unit with latest light-coil 15-ohm diaphragm, and H.O. horn with bass chamber; offers.—Box 4706. [5598

**A**XION 12, £5; Marconi No. 14 lightweight tick-used for test purposes only.—Morgan, 15, Whitby Rd., Ipswich, Suffolk. [5577

**V**OIGT speaker and unit, almost new, complete with Louther tuner and amplifier; bargain price to enthusiast.—Lang, 290, Euston Rd., N.W.1. [5496

**TRANSMITTING EQUIPMENT**

**B**ENDIX T.R.12D transmitter, power unit, modulator, R1155, power unit; offers.—Box 4625. [5520

**T**R9 transmitter-receivers; these were formerly sold at £6 each, the remaining few to be cleared at 25s; carriage paid.

**T**HE STAMFORD RADIO Co., 199, Stamford St., Ashton-under-Lyme, Lancs. [4795

**B**.C.610 transmitter, with aerial tuner.

**B**.C.614 speech amplifier, coils and drawers, 2 to 10m.c., in wicker case, £150.—Terry, Heatheridge, Walton-on-the-Hill, Surrey. [5566

**T**YPEN Bildschreiber, 24a-32, as new, offers; Marconi sig. gen., T.F.537/1 new condition, with coil, 150-300mc, £30 or near; other coils available.—Payne, 2, Carey Close, Oxford 8649. [5710

**H**ALLICRAFTER transmitters, Type H14E (BC610), complete to makers' latest specification, covering all frequencies from 1mc to 30mc, complete with speech amplifier, connecting cables, etc.; limited quantities only now available.

**P**ANORAMIC adaptor, Type MCA44, British-made, suitable fitment to any good-class communication receiver, in addition to all Halli-crafter models, immediate delivery.

**H**ALLICRAFTER official sole agents in U.K. including service and spare parts.

**M**CLELLY ADAMS MFG. GROUP, Ltd., 46, Greyhound Rd., London, W.6. Tel. Fulham 1802. Cables, Halli-crafter, London. [5212

**NEW TEST EQUIPMENT**

**T**YPE TF 517 signal generators, £30; Salford 106. £15; V/voltmeters, £10; Puttick audio generator, 20w, £12.

**B**EL SOUND PRODUCTS Co., Marlborough Yard, London, N.13. Phone Ar. 5078. [5611

**A** VAILABLE for early delivery, two-beam A switch unit, 6 valves, self-contained power pack, variable switching frequency, provisional price, £10/14/6, enables two separate traces to be obtained on standard oscilloscope.

**B**ERNARDS, 12, Chelverton Rd., Putney, London, S.W.15. Put. 7538. [0098

**O**SCILLOSCOPE and Wobbulator complete, £20; T.B. c/s 10 to 350,000 c/s X and Y plate amplifiers, easy to handle, has outstanding performance, fully guaranteed, immediate delivery with set of leads and booklet, "Oscilloscope Technique"; further details from the manufacturers.—Erskine Laboratories, Ltd., Scabby, Scarborough. [3456

**TEST EQUIPMENT—SURPLUS AND SECONDHAND**

**E**VERSHED 500v bridge megger, kss carrying case; £15.—Box 5064. [5638

**M**eter, perfect, as new; £80; terms if required.—Box 4619. [5505

**P**YE service test rack, perfect; £40 or nearest offer.—Atwev, 39, Englewood Rd., Clapham. [5533

**W**ILL give Taylor sig. gen. for Avo valve tester.—Stokes, 23, Hawthorn Vale, Leeds, 7. [5527

**M**ISSENER Analyst, Avo valve tester, as new; best offer secures.—J. Pennington, 262, Bilton Rd., Rugby. [5560

**E**LLIOT standard voltmeter, type W 560, E calibrated by makers; £12 or nearest offer.—Muir, 1, Templeton Place, S.W.5. [5499

**U**LTRA Mk. II "scope" with 2 spare C.R.T.s, £3/10; batt. operated wavemeter, 100kc/s to 20mc/s, with set spare valves, £4. Wee Megger ex-A.M. in leather case, £4.—Box 4639. [5663

**S**IGNAL generators, Marconi TF144G, £75; T.F.390G, £40; T.F.517E, £40; T.F.517F, £40; Salford 106, £40; Advance B2, £15; oscilloscopes, Cossor 339 D.B., £30; Clough-Brenke, £12/10; freq. meters, G.R.720A, £50; BC221, £12; G.R.720, V.V. Marconi, T.F.428A, £37/10; Valve Tester, Tay-or 45, £12; etc.; list now available.—R. T. and I. Service, 254, Grove Green Rd., London, E.11. Ley. 4986 or Ley. 1830. [0056

**A**UTOMATIC voltage regulators for a.c. mains. 500v Ferranti 7.5kva, moving coil, frequency compensated, undistorted output, wavemeter, tapped to suit any nominal supply between 200 and 250v, 1ph., 45 to 60cps, input voltage may vary from 88% to 108% of nominal, output 100%±½%, complete with voltmeter, spares, handbook, brand new. In original cased paper wrappers and export packing cases. Govt. surplus; offered at a fraction of normal cost; overseas enquiries invited.—P. B. Crawshaw, 166, Plaxmore Way, Letchworth, Herts. [5136



NEW GRAMOPHONE AND SOUND EQUIPMENT

MAGNETIC tape. Emittape type 65 on 1,200ft spool, 25 ft paper tape, 20"; blank recording discs. 12in. d/sided, 4/6; all from stock; full trade terms available.

SOUND DISCS (SUPPLIES), Ltd., 178, Bishopsgate St., Southport, Lancs. Tel. 8153. [5335

INFINITE baffie corner deflectors, scientifically designed, covers the range for 8 to 15in speakers; lists.—Broadcast & Acoustic Equipment Co., Ltd., Tomland, Norwich. [0064

TRANSFORMERS, tone control and loud speaker filter chokes for all "W.W." circuits; special designs promptly made.—R. Clarke, 30, Langland Crescent, St. Stanmore, Middx., Wor. 5321. [5976

TAPE recording panels; a precision panel comprising two motors, high fidelity sound and erase head, high speed capstan of unique design giving tape speeds of 7 1/2in and 15in per sec. suspended between ball races with heavy fly wheel to ensure freedom from wow; no unclamping of tape is necessary for rewinding; panel finished in black crackle, size 14in x 12in. £20

HIGH fidelity tape heads as fitted on our panels, record/playback, £4/10; erase heads, £4/10; standard record/playback, £1/10; erase head, £1/10; osc. coil, 15/-; head to grid transformers, 7/6; circuits supplied with orders; trade inquiries invited. [5000

MORECAMBE SOUND SERVICE, Sealand Works, Cross Cop, Morecambe. Tel. Heysham 570. [0078

GRAMOPHONE AND SOUND EQUIPMENT—SURPLUS AND SECONDHAND

BRIERLEY Ribbon p.u. and 13ks filter, as new.—66, Redhill Drive, Brighton. [5600

BRIERLEY Ribbon pick-up, perfect, uncoupled coupling transformer; £7.—Box 4704. [5593

BRIERLEY ribbon p.u. and transformer, good condition; £6 or offer.—Box 4656. [5569

20-record auto-changer, H.M.V., easily convertible to lightweight P.U.; £15.—Box 5065. [5635

NOVEL Wireway portable recorder, excellent microphone, spare reels, wire; reasonable price.—Details, Box 4705. [5592

RECORDING plant, mass production.—Recording Products, Redhill Aerodrome, Surrey. [5612

ARMOUR magnetic recording wire, one hour's speech, on standard spools in maker's sealed tins; £2/15.—Harris, Strouds, Pangbourne, Berks. [5565

USED ribbon microphones, B.S.R., Ampertite, Dulci, from £3/15 each; assorted input transformers available.—Reosound, Coleshill Rd., Sutton Coldfield. [5583

WIRE recorder; Wireway; unused; comprises motor, spools, heads, gram turntable, crystal p.u. circuit, 110v, 50c/s; £20.—11, Whinfield, Leeds, 6. [5594

MAGNETIC sound recording wire, stainless steel, temporary wooden spools, approx. 1 1/2 hours' running time at 24 rev. per sec.; 14/- per spool.—A. Smart, 40, Grange Rd., Halesowen. [5584

FOR sale, studio model M.S.S. recorder, practically new, complete with amplifier, no microphone; price £125.—Instructional Screen, Ltd., 9, Upper Berkeley St., London, W.1. Tel. Ambassador 2351. [5578

FOR sale, 1948 Fordson van equipped as mobile recording studio, twin Simon recorders, generators, cables, mics., all almost brand new; cost nearly £2,000, offers.—The Repstone Radio Engineering Co., 42, Fourways Rd., Stoke Newington, London, N.16. [5584

AUTOGRAM unit, Collaro, 9in. 10in and 12in mixed, h/f crystal p.u., almost new condn., £12; Wilkins Wright coil p.u., hardly used and transfer, 5gms; W.W. amp., 6v, push pull, 400 ohm feeder (2 strings); 2 x 25 output, auto control, £3.—113, Kingsfield Ave., N. Harrow, Middx., or tel. Man. 4210. [5531

FOR sale, M.S.S. recorder, complete with 25-watt Philips amplifier, Columbia record player, Philips loudspeaker (twin speakers), Philips crystal microphone, Cossor 5-valve radio complete, and set for listening or direct recording; £95; write.—Marriott, 2, Charles Ave., Whitley Bay, Northumberland. [5646

PRESTO compact Model D disc recorder, with m/c/mk, in new condition; offers please. E.B. cutting head, 150, s/h. £5; B.T.H. table m/c, m/c, £4/10 R/K, M/E speaker, 150, £4/10; gun lacquer, suitable for disc coating, 8/6 qt. tin, ex-Service; rack disc recorder, inc. P.B. table, meter, 20-watt amp., 2 x 25 output, pre-amp. etc. traverse gear, working order, £75. SURPLUS SUPPLIES, 100, Northbrook St., Newbury, Berks. [5525

ONE B.S.R. direct disc recording outfit, as new, comprising one B.S.R. disc recorder and one B.S.R. recording amplifier (type P.1), each in leather 20-watt disc instrument case, one Lustraphone microphone, one B.S.R. microphone transformer (type A.T.57), 50 and 600 ohm tappings, one B.S.R. de luxe telescopic microphone stand; £150.—Cohen & Wilks, Ltd., Derby St., Manchester, 8. [5623

NEW COMPONENTS

WIRELESS World televisors. FOR approved components all enquiries should be addressed to the makers, "Handyparts" 226-228, Merton Rd., Wimbledon, S.W.19. Lib. 7461. S.a.e. for replies. [0033

ELECTRONICS.—Write to the firm which specialises in electronic equipment for your requirements in relays, valves, thyristors, photocells, electron multipliers, special c.r.t. image converters, television, velodynes, etc., as well as all components. J. McMILLAN 5, Oakfield Rd., Bristol, 8.

You're SURE to get it at STERN'S ESTABLISHED 25 YEARS

Resistances. A parcel containing 100 popular assorted values for 1 watt, 6/-, or 1 watt, 8/8. Moving Coil Speakers. Well-known manufacturer's surplus all 2/3 ohm and P.M.: 10in, 23/6, 8in, 17/-, (13 ohms 18/9), 6in, 16/8, 5in, 10/-, 2 1/2in, 15/-, 1 1/2in, 8/6. Potentiometers. New Centralab: 2K, 5K, 10K, 25K, 50K, 100K, 1, 1/2 and 2 meg. less switch, 3/6, with switch 6/-; Midget Type 2/6. Midget with switch, 1, 1 and 1 meg., 6/-.

A complete KIT OF PARTS to build our new MIDGET 4-VALVE SUPERHET PERSONAL SET, covering MEDIUM and LONG WAVES and designed for MAINS or BATTERY operation is now available. This 2 Wardband Superhet Receiver is designed to operate on A.C. mains 200/240 volts, or by an "All-Dry" Battery, either method being selected by means of a Rotary Switch. It is so designed that the Mains Section (size 4 1/2in x 1 1/2in x 3 1/2in) is supplied as a separate Kit, which may be added at any time. The kit therefore can be supplied either as an "All Dry" Battery Personal Set, or as a Midget Receiver for Combined Battery/Mains operation.

THE COMPLETE ASSEMBLY INSTRUCTIONS mentioned above can be supplied separately for 1/6.

A Midget T.R.F. Battery Portable "Personal" Kit. A complete Kit of Parts to build a Midget 4-valve All-dry Battery Personal Set. Consists of Regenerative T.R.F. Circuit employing Flat Tuned Frame Aerial, with Denco Iron Dust Cored Coil, thereby ensuring maximum gain for Single-Tuned Stage covering medium Waveband.

Valve Line-up: IT4 (R.F. Ampl.), IT4 (Detector), 185 (1st A.F.), and 384 (output). Includes latest Rola 3in. Moving Coil Speaker, and a Chassis already drilled and shaped. A consumption of only 7 mA. ensures long battery life. The Kit is designed for a cabinet, minimum size 6 1/2in x 4 1/2in x 3in. Detailed Building Instructions, with Practical Layout and Circuit included with Kit make assembly easy.

Price for Complete Kit, £3/18/9 (plus 16/7 P.T.). Suitable unpainted Cabinet 6 1/2in x 4 1/2in x 3in, 12/6. Ever Ready B114 Battery, 9/7. Building Instructions, Circuit, etc., supplied separately, 1/-.

A Complete Kit of Parts to build a Midget "All Dry" Battery Eliminator, giving approx. 60 volts E.T. and 1.4 volt L.T. This Eliminator is suitable for any Personal Set requiring H.T. and L.T. voltages indicated above. The Kit is quite easily and quickly assembled and is housed in a Light Aluminium Case, size 4 1/2in x 1 1/2in x 3 1/2in; it can therefore be accommodated inside most makes of Personal Sets. Price of Complete Kit, £1/17/6.

"Wireless World" Midget A.C. Mains 2-Valve Receiver. We can supply all the components, including valves and M/Coll Speaker to build this set as specified in the March issue at a total cost of £3. Reprint of detailed assembly instructions and circuit supplied separately for 9d.

"Wireless World" Midget A.C. Mains 3-Valve Receiver, covering Long and Medium Wavebands. We can supply all the Components, including Drilled Chassis, Valves, Moving Coil Speaker, etc., to build this Set, as specified in the Feb. issue, at a total cost of £4/5/- including a reprint of the complete Assembly Instructions and Circuit (this is available separately for 9d.).

An attractive Walnut Finished Cabinet is now available for this W/World 3-Valve Set at 21/-, or it can be supplied with a complete Dial and Drive Assembly which includes the latest Station Name Dial and Dial Switchgear, and a Combined Switch/Volume Control to effect very slight modification. Inclusive price, 35/- (Dial and Drive Assembly with Switch/V. Control supplied separately for 14/-).

We can supply all the Components, including Valves, M/Coll Speaker, etc., to build a Midget A.C./D.C. Mains T.R.F. 3-Valve (plus Metal Rectifier) Receiver as designed and specified by a popular Technical Magazine, at a total cost of £4/17/6. A reprint of the assembly instructions, and layout available for 9d.

An Entirely Complete 3-Valve Amplifier Kit of Parts. Operating on A.C. or D.C. Mains 200-250 volts. Has an output of max. 4 watts, with valve line-up 25A6, 6J7 and U81. A 6in. Moving Coil Speaker is supplied. Price, including Wiring Diagrams, 75/- (or less M/Coll Speaker, 65/-).

"ELECTRONIC" VALVE VOLTMEETER. We can supply the COMPLETE KIT OF PARTS, including the Valve, Diode and Meter, etc., to build this instrument, as published in the January issue of "Electronic Engineering", complete with a reprint of the wiring diagram and assembly instructions (supplied separately for 9d.) at a total cost of £3/5/-.

TELEVISION !! The "Viewmaster" Telesior assembly instructions showing Wiring Diagram and Practical Component layout now available for 5/-. We have the specified Components, including the T.C.C.—Bulgin—Morganite—W.B.—Westinghouse—Plessey—Colvern, etc., outfits in stock. Separate Components also available.

"Electron" Telesior. Complete range of specified Components in Stock, instruction and explanatory booklet available for 2/6. \*Send 3d. stamp for our Comprehensive Stock List. When ordering please cover packing and postage.

STERN RADIO LTD., 109 and 115 FLEET STREET, E.C.4

Telephone: Central 5814 and 2280

**SUCCESSFUL SALES!** **SATISFIED CUSTOMERS!**

# Pennine RADIO

THE ALL SEASON SENSATION. ACCLAIMED THE COUNTRY OVER. THE INTIMATE RECEIVER WHICH COMBINES APPEARANCE AND PERFORMANCE. HOUSED IN A BEAUTIFUL WALNUT CABINET. EACH SET FULLY GUARANTEED.

HEIGHT 10", WIDTH 12½", DEPTH 5½"  
4 Valve SUPERHET

THE SET THAT SELLS ITSELF!

UNBEATABLE VALUE £11 9 7 INC. TAX



## "THE ROVER"

SUPPLIED ONLY THROUGH SELECTED WHOLESALERS. ILLUSTRATED LEAFLETS AND ATTRACTIVE DISPLAY CARDS.

## PENNINE AMPLIFIERS

ELLAND YORKS ENGLAND  
TEL. ELLAND 2107



## THE "MAJOR" INSULATION TESTER

Compact and light in weight, this latest addition to the Record family has a Constant Pressure generator of patent design. Ranges up to 500 volts 50 megohms with or without Continuity range of 0/30 ohms are available. Send for leaflet D/b.

THE RECORD ELECTRICAL CO. LTD. BROADHEATH, ALTRINCHAM, CHESHIRE

Phone: Altrincham 3221/3 Grams: "Otracale" Altrincham. London Office: 28 Victoria St., S.W.1. Phone: Abbey 6148

### NEW COMPONENTS

CRYSTAL microphone inserts (Cosmocord free. Mic-6), guaranteed brand new 15/6. post. RADIO-AID, Ltd., 29, Market St., Watford, Tel. Watford 5988. [0036

EHT Transformers, mains transformers, out-put transformers and chokes: open or bolted types; transformers designed to individual specification: singles or in quantity. WILLESDEN TRANSFORMER COMPANY, Ltd., 781, Harrow Rd., N.W.10. Ladbroke 2846. [0075

YOU are bound to try an Osamor "G" Coil-pack eventually and be delighted with the results; why not save time and money now? Send a stamp for free circuits and latest lists of coils, coilpacks, dials, etc. OSMOR RADIO PRODUCTS, Ltd. (Dept. W.C.A.), Borough Hill, Croydon, Surrey. (Tel. Croydon 1220.) [0046

A NEW whistle filter design that really works! Complete elimination of heterodyne whistles is secured with a bandwidth of only 500 c.p.s.; quality is therefore unaffected adjustable 8.5 to 10kc. £3/10.—Full particulars from James Goodenough & Co., 273a, High St., Brentford, Middlesex. [5576

TRANSFORMERS, 450watt autos, 230/110. 20lb 50/-, ditto 1,200watt in metal cases £6/10, l.t. trans. 230v inp, 24v 4.5a out 55/-, rectifier for 18v at 4amp for same 37/6; 1/2" worm-drivesliders, 5 amp 18/6, Rola 8in p.m. spkrs, less trans. 13/6. Lustraphone m.c. mikes 52/-, 2v trickle charger trans. and rect. 12/6; add postage; all goods new. CHAMPION PRODUCTS, 43, Uplands Way, London, N.21. Tel. Lab. 4457. [0100

TELEVISION "Wireless World" s'het television, quality parts for a quality receiver, to specification; mains transformers 98/- and 77/6; chokes, 48/-; line transformers, 42/-; concentric bobbins, blocking trans. 15/-; foot coils, 35/-; P.M. rings, 25/-; and 35/- deflector coils, 35/-; R.F. coil sets, 52/6 and 41/6; R.F. chassis and cans assembled, with V.H. 52/6, complete 98/-; Westhet 4kv pulse EHT kit rectifiers, only 31/-; 6kv inc. cond., complete, 70/-; "W.W." pots from 4/-; whole kit less CRT. only £32.

BEL SOUND PRODUCTS Co., Marlborough Yard, London, N.19. Phone Arc. 5078. [5609

TELEVISION: Bel make all tele coils; Midland EE 18/6, PW 18/6, View/M 18/6, EE pre-amp 3/6 or in kit form, 12/6; special offers: reject 6mm (1/4in) 60m/cs. wound coils and cores. 6/- doz; EE T/base and P/pack chassis, 25/- pair; MW TRF coils, poly formers, iron cores, 7/- pr; unit service; any coils, 1-50µF, wound and measured, 3/6 ea., singly; Mullard "Perrocube" cored coil, losses below any laminated material at RF, hum-free line trans., 4½; 1 deflecting power cut by 30%, inc. EHT unit, 59/6; universal heater trans., 1.4 to 25v in 7 taps, 42/-.

BEL SOUND PRODUCTS Co., Marlborough Yard, London, N.19. Phone rrc. 5078. [5610

54/9 only for the famous Model 30 tuning unit, consisting of 3-waveband Model 30 superhet coil pack, pair I.F. transformers, 2-gang condenser and attractive dial (8in x 6in); each component individually selected pre-aligned, sealed and the whole matched together as a unit; the superhet you build with this unit needs no further adjustment! Or supplied instead with the superb J.B. horizontal spin wheel tuner and dial assembly at 75/6. Full details of these and our other high quality products (coils, IFTs, mains transformers, etc) together with many circuits and constructional tips, contained in the latest edition of the "Home Constructor's Handbook," price 1/6. Mail order office.

SUPACOILS, 98, Greenway Ave., London, E.17.

### COMPONENTS—SURPLUS AND SECONDHAND

#### WALTON'S OF WOLVERHAMPTON!

2-VALVE mine detector amplifiers; a metal chassis approximately 11in x 3½in x 2in and containing all you require for a mains or battery amplifier, including 2 octal valve holders, volume control, inter-valve transformer, 4 mica and paper condensers, 2 ½-watt resistors, valve caps, etc., etc.; all absolutely brand new and contained in the actual sealed box as despatched by the manufacturers; our price for the complete chassis 3/6 ea., or 2 for 6/-, carriage paid. Hurry! Don't wait until it's too late! They cannot last long at this price; send s.a.e. to-day for new lists.

203, STAVELEY Rd., Wolverhampton. [0061  
MAGSLIP hunters, 2in Mk. I; brand new, in tins, 9/6.—K. Logan, Westalley, Hitchin, Herts. [5516

LITTLEWOODS, North London's best selection of radio and television components; pay us a visit or post or phone your enquiries; no lists. LITTLEWOOD & GRUNER, Ltd., 27, Ballards Lane, Finchley, N.3. Fin. 3060. [0055

TO clear, large quantity of components, new stock in maker's cartons, details list available; s.a.e. please.—Smith, 2a, Easterday Road, London, E.17. [0073

TELEPHONE handsets, carbon mike, 4-way lead and plug, latest streamline type, 10/6 plus 9d post, or two for £1 post free; brand new and fully guaranteed.

A.C. GENERATORS, 230v 100w 50cs output, 24v D.C. input, ideal for mobile P.A., etc., £3/15, carr. pd.; unused R.A.F. surplus, tested and guaranteed perfect, in stout case, 15x10x8in, weight 40lb, sleeving, 1½mm black Peribraid, reels of 1 gross yds., 7/6, 2 gross 10/-, 3 gross 12/6, post 6d per gross extra; discount for quantities.

SINGLE P.V.C. hook-up wire, 72 yds. for 5/-, plus 6d post.

FRITH RADIOCRAFT, Ltd., Leicester. [0026



## a useful new handbook

# The Principles of Television Reception

By

A. W. Keen, M.I.R.E., A.M.Brit.I.R.E.

An important new book by a practising electronic research engineer. The entire receiving system is examined stage by stage, complete circuits are given of four up-to-date commercial receivers, and the problems of colour television are fully discussed. It is recommended as a textbook for all examinations which include in their syllabuses the principles of television, and is invaluable to service engineers and technicians generally. With over 200 illustrations. 30/- net

## Pitman

Parker Street, Kingsway, London, W.C.2



### THE "FLUXITE GUNS" AT WORK

"Your radio-gram's acting queer,  
That record whizzed close past my ear  
The changer's gone mad  
But don't worry, lad  
All it needs is more FLUXITE,  
that's clear!"

See that FLUXITE is always by you—in the house—garage—workshop—wherever speedysoldering is needed. Used for over 40 years in Government works and by leading engineers and manufacturers. Of all ironmongers—in tins, 10d., 1/6 and 3/-.

TO CYCLISTS! For stronger wheels that will remain round and true, here's a time tested tip. Tie the spokes where they cross with fine wire and SOLDER. It's simple—with FLUXITE—but IMPORTANT.

The FLUXITE GUN puts FLUXITE where you want it by a simple pressure. Price 2/6, or filled, 3/6.

# FLUXITE SIMPLIFIES ALL SOLDERING

Write for Book on the art of "SOFT" Soldering and for Leaflet on CASE-HARDENING STEEL and TEMPERING TOOLS with FLUXITE. Price 1d. each FLUXITE LTD. (Dept. WW), BERMONDSEY STREET, LONDON, S.E.1.



COMPONENTS—SURPLUS AND SECONDHAND

**RADIO CLEARANCE.** Ltd., 27, Tottenham Court Rd., London, W.1.  
**COMMUNICATION** receivers, B21B, made by Marconi Wireless Telegraph Co., coverage 1/20mc/s (300-15 mtes.) in 4 bands, turret switched coils, 10 $\frac{1}{2}$ in roller dial, calibrated all bands, a 9-valve super with 2-RFs (KTW61's), mixers (X65), 3-IFs (KTW63's), D.B.T. & L.R. (DH63), B.F.O. (KTW63), output KT63, all stages metered, by switching, fitted 230v 50c/s L.T. transformer, but H.T. is required, precision jobs, size 22 $\frac{1}{2}$ ×15×14in, supplied brand new, complete with circuit diagram and individual test reports, but less valves, at £9/19/6, plus 10/- carr.  
 50w **MODULATORS**, complete with power supplies, 0-110v-200/250v, 50c/s, 8 valves, 6C5 into 8C5's push-pull, into push-pull 807's, 3 rectifiers, paper smoothing condensers throughout, jacks for key mike and line, the power unit gives 500v 200ma (d.c. smoothed) and 6.5v 5a in addition to supplying the modulator, complete outfit, with circuit diagram, in metal case (21in rack mounting panel), contained in solid oak with carrying handles, no mod. transformer; £12/10, carr. paid.  
**SUPER** mains transformers, 620-550-375-0-375-550-620v, 250ma may be drawn from inner (375v) taps, and 200ma from either of the outer taps, simultaneously, 5v, 5a, twice is available for the rectifiers, enclosed job, 8 $\frac{1}{2}$ ×6 $\frac{1}{2}$ ×5 $\frac{1}{2}$ in, weight 24lb, by Parmeko, primary, 250v 50c/s, 39/6, carr. paid; super chokes by Parmeko, 10 henries at 650ma, res. 500, 7in×6 $\frac{1}{2}$ in×7in, weight 34lb, fully enclosed, 24/6, carr. paid.  
**PERSONAL** receivers, 3-valve H.T. receivers, using I.T.4's, contained in handsome bakelite case, with lift-up lid, size 7×6 $\frac{1}{2}$ ×5in, with lid closed, plastic carrying handle, frame aerial in lid; these receivers cover the medium waveband and operate from self-contained dry cells; standard types, W435 and 32, output to a pair of lightweight high res. phones, controls 8 and tuning and reaction; opening lid switches on; supplied brand new, with valves, batteries, phones, an ideal set for many purposes, invalids, hosp. patients, etc.; these receivers are not G.O. surplus and are ready to play, £3/19/6, carr. paid; chassis (steel) 5×5 $\frac{1}{2}$ ×11 $\frac{1}{2}$ in, drilled 4-button base holes, 1/9, 5×5×4 1/4in, drilled 7-button base holes, 2/3; All, 17×9 $\frac{1}{2}$ ×2 $\frac{1}{2}$ in, drilled 7 int. oct. and square, open ends, 5/3; E.H.T. trans. 4kv, 1ma, 2v 2at, Pri. 230v, 50c/s, gives approx. 5,500v with usual smoothing, 29/6; smoothing chokes, 5H 200ma 1000 4/11, 6H 200ma 1000! 5/6; electrolytics, 8mi 450v 2/3, 8-+32 450v 2/3 Can 4/-, 16+8 350v Can 3/-, 15-15 450v+20mf 25v Can 4/-, 4/6, 32mf 50v 1/3, 10W2B 2/6, 2P 4W2B 2/6, 50+100mf 350v Can 3/-, 60+100mf 350v Can 3/-, 6+8 double ended Can 450v 3/-, 25/25v 1/3, 25/50v 1/3, 50/25v 1/6, 100mf 12v 1/4, 10/12v 9d, 50mf 15v Can 1/6, 30+30mf 450v+20mf 25v Can 4/5.  
**P.M. SPEAKERS**; 5in, less trans., 9/11, 6 $\frac{1}{2}$ in, less trans., 10/11, 10in, less trans., £2, 50d, 21, outputs trans., 2,000/20, 2,500/20, 2,750/20, 3,000/20, 6,000/20, 7,000/40, all at 3/-; heavy duty, 7,000/20! 3/6; 3 ratios, 7,000/3,500-1,750/40 4/-; switches, standard size, 2P 4W, 5B 2/6, 1P, 10W2B 2/6, 2P 4W2B 2/6, 50+100mf 350v Can 3/-, 60+100mf 350v Can 3/-, 6+8 double ended Can 450v 3/-, 25/25v 1/3, 25/50v 1/3, 50/25v 1/6, 100mf 12v 1/4, 10/12v 9d, 50mf 15v Can 1/6, 30+30mf 450v+20mf 25v Can 4/5.  
**P.M. SPEAKERS**; 5in, less trans., 9/11, 6 $\frac{1}{2}$ in, less trans., 10/11, 10in, less trans., £2, 50d, 21, outputs trans., 2,000/20, 2,500/20, 2,750/20, 3,000/20, 6,000/20, 7,000/40, all at 3/-; heavy duty, 7,000/20! 3/6; 3 ratios, 7,000/3,500-1,750/40 4/-; switches, standard size, 2P 4W, 5B 2/6, 1P, 10W2B 2/6, 2P 4W2B 2/6, 50+100mf 350v Can 3/-, 60+100mf 350v Can 3/-, 6+8 double ended Can 450v 3/-, 25/25v 1/3, 25/50v 1/3, 50/25v 1/6, 100mf 12v 1/4, 10/12v 9d, 50mf 15v Can 1/6, 30+30mf 450v+20mf 25v Can 4/5.  
**P.M. SPEAKERS**; 5in, less trans., 9/11, 6 $\frac{1}{2}$ in, less trans., 10/11, 10in, less trans., £2, 50d, 21, outputs trans., 2,000/20, 2,500/20, 2,750/20, 3,000/20, 6,000/20, 7,000/40, all at 3/-; heavy duty, 7,000/20! 3/6; 3 ratios, 7,000/3,500-1,750/40 4/-; switches, standard size, 2P 4W, 5B 2/6, 1P, 10W2B 2/6, 2P 4W2B 2/6, 50+100mf 350v Can 3/-, 60+100mf 350v Can 3/-, 6+8 double ended Can 450v 3/-, 25/25v 1/3, 25/50v 1/3, 50/25v 1/6, 100mf 12v 1/4, 10/12v 9d, 50mf 15v Can 1/6, 30+30mf 450v+20mf 25v Can 4/5.  
**P.M. SPEAKERS**; 5in, less trans., 9/11, 6 $\frac{1}{2}$ in, less trans., 10/11, 10in, less trans., £2, 50d, 21, outputs trans., 2,000/20, 2,500/20, 2,750/20, 3,000/20, 6,000/20, 7,000/40, all at 3/-; heavy duty, 7,000/20! 3/6; 3 ratios, 7,000/3,500-1,750/40 4/-; switches, standard size, 2P 4W, 5B 2/6, 1P, 10W2B 2/6, 2P 4W2B 2/6, 50+100mf 350v Can 3/-, 60+100mf 350v Can 3/-, 6+8 double ended Can 450v 3/-, 25/25v 1/3, 25/50v 1/3, 50/25v 1/6, 100mf 12v 1/4, 10/12v 9d, 50mf 15v Can 1/6, 30+30mf 450v+20mf 25v Can 4/5.  
**P.M. SPEAKERS**; 5in, less trans., 9/11, 6 $\frac{1}{2}$ in, less trans., 10/11, 10in, less trans., £2, 50d, 21, outputs trans., 2,000/20, 2,500/20, 2,750/20, 3,000/20, 6,000/20, 7,000/40, all at 3/-; heavy duty, 7,000/20! 3/6; 3 ratios, 7,000/3,500-1,750/40 4/-; switches, standard size, 2P 4W, 5B 2/6, 1P, 10W2B 2/6, 2P 4W2B 2/6, 50+100mf 350v Can 3/-, 60+100mf 350v Can 3/-, 6+8 double ended Can 450v 3/-, 25/25v 1/3, 25/50v 1/3, 50/25v 1/6, 100mf 12v 1/4, 10/12v 9d, 50mf 15v Can 1/6, 30+30mf 450v+20mf 25v Can 4/5.  
**P.M. SPEAKERS**; 5in, less trans., 9/11, 6 $\frac{1}{2}$ in, less trans., 10/11, 10in, less trans., £2, 50d, 21, outputs trans., 2,000/20, 2,500/20, 2,750/20, 3,000/20, 6,000/20, 7,000/40, all at 3/-; heavy duty, 7,000/20! 3/6; 3 ratios, 7,000/3,500-1,750/40 4/-; switches, standard size, 2P 4W, 5B 2/6, 1P, 10W2B 2/6, 2P 4W2B 2/6, 50+100mf 350v Can 3/-, 60+100mf 350v Can 3/-, 6+8 double ended Can 450v 3/-, 25/25v 1/3, 25/50v 1/3, 50/25v 1/6, 100mf 12v 1/4, 10/12v 9d, 50mf 15v Can 1/6, 30+30mf 450v+20mf 25v Can 4/5.  
**P.M. SPEAKERS**; 5in, less trans., 9/11, 6 $\frac{1}{2}$ in, less trans., 10/11, 10in, less trans., £2, 50d, 21, outputs trans., 2,000/20, 2,500/20, 2,750/20, 3,000/20, 6,000/20, 7,000/40, all at 3/-; heavy duty, 7,000/20! 3/6; 3 ratios, 7,000/3,500-1,750/40 4/-; switches, standard size, 2P 4W, 5B 2/6, 1P, 10W2B 2/6, 2P 4W2B 2/6, 50+100mf 350v Can 3/-, 60+100mf 350v Can 3/-, 6+8 double ended Can 450v 3/-, 25/25v 1/3, 25/50v 1/3, 50/25v 1/6, 100mf 12v 1/4, 10/12v 9d, 50mf 15v Can 1/6, 30+30mf 450v+20mf 25v Can 4/5.  
**P.M. SPEAKERS**; 5in, less trans., 9/11, 6 $\frac{1}{2}$ in, less trans., 10/11, 10in, less trans., £2, 50d, 21, outputs trans., 2,000/20, 2,500/20, 2,750/20, 3,000/20, 6,000/20, 7,000/40, all at 3/-; heavy duty, 7,000/20! 3/6; 3 ratios, 7,000/3,500-1,750/40 4/-; switches, standard size, 2P 4W, 5B 2/6, 1P, 10W2B 2/6, 2P 4W2B 2/6, 50+100mf 350v Can 3/-, 60+100mf 350v Can 3/-, 6+8 double ended Can 450v 3/-, 25/25v 1/3, 25/50v 1/3, 50/25v 1/6, 100mf 12v 1/4, 10/12v 9d, 50mf 15v Can 1/6, 30+30mf 450v+20mf 25v Can 4/5.  
**P.M. SPEAKERS**; 5in, less trans., 9/11, 6 $\frac{1}{2}$ in, less trans., 10/11, 10in, less trans., £2, 50d, 21, outputs trans., 2,000/20, 2,500/20, 2,750/20, 3,000/20, 6,000/20, 7,000/40, all at 3/-; heavy duty, 7,000/20! 3/6; 3 ratios, 7,000/3,500-1,750/40 4/-; switches, standard size, 2P 4W, 5B 2/6, 1P, 10W2B 2/6, 2P 4W2B 2/6, 50+100mf 350v Can 3/-, 60+100mf 350v Can 3/-, 6+8 double ended Can 450v 3/-, 25/25v 1/3, 25/50v 1/3, 50/25v 1/6, 100mf 12v 1/4, 10/12v 9d, 50mf 15v Can 1/6, 30+30mf 450v+20mf 25v Can 4/5.  
**P.M. SPEAKERS**; 5in, less trans., 9/11, 6 $\frac{1}{2}$ in, less trans., 10/11, 10in, less trans., £2, 50d, 21, outputs trans., 2,000/20, 2,500/20, 2,750/20, 3,000/20, 6,000/20, 7,000/40, all at 3/-; heavy duty, 7,000/20! 3/6; 3 ratios, 7,000/3,500-1,750/40 4/-; switches, standard size, 2P 4W, 5B 2/6, 1P, 10W2B 2/6, 2P 4W2B 2/6, 50+100mf 350v Can 3/-, 60+100mf 350v Can 3/-, 6+8 double ended Can 450v 3/-, 25/25v 1/3, 25/50v 1/3, 50/25v 1/6, 100mf 12v 1/4, 10/12v 9d, 50mf 15v Can 1/6, 30+30mf 450v+20mf 25v Can 4/5.  
**P.M. SPEAKERS**; 5in, less trans., 9/11, 6 $\frac{1}{2}$ in, less trans., 10/11, 10in, less trans., £2, 50d, 21, outputs trans., 2,000/20, 2,500/20, 2,750/20, 3,000/20, 6,000/20, 7,000/40, all at 3/-; heavy duty, 7,000/20! 3/6; 3 ratios, 7,000/3,500-1,750/40 4/-; switches, standard size, 2P 4W, 5B 2/6, 1P, 10W2B 2/6, 2P 4W2B 2/6, 50+100mf 350v Can 3/-, 60+100mf 350v Can 3/-, 6+8 double ended Can 450v 3/-, 25/25v 1/3, 25/50v 1/3, 50/25v 1/6, 100mf 12v 1/4, 10/12v 9d, 50mf 15v Can 1/6, 30+30mf 450v+20mf 25v Can 4/5.  
**P.M. SPEAKERS**; 5in, less trans., 9/11, 6 $\frac{1}{2}$ in, less trans., 10/11, 10in, less trans., £2, 50d, 21, outputs trans., 2,000/20, 2,500/20, 2,750/20, 3,000/20, 6,000/20, 7,000/40, all at 3/-; heavy duty, 7,000/20! 3/6; 3 ratios, 7,000/3,500-1,750/40 4/-; switches, standard size, 2P 4W, 5B 2/6, 1P, 10W2B 2/6, 2P 4W2B 2/6, 50+100mf 350v Can 3/-, 60+100mf 350v Can 3/-, 6+8 double ended Can 450v 3/-, 25/25v 1/3, 25/50v 1/3, 50/25v 1/6, 100mf 12v 1/4, 10/12v 9d, 50mf 15v Can 1/6, 30+30mf 450v+20mf 25v Can 4/5.  
**P.M. SPEAKERS**; 5in, less trans., 9/11, 6 $\frac{1}{2}$ in, less trans., 10/11, 10in, less trans., £2, 50d, 21, outputs trans., 2,000/20, 2,500/20, 2,750/20, 3,000/20, 6,000/20, 7,000/40, all at 3/-; heavy duty, 7,000/20! 3/6; 3 ratios, 7,000/3,500-1,750/40 4/-; switches, standard size, 2P 4W, 5B 2/6, 1P, 10W2B 2/6, 2P 4W2B 2/6, 50+100mf 350v Can 3/-, 60+100mf 350v Can 3/-, 6+8 double ended Can 450v 3/-, 25/25v 1/3, 25/50v 1/3, 50/25v 1/6, 100mf 12v 1/4, 10/12v 9d, 50mf 15v Can 1/6, 30+30mf 450v+20mf 25v Can 4/5.  
**P.M. SPEAKERS**; 5in, less trans., 9/11, 6 $\frac{1}{2}$ in, less trans., 10/11, 10in, less trans., £2, 50d, 21, outputs trans., 2,000/20, 2,500/20, 2,750/20, 3,000/20, 6,000/20, 7,000/40, all at 3/-; heavy duty, 7,000/20! 3/6; 3 ratios, 7,000/3,500-1,750/40 4/-; switches, standard size, 2P 4W, 5B 2/6, 1P, 10W2B 2/6, 2P 4W2B 2/6, 50+100mf 350v Can 3/-, 60+100mf 350v Can 3/-, 6+8 double ended Can 450v 3/-, 25/25v 1/3, 25/50v 1/3, 50/25v 1/6, 100mf 12v 1/4, 10/12v 9d, 50mf 15v Can 1/6, 30+30mf 450v+20mf 25v Can 4/5.  
**P.M. SPEAKERS**; 5in, less trans., 9/11, 6 $\frac{1}{2}$ in, less trans., 10/11, 10in, less trans., £2, 50d, 21, outputs trans., 2,000/20, 2,500/20, 2,750/20, 3,000/20, 6,000/20, 7,000/40, all at 3/-; heavy duty, 7,000/20! 3/6; 3 ratios, 7,000/3,500-1,750/40 4/-; switches, standard size, 2P 4W, 5B 2/6, 1P, 10W2B 2/6, 2P 4W2B 2/6, 50+100mf 350v Can 3/-, 60+100mf 350v Can 3/-, 6+8 double ended Can 450v 3/-, 25/25v 1/3, 25/50v 1/3, 50/25v 1/6, 100mf 12v 1/4, 10/12v 9d, 50mf 15v Can 1/6, 30+30mf 450v+20mf 25v Can 4/5.  
**P.M. SPEAKERS**; 5in, less trans., 9/11, 6 $\frac{1}{2}$ in, less trans., 10/11, 10in, less trans., £2, 50d, 21, outputs trans., 2,000/20, 2,500/20, 2,750/20, 3,000/20, 6,000/20, 7,000/40, all at 3/-; heavy duty, 7,000/20! 3/6; 3 ratios, 7,000/3,500-1,750/40 4/-; switches, standard size, 2P 4W, 5B 2/6, 1P, 10W2B 2/6, 2P 4W2B 2/6, 50+100mf 350v Can 3/-, 60+100mf 350v Can 3/-, 6+8 double ended Can 450v 3/-, 25/25v 1/3, 25/50v 1/3, 50/25v 1/6, 100mf 12v 1/4, 10/12v 9d, 50mf 15v Can 1/6, 30+30mf 450v+20mf 25v Can 4/5.  
**P.M. SPEAKERS**; 5in, less trans., 9/11, 6 $\frac{1}{2}$ in, less trans., 10/11, 10in, less trans., £2, 50d, 21, outputs trans., 2,000/20, 2,500/20, 2,750/20, 3,000/20, 6,000/20, 7,000/40, all at 3/-; heavy duty, 7,000/20! 3/6; 3 ratios, 7,000/3,500-1,750/40 4/-; switches, standard size, 2P 4W, 5B 2/6, 1P, 10W2B 2/6, 2P 4W2B 2/6, 50+100mf 350v Can 3/-, 60+100mf 350v Can 3/-, 6+8 double ended Can 450v 3/-, 25/25v 1/3, 25/50v 1/3, 50/25v 1/6, 100mf 12v 1/4, 10/12v 9d, 50mf 15v Can 1/6, 30+30mf 450v+20mf 25v Can 4/5.  
**P.M. SPEAKERS**; 5in, less trans., 9/11, 6 $\frac{1}{2}$ in, less trans., 10/11, 10in, less trans., £2, 50d, 21, outputs trans., 2,000/20, 2,500/20, 2,750/20, 3,000/20, 6,000/20, 7,000/40, all at 3/-; heavy duty, 7,000/20! 3/6; 3 ratios, 7,000/3,500-1,750/40 4/-; switches, standard size, 2P 4W, 5B 2/6, 1P, 10W2B 2/6, 2P 4W2B 2/6, 50+100mf 350v Can 3/-, 60+100mf 350v Can 3/-, 6+8 double ended Can 450v 3/-, 25/25v 1/3, 25/50v 1/3, 50/25v 1/6, 100mf 12v 1/4, 10/12v 9d, 50mf 15v Can 1/6, 30+30mf 450v+20mf 25v Can 4/5.  
**P.M. SPEAKERS**; 5in, less trans., 9/11, 6 $\frac{1}{2}$ in, less trans., 10/11, 10in, less trans., £2, 50d, 21, outputs trans., 2,000/20, 2,500/20, 2,750/20, 3,000/20, 6,000/20, 7,000/40, all at 3/-; heavy duty, 7,000/20! 3/6; 3 ratios, 7,000/3,500-1,750/40 4/-; switches, standard size, 2P 4W, 5B 2/6, 1P, 10W2B 2/6, 2P 4W2B 2/6, 50+100mf 350v Can 3/-, 60+100mf 350v Can 3/-, 6+8 double ended Can 450v 3/-, 25/25v 1/3, 25/50v 1/3, 50/25v 1/6, 100mf 12v 1/4, 10/12v 9d, 50mf 15v Can 1/6, 30+30mf 450v+20mf 25v Can 4/5.  
**P.M. SPEAKERS**; 5in, less trans., 9/11, 6 $\frac{1}{2}$ in, less trans., 10/11, 10in, less trans., £2, 50d, 21, outputs trans., 2,000/20, 2,500/20, 2,750/20, 3,000/20, 6,000/20, 7,000/40, all at 3/-; heavy duty, 7,000/20! 3/6; 3 ratios, 7,000/3,500-1,750/40 4/-; switches, standard size, 2P 4W, 5B 2/6, 1P, 10W2B 2/6, 2P 4W2B 2/6, 50+100mf 350v Can 3/-, 60+100mf 350v Can 3/-, 6+8 double ended Can 450v 3/-, 25/25v 1/3, 25/50v 1/3, 50/25v 1/6, 100mf 12v 1/4, 10/12v 9d, 50mf 15v Can 1/6, 30+30mf 450v+20mf 25v Can 4/5.  
**P.M. SPEAKERS**; 5in, less trans., 9/11, 6 $\frac{1}{2}$ in, less trans., 10/11, 10in, less trans., £2, 50d, 21, outputs trans., 2,000/20, 2,500/20, 2,750/20, 3,000/20, 6,000/20, 7,000/40, all at 3/-; heavy duty, 7,000/20! 3/6; 3 ratios, 7,000/3,500-1,750/40 4/-; switches, standard size, 2P 4W, 5B 2/6, 1P, 10W2B 2/6, 2P 4W2B 2/6, 50+100mf 350v Can 3/-, 60+100mf 350v Can 3/-, 6+8 double ended Can 450v 3/-, 25/25v 1/3, 25/50v 1/3, 50/25v 1/6, 100mf 12v 1/4, 10/12v 9d, 50mf 15v Can 1/6, 30+30mf 450v+20mf 25v Can 4/5.  
**P.M. SPEAKERS**; 5in, less trans., 9/11, 6 $\frac{1}{2}$ in, less trans., 10/11, 10in, less trans., £2, 50d, 21, outputs trans., 2,000/20, 2,500/20, 2,750/20, 3,000/20, 6,000/20, 7,000/40, all at 3/-; heavy duty, 7,000/20! 3/6; 3 ratios, 7,000/3,500-1,750/40 4/-; switches, standard size, 2P 4W, 5B 2/6, 1P, 10W2B 2/6, 2P 4W2B 2/6, 50+100mf 350v Can 3/-, 60+100mf 350v Can 3/-, 6+8 double ended Can 450v 3/-, 25/25v 1/3, 25/50v 1/3, 50/25v 1/6, 100mf 12v 1/4, 10/12v 9d, 50mf 15v Can 1/6, 30+30mf 450v+20mf 25v Can 4/5.  
**P.M. SPEAKERS**; 5in, less trans., 9/11, 6 $\frac{1}{2}$ in, less trans., 10/11, 10in, less trans., £2, 50d, 21, outputs trans., 2,000/20, 2,500/20, 2,750/20, 3,000/20, 6,000/20, 7,000/40, all at 3/-; heavy duty, 7,000/20! 3/6; 3 ratios, 7,000/3,500-1,750/40 4/-; switches, standard size, 2P 4W, 5B 2/6, 1P, 10W2B 2/6, 2P 4W2B 2/6, 50+100mf 350v Can 3/-, 60+100mf 350v Can 3/-, 6+8 double ended Can 450v 3/-, 25/25v 1/3, 25/50v 1/3, 50/25v 1/6, 100mf 12v 1/4, 10/12v 9d, 50mf 15v Can 1/6, 30+30mf 450v+20mf 25v Can 4/5.  
**P.M. SPEAKERS**; 5in, less trans., 9/11, 6 $\frac{1}{2}$ in, less trans., 10/11, 10in, less trans., £2, 50d, 21, outputs trans., 2,000/20, 2,500/20, 2,750/20, 3,000/20, 6,000/20, 7,000/40, all at 3/-; heavy duty, 7,000/20! 3/6; 3 ratios, 7,000/3,500-1,750/40 4/-; switches, standard size, 2P 4W, 5B 2/6, 1P, 10W2B 2/6, 2P 4W2B 2/6, 50+100mf 350v Can 3/-, 60+100mf 350v Can 3/-, 6+8 double ended Can 450v 3/-, 25/25v 1/3, 25/50v 1/3, 50/25v 1/6, 100mf 12v 1/4, 10/12v 9d, 50mf 15v Can 1/6, 30+30mf 450v+20mf 25v Can 4/5.  
**P.M. SPEAKERS**; 5in, less trans., 9/11, 6 $\frac{1}{2}$ in, less trans., 10/11, 10in, less trans., £2, 50d, 21, outputs trans., 2,000/20, 2,500/20, 2,750/20, 3,000/20, 6,000/20, 7,000/40, all at 3/-; heavy duty, 7,000/20! 3/6; 3 ratios, 7,000/3,500-1,750/40 4/-; switches, standard size, 2P 4W, 5B 2/6, 1P, 10W2B 2/6, 2P 4W2B 2/6, 50+100mf 350v Can 3/-, 60+100mf 350v Can 3/-, 6+8 double ended Can 450v 3/-, 25/25v 1/3, 25/50v 1/3, 50/25v 1/6, 100mf 12v 1/4, 10/12v 9d, 50mf 15v Can 1/6, 30+30mf 450v+20mf 25v Can 4/5.  
**P.M. SPEAKERS**; 5in, less trans., 9/11, 6 $\frac{1}{2}$ in, less trans., 10/11, 10in, less trans., £2, 50d, 21, outputs trans., 2,000/20, 2,500/20, 2,750/20, 3,000/20, 6,000/20, 7,000/40, all at 3/-; heavy duty, 7,000/20! 3/6; 3 ratios, 7,000/3,500-1,750/40 4/-; switches, standard size, 2P 4W, 5B 2/6, 1P, 10W2B 2/6, 2P 4W2B 2/6, 50+100mf 350v Can 3/-, 60+100mf 350v Can 3/-, 6+8 double ended Can 450v 3/-, 25/25v 1/3, 25/50v 1/3, 50/25v 1/6, 100mf 12v 1/4, 10/12v 9d, 50mf 15v Can 1/6, 30+30mf 450v+20mf 25v Can 4/5.  
**P.M. SPEAKERS**; 5in, less trans., 9/11, 6 $\frac{1}{2}$ in, less trans., 10/11, 10in, less trans., £2, 50d, 21, outputs trans., 2,000/20, 2,500/20, 2,750/20, 3,000/20, 6,000/20, 7,000/40, all at 3/-; heavy duty, 7,000/20! 3/6; 3 ratios, 7,000/3,500-1,750/40 4/-; switches, standard size, 2P 4W, 5B 2/6, 1P, 10W2B 2/6, 2P 4W2B 2/6, 50+100mf 350v Can 3/-, 60+100mf 350v Can 3/-, 6+8 double ended Can 450v 3/-, 25/25v 1/3, 25/50v 1/3, 50/25v 1/6, 100mf 12v 1/4, 10/12v 9d, 50mf 15v Can 1/6, 30+30mf 450v+20mf 25v Can 4/5.  
**P.M. SPEAKERS**; 5in, less trans., 9/11, 6 $\frac{1}{2}$ in, less trans., 10/11, 10in, less trans., £2, 50d, 21, outputs trans., 2,000/20, 2,500/20, 2,750/20, 3,000/20, 6,000/20, 7,000/40, all at 3/-; heavy duty, 7,000/20! 3/6; 3 ratios, 7,000/3,500-1,750/40 4/-; switches, standard size, 2P 4W, 5B 2/6, 1P, 10W2B 2/6, 2P 4W2B 2/6, 50+100mf 350v Can 3/-, 60+100mf 350v Can 3/-, 6+8 double ended Can 450v 3/-, 25/25v 1/3, 25/50v 1/3, 50/25v 1/6, 100mf 12v 1/4, 10/12v 9d, 50mf 15v Can 1/6, 30+30mf 450v+20mf 25v Can

## SPECIAL BARGAINS

Govt. Surplus, Manufacturers' Surplus & Bankrupt Stocks.

We can offer for immediate delivery

Resistors 1/8, 1/4, 1/2, 1 & 3 Watt. ALL VALUES

16 Foot Sectional Aerial in Canvas Carrying Bag

Magnifying Lens.  
Rubber Mask.  
Burgoyne Solder Guns.  
Bakelite Accumulators. Ex Govt. S.W.  
Condensers. All Types.  
Meters.  
Switches. Toggle and Yaxley.  
Headphones. L/R and H/R.  
Vibrators, 6 and 12V.  
Speakers. All Types.  
Volume Controls.  
Output Transformers.  
Chokes.

Receivers. R155, 1355 and 184 brand new in original cases. Dinghy Radio Transmitter SCR 578

Your enquiries are invited.

Wholesale and Export only

Please enquire for our 12-Page Bulletin.

## RADIO MERCHANDISE Co. Ltd.

65, Farringdon Road, London, E.C.1.

Telephone: Holborn 6377

## BRASS, COPPER, DURAL, ALUMINIUM, BRONZE

ROD, BAR, SHEET, TUBE, STRIP, WIRE.

3,000 STANDARD STOCK SIZES

No Quantity too Small List on application

London: H.R.C. LLET & Co., Ltd. Liverpool: 6, Chesham Place, S.W.1. Kirkby Estate, SLOane 3463 SIMONSWOOD 3271/3

## THE NEW SPENCER-WEST TYPE AC/3 TELEVISION PRE-AMPLIFIER.



"Unquestionably the best TELEVISION Pre-Amplifier, as a consideration of the specification and a trial will prove."

### Circuit Specification.

● Two triode stages ensuring low "noise."  
● 1st stage neutralized, 2nd stage operating as a low impedance load for the neutralized stage, thereby still further reducing the "noise," without sacrifice of gain. ● Self-contained power supply to suit 200-250V. A.C. mains. ● Balanced and unbalanced socket connections to suit all receivers. ● Gain 16.5 db at full bandwidth. Noise factor, 6-8 db compared with normal pentode valves. ● An improved performance is guaranteed. Types AC/3L (London) and AC/3B (Birmingham). Price 10 gns. complete. Further particulars on request.

Spencer-West, Quay Wks., Gt. Yarmouth, N°1K

## COMPONENTS—SURPLUS AND SECONDHAND

COPPER screening cans, 2½in X 1½in, for sale cheap, chassis mount; large quantity, suitable all radio television components; sample on request.—Wilno Products, 222, Gorbals St., Glasgow. 15640  
NEW silver mica condensers, 30, 47, 58, 60, 120, 140, 150, 200, 470, 500, 1900, 3000, 4000, 4700, 5000 pf, 2/6 doz, 22/6 gross including postage, any values; mail orders only. I. A. DUCK, 97, Belgrave Rd., Ilford, Essex.

CAMBRIDGE vacuo-junctions, rated 5ma, max 10ma output, 6.2my 5/-; one hundred assorted pfs, and resistors 50/50 ¼ to 2watt 7/6 multi-coloured, tex. rubber, 5-core, 12 yds 6/-, 100 yds 17/6; 40mfd 50v cond, 4/6 dozen. PASSINGHAM, 95, North St., Keighley. 10002

SUPREME RADIO, 746b, Romford Rd., Manor Park, London, E.12. Tel. III, 1260. Est. 16 yrs.—2mfd 350v TUB; cardboard cond. 6d ea.; also 4mfd 450v cond, 6d ea.; 4mfd screw base metal cond. 350v 6d ea.; or, 4mfd 550v metal screw base 1/- ea.; 8mfd cardboard tub: 450v 1/6 ea., 8+8mfd 450v metal tubular cond. 2/- ea., 8+16mfd 450v metal can cond. 2/3 ea.; 16+16mfd 450v cardboard cond. 2/9 ea.; 16mfd drylytic cond. 350v, small can, 1/9 ea.; 1/9 ea. metal or cardboard 50mfd 50v or 25mfd 25v conds. 1/- ea.; also 50mfd 12v or 10mfd 25v metal 1/- ea.; or 11/- doz., or ass. doz.; 12mfd 50v screw base metal cond. 6d ea.

3meg vol. controls, carbon 7½d ea., 1meg carbon vol. controls 1/- ea.; 35kΩ vol. cont. 1/8 ea., 100kΩ vol. cont. with s/p switch carbon 2/6 ea.; 0.25mΩ vol. cont., less switch, 2/- ea.; both long spindle; noise suppressor units consisting of 2.0.1mfd cond. and iron cored choke 6d ea., 5/- doz.; fly-back type line trans., with provision for EY valve, 22/6 ea.

MAINS Trans., fully shrouded, 350-0-350v 80 m/a, 4v 4amp and 4v 2amp tapped primary 14/11 ea.; E.E. mains trans. 350-0-350v, 250 m/a with all L.T. windings and screen, £3/10; 5 y 250 m/a choke, 14/9 ea.; 10 y 80 m/a choke, 6/6 ea.; E.F. 50 valve holders, ceramic, 6d ea., 5/6 doz.; retaining rings for same 8d ea.

¼w resistors: 10Ω, 22Ω, 27Ω, 47Ω, 82Ω, 120Ω, 180Ω, 250Ω, 330Ω, 390Ω, 820Ω, 1kΩ, 3.9kΩ, 11kΩ, 47kΩ, and 10mΩ, 1/9 doz or ass.; 18/6 gross or ass.; ¼w resistors, 2.2kΩ, 6.8kΩ, 16kΩ, 18kΩ, 1.5kΩ, 100kΩ, 150kΩ, 220Ω, 2/6 doz. or ass.; 21/- gross only or ass. gross, 1 watt resistors, 270Ω, 470Ω, 1kΩ, 3.3kΩ, 8.2kΩ, 18kΩ, 33kΩ, 56kΩ, 68kΩ, 1meg and 2meg, 4/- doz or ass. doz.; mica cond., ppf type, 40pf, 50pf, 60pf, 65pf, 305pf, 307pf, 500pf, 550pf, 570pf, 590pf, 700pf, 1.800pf and 4.550pf, all at 2/- doz or ass. doz.; 0.01mfd 2.2kv and 0.005mfd mica tag end cond. 2/6 doz or ass. Midget mica cond. 0.0005mfd, 0.0003mfd and 0.001mfd 6d ea. or 5/6 doz. or ass.; metal-mite cond 0.01mfd 350v and 0.002mfd 500v 9d ea., 7/6 doz or ass.; tubular wire-end cond. 0.01mfd 1kV/w, 0.02mfd 750v/w, 0.05mfd 350v and 0.1mfd 350v or 500v, 6d ea., 5/6 doz.; component parts for constructor television and radio circuits our speciality.

TERMS: c.w.o., no e.o.d.; send 6d extra for postage orders under £5. 2½d s.a.e. all enquiries to 10021 list.

H.R.O. receivers, complete with 7 coils and power pack, £28; Dyak wire recorder £65; Hallicrafters, S27, SX24, AR77, AR88LF and Hammerlund Super Pro receivers from stock at reduced prices; ex Army R107 receivers, complete and in good order, £10; rotary converters, all voltages and wattage; 20-watt rack mounting amplifiers, complete with heavy duty a.c. power pack, 200-250v, PX25 p.p. output, less valves, new 90/- each; 11t. transformers, 6v-50v, all current ratings; special types to order at competitive prices, we invite your enquiries; 5 meters for AR88, H.R.O. Hammerlund etc., available; mag slips in prs boxed, 3in, new, £3/7/6 pair; Bendix 522 transmitter chassis, including 2 832 ball coils, etc. etc., 5/6 meters special offer of new meters, 5 m.a., 6/6 100 m.a., 7/6; 5 thermo amp meters 5/6, all 2in scale; ex Government S.T.C. ball microphones, perfect, £4/17/6; 12in and 15in energised and p.m. speakers, Rola G12, Marhavox 66, etc.; low resistance phones, 3/6 pr; high resistance, 7/6 pr; U.S.A. m/coil, 7/6 pr; special offer of first grade m/coil meters, 500 m.a., 2½in scale, flush mounting, 7/6 each; 500 micro amps, with 2in scale 8/6 each; 200 micro amps, 3¼in scale, flush mounting, 65/- each; 50 micro amps, 2in, projecting type, 30/- each; 1 m.a. meter rectifiers, 5/- each; telescopic aerial masts, approx. 18ft, 25/- each; new hand bearing compass, with battery compartment in handle, new 45/- each; transmitting valves, 807 8/6, 813 45/-, 723 A/B 50/-, 35T 7/6, 832 2/6, 825 25/-, 829B 30/-, 721A 931A 724A; also available, h.t. rectifiers, type H 176, 8/- each; Bendix receiver, type 26/ARCS, 3-6 mc/s complete with 6 valves and 28v dynamotor, new, in sealed cartons, 45/- each; 20-way rotary stud switch, 5¼in X 5¼in 5/6 each; a.c./d.c. 1-20hp motors, 200-250v, suitable for sewing machines, 40/-; auto transformers from 100w up to 7kw in stock; large and comprehensive stock of relays, types 600-3000, and Siemens high speed uniselectors, telephone handsets, plugs, jacks, switches etc., co-axial cable, special offer of main transformers, 200-250v a.c., tapped 250-0-250, 100 m.a., 6v 4amp, 5v 3amp, £1 each; special offer of new syn. induction electric motors (reversible) suitable for record mechanism, etc., 200/250v A.C., 150hp, 50m, 50m 55/6. New powerful Garrard double-spring clockwork motors, complete with 10in turntable, 35/- each. New 3½in diam. A.C. 200/250v induction motors, 1/100hp, suitable for models, etc., 30/- each; postage extra on all goods.

SERVICE RADIO STORES, 4, Lisle St., London W.C.2. Tel. Ger. 1734. 15452

## THE BRITISH NATIONAL RADIO SCHOOL

ESTD. 1940

NOW IN OUR ELEVENTH YEAR AND STILL

## NO B.N.R.S. STUDENT HAS EVER FAILED

To pass his examination(s) after completing our appropriate study course! NOTHING SUCCEEDS LIKE SUCCESS and what we have done a thousand times already, for others, we can do again, for YOU!

A.M.I.E.E.,† A.M.Brit.I.R.E. and CITY and GUILDS Radio and Telecommunications Exams., etc., etc.

1 in specially approved cases

Six months' trial period without obligation to continue.

Send for free booklet to:—

STUDIES DIRECTOR  
BRITISH NATIONAL RADIO SCHOOL  
66, ADDISCOMBE ROAD, CROYDON

Phone: Addiscombe 3341

BULLANCO.66 QUEEN'S R<sup>o</sup> S.E.15

## ALUMINIUM

S.A.E. FOR LIST

ANY SIZES CUT OR FOLDED

## CHASSIS

OUR NEW 5 VALVE CHASSIS will be ready in July. Advance specification includes: three wavebands, octal valves, 8in. energised speaker, negative feed-back, and gram. switching. Price is expected to be less than £10.

ARMSTRONG CHASSIS. We are sole Birmingham agents for these famous 7, 10, 11 and 14 valve chassis, priced from £15 Bs. 8d. Demonstrations given in our showroom, and full service after sales. Despatched by passenger train within 24 hours of ordering.

TELEVISION CHASSIS. Due to a printers' error the price of the TV20 was given incorrectly in the last issue. Correct price is £64 2s. 9d. tax paid. Write now for details of this long range 12in. chassis.

CATHODE RAY TUBES. We are now stocking 9 and 12in. CTRs. Mazda CRM92 and CRM121, etc. Delivery arranged.

POST ENQUIRIES are invited for any type of chassis, and all Radio gear, Gram. motors, auto. changers, test gear, speakers, etc.

## THE HAYES COMPANY

1 ALGESTER ROAD, BIRMINGHAM, 13

Open all day Saturday. Callers very welcome



# MAINS TRANSFORMERS

(Postage Extra under £2)

As supplied by us to the Ministry of Supply, B.B.C. Education Authorities, Admiralty, etc. Interleaved and impregnated. Screened primaries tapped 200/250 v.

(Also built to your specification—prompt deliveries—quotation per \*\* Return of Post.')

## DROP THROUGH TYPE. TOP SHROUD

(a) 250-0-250 v. 60 mA., 6.3 v. 3a., 5 v. 2a. .... 15/6  
(b) 250-0-250 v. 60 mA., 4 v. 4a., 4 v. 2a. .... 15/6

Following types have Universal L.T. windings.  
6.3-4-0 v. 4 a. C.T., 5-4-0 v. 2 a.

(c) 250-0-250 v. 80 mA. .... 17/6  
(d) 300-0-300 v. 80 mA. .... 17/6  
(e) 350-0-350 v. 80 mA. .... 17/6  
(f) 250-0-250 v. 100 mA. .... 19/6  
(g) 300-0-300 v. 100 mA. .... 19/6  
(h) 250-0-350 v. 100 mA. .... 19/6

## FULLY SHROUDED UPRIGHT TYPES

(i) 250-0-350 v. 150 mA., 6.3-4-0 v. 6 a. C.T., 5-4-0 v. 3 a. .... 39/-  
(j) 425-0-425 v. 180 mA., 6.3 v. 4 a. C.T., 6.3 v. 4 a. C.T., 5 v. 3 a. .... 42/6

(k) 425-0-425 v. 180 mA., 4 v. 4 a. C.T., 4 v. 4 a. C.T., 4 v. 4 a. .... 44/6  
(l) 425-0-425 v. 180 mA., 6.3 v. 4 a. C.T., 4 v. 2 a. C.T., 4 v. 2 a. C.T., 5 v. 3 a. .... 47/-

Note.—Model (j) above is suitable for Williamson Amplifier.

**Williamson Pre-Amp Mains Transformer**  
325-0-325 v. 22 mA., 6.3 v. 6 a., 6.3 v. 1.5 a. .... 19/6

**WILLIAMSON AMPLIFIER REPRINT**  
36-page booklet published by "Wireless World" .... 3/6

**WILLIAMSON OUTPUT TRANSFORMER**  
Built to Author's specification 1.52 secondaries. Approved type .... £3 12 6

**WILLIAMSON SMOOTHING CHOKES**  
Choke No. 2, £1 2 6. Choke No. 1, 12/6  
PRE-AMP. CHOKES, 50H, 20 mA., 1.500Ω ..... 15/6

## FEEEDER UNITS

High class radio feeder units with R.H. stage. Switched pick-up sockets. Glass scales. Completely aligned.

MODEL A. Covers 16/50, 190/50 and 900/2,000 metres. Price, including Purchase Tax, .... £10 8 6

MODEL B DE LUXE. Covers 45/145, 190/550, 900/2,000 metres and six ranges of band spread. Price, including Purchase Tax, .... £18 7 6

MODEL E. As Model A, but with Variable Selectivity and infinite impedance detector. Price, including Purchase Tax £12 15 0

## "VIEW MASTER" TELEVISION RECEIVER

All as individual parts stocked as well as complete kit. CONSTRUCTOR'S ENVELOPE, containing full instructions, layouts, diagrams, etc. 5/- post free.

**POLISHED ALUMINIUM CHASSIS, 16 S.W.G., 4 SIDES, 3 in. DEEP**

10in. x 6in., 10in. x 8in., 8/6; 12in. x 9in., 10/6; 14in. x 9in., 16in. x 8in., 11/6; 20in. x 8in., 12/6

## EDDYSTONE SHORT-WAVE COMPONENTS

Full range stocked. Eddystone illustrated catalogue 6d

## SPECIAL OFFERS

.0005 2-rang T. Condensers .... 6 6  
Coil Packs 3 W. Miniature .... £1 9 6

405 Kc/s I.F. Transformers, pair .... 12 6  
T.M.C. 1 mid. 7 Kc Condensers, with clip .... 12 6

## INSTRUMENT WIRES

Comprehensive range in enamelled cotton and silk covered copper wires from 16 S.W.G. to 40 S.W.G.

## EX-GOV'T. SURPLUS

1/40 H.P. A.C. Reversible Induction Motors

A sturdily constructed 50 v. 50 c/s., 3 phase motor, rated for continuous use. By means of the resistor and condenser included with the motor, it can be operated from the standard 200-250 v.

A.C. mains supply. Full wiring instructions are given with details of securing rotation in either direction. BRAND NEW. Carriage paid. 15/-

500 V.A. Auto Transformers, 115/230. .... £2 2 0

PACKARD BELT PULSE-PULL PRE-AMPS. In sealed cartons with accessories and two valves, 68L7 and 28D7 16 6

TRANSMITTING VALVES  
807, 6/-; 805, 23/6; 813, 27/6; 6L6, 9/6; 6J6, 9/6

VOR97 C.R.T.s in maker's transit cases £1 12 6

Quantity discounts on Ex-Gov't. Valves.  
SEND NOW 6d. P.O. for 64-PAGE CATALOGUE

Terms C.W.O. or C.O.D.

## COULPHONE RADIO

"The Return of Post Mail Order Service"

53 BURSLOUGH STREET  
ORMSKIRK, LANCs.

Phone 987

38a. Newport Court, Charing Cross Rd., London. [5221]

38a. Newport Court, Charing Cross Rd., London. [5221]

38a. Newport Court, Charing Cross Rd., London. [5221]

38a. Newport Court, Charing Cross Rd., London. [5221]

38a. Newport Court, Charing Cross Rd., London. [5221]

38a. Newport Court, Charing Cross Rd., London. [5221]

38a. Newport Court, Charing Cross Rd., London. [5221]

38a. Newport Court, Charing Cross Rd., London. [5221]

38a. Newport Court, Charing Cross Rd., London. [5221]

## COMPONENTS—SURPLUS AND SECONDHAND

"YOU'LL probably get it at Smith's, Edgware Rd." Everything for the constructor from a 1/10 watt resistor to a radiogram cabinet—lowest prices—biggest variety.—Near Metropolitan Music Hall, Post 5891 [8005

FOR sale, constant voltage transformer by Advance Components, Ltd.; type MT 218A. Input 190 to 260 volts, 50c; output 230 volts R.M.S., 1.8 kw; price £20.—Apply to Secretary, Institute of Psychiatry, Maudsley Hospital, Denmark Hill, S.E.5.

VIBRATOR packs, 6v input, 120v 30mA output, 9/6; co-axial plugs and sockets 4/6 doz.; blower motors, 12/24 volt 10/- two boxed 18/6; midget 3 amp accumulators 2/6; WS19 variometers 2/-; hand generators, 2s 6d; 175mA and 300V 40mA, 7/6; variable condensers. .00025 with high voltage .0002 mica fixed condenser, 1/3, 12/9 doz.; 0-8A thermocouple meters 3/6; 0-2.5 and 0-3A thermocouple meters 3/6; moving coil headphones, with mikes attached, 6/6; Bedford mikes 5/9.—Haysons, 14, St. Mary's, Bedford [0012

RADIO UNLIMITED, Elm Road, Walthamstow, E.17.—Guaranteed spotless components, mains trans., 350-350, 5v, 5v, 4v, 80 m/a, 16/6; 30wattm/ratio output trans., 10/-; genuine 250 m/a chokes, 2/-; cop-condens: 1.350V 6/- doz, 1.500V 10/- doz, 8x8, 450V 2/9, 8mfd 500V 2/6, 16mfd 500V 3/3, 16x16, 350V, 3/6, 32mfd 450V 4/3, speakers: 2-3-ohm p.m., L/trans, 3 1/2 12/-, 5in 10/-, 6 1/2 11/6, 8in 12/6, 10in 14/6, 12in 15/-; output trans. pentode 3/6, multi-ratio 5/9, heavy duty 2-16ohm 13/-, 30watt multi 22/6; special clearance, mains trans., 350-0-350, 4v, 80m/a, normal list 32/6, offered at 22/-; walnut cabinet extension speaker 18/6; 250m/a choke, list 45/6, 40 clear 21/-; m/coil 0-40ohmmer 3/11; twin meter test panel, with 0-5 m/a and 0-40v m/coil meters, plus resistance, switches, etc. 12/6; hundreds other bargains; catalogue 1d stamp.—Tel. Key, 4813. [0062

BRAND new guaranteed goods; electrolytics, 100µf ar 8mfd 450v 1/11, Can 2-mfd 450v 2/9, 8-16mfd 450v 3/3, 8-16-32mfd 450v 4/9; smoothing chokes, 40ma, 10h 350 ohms 3/3, 60ma, 15h 400 ohms 4/3, 80ma, 12h 350 ohms 5/3, 100ma, 10h 300 ohms 6/9, 200ma, 5h 100 ohms 7/6; T.V. focus coils 9/6, T.V. 6in or 9in cream masks 7/6; mains trans. drop-through types, with top shroud standard 200-250v 50c/e primaries, 260-0-260v 70ma, 6.3v 3a, 5v 3a, 5v 2a, 12/11; Midget 2 1/2-3-2 1/2in 250-0-250v 60ma, 6.3v 2a, 5v 2a, 15/6; 350-0-350v 80ma, 6.3v 2a, 17/-; 250-0-250v 100ma 6.3v 6a, 5v 3a, for 1955 conversion, 22/3; 350-0-350v 150ma, 6.3v 4a, 5v 3a, 25/9; Midget fully shrouded upright mounting, 2 1/2-3-3-in 260-0-260v 60ma, 6.3v 2a, 5v tapped, 4v 2a, 15/9; full range of mains trans. in stock; vol. controls, with switch and long spindle, Erie 10K, 25K, 2/11 ea., 27/6 doz.; for note, all valves, 3/6 ea., 2/11 ea. in dozens; except where special price is quoted 20% may be deducted from orders of 1 doz. of any preceding item; c.w.o. or c.o.d. over £1; orders over £2 post free; full price list 3s; special list for trade.

RADIO SUPPLY Co., 15 Queen Square, Leeds, 2. NOTICES

BRITISH SOUND RECORDING ASSOCIATION.—Membership essential to all interested in or actively engaged in sound recording, and in high quality reproduction publications available to non-members. The current issue of the Journal, 2/9 p.f. Manual of Equipment and Accessories, 1/2 p.f. Full information, with brochure and membership application form, may be obtained from the Membership Secretary, Harrie J. King, 43, Mount View Rd., North Chingford, London, E.4. [2119

WANTED, EXCHANGE, ETC. Any type magnetophone machine, or parts.—Box 4131. [5481

TAPE recorder wanted, portable or otherwise.—Send full details, Box 4628. [5534

WANTED, Magnetophon Tons B, with spares (amplifier not required).—Box 2665. [5074

VALVES, type 813, must be genuine R.C.A. manufacture and new, any number.—Box 4134. [5493

RECTIFIERS, J50 and other types required; prices and samples to Ivall, 37, Furnival Ave., Slough. [5337

WANTED calibration instructions for W1191 wire-meter. — Marriott, "Beaudesert", Otford, Kent. [5507

WANTED, Goodman's 12in G.12 or other good 12in speaker.—Details to Ainscough, 46, Elm Ave., Upton, Wirral. [5555

R.S. Microphone, old type (ribbon) wanted; circular 3 1/2in diameter.—Malkinson, 5, Gilderdrome, Boston, Lincs. [5614

WANTED, AR88vs and SX28s, cash or part exchange.—P.C.A. Radio, Cambridge Grove, London, W.6. Tel. Riv. 3279. [0080

WE pay top prices for used test equipment, all types.—University Radio, Ltd, 22, Little St., London, W.C.2. Tel. Ger. 4447 and Ger. 8582. [9992

WANTED, all kinds of laboratory test equipment, standard signal generators, bridges, oscilloscopes, "Q" meters, etc.; send price and details to—

HATFIELD INSTRUMENTS, 175, Uxbridge Rd., Hanwell, W.7. Tel. Ealing 0779. [0037


WANTED, V.H.F. signal generator, coverage 100-200mc/s; please state price, particulars and condition of same.—Cadman's 19, City Arcade, Hanley. [5590

WANTED, all types of radio equipment, test instruments, radio receivers, personal sets, television, components, etc., etc.; call, write, send or phone.

MILLER'S RADIO, 38a, Newport Court, Charing Cross Rd., London. [5221

# UP to the ARMSTRONG

standard  
DOWN to  
10.9 Metres!



**ARMSTRONG Model EXP 125/2 All-Wave 14 Valve (inc. Cathode Ray) RADIOGRAM CHASSIS.**

THIS model, although produced for the home listener, has been designed primarily for the export market. With the increasing use of the 11-metre band, the provision of a Continuous Wave-Band Coverage from 10.9 to 550 metres (plus 1000 to 2000 metres on the home model) is an outstanding feature of this British chassis. Ideal as a radio receiver or record reproducer, Model EXP 125/2 combines an exceptionally high standard of performance with a splendid quality of reproduction.

- ★ Continuous Wave-Band Coverage from 10.9 to 550 metres.
- ★ Radio Frequency Pre-Amplifier.
- ★ 2 Intermediate Frequency Stages.
- ★ Variable Selectivity.
- ★ Bass and Treble Lift Controls.
- ★ 15 watt Push-Pull Output.
- ★ Home Model : From 200-250 v. A.C. Price £33.12.0 plus tax.
- ★ Export price on request.

Kindly write for illustrated catalogue.

# ARMSTRONG CO. LTD.

(Wireless & Television)

Wartlers Road, Holloway,  
London, N.7

Telephone : NOR 3212

## TUNERS & AMPLIFIERS

The N.R.S. range of Symphony Amplifiers

**SYMPHONY NO. 1 WATT DOMESTIC AMPLIFIER** is the most flexible on the market to-day. Three channels: base lift, treble lift, middle lift, treble cut, negative feedback. For A.C. 100, 230 v. output impedance to suit your speaker (please state). Input for magnetic, crystal and hi-fi pickup, full provision for tuner. Price (fully guaranteed and tested), £8/19/6. Immediate delivery.

**SYMPHONY NO. 2 AMPLIFIER** incorporates the same patent tone control device as the above but has 10-watts push-pull output matched to 3, 7.5 and 15 ohms. Input for magnetic, crystal hi-fi pickups and tuners, attractive black crackle chassis, Woden mains and output transformers. Price £12/10/-. Immediate delivery.

No. 1 **DOMESTIC AMPLIFIER**. 4-watt output with special neg. feedback circuit, volume and tone controls. Pickup and tuner inputs, output impedance 3 ohms or to order. Price £5/19/6. Complete kit, £5/10/-. No. 2 **P.A. AMPLIFIER**. 12-watt push-pull 6W output, special neg. feedback circuit, gram, mike and tuner inputs: 3, 7.5 and 15 ohms output. Transformers, and chassis as for No. 2 Symphony. Price 10 gns. Complete kit, £9.

No. 1 **HIGH QUALITY TUNER**. Specially recommended for above amplifiers and Leak 1, Williamson, Charles and Rogers Amplifiers. Crystal wave C.T.R.F. infinite impedance detector. Absolutely complete, built and tested, £5/10/-. Ditto Kit, £4/10/-. No. 2 **L.M. & S.-WAVE SUPERHET TUNER**, special quality bandwidth, beautiful large full vision dial assembly, £8/10/-. Ditto Kit, £7/10/-.

**COLLAR MICROGRAMS** incorporating centre-drive motor, 12in. turntable, magnetic pickup, 2½ watts amplifier and speaker in resin covered portable cabinet 16½in. x 13in. x 7in.—a complete electric record reproducer. £13/10/- each brand new, fully guaranteed. CASE ONLY with uncut motorboard, 47/6.

**RADIOGRAM CABINETS**, attractive modern design in veneered walnut 2ft. 6in. wide x 2ft. 9in. high x 1ft. 4½in. deep, with large gold speaker grill 1ft. x 1ft. 6in. baffle for 8in. speaker, hinged lid. Price £11/10/-, carriage extra.

SEND 21d. NOW FOR FULL BARGAIN CATALOGUE.

**NORTHERN RADIO SERVICES**,  
16, Kings College Road, Swiss Cottage,  
N.W.3. Phone: PRLmrose 8314

## WANTED

**RT-10/APS-3 Transmitter Converter**  
ex American Aircraft Radar. Also 3 ex Scanners, Waveguides, and Perspex Cupolas.

**CRAMPINS**, Grimsby Docks. Tel. 5144

## WILCO ELECTRONICS

**RECEIVERS R.132**. Brand new and in perfect condition, range 100 to 124 mc/s., standard 19in. rack mounting, fitted tone control, manual and A.V.C., large calibrated slow motion dial, tuning meter etc., a really 1st. class receiver. £4/19/6, carr. & pkg. 10/-.

**POWER PACK**, type 3, for above receiver. Brand new, in perfect condition, input switched 200 to 250 volts, A.C. 50 cycle, with two smoothing chokes, fitted D.C. voltmeter 0-300, milliampere meter 0-150, standard 19in. rack mounting, fitted switch, fuses, etc. A superb job. £4/19/6, post and packing 10/-.

**R.F. AMPLIFIER**, 100/124 mc/s., using two V.T.62 triodes in push-pull, link coupled output circuit, with grid and cathode current meters, individual valve switching, VR67 monitor and jack, standard 19in. rack mounting. Brand new, less valves. Our price 75/-.

**PYE STRIPS**, Five R.F. stages, det., and video. Ideal for vision strip. Our price 37/6, less valves. Post 2/6.

**OSCILLOSCOPE** units to build your own miniature scope. Case 11 x 9 x 6½in., with two VR65's, one VR66, valves, tube holder and base for VCR139A, brill. and focus controls, shift controls, hinged front with plate glass panel. Only 16/-, Carr. 1/6.

**C.R. TUBES**, VCR139A, 2½in., 15/- each, post and packing 2/6. Holders for same, 2/- each.

240 LOWER ADDISCOMBE ROAD,  
CROYDON ADD. 2027

## WANTED, EXCHANGE, ETC.

**WANTED**, copy of the Wireless World, vol. 52, No. 7, July, 1946.—The Librarian, Research Laboratories, The General Electric Co., Wembley, Middlesex. [5567]

**WANTED**, surplus relays, impulse switches, sparking plugs, 5-way push-button units; any condition; large or small quantities; highest prices paid.—Box 4660.

**WANTED**, speed amplifiers for BC-614A, or B, C, D, E or HT-5B.—P.C.A. Radio, Cambridge Grove, London, W.6. Tel. Riv. 3279.

**WANTED** for Export. Offers of eight-valve and five-valve a.c./d.c. sets, also dry battery and accumulator sets; send illustrations, specifications and f.o.b. prices packed in export cases of 8-12 sets.—Quilliam Products, 16, Waldegrave Park, Twickenham, Middlesex. [5575]

**WE** buy for cash, new, used radio, electrical equipment, all types; specially wanted, radios, radiograms, test equipment, motors, chargers, recording gear, etc.—If you want to sell at the maximum price call, write or phone to University Radio, Ltd., 22, Lisle St., Leicester Sq., W.C.2. Ger. 4447.

## REPAIRS AND SERVICE

**MAINS** transformers rewound, new transformers to any specification.

**MOTOR** rewinds and complete overhauls; first-class workmanship, fully guaranteed.

**F.M. ELECTRIC CO. LTD.**, Poters Bldgs., Warper Gate, Nottingham. Est. 1917. Tel. 3855.

**MAINS** transformers rewound promptly, usual guarantee.—Radio Rewind Service, Brithdir, nr. Dolgellau, N. Wales. [5243]

**LOUDSPEAKERS** rewound and cones fitted, in any make. Special services.—Dodds Radio Service, 34a, Bullingdon Rd., Oxford. [5309]

**REWINDS** and conversions to mains and out-pull trans., pick-ups, fields, etc., from 4/6.—N. L. Rewinds, 4, Brecknock Rd., N.7. [4593]

**MAINS** transformers rewound or constructed to any specification, prompt delivery.—Bede Transformer Co., Ltd., Bedesway, Bede Trading Estate, Jarrow. [3198]

**TELEVISION**, radio and amplifier repairs or modifications; home built receivers aligned and tested; quotations by return; any type transformer or coil supplied.—B. J. BERNARDS, 12, Chelverton Rd., Putney, London, S.W.15. Put. 7538. [0099]

**REPAIRS** to moving coil speakers, cones, coils fitted, field rewound or altered; speaker transformers, clock coils rewound; guaranteed satisfaction, prompt service.

**L.S. REPAIR SERVICE**, 49, Trinity Rd., Upper Tooting, London, S.W.17. Balham 2359.

**ALL** types of ammeters, voltmeters, Avos, etc., repaired; quick, efficient service, estimates free.—Donvin Instrument Co. 91, Princedale Rd., London, W.11. Tel. Park 4469. [0059]

**ELECTRICAL** measuring instruments of every make repaired and standardised.—The Electrical Instrument Repair Service, 329, Kilburn Lane, London, W.9. Tel. Lad. 4768. [3745]

**REWIND** service which duplicates or modifies as required; transformers, loudspeakers, etc.; prompt returns.—Raidel Services, 49, Lr. Addiscombe Rd., Croydon, Cro. 6537

**REPAIRS**—E.H.T., mains and O.P. transformers, field coils and chokes; also armatures and motors; new transformers designed to any specification; all work fully guaranteed.

**WILLESDEN TRANSFORMER CO. LTD.**, 781, Harrow Rd., N.W.10. Tel. No. Ladbroke 2846.

**SERVICE** with a smile.—Repairs of all types of British and American receivers; coil rewinds; American valves, spares, line cord.—F.R.I. Ltd., 22, Howland St., W.1. Museum 5675. [1575]

**RADIO MAINTENANCE SERVICE** for guaranteed rewinds and repairs; armatures, O.P. motors, vac. units, portable tools, etc.; good deliveries.—139, Goldhurst Terrace, N.W.6. Mal. 6133. [9925]

**"STURDY"** rewinds, mains transformers, chokes, fields, first-class work, prompt deliveries and satisfaction guaranteed.—Sturdy Electric Co. Ltd., Dipton, Newcastle-on-Tyne. [2430]

**A SECOND-TO-NONE** rewind service, reliable. A neat, return of post service; your television requirements promptly executed, E.H.T. LHT and heater transformers; stamp for quotations.—R. E. F., 137a, Ashton Rd., Oldham. [3519]

**ALIGNMENT** and repair of communication receivers and all other short wave equipment; receivers and amplifiers built to specification; experimental work. Manufactured by P.C.A. Radio, Cambridge Grove, London, W.6. Tel. Riv. 3279. [0093]

**24-HOUR** service, 6 months' guarantee, any transformer rewind, mains outputs and L.S., etc.; all types of new trans., etc., supplied to special order, bush and heating service card for trade prices.—Majestic Winding Co., 180, Windham Rd., Bournemouth.

**METROPOLITAN RADIO SERVICE** for rewinds, mains and E.H.T. transformers, chokes and field coils; delivery 3-5 days; new transformers designed and manufactured singly or in quantities.—Metropolitan Radio Service Company, 1021, Finchley Rd., London, N.W.11. Tel. Speedwell 3000.

**REWINDS**—Send your "burn outs" to be rewound; no technical data wanted; post transformer, etc., labelled with your name, address, and marked "for rewind"; our windings are double wound, interleaved and impregnated.—Southern Trade Services, Ltd., 297-299, High St., Croydon, Tel. 4870. [3110]

## WORK WANTED

**SPECIAL** receivers, test gear, electronic apparatus, experiments and design work.—If you have a problem which needs expert handling, write in first instance to J. Mort, B.Sc., A.M.I.E.E., BCM/HIFIDEL, London, W.C.1.



## CHARGERS, CHARGER KITS, RECTIFIERS,

NEW GOODS WITH FULL GUARANTEE.

**SLIDER** type chargers as illus., 2 v. to 12 v. 4 amp. max., heavy duty, weight 2½lb., with selenium rectification, impregnated transformer, only £6/5/-, plus crate and carriage, 12/6. Crate credited. Ditto, but no slider, for 6 v./12v. at 6 amps., £8/19/6. "AUTOMAT" 6 v./12 v. 3 amp. motorless charger, 8½lb., tested by motoring Press, 16 months' guarantee, 65/-, carr. 2/6.

**M4W SUPER CHARGER KIT**, 2 v., 6 v., 12 v., output 3 to 4 amp. Transformer, ballast resistance, 15 v. 4 amp. rectifier, high-grade flush bakelite ammeter, 59/-, Ditto, but 5 amp., 72/6, post 1/4. Case, 21/6. Junior kit for 2 v., 6 v., 12 v., at 2 amp., transformer, rectifier, ballast bulb, 38/6, case specially for this kit, 12/6 extra. Minor kit, transformer, rectifier S.T.C. 12 v. 1 amp., ballast bulb for 2 v. to 12 v. 1 amp., 32/6, Case 11/-.

**HEAVY DUTY KITS**, S.T.C. giant fitted 15 v. 6 amp. rectifier, 8½lb. transformer, slider resistance, ammeter for 6 v./12 v. charger, £4/15/-, post 2/-, or ditto, but 4 amp. max. £3/10/-, Transformer, rectifier, ballast, ammeter for 20 cell amp., £5/2/-, ditto, but 2 amp., £6/5/-, charges 1 to 20 cells.

**S.T.C. L.T. SELENIUM RECTIFIERS**, 1 v. 0.5 amp., 4/10, post 4d., 12/15 v. 1.5 amp., 10/6, 8 v. 4 amp., 18/6, 12 v. 4 amp., 19/8, 20 v. 8 amp., 39/6, also giant fitted type 16 v. 5 amp., 25/-, 6 amp., 28/6, 15 v. 10 amp., 42/-, 24 v. 6 amp., £3. 6 v. 10 amp., 21/3, post 1/-, Half watt 6 v. 2 amp. recls. not S.T.C. 8/6, post 6d.

**S.T. RECTIFIERS**, small space selenium H.T. rect., 300 v. 100 mA. bridge, 12/6, 250 v. 60 mA. h.w. for A.C./D.C. sets, 8/6, 110 v. 60 mA. for U.S.A. midgets 6/-, 350-0-350 v. 80 mA., 12/-, post 6d.

**ELIMINATOR KIT**, 20 watt trans., h.t. rect., 2 v. 0.5 amp. trickle rect., 2 x 8 mds. Driftless, special case for 120 v. 30 ma. eliminator with trickle charge, 42/-, post 1/-.

**CRYSTAL DIODES**, new, capsulated, 3/6, post 3d. M.B. 3in. instrument rectifiers, 3/8. Flush type, bakelite 0-6 ammeters, 12/6. Sliders 8 ohms 5 amps., 17/6, post 1/3.

**CHAMPION PRODUCTS**  
43 Uplands Way, London, N.21  
Phone: LAB 4457

**Cutofeed SOLDERING IRON**

Simple self-feed speeds up soldering. Better work. Saves solder. Write for leaflet 30.J.

## RUNBAKEN-MANCHESTER 1

## LYONS RADIO

**INDICATOR UNITS TYPE 6**. As specified for several television designs these units contain C.R. tube type VOR97, 4-VR91's (EP50), 3-VR54's, etc. Condition is as new in maker's transit case. PRICE 85/-, carriage 2/6.

**480 Kc MINATURE I.F. TRANSFORMERS**. Brand new by famous maker. Size 1 13/16in. high x 1 13/16in. square. PRICE 7/-, each, post free.

**MAINS TRANSFORMERS**. Primary 100-250 v. 50 cps. Secondary 700-0-700 v. at 175 mA. Overall size, 5in. high x 7¼in. x 4in. PRICE, 45/-, carriage 2/6.

**500 MICRO-AMMETERS**. A soundly constructed, hermetically sealed metal case moving coil meter, only 1½in. dia. complete with panel fixing ring. Ideal for tuning meter etc. PRICE 8/6.

**0.8500 D.C. VOLTMEETER**. Projecting pattern m/c. 3in. dia., with built-in resistance. Basic movement 3 mA. Brand new. PRICE 25/-, post 1/6.

**INEXPENSIVE TELEVISION**. Data for the T.V. constructor with conversion details for B.F. Units, 1B35's, I.F. strips, etc. New enlarged edition, 2/6.

**CALIBRATORS RANGE 6D/6EL**. Contains a complete A.C. Power Pack comprising mains transformer for 230 v. 50 cps. input and secondaries of 250-0-250 v. at 25 mA., 6.3 and 4 v. at 2 A., 50H L.F. choke, metal case paper condensers and rectifier valve (8P1).

Other useful gear includes 3 valves ARP38 (8P6), 1A3, 8K Kc. crystal, etc. Built on neat metal chassis and fits into case 10½in. x 7½in. x 9in. In new condition. PRICE 32/6, carriage 3/-.

**3, GOLDHAWK ROAD (Dept. M.W.) SHEPHERDS BUSH, LONDON, W.12**  
Telephone: Shepherds Bush 1729



# STANDARD ENCLOSED RACK



Registered Design No. 858451

The Imhof 6ft. and 4ft. enclosed racks are standard articles, available from stock. They embody several unique features in their design. For example, both sides as well as back door are swung on lift-off hinges, and multiple units may be formed using only two end doors. Panels, chassis, chassis runners—telescopic and fixed, desk unit, gram unit and mobile base are all standard accessories.

Write for leaflet giving full details or catalogue of our complete range of standard cases, chassis, handles, etc.

## IMHOF'S

112/116 NEW OXFORD ST., LONDON, W.C.1  
TELEPHONE MUS. 7878 (20 lines)

### WORK WANTED

**D**RAUGHTING, tracing and photoprinting services; estimates free; contractors to the Ministry of Supply and the Admiralty for drawing and tracing work to their requirements and specifications, sub-contracting work of this nature undertaken.

**DRAWING & TRACING, Ltd.**, 456a, Ewell Rd., Tolworth, Surbiton. Tel. Elmbridge 7406. [1813]

### MISCELLANEOUS

**SUPERB** quality walnut radiogram cabinets; stamp, leaflets.—Cabinetware, 1A, Hayes St., Blackburn. [10091]

**U.S. Army manuals, official copies, BC-342 15/-, BC-610 20/-, BC-221 10/-, several others; list available, stamp please.—Harris, Strouds, Pangbourne, Berks. [5564]**

**85** (not complete set); also Canadian "Engineering Journal," October, '46, to August, '48 (1 missing); offers.—Box 4638. [5562]

**NEW** plastic cable, labelled with yardages, etc., at 1/5 per lb, 1cwt lots or over 1/4 lb; Morse code signals (buzzers) 2/- each.—Lewis, 44, High St., Whitechapel, London, E.1. [5509]

**COPPER** wire for sale, 32 gauge E.D.W.S., 36/-; .0076 P.D.S.C., 31 gauge and 35 gauge E.D.W.S., as new.—Apply Monitor Radio & Communications Co., Stechford, Birmingham, 9. [5650]

**ELECTRIC** fans, brand new, 230v a.c. 40w brushless type, 7/4in blades, 31/9; motors, 1/2hp 230v a.c., 1/2in x 1/4in shaft, new, £5/12/6.—Malden Transformer Supplies, opposite G.P.O., George St., Richmond, Surrey. [10036]

**ENGRAVING**, amateurs and trade could take the opportunity of engraving problems in the future by getting in touch with A.G. Engraving 19a, Windmill Rd., London S.W.18. Brass, bronze, ebonite perspex dials; one knob or repetition equally entertained. [10034]

**ALLSCREWS, Ltd.**, for B.A. screws, nuts, washers, studding, grub-screws, bolts, soldering tags, wood screws, etc., plain or nickel or cadmium plated, one-gross packets or large quantities; stamp for lists—270a, King St., Hammersmith, W.6. Riv. 7762. [5426]

**COPPER** wires enamelled, tinned, Litz. cotton, silk covered, all gauges: BA screws, nuts, washers, soldering tags, eyelets; ebonite and laminated bakelite panels, tubes, coil formers; Tufnol rod; headphones, flexes, etc.; latest radio publications, full range available; list, s.a.e.; trade supplied—Post Radio Supplies, 33 Bourne Gardens, London, E.4. [1454]

**ALUMINIUM** chassis, plain or punched, 12in x 4in x 2in, four sided, 2/9, post paid; 9in x 7in x 2 1/4in, four sided, 3/9, post paid; 12in x 9 1/2 x 2 1/4in, four sided, 5/6, post paid; 12in x 6in x 2 1/4in, open ends, 3/9, post paid; for punching tariff see last month's issue; valve holes, JE and E slots, etc., 5d; s.a.e. please with enquiry or cash with order.—Taylor & Toy, Dog & Duck Ferry, Worcester. [5585]

**SITUATIONS VACANT**

**ADMIRALTY.**

**DRAUGHTSMEN** experienced in electrical and/or mechanical engineering are required for service at various experimental establishments in the South of England; a knowledge of electronic engineering will be an advantage; appointments will in the first instance be in an unestablished capacity, but there will be an early opportunity to compete for established appointments.

**COMMENCING** salary will be assessed according to age, experience and location of employment within the range of £283-£525.

**CANDIDATES** must be British subjects and have served an engineering apprenticeship or had equivalent workshop experience of at least 3 years; they should possess the Ordinary National Certificate.

**HOSTEL** accommodation is available at some establishments.

**APPLICATIONS**, stating age and details of technical qualifications and apprenticeship (or equivalents) and workshop and drawing office experience, should be sent to Admiralty (C.E.II, Room 88), Empire Hotel, Bath. Original testimonials should not be forwarded with application; candidates required for interview (at London or Bath whichever is nearest) will be advised within two weeks of receipt of application. [5547]

**LONDON COUNTY COUNCIL.**

**NORWOOD Technical College.** Applications are invited for the following appointments, duties to commence in September, 1950:—

**FULL-TIME** teacher in Telecommunications Engineering. Candidates should possess suitable qualifications in Telecommunications Engineering to teach up to the City and Guilds of London Institute's Full Technological Certificate standard. Teaching and/or industrial experience is desirable. The appointment will be temporary in the first instance.

**FULL-TIME** teacher in Mathematics. The duties will include the teaching of Mathematics to B.Sc. (General) degree standard, and also the Mathematics necessary for students preparing for the examinations of the City and Guilds of London Institute in Telecommunications Engineering, leading to the Full Technological Certificate. Applicants should possess an Honours degree in Mathematics.

**SALARIES** for the above posts are in accordance with the Burnham Technical Scales for London.

**FURTHER** particulars, and application forms which should be returned within 14 days of the appearance of this advertisement, obtainable from the Principal at the College, Knight's Hill, S.E.27. (730). [5608]

**TELEVISION** engineers for East London district; write, stating experience, salary required, driving ability, etc.—Box 4702. [5591]

**BRITISH,  
BATTERY,  
A.C.  
and  
UNIVERSAL  
TYPES**

**DEMOBDED  
VALVES 2/8**

Service Valves  
and their Com-  
mercial Equiva-  
lents—post free

*All fully  
Guaranteed*

### EX-WAR DEPT. CHASSIS


**WITH BRAND NEW** condition Valves: IR5, IT4, IS5, IS4, complete with Circuit Diagrams, showing how this can be converted to a very excellent set for Beach, Lawn, Picnics, etc. Bargain price only 27/6. Post 1/-. A Personal Radio for your Holidays.

**SERVICE SHEETS**—The one you require FREE in a dozen at 10/6.

**EASY TERMS** up to 10 months—and very near cash price on all Taylor Meters. FREE Catalogue, Payment Plan and Order form.

**NEW**—Taylor Television Test Gear: Model 240A, 170A, 65C also on H.P.

### VIEW MASTER



### LISTS FREE

**TESTOSCOPES.** Neontesters for 30 Tests. AC/DC, reduced to 30/-.

**"PENCIL" Type Soldering Irons.** 6 v 24 watts, 10/6.

**TESTPRODS.** Complete with leads and plugs, 3/- pair.

**TESTPRODS.** Single less above 6d. each.

**CEMENT,** 1/2 pint tin, 3/6.

**POLISH,** Walnut, Oak and Mahogany, 2/-.

**WAX POLISH,** 1/3.

**CONDENSERS**—reduced: mfd. 500 v., 2/-; 25 mfd. 25 v., 1/-; Dry El. Capacitors 8 mfd. 550 v., 4/6; Capacitors 8 mfd. 500 v., 4/-; 25 mfd. 25 v., 2/-; 50 mfd. 50 v., 2/6; 4 mfd. 450 v., 2/6; 8 mfd. 450 v., 3/-; 32 mfd. 450 v., 5/9.

**PHILIPS** 6.2 v. 0.3 a. MES lamps, 7 1/2d.

**SPACE TERMINALS.** Red and Blue, 3d.

**WANDER PLUGS,** Red and Blue, 3d.

**CROCODILE CLIPS,** 3d.

**MULTICORE Solder Kits,** 2/-.

**B.A. Socket Sets,** complete in metal cabinet 14/6.

**MINIATURE Coil Pack,** S.M.L. 1 1/2in. x 2 1/2in. x 2 3/4in., with circuit, 30/5.

Order C.O.D. or remit with order.

When writing please mark envelope (W.W.).

**STOP PRESS.** Please send for Special Valve List.

**RADIO BULLS VALVES**

6 HIGH ST. HARLEDOEN, W.1

Telephone: ELGar 4444

## WE DON'T

supply anything Ex-Government

ALL BRAND NEW GOODS

—fully guaranteed—

GRAMOPHONE EQUIPMENT FROM STOCK

### AUTO-CHANGERS

GARRARD. RC65A. A.C./D.C. Mixed Records, £20/15/-.

GARRARD. RC65A. A.C. Mixed Records, £15/13/6.

E.M.I./MARCONI, A.C. Non-mix. Hi-Fi Head, complete with transformer, £10/10/8.

COLLARO. RC500. A.C. Non-mix. Crystal or Hi-Fi Head, £10/15/-.

### NON-CHANGERS

GARRARD "S" Unit. A.C. motor, Pick-up and auto-stop, £5/19/3.

GARRARD US. A.C./D.C. motor, Pick-up and auto-stop, £12/9/2.

PICK-UPS AND HEADS by Decca, Connoisseur, Shaeff, Acos (GP20), B.T.H., Marconi, Rothermel.

**JUST RELEASED.** GARRARD Standard light-weight, miniature and Hi-Fi plug-in type heads for 65A.

**SPEAKERS.** Wharfedale Golden 10in., C/S, £4/10/-; Goodmans Axion 12in., £8/8/-; Audiom 60, £6/15/-; W.B. Concentric Duplex £6/6/-.

**TAYLOR TEST GEAR.** Entire range by this famous maker now available on HIRE PURCHASE. S.A.E. for catalogue and terms. **ALL AVO TEST GEAR NOW IN STOCK,** including H/Resistance Meter; AV07 leather cases, £2/2/6, post free.

All items can be supplied C.O.D. up to 15 lb. in weight. Otherwise cash with order, please.

Special attention to Overseas Orders, which are free of Purchase Tax.

### MODERN ELECTRICS LTD.

164, Charing Cross Road, London, W.C.2.

Telephone: Temple Bar 7587.

### RADIO G200 OFFERS

**RADAR ALARM UNIT APS13.** A Transmitter-Receiver working on approximately 420 Mc/s complete with the following valves: 5 6J6s, 2 2D21s, 9 6AG5s and 1 VR105/30.

AS NEW £8-8-0

**ARTHUR HOILE**

55 UNION ST. MAIDSTONE, KENT. Phone: 3185

### POST RADIO SUPPLIES

OFFER EX STOCK

**COPPER INSTRUMENT WIRE.**

ENAMELLED, TINNED, LITZ,  
COTTON AND SILK COVERED.

Most gauges available.

B.A. SCREWS, NUTS, WASHERS,  
soldering tags, eyelets and rivets.

EBONITE AND BAKELITE PANELS,  
TUFNOL ROD, PAXOLIN TYPE COIL  
FORMERS AND TUBES, ALL DIAMETERS.

Latest Radio Publications.

### THE CRYSTAL VALVE

as used in radar receivers.

These Crystal Valves or Diodes are not Government Surplus but brand new goods manufactured by one of the largest and most famous Radar Equipment Manufacturers in the country.

3/6 each, postage 2½d.

Protective Tube and Fixing Brackets, 3d. extra. Send stamped addressed envelope for comprehensive lists. Trade supplied.

### POST RADIO SUPPLIES

33, Bourne Gardens, London, E.4.  
Phone: CLissold 4688

### SITUATIONS VACANT

LIVERPOOL EDUCATION COMMITTEE.

TOXTETH Technical Institute.

APPLICATIONS are invited from suitably qualified candidates with appropriate industrial experience for full-time appointment as lecturer in radio and television servicing, as from 1st September, 1950.

**SALARY:** Burnham Scale for teachers in Establishments for Further Education (£300 by £15 to £555), with appropriate increments for industrial experience and additions for training and qualifications.

APPLICATION forms and further particulars may be obtained from H. S. Magnay, M.A., Director of Education, 14, Sir Thomas St., Liverpool.

THOMAS ALKER, Town Clerk and Clerk to the Local Education Authority. 15501

**HIS MAJESTY'S COLONIAL SERVICE.**

A VACANCY exists for the post of Master. Posts and Telegraphs Technical School, Gold Coast Colony.

THE appointment is either on contract or permanent and pensionable. If on contract the salary would be in the scale £300 to £450 per annum. If permanent and pensionable £560 to £1,300 per annum. Point of entry in each case depending on age, qualifications, experience and approved war service. In addition to the above a cost-of-living allowance of £102 to £217 per annum is payable depending on the salary.

CANDIDATES must have an engineering degree or be Corporate Members of the Institution of Electrical Engineers or exemption from Sections A and B of the Institution examinations, should have experience of modern telecommunication equipment, including teleprinters, manual and automatic exchanges, carrier and wireless systems, and should be able to impart practical and theoretical instruction in this equipment to subordinate staff. They will be required to assist the Principal of the Technical Training School for departmental employees.

PARTLY furnished quarters at rentals of £60 to £30 per annum. Free first-class passages each way each tour for the officer and his wife are provided. Passages for children up to three in number under the age of nine years are also provided. Home leave on full pay at the end of each tour of eighteen months at the rate of seven days for each month of resident service. Income tax at local rates.

INTENDING candidates should write for further particulars and application forms to the Director of Recruitment, Sanctuary Buildings, Great Smith St., London, S.W.1, giving brief details of age, qualifications and experience, as far as possible quoting reference No. 27323/22. 15504

**CROWN AGENTS FOR THE COLONIES.**

WIRELESS Operators required for Government of Falkland Islands Dependencies Survey as follows—

(M/N/25591/3B) for service at H.Q. Meteorological Office, Port Stanley, for one tour of 18 months; salary £280 a year, plus Foreign Service allowance £40 a year; free passages.

(M/N/26224/3B) for service at an Antarctic base for one tour of 30 months; salary £325 a year with free quarters, food and clothing and free passage in Research Ship leaving the United Kingdom in November. Candidates (for both posts) unmarried, and not over 30 years of age, must be able to transmit and receive Morse at 25 words a minute (plain language or code); they should possess a Postmaster General's Second Class Certificate in Wireless Telegraphy or equivalent Services qualification, and must be capable of maintaining internal combustion engines, diesel generator sets, and radio equipment having an output of at least 300 watts.—Apply at once by letter, stating age, and full particulars of qualifications and experience, and mentioning this paper, to the Crown Agents for the Colonies.

4, Millbank, W.C.2. Quoting the appropriate reference as shown against vacancy above on letter and envelope. The Crown Agents cannot undertake to acknowledge all applications and will communicate only with applicants selected for further consideration. 15626

THE POLYTECHNIC, 309, Regent St., W.1.

ELECTRICAL Engineering Department.

APPLICATIONS are invited for the full-time post of lecturer and demonstrator in telecommunications and electronics; the appointment will date from 1st September, 1950.

CANDIDATES should be graduates with industrial and/or teaching experience.

**SALARY** in accordance with Burnham (Technical) Scale for London, with degree and training allowances and increments for industrial and/or teaching experience, where applicable, subject to the usual deduction for superannuation.

FURTHER particulars and application form, which should be returned within ten days of appearance of this advertisement, may be obtained by sending a stamped addressed foolscap envelope to the undersigned.

J. C. JONES, Director of Education. 15568

RADIO and television service man required. Able to drive; good wages and permanent position for first-class man.—Box 4621. 15511

TELEVISION and radio service.—Experienced T engineer required, able to drive an advantage; wages according to ability.—Barnes & Avis, Ltd., 140-1, Friar St., Reading, Berks.

INTERNATIONAL company requires radio mechanic for ground duties, preferably single; City & Guilds certificates, and practical experience; commencing salary £350 p.a.; accommodation provided; pensions fund.—Write Box 4822. 15518

Something New in 'Hi Fi'  
Equipment can always be  
seen at

### HOLLEY'S RADIO STORES

GOODMANS "AXIOM 150"  
SPEAKER

BARKER "150 CONCERT"  
STENTORIAN "DUPLEX" and  
full range of WHARFEDALE  
LOUDSPEAKERS

PICK-UPS by H. J. LEAK

ACOS "GP20" CRYSTAL

DECCA "FFRR" also MICRO-  
GROOVE New Model Heads

VORTEXION "STEREOPHONIC"

LEAK "POINT ONE"

WILLIAMSON, CHARLES and  
SOUND SALES AMPLIFIERS

ARMSTRONG RF 103/3 and  
EXP 83/3 CHASSIS

SUITABLE TWO SPEED MOTORS  
FOR MICROGROOVE RECORDS

OBTAINABLE AT

285, CAMBERWELL ROAD,  
S.E.5

Phone RODNEY 4988

Open all day Saturday

### TRANSFORMERS & COILWINDERS

#### NEW AND REWINDS

All transformers interleaved & Impregnated  
Tested for (1) shorted turns. (2) Insulation  
at 2 K.V. minimum. E.H.T. A SPECIALITY  
"E.E." MIDLAND SOUND & VISION (OILS  
18/8 SET. C.W.O.)

J. E. THORNBUR & SONS

3 DEAN AVE. MANCHESTER 16

CHO 3849

EST. 1925

100 kcs.  
QUARTZ  
CRYSTAL  
UNIT  
Type  
Q5/100



for Secondary Frequency Standards

★ Accuracy better than 0.01%. ★ Temperature coefficient 2 parts in a million per degree Centigrade temperature change. ★ Gold electrodes applied by cathodic sputtering direct to the faces of the crystal, giving permanence of calibration. ★ Simple single valve circuit gives strong harmonics at 100 kcs. intervals up to 20 Mc/s. ★ Oetal base mount of compact dimensions. PRICE 45/- Post Free

Full details of the Q5/100 including circuit are contained in our leaflet Q1. Send stamp today for your copy.

THE QUARTZ CRYSTAL Co., Ltd.

63-71 Kingston Road,

NEW MALDEN, SURREY

Telephone: MALden 0334



## NUSOUND PRODUCTS

136 WARDOUR ST., LONDON, W.1

Tel. GERard 8845

HOME BUILT TELEVISION AND AMPLIFIER SPECIALISTS

Full Mail Order Facilities (Add Postage)  
Mon./Fri. 9.5-3.0 p.m. Sat., 9-1 p.m.

### A QUALITY TRF RADIO FEEDER UNIT

The feeder unit is a wide band TRF using air spaced trimmers and preset to the three main stations with single switch control and including a gram. position. The circuit consists of three stages of tuning and uses two B7G miniature valves and diode output stage making a compact unit, size 7in. x 6in. x 2 1/2in. You can build this yourself at a cost of approx. £37/-. Full constructional booklet for A.G. or A.O./D.C. model 1/8, post free. Either model built and tested, £610/8 inc. (This unit will suit any of the well-known makes of amplifiers.)

### A 4 1/2 Watt QUALITY AMPLIFIER

This is a real QUALITY AMPLIFIER at a low cost and incorporates many features usually only obtainable in the more expensive types. Includes 3-stage neg. feedback, separate Bass and Treble boost controls, top cut and pre-amp. stage. Circuit consists of EF36 pre-amp. stage, EF36 boost stage into 6V6 output employing a special Hi Fi output transformer. Full constructional booklet for A.C. and A.O./D.C. models, 1/8, post free. Can be built for £47 (surplus valves), A.O./D.C. model £2 (new valves). Built complete and tested both models cost 10 gu., complete with new valves. (Both amplifier and feeder unit can be heard at any time without obligation.)

**VIEWMASTER TELEVISION** (working model on view.) Full constructional envelope for London or Birmingham, 5/-. All components in stock for above and Electronic television. Viewmaster cabinet £6 17/8, post 3/6.

**GRAMOPHONE EQUIPMENT.** Connoisseur pickups: Standard, £319/-; Trans., 13/-; Lightweight, one head, £514 8; Trans., 15/-; fibre pickup, £43/-; special trans., 25/-; Acos GP20, 71 3/4. Goldring lightweight, 61/4. Miniature or standard sapphire, 6/6; ruby, 8/8; Connoisseur Steel 20 for 2/10; Trailer Sapphire, 6/6. We stock a full range of Wharfedale speakers. W. B. Duplex speaker, £6/6/-; Goodmans Axiom 160 Twin Cone, £28/8/-; Goodmans Axiom 80, £615/-; Goodmans Axiom 22 20 watt twin cone, £12/13/-.

**NUSOUND TRANSFORMERS.** (Tapped pri. unless otherwise stated.) Available in our wide range, and we can wind to your own spec. delivery 4 days. Estimates free. 350-0-350 v., 150 m.a., 6.3 v. 4 a., 5 v. 3 a., 22. 350-0-350 v., 100 m.a., 6.3 v. 3 a., 5 v. 2 a., or 4 v. version, £1/6/3. 350-0-350 v., 75 m.a., 6.3 v. 3 a., 5 v. 2 a., or 4 v. version, £1/1/9. 400-0-400 v., 60 m.a., 6.3 v. 3 a., 5 v. 2 a., or 4 v. version, £1/0/3. 250-0-250 v., 60 m.a., 6.3 v. 3 a., 5 v. 2 a., or 4 v. version, 18/9.

700 v., 10 m.a., 6.3 v. 1.5 a., 4 v. 1 a., 13/6. 250-0-250 v., 100 m.a., 6.3 v. 3 a., 5 v. 2 a., 18/6. 6.3 v. 1 1/2 a. Heater trans. 230 pri. only, 6/9. 4 v. 2 a. Heater trans. 230 pri. only, 6/9. 6 v. 6 a. C.T. Heater trans. 230 pri. only, 15/6. 6.3 v. 3 a. C.T. Heater trans. 230 pri. only, 12/6. 12 v. 1 a. C.T. Heater trans. 230 pri. only, 8/6

**NUSOUND CHOKES.**  
OH4, 10 H., 150 ohms, 75 m.a., 4/6.  
OH10, 10 H., 300 ohms, 80 m.a., 4/6.  
OH10, 15 H., 250 ohms, 80 m.a., shrouded, 10/9.  
OH8, 10 H., 300 ohms, 100 m.a., shrouded, 9/6.  
OH9, 10 H., 300 ohms, 100 m.a., shrouded, 12/9.  
OH2, 5 H., 80 ohms, 250 m.a., shrouded, 19/6.  
Our comprehensive list of T.V.—Radio and Gramophone equipment, etc., is now available. Price add. post free.

### SITUATIONS VACANT WOOLWICH POLYTECHNIC, S.E.18.

THE Governing Body invite applications for the post of lecturer in Telecommunications in the Department of Physics and Telecommunications, from men who (a) possess a good Honours degree in Electrical Engineering (including telecommunications), or (b) possess a good Honours degree in Physics and have had experience in the telecommunications field. Candidates should be prepared to teach to the standard of the Higher National Certificate. Opportunities for holding degree work may arise. **BURNHAM** technical scale salary, £300X£15 to £555 plus London allowance and graduate additions. Starting salary according to industrial and teaching experience. Maximum possible is £702.

FULL particulars of the post and application forms may be obtained from the Clerk to the Governors, to whom they should be returned within two weeks of the date of this advertisement. **HIS MAJESTY'S COLONIAL SERVICE.** [5597]

**VACANCIES** exist for engineers, Posts and Telegraphs Department, Gold Coast.

The post is either permanent and pensionable or on contract; if on contract the salary would be fixed between £760 and £1,500 per annum; if permanent and pensionable the salary would be in the scale £660 to £1,300 per annum, point of entry in each case depending on age, qualifications, experience and war service; for contract appointments a gratuity of £150 for each year of service is payable at the termination of service; in addition to the above a cost-of-living allowance of £102 to £180 per annum is payable, the amount depending on the salary.

CANDIDATES must be competent engineers and be Associate Members of the Institute of Electrical Engineers, or hold an equivalent qualification exempting them from Parts 'A' and 'B' of the examinations; they should have had a thorough training in telegraph and telephone engineering, with experience in the engineering department of a Posts and Telegraphs Administration on automatic telephony, carrier telephony and underground cable development; they should also have undergone an apprenticeship with subsequent practical experience of power generation and distribution.

FURNISHED quarters at rents of £60 to £150 per annum, and free first-class passages each way each year for the officer and his wife, if married, and children up to 3 in number and up to 9 years of age, are provided; free medical attention; home leave on full pay at the end of each year of 18 months at the rate of 7 days for each month of resident service; income tax at local rates. INTENDING candidates should write for further particulars and application form to the Director of Recruitment (Colonial Service), Colonial Office, Secular Buildings, Great Smith St., London, S.W.1, giving brief details of age, qualifications and experience, as well as possible quoting the reference number 27323/3. [5645]

**REQUIRED** immediately, senior draughtsman; must have 10 years' experience in design and development of:

(A) **ELECTRO-MECHANISMS**, electronic chassis and ancillary equipment, design and development.  
(B) **MECHANISMS**, instrument type.  
H.N.C. standard and above; situated in Surrey, offering good future prospects and conditions in rapidly expanding research and development organization; write stating experience, age and salary; British born personnel only are required. —Box 4629. [5655]

**OUTSIDE** salesmen wanted for March (Cambs) and Norwich; wage and good commission. —Write Godfrey Radio Television, Brundall, Norwich. [5651]

**MANAGER** wanted for small factory, Elstree district, mechanical and electrical production experience; good prospects; full details. —Box 4726. [5617]

**DEVELOPMENT** engineer, experienced in radio test equipment good pay and prospects. —Write Taylor Electrical Instruments, Ltd., Slough, Bucks. [5639]

**FERRANTI, Ltd.**, Moston Works, Manchester, have staff vacancies in connection with long-term development work on an important radio tele-control project.


(1) **ENGINEERS** and scientists; ref. R.Sc.; qualifications include a good degree in physics or engineering, and preferably experience in electro-mechanical and servo control work, or microwave valve and/or circuit work; salary according to age and experience, in the range £500-£1,000 p.a.

(2) **TECHNICAL** assistants; ref. R.Tech.; for experimental work on radar, electronic circuits, microwaves, servo control and electromechanical devices; qualifications required: H.N.C. or its equivalent in electrical or mechanical engineering; salary in the range £275-£550 p.a. according to age and experience.

(3) **DESIGNER** draughtsmen, draughtsmen and junior draughtsmen; ref. R.D.; with experience in design of precision medium and light mechanical and electromechanical devices or electronic equipment; salary according to age and experience based on A.E.S.D. rates, a minimum. THE company has a staff pension scheme.

APPLICATION forms from the Staff Manager, Ferranti, Ltd., Hollinwood, Lancs. Please quote appropriate reference. [5541]

**ENGINEERS** required for electrical design of E radar apparatus, must have sound basic training, preferably degree in physics and experience in the technique; applicants should state age, experience and salary required. —Apply Personnel Department, Murphy Radio, Ltd., Welwyn Garden City. [5428]



## A WINDOW WORTH LOOKING INTO

**Chokes.** L.F. 200 m/a. 5 Henry 100 ohms, 3/6 each, 60 m/a. 7 Henry 500 ohms, 3/6 each, 20/40 m/a. 25 Henry 1,000 ohms, 4/6 each, 100 m/a. 1 Henry 12 ohms, 3/- each.

**Transformers.** Ex-W.D. 700 volt 20 m/a., 4 volt 1.25 amps., twice tested at 5000 v., 250 x 250 volt up to 60 m/a., 5 volt 2 amp., 6.3 volt 1 amp., 10 volt 1 amp., 13/6 each, 4 volt 2 1/2 amp., 9/- each. All with 230 volt 50 cycle input.

**Television.** Coils wound 45 mc/s lin. x jin. Polystyrene, single hole fixing 7d. each, formers only, 5d. each with slugs.

**Special Offer.** Condensers 6 mfd. Mansbridge 1,000 volt, 2/6 each, 1 mfd. "Mica" Condensers, limited number only, 2/6 each.

**Television Condensers.** "Trouble free" oil filled type, 1 mfd. 4,000 volt, 3/-, ditto 1 mfd. 5,000 volt, 3/3 each, moulded mica midget 1,000 and 500 P.F., 4d. each, 1,000 P.F. 9,600 volt ceramic type, 1/3 each, 1,000 P.F. Mica 5,000 volt, 1/6 each.

**Rectifiers.** LT 24 volt 8/10 amps., 32/6 each, LT smoothing Condensers 2,000 mfd. 12 volt, 3/6 each, Starter Relays 12 volt, 3/6 each.

**Television Receivers.** Type 3585, Brand New and Boxed, containing complete 45 mc/s Television Strip, using 6 EF 50 valves and diode, plus 16 other valves very useful type and hundreds of resistors and condensers. Limited number only, £47/6

**A.R.88.** Complete switch assembly with all screening. Brand new and boxed, 17/6 each. Each owner of this famous set should have one for a stand by.

**Television Receivers.** R1355 receivers. Brand new, complete with all valves, 59/6 each.

**Precision Pots.** 200,000 ohms. Wire-wound, 3 1/2 x 2 1/2in. roller wiper, 25 watts, 4/6 each, 10K wire wound heavy duty, 10 watts, 2/6 each.

**Public Address Speakers.** By well known maker. P.M. in cabinet brand new, 13/6 each.

**Television Power Packs.** Ex-W.D. type 285. 230 volt input, 2,000 volt 5 m/a. 350 x 350 200 m/a. 6.3 volt 15 amps, complete with rectifying valves, £41/6 each.

**Television Amplifiers.** Type 208a, with 2 E.F., 50 valves for both sound or vision, 15/6 each.

**500 P.F. Single Gang Condensers.** By the best known maker in the country a real precision condenser, 3/6 each.

**Holders.** Television E.H.T., 10d. each. Extra heavy insulation, 1/3 each. 607 6d. each. Television H.V. valve tops, 6d. each. Condensers, Midget 1 mfd., 3d. each. Pdx Sheet. 24in. x 24in. x 1/16in., 3/9 per sheet.

Open all day Saturday

**G. W. SMITH & CO.**  
(RADIO) LTD.

3, LISLE STREET, LONDON, W.C.2  
Phone: GERard 8204

## ENGINEERS!

Whatever your age or experience, you must read "ENGINEERING OPPORTUNITIES". Full detail of the easiest way to pass A.M.I.Mech.E., A.M.I.C.E., CITY & GUILDS (Electrical, etc.), MATRIC., etc., on "NO PASS—NO FEE" terms and details of Courses in all branches of Engineering—Mechanical, Electrical, Civil, Auto., Aero., Radio, etc., Building, etc. If you're earning less than £10 a week, tell us what interests you and write for your copy of "ENGINEERING OPPORTUNITIES" today—FREE!

### B.I.E.T.

387 Shakespeare Hse.,  
1-19 Stratford Place,  
London, W.1

BRITISH INSTITUTE OF ENGINEERING TECHNOLOGY

**SOUTHERN RADIO'S WIRELESS BARGAINS**

**R.A.F. BOMBIGHT COMPUTERS.** Complete with motors, gyro, blowers, gears, etc. Ideal for model makers and experimenters. The best component value ever offered. 55/-, plus 6/- carriage.

**SERVO UNIT ASSEMBLY** for bombight computer, including 27 volts motor, gearing, blowers, etc. 17/6.

**CONTACTOR TIME SWITCHES.** 10-hour movement with thermostatic control. Two impulses per second. Complete in sound-proof case, 10/-, plus 1/4.

**TR1196 SIX VALVES SUPER-HET RECEIVERS.** Complete with valves, etc., 22/6.

**PERISCOPEs.** Ex-U.S.A. Type M.8, complete with removable telescope, 17/6.

**COMMAND RECEIVERS.** B.C.454 (49/100 metres), B.C.465 (33/49 metres). Complete with six valves. Ideal for easy conversion to mains receivers or car radio, 35/-, plus 1/4. Conversion circuit to mains etc., 1/6.

**CAMERA CONTROL UNITS.** Type 35 No. 26. Complete in wooden box, 20/-.

**LUBERA HOLE CUTTERS.** Adjustable from 1/4 to 3/16. For use on wood, metal, plastic, etc., 5/6.

**RADIO COMPASS INDICATORS,** with Selsyn motor. 3in. dial 360 degrees, 13/6.

**ROTOtherm.** Temperature gauges, from 200 to 600 degrees Fahrenheit. Chromium finish, 6/-.

**SECTIONAL AERIALS.** 8ft. interlocking, 3/6, base for same, 2/6.

**WESTECTORs.** W.6 and W112 types, 7/6 per doz.

**TROAT MICROPHONEs.** Complete with lead and plug, 3/6.

**CRYSTAL DETECTORs.** Semi-permanent type, 2/6.

**RESISTANCEs.** 100 Assorted values, from 1-watt to 3-watts. All useful values, 9/- per 100.

**CONDENSERs.** 100 Assorted values. All useful sizes. Mica and tubular, 15/- per 100.

**INDICATOR UNITS.** Type B.C.29A; seven valves 2X2 (1), 6H6 (2), 606 (1), 6SN7 (2), three B.F.1. Tube, switching motor, etc. Ideal for oscillator conversion, 44/-, plus 3/- carriage.

**DRIVE CABLEs** for B.C.453/454. 14ft. long with adaptors at either end, 8/6, post 1/- extra.

**RECEIVER TYPE RL125.** Brand new complete with 2 valves, 17/6.

**RADIO RECEIVERS TYPE R-28/ARC-5.** Complete with 10 Valves, 717 (4), 12SHZ (3), 12SL7 (2), 12A6 (1), etc., etc. 100-156 m/c/s., designed for Crystal Control, 55/-, plus 5/-. Full List of Radio Publications, 21d.

**THOUSANDS OF BARGAIN LINES FOR CALLERS.**

**SOUTHERN RADIO SUPPLY LTD.**  
11 Little Newport St., London, W.C.2  
GER. 6653

**SITUATIONS VACANT**

**STANDARD** electric ball microphones.—Wanted, technician with knowledge of this microphone to service a quantity in spare time.—Ring Dean, Crayford, 2640. [5520]

**DEVELOPMENT** Engineer required for the design of short wave diathermy equipment and similar industrial H.F. heaters, B.Sc., A.M.I.E.E., or Higher National, age 25-40 years. **GOOD** experience essential, including crystal control, particularly in the range 10-50 megacycles.

**WRITE,** stating experience and salary required, to Personnel Manager, Edison Swan Electric Co., Ltd., Ponders End, Enfield. [5548]

**GRADUATE** Engineers required for high-frequency cable testing.—Apply, giving age, experience and salary required, to Ref. 423, Siemens Brothers & Co., Ltd., Woolwich, S.E.18. [5546]

**RADIO** and electrical engineer, single, aged 26-32, required by British company trading Middle East; salary according to experience; pension scheme, cost living allowance, etc.—Apply Box 4626. [5523]

**SECRETARY** (short-hand typist) wanted by editor of radio journal in London, familiar with technical terms and some experience of radio industry and organisations, interesting work; 5 day week.—Box 4879. [5620a]

**BUYER**—Vacancy exists at West London factory for experienced chief buyer, preferably with technical knowledge of electronics.—Apply, giving full details of past experience and salary required, to Box 4832. [5551]

**RADIO RENTALS** Ltd., require expert wireless and television engineers immediately; ownership of saloon car essential; excellent prospects.—Apply by letter only in first instance, to 33-41 Westbourne Grove, W.2. [5403]

**PILOT RADIO** Ltd., requires immediately fault finders, testers and mechanical inspectors for radio and television alignment; experienced in factory production; five day week, with good pay.—Apply, giving details of experience, to Park Royal Rd., London, N.W.10. [5294]

**REQUIRED**, student technician, age 17-21, Biophysics and Electronics Section; salary from £110 p.a. to £225 p.a. plus £10 London allowance.—Apply, to Postgraduate Medical School, Ducane Rd., London, W.12. [5655]

**RADIO** service engineer required by North London dealer, knowledge of television an advantage; able to drive; regular job, good pay; write in confidence, giving details of theoretical training and practical experience.—Box 4708. [5605]

**SENIOR** physics or engineering graduates required for original experimental work on electronics and ultrasonics in research department of scientific instrument makers in London area; write stating experience and salary required.—Box 4631. [5542]

**INTERNATIONAL** company require radio mechanic for ground duties overseas; candidates preferably single with City & Guilds certificates and practical experience; commencing salary £295/6 p.a. plus allowances; pensions fund.—Write Box 4623. [5521]

**RADIO** engineers required for central service department; practical experience of repair work essential; men with television, knowledge preferred.—Apply, J. & P. Stone Lighting & Radio, Ltd., Edgware Rd., The Hyde, Hendon, N.W.9 (corner Colindale Ave.). [5498]

**TRAINEE** radio/television engineer, with good fundamental knowledge, required in service dept. of East London firm with leading agencies; salary according to age and experience.—Apply for interview to L. B., Leytonia Radio, 828, High Rd., Leyton, E.10. [5514]

**JUNIOR** draughtsman required in Surrey research organization; age 20-25, situation offers great scope and opportunity under ideally congenial conditions; experience should be of electromechanical nature; write stating age, experience, schools and present salary.—Box 4630. [5556]

**IN** any grade or capacity there is usually a position for the right man at Sound Sales Ltd.; applicants, who should be of British origin, should state age, details of experience, salary or wage required, by letter; testimonials should not be forwarded with inquiry; previous factory experience essential.

**THE** Managing Director, Sound Sales, Ltd., West St., Farnham, Surrey. [10054]

**MECHANIC** required for the construction and servicing of industrial electronic apparatus; maintenance of mechanical apparatus, etc.; West London area.—Forward details of education, experience and salary required to Box A.C.893, Central News, Ltd., 17, Moor-gate London, E.C.2. [5376]

**THE GENERAL ELECTRIC Co., Ltd.** are expanding their radio development laboratory at Coventry and a number of vacancies for Senior and Junior Engineers exist at present and a further considerable number of vacancies will occur during the next few months in the new laboratory.

**APPLICATIONS** are invited from development engineers with experience of microwave radio or radar techniques who are capable of developing equipment and components to Service Specifications.

**WRITE,** quoting Ref. C.H.C. (1) to Personnel Officer, General Electric Co., Ltd., Radio and Television Works, Coventry.

**ELECTRONICS;** large aircraft company has vacancies for specialists in electronics; applicants should not be under 27 years of age, nor have less than five years' experience since qualifying; responsible positions are offered in connection with important research and development work; applications, stating date of birth, qualifications, experience, present job and salary, should be sent to:—Box 4132. [5486]

**SOLONS FOR YOUR SOLDERING JOBS!**

Types available—65 watt ova tapered bit, 65 watt round pencil bit, 125 watt oval tapered bit, 125 watt round pencil bit, 240 watt oval tapered bit.



These five models will satisfy practically every soldering demand whether for the occasional household job or continuous soldering under workshop or factory conditions. With the Solon the heat is in the bit itself... continuously... hour after hour; all connections housed at end of handle away from heat. Each model complete with 6 feet Henley 3-core flexible. Now available from stock. Write for folder Y.10.

**W. T. HENLEY'S TELEGRAPH WORKS CO. LTD.**  
51-53 Hatton Garden, London, E.C.1

**TESTSCOPE Mains Tester**

For high & low voltage testing:—  
1/30 & 100/850 volts A.C.  
or D.C. Write for interesting leaflet 30F.



**RUNBAKEN · MANCHESTER 1**

**WALTON'S of Wolverhampton**

2-valve Mine Detector Amplifiers, a metal chassis approx. 11 x 3 1/2 x 2in. and containing all you require for a Mains or Battery Amplifier, including: 2 octal valve holders, volume control, inter-valve transformer, 4 mica and paper condensers, 8 1/2-watt resistors, valve caps, etc. All absolutely brand new and contained in the actual sealed box as despatched by the manufacturers.

Our price for the complete chassis, 3/6 each or 2 for 6/-. Carriage paid.

**HURRY!** Don't wait until it's too late! They cannot last long at this price.

203, Staveley Road,  
WOLVERHAMPTON

**BASS REFLEX CABINETS**

Our RU12 is the best for the Axiom 12 and 22, the Barker, and Wharfedale Golden Units. **From £10**

Stamp for leaflets from

**CABINETWARE**  
SUMMIT WKS., HEYES ST., BLACKBURN

**HILL & CHURCHILL LTD. BOOKSELLERS**

**SWANAGE · DORSET**

Available from stock:

- Bronwell & Beam "Theory and Application of Microwaves" ..... 51/-
- Fink "Radar Engineering" ..... 59/6
- Ladner & Stoner "Short Wave Wireless Communication" ..... 35/-
- Zworykin and others "Electron Optics and the Electron Microscope" ..... 60/-
- Zworykin & Morton "Television" ..... 56/-
- Keen "Wireless Direction Finding" ..... 45/-
- Starr "Electric Circuits and Wave Filters" ..... 25/-
- Amos & Kellaway "Radio Receivers and Transmitters" ..... 25/-
- Hartshorn "Radio-frequency Measurements, by Bridge and Resonance Methods" ..... 21/-

(Postage extra)

**CATALOGUE ON APPLICATION**



# AMC

## TELEVISION

### F. V. D.

**FULL VISION DRIVE TUNING SCALE**

New 3 colour scale Copenhagen plan now available for immediate delivery.

All Steel **CADMIUM PLATED POWER AND TIME BASE CHASSIS** valve-holders, 3 point and single socket and all necessary cut-outs.

**SOUND PANEL CHASSIS ASSEMBLY**, fitted with screens, valve-holders, formers and dust cores.

**VISION PANEL CHASSIS ASSEMBLY**, fitted with screens, valve-holders, formers and dust cores.

**9in. C.R. TUBE SUPPORT** for mounting on top of Gantry Assembly.

**9in. CREAM MASKS.**

5, SHAKESPEARE RD., FINCHLEY, N.3  
Phone: FINchley 2188

## LABORATORY TEST EQUIPMENT

High Grade test equipment **GUARANTEED** equal in every way to the maker's specification. We offer only New or rebuilt instruments, recalibrated if and where necessary.

**WAVEMETERS** by R.C.A., Type TE.149. Frequency range 200 Kc., to 30 Mc/s, by harmonics. Directly calibrated dial from 2.5 to 5 Mc/s. Scale length 9 feet. Absolute accuracy 0.02 per cent. Crystal accuracy 0.005 per cent. Supplied with instruction book, spare valves and components in a well fitted transit case. Battery operated. **NEW. £14.**

**SIGNAL GENERATORS** by SALFORD INSTRUMENTS. Type 106. These new instruments have been modified by us to cover the television ranges. Frequency ranges, 10 to 80 Mc/s. Modulation 1,000 cycles at 30 per cent. Provision for pulse modulation. Precision 75 ohm attenuator terminated with 75 ohm line. R.F. output 0.5 μV. to 100 mV. Mains operated. **£55.**

**COSSOR** signal generator and ganging oscillator, type 343, complete with instruction book and sealed in the maker's carton. **NEW. £19.**

Also in stock we have valve voltmeters, wavemeters up to 1000 Mc/s. Precision attenuators, Signal generators type TF.144G, & TF.390F Oscilloscopes type Ultra Mk.II Send for lists.

## HATFIELD INSTRUMENTS

175, UXBRIDGE RD., HANWELL, LONDON, W.7.

Telephone: EAL. 0779

### SITUATIONS VACANT

**D**RAUGHTSMAN with electronic experience required in the test gear department of large radio manufacturer in East London area; applicants should have electronic experience on similar equipment.—Kindly state full details of experience with age and salary required to Box 4655.

**A**n experienced glass blower is required by the English Electric Valve Co., Ltd., Chelmsford; applicants should write, giving full details of training and previous experience, mentioning reference 438, to Central Personnel Services, English Electric Co., Ltd., 24-30, Gillingham St., S.W.1. [4634]

**A** NUMBER of senior and junior vacancies for radio, radar, electronic, television, etc., development, service engineers, draughtsmen, wiremen, testers, inspectors, etc., urgently required 30 television service engineers.—Write in confidence, Technical Employment Agency, 179, Clapham Rd., S.W.9 (Brixton 3487). [5191]

**F**ITTERS required for production of metal frame works, etc., for wireless transmitters and receivers; piecework shop, skilled men average approx. £6/14, rising to £7/4 per week; full canteen facilities available.—Details, experience and age to Personnel Section, Marconi's Wireless Telegraph Co., Ltd., New St., Chelmsford. [5543]

**D**RAUGHTSMEN with electronic experience required by large radio manufacturer in the East London area; applicants should have thorough drawing office training and technical education to national certificate or equivalent standard; kindly state full details of training and experience with age and salary reqd.—Box 4624. [5519]

**S**HEET metal workers required for production of cabinets and enclosures for wireless transmitters and receivers; piecework shop, skilled men average approx. £7/11 per week; canteen facilities available.—Details, experience and age to Personnel Section, Marconi's Wireless Telegraph Co., Ltd., New St., Chelmsford. [5545]

**D**ESIGN draughtsman required by progressive company in N.W. Kent for design of high quality electronic equipment; applicants who should preferably be experienced in Ministry requirements contract work should apply stating full details of age and experience; salary £250 p.a. and upward according to ability.—Write Box 4709. [5606]

**S**ENIOR electronic development engineer fully experienced in light electro mechanical engineering required for development work on microwave transmission systems including the design of waveguide rotating joint, paraboloid reflectors with dipole feed and equipment for the measurement of antenna system polar diagrams.—Box 4627. [5529]

**T**ESTERS required for high-grade radio communication equipment by the Plessey Company, Ltd. Applicants must have experience on the test of transmitter receivers and naval experience would be considered an advantage.—State full details of experience, age and salary to personnel Manager, The Plessey Company, Ltd., Hford, Essex. [5616]

**S**ENIOR electronic engineer, fully experienced in light electro mechanical engineering, required for development work in industrial electro mechanical equipment. A thorough knowledge of general electrical engineering and electronic techniques is required; applicants should be capable of carrying through a project to the production prototypes entirely on their own initiative.—Box 5067. [5637]

**S**ENIOR physicist or electronic engineer is required by the English Electric Valve Co., Ltd., Chelmsford for design and development work on travelling wave tubes.—Applicants with considerable experience in this field should write, giving full details of qualifications and experience, quoting reference 440, to Central Personnel Services, English Electric Co., Ltd., 24-30, Gillingham St., London, S.W.1. [5625]

**D**RAUGHTSMEN.—It is necessary to expand considerably Marconi's Wireless Telegraph Co., Ltd., drawing office at Acton; all grades of draughtsmen (electrical or mechanical D.O. experience) are required for design and detail work on radio and electronic equipment.—Write, giving full details, quoting reference 127A, to Central Personnel Services, English Electric Co., Ltd., 24-30, Gillingham St., London, S.W.1.

**D**ESIGNER draughtsman required for the design and development laboratory of an engineering company of international repute in London; applicants must possess Higher National Certificate or equivalent qualifications, and have a practical experience in plastic moulds, small special purpose machinery, press tool work and general machine tool knowledge.—Apply, stating age, qualifications and experience, to Box 4634. [5556]

**E**NGLISH ELECTRIC Co., Ltd., Chelmsford, require a junior engineer for design and development work on high power transmitting tubes; the successful applicant will be required to serve at least 12 months testing transmitting valves in order to gain necessary experience.—Write, giving full details, quoting reference 419A, to Central Personnel Services, English Electric Co., 24-30, Gillingham St., London, S.W.1. [5624]

**E**LECTRONICS.—Interesting vacancies now exist in the Nelson research laboratories of the English Electric Co., Ltd. University trained engineers or physicists are required for design of special circuits for electronic computing machines at Stafford and in the London area. Vacancies also exist in these laboratories for electronic engineers with H.N.C. (Elec.). Please write, giving full information, quoting reference 305, to Central Personnel Services, English Electric Co., Ltd., 24-30, Gillingham St., London, S.W.1. [5631]

## SUPACOILS

**OFFER**

THE LATEST EDITION OF THE  
**HOME CONSTRUCTOR'S HANDBOOK**

No keen radio enthusiast should be without this invaluable booklet which is of equal use to beginner, amateur or professional radio engineer. It contains, among other things:—

- Circuits of feeder units, superhet receivers, test equipment, amplifiers and power packs, etc.
- Pages of servicing and constructional information which will assist you in YOUR radio problem.
- Complete resistance colour code.
- A considerable amount of invaluable general Radio information.
- A comprehensive catalogue.
- Above all it is profusely illustrated with half tone blocks and costs 1/6 only or a copy will be given FREE with every order for £1 or more.

We also offer the following selection from our stocks of quality components.

- **COILS.** A complete series of High Q variable iron dust core coils in wave-lengths: 10-30, 16-50, 30-75, 75-200, 190-550 and 800-2000 metres. Aerial, H.F. or Oscillator at the remarkable price of ..... 3/- each
- **MODEL 30** famous 3 waveband superhet Coil Packs, aligned ..... 2/9 1/2 inc. Full connection details and instructions given with every pack.
- **MODEL 40** Coil Packs—similar, with R.F. stage, aligned ..... 5/7 1/2 inc.
- **MODEL 30 TUNING UNIT** consisting of 30 Coil Pack, pair of "M.M." I.F. Transformers, matched 2-gang and attractive Dial. Components aligned together as a unit and sealed, ..... 5/4 1/2 inc.
- **MODEL 40 TUNING UNIT**, similar, with R.F. stage ..... 8/3 1/2 inc.
- **6 BAND COMMUNICATIONS** coil pack ..... £8 11 10 Or supplied with J.B. Caliband Drive which incorporates a dual pointer mechanical band-spread drive at ..... £9 11 4
- **RECORD CHANGERS** and Micrograms by all leading manufacturers—we specially recommend the Plessey entirely automatic changer which plays mixed 10in. and 12in. records. Price 12 gns, plus £5/14/8 P.T.
- **PICKUPS**, dial drives, chassis, loud-speakers, soldering equipment, valves and all components. Also a comprehensive range of instructional Books at reasonable prices.

## SUPACOILS MAIL ORDER OFFICE

98, Greenway Ave., London, E.17

### MOBILE (6 volt) AMPLIFIER

- \* 4 valves, L48, H63, 6V6, 6V6.
- \* Built-in Output transformer.
- \* 7-watts output.
- \* Housed in metal carrying case, 12in. x 6in. x 4in.
- \* Plug-in Power unit supplied.
- \* Complete with valves 9 gns. Carr. Paid.
- Re-entrant weatherproof speaker to match, 22/6.
- Ex-Govt. M.coil Microphone with transformer, 10/6.

### DIAGRAM CHASSIS (A.C. Mains)

- 5 valves, superhet circuit, 6V6 output.
- Large illuminated glass dial.
- Volume, W/change, Tuning and Gram controls.
- Chassis: 16in. x 7in. x 2 1/2in.
- Supplied complete with Speaker.
- £11 15s. Od. Carr. Paid.

### SPECIAL

- 3 1/2in. P.M. Speaker, 2-3 Ohms, New and Boxed, 12/-.
- Post Free.

**RADIO UNLIMITED, ELM ROAD, LONDON, E.17**

# EDDYSTONE

## '750' RECEIVER

WEBB'S RADIO APOLOGISE  
for the error in their advertisement  
in the June issue, the price of the  
Eddystone "750" Receiver being

### £49.10s.

and NOT £45 as stated.

## WEBB'S RADIO

14 Soho Street, Oxford Street  
London, W.1 GERRARD 2089

### YOUR METER DAMAGED ?



Repairs by skilled craftsmen to all makes and types of Voltmeters, Ammeters, Microammeters, Multirange Test meters, Electrical Thermometers, recording instruments, Synchronous Clocks, etc. Quotations delivered for speedy estimate send defective instrument by registered post to

**L. GLASER**  
Electrical Instrument Repairers  
341 CITY ROAD, E.C.1.  
Tel. Terminus 2489

## B. & H. RADIO EAST STREET, DARLINGTON

**BASS & TREBLE SEPARATOR**  
Enables the use of separate speakers for bass and treble. Permits adjustment of amount of treble relative to bass and also allows speakers of different impedance to be used. Kit of parts £1 9 6

**SCRATCH FILTERS**  
Give marked reduction of scratch level without serious effect on treble response. £15 0

**VARIABLE SELECTIVITY I.F. TRANSFORMERS.** 465 k/cs. Give 3 degrees of selectivity. Per pair £1 0 0

**WHISTLE FILTER**  
Completely eliminates that annoying 9 k/cs inter-station whistle. Easily inserted in speaker leads and suitable for any impedance 2 to 30 ohms. Gives a very sharp, narrow cut, guaranteed better than 40 db, with negligible insertion loss. £1 13 6

### SITUATIONS VACANT

**CAPABLE** man of high intelligence and integrity as personal assistant to owner-manager of soundly established London retail radio and electrical business; state age and full details of career.—Box 4707. [5603]

**SENIOR** electronic development engineer; 25 years' experience in light mechanical engineering, required for development work on microwave transmission systems including the design of wave guide rotating joints, paraboloid reflectors with dipole feed and equipment for the measurement of antenna system polar diagrams.—Box 5066. [5638]

**JUNIOR** draughtsmen required by progressive N.W. Kent manufacturers for the design of high quality electronic apparatus; knowledge of Ministry contract work would be an advantage but is not essential; excellent prospects of advancement for the right applicants; please give full particulars of age, experience and salary required.—Write Box 4710. [5607]

**ELECTRONIC** engineers are required by a large aircraft company for experimental work on a new and interesting project; applicants, who should preferably be under 35 years of age, must have received technical education up to a degree standard and should be experienced either in U.H.F. design and measuring techniques or in instrumentation work.—Applying age, experience, and salary required, to Box 5061. [5627]

**ENGINEER** Inspectors required for employment on all aspects of electrical inspection of prototype electronic equipment. Qualifications: age 25-30; Higher National Certificate standard with production experience in radio engineering; knowledge of A.I.D. work would be an advantage.—Applicants to write quoting ED/16 and giving full details to Personnel Department, E.M.I. Engineering Development, Ltd., Blith Rd., Hayes, Middx. [5628]

**SENIOR** television engineer required by the English Electric Co., Ltd., to supervise development and take general technical control of television receiver engineering at their Liverpool works; applicants, who should be qualified engineers with extensive experience in this class of work, should write, giving full details, quoting reference 447, to Central Personnel Services, English Electric Co., Ltd., 24-30, Gillingham St., London, S.W.1. [5634]

**JUNIOR** electrical engineers are required for the development and design of television camera and associated equipment at Marconi's Wireless Telegraph Co., Ltd., Chelmsford; salary £350-£550 p.a.; senior engineers with research or development experience in this field also required; salary £600-£900 p.a.—Send full details, quoting reference 323A, to Central Personnel Services, English Electric Co., Ltd., 24-30, Gillingham St., London, S.W.1. [5632]

**TELEVISION** development engineer, with at least four years' laboratory experience in the development of vision and sound receivers, required to fill a vacancy in a new section; applicants should have commercial experience in the design of such equipment for production.—Apply in writing, giving age, qualifications, details of experience, salary required, etc., to the Personnel Dept., Cinema Television, Ltd., Worsley Bridge Rd., Lower Sydenham, S.E.26. [5513]

**AN** experienced design draughtsman is required for the Nelson Research Laboratories of the English Electric Co., Stafford; the successful applicant will be required for duties connected with special electronic valves and other vacuum devices and it is essential that applicants should be experienced in this class of work.—Write, giving full details quoting reference 143, to Central Personnel Services, English Electric Co., Ltd., 24-30, Gillingham St., London, S.W.1. [5586]

**UNIVERSITY** of Edinburgh.—A vacancy for one technician (Grade B) exists in the Electronics Section of the Engineering Department; the duties consist mainly in the construction and repair of electronic equipment, and applicants should have experience in this class of work; salary range £240×£15-£330.—Applications, stating qualifications and experience, should be submitted to the Secretary to the University, Old College, South Bridge, Edinburgh, before 15th July. [5589]

**SANGAMO WESTON**, Ltd., have a vacancy in their instrument sales correspondence section; applicants should have a good general technical training, with some specialisation in electrical measuring apparatus; they should be capable of expressing themselves clearly and concisely both in conversation and correspondence.—Applications should be sent, in strict confidence, to the Employment Manager, Sangamo Weston, Ltd., Cambridge Rd., Enfield, Middlesex. [5400]

**APPLICATIONS** are invited for the position of technical representative in the Manchester and Northern area in connection with the Company's manufacture of industrial electronic equipment; appropriate technical and commercial experience with this class of equipment is essential; the position is permanent and the successful candidate will be required to live in the Manchester area; car will be provided.—Apply, quoting reference 356B, to Central Personnel Services, English Electric Co., Ltd., 24-30, Gillingham St., London, S.W.1. [5642]

**APPLICATIONS** are invited for the position of technical design engineer in the F.H.P. Motor Laboratory at a large electrical engineering company in the West London area; experience of F.H.P. motor design and performance, and ability to accept full responsibility of a project from the initial design stage to factory production is essential; applicants should possess engineering degree or equivalent qualifications; apply, giving details of age, education and job history to—The Employment Officer, Hoover, Ltd., Perivale, Greenford, Middlesex. [5537]

## BOROUGH POLYTECHNIC Borough Road, S.E.1.

### Full-Time Courses in Electrical or Radio Engineering

Full-time "sandwich" courses covering a total period of four years, equal periods being spent at the Polytechnic and in industry, will begin in September next. The courses lead to the examinations for the Higher National Diploma in Electrical or Radio Engineering, giving exemption from the associate membership examinations conducted by the Institution of Electrical Engineers.

Students seeking admission should either have passed the School Certificate Examination, with credit marks in Mathematics and Physics, or have taken the first and second years of the Ordinary National Certificate Course in Electrical Engineering.

Further particulars and forms on which to apply for admission may be obtained from the Secretary.

**ASTROGRAPHS**, ex-U.S. Army Type, complete in strong wood cases, suitable photographic enlarging, 8/6 each, carriage 3/6. Cases only, 6/6 each, carriage 2/6. **INSTRUMENT WIRE** and many other Electrical and Radio bargains.

Send S.A.E. for List.

L. C. Northall, 16, Holly Road, Quinton, Birmingham, 32.

Retail Stores: 416, High Street, Smethwick.

### RECONDITIONED TIMESWITCHES

Ideal for 1,000 automatic switching jobs:—Shop windows, poultry lights, heaters, radios, neon signs etc. Every one guaranteed for a year. Wholesale & Export enquiries invited. From 30/- each (key, instructions post free)

Write: J. DONOHOE  
2, UPPER NORFOLK STREET,  
NTH. SHIELDS, NORTHUMBERLAND

### TO DEALERS

We can offer a limited number of Dealers a reliable and quick **RADIO & TELEVISION REPAIR SERVICE**

### REGO-FRASER

TELE-RADIO ENGINEERS

62, Hare Street, Woolwich, S.E.18

Tel. WOO. 1804

## SPECIAL OFFER

### NO. 2 PARCEL

of new components, contains 100 resistors, 50 condensers, 50 yds. sleeving, 20 valve holders, volume controls, knobs, tuning condenser, wire, nuts, screws, washers, tag strips, grid clips, and many other useful components. Only 250 parcels, offered at the low price of

**30/-** post paid (overseas 35/-). Exceptional value, less than half cost price. Satisfaction guaranteed or money refunded.

## COVENTRY RADIO

Component Specialists since 1925

189, DUNSTABLE ROAD, LUTON, BEDS.



# OPPORTUNITIES IN RADIO



Get this FREE Book! "ENGINEERING OPPORTUNITIES" reveals how you can become technically-qualified at home for a highly-paid key-appointment in the vast Radio and Television Industry. In 176 pages of intensely interesting matter, it includes full details of our up-to-the-minute home study courses in all branches of TELEVISION and RADIO, A.M. Brit. I.R.E., City & Guilds, Special Television, Servicing, Sound Film Projection, Short Wave, High Frequency, and General Wireless Courses.

We definitely Guarantee "NO PASS—NO FEE"

If you're earning less than £10 a week, this enlightening book is for you. Write for your copy today. It will be sent FREE and without obligation.

BRITISH INSTITUTE OF ENGINEERING TECHNOLOGY  
388B SHAKESPEARE HOUSE  
17/19 STRATFORD PLACE, LONDON, W.1



## SITUATIONS VACANT

**C**HIEF engineer required to take charge of small laboratory at radio manufacturers in N.E. London; must have good technical ability in design of R.F. test equipment and radio components; write, giving full particulars of qualifications and experience, stating age and salary required.—Box 5069. [5649]

**L**ARGE firm of radio valve and cathode ray tube manufacturers require immediately for the Birmingham area a senior service engineer; applicants must be resident in the Birmingham district and should be capable of organising and technically operating a service department concerned with the examination of valves and cathode ray tubes.—Write, stating age, experience and salary required, to Box 4727. [5620]

**M**INISTRY OF CIVIL AVIATION.—Vacancies for radio mechanics: men between the ages of 21 and 40 are invited to apply for appointment as radio mechanics in the Ministry of Civil Aviation for service at civil aviation radio stations; candidates should possess knowledge of the fundamental principles of electricity and radio and have had practical experience in the maintenance of radio or radar equipment; full particulars and application forms can be obtained from the Ministry of Civil Aviation, Estia/E5/24/01, 19/29, Woburn Place, London, W.C.1.

**F**IRST-CLASS Honours University Graduates in engineering or physics are required for a few outstanding senior positions at the research laboratories of the General Electric Co., Ltd., North Wembley, Middx.; only men with initiative and willing to take responsibility will be considered for research and development work in electronic and mechanical engineering laboratories and design offices; salaries will be commensurate with experience and qualifications.—Applications should be sent to the Personnel Officer and should contain a good general background of record.—[5550]

**M**ARCONI'S WIRELESS TELEGRAPH Co. Ltd., Chelmsford, require experienced draughtsmen for (a) design of radio communication and radar equipment, (b) design and detail of light structural steel work, (c) installation drawing office; previous D. experience essential, preferably on radio or electronic equipment; for (c) previous electrical layout experience would be suitable.—Write, giving details of age, qualifications and experience, quoting reference 132, to Central Personnel Services, English Electric Co., Ltd., 24-30, Gillingham St., London, S.W.1. [5587]

**G**OODMANS INDUSTRIES, Ltd., Lancelot Rd., Wembley.—Due to continued expansion we have several vacancies for additional personnel including the following: Engineers for design and development of all types of loudspeakers, microphones, loudspeaker and cone diaphragms. Technical assistants; foreman and chargehands; technical correspondents; cone making personnel, etc. Applicants with suitable qualifications who wish to enter this interesting and expanding field with an opportunity of advancement and security should write, giving details of previous experience, salary received and salary now required. All replies marked "Private" will be considered and treated in strict confidence. [5585]

**E. K. COLE, Ltd. (Electronics Division)** invites applications for the post of senior engineer physicist; the person appointed will be responsible for the design of electronic equipment, for nuclear research, health protection, and the application of radioactive isotopes to industrial problems; a good physics degree is an essential qualification; candidates should have an intimate and up-to-date knowledge of atomic physics, together with a sound knowledge of modern electronic circuit techniques, and not less than 5 years' experience on equipment design; salary will be commensurate with the degree of responsibility the successful applicant is able to carry, and entry into the Company's Pension Scheme will be offered after a period of service.—Full particulars relating to the Personnel Manager, Ekco Works, Malmesbury, Wilts. [5648]

**T**HE Electronic Division (South Western) of a leading radio company invite applications for the post of Assistant to the Head of the Pre-Production Department; candidates must have had a good training in light electrical and mechanical engineering practice, including control of machine shops, assembly, wiring and winding sections engaged in the manufacture of prototype models of radio, radar and general electronic equipment; ability to plan and progress, and a sound appreciation of Ministry standards in materials, components and finishes is essential; five years' experience in similar capacity is a necessary qualification for the post; entry into pension scheme will be offered after a period of service; applications will be treated in strictest confidence and full details should be submitted within seven days of the appearance of this announcement.—Box 4633. [5552]

**A** NUMBER of vacancies will arise this summer for draughtsmen at the Bradford works of the English Electric Company; this is due to further expansion, and stable employment under excellent conditions is offered to suitably experienced men; the new drawing office will be concerned with control gear for rolling mills and mining equipment to be manufactured at Bradford; applications are invited from switchgear and control gear draughtsmen; electrical and mechanical draughtsmen who have not had previous experience in this field but who have had sound electrical or mechanical D.C. experience will also be selected; junior or intermediate grade draughtsmen who wish to gain experience of this interesting electro-mechanical work are also invited to apply.—Write, giving full details, quoting reference 138, to Central Personnel Services, English Electric Co., Ltd., 24-30, Gillingham St., London, S.W.1.

## THE MODERN BOOK CO.

Radio Servicing—Theory and Practice. By A. Marcus. 35s. Postage 9d.

The Theory and Design of Inductance Coils. By V. G. Welsby. 18s. Postage 9d.

A Home Built FM Receiver. By K. R. Sturley. 4s. 6d. Postage 3d.

Television Servicing Manual. By E. N. Bradley. 4s. 6d. Postage 3d.

The Radio Amateur's Handbook, 1950 Edition. By A. R. L. 20s. Postage 9d.

Antenna Theory and Design. By H. Paul Williams. Vol. 1. 21s. Vol. 2. 63s.

The Principles of Television Reception. By A. W. Keen. 30s. Postage 9d.

Television Explained. By W. E. Miller. 5s. Postage 4d.

Guide to Broadcasting Stations. By "Wireless World." 1s. 6d. Postage 2d.

Reference Data for Radio Engineers. By W. L. McPherson. 5s. Postage 6d.

Radio Valve Data. Compiled by "Wireless World." 3s. 6d. Postage 3d.

Outline of Radio. By H. E. Penrose and Others. 21s. Postage 9d.

The Electronic Musical Instrument Manual. By A. Douglas. 18s. Postage 6d.

Practical Wireless Service Manual. By F. J. Camm. 8s. 6d. Postage 5d.

Newnes Television Manual. By F. J. Camm. 7s. 6d. Postage 4d.

We have the finest selection of British and American radio books in the Country. Complete lists on application.

19-23 PRAED STREET

(Dept. W.7)

LONDON W.2

PADDington 4185

GOVT. SURPLUS, UNUSED

# CONDENSERS

of all types . . .

We can offer, FOR IMMEDIATE DELIVERY from very generous stocks, a wide range of ultra-high quality fixed paper Condensers, from .001  $\mu$ F to 8  $\mu$ F. Also STOCKS of small, genuine MICA Condensers from .00001 (10 pf) to .01  $\mu$ F (10,000 pf). Prices are exceedingly moderate.

Enquiries are invited for manufacturers' requirements, wholesale and export only for bulk quantities, and for scheduled deliveries over a period as required. Most condensers are now available for immediate delivery.

Please request our 4 page bulletin CONSEVEN 01114

CLAUDE LYONS LTD.

18C Tottenham Court Rd., London, W.1 and 76, Oldhall St., Liverpool 3, Lancs.

## A COMPLETE RANGE OF TELEVISION COMPONENTS

- Line and Frame Scanning Assemblies.
- Focus Coils and P.M. Focus Units.
- Line and Frame Output Transformers.
- Line and Frame Oscillator Transformers.
- Combined Line Output transformers and E.H.T. Generators.
- Width controls.
- Video correction chokes.
- Filament transformers, E.H.T. transformers and Smoothing chokes.

Allen Components are specified for the Electronic Engineering Home Televisor and the range includes components suitable for use in all of the popular Home Constructor Sets.

ALLEN COMPONENTS LTD.

1, Shrewsbury Road, Stonebridge, N.W.10

Telephone: Willesden 3875 and 4901.

SITUATIONS VACANT

PROTOTYPE wiremen required for producing highest grade television transmission and other equipment...

PROJECT engineers required for assisting the production of highest grade television transmission and other equipment...

SITUATIONS VACANT

AIRCRAFT radio mechanics required for service in the South of England, installations and overhaul experience essential.

SITUATIONS WANTED

RADIO manufacturers; sales department manager seeks similar position or as representative (London, Home Counties).

RADIO and television mechanic, at present in own service business in Africa, wishes to return to U.K.

R.A.F. regular N.C.O. available early August, experienced M.F., H.F., and V.H.F., airborne and ground radio communication...

FINANCIAL PARTNERSHIPS

ADVERTISER, Manchester area, seeks working partner to replace sleeping partner in old-established radio business...

WORKING partnership is offered by small progressive London firm engaged in the design and manufacture of extremely high quality electronic equipment...

BOURNEMOUTH—Radio television, electrical, best residential area; shop-house; audited trade £6,000; valuable lease; £4,500—Rumsey & Rumsey, 111, Old Christchurch Rd., Bournemouth 7080.

PATENTS

THE proprietor of British Patent No. 567462, entitled "Electronic Tube," offers same for licence or otherwise to ensure practical working in Great Britain.

TECHNICAL TRAINING

CITY & Guilds (Electrical, etc.), on "No Pass—No Fee" terms. Over 95% success. For full details of modern courses in all branches of electrical technology send for our 176-page handbook...

TUITION

TELEVISION. THE Gothic Television School specialises solely in training in television. All tutors possess university degrees and/or corporate membership of professional institutions...

WIRELESS

WIRELESS officer's attendance and "Radio-certs" postal course.—Apply Manager, The Wireless School, Manor Gdns., London, N.7

WELL-PAID

WELL-PAID jobs await those trained in radio and television and other applications of electronics. Our free booklet describes the wide range of postal and daytime courses...

A.M.I.Mech.E.

A.M.I.Mech.E., A.M.Brit.I.R.E., City and Guilds, etc., on "no pass—no fee" terms; over 95% successes. For details of exams and courses in all branches of engineering...

TELEVISION

TELEVISION postal course for radio trades Examination Board's diploma, also postal courses for P.M.G. 2nd and 1st class Certificates and Amateur Radio Transmitting licence.

NEW S.T.C. SELENIUM RECTIFIERS. Largest L.T. range in Great Britain. Current products NOT surplus. E.H.T. H4/200, W.W. Televisor, 29/6, H4/100 VR97, 19/6, post free.

HALF-WAVE RECTIFIERS. 16v., 2a., 7/-; 1a., 8/6; 2a., 9/10; 3a., 17/-; all post 6d. 4a., 18/-; 6a., 22/6, post 10d. 30v. 1a., 12/6; 2a., 14/8; 4a., 26/-; 6a., 38/6; 48v. 1a., 16/6; 2a., 21/-; 4a., 37/6; 100v. 2a., 36/6; 4a., 69/-; 6a., 100/-, all p. 1/-.

HALF-WAVE HEAVY DUTY, 7 1/2 IN. SQUARE COOLING FINS. 16v. 5a., 22/6; 10a., 24/6; 30v. 5a., 37/-; 8a., 40/6; 48v. 2.5a., 27/6; 5a., 50/6; 8a., 57/-, all post 1/-.

BRIDGE CONNECTED FULL WAVE. Special price, 230v. 1a., D.C., 90/-. 17v. 1.25a., 12/9; 2a., 16/4; 2.5a., 21/3; 3a., 23/-; 4a., 26/-; 5a., 27/6; all post free. 33v. 2a., 19/6; 1a., 22/6; 1.5a., 29/6; 2a., 32/6; 3a., 37/6; 4a., 45/6; 5a., 46/6; all post 10d. 54v. 1.5a., 41/-; 2a., 50/-; 3a., 57/-; 5a., 70/-; 72v. 1.5a., 53/-; 2a., 64/-; 100v. 1.5a., 76/-; all p. 1/-.

BRIDGE CONNECTED HEAVY DUTY 7 1/2 IN. SQUARE COOLING FINS. 17v. 6a., 36/2; 10a., 44/-; 12a., 76/-; 20a., 84/-; 33v. 6a., 68/-; 10a., 75/-; 12a., 132/-; 20a., 148/-; 54v. 6a., 95/-; 10a., 106/-; 72v. 6a., 122/-; 10a., 138/-; 100v. 10a., 200/-, all p. 1/4.

BRIDGE INDUSTRIAL FUNNEL COOL. 17v. 12a., 80/-; 20a., 92/-; 30a., 130/-; 50a., 198/-; 33v. 6a., 73/-; 10a., 84/-; 12a., 132/-; 20a., 152/-; 54v. 6a., 97/-; 10a., 114/-; 72v. 6a., 120/-; 10a., 144/-; 100v. 6a., 168/-; 10a., 202/6, all post 1/6.

VALVE CHARGER REPLACEMENTS. No wiring alterations. Phillips & Tungar. 2-12v. 4-5v. Charger Kit, 230 A.C. Vent. Case, Ammeter, £5/10/-, del.

Wholesale & Retail

T. W. PEARCE (Est. 18 yrs.) 63 GREAT PERCY STREET, LONDON, W.C.1 Off Pentonville Rd. Between King's Cross and Angel

ELECTRONICS DUPLEY LTD. CRANMER AV. EALING. W.13. Transformer and Coil Manufacturers to the Trade Telephone: EA1ing 5688

LOCKWOOD makers of Fine Cabinets and woodwork of every description for the Radio and allied trades LOCKWOOD & COMPANY Lowlands Road, Harrow, Middlesex, Byron 3704





# CERAMICS

We produce the most comprehensive range of Ceramics, to suit every requirement in both receivers and transmitters for radio or electronic applications. It is impossible to illustrate or describe every type here, but we invite enquiries regarding Ceramic condensers —whatever the problem, we have the answer..



**RECEIVER  
CONDENSERS**



**TRANSMITTER  
CONDENSERS**

**THE TELEGRAPH CONDENSER CO. LTD**

RADIO DIVISION: NORTH ACTON, LONDON, W.3. Tel: ACORN 0061

THE FINEST CORED SOLDER IN THE WORLD

# Used by Britain's leading manufacturers of

## RADIO

The photograph shows an operative using Ersin Multicore Solder in the manufacture of portable radio sets on an assembly line at Roberts Radio Co. Ltd., of East Molesey, Surrey. Each portable set contains approximately 500 soldered joints, and the use of Ersin Multicore Solder ensures that they will be completely vibration-proof. If one of these joints is made with a solder containing no flux or a flux which does not remove all the surface oxides, a dry or H.R. joint is likely to be produced. Ersin Flux cleans all oxides from the surface of the metal and prevents their formation during soldering, thus eliminating dry or high resistance joints.

## TELEVISION

This operative at Murphy Radio Ltd., Welwyn Garden City, is using Ersin Multicore Solder in the construction of 12" television receivers. The wide range of alloys, gauges and flux percentages of Ersin Multicore Solder provides all the solder specifications required by television and component makers. For most chassis soldering, Ersin Multicore 60/40 tin/lead alloy in 16 and 18 S.W.G. are the most widely used specifications, while 22 S.W.G. Ersin Multicore Solder—a little thicker than a hair—enables sound joints to be made in the production of even the smallest components.

## ELECTRONIC EQUIPMENT

This photograph shows Ersin Multicore Solder being used on a sub-chassis assembly at the Ekco factory, Electronics Division, Mahnesbury, Wilts. The use of Ersin Multicore Solder ensures that every one of these joints is a perfect electrical connection. The consistently high quality of Ersin Multicore, with its three core construction, provides guaranteed flux continuity and thinner solder walls, giving precision soldering at high speed, without waste. The correct proportion of flux to solder is always present, no extra flux is required.

SIZE 1 CARTONS—5/- RETAIL

Catalogue Ref. No.	Alloy Tin/Lead	S.W.G.	Approx. Length per Carton
C1601A	60/40	14	26 feet
C1601B	60/40	18	60 feet
C14013	40/60	13	22 feet
C14016	40/60	16	42 feet

Leading manufacturers in all parts of the world know that the efficiency of their equipment depends on the quality of the solder they use—that is why they use only Ersin Multicore, the Finest Cored Solder in the World.



**MULTICORE SOLDERS LTD.**

MELLIER HOUSE, ALBEMARLE STREET, LONDON, W.1 • REGent 1411