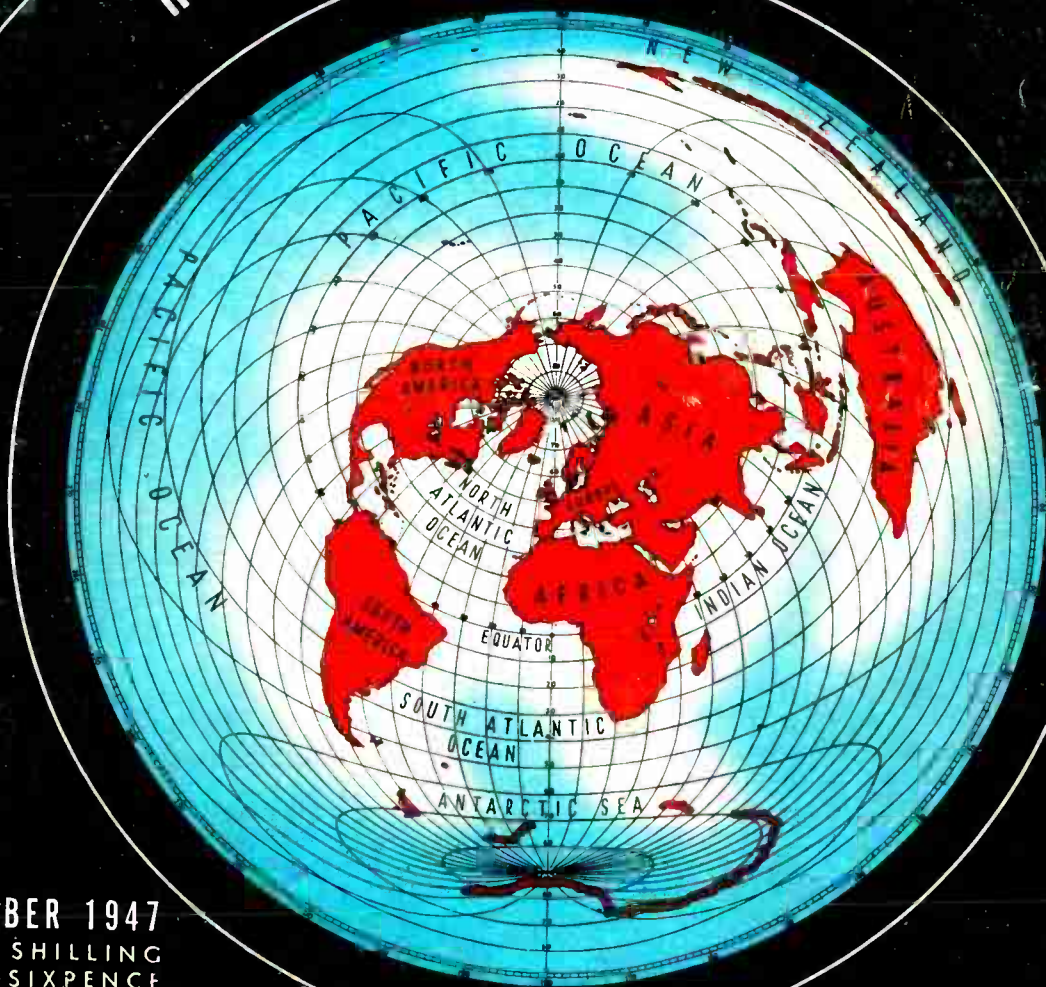


Wireless World

RADIO AND ELECTRONICS



OCTOBER 1947
ONE SHILLING
AND SIXPENCE

Radiolympia Report




The Research Engineer knows that the best speaker for any set is one that offers complete reliability plus true tonal fidelity. After exhaustive tests his advice is always the same—fit Rola and relax!



STAND 135
GRAND HALL ANNEXE

ROLA SPEAKERS
THEIR QUALITY SPEAKS FOR ITSELF

BRITISH ROLA LTD · 8, UPPER GROSVENOR STREET · LONDON, W.1




The 50-range Model 7 Universal AvoMeter, the pioneer of the comprehensive range of "Avo" Precision Instruments, is the world's most widely used combination electrical testing instrument. Fully descriptive pamphlet available from the Sole Proprietors and Manufacturers:—



Electrical Measuring Instruments


THE AUTOMATIC COIL WINDER & ELECTRICAL EQUIPMENT CO., LTD.
 WINDER HOUSE · DOUGLAS STREET · LONDON · S.W.1 TELEPHONE: VICTORIA 3404/9



Ask your Dealer.
 He will tell you—
 "IT LASTS
 ABOUT A
 MONTH LONGER"



VIDOR LTD., ERITH, KENT



RADIOLYMPIC GAMES

by Christopher Stone

WHILE we all welcome the opportunity to see what's new, Radio exhibitions can be quite as exhausting as an Olympic quarter-mile. So save your energy and put Stand No. 38 high on your visiting list. You can be sure of a genuine welcome from my friends at Bush and from them you will learn something of a new Bush development which I am sure is going to cause quite a stir in wireless circles. Mark my words — and the Stand Number!

How right you'll be to visit



BUSH RADIO

at **STAND No. 38** Radiolympia

HAYNES RADIO

LIMITED

at Radiolympia—Stand 53

HOME MARKET ITEMS OF INTEREST TO THE ENTHUSIAST

QUALITY TELEVISION RECEIVER Type HR.77 of generous design using 14in. C.R. Tube. An equipment that will appeal to the exacting needs of the technical critic.

TELEVISION UNITS.

Tuner Type VS7, including six video stages, one common to sound, video output stage and complete sound receiver with 5 Mc/s I.F. amplifier and push-pull triode output.

Time Base Type SS7, double time base of hard volve type suitable for all tubes up to 15in. and 7,000 v. H.T. Three valve limiter and separator for synchronising.

Power Supply Type P7, producing all necessary heater, H.T. and E.H.T. supplies for VS7 and SS7. All units interconnected by plugs and sockets.

C.R. Tube housings Type CCR9, 12 and 15. In three sizes to accommodate 9in., 12in. and 14in./15in. tubes. Brown finish and provided with aperture for control panel. Rubber mask and coil support included.

TELEVISION COMPONENTS. Scanning coils for 35 mm. neck tubes, focus coils, line output transformers and E.H.T. transformers.

TRANSFORMERS AND CHOKES for all commercial and amateur needs. Open, screened and hermetically sealed types with ceramic bushings.

AMATEUR STATION DESIGN. A 20-page booklet of transmitter layouts and circuits. By inland post 1/-.

RELAYS AND UNDULATORS for Morse recording and other high speed relay applications.

HAYNES RADIO LTD., Queensway, Enfield, Middlesex. HOWard 1171

MARCONI Mastery of Measurement

is acknowledged throughout the world by users of Communications Test Gear.

FOR IMMEDIATE DELIVERY 

VIDEO OSCILLATOR

TYPE TF 410C

Workmanship and performance are equally precise in this A.C. operated heterodyne-type oscillator which combines the merits of a good audio-frequency beat oscillator with the cover of a video oscillator. The special precautions necessary in a wide range instrument have been observed.

Brief Specification: Frequency Range: 20 c/s-5 Mc/s; Output: 1 watt; Attenuated Output: 30V -300 μ V. Full specification supplied on request.

See us at **RADIOLYMPIA—Stand No. 226**



MARCONI INSTRUMENTS LTD

ST. ALBANS, HERTFORDSHIRE

Phone: St. Albans 6161/5

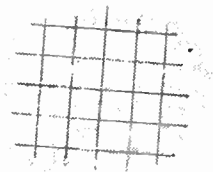
Northern Office: 30 ALBION STREET, HULL. Hull 16144

Western Office: 10 PORTVIEW ROAD, AVONMOUTH, BRISTOL. Avonmouth 438

Southern Office: 109 EATON SQUARE, LONDON, S.W.1 Sloane 8615

When the aim is

ACCURACY



the Instrument is

COSSOR

● An important section of the Cossor Organisation is devoted to the production of electronic indicating and recording equipment of the highest calibre, designed to fulfil the most critical of current scientific demands. Enquiries relating to problems arising in recording indicating and monitoring where effects can be made available as a voltage, should be addressed to: A. C. COSSOR LTD., Instrument Dept., Highbury, London, N.5.

A. C. COSSOR LTD
INSTRUMENTS DEPT.

A WITCH DOCTOR MIGHT AS WELL TRY

A witch doctor might just as well try to find certain faults in a defective wireless set as a skilled engineer without a good test instrument. A Weston Model E772 Analyser will help you find radio faults in the easiest and quickest way. This instrument will save you time, trouble and money, and you will find it universally useful for a wide range of measurements. Features of the instrument are high sensitivity—20,000 ohms per volt on all D.C. ranges—simplified controls, robust construction, accuracy and dependability.



WESTON

ANALYSE SYSTEMATICALLY WITH A

SANGAMO WESTON LTD. ENFIELD, MIDDX.

Telephone: Enfield 3434 & 1242



Now that Stentorian Extension Speakers are coming back to the shops the pleasure of listening again becomes complete. Just plug in one of these superb permanent magnet speakers to your set and you can enjoy its clear, pure tone anywhere in the house; sitting room, kitchen, bedroom, wherever you happen to be. Ask your local dealer about them.



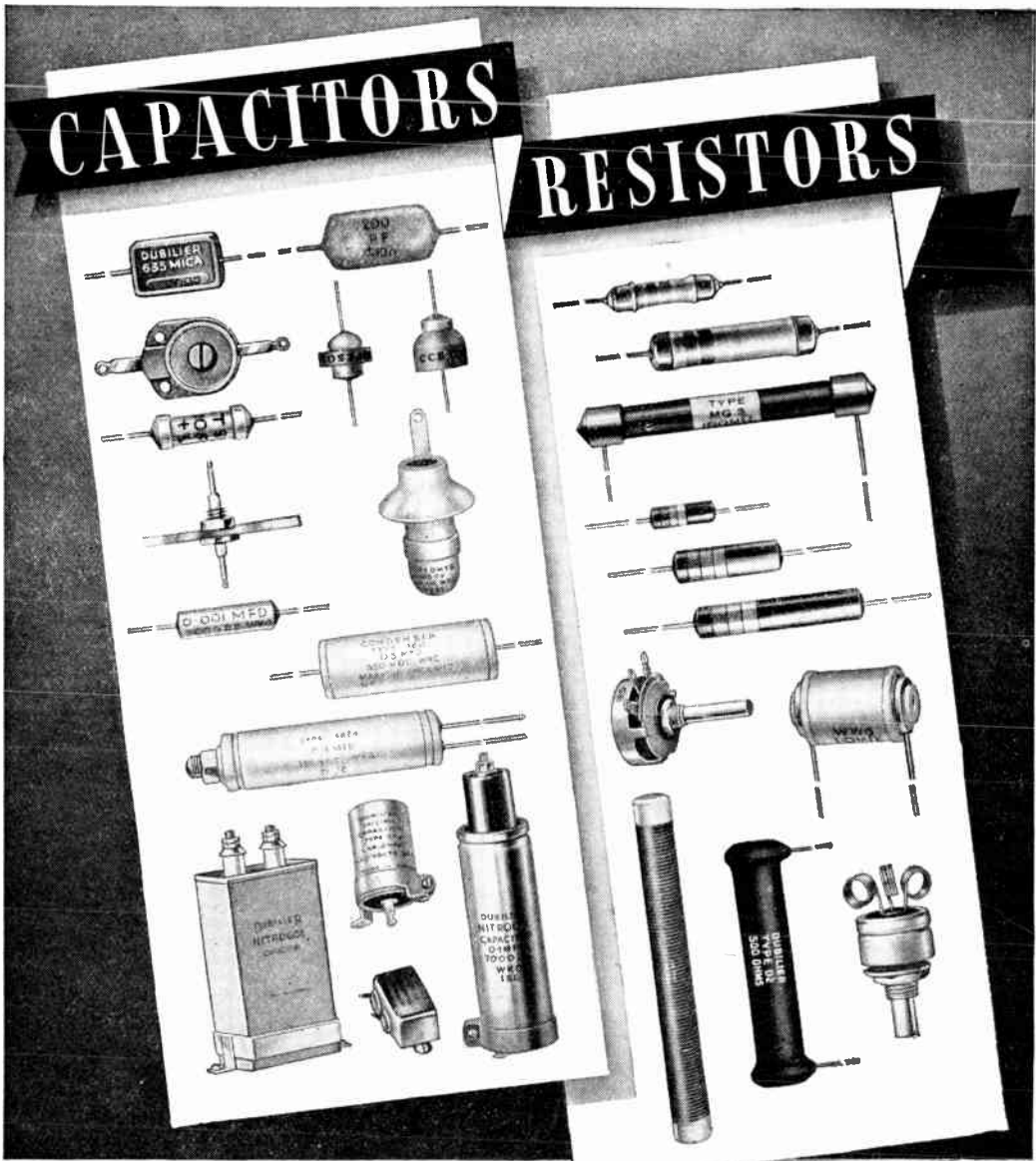
Stentorian

THE PERFECT EXTRA SPEAKER FOR ANY SET
 WHITELEY ELECTRICAL RADIO CO., LTD.
 MANSFIELD. NOTTS.



PRICES

SENIOR MODEL	
Type SC with Universal Transformer	... £5 15 6
Type SX minus Universal Transformer	... £5 2 6
JUNIOR MODEL	
Type JC with Universal Transformer	... £5 0 0
Type JX minus Universal Transformer	... £4 10 6
BABY MODEL	
Type BC with Universal Transformer	... £2 19 6
Type BX minus Universal Transformer	... £2 13 6
MINOR MODEL	
Type MC with Universal Transformer	... £2 5 6
Type MX minus Universal Transformer	... £1 19 6



To readers visiting Radiolympia we extend an invitation to meet us at Stand No. 80 Grand Hall, where the famous Dubilier range of Capacitors and Resistors will be exhibited. Our chief technical people will be there to discuss your problems with you, and to outline developments and extensions.

Capacitors and resistors are vital components in Radio, Radar and Television equipment, and the Dubilier range of these important essentials has been continuously developed and extended for the past 36 years. To everyone interested in how maximum efficiency has become an integral part of every item in this Dubilier range, a visit to Stand 80 Grand Hall is recommended.


DUBILIER

CONDENSER CO. (1925) LTD.

DUBILIER CONDENSER CO. (1925) LTD., DUCON WORKS, VICTORIA ROAD, NORTH ACTON, W.3
 Telephone : Acorn 2241 (5 lines) Telegrams : Hivoltcon, Phone, London
 Cables : Hivoltcon, London Marconi International Code
 D12A

Little Maestro DE-LUXE

A new receiver of a very high order



RADIOLYMPIA PREMIERE!
They're NEW! They're NEWS!
Winners from the Pilot range...
backed by the famous Pilot guarantee
.. planned for 1948.

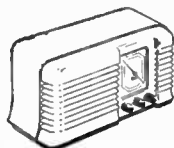
SH 545
heading the new
year's honours list!

The Little Maestro de Luxe. A stunning walnut cabinet. An entirely new design. NEW high efficiency valves. NEW twin-scale tuning, separate indicator lamps for each band. Long and medium wave coverage.

SH545 First PILOT Post-war full size table model. First time in England. A world-tested, all-wave 5-valve superhet, housed in a beautiful walnut veneered cabinet. High Fidelity, high sensitivity, with FLY WHEEL tuning. A set for connoisseurs.

AC/DC models only. **£13-13-0 PLUS P.T. £2-18-9**

£22-1-0 PLUS P.T. £4-14-10



And now the famous Little Maestro in colours! 1948 Edition of Radio's best-seller in powder blue, pastel green, or peach. AC/DC models only. **£12-5-0 PLUS P.T. £2-12-9**



Pilot Radio
PILOT RADIO LTD., PARK ROYAL RD., N.W.10

For A.C. mains, 100/110, 200/225, 230/250 volts. 4.5 Watts output. Reception on long, medium and short waves, 900/2400, 180/565, 13/54 metres. Flywheel tuning with concentrically mounted tone control. 8 inch permanent magnet speaker, illuminated glass scale calibrated with station names and wavelengths, with horizontal pointer. Automatic volume control. Provision for gramophone pick-up and extension loud speaker.

No. 3

POINTS OF LOW CONTACT RESISTANCE IN MODERN CIRCUIT DESIGN

CLIX

RADIO & TELEVISION COMPONENTS . . .

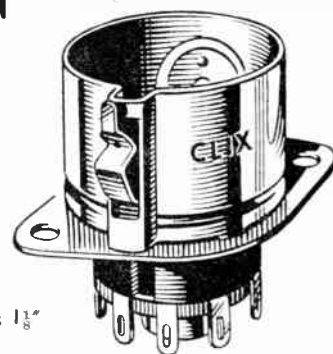
. . . ARE USED BY ALL THE LEADING SET MANUFACTURERS

CLIX-TYPE B8A VALVEHOLDERS

BVA Standard Dimensions

Easy insertion of valve
Firmly retained
Easy withdrawal

Standard fixing centres $1\frac{1}{8}$ "
Hole diameter $\frac{1}{8}$ "



Designed to meet the requirements of the new all-glass type B8A Valves.

Moulded body... Plated saddle... Screen... and Sockets, — ensuring extremely low contact resistance.

A valve-retaining latch specially suitable to these new all-glass valves.

A feature exclusive to Clix B8A Valveholders.

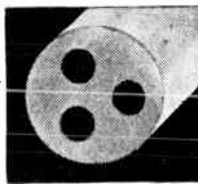
SEE OUR STAND (No. 127) AT RADIOLYMPIA

BRITISH MECHANICAL PRODUCTIONS LTD.
21 BRUTON ST., LONDON, W.1

Telephone : MAYfair 5543

Foremost in Valveholder design

The Finest **CORED** SOLDER in the World



Ersin Multicore Solder is the only solder in the world containing three cores of extra-active non-corrosive Ersin Flux. Three cores of Ersin ensure speedy precision soldering and flux continuity, thus saving time and money and eliminating waste. No extra flux required.



Ersin Multicore Solder is widely used for all soldering purposes, in the manufacture and maintenance of Radio, Television and Electronic apparatus. Ersin Multicore is most efficient for all soldering purposes in the home.

FOR FACTORIES. Nominal 7 lb. and 1 lb. reels. Made as standard in 5 alloys and 9 gauges. Other specifications to special order. Bulk prices on application.

FOR SERVICE ENGINEERS and Maintenance Purposes, Size 1 Self-feeding Cartons are supplied in 4 specifications. Prices as shown below.

FOR THE HANDYMAN. The Size 2 Carton provides approximately 3 feet of Ersin Multicore Solder. Price 6d. per Carton. (Not suitable for aluminium).

NOMINAL 7 lb. AND 1 lb. REELS

Alloys specially recommended for Radio Production

ALLOY Tin/Lead	Equivalent B.S. Grade	MULTICORE Colour Code	Solidus °C	Liquidus °C	Recommended bit temperature	USES
60/40	K	Red	183	190	230°C	High quality work requiring low melting point alloy
45/55	M	Crimson/Buf	183	227	267°C	Hand soldering, Radio, Telephone and Electrical Equipment - Batteries
40/60	C	Green	183	238	278°C	

STANDARD GAUGES

Ersin Multicore Solder can also be supplied in any intermediate size

Standard Wire Gauge	Diam. in Inches	Diam. in M/ms.	Approx. Number of feet per lb. ALLOY		
			60/40	45/55	40/60
10	0.128	3.251	25.2	23.5	23.0
12	0.104	2.642	38.1	35.2	34.9
13	0.092	2.337	48.7	45.3	44.5
14	0.080	2.032	64.4	59.2	58.6
16	0.064	1.626	100.5	94.3	92.1
18	0.048	1.219	178.5	167.8	163.5
19	0.040	1.016	257.5	240.4	235.5
20	0.036	0.914	318.0	302.5	291.0
22	0.028	0.711	526.0	492.0	481.0

SIZE 1 CARTONS

High Tin 60/40 Tin/Lead Alloy

Catalogue Ref. No.	S.W.G.	Approx. length	List Price (Subject) s. d.
C 16014	14	44 ft.	6 0
C 16018	18	114 ft.	6 9

Standard 40/60 Tin/Lead Alloy

Catalogue Ref. No.	S.W.G.	Approx. length	List Price (Subject) s. d.
C 14013	13	27 ft.	4 10
C 14016	16	60 ft.	5 3

MULTICORE SOLDERS LIMITED

MELLIER HOUSE, ALBEMARLE STREET, LONDON, W.1. Tel.: REGent 1411

IF YOU ARE UNABLE TO VISIT RADIO LYMPIA, HERE IS OUR ADVERTISEMENT FROM THE RADIO LYMPIA CATALOGUE. IF YOU ARE GOING TO RADIO LYMPIA, BE SURE AND VISIT OUR STAND NO. 23, GRAND HALL, WHERE YOU WILL SEE HOW ERSIN MULTICORE SOLDER IS USED IN THE PRODUCTION OF RADIO COMPONENTS AND RECEIVERS.

McMichael Radio Ltd

WILL BE AT

RADIOLYMPIA STAND 60

Here will be shown a comprehensive range of McMichael models, in which traditional British Craftsmanship is shown at its best, the result of 26 years experience and constant aim to improve what they have produced in the past.

McMichael - for Reliability

London Office & Sales, 190 STRAND, LONDON, W.C.2. Tel: TEM 2085 Grams: Radiether London.
McMichael Radio Limited, Slough, Bucks. Tel: Slough 22311. Grams: Radiether, Slough.



New and Improved Test Gear for Radio Engineers & Electricians



**Everett
Edgcumbe**

Colindale Works
London, N.W.9

RADIOLYMPIA
STAND 76
MAIN HALL


★ **Radiolab ALL-PURPOSE TESTER**
(as illustrated). A.C. and D.C. multi range Meter. Models with $3\frac{1}{4}$ in. or 6 in scale. High accuracy on Audio Frequencies Robust Plug and Socket range selection

OTHER Radiolab Products include:—

- **SERVICE VALVE TESTERS.** Working condition tests with D.C. for H.T. and G.B. supplies. 4 in. Indicator.
- **LABORATORY VALVE TESTERS.** Nine simultaneous volt and current measurements. Ideal for student use or demonstrations.
- **HUM - METROHM INSULATION TESTER.** 500 volts Insulation Test. Press-key controlled with facilities for earth and circuit testing.
- **VAMPIRE (VOLTS—AMPS—POWER) A.C. TEST SET.** 4 RANGES CURRENT & POWER up to 20 AMP. & 5 K.W., self-contained. 50 WATT full scale range for testing small transformers, etc. ENTIRELY NEW rectifier circuit with $3\frac{1}{4}$ " Moving Coil Indicator, FOR SINGLE PHASE or 3 PHASE Balanced Load CIRCUITS.

METALLISED CERAMICS

Two additions to the S.P. range of FREQUENTITE bushes



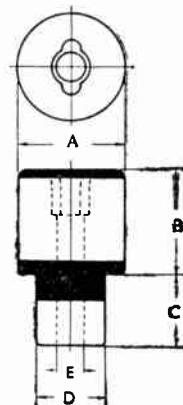
R.50650

R.50764

★ R.50844

★ R.50855

TYPE	A mms.	B mms.	C mms.	D mms.	E mms.
R.50650	9.5	9.5	6.4	6.25	2.75
R.50764	9.5	16.7	6.4	6.25	2.75
★ R.50844	9.5	12.7	9.5	6.25	2.75
★ R.50855	12.7	22.2	12.7	9.5	3.9



★ Recent additions to the range

For full information and prices please write to :

STEATITE & PORCELAIN PRODUCTS LTD.


STOURPORT-ON-SEVERN, WORCS. Telephone: Stourport III. Telegrams: Steatoin, Stourport.

S.P.43





★ **A.F. ATTENUATOR, TYPE 1358**
 Frequency Range, zero to 20Kc/s. Input Impedance, 600 ohms. Attenuation, 0-110 dB in steps of 1 dB. $\pm 1\%$ nominal voltage ratio. Internal Termination of 600 ohms at option. Dissipation, 2 watts.



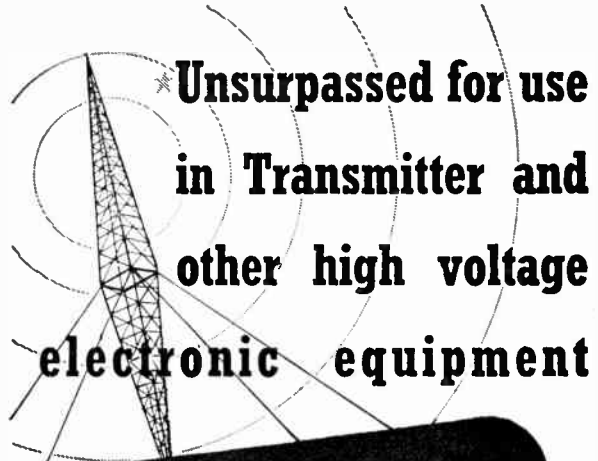
★ **DIODE VOLTMETER, TYPE 281**
 0.1-150 volts, 50 c/s. to 250 Mc/s. $\pm 2\%$ of F.S.D. Stable zero setting. Alternative model having additional d.c. voltage ranges available.



★ **HIGH DISSIPATION RESISTANCE BOX, TYPE 1752**
 0-1 meg. in 5 decades. 6 watts per resistor, 60 watts per decade, except last decade which is 20 watts. Accuracy $\pm 5\%$. Voltage limit 1,000 volts.

PRICES ON APPLICATION.

Furzehill LABORATORIES LTD.
 BOREHAM WOOD, HERTS
 TELEPHONE: ELSTREE 1137




U.I.C.
CERAMIC POT CAPACITORS

U.I.C. Ceramic Lead-through Capacitors are small in dimensions and can be directly connected to the chassis, thereby keeping series inductance and resistance to an absolute minimum. Full technical data furnished on request.

UNITED INSULATOR CO. LTD.,
 OAKCROFT ROAD, TOLWORTH,
 SURBITON, SURREY.
 Telephone. Elmbridge 5241 (6 lines) Telegrams: Calanel., Surbiton.

Unsurpassed
 In
Ceramics

A fonte puro pura defluit aqua*



C I R E C

We manufacture to customers' individual requirements. Model illustrated incorporates a 16-valve double super-hetrodyne receiver, Auto-changer, High Fidelity pick-up and Speaker. May we submit designs?

CHANNEL ISLANDS RADIO
ENGINEERING CO. LTD.

4/5 Roseville House, Roseville Street,
St. Helier. Telephone: Central 2598

AND AT LONDON

**Pure water flows from a pure fountain*

Testimonials from users of the NEW EDDYSTONE '640' RECEIVER

A RECEIVER DESIGNED ESPECIALLY FOR THE AMATEUR

● **Ref. 196/W.** "It proves to be a most remarkable Receiver and you are to be congratulated on producing such an outstanding "Ham" set, and we wish you every success in this market."

● **Ref. 196/SW.** "The '640' fully comes up to the standards required for a Communications Receiver of this nature, especially on the "Ham" bands. We were able to separate stations working almost on top of each other. The signal-to-noise ratio is extremely good. You are to be warmly congratulated on the production of a very fine model."

● **Ref. 196/B.** "We have had nothing but praise for the crystal gate. We are particularly pleased in the operation of the noise limiter."

● **Ref. 276/J.** "Your claims are fully justified, the performance being excellent in every way."

● **Ref. 136/J.** "We compared general sensitivity, selectivity, and ease of control with two highly rated U.S.A. Rx. '640' compared more than favourably with either model. Noise level for a given signal in fact was much lower in either case and the measured carriers of very weak signals were in several instances slightly superior on the '640.' If this set was exported even to the U.S.A., it would readily find enthusiasts."

● **Ref. 216/N.** "The receiver performed very satisfactorily, an outstanding feature being the very low signal/noise ratio. Selectivity is excellent and the crystal filter well worth while. Plenty of DX has been worked and the receiver has given complete satisfaction."

ORDER FROM YOUR REGISTERED EDDYSTONE RETAILER

Manufacturers :

STRATTON & CO., LTD.

EDDYSTONE WORKS, ALVECHURCH RD., WEST HEATH, BIRMINGHAM, 5



Wharfedale

Twin Speaker **CORNER CABINET**

Height 42". Width 25½". Depth 18½".
Impedance 6 or 15 ohms, without Transformer. Cabinet in Solid Mahogany or Oak.

Sets a new Standard in life-like reproduction. Fitted with W10/CS unit for the Treble and W12/CS for Bass, with the new Wharfedale Separator. The Bass resonance is 35/40 CPS. and wide diffusion of high notes is achieved.

See it at
RADIOLYMPIA
STAND No. 150

Maximum input 10 Watts. The general impression on first listening to this Corner Cabinet is one of stepping into the Concert Hall.

The Corner Cabinet is being demonstrated by :—


WEBBS RADIO, 14, Soho Street, W.1.
SIMON SOUND SERVICE, 48, George Street, W.1.

PRICE £48-10-0 (Without Transformer)

Made and Guaranteed by.

WHARFEDALE WIRELESS WORKS,
BRADFORD ROAD - IDLE - BRADFORD.

Telephone: IDLE 461. Telegrams: Wharfdel, Idle, Bradford.



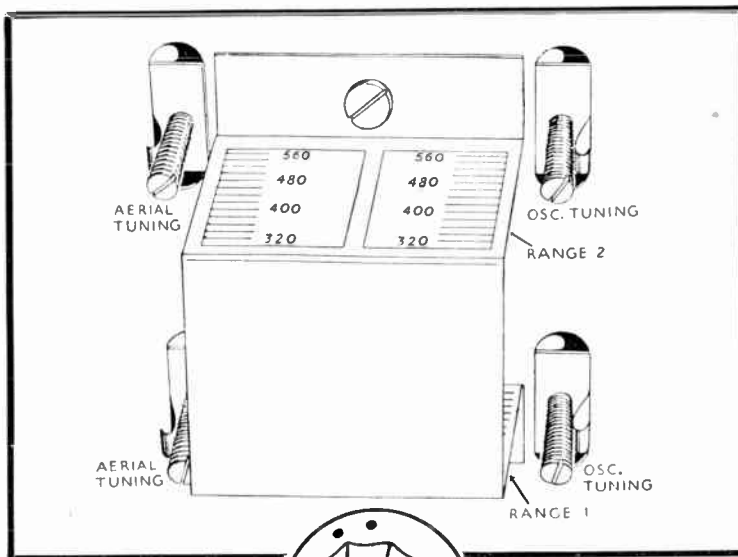
We want you to know.....

PRE-SET SWITCH SELECTED TUNING

THIS is a feature of the 1947 Ferranti Models. It enables the listener to *switch* on any two stations of his choice on the medium waveband, without having to tune them in himself. The stations are *pre-set* and come in automatically correctly tuned.

Pre-set tuning is done by means of adjustable dust-iron cored coils, which ensure high stability of tuning. A negative temperature-coefficient condenser to eliminate the effect of temperature on tuning is a further contribution to stability.

The pre-set adjustment is carried out by means of screws which are accessible at the rear of the chassis without the necessity for removing the cabinet back. The screws are used in conjunction with calibrated wavelength scales in order to make timing adjustment easy.

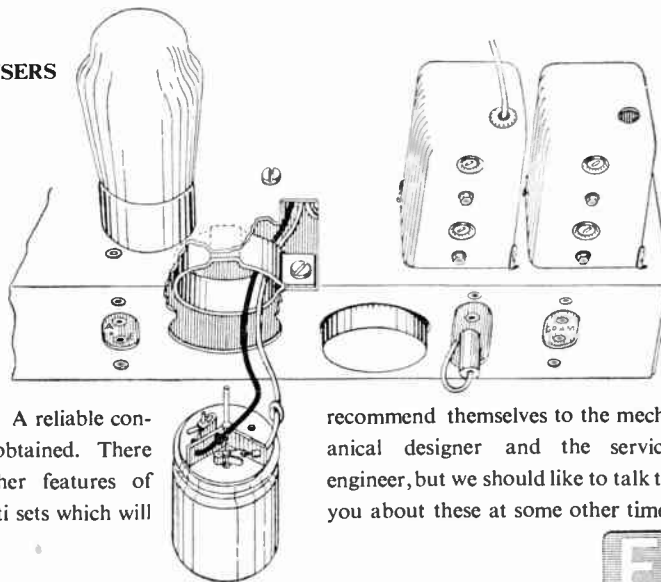


The wave-change switch is a 5-position switch with the three normal positions for Short, Medium and Long waveband selection, and two additional positions, (which are marked by two dots) to indicate the two pre-set stations. By turning the ordinary

manual tuning control to a third station in the medium or long wave-band, three stations are available instantly by mere rotation of the wavechange switch, without the complexity and unreliability often associated with push-buttons.

DETACHABLE ELECTROLYTIC CONDENSERS

A FEATURE which will interest all service men is the ease of replacement of electrolytic condensers made possible in Ferranti design. This enables condensers to be held in position by a screw-secured clip. When the screw is released either or both of the condensers may be removed and the connector unit exposed. The actual connections to the condensers are made by a spring clip on the lead, and this can be detached by hand and secured to a new con-



denser. A reliable contact is obtained. There are other features of Ferranti sets which will

recommend themselves to the mechanical designer and the service engineer, but we should like to talk to you about these at some other time

Ferranti Ltd


MOSTON MANCHESTER 10 : & 36 KINGSWAY LONDON WC2



CAR RADIOS • DOMESTIC RADIOS

come and see the latest models by

Masteradio



The makers of Britain's finest radio have increased their range, and are introducing new receivers worthy of the Masteradio reputation. You are cordially invited to our Stand.

RADIOLYMPIA

Stand No. 130


RADIOGRAMS • TELEVISION




On STAND 74 RADIOLYMPIA

Rothermel "Quality" Products for QUALITY REPRODUCTION

Everyone interested in high fidelity sound reproduction is invited to inspect the unrivalled range of quality products on STAND 74. Rothermel technicians will be in attendance to answer all queries.



ROTHERMEL CRYSTAL "TORPEDO" MICROPHONE.....£18.18.0



ROTHERMEL NEEDLE PRESSURE ADJUSTING UNIT 10/- Plus P. Tax.



ROTHERMEL DE LUXE CRYSTAL PICK-UP £4.4.0 Plus Purchase Tax

R.A. Rothermel
LTD.


ROTHERMEL HOUSE, CANTERBURY ROAD, LONDON, N.W.6

*Phones : Maida Vale 6066 (3 lines)

*Grams : Rothermel London

next for discussion please...

The beauty of Spire Fixing (yes, we said 'beauty' and meant it) is that it isn't fixed. It is a principle that can be adapted to almost any light assembly problem. There are already over 350 various Spire Fixings and fresh ones coming along almost daily. What can Spire do for you? Isn't there some fumbling, fiddling, fastening problem it could tackle? A blind or awkward assembly perhaps? An assembly that won't 'stay put'? There may be an existing Spire solution — if not, we'll design one. Can we discuss it?



THAT'S fixed THAT! The NU Types of Spire Fixings make blind assembly quick and certain. The NU is slipped over the edge of the sheet and the extrusion snaps into the bolt hole. If the bolt hole is some distance from the edge of the component a slot may be punched near the hole to enable the Spire Fix to be slipped into position. The NU fix gives a self-aligning assembly, the amount of float being varied as desired by altering the size of the bolt hole.



Spire

Regd.

★ A BETTER way of fixing

SIMMONDS AEROCESSORIES, LIMITED · TREForest · GLAMORGAN

FOR QUICK EASY SELLING

WODEN
WODEN TRANSFORMER CO., LTD.

TEL: BILSTON 41959

MOXLEY ROAD. BILSTON STAFFS.

The Rad. 20 model illustrated is ideal for schools, clubs, hotels, etc., where high quality reception of the normal broadcasting programmes is required. This equipment has proved to be outstanding in its class and will give reliable service due to the fact that only the highest quality components are used. A Three wave band superhet radio unit of the very latest design is incorporated, and provision is also made for microphone and gramophone inputs. Available for 200/250v AC mains. Price £44-15-0. Generous Trade Discount. Other models are available 20 and 60 watt AC Amplifiers. Send for catalogue for full particulars of this and other models.

One megohm per volt!

The **MICOVAC**

SELF-CONTAINED BATTERY OPERATED
ELECTRONIC TEST METER

A multi-range meter that will measure R.F. and A.F. signal voltages

The 17 ranges will give true readings of Bias and Screen, Anode and Mains voltages; D.C. currents to 1½ Amps, and Resistances to 100 Megohms.

Voltage multiplier 0-5000 v. D.C. and V.H.F. probe for 200 Mc/s also available.

PRICE £24.10s.

The versatile valve voltmeter for Experimenter and Serviceman



ELECTRONIC INSTRUMENTS LIMITED

17 PARADISE ROAD · RICHMOND · SURREY

Telephone: Richmond 4917



THE COMPLETE SERVICE FOR MODERN SOUND RECORDING AND REPRODUCTION

We have well-equipped workshops for the development and subsequent production of specialised equipment. We welcome enquiries for any type sound recording and reproducing apparatus, no matter what its particular application may be.

Our new catalogue is now available, giving comprehensive details of our service and range of accessories, including :

- Mobile and static single and dual channel recording outfits.
- Relay units to specification Loud-speakers. Transcription motors.
- Microphones, crystal and moving coil. Desk and pedestal stands. Boom stands.
- Blank recording discs, 5in.—17in. single or double sided.
- Miniature and normal shank reproducing sapphires.
- Disc envelopes and presentation albums.
- A design and printing service for labels.
- A complete range of accessories to meet every requirement of the recording engineer.
- ★ Our latest developments (of special interest to users of sapphire and delicate pick-ups, and the studio or theatre) the SIMTROL, a controlled micro-lowering movement easily fitted, for use with any pick-up, and THE SIMDICATOR, a development of the Simtrol incorporating a novel and accurate vernier groove locating mechanism.
- Complete wire recorders. Stainless steel recording wire.
- Recording amplifiers. Three circuit electronic mixer units. Modulation meters.
- Lightweight moving iron permanent sapphire pick-ups. Moving coil pick-ups.
- Steel and sapphire recording styli.
- Styli Containers.



Portable
Dual Channel
Recording and Replay Outfit

STAND 209

Call or write for lists and formal invitation to



Telephone : Welbeck 2371/2

**RECORDER HOUSE, 48-50, GEORGE STREET,
PORTMAN SQUARE, LONDON, W.1**

Telegrams : Simsale, Wesdo, London

Cables : Simsale, London



Webb's RADIO

THE NEW
EDDYSTONE
'640'
Communications Receiver



AVAILABLE

FROM STOCK AT WEBB'S

- Coverage 31 to 1.7 Mc/s.
- Electrical Band-spread throughout range.
- Nine valves.
- One R.F. and two I.F. stages.
- Efficient noise-limiter.
- 10, 20, 40, 80, and 160 metre amateur bands calibrated.
- Vacuum mounted crystal filter.
- Beat frequency oscillator.
- Fly-wheel control on band spread.

The "640" has outstanding signal/noise ratio and extremely good image rejection. Provision for external connection of "S" Meter.

PRICE £42.0.0
PLUS PURCHASE TAX £9.0.7

Write, phone or call

14 SOHO ST., OXFORD ST., LONDON, W.1.

Phone : GERrard 2089. Shop hours : 9 a.m.—5.30 p.m. Sats. 9 a.m.—1 p.m.

... DEPENDABILITY is Essential



Type 'F'

Reception conditions range from excellent to very poor; signal strength from strong to very weak, and to cope successfully with all such conditions, you need a pair of highly sensitive and dependable headphones.

If you want maximum reception results you should insist that your local dealer supplies you with a pair of the rightly famous S. G. BROWN Type 'F' headphones. Sea, land and air W/T operators, servicemen, experimenters and radio amateurs all vouch for their dependability.

TYPE 'F' (Featherweight)

Price **25/-** per pair.

YOUR LOCAL DEALER CAN SUPPLY.


Descriptive Brochure "W.W." gives details of full range. Prices from 25/- up to 105/- for Moving Coil Type 'K' Brochure "W.W." sent on request.

Phone :
ACOrn
5021

S.G. Brown, Ltd.

VICTORIA ROAD, NORTH ACTON, LONDON, W.3

THE ROMAC MODEL 126 "Personal" RECEIVER



The Romac Personal Receiver is an entirely new departure in portable radio. The shoulder strap method of carrying has ingeniously been used to provide an "invisible" aerial. **This convenient feature is exclusive to Romac Models.**

Price £17 3s. 8d. Plus £3 16s. 4d. Purchase Tax.
Complete with 1 H.T. and 2 L.T. Batteries.

Home and Export Enquiries should be directed to

ROMAC RADIO CORPN. LTD.
THE HYDE · HENDON · LONDON, N.W.9

Tel. No. : COLindale 5401 (Three lines).



**EVERY RADIO
MANUFACTURER
VISITING**

Radio Olympia

should inspect the wide range of high frequency heaters, welders and soldering machines on B.I.Callender's stand. These instruments are increasing production and reducing cost at many stages of radio and telecommunication equipment manufacture. Demonstrations will be given frequently each day throughout the exhibition.

Also on view will be the new B.I.Callender's all-wave anti-interference aerial, radio frequency cables, radio capacitors, polyethylene moulded connectors and a selection of solders and soldering fluxes.



STAND No. 200 NATIONAL HALL

BRITISH INSULATED CALLENDER'S CABLES LIMITED
NORFOLK HOUSE, NORFOLK STREET, LONDON, W.C.2.

DAWE INSTRUMENTS FOR EVERY MEASUREMENT

GANG CONDENSER EQUIPMENT
Type 2507

RESISTORS
Type 301
LIMIT BRIDGE

AMPLIFIER GAIN
Type 615
A.F. MICROVOLTER

DISTORTION
Type 700
DISTORTION
FACTOR METER

OUTPUT
Type 610
OUTPUT
POWER METER

COILS
Type 230
INDUCTOMETER
Type 302
SHORTED TURNS TEST
Type 620
PRODUCTION
"Q" TESTER
Type 2502
TURNS COUNT
& PRESSURE TEST

GENERAL COMPONENT TESTING
Type 314
IMPEDANCE BRIDGE
Type 622 "Q" METER

FREQUENCY RANGE
Type 802
OSCILLATOR

CABINET
Type 2100
MOISTURE METER

VIBRATION & CONE ANALYSIS
Type 1200
STROBOFLASH
Type 1201
STROBO FLOOD

PHOTOGRAPHIC ANALYSIS
Type 1700
PHOTO FLASH
Type 1701
PORTA FLASH
Type 1702
MICRO FLASH

FIDELITY
Type 400
OSCILLATOR
Type 1400
SOUND
LEVEL METER



Complete technical data available on request:—

DAWE INSTRUMENTS LIMITED
HARLEQUIN AVE., GREAT WEST RD., BRENTFORD, MIDD. : EALing 1850

Visit us at **Stand 201 RADIOLYMPIA**

M.R. SUPPLIES Ltd.

We are proud of the confidence we have built up with the Buying Departments of the largest industrial concerns. We offer no "cheap" material, we give fair descriptions, we stand by every item we sell and, nearly always, despatch same day as order is received.

All Prices Nett.

TRANSFORMERS (all flash-tested, 2,000 v.). All primaries tapped 200/220/240 v. All continuously rated. Step-down to 22 v. 2 amps, 21/-; To 7, 11 and 15 v. at 2 amps, 22/6. To 6, 8 and 14 v. at 4 amps, 36/-; To 5, 12 and 17 v. at 6/8 amps, 51/6. To 7, 8 and 15 v. at 12 amps, 72/6. Auto-wound Voltage Changers, 100/110 to 200 240 v. (tapped) and vice-versa, fully shrouded, 75 va 29/6. 120 va 37/6. 250 300 va 77/6. 750/1,000 va (open) £6 6s. (carr. 4/6). Power supply for radio and amplifiers: 450 0.450 v. 150 m.a. 5.3 v. 4 a., 6.3 v. 2 a., 5 v. 3 a., 49/6. **RECTIFIERS** (Selenium), by S.T.C. Rated for charging up to 12 v. (max. A.C. input, 17 v.). At 1.5 amp, 12/6; at 4 amps, 23/6; at 6/8 amps, 35/6; At 10/12 amps, 45/6. Also for D.C. delivery of 30 v. 5 amps, 62/6 and 36 v. 10 amps, £4 17s. 6d. Also D.C. 25 v. 100 m.a., 3/6 telear. EHT types, 1,000 v. 4 m.a., 15/6; 2,000 v. 4 m.a., 25/-.

VARIABLE RESISTANCES. Sliding type, fully enclosed, 100 watts, 4 ohms 5 a., 10 ohms 3 a., 50 ohms 1.4 a., 100 ohms 1 amp., 200 ohms 0.7 a., 400 ohms 0.5 a., any one 27/6. Rotary (panel mount) type, with 2 1/2 in. knob, 3-hole mount, 4 ohms 4.5 a., 23/6; 10 ohms 3 a., 28/6; 9 ohms 3 a., 23/6; 5 ohms 3 a., 22/-; 100 ohms 0.9 a., 23/6; 230 ohms 1 a., 33/6; 920 ohms 0.4 a., 31/6; 1,500 ohms 0.25 a., 25/6; 2,100 ohms 0.25 a., 31/6; 3,000 ohms 0.25 a., 33/6, and many others.

OUTPUT TRANSFORMERS. 25-watt "W.W." model with 11 ratios from 12 1/2 to 75 1/2 with C.T. for push-pull. The perfect high-fidelity job, 59/6 (desp. 2/-). Gramplan "replacement" model, providing 8 ratios, tapped prim. and sec., 11/6.

TEST INSTRUMENTS. The new B.P.L. "Super Ranger" from stock. A precision instrument giving 28 ranges on 5 in. 2-colour mirror scale. D.C. volts:—75 m.v., A.C./D.C. volts:—10, 50, 100, 500, 1,000, 5,000. D.C. current:—1 m.a., 10 m.a., 100 m.a., 1 amp., 10 amp. A.C. current, 100 m.a., 1 amp., 10 amps. (internal current transformer). Resistance:—0/10,000 ohms and 0/1 Megohm. Output:—0/60 db (at varying levels), £19 19s. Resistance boxes (decade type), units 0/10. Tens 0/100 ohms. With add. 100 ohms. Fitted in c/crystal. In teak case, 16 by 7 1/2 by 6 in., new, 65/- (12/6).

SHORT-WAVE RECEIVERS. The B2 Receiver and Power Pack. Operation any A.C. mains and 6-volt. Range 3.1 to 15.5 mc/s (approx. 18 to 100 metres). Superhet with B.F.O. Receiver in metal housing 4 1/2 in. sq. by 9 1/2 in. Power Pack 4 in. by 5 in. by 10 1/2 in. With all leads, plugs, phones, etc., in steel transit case, £7 17s. 6d. (desp. 6/-). The best S.W. opportunity. We have a few of the Watertight Transit cases only, fastened with six clips, stout steel, size 1 1/2 in. by 9 in. by 6 in., at 7/6 each, post free.

P.A. SPEAKERS (Reslo). Reflected Horn type with 10-watt P.M. M/coil Unit (15 ohms). Flare 12 in. long, 1 1/4 in. dia. On swivel mount and pillar. Ideal for mobile use. £7 12s. 6d. (desp. 5/-). We have a few of the reflected Horns, less unit, new and perfect, standard P.A. thread, at £4 10s. (desp. 5/-). **STEEL TRIPODS** for these and other P.A. Speakers, the best type, extending to 12 ft., strong and rigid, 65/- (desp. 3/6).

SMALL UNIVERSAL L.V. MOTORS. 12/24 v. A.C./D.C. Length 3 in., width 2 1/2 in. Ball bearing, 1 in. spindle. Approx. 3,000 r.p.m. Suitable for vertical or horizontal running. Very special offer, 17/6 each. (Please include sufficient for despatch.)

FOR CALLERS ONLY. Cabinets ex Marconi TP 390 Sig. Generators, made of copper ideal for amplifiers, 23 in. by 8 1/2 in. by 10 in., 35/-; Vent-Axia Extractor Fans, complete, 24 v. A.C./D.C. 45/-; MCRI Miniature Communications Receivers, with all accessories, brand new, sealed containers, £10 10s.

M.R. SUPPLIES Ltd., 68, New Oxford Street, London, W.C.1.
Telephone: MUSEum 2958.

STAND 323

In the peace and quiet of the National Hall Gallery

“LOWTHER-VOIGT” Radio-gramophones and Electro-grams. These laboratory built instruments are not only in a class by themselves, but represent the most advanced system of sound reproduction yet evolved.

LOWTHER range of Quality Tuners in chassis form, T.R.F., Superhet, Dual.

LOWTHER High-grade Quality Amplifiers, 5, 8 and 15 watts max. output.

LOWTHER High-grade Amplifiers, etc., for Industrial, Hospital, Theatre, Factory, Dance Hall and the like.

“LOWTHER-VOIGT” Corner Horn Reflector Speaker Type P.W.I.

LOWTHER Moving Coil Pick-up (Licensed under Voigt's Patent).

LOWTHER'S numerous other “Milestones in Quality” required by every lover of high fidelity reproduction.

The Lowther Manufacturing Co.,
Lowther House, St. Mark's Road, BROMLEY, KENT.
RAV. 5225.

Introducing . . .

A Superb Instrument for the Perfect Reproduction of Gramophone Records

Here at last is an instrument which will give you the perfect record reproduction of which you have dreamed . . . the full beauty of the quiet passages . . . the excitement of the finale . . . the vigour of the bass . . . the trill of the soprano. And the Collaro Microgram is completely self contained . . . completely portable. Just plug in . . . and hear your records as they were *meant* to be heard. Ask to hear the Microgram at your usual dealers . . . or write to address below for Illustrated Brochure.

See the Microgram and the
Collaro Gramophone Components
on **STAND 35** at

RADIOLYMPIA
OCT. 1 — OCT. 11



The **COLLARO**
Microgram
Portable Electric Gramophone

PRICES :

De Luxe Model £19 19 0

Plus Purchase Tax £4 8 8

Standard Model £16 16 0

Plus Purchase Tax £3 14 8

Trade Enquiries to :—

COLLARO LTD., RIPPLE WORKS, BY-PASS RD., BARKING, ESSEX

Telephone :
Rippleway 3333

SEE US AT
RADIOLYMPIA—STAND No. 87

SPEAKING OF *Quality...*


The leading radiograms are fitted with Goodmans 12" loudspeakers.

Type No. T2/1205/15

GOODMANS

Loudspeakers
 A TRADITION OF EXCELLENCE

GOODMANS INDUSTRIES LTD
 LANCELOT ROAD, WEMBLEY, MIDDX



FOR THE RADIO SERVICEMAN DEALER AND OWNER

The man who enrolls for an I.C.S. Radio Course learns radio thoroughly, completely, practically. When he earns his Diploma, he will KNOW radio. We are not content merely to teach the principles of radio, we want to show our students how to apply that training in practical, every-day radio service work. We train them to be successful!

Write to the I.C.S. Advisory Dept. stating your requirements. Our advice is free and places you under no obligation.

-----You may use this coupon-----

INTERNATIONAL CORRESPONDENCE SCHOOLS Ltd.

DEPT. 38, INTERNATIONAL BUILDINGS, KINGSWAY, LONDON, W.C.2

Please explain fully about your instruction in the subject marked X

Complete Radio Engineering Radio Service Engineering
 Elementary Radio

*na the following Radio Examinations:—


British Institution of Radio Engineers
 P.M.G. Certificates for Wireless Operators
 City and Guilds Telecommunications
 Wireless Operators and Wireless Mechanics, R.A.F.

Name..... Age.....


Address.....

Miniature or midget


NEW TYPES FOR
 MIDGET RECEIVERS
 HEARING AIDS
 METEOROLOGICAL
 INSTRUMENTS
 ETC.



HIVAC LIMITED Greenhill Crescent. Phone HARROW
 Harrow on the Hill, Middx. 0895



STAND 34 WESTINGHOUSE METAL RECTIFIERS



for H.T. supply to A.C. and A.C./D.C. receivers.

Battery eliminators and trickle chargers.

Television sound and vision receivers.

Detection and automatic volume control.

A.C. measuring instruments.

Condenser testing.


H.T. supply to small electronic devices.

A completely new range of "double-voltage" Westalite rectifiers is now available for H.T. supply. These are very much smaller and lighter than the older type and are even more efficient.

WESTINGHOUSE BRAKE & SIGNAL CO., LTD.,
82, York Way, King's Cross, London, N.1

INTRICATE PARTS

but not too intricate for **Bullers**



BULLERS LOW LOSS CERAMICS

Made in Three Principal Materials

FREQUELEX

An insulating material of Low Di-electric Loss, for Coil Formers, Aerial Insulators, Valve Holders, etc.

PERMALEX

A High Permittivity Material. For the construction of Condensers of the smallest possible dimensions.

TEMPLEX

A Condenser material of medium permittivity. For the construction of Condensers having a constant capacity at all temperatures.

BULLERS LTD., 6, Laurence Pountney Hill, London, E.C.4

Phone: Manson House 9971 (3 lines)

Telegrams: "Bullers, Cannon, London"

THE "PYROGRIP"

(Patent Applied For)

Every Radio, Electrical, Motor and Model Engineer hates those fiddling small screws in awkward corners! Here's the perfect solution—fits any screwdriver $\frac{5}{16}$ in. dia. approx., holds the screw snug and straight, slips up the shank when not required.

6d. EACH from Hardware Shops Everywhere.



**SIMPLE
QUICK
EFFICIENT**

THE ACRU ELECTRIC TOOL MFG. CO. LTD

123, HYDE ROAD, MANCHESTER, 12.

Tel.: ARDwick 4284

"You're CERTAIN to get it at ARTHURS!"

★ **VALVES** : We have probably the largest stock of valves in the Country.

Let us know your requirements.

AVOMETERS. NOW IN STOCK.

AVOMETER, Model 7	£19 10 0
AVOMETER, Model 40	£17 10 0
VALVE TESTER (Complete)	£16 10 0
TEST BRIDGE	£11 0 0
AVOMINOR, Universal Model	£8 10 0
AVOMINOR, D.C. Model	£4 4 0
SIGNAL GENERATORS, A.C.	£13 0 0

We stock: **TAYLORS' METERS**

15 AMP, 3 pin "CLIX" Foot Switch Plugs £1 0 0

All orders sent by return of Post. Terms C.O.D. or cash with order.

London's Oldest Leading Radio Dealers.

Arthur's EST. 1919
PROPS: ARTHUR GRAY, LTD.

Our Only Address: **ELECTRICAL, TELEVISION & RADIO ENGINEERS.**

Gray House, 150, Charing Cross Rd., London, W.C.2

Telephone: TEMple Bar 5833/4.

Take your pick of the
WORLD'S TRADE OFFERINGS

Attend the Canadian International
 Trade Fair in Toronto

May 31—June 12, 1948



The finest goods from every part of the world will be on display in Canada in 1948. You can compare the goods of many makers—many nations—and order them on the spot!

Canada's first International Trade Fair—sponsored by the Canadian Government—will bring buyer and seller together on an international scale.

Plan NOW to attend the Canadian International Trade Fair in 1948 or to send a representative. Full details on exhibits, transportation, and accommodation, etc., available from:

LONDON: A. E. Bryan, Commercial Counsellor,
 Office of the High Commissioner for Canada, Canada
 House, Trafalgar Square, S.W.1.

GLASGOW: C. F. G. Hughes, Acting
 Canadian Govt. Trade Commr., 200 St.
 Vincent Street.

LIVERPOOL: M. J. Vechslor, Canadian
 Govt. Trade Commr., Martins Bank
 Building, Water Street.

DEPARTMENT OF TRADE AND COMMERCE

OTTAWA



CANADA

ALL-POWER



CONSTANT VOLTAGE POWER SUPPLIES

This forward mounting Rack Unit, illustrated with cover removed, provides a constant output voltage of 300 D.C. at any current up to 600mA. The output impedance is a fraction of an Ohm, and the residual output ripple is less than 2mV.

This is only one of the many special Power Supply Units we are making to customers' requirements.

ALL-POWER TRANSFORMERS LTD.
8A GLADSTONE ROAD, WIMBLEDON, S.W.19

TEL. : LIBerty 3303

CLARITY



PERSONIFIED

WITH THIS SENSITIVE GRAMPIAN MIKE

The Gramplan M.C.R. Type Microphone reproduces voices with that crystal clearness which gives full value to every word and accentuates the "personality" of the speaker. Those who still have "make do" microphones on their P. A. Systems should take advantage of this up-to-date, highly sensitive model which Gramplan are now in a position to supply. The M.C.R. is mounted in a spring suspension frame with the Unit Assembly housed in cast metal case. In crinkled black and nickel standard finish. Write for details now.



Type M. C. R. Frequency Range 80-7,500 cycles. Sensitivity Minus 45 d.b. Impedance 20 ohms. Size 2½ ins. by 3½ ins. frame, 6 ins. square with Base Adaptor threaded ¼ ins B.S.F. weight 3½ lbs List £5 - 0 - 0

GRAMPIAN
LOUDSPEAKERS

GRAMPIAN REPRODUCERS LTD. Hanworth Trading Estate, Feltham, Middlesex.
Phone : Feltham 2657 Telegrams : Reamp, Feltham.


Scientific G12

LABGEAR WINDING MACHINES

STRAIGHT WINDER

Leaflet A.1036 W.W.

- Very clean in design
- Extremely ruggedly constructed
- Assured High Production
- Minimum fatigue to Operator



- Wire range 24 to 47 swg
- Length Capacity 1' - 7'
- Diameter 7" maximum
- Power or Hand Driving facilities

QUICK

ALSO WAVE WINDERS

Leaflet A.1016 W.W.

DELIVERY

PRECISION MACHINES ENSURING OUTSTANDING RESULTS

LABGEAR
WILLOW PLACE, CAMBRIDGE

Phone : 2494 (2 lines)


Grams : Labgear, Cambridg.



THE TAYLOR JUNIOR, Model 120A. The Pocket-size UNIVERSAL METER. 21 ranges. Sensitivity: 1,000 ohms per volt, D.C. and A.C. Price £7.10.0.




UNIVERSAL TAYLORMETER, Model 85A. 90 Ranges. Sensitivity 20,000 ohms per volt, D.C. and A.C. Price £19.19.0



TAYLOR CATHODE RAY OSCILLOGRAPH, Model 30A. 3 1/2" Cathode Ray Oscillograph. Linear Time Base from 10 to 10,000 cycles. A.C. Mains-operated. Price £27.10.0.



UNIVERSAL TAYLORMETER, Model 50A. 40 ranges. Sensitivity 1,000 ohms per volt, D.C. and A.C. First grade accuracy. Price £15.15.0.




TAYLOR CIRCUIT ANALYSER, Model 20A. Audio and Magic-eye Indication. Pentode Detector in Prove. Ideal for fault finding. Price £15.15.0.



UNIVERSAL TAYLORMETER, Model 70A. 50 ranges. Universal meter. Sensitivity 1,000 ohms per volt. Price £10.10.0.



TAYLOR ALL-WAVE SIGNAL GENERATOR, Model 65B. 100 Kc/s to 46 Mc/s. 6 scales. A.C. Mains-operated. Price £15.10.0.



TAYLOR VALVE TESTER, Model 45A/S. All tests on all usual English, American and Continental Valves. Price £18.10.0.



TAYLOR A.C. BRIDGE, Model 110B. Seven Capacity and seven Resistance ranges. "Magic eye" balancing. Price £12.12.0.

TAYLOR made

Make a point of seeing these popular instruments among our complete range which will be demonstrated at Radiolympia.

We shall be pleased to welcome all our friends at

RADIOLYMPIA STAND 119

**HIRE PURCHASE TERMS
ON ALL MODELS AND IMMEDIATE
DELIVERY OF MOST.**

**TAYLOR ELECTRICAL
INSTRUMENTS LIMITED,
419-424, MONTROSE AVENUE,
SLOUGH, BUCKS.**

Telephone: Slough 21381 (4 lines).
Telegrams: "TAYLINS" SLOUGH



Regency Model.

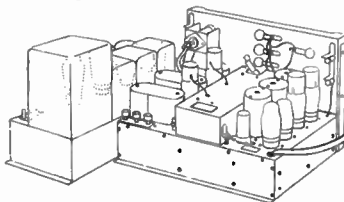
All Models incorporate chassis Tuner T69a and Amplifier LF59: 12 valves: All Wave: 4 bands: Variable Selectivity: Whistle Filter: Independent Bass and Treble controls: 9 watts output: 12" wide range loudspeaker: Chassis available separately at 80 guineas plus Purchase Tax. Deliveries: chassis ex-stock, radiograms in rotation. Write to us for name of nearest Dynatron Dealer.

DYNATRON

THE SUPREME REPRODUCER

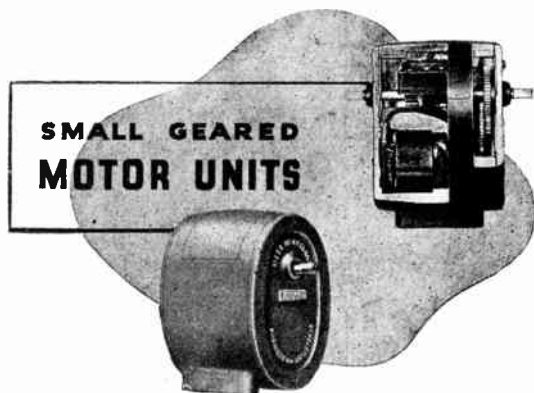
Since 1927 Dynatron have always made the finest radio gramophones for the radio enthusiast and music lover. The new Ether Conqueror Series again demonstrates this Dynatron supremacy.

3 cabinet styles Modern, Regency and Queen Anne from 160 guineas plus Purchase Tax.



Exhibitors at Radiolympia since 1931. Visit us at Stand No. 6 Grand Hall just inside Main Entrance.

DYNATRON RADIO LIMITED, RAY LEA ROAD, MAIDENHEAD, BERKS.



The Drayton "R.Q." is a 25-watt motor unit geared to a final shaft, to which may be fitted eccentrics, arms or cranks, gears, links or pulleys for actuating valves or dampers, movements, switchgear or other devices.

"R.Q." motors are available *unidirectional* or *reversing*, with or without self-switching, for 100/110 or 200/250 volts A.C.

Both types are fitted with an auxiliary two-way switch actuated by movement of the final shaft, for operating auxiliary gear such as fan motors, pumps, interlocking devices, etc.

FINAL SHAFT SPEEDS

Reversing	Max 600 R.P.M.	27 min. per rev.
Unidirectional	Max 280 R.P.M.	60 min. per rev.

Send for List 302/1N

Drayton Regulator & Instrument Co. Ltd., West Drayton, Mdx.

for

Operating Valves, Dampers or Rheostats, Cinema Projectors, Rotating Screens, Illuminated Signs, Small Working Models, Geneva Movements for Drum-type Switches, Rocking Baths, Work Movement, Soldering and Welding Fixtures, Continuous Turning, Feed of Light Strip Under Process.



A New
SW
Aerial
that is

THE "ARNINE" SHORT WAVE AERIAL

The most suitable aerial for short wave band listening. Aerial spans and down lead consist of twin parallel feeder of 300 ohm impedance, polythene insulated. Pack includes all the necessary insulators, fittings, etc. for easy erection.

Designed
ANTIFERRENCE
LIMITED

Sales Division:

67, Bryanston Street, Marble Arch, London, W.1.

Telephone: PADDington 7253/4/5

A3



VISIT STAND 234

(NATIONAL HALL)

FOR ALL-BRITISH PRODUCTS



A COMPLETE "HAM-SHACK"

The Q5/10 Receiver and the B4/40 Transmitter, combine to give you everything you require for a complete station—

when you want to operate — just switch on.



Q5/10 COMMUNICATIONS RECEIVER

- ★ 5-Band 10-Valve Superhet for A.C. Mains.
- ★ 1 R.F., 2 I.F. Beat Oscillator and 2 Audio Stages.
- ★ 5 Amateur Bands completely spread on full vision S.M. Dial.
- ★ Iron Cored Air Trimmed Inductances on Polystyrene Formers.
- ★ Adjustable Noise Limiter.
- ★ Variable Selectivity Audio Filter.
- ★ Dual Purpose Audio Amplifier.
- ★ Built-in "S" Meter.
- ★ Plug for External Battery Operation.
- ★ Crystal Calibration Unit for Band Edge Checking (extra).

Available also with general coverage coil unit.

PRICE: £52.10.0 (Plus Purchase Tax)



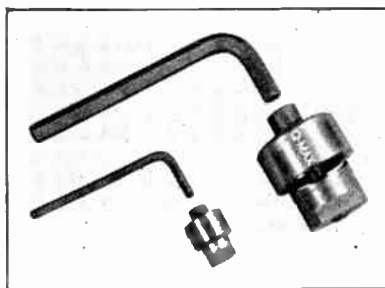
B4/40 TRANSMITTER

A Complete 40 watt Four Band Transmitter for Phone or C.W.

- ★ Four Bands 80-40-20-10 metres—single switch.
- ★ Two Tuning Controls only.
- ★ Built-in Modulator and Power Pack.
- ★ High efficiency Four Band Tank Coil Turret.
- ★ Instant Crystal changing from front of panel.
- ★ Forty watts C.W. Thirty-five watts phone to KT8C Final.
- ★ All essential circuits metered.
- ★ Provision for Low Impedance input from a V.F.O.
- ★ The whole completely housed in attractive black crackle finished steel cabinet 19" x 10" x 9 1/2".

Nothing external except Microphone and Key.

PRICE: £75



Proc. Patent Spec. No. 21011

THE IMPROVED "Q-MAX" CHASSIS CUTTER (with Allen Key).

Sizes available:

5/8" (button base), 1 1/8" (Octal), 1 1/4" and 1 1/2".

If there is no "Q-MAX" dealer in your locality,

BERRY'S (SHORT-WAVE) LTD.
25 HIGH HOLBORN,
LONDON, W.C.1

will be pleased to send an illustrated catalogue on receipt of a stamped addressed envelope.




"POLYMAX"
THE UNBREAKABLE
INSULATOR

"Q-MAX" (ELECTRONICS) LTD.,

10 LITTLE TURNSTILE,
LONDON, W.C.1

POINTERS FOR DESIGNERS



THE X61M

An indirectly heated 6.3v. frequency changer of the Triode-Hexode type, the OSRAM X61M is suitable for operation up to 60 megacycles per sec. (5 metres). Outstanding features include:—

- High conversion conductance for comparatively low cathode current, improving signal to noise ratio.
- Signal handling capacity is such that negligible distortion is apparent up to 5 volts R.M.S. on the signal grid.
- Negligible "pulling" when tuned anode oscillator is used, making ganging of tuned circuits easy.
- Control characteristic is designed to work in combination with KTW61 as IF amplifier, giving maximum control on both valves with negligible distortion.

A detailed technical data sheet is available on request.

Osram
PHOTO CELLS

S.E.C.
CATHODE RAY TUBES

Osram
VALVES

Adv. of The General Electric Co. Ltd., Magnet House, Kingsway, London, W.C.2

Wireless World

Radio and Electronics

37th YEAR OF PUBLICATION

OCTOBER 1947

Proprietors:
ILIFFE & SONS LTD.

Managing Editor:
HUGH S. POCOCK,
M.I.E.E.

Editor:
H. F. SMITH

Editorial, Advertising
and Publishing Offices:
DORSET HOUSE,
STAMFORD STREET,
LONDON, S.E.1.

Telephone:
Waterloo 3333 (50 lines).
Telegrams:
"Ethaworld, Sedlist, London."

△
PUBLISHED
MONTHLY

Price: 1/6

(Publication date 26th
of preceding month)

Subscription Rate:
Home and Abroad
20/- per annum.

MONTHLY COMMENTARY	351
IGNITION INTERFERENCE—I By W. Nethercot	352
SHORT WAVES FOR PLEASURE By Thomas Roddam	358
HETERODYNING AND MODULATION By C. J. Mitchell	359
NATIONAL RADIO EXHIBITION 1947	
Exhibitors at the Show	362
Plan and Guide	363
Stand-to-Stand Report	364
UNBIASED By "Free Grid"	387
TRANSFORMERS—OBVIOUS AND OTHERWISE By "Cathode Ray"	388
TELEVISION RECEIVER CONSTRUCTION—8 ..	391
QUALITY OF B.B.C. TRANSMISSIONS By H. A. Hartley	396
WORLD OF WIRELESS	397
LETTERS TO THE EDITOR	401
SHORT-WAVE CONDITIONS By T. W. Bennington	403
RANDOM RADIATIONS By "Diallist"	404
RECENT INVENTIONS	406

Branch Offices:

COVENTRY:
8-10, Corporation Street.
Telephone: Coventry 5210.

Telegrams:
"Autocar, Coventry."

BIRMINGHAM:
King Edward House,
New Street, 2.

Telephone:
Midland 7191 (7 lines).

Telegrams:
"Autopress, Birmingham."

MANCHESTER:

260, Deansgate, 3.

Telephone:
Blackfriars 4412 (4 lines).

Telegrams:
"Iliffe, Manchester."


GLASGOW:

26B, Renfield Street, C.2.

Telephone: Central 4857.
Telegrams: "Iliffe, Glasgow."

△

As many of the circuits and apparatus described in these pages are covered by patents, readers are advised, before making use of them, to satisfy themselves that they would not be infringing patents.



Five of a kind . . .

The "Wearite" series of "P" coils is just one of a range of precision components. Others are I.F. Transformers, Mains Transformers, Vibrators and Switches.

See **WEARITE** at Radiolympia on **Stand No. 125**

Wright & Weaire Ltd. 2 Lord North Street, London, S.W.1
Telephone: ABBey 2126 Factory: South Shields, Co. Durham

1635



VALVES AND THEIR APPLICATIONS

By M. G. SCROGGIE, B.Sc., M.I.E.E.

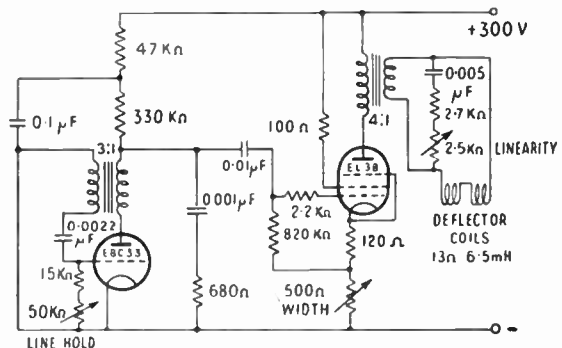
No. 10: Mullard OUTPUT PENTODE EL38

THE supreme merit of the cathode-ray tube, as so often explained, is the absence of appreciable inertia in its moving part—the beam. Just so; but if the beam is deflected electromagnetically, as in television, there comes into play the electrical equivalent of inertia—the inductance of the deflector coils. To make the beam fly back between lines it is necessary for the peak current through the coils to be reversed in less than 15 microseconds. This results in a back e.m.f., proportional to the current and to the inductance. The current must in any case come within the handling capacity of a reasonable valve; but in order to reduce it one must increase the number of turns on the coils (or the transformer step-down ratio); and the inductance goes up as the square of the number of turns (or ratio). So back e.m.f. is inversely proportional to current.

Peak-to-peak current x peak back—e.m.f., for normal television equipment, is of the order of 250 volt-amperes; so it is clear that the output valve must cope with fairly high signal values, such as 125 mA and at least 2,000 V. The EL 38 is a substantial pentode with a top-cap anode, rated to stand peaks up to 4,000 V., and cathode current 200 mA. Sufficient deflection for a television tube can be obtained for a power supply of about 85 mA (to anode and screen) at 300 V.

The design of such a stage, and particularly of the output transformer, is far too complicated to discuss in this space; but see Cocking's *Television Receiving Equipment*, Chapter VI, or his *Wireless World* articles, "Electromagnetic Deflection" (July, 1946, p. 217) and "Line Time-Base and E.H.T. Supply" (July, 1947, p. 251). An example of a circuit was shown in *Wireless World*, December, 1946, p. 405—The Pye B 16 T television receiver. Another appears below. In the former the EL 38 is driven by a blocking oscillator (see No. 8 in this series) using an EF 50, but a triode will do. The amplitude of the EL 38 output, which determines the width of the picture, can conveniently be controlled by negative feedback, using a variable resistor in the

cathode circuit. Linearity is adjusted by varying the damping of the output circuit.



Some EL38 Data

Heater voltage	6.3 V.
Heater current	1.4 A.
Max. anode voltage	800 V.
Max. screen voltage	400 V.
Max. anode dissipation	25 W.
Max. screen dissipation	8 W.
At V_a 250, V_{g2} 250, V_{g1} -7:—			
Mutual conductance	14.3 mA/V.
Anode a.c. resistance	21,000 Ω
Capacitances:—			
Input	17.5 pF.
Output	6.5 pF.
Anode-to-grid	1.2 pF.



This is the tenth of a series written by M. G. Scroggie, B.Sc., M.I.E.E., the well-known Consulting Radio Engineer. Reprints for schools and technical colleges may be obtained free of charge from the address below. Technical Data Sheets on the EL38 and other valves are also available.

**THE MULLARD WIRELESS SERVICE CO. LTD.,
TECHNICAL PUBLICATIONS DEPARTMENT,
CENTURY HOUSE, SHAFESBURY AVE., W.C.2**

Wireless World

Radio and Electronics

Vol. LIII. No. 10

OCTOBER, 1947

Price 1s. 6d.

MONTHLY COMMENTARY

The National Radio Exhibition

EVERYONE concerned with the National Radio Exhibition is to be congratulated. The Radio Industry Council, as organizers, are now embarking on their first venture in this direction, as the Council was formed since the last pre-war show was held. They have introduced many changes of principle, all of which we consider to be for the better. The industry, collectively and individually, also deserves the highest praise for its courage and resourcefulness in carrying through, in the face of present-day obstacles, the idea of a show that is actually larger and of wider scope than its immediate predecessor of 1939. The show has now grown up; though it is actually the seventeenth of the series, it would have attained its majority some years ago had it not been for the war.

Ideally, an annual exhibition should aim at encouraging the widest possible section of the general public to take an intelligent and serious interest in radio matters of every kind. A secondary but highly important function is that the show should be regarded by those in all radio circles—including professional, industrial and trade—as the focal point of the wireless year. Pre-war shows did little to satisfy these requirements; at the worst, they tended more and more to publicize the less solid aspects of broadcasting, and at the best they did little more than mark a period in the calendar of production of broadcast receivers.

Rome was not built in a day, and it would be unreasonable to expect the perfect exhibition to emerge fully developed out of the chaos of war. But so many steps in the right direction have been taken that we can look forward to the future of radio shows with some confidence.

The critical visitor to Olympia will no doubt look for signs of the influence of the war years on current practice. In our view, the most important effects of that period will not be in matters that are evident superficially. True, radar technique has contributed several details of circuit design to

television, but in general wartime developments were restricted to the higher frequencies, for which the peacetime applications are still limited. The real advance of the industry has been in individually trivial matters of "know-how;" under the stress of war it has learned many lessons that affect the details of design and production. Wireless components and equipment generally are better designed and better made than ever before. More efficient methods of production have in turn resulted in economies, with the result that prices compare favourably with those in other fields.

"Miniaturization" and "tropicalization" are two clumsy words that nevertheless represent important wartime advances. By learning how to make small components economically the industry has found means of greatly expanding the applications of radio and radio-like equipment; the hearing aid is one of the first examples that comes to mind. By mastering the problems of making apparatus that will resist extremes of temperature and humidity, the whole world has been made a potential market for the exporter. The contribution of the radio industry towards the restoration of our national export/import balance is already considerable; there is no technical reason why it should not be larger. We have the knowledge, the production capacity and the still more important asset of fertility in technical ideas.

Educational exhibits are not lacking, but this is a side of the exhibition that could be expanded in future years. The possibilities of the cinema are already being exploited with advantage in explaining some of the more subtle points of recent developments. This technique, used with skill and imagination, might be extended in many directions.

Two or three "conventions," to be held at Olympia, have already been arranged; here, again, is an idea that should be developed. Every encouragement should be given to those who wish to plan meetings to coincide with the annual exhibition.

Ignition Interference

1.—Its Nature, Magnitude and Measurement

By W. NETHERCOT, M.A., B.Sc., F.Inst.P.

(British Electrical and Allied Industries Research Association)

ALTHOUGH extensive investigations on interference from the ignition systems of motor vehicles have been made over many years by organizations such as the Post Office, the B.B.C. and the Electrical Research Association, little quantitative information has been published. The Electrical Research Association has issued many reports on this subject to its members but the information contained therein has not been published; at least since Gill and Whitehead's paper in *J.I.E.E.*, 1938.¹ It is the purpose of these articles to summarize the information contained in these reports and to give an up-to-date picture of the situation at present obtaining.

Origin of Interference.—The ignition circuit is essentially a spark generator. It can be represented approximately by the circuit shown in Fig. 1. L is the inductance of the H.T. winding of the coil or magneto and C_1 is its self-capacitance. l_1 and l_2 are the cables joining the coil to the distributor and the distributor to the sparking plug. For magnetos with integral distributor l_1 can be

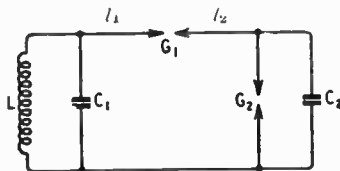


Fig. 1. Essential circuit of ignition system.

omitted. G_1 is the distributor gap and G_2 the sparking plug gap. C_2 is the self-capacitance of the sparking plug. The capacitance associated with the distributor gap is not shown.

¹ References are to a bibliography to be published with Part 2.

The circuit is shock excited by the breakdown of the gaps G_1 and G_2 . The distributor gap breaks down at about 3 kV and the sparking plug gap anywhere between approximately 3 and 12 kV, depending on engine conditions. When the sparking plug breaks down the energy stored in the capacitance C_1 and the H.T. cables, both of which are charged to the breakdown voltage of the plug gap, is rapidly dissipated, giving rise to the so-called "capacity" component of the ignition spark. The current is oscillatory and has a complex wave shape with a high peak value, but decays rapidly, due to energy dissipation in the dielectric of C_1 , the gaps G_1 and G_2 and the R.F. resistance of the circuit. For normal motor vehicles the current oscillates at a frequency between 30 and 50 Mc/s. The discharge lasts only for a microsecond or less but the peak current may be several hundred amperes. A succession of such discharges may occur due to current chopping before the final inductive discharge in which the amplitude of the low-frequency current is only a fraction of an ampere. The inductive discharge contributes a negligible amount to the radio interference except possibly at the lowest frequencies.

Spark Discharge.—The capacity spark discharge, and the effect of suppressor resistors on it, has been studied oscillographically by the author. Fig. 2 shows tracings of some of the oscillograms obtained on a typical ignition system with

the plug gap breaking down at 5 kV. Increasing resistance reduces the amplitude of the current and at about 1,000 ohms changes the discharge from oscillatory to unidirectional. With 25,000 ohms in circuit it is indistinguishable, except for the steep front, from the subsequent inductive discharge.

These records were obtained with the resistor inserted at the sparking plug. A resistor inserted in the coil-distributor cable or at the distributor end of the plug cable reduces the rate at which the self-capacitance C_1 discharges to the same degree as does a similar

resistor inserted at the plug end of the H.T. cable but, whereas the latter prevents the rapid discharge of the charged H.T. cable the former does not, and this is the reason why a single resistor in the coil-distributor cable is ineffective as a suppressor at frequencies above 80 - 100 Mc/s.

The upper limit of the frequency band of the radiation depends on the rate at which the gaps G_1 and G_2 become conducting at breakdown. Theoretical considerations indicate that the voltage should fall to a negligible value in an extremely short time and this is borne out by experiment. The fall is too rapid for accurate measurement; some tests made by the author with a high-speed oscillograph on the breakdown under impulse of a 1 millimetre gap (which is of the order of the sparking plug gap) have shown it to take place in less than 4×10^{-9} sec., and it is probably considerably shorter than this. One of the oscillograms is reproduced in Fig. 3.

Frequency Distribution.—Measurement has shown that ignition interference has a continuous frequency spectrum from normal broadcast frequencies up to at

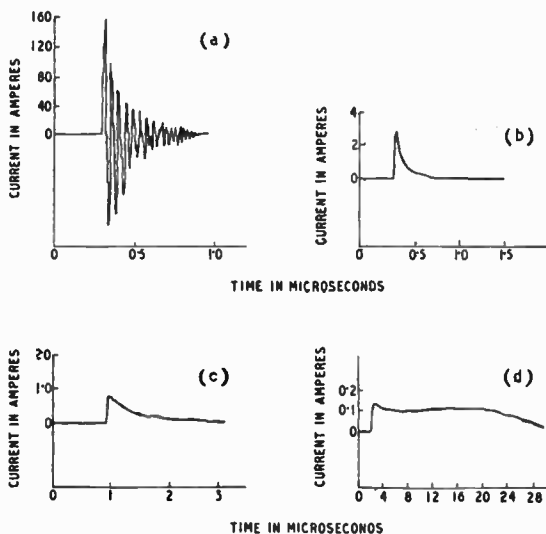
With the spread of television, the question of interference from motor-vehicle ignition systems will become increasingly important. These articles contain a summary of present-day knowledge on the nature of ignition interference, its measurement and suppression

least 650-Mc/s. It is not serious at the lower frequencies, except to radio equipment situated within the vehicle, but rises rapidly in intensity above 10Mc/s and is very strong at television frequencies. At one time it was thought that the intensity decreased progressively with increase of frequency above 100Mc/s but more recent measurements, both here and in America, have shown that, although the strength of the interference varies with the frequency, there is no general decrease in intensity up to 650Mc/s.² The engine of a motor vehicle is surrounded to a great degree by a bonnet consisting of metal plates and this has a marked effect on the magnitude of the interference radiated from the ignition system. As this effect is not amenable to calculation it is unwise to expect more than qualitative agreement between theoretical field strengths of the interference based on a simplified circuit such as shown in Fig. 1 and those obtained with field-strength measuring equipment.³

Methods of Measurement. — A detailed discussion on the principles of interference measurement is outside the scope of this article but quantitative estimates of its magnitude are meaningless unless the characteristics of the measuring equipment are specified.

Apparatus for the measurement of radio interference consists essentially of a high frequency voltmeter having a specified acceptance band with

Fig. 2. Current in the "capacity" component of the ignition spark. (a) no resistance; (b) 1,000-ohm series resistance; (c) 5,000 ohms; (d) 25,000 ohms



a linear detector as output meter arranged to measure, subject to certain time constants, the crest

value of the interference. This is the well-known method of assessing the "annoyance" effect of interference to radio reception, and it has been standardized by the British Standards Institution and accepted by the C.I.S.P.R.¹

It is necessary that the equipment should be adequately sensitive to both interference and carrier. For interference measurements gain and bandwidth are of equal importance and have to be considered jointly. The bandwidth has also to be chosen in relation to the type of transmission affected by interference. Reception of the television programme necessitates the use of receivers with 5- to 6-Mc/s bandwidths for the vision and approximately 25 kc/s bandwidth for the sound channel.

Measuring Equipment. — In practice, however, the bandwidth of the sound channel in a television receiver is considerably wider, i.e., of the order of 60 kc/s. Of the two measuring sets constructed by the E.R.A. the earlier one (6.50 Mc/s) has a designed bandwidth of 50 kc/s, but tests showed that its effective band-

(20-120 Mc/s) had a bandwidth of 100kc/s and both had output meters of the type mentioned above except that the discharge time was increased from the specified value of 150 milliseconds to 500 milliseconds.

The response of a meter of this type to a succession of pulses is a function of the pulse width, the time interval between pulses and the charge and discharge times of the meter. The ignition pulse is of very narrow width

and at low repetition rates the meter reads only a small fraction of the peak value of the pulses.

Under these conditions, if the gain of the receiver is adjusted to give a measurable reading, there is a risk of overloading the amplifier, with the result that the measurements have no significance quantitatively. The response is improved by increasing the discharge time of the meter and this is the reason for increasing it to 500 milliseconds.

Comparison tests on ignition interference showed that the response of the two sets differed by less than 3 db and unless otherwise stated, all values of the interference field given in this paper were obtained with them.

Interference to Vision.—This does not become serious and the instantaneous value of the interfering field is such as to give an appearance comparable with "peak white" on the screen, that is, until a limit, which is of the order of the crest value of the signal, is exceeded. Accordingly the subjective effect of the interference requires a meter responding to the frequency with which such a limit is exceeded.

It is not possible to simulate such a characteristic with that of the crest type instrument found suitable for sound transmissions. However, tests on pre-war television receivers showed them to be more sensitive to most types of interference as regards sound than as regards vision. Accordingly, it was held that practical needs of suppression in such cases would be met by an instrument

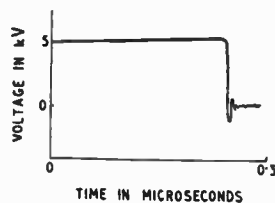


Fig. 3. Breakdown of 1-mm gap under impulse voltage.

Ignition Interference—

suitable for the sound transmission. Although a bandwidth of 100 kc/s is greater than the audio bandwidth of television receivers,

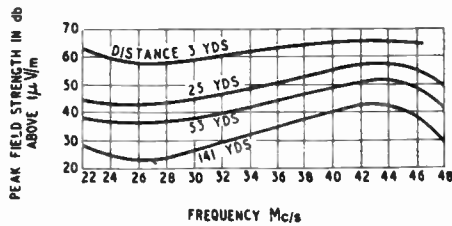


Fig. 4. Frequency variation of average peak-field strength of interference from motor vehicles.

the pre-war subjective tests carried out by the E.R.A. showed that the limiting signal-to-interference ratio for tolerable sound reception as measured in the way described above was independent of the type of interference and approached 40 db, the well-known limit for lower frequencies. The corresponding limits for the vision transmission were found in most cases to vary from 20-35 db.

Some recent tests by the B.B.C. and the E.R.A. on the subjective aspect of ignition interference to television receivers of the post-war type have indicated that when the receivers are fitted with an audio and

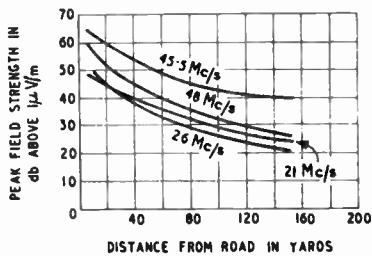


Fig. 5. Variation of average peak-field strength from motor vehicles with distance from road.

video noise limiters they are more sensitive to the vision than the sound channels, probably due to a reduction of the signal-noise ratio in the latter. More comprehensive tests are needed on this point and arrangements to this effect are in hand.

Tolerable Interference Level.—

Before the war BS833 specified that the interference level in the frequency band 1.5 to 150 Mc/s, measured at ground level 30ft from the interfering source, should not exceed $50\mu\text{V/m}$ ⁽¹⁾. In the tests mentioned above the peak field of the television service was $300\mu\text{V/m}$ and the interference from the vehicles, suppressed to

a level of about $30\mu\text{V/m}$, as measured at the television aerial, was just tolerable.

Many television aerials are situated considerably more than 30ft from motor vehicles and are often screened to some extent from the direct radiation by the presence of buildings; furthermore the residual field from many vehicles after suppression is less than $50\mu\text{V/m}$.

In view of these facts the figure of $50\mu\text{V/m}$ is not an unreasonable one and although the specifications on radio interference are in course of revision, it is unlikely that the revised ones will call for a higher degree of suppression.⁵ Practical tests have shown that ignition interference to television is reduced to a tolerable level by the simple methods well known before the war.⁶

Magnitude of Interference.—

The frequency range below 120 Mc/s has hitherto excited most interest for in it lie not only the television service but also other important services; e.g., police radio cars. The E.R.A. has made an extensive statistical survey of ignition interference by measuring the radiation from motor vehicles at selected points near roads such as the Great West Road and Western Avenue which have fairly high traffic densities and on which the average speed is between 30 and 40 m.p.h. In addition upwards of 100 separate vehicles, both private and commercial, have been studied under controlled conditions.

Fig. 4 shows a series of measurements made on Western Avenue at

frequencies between 22 and 48 Mc/s and at distances between 3 and 141 yards from the side of the road (ground level). The corresponding attenuation with distance curves are shown in Fig. 5. The order of levels observed and their relatively slow attenuation with distance indicate that motor vehicles can cause interference over a wide area.

Fig. 6 shows the results of tests on a number of vehicles at a standard distance of 30ft and a standard speed of 30 m.p.h. At 15 Mc/s the strength of the interference field is about 15 db below

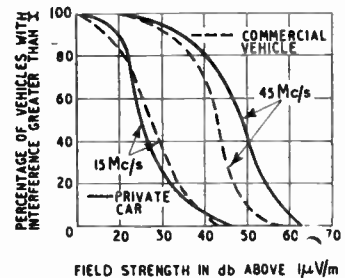


Fig. 6. Interference due to motor vehicles.

that at 45 Mc/s and it will be observed in the latter case that 1 mV/m is rarely exceeded (the maximum field recorded was 2 mV/m) and that only 40 per cent of the private cars tested exceeded $30\mu\text{V/m}$.

A series of measurements between 43 and 118 Mc/s at 30ft from the line of traffic on Western Avenue is shown in Fig. 7, which also shows the results of controlled tests on a number of vehicles at frequencies of 50, 82 and 103 Mc/s.

In the latter the vehicles were stationary at 30ft from the aerial and the engines run at a speed

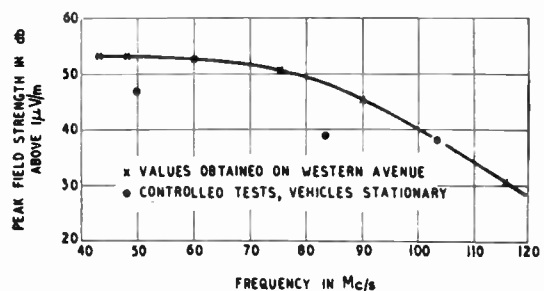


Fig. 7. Comparison of interference measurements on stationary and moving vehicles.

which produced the maximum reading of the output meter.

Results of Tests.—The agreement between the two sets of measurements is satisfactory, having regard to the different conditions of test. The results show that the interference level falls progressively with frequency increase over the range 43 to 118 Mc/s; at 118 Mc/s the level is about 20 db lower than that at 43 Mc/s. Fig. 4 shows that the level increases with frequency in the range 26 to about 43 Mc/s and so it appears that the band most susceptible to interference is that in which the television service operates.

It should be mentioned that all the figures given above refer to the vertically polarized component of the ignition field. (Television aerials receive vertically polarized radiation.)

For reasons which have already been stated it is unnecessary, when considering interference in relation to television, to measure at distances less than 30ft from

the inductance and radiation fields and the fact that at short distances from a vehicle its dimensions become comparable with such distances. Interference radiated from the vehicle body arrives at the aerial from different directions and the magnitude of the sum of these is a function of the

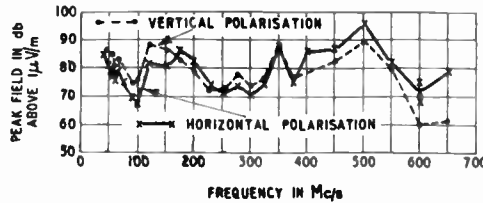


Fig. 8. Variation of interference with frequency for unsuppressed Vauxhall "12" car.

phase differences which depend on the distance of the aerial from the vehicle.

However, in general, the nearer the aerial is to the vehicle the more severe is the interference; on the average the mutual interference between two vehicles passing one another under normal road conditions is about twice as much as when they are separated by 30ft.

TABLE I

Vehicle	Distance in feet of aerial from centre of vehicle	Interference expressed as db above 1 µV/m						
		30	35	40	45	50	80	100 Mc/s
Vauxhall "12"	6	52	49	51	57	65	40	37
"	15	48	43	46	50	58	42	44
"	30	45	43	47	51	51	39	34
Vauxhall "14"	6	38	45	45	46	65	45	42
"	15	35	39	36	41	56	43	37
"	30	33	31	38	37	55	36	32

the source of interference, but for police radio cars, which must operate in close proximity to other vehicles, shorter distances are of more interest.

Table I shows how the level of interference from two 1940-model Vauxhall cars varies over the range 30 to 100 Mc/s with distances between 6 and 30ft.

The results are anomalous in that sometimes the interference level is unchanged or even increases with increase of distance. Factors which may account for this are the phase difference between the direct and earth reflected waves, the relation between

Interference above 120 Mc/s.—

Very little information about ignition interference above 120 Mc/s is available; the only comprehensive results known to the author, apart from those given in George's paper, are those obtained jointly by the E.R.A. and the Radio Division of the National Physical Laboratory.*

* Reports by the National Physical Laboratory and E.R.A. in course of preparation. B. G. Pressey and G. E. Ashwell: "A Pulse Field Strength Measuring Set for Very High Frequencies." To be published in *J.I.E.E.*, Vol. 93, Part 3A.

These tests were made on 1940 model Vauxhall "12" and "14" cars with a pulse field strength measuring set designed by the N.P.L. It consists essentially of a tuned half-wave dipole aerial, a frequency changer, an I.F. amplifier tuned to 35 Mc/s with a bandwidth of 2.5 Mc/s and a cathode ray indicator unit. The frequency ranges are 20 to 30 and 40 to 650 Mc/s.

Figs. 8 and 9 show respectively the variation of the interference with frequency for the "12" and "14" cars. It is seen that the curves are series of crests and troughs with variations in level of up to 30 db but that the average level does not fall off with increase of frequency which is in accord with George's results.

Some difficulty was experienced in determining the peak amplitude of the interference as the individual peaks, as seen on the C.R. screen, varied over the engine cycle by as much as 10 db, with occasional peaks, recurring about once a second, about 5 db above the general maximum peak level. A change of frequency of a few Mc/s was often enough to change completely the character of the peak-to-peak distribution.

The ratio of the horizontally to the vertically polarized components of the field is a function of the frequency, but appears to obey no simple law. With one or two exceptions it is well below 10 db.

Table II shows the distribution of radiation around the "14" car. The aerial positions A, B, C, D are shown in Fig. 10; the normal measurements were made at A.

It is seen that the distribution

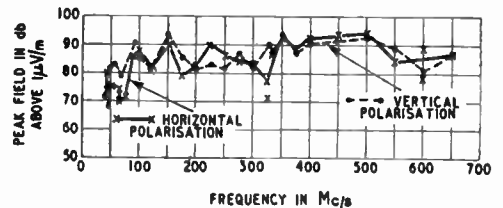


Fig. 9. Variation of interference with frequency for unsuppressed Vauxhall "14" car.

of radiation around the car is not uniform but there is no definite position for maximum interference. This seems to be a func-

Ignition Interference—

tion of the frequency. It is probable that the distribution is affected very largely by the car body.

Fig. 11 (a) and (b) shows the variation of the field strength of the interference with distance at 175 Mc/s and 500 Mc/s respectively. They show that slightly higher levels are obtained with the greater aerial height but the tests were not comprehensive enough to permit definite conclusions to be drawn about the effect of polarization, aerial height and frequency on the attenuation with distance. They indicate no special relationship between these factors; on the average the level is reduced by about 30 db as the aerial is moved from 10 to 100 yards from the cars. This is about 10 db greater than that found for the frequency band up to 50 Mc/s which suggests that

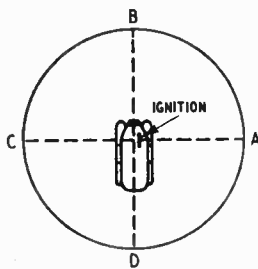


Fig. 10. Positions of measurement for results shown in Table II.

ignition interference at ultra-high frequencies will be much more restricted in area than at the lower frequencies.

Factors affecting Magnitude.—

Referring to Fig. 6 it will be observed that there is a great variation in the strength of the interference from one vehicle to another; for instance at 30ft distance the field strength from some vehicles is less than 25 db above $1\mu\text{V/m}$, with others it is as high as 66 db; i.e., a ratio of about 100 to 1.

There are a number of factors which account for this variation. The layout of the ignition system and its relation to the vehicle body have a large effect on the magnitude of the interference. In general the longer the H.T. ignition leads the greater is the interference, at least for frequencies up to that of television. Reduction of the length of these leads; e.g., by location of the distributor mid-

way along the cylinder block, may reduce the interference considerably. A further reduction may be obtained if advantage is taken of the screening effect of

to the engine, the interference level may be reduced by 8-21 db. Redesign of the layout of the ignition system on the lines discussed above may in some cases

TABLE II

Frequency in Mc/s	Polarization	Interference level in db above $1\mu\text{V/m}$			
		A	B	C	D
55	Horizontal	74	66	75	69
55	Vertical	79	79	78	75
175	Horizontal	79	79	81	81
175	Vertical	85	82	88	88
300	Horizontal	84	79	78	86
300	Vertical	82	88	85	86
500	Horizontal	93	83	89	82
500	Vertical	95	86	94	90

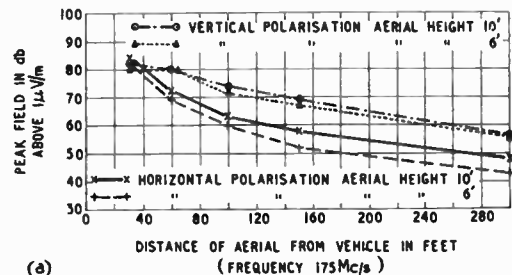
proximity to the metal mass of the engine. The farther the leads can be kept from the bonnet, so is the interference likely to be smaller because of the reduced coupling between them.

The type of body affects the magnitude of the interference considerably; fortunately the modern trend in pressed steel body design leads to reduced interference. On many new vehicles the hinged part of the bonnet is in one piece as compared with the four-sectioned type in which the bonding between individual members was very indifferent from an R.F. aspect. More efficient screening is the result, with consequent reduction of the interference. It is still common practice to mount ignition coils on bulkheads instead of on the engine and this gives a long distributor lead and circulating path for R.F. currents. E.R.A. tests

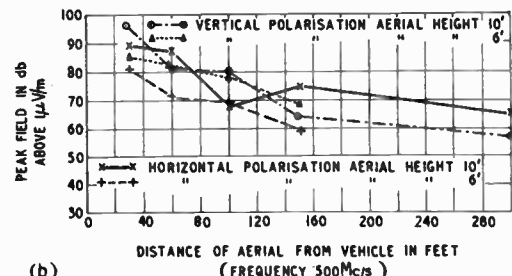
avoid the necessity for the use of suppressors.

Engine conditions, the type of sparking plug and its gap width affect the interference mainly in so far as they affect the breakdown voltage of the sparking plug gap, and the magnitude of the discharge current.

Spark Gap Length.—Increasing the gap width of the sparking plug increases the breakdown voltage but often this increase is less than linear. With some en-



(a)



(b)

Fig. 11. Variation of interference with distance of aerial from vehicle and aerial height above ground.

have shown that if the coil is suitably mounted on the engine so as to reduce the dimensions of the radiating circuit and to confine it

gines it is possible to increase the gap widths considerably without noticeably increasing the interference; since the breakdown vol-

tage, once the engines have attained normal working temperature, changes very little with appreciable variation of gap width.

On the other hand, additional spark gaps in the circuit should be avoided since each gap breakdown on the ignition circuit produces a R.F. voltage and current impulse. Also any additional gap in series with the sparking plug may be partially or wholly additive with it and so increase the peak voltage of the system and the magnitude of the discharge current. For this reason, apart from deleterious effect on the igni-

tion performance, loose connections in the high tension circuit and large distributor gap due to worn rotors are to be avoided. Relatively little can be done to affect the magnitude of the interference by sparking plug design which anyway is controlled by other considerations.

Engine conditions influence the interference appreciably; the effects are rather complicated but in general maximum interference occurs at rapid acceleration from low speed and at wide throttle under heavy load such as occurs when ascending gradients at high speed.

Mobile Radio-Telephone

Marconi 100-Mc/s Equipment

A NEW V.H.F. radio-telephone designed by Marconi's Wireless Telegraph Company for use by police and fire services was demonstrated recently in London. This equipment operates in the 78 to 100-Mc/s band and consists of mobile units for installation in patrol cars, vehicles and launches and a fixed installation of considerably higher power for headquarters' use.

Perfectly reliable two-way communication was maintained between a car and a temporary fixed station in the centre of London, while signals were actually received in the car in the heart of London from the Company's works in Chelmsford. Reliable communication was also maintained between Chelmsford and the temporary headquarters' station.

No interference of any kind was caused by adjacent and passing motor cars, this freedom from the effects of the ignition systems being entirely due to the effectiveness of the noise limiters in the receiver. The radio car was not fitted with suppressors of any kind, yet there was no interference when operating on the move.

The mobile equipment is powered from the 12-volt car battery and consists of a double superheterodyne with crystal-controlled oscillator and a crystal-stabilized transmitter, both working on spot frequencies. There are no external tuning controls of any kind. The few controls that are needed are all located on a small remote control unit which can be mounted on the instrument panel, or anywhere else convenient.

This control unit carries the switches for starting up the transmitter and receiver, but changeover

from send to receive is effected by a press-button switch on the hand microphone. This changes over the short vertical aerial from one set to the other. Each of the two sets is entirely self-contained and includes its own rotary transformer.

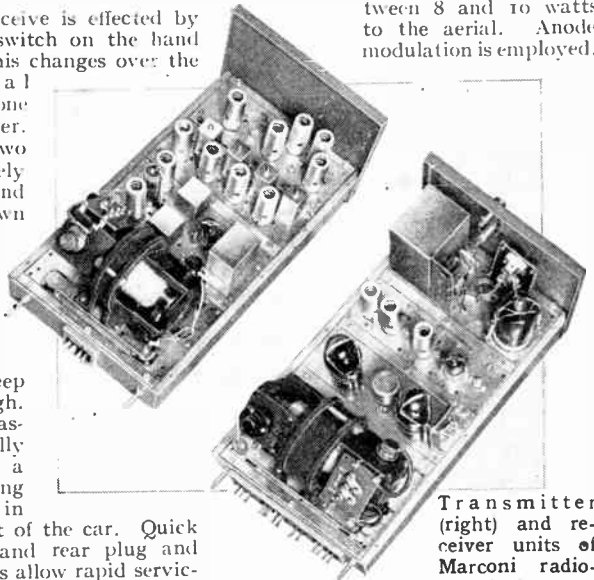
Transmitter and receiver units are very compact: each measures 8in wide, 15½in deep and 7¼in high. They are assembled normally side-by-side on a shock-absorbing carrier located in the luggage boot of the car. Quick release fittings and rear plug and socket connectors allow rapid servicing of the units.

An additional facility provided is that the audio output from the modulating amplifier, which amounts to about 11 watts, can be switched at the remote control unit to a loudspeaker mounted outside the car and the microphone is then used for traffic control purposes.

The receiver is unusual in that, though it is a double superheterodyne, it has only one oscillator. As previously mentioned this is crystal controlled and the third harmonic is taken out in the anode circuit and injected into the first frequency changer. The first I.F. is about 45 Mc/s. After passing through one transformer the signal, with the original injected oscillations, is passed to a second frequency

changer where a further conversion to 5 Mc/s is made. The main amplification then takes place at this frequency. The overall bandwidth of the receiver is 50kc/s at -3 db, which allows for crystal tolerances in transmitter and receiver and also permits the system to operate, when required, with several headquarters' transmitters in different locations and on slightly different frequencies, but all modulated from a common source. This system was described in our issue of February, 1946.

The main interest in the mobile transmitter is perhaps its extreme compactness. Miniature components are used throughout as well as miniature valves. The working frequency is extracted from the crystal oscillator in one operation and then amplified by two successive stages, the last of which drives the final amplifier, which delivers between 8 and 10 watts to the aerial. Anode modulation is employed.



Transmitter (right) and receiver units of Marconi radio-telephone

Whilst the same receiver, but with a different power unit, is used in the headquarters' installation this transmitter is a comparatively high-power one and delivers about 50 watts of R.F. to the aerial. This has separate drive and power amplifier units, the former being crystal controlled and by means of doublers and triplers, all of which are small V.H.F. pentodes, the output is raised to the operating frequency after which two stages of high-power amplification are employed.

Various other applications are visualized for this new Marconi equipment such as ship-to-shore and ship-to-ship communication in harbour work, such as tug boat services.

Short Waves for Pleasure

Radio Engineer Takes a Busman's Holiday

By THOMAS RODDAM

SOMEONE lent us a flat in Stockholm for a month. This isn't going to be a description of non-austerity life in Sweden, although that would be a subject to gloat over. The flat had a radio set in it, one of those all-wave jobs which form an essential item of furniture nowadays. The aerial system was simply five floors height of central heating, and it seemed to do some good. On this equipment we tried to get some entertainment.

Of course, there was the local station, which came roaring in as all local stations do. The only trouble was that the programmes seemed to consist of short gramophone recitals and long talks in what was presumably Swedish. Entertainment value—to us—practically zero. The rest of the medium-wave band was pretty dead at all normal hours: the hour of darkness which forms the Swedish utility night in summer was needed for sleeping. The long-wave band is, of course, stiff with the caterwaulings of radio beacons, which form an interesting commentary on the popularity of the newer navigational aids. The receiver, by the way, was calibrated with the names of 100 medium-wave stations and 25 long-wave stations: it seemed a lot of marking for just one usable programme.

Shortcomings of Short Waves

This left us the short-wave band. Twelve megacycles in 8 inches, or $7\frac{1}{2}$ turns of a small knob. Actually, as the scale was not very linear, the useful range ran to about 2Mc/s per turn, which means than to tune to within 1kc/s of the carrier, the knob had to be adjusted to within 10 minutes of arc. It is possible to do this, but it is not easy, and I don't think a non-technical listener could, or would, manage it. Certainly my wife couldn't and just wouldn't try. Of course, it really didn't matter, because after

a few minutes the receiver had drifted completely away. At a rough estimate it drifted at least five band-widths, and it certainly went on drifting for an hour. That meant that for the first half-hour it needed retuning every five minutes, and then at increasing intervals. Of course, we should never have switched off, but austere habits die hard, and in practice we tried to remember to switch on half-an-hour before we tried to listen.

This question of drift is well-known, and there are quite a lot of cunning ways of compensating for it, according to the literature. In receiver production, however, it seems as though the cost of fitting a short-wave range has exhausted the manufacturer. One solution which I haven't seen described is to fit a heater inside the box with a suitable cut-out switch, to bring the whole thing up to its steady temperature quickly. If the drift was all over in five minutes, that would be tolerable, but the slow creep after an hour is an abominable nuisance. The other really trying thing is this ticklish tuning; finding a station by searching a band is tolerable, but having to hold ones breath while doing it is not.

The receiver market in Europe is open to British receivers. Quite a lot of countries have long-wave local stations, so that American competition is not so serious; the Germans are, for the moment, out of the market. It is essential, however, that the receivers should be good. Europeans do listen to the B.B.C., because they want to improve their English. If they suffer as I did, they will get bored.

Then, of course, there are the programmes. Three times within 30 minutes we were given the same cricket scores on the same programme. In case we missed that, an hour later there was a sports bulletin. But I could never find Tommy Handley: I was told I should remember so-

and-so, who was first violinist at the Argyle Theatre in Birkenhead before the war! I never was in Birkenhead and I don't know any first violinists, and nor do 99 per cent of the listeners to the overseas service. Can't a quick programme summary, free of the Boys at the Bolivar atmosphere, be slipped in after the news bulletins?

Reverting to a more technical point: can't Mr. Bennington help, too. I don't want to sit down with Tremellen charts or the month's ionospheric predictions to find which band to tune to. It is nice to know that in East Africa I should tune to the 19-metre band, but an indication that listeners 1,000 kilometres east of London should tune to such and such band, based on the current propagation conditions, would be most useful. As it is, I had to check the 19-metre band, to make sure that the poor signals on 25 metres weren't absorption rather than penetration, and then hunt around 31 metres to find the programme. Again, most listeners don't know that when the signals go bad they must change wave-bands, and they certainly don't know which way to go.

My short period of complete dependence on broadcasting on short waves has been most instructive to me. It has brought out the seriousness of the defects, both in receivers and in B.B.C. information, of which I was already vaguely aware. It would be well if receiver designers could be made to depend completely on their own receivers for a time, so that they would make more serious attempts to cure their defects.

Electro-plating

A COMPREHENSIVE collection of data for those concerned with the design, erection, maintenance or operation of electro-deposition plants is to be found in the "Handbook of Industrial Deposition". This book, just issued by our publishers on behalf of our associated journal, *Metal Industry*, confines itself to the practical aspects of the subject, and does not deal with theory. The Handbook costs 15/- (postage 7d).

6P8G now implies
that Service men must
★ BRIMARIZE!

PUNCH HOLES HERE

TYPE	CHANGE SOCKET		CHANGE CONNECTIONS		OTHER WORK NECESSARY	PERFORMANCE CHANGE
	FROM	TO	FROM OLD SOCKET	TO NEW SOCKET		
6K8G	INTIOCTAL NO CHANGE		NO CHANGE		REALIGNMENT WILL BE NECESSARY	SLIGHTLY REDUCED GAIN

6P8G

RATED CHARACTERISTICS			
	6P8G	6K8G	
Heater Voltage	6.3	6.3	Volts
" Current	0.8	0.3	Amps
Anode Voltage	250	250	Volts
" Current	2.2	2.5	mA.
Screen Voltage	80	100	Volts
Osc. Anode Resistor	50,000	40,000	Ohms.
Conversion	0.65	0.35	mA/V.
Hexode Input Capacity	7.5	5.5	m.m.f.d.
Hexode Output Capacity	21.5	5.5	"
Osc. Input Capacity	17	7.0	"

BOTH 6P8G and 6K8G are triode-hexode types with International Octal bases, and no change of connections will be necessary. The inter-electrode capacitances of the two types are different however, and it will be necessary to realign the oscillator and I.F. circuits after Brimarizing.

BRIMAR
RADIO VALVES

★ **BRIMARIZING—**
a service which first-class dealers can offer those customers whose radio sets have been designed round valves which are in short supply



STANDARD TELEPHONES AND CABLES LIMITED, FOOTSCRAY, SIDCUP, KENT.

WATCH THIS SERIES FOR THE BEST ADVICE

INSTRUCTIONS : Punch holes where indicated and cut away this portion. Cut out and file them in the order in which they appear. This column will then give you a quick reference index.

7

Virtually Distortionless

TYPE A.D./47 AMPLIFIER

This is a 10-valve amplifier for recording and play-back purposes for which we claim an overall distortion of only 0.01 per cent., as measured on a distortion factor meter at middle frequencies for a 10-watt output.

The internal noise and amplitude distortion are thus negligible and the response is flat plus or minus nothing from 50 to 20,000 c/s and a maximum of .5 db down at 20 c/s.

A triple-screened input transformer for 7½ to 15 ohms is provided and the amplifier is push-pull throughout, terminating in cathode-follower grids with additional feed-back. The input needed for 15 watts output is only 0.7 millivolt on microphone and 7 millivolts on gramophone. The output transformer can be switched from 15 ohms to 2,000 ohms, for recording purposes, the measured damping factor being 40 times in each case.

Built-in switched record compensation networks are provided for each listening level on the front panel, together with overload indicator switch, scratch compensation control and fuse. All inputs and outputs are at the rear of the chassis.



➔ C.P.20A. 15 WATT AMPLIFIER


for 12 volt battery and A.C. Mains operation. This improved version has switch change-over from A.C. to D.C. and "stand by" positions and only consumes 5½ amperes from 12 volt battery. Fitted mu-metal shielded microphone transformer for 15 ohm microphone, and provision for crystal or moving iron pick-up with tone control for bass and top and outputs for 7.5 and 15 ohms. Complete in steel case with valves.

As illustrated. Price £28 0 0



PORTABLE DANCE BAND EQUIPMENT

This 15-watt amplifier, has a response 35-25,000 cps. mixing arranged for pick-up and microphone, large output transformer for 4-7.5 and 15 ohms. Complete in 3-part leatherette case as illustrated, with 2-10in. P.M. Speakers, moving coil microphone and collapsible floor stand, retails at 40 gns.



"SUPER FIFTY WATT" AMPLIFIER complete in louvred steel case, 36½ gns.

Vortexion
LIMITED

257-261, THE BROADWAY, WIMBLEDON, LONDON, S.W.19

TELEPHONES: LIBerty 2814 and 6242-3

TELEGRAMS: "VORTEXION, WIMBLE, LONDON."

Heterodyning and Modulation

Do Additive and Multiplicative Mixing Amount to the Same Thing ?

By C. J. MITCHELL, A.M.I.E.E.

FREQUENCY changing in a superhet can be accomplished in two ways, (a) by adding the signal to the oscillator and then rectifying the resultant voltage, or (b), by employing one voltage to modulate the other; in this case the modulation produces two sidebands, the lower of which is the required intermediate frequency. Method (a) is usually referred to as additive mixing, while the second method is called multiplicative mixing. If this process is studied carefully it will be seen that there is a very close connection between the two methods, and additive and multiplicative-mixing amount to almost the same thing. Frequency changing is really a multiplicative process, irrespective of the way in which the oscillator and signal voltages are combined. Simple addition of these voltages does not produce a difference frequency, and it is only after rectification that the intermediate frequency appears as a voltage.

The reader will probably agree that amplitude modulation is a purely multiplicative process, for the R.M.S. value of a modulated carrier voltage is being multiplied by a factor which is varying in magnitude at the modulation frequency. The equation to a modulated carrier voltage can be written down in the form :—

$$V_{inst} = V_{max} \sin 2\pi f_c t (1 + M \cos 2\pi f_m t) \dots \dots \dots (1)$$

where V_{inst} = the instantaneous value of the carrier voltage, f_c = the carrier frequency, f_m = the modulation frequency, M = the depth of modulation. $M = 1$ when the depth of modulation is 100 per cent.

The constant 1 at the beginning of the second term is present because the modulation factor varies between zero and 2 (when $M = 1$), and if this constant were omitted,

the modulation factor would alternate between plus and minus. This would result in frequency doubling, for each trough due to the negative half-cycles of the cosine term would become a peak. The envelope would not be truly sinusoidal in form but would be similar to the shape of the output voltage of a full-wave rectifier.

If equation (1) is multiplied out it becomes :—

$$V_{inst} = V_{max} \sin 2\pi f_c t + MV_{max} \sin 2\pi f_c t \cos 2\pi f_m t \dots \dots (1a)$$

In this form the equation shows that there is the unmodulated carrier voltage, plus what is apparently another voltage whose frequency is not obvious because

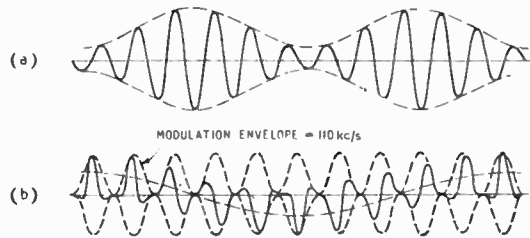


Fig. 1 (a). 60-kc/s voltage modulated at 10 kc/s. (b) 120-kc/s voltage modulated at 110 kc/s. In this case the sidebands can be seen in the graph. The average level varies at the difference-frequency (lower sideband) and the kink in each alternate half cycle of the carrier wave is the sum-frequency voltage (upper sideband).

it is the product of two sinusoidal quantities. It only requires the application of a little elementary trigonometry to change the form of the second term into something which shows the frequencies present.

From the identity: $\sin A \cos B = \frac{1}{2} \sin (A + B) + \frac{1}{2} \sin (A - B)$, we can re-write the second half of equation (1a) as follows :

$$\frac{1}{2}MV_{max} \sin (2\pi f_c t + 2\pi f_m t) + \frac{1}{2}MV_{max} \sin (2\pi f_c t - 2\pi f_m t) = \frac{1}{2}MV_{max} [\sin 2\pi (f_c + f_m)t + \sin 2\pi (f_c - f_m)t] \dots (2)$$

This shows the existence of two equal voltages whose frequencies are equal to the sum and difference of the carrier and modulation

frequencies respectively. The amplitude of these voltages is equal to half the carrier voltage when $M = 1$. These are the well-known sidebands.

The modulation frequency is usually low compared with the carrier frequency, but in the case of the superhet frequency changer employing multiplicative mixing, the modulation frequency is very close to the so-called carrier frequency; the lower sideband due to this modulation is the required intermediate frequency.

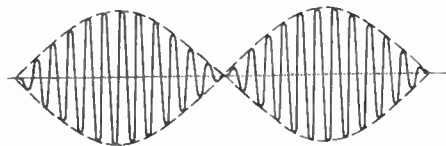
It is rather interesting at this point to study a graph of a modulated voltage; when an R.F. voltage is modulated at an audio frequency, the sidebands are not

apparent in a graph, but when a voltage is modulated at a frequency near to its own, a graph of the resultant voltage reveals the

two sidebands quite clearly. The envelope of an amplitude-modulated wave is shown in Fig. 1(a); the ratio of the carrier frequency to the modulation frequency is 6 : 1 in this case. Fig. 1(b) shows the result of modulating the carrier at a frequency close to its own, the ratio between the two voltages being 11 : 12. It is seen that the

whole curve moves up and down about the datum line at a frequency equal to the difference

Heterodyning and Modulation— frequency. The average level line is the lower sideband, usually employed as the I.F. in a superhet. The upper sideband is not so obvious, but it will be noticed that a little kink appears in each alternate half-cycle of the resultant voltage, and if this kink appeared



on the same portion of the wave in each cycle it would appear to be a second harmonic. Its position is constantly shifting, however, so it is not harmonically related to the carrier voltage; its frequency is not exactly equal to twice the carrier frequency, but very nearly so. It is the sum frequency, so this kink is the upper sideband. (100 per cent modulation is shown in order to accentuate the sidebands).

Now let us consider the so-called additive process. Fig. 2 shows the result of adding together two equal voltages of slightly different frequency. The resultant voltage rises and falls between zero and 2V at the difference frequency. If we write down the equation to the resultant voltage it is seen that there are no voltages present with frequencies equal to the sum and difference frequencies, and although the contour of the envelope is varying at the difference frequency, this does not indicate the presence of a voltage of that frequency. The envelope of an amplitude-modulated carrier wave varies at an audio frequency, but there is no A.F. voltage present in the carrier wave.

If we express the two voltages in the form:

$V_a = V_{max} \sin 2\pi f_a t$
and $V_b = V_{max} \sin 2\pi f_b t$, then adding them together produces the result:

$$V_{a+b} = V_{max} (\sin 2\pi f_a t + \sin 2\pi f_b t) \quad \dots \quad (3)$$

since

$\sin A + \sin B = 2 \sin \frac{(A+B)}{2} \cos \frac{(A-B)}{2}$, we may re-write equation (3) as follows:

$$V_{a+b} = 2V_{max} \sin 2\pi \frac{(f_a + f_b)}{2} t \cos 2\pi \frac{(f_a - f_b)}{2} t \quad \dots \quad (3a)$$

Equation (3a) shows the existence of a voltage whose frequency is equal to the average of the two frequencies concerned, multiplied by a sinusoidal term whose frequency is equal to half the difference frequency. How, then, does the resultant envelope vary in amplitude at

Fig. 2. When two sinusoidal voltages of equal amplitude and slightly different frequency are added together, the resultant voltage is modulated at the different frequency. Notice that this modulation is not sinusoidal.

the difference frequency? The answer is simple; the second term in (3a) passes through two peak values per cycle; one positive peak and one negative peak. The positive peak results in a maximum value of the resultant voltage, and the negative half-cycle produces another maximum, the only effect of the minus sign being to reverse the phase of the resultant voltage. Notice that although rectification has not yet been performed, the combined voltage is the result of a voltage with a frequency equal to the average of the two individual frequencies, which is being multiplied by a sinusoidally varying factor whose frequency is equal to half the difference frequency. Thus simple addition of two sinusoidal quantities results in multiplication. Where, then lies the difference between additive and

adding the ordinates together is extremely laborious and not always very instructive. More information can often be obtained by representing the voltages vectorially and adding the vectors together. It is generally understood that vectors of different frequencies should not be added together, but provided we are considering instantaneous conditions only, then it is quite permissible to add vectors together.

The series of vectors shown in Fig. 3 represents the conditions instant by instant, when two alternating voltages of different frequency are added together. Consider each vector to be rotating in a counter-clockwise direction; all the vectors shown in Fig. 3 (a) are rotating through $2\pi f_a$ radians per second, and those in Fig. 3 (b) are rotating through $2\pi f_b$ radians per second. The instantaneous voltage is proportional to the vertical component of the vector, so the voltages pass through their peak values as the vectors reach a vertical position. Each vector is virtually a snapshot of the conditions at regular time intervals, the snapshots being taken each time vector "a" has made one complete revolution; vector "b"

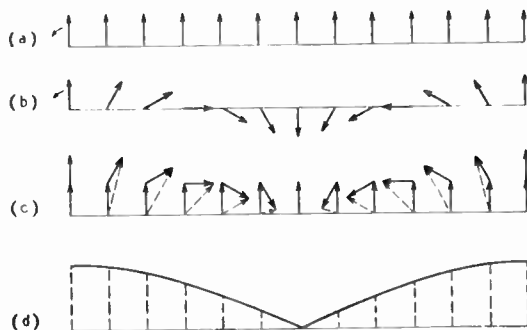


Fig. 3. Heterodyning and modulation.

multiplicative mixing?

The process of plotting many cycles of two voltages and then

is rotating at a lower speed than vector "a" so it appears in a different position each time and is rotating clockwise with respect to the reference vector "a."

The resultant voltage, instant by instant, is shown in Fig. 3 (c) and it is seen that the resultant voltage is modulated at the difference frequency. It is interesting to note that the modulation is not sinusoidal, and that the phase of the resultant voltage does not remain constant. The voltage

Heterodyning and Modulation—

is both amplitude and phase-modulated. The contour of the envelope is shown in Fig. 3 (d) by re-drawing the resultant vectors all in a vertical position.

If the two voltages are not equal, then the contour of the envelope tends to become sinusoidal; this can be shown quite easily by the vector method, but it is extremely laborious to show this by plotting sine waves. Further, the phase modulation cannot be seen when the sine waves are plotted. If a normal amplitude-modulated wave is dealt with by the vector method—that is, the vectors of the carrier and the two sidebands are plotted, then since the upper-sideband vector is rotating in a counter-clockwise direction with respect to the carrier vector, and the lower-sideband vector is rotating in a clockwise direction at the same speed, the resultant vector is not phase modulated, but remains vertical.

The result of adding together two alternating voltages of different frequency is to produce a voltage which is amplitude-modulated at the difference frequency, and an actual alternating voltage of this frequency does not appear until after rectification.

Most people who cling to the convention that there is a distinct difference between additive and multiplicative mixing, will agree that modulation is a multiplicative process. If suppressor-grid modulation is employed, the gain of the valve is being varied, and since the output of an amplifier is equal to the product (input \times gain), the multiplication in this case is obvious.

When Class "C" grid modulation is employed, the effective gain is varied by varying the bias on the grid of the modulator valve. An increase in bias results in a smaller fraction of the input wave running into the conducting region of the valve, as can be seen from Fig. 4. Is this not

almost the same as suppressor-grid modulation? The modulation is accomplished by varying the gain of the valve, the only difference being in the method by which the effective gain is varied. On the other hand, it can be argued that the modulation in the case of a Class "C" modulator is an additive process followed by rectification; the carrier and modulator voltages being added together before being applied to the grid of the valve; rectification then takes place within the valve.

The author does not venture to lay down any hard and fast rules concerning this

question of additive and multiplicative mixing, nor to dispute any accepted conventions. The object of this article is to point out the similarity of the two methods, and in conclusion, to suggest that frequency changing and modulation are both multiplicative processes, irrespective of the method employed.

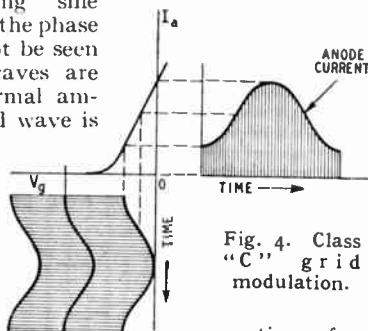


Fig. 4. Class "C" grid modulation.

Wharfedale Corner Cabinet L.S.

*Twin Loudspeaker with
Frequency Separation*


DESIGNED to fit in the corner of a room the new Wharfedale corner cabinet loudspeaker is available in mahogany, or oak of any shade to order. Solid wood of the order of 1in thickness is employed for the exterior walls of the cabinet to achieve the requisite rigidity at low frequencies, and internal divisions are of thick material.

A type W12 unit with cloth surround is used for low frequencies and a W10/CS unit for frequencies above 1,000 c/s. Frequency division is by means of a choke-capacity potential divider and a volume control employing a tapped choke is also provided. The high-frequency unit is at the top, and is fitted with a diffuser for the forward radiation and a reflector which directs part of the back radiation through a triangular aperture in the top of the cabinet.

The back radiation from the lower unit is passed through a bass chamber to apertures at floor level.

We have heard one of these loudspeakers in operation; the multiple sound sources give an attractive spatial effect not found in single cone units mounted in a plane baffle. The bass response is smooth and unobtrusive, indicating the absence of any marked resonance. Without tone control the output in the upper middle register was prominent on some gramophone recordings but should be well suited to compensate for sideband cutting when the loudspeaker is used in conjunction with the average radio receiver. No trace of cabinet vibration could be detected with inputs of the order of 4 to 6 watts, representing the maximum acoustic output which could be tolerated in the average living room, having regard to the high flux density and efficiency of the units employed.

The price of the Wharfedale corner cabinet loudspeaker, impedance 6 or 15 ohms, without transformer, is £17 10s. Transformers of any ratio can be supplied to order. The separator unit, with cross-over at 1,000 c/s is available as a com-




Wharfedale corner cabinet loudspeaker. The dimensions of the front are 44 in \times 25½ in and the depth is 18½ in.

ponent for use with pairs of similar existing loudspeakers of 3 to 15 ohms impedance. The price is £3 15s.

Exhibitors at the Show

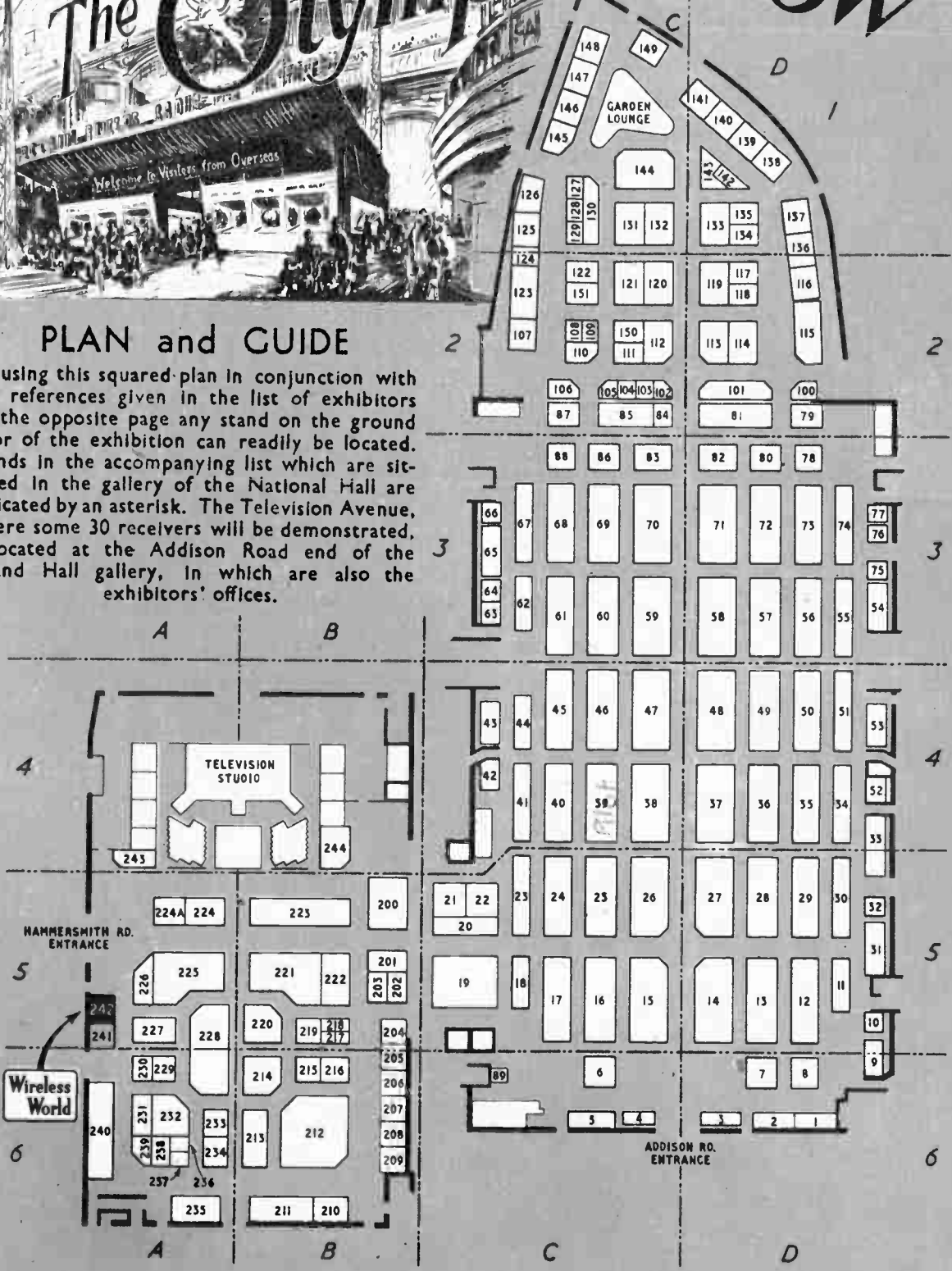
List of Stand-holders with References to the Plan Opposite

Name	Stand	Ref.	Name	Stand	Ref.	Name	Stand	Ref.
Ace Radio ..	55	D3	<i>Electronic Engineer-</i>			Partridge, Wilson ..	206	B6
Acoustic Products ..	111	C2	ing ..	216	B6	Peerless Radio ..	307*	—
Acoustical Mfg. ..	147	C1	Electrothermal ..	32	D5	Peto Scott ..	8	D6
Aerialite ..	78	D3	Emor ..	314*	—	Petter Radio ..	102	C2
Aerodyne ..	7	D6	Eric ..	41	C4	Philco ..	25	C5
Albion Elec. Stores	107	C2	Everett, Edgcumbe	76	D3	Philips ..	16 & 227	C5 & A5
Allander ..	131	C1				<i>Pianomaker, Music</i>		
Amplion ..	85	C2	Farnell ..	203	B5	<i>Seller & Radio</i>		
Antiference ..	2	D6	Felgate ..	120	C2	<i>Retailer</i> ..	121	C2
Armstrong ..	205	B6	Ferguson ..	26	C5	Pilot ..	39	C4
Automatic Coil			Ferranti ..	57, 77	D3, D3	Plessey ..	65	C3
Winder ..	113	D2		& 215	& B6	Portogram ..	56	D3
			Fidelity ..	309*	—	<i>Practical Wireless</i> ..	239	A6
B.B.C. ..	243 & 244	A1 & B1	Fitton ..	114	D2	Puckridge, F. ..	308*	—
B. I. Callender's ..	200	B5	Franklin Electric ..	143	D1	Pye ..	58 & 229	D3 & A6
B.S.R. ..	222	B5	Fulham Electrical ..	10	D5			
B.T.H. ..	213	B6				"Q-Max" ..	234	A6
Baird ..	50	D4	G.E.C. ..	70 & 221	C3 & B5	Qualrad ..	241	A5
Balcombe ..	28	D5	G.P.O. ..	302, 303	—			
Barclay Stuart ..	204	B5		& 304*		R.G.D. ..	36	D4
Beethoven ..	61	C3	Gamma Electronics	238	A6	R.M. Electric ..	51	D4
Bell & Croyden ..	117	D2	Garrard ..	24	C5	R.S.C. Radio ..	45	C4
Belling & Lee ..	33	D4	General Elec. Radio	217	B5	R.T.R.A. ..	100	D2
Bennett Power Prod.	122	C2	Goodmans ..	87	C2	R.W.F. ..	103	C2
Bernards (Publishers)	321*	—	Gramophone Co. ..	59	C3	Radio Instruments	52	D4
Bird, Sydney S. ..	31	D5	Grampian ..	79	D2	Radiomobile ..	144	C1
Board of Trade ..	84	C2				Radiospares ..	73	D3
British Centralab ..	74	D3	Hale Electric ..	67	C3	Raimo Raidio ..	305*	—
British Mech. Prod.	127	C1	Haynes Radio ..	53	D4	Regentone ..	40	C4
British Moulded			Hobday Bros. ..	116	D2	Relay Services ..	320*	—
Plastics ..	30	D5	Hunt, A. H. ..	88	C3	Ripaults ..	1	C4
British Rola ..	135	D1				Roberts ..	43	C4
British Tungstram	132	C1	Imhot ..	62	C3	Romac ..	129	C1
British Vacuum			Invicta ..	69	C3			
Cleaner ..	121	C2	Keith Prowse ..	89	C6	S.T.C. ..	47, 61	C4, C3
Brown Brothers ..	101	D2	Kerry's ..	140	D1	& 228	& A5	
Bulgim ..	3	D6	Kleergaze ..	317*	—	Salford ..	75	D3
Burgoyne ..	208	B6	Kolster-Brandes ..	48	D4	Scharf, Erwin ..	306*	—
Bush Radio ..	38	C4				Scott, Geo. I. ..	109*	C2
			L.E.S. Distributors ..	148	C1	Shannons & Bishop	104	C2
Cable & Wireless ..	223	B5	Lee Products ..	207	B6	Simon Sound Service	209	B6
Celestion ..	86	C3	London Elect. Mfg.	9	D6	Sless (Tools) ..	322*	—
Champion Electric	68	C3	London & Prov.			Sobell ..	19	C5
Cole, E. K. ..	16 & 110	C4 & C2	Factors ..	123	C2	Static Condenser ..	210	B6
Collaro ..	35	D4	Long & Hambly ..	146	C1	Steatite ..	18	C5
Concordia Elect.			Lowther Mfg. ..	323*	—	Sterling Cable ..	128	C1
Wire ..	236	A6	Lugton ..	141	D1	Stratton ..	230	A6
Cossor, A.C. ..	15 & 224A	C5 & A5				T.C.C. ..	5	C6
			McMichael ..	60	C3	T.C.M. Co. ..	118	D2
Cossor Radar ..	224	A5	McMurdo ..	42	C4	Tannoy ..	17	C5
Coventry Factors ..	145	C1	Marconi Instruments	226	A5	Taylor Elect. Inst.	119	D2
Crypton ..	237	A6	Marconiphone ..	37	D4	Tenaplas ..	133	D1
			Marconi's W.T. ..	225	A5	Trix ..	20	C5
Dagole ..	66	C3	Masteradio ..	130	C1	Truvox ..	81	D2
Dallas ..	137	D1	Metropolitan Police	211	B6	Tucker Eyelet ..	134	D1
Dawe ..	201	B5	Metropolitan Vickers	233	A6			
Decca ..	14	D5	Micramatic Elect.			Ultra ..	13	D5
De La Rue ..	44	C4	Inst. ..	21	C5	United Insulator ..	126	C1
Dibben ..	105	C2	Midland Bank ..	313*	—			
Dubilier ..	80	D3	Min. Civil Aviation	235	A6	V.S.E. Construction	4	C6
Duratube & Wire ..	11	D5	Min. of Supply ..	240	A6	Varley ..	202	B5
Dynaport Radio ..	12	D5	Mullard ..	71, 112	D3, C2	Vidor ..	27	D5
Dynatron ..	6	C6		& 214	& B6	Vitavox ..	54	D3
			Multicore ..	23	C5			
E.I.B.A. ..	324*	—	Murphy ..	72 & 220	D3 & B5	Webber, J. M. ..	149	C1
E.M.A. ..	318*	—	<i>Music Trades Re-</i>			Westinghouse ..	34	D4
E.M.I. ..	29 & 212	D5 & B6	<i>view</i> ..	108	C2	Weymouth ..	142	D1
Eastick ..	115	D2				Wharfedale ..	150	C2
Econasign ..	316*	—	National Prov. Bank	312*	—	Wingrove & Rogers	139	D1
Ediswan ..	29 & 212	D4 & B5	New London Elec-	22	C5	Winter Trading ..	138	D1
Electrical Inst. ..	218	B5	tron Works ..			<i>Wireless & Electrical</i>		
<i>Electrical & Radio</i>			Ossicaide ..	232	A6	<i>Trader</i> ..	136	D1
<i>Trading</i> ..	106	C2	Overseas Reception	82 & 83	D3 & C3	<i>Wireless World and</i>		
Electrical & Radio-			Page Engineering ..	63	C3	<i>Wireless Engineer</i>	242	A5
logical Inst. ..	231	A6	Parker Radio ..	315*	—	Wright & Weaire ..	125	C1
Electro Dynamic ..	311*	—						



PLAN and GUIDE

By using this squared-plan in conjunction with the references given in the list of exhibitors on the opposite page any stand on the ground floor of the exhibition can readily be located. Stands in the accompanying list which are situated in the gallery of the National Hall are indicated by an asterisk. The Television Avenue, where some 30 receivers will be demonstrated, is located at the Addison Road end of the Grand Hall gallery, in which are also the exhibitors' offices.



National Radio

Stand-to-Stand Report

In the following pages we give a report of individual exhibits printed in order of trade names. Overseas readers should note that, where prices are given, purchase tax (abbreviation P.T.) is shown separately: this tax is applicable only on the home market. This review is intended to serve not only as a guide for visitors but also as a permanent record of the industry's programme for 1947-48.



ACE (55)

Domestic receivers shown by this firm include an eight-valve superhet (Model A600) covering medium and long waves with bandspread tuning on seven short-wave ranges, and a three-waveband, five-valve superhet (Model B30) for export only, operating from a 6-volt battery.

Most of the receivers in this year's range will be fitted with the "fidelity bandwidth expansion

"Lectrona" loudspeaker with die-cast frame.

system" in which one position of the tone control switch widens the I.F. band-width to 20 kc/s.

Ace Radio, Ltd., Tower Road, Pound Road, London, N.W.10.

ACOUSTIC PRODUCTS (111)

In the range of "Lectrona" loudspeaker units shown, the speech-coil former and high-frequency cone are moulded in one piece. A non-magnetic chassis reduces leakage field—an important point where the unit is to be installed near a C.R. tube. There are 8in and 10in permanent magnet types which are available in four colour-coded flux densities ranging from 6,500 to 9,500 lines per sq cm.

Acoustic Products, Ltd., 50-58, Britannia Walk, City Road, London, N.1.

ACOUSTICAL MANUFACTURING (147)

From the wide range of electro-acoustical equipment shown by this firm the MB32 amplifier and the labyrinth loudspeaker may be selected for special mention.

Overloading by unskilled operators or announcers is mitigated in the MB32 amplifier by a compressor circuit which comes into operation before the overload point and limits distortion to less than 4 per cent. A phase-shift bass-cut filter with a

much sharper cut-off than usual is available when the load is taken by conventional projector speakers.

In the labyrinth loudspeaker a smooth response down to 30 c/s has been obtained by fitting the characteristics of the unit with those of a folded acoustic tube of less than the usual length. The type SL15 is ruggedly designed for P.A. work and a twin labyrinth (Type CL2) is available for domestic reception.

Acoustical Manufacturing Co., Ltd., Ermine Street, Huntingdon.

AERIALITE (78)

This firm specializes in aerials and associated equipment and an interesting feature of their display is the "miniatures" showing the various types of television and rod aerials mounted on chimney stacks.

The latest form of the Mastatic anti-interference aerial with screened down-lead is included, together with a range of car aerials for mounting on the roof, on the side of the scuttle, on the rear bumpers or below the running board.

A selection of "Ashton" cables, co-axial and balanced-twin aerial feeders is also included.

Aerialite, Ltd., Castle Works, Stalybridge, Cheshire.

AERODYNE (7)

The Model 303 A.C./D.C. is a 4-valve plus rectifier superheterodyne of the midget type covering 16-50 metres in addition to medium and long waves. It is designed for 100-110 V as well as the usual 200-250 V. It is priced £14 14s (£3 3s 3d P.T.).

Larger table models are also shown, including a battery receiver, and there is a console radio-gramophone.

Aerodyne, Ltd., Platina Street, London, E.C.2

Ambassador auto radio-gramophone with 5-valve all-wave receiver chassis.



Model 303 with bandspread tuning

Exhibition 1947



THIS Exhibition, which is the 15th of the series, is the first to be held since the débâcle of 1939, when the show was closed prematurely on the imminence of war. It is being held at Olympia, West London, from 1st to 11th October, and is open daily from 11.0 a.m. to 10.0 p.m. (except Sunday). Admission costs 2.6. The show is larger than in pre-war days, and covers a wider field, embracing communication and electronic equipment as well as broadcast receivers.

Demonstrations of the performance of broadcast receivers in the hall is impracticable, but the loudspeakers of the sets on show are fed with B.B.C. programmes by a high-impedance line. Performance of the television receivers shown can, however, be studied, as the television programme is distributed at R.F. after being received by a central station working with a long tilted-wire aerial erected on the roof of Olympia. Elaborate measures have been taken against interference. A 3-mV signal is "piped" to each exhibitor through a separate cable.

ALBA (28)

A new table model superhet type D311 with bandspread tuning on six wavebands below 31 metres and with continuous tuning between 32-100 metres, 200-550 metres and 800-2000 metres, is among the wide range of broadcast receivers and radio-gramophones shown by this firm. In the new Alba midget receiver, Model C112, single-ended all-glass valves are employed and the superhet circuit consists of triode-hexode frequency changer, combined I.F. and A.F. amplifier, diode-pentode output stage and half-wave rectifier. There are three wavebands and the plastic cabinet measures 8in x 4½in x 4½in. The price is £13 13s (£2 18s 9d P.T.).

A. J. Balcombe, Ltd., 52-58, Tabernacle Street, London, E.C.2.

ALBION ELECTRIC STORES (107)

As wholesalers this company is not exhibiting products of their own manufacture but shows a selection of receivers and components by well-known manufacturers.

Albion Electric Stores, 125, Albion Street, Leeds.

ALLANDER (131)

With the exception of the A402 midget for A.C./D.C. operation all Allander receivers have a 5-valve superhet chassis covering long, medium and short waves for home use and with medium- and two short-wave bands for export.

Model A400 is a radio-gramophone with an automatic record changer, models A430 and A435 are consoles, the latter being an A.C./D.C. set. There are two table models, one for home and one for export.

Allander Industries, Ltd., 48, Avenue Street, Bridgeton, Glasgow.

AMBASSADOR (114)

For the home market Ambassador is showing a range of receivers embodying a 5-valve superhet circuit. This covers 9.7 to 1,900 metres in six ranges with bandspread on the short waves. An extra short-wave range replaces the long in the export version.

This chassis is available in table, console, radio-gramophone and bookcase styles.

The radio-gramophone is an attractive set having an automatic record-changer and storage space for 300 records.

A new 14-valve A.M.-F.M. receiver is shown covering 2.75 metres to 2,000 metres. It is a double superhet on the short waves, has a noise limiter, a six-gang tuning condenser and 12-watt push-pull output stage feeding twin loudspeakers.

R. N. Fitton, Ltd., Radio Works, Hutchinson Lane, Brighouse, Yorks.

AMPLION (85)

A magnetic pick-up at £1 9s 6d (+ 6s 8d P.T.) in which steel, fibre, or sapphire needles can be used, is a product of this firm. It has an output of about 1V. A crystal

pick-up is also made and has an output of some 7.5V at 500 c/s.

A portable receiver covering medium and long waves is designed for dry-battery operation. There is also a mains unit which is claimed to be suitable for any "All-day" portable set; it is for A.C. only.


Amplion (1932), Ltd., 230, Tottenham Court Road, London, W.1.



Amplion 302 A.C./D.C. midget receiver.



Ambassador (114) model of the latter 4716 receivers.



Amplion's Magnetics 10-watt Type M48s speaker with automatic volume compensation and three twin lateral cut-outs. 100% speaker Type M48.



Beethoven Model
U2038 A.C./D.C.
receiver.



(Above) Armstrong RF103 chassis
and (left) Antiference folded dipole
with feeder made of 300-ohm
flat-twin line.

ARMSTRONG (205)

Receivers in chassis form are produced by this firm. The RF103 has an R.F. stage, triode-hexode frequency-changer, one I.F. stage and duo-diode-triode detector, A.V.C., and A.F. stage. This is followed by a phase-splitter, a push-pull triode A.F. stage and a push-pull tetrode output stage delivering 10 W. The set covers 17.9-50m, 195-530m and 800-2,000m in three bands. On gramophone 6-db bass lift is provided. The tone control gives treble lift. The chassis is priced at £18 18s (+ P.T.). An A.C./D.C. model at the same price has a 6-W output.

Similar chassis, the EXP83 and UNI83, but with a simpler A.F. system, are available.

Armstrong Wireless and Television Co., Ltd., Walthers Road, London, N.7.

AVO (113)

The Electronic Testmeter is a new valve-voltmeter type of instrument for voltage and current measurements up to 10kV D.C. and 2.5kV A.C. On D.C. the input resistance is over 100 MΩ total and on A.C. the upper frequency limit is 200 Mc/s. Other facilities provided are A.C. power output, decibels, capacitance 100 pF to 50 μF and resistance 0.2 Ω to 1,000 MΩ. There are 49 ranges all told.

Among the more recently introduced test apparatus is the AVO Valve Characteristic Meter fitted with a multiple selector switch for "wiring" the valveholders to suit any valve and an overload cut-out which protects the whole instrument. There is also a wide-range signal generator covering 50 kc/s to 50 Mc/s and having a switched coil turret and a multi-range high-sensitivity test set of the well-known Avometer style having a resistance of 20 kΩ per volt. The Douglas series of fully automatic coil winding machines are shown.

Automatic Coil Winder and Electrical Equipment Co., Ltd., Winder House, Douglas Street, London, S.W.1.

ANTIFERENCE (2)

A television aerial of the compressed dipole type is shown by Antiference for use indoors and where space is limited. The Uni-point aerial is an anti-interference aerial system without the customary matching transformers. The design necessitates the use of a fixed length of screened downlead; one receiver only can be fed.

The Arnine short-wave folded dipole is made throughout of 300-ohm polythene insulated flat twin feeder. It is available for all the amateur and most of the short-wave broadcast bands.

Other Antiference specialities include a range of motor car aerials and all kinds of aerial accessories.

Antiference, Ltd., 67, Bryanston Street, London, W.1.

B.B.C. (243 & 244)

One of the two B.B.C. stands is devoted to engineering. Here is displayed the various processes in the production of sapphire recording and reproducing needles. The exhibit includes a projection microscope with a magnification of 250 for inspecting the finished cutter. Another section of the stand is devoted to a display depicting the technical processes through which the signal passes between the microphone and the aerial.

The two stands of the B.B.C. are linked by a photographic display of some of the outstanding events during the first twenty-five years of broadcasting in this country. The Corporation's 25th anniversary will be celebrated in November.

British Broadcasting Corporation, Broadcasting House, London, W.1.

B.S.R. (222)

In addition to beat-frequency A.F. oscillators and their standard range of P.A. amplifying equipment, this firm is showing a new ribbon microphone (Type RBM1) with floating suspension and built-in 500-ohm line transformer, a gramophone motor and pickup, in which the die-cast turntable is rim-driven and the pickup standard needle resonance around 4,500 c/s has been eliminated, and a direct disc recorder, Type DR13. The recorder is housed in a transportable wood instrument case and cuts discs up to 13in, 96 grooves per inch. The 15-ohm cutter requires 1 watt for average modulation. A lightweight play-back pickup is provided and the equipment includes swarf-removal brush, spiralling handle and automatic cutter lowering lever.

Birmingham Sound Reproducers, Ltd., Claremont Works, Old Hill, Staffs.

B.T.H. (213)

The aerial scanner and console of radar equipment developed for merchant shipping are shown on this stand. There is also a standard test-bench for use with X-band waveguides.

Crystal valves are shown and some miniature crystal receivers, as well as examples of silicon and germanium crystals.

Radio-frequency heating equipment, a resistance-welding control unit, a photo-electric relay and an electronic timer are on view as well as industrial valves, including thyratrons. There are also working models of a compensated thyatron motor-speed control and a remote-position control servo system.

British Thomson-Houston Co., Ltd., Rugby, Warwick.

BAIRD (50)

Four television receivers are

shown by this firm. The smallest is the Garrick with a 12-in C.R. tube. In addition to vision and sound it includes a broadcast receiver covering 15-50m and 200-550m with push-button control and 3-W output. The set costs £162 15s (plus £37 os 6d P.T.).

The Adelphi and Lyric models are of similar general design but have more elaborate cabinets and cost £183 15s (plus £41 16s 4d P.T.).

The Grosvenor has a picture 22in by 19in with a flat viewing screen. The receiver has 11 wavebands and 30-W output. An automatic record changer is fitted and a recording unit can be provided if required. The price is not fixed but stated to be about £1,500.

John Logie Baird, Ltd., 4, Upper Grosvenor Street, London, W.1.

BARCLAY STUART (204)

Specialists in the production of injection, compression and transfer moulding for the radio industry, this firm is showing a variety of coil formers, tuning knobs and escutcheons as examples of the type of work they are prepared to produce to customers' requirements.

Barclay Stuart (Plastics), Ltd., Spencer House, South Place, London, E.C.2.

BEETHOVEN (81)

This exhibit comprises all-wave table model receivers, radio-gramophones and television sets.

Very impressive is the ARG1188 radio-gram with its 9-valve superhet chassis, 12in loudspeaker and automatic record changer. The 11-49-metre band is divided into nine band-spread ranges with an additional one covering 50 to 100 metres for export. For the home market this is replaced by a long-wave band; both cover the medium waves.

A T.R.F. circuit, with five R.F. stages, is used in the television set, the first two being common to the sound channel. It has a cin tube which in the Model T918 disappears into the cabinet when not in use.

Beethoven Electric Equipment, Ltd., Chase Road, London, N.W.10.

BELLING-LEE (33)

An unusual aerial possessing directional properties and described as the inverted "V" is now included in the range of television aerials made by Belling and Lee. It is designed to fit in the roof space of a house in localities where a reasonably good signal is available. It can also be erected externally on a pole.

There is a new Skyrod "whip" aerial, now 18ft long, one for window-frame mounting, known as the Winrod, and a telescopic car aerial for mounting on the side of the scuttle.

Instead of one set of transformers for the Skyrod and another for the Elimino anti-interference aerials

one new design now serves for both.

Other items of interest include a new B8A valveholder, a variety of co-axial plugs and sockets for television and car radio feeders, many different kinds of terminals, fuseholders and a delay switch.

Belling & Lee, Ltd., Cambridge Arterial Road, Enfield, Middlesex.

BELL & CROYDEN (117)

Hearing-aids are shown on this stand. There are two lightweight battery models, one with internal batteries and the other with a separate battery unit. A mains unit is available so that batteries can be saved when mains are accessible.

There is a mains model also for office and home use and an audiometer is being shown.

J. Bell and Croyden (Savory and Moore, Ltd.), 117, High Street, Oxford.

BENNETT POWER PRODUCTS (122)

Among the range of broadcast receivers shown on this stand is a set including a time-switch which can be set to switch on at any pre-determined time. The set is unconventional in appearance in that it is built to look like a clock.

Bennett Power Products, Gerrards Cross, Bucks.

B.I. CALLENOER'S (200)

In addition to a selection of wires, special cables and wave guides, a range of R.F. heaters designed for pre-heating moulding powder, soldering and welding thermoplastics is shown. Powers range from 0.2 to 5 kW, and in all but the last size the pre-heaters are fitted with electrode assemblies on top of the cabinet. Process timers are included.

An all-wave anti-interference aerial has been developed for use on the usual long, medium and short waves. A bolt dipole is coupled to a receiver transformer through an 50-ft coaxial cable, polyethylene insulation being used throughout.

B.I. Callender's Cables, Ltd., Norfolk House, Norfolk Street, London, W.C.2.

BOARD OF TRADE (84)

The Export Promotion Department of the Board of Trade is responsible for this stand, which consists entirely of an export enquiry bureau where visitors from overseas are especially welcome.

Board of Trade (Export Promotion Department), 35, Old Queen Street, London, S.W.1.

BRIMAR (47)

Prominence is given on this stand to the new local all-glass valve, which, by virtue of the improved characteristics with the pinchless form of construction, especially at the television frequencies, is likely to replace many of the current types even for general-purpose use. This valve has a grooved centre spigot



Beveling tool used by the B.B.C. for grinding the facet round the cutting edge of the sapphire tips of recording cutters.



Baird "Garrick" television receiver.



B.I. Callender's all-wave anti-interference aerial system.

which locks into the valveholder and prevents the valves in a receiver from falling out in transit.

Shown also is a range of new miniature valves intended mainly for use in small portables and hearing aids.

The Brimar replacements scheme, which is being demonstrated, shows how obsolete multiple valves may be replaced by modern types combined with metal rectifiers.

Standard Telephones and Cables, Ltd., Connaught House, Aldwych, London, W.C.2.

BRITISH MOULDED PLASTICS (30)

This company make a wide variety of plastic mouldings for the radio industry and the great advances made in the technique of plastic moulding are well exemplified by the inclusion of some early examples for comparison with the present-day article.

British Moulded Plastics, Ltd., Avenue Works, Walthamstow Avenue, London, E.4.

BRITISH VACUUM (121)

The Goblin Time-Spot receiver includes a time-switch and a cali-

brated volume control so that it can be pre-set for a particular programme.

The Magneta Time Co. are showing on this stand a range of P.A. equipment with outputs of 10-100 W.

British Vacuum Cleaner and Engineering Co., Ltd., Goblin Works, Leatherhead, Surrey.

BROWN BROTHERS (101)

These well-known traders are showing a representative display of receivers and equipment by some of the leading manufacturers.

Brown Brothers, Ltd., Brown's Buildings, Great Eastern Street, London, E.C.2.

BULGIN (3)

This company has always been noted for the extent and versatility of the vast range of components and parts they manufacture. Of special interest is the series of really miniature interval transformers.

There were well over 200 different types of switches, but nevertheless some new models have been added, including a series of press switches operating against a return spring and key-actuated toggles.

Other new items comprise a series of moulded signal lampholders giving easy access to the bulb for replacement, 8- and 12-pin plugs and sockets and a safety mains connector for television sets; removal of the back of the set automatically breaks the mains supply.

Fuses, plugs and jacks, connectors of many kinds, knobs, coils and I.F. transformers are also shown.

A. F. Bulgin and Co., Ltd., Bypass Road, Barking, Essex.

BURGOYNE (208)

Products as diverse as coaxial-cable connectors, electric soldering irons and a personal portable come within the scope of this firm.

The "Seven Second" solder gun, as its name implies, reduces the

warming-up period and effects economies in current consumption as well as in time.

Measuring 7in x 4in x 2in, the "Playboy" personal portable weighs only 3lb and covers medium and long waves. Separate tuning scales calibrated in station names are provided and an automatic on-off switch is incorporated in the lid.

Burgoyne Engineering Co., Ltd., 1-3, Robert Street, London, N.W.1.

BUSH (38)

A feature of many of the sets shown by this firm is "Bi-Focal Tone." This is an arrangement whereby the audio-frequency response is broadened when the volume control is turned down for the reception of strong signals. The broadening is obtained by negative feedback and is arranged to improve the quality of local reception without complicating the operation of the set.

It is used in the AC2 table and SUG3 console models, which are priced at £20 14s 5d (plus £4 9s 7d P.T.) and £25 0s 10d (plus £5 8s 2d P.T.) respectively. They are both three-band sets of the four-valve type for A.C. operation, but A.C./D.C. models are being produced.

Portable sets, both battery and mains, are shown. The BP90 is an example of the former and the DAC90 one of the latter. It is for A.C./D.C. operation with a frame aerial.

Export models are the EAC91 and EAC95. D.C. models are available and vibrator power-packs for 6V battery operation can be supplied. They cover two short wavebands and the medium. The EAC95 has an R.F. stage and a scale indicator permitting accurate resetting.

Television sets include the model T91, reviewed in our last issue, and a similar set with a larger (12in) tube.


Bush Radio, Ltd., Power Road, London, W.4.

C. & W. (223)


A two-way wireless telegraph circuit is operating between the Cable & Wireless stand and the company's station at Barbados.

Among the latest equipment on show are a high-speed photo-electric

Cossor Model 477 A.C. band-spread receiver.



Bush console SUG3.



Console phototelegraphy transmitter-receiver used on the stand of Cable & Wireless to demonstrate radio picture transmission and reception.

Burgoyne "Seven-second" solder gun.



telegraphy transmitter, capable of handling up to 800 words a minute, and a photo-telegraphy transmitter-receiver. The latter, which was designed by C. & W. and manufactured by the G.E.C., transmits photographs, maps, etc., measuring 10in x 7in in about ten minutes. A device, normally used for monitoring, has been fitted to the console models on show whereby the picture being transmitted on a closed circuit from one set to the other is seen as it is being built up on "Teledeltos" aluminium-foil paper.

Cable and Wireless, Ltd., Electra House, Victoria Embankment, London, W.C.2.

CELESTION (80)

All loudspeakers in the Celestion range are of dustproof design and are treated to withstand tropical climates. They range from a 2½-in unit weighing 3½oz to a 18-in reproducer capable of handling 40 watts. Universal output transformers and cabinet extension loudspeakers are also shown.

Celestion, Ltd., 145, London Road, Kingston-on-Thames, Surrey.

CENTRALAB (74)

Piezo-electric pickups, microphones, headphones and loudspeakers are being exhibited here. The De Luxe Crystal Pickup has an output of 1.3V R.M.S. and costs £4 4s (+P.T.). The Torpedo microphone has an output of -54db and costs £18 18s. A hearing-aid type with an output of -51 db at 100 c/s has a rising characteristic to about 3,500 c/s. It is priced at 25s. The loudspeaker shown is of the "pillow" type for use in hospitals.

Volume controls, sapphire gramophone needles, and vibration pick-up units are among the other exhibits.

British Centralab, Ltd., Canterbury Road, London, N.W.6.

CHAMPION (88)

A range of five receivers—including a car radio—is shown. The "Comet" (three wavebands) and "Planet" (two wavebands) sets are compact A.C./D.C. superhets in plastic cabinets, with built-in aerials. The Model X49 is designed for export, has three waveranges (medium and two short) and is housed in a walnut cabinet.

Champion Electric Corp., Champion Works, Seaford, Sussex.

CLIX (127)

Some new valveholders have been added to the Clix range of specialities; there is one for the miniature all-glass lock-in type valve, with or without centre spigot, and the B8B and B9C which are eight- and nine-pin models respectively, the latter being for the EF50 style of valve.

One other new item in the Clix range is a moulded M.E.S. lamp-holder for scale illumination. It is so designed that the lamp always makes a good contact and cannot become loose.

In addition there is a vast range of plugs and sockets, terminal strip connectors and many different types of valveholders on laminated and ceramic plates.

British Mechanical Productions, Ltd., 21, Bruton Street, London, W.1.

COLLARO (35)

Equipment for gramophone and radio-gramophone manufacturers, pickups, record players, motor and automatic record changers are shown on this stand and also the "Microgram" portable electric gramophone for A.C. mains with 2½-watt output.

Collaro, Ltd., Ripple Works, Bypass Road, Barking, Essex.

CONCORDIA (236)

Cables, flexes and wires of all kinds are made by this firm and the exhibit gives some idea of the range and variety of their products. The wide use of nylon, glass and asbestos in the manufacture of insulated wires to-day is well exemplified.

Concordia Electric Wire and Cable Co., Ltd., Long Eaton, Nr. Nottingham.

COSSOR (15 & 224A)

The television receivers shown by this firm include a C.R. tube incorporating an ion-trap to avoid ion burns on the screen. The time-bases include automatic linearity controls, there is a cathode-follower

V.F. stage and a strip-built 3-Mc/s stagger-tuned I.F. amplifier.

In the Model 902, there is a 10-in tube with 6kV for E.H.T. and the set costs £78 15s. (plus £17 13s 9d. P.T.). The Model 901 has a 15-in tube giving a picture 12½in by 9½in. The E.H.T. supply of 9kV comes from a high-voltage coil pulsed at line frequency. The set includes an all-wave sound receiver.

Among the many broadcast sets shown the Model 477AC is of particular interest in having five S.W. bands as well as medium and long. Push-button waveband selection is used and there is flywheel tuning.

There are several battery sets, including the Model 481B, which is specially designed for rural areas.

A. C. Cossor, Ltd., Highbury Grove, London, N.5.

COVENTRY FACTORS (148)

A wide range of equipment is shown by this firm of wholesalers. Receivers, components and accessories by manufacturers not exhibiting at Olympia are to be found on this stand.

Coventry Factors, Ltd., Radcl House, Leicester Row, Coventry.



Goblin Time-Spot Receiver.



(Left) Bush export Models EAC99 and EU99 are externally the same. (Right) Safety mains connectors made by Bulgin for television sets.

Cossor Model 902 television receiver (top) and Burgoyne "Playboy" personal portable Model R473.



Cyldon dust capacitor on ceramic base for miniature I.F. transformers.

Electro-Dynamic rotary converter and sound-proof cabinet.

Dubiller carbonized rod and precision wire-wound resistors.

Davenset Model H battery charger for A.C. mains; output 15 volts 2.25 A.

1947 "Double Decca" three-waveband portable for mains or battery operation and "Decalcan" portable electric record reproducer.

COSSOR RADAR (224)

Marine radar equipment similar to that installed in R.M.S. "Queen Elizabeth" is shown in a facsimile of a ship's chart room. Examples of "Gee" navigational equipment for aircraft are also shown.

Cossor Radar, Ltd., Highbury Grove, London, N.5.

CRYPTON (237)

This exhibit comprises battery chargers. The A1 will charge up to 6 cells at 1 A and the A63 will deal with 36 cells at 8 A. Other models cover all intermediate requirements. Most patterns have selenium metal rectifiers but some use valves.

Crypton Equipment, Ltd., 1, Victoria Street, London, S.W.1.

CYLDON (31)

All kinds of variable condensers, from the high-voltage transmitting types to miniature air- and mica-dielectric trimmers, are made by this firm. One of their latest productions is a miniature twin-mica-dielectric trimmer for inclusion in $\frac{1}{2}$ in square I.F. transformer cans.

In addition there is shown a small model-making press described as the Prestacon which can be used for the production of small brackets, punching shaped holes and for bending.

Sydney S. Bird and Sons, Ltd., Cambridge Arterial Road, Enfield, Middlesex.

DAGOLE (88)

The redesigned type "S" volume controls have centreless-ground shafts and a new type three-finger spherical contact spring.

Wire-wound resistances of all types are shown including standard 0.2 and 0.3-amp voltage droppers, coated in cement or heat-resisting paint. Other types are available in ratings of 1, 5, 10 and 20 watts.

Dagole and Co., Ltd., 5, Torrers Street, London, E.C.1.

DALLAS (137)

This firm of wholesalers is showing a large variety of receivers and amplifiers of various makes, as well as test gear, transformers, aerial equipment, and recording apparatus.

J. E. Dallas & Sons, Ltd., Dallas Buildings, Clifton Street, London, E.C.2.

DAVENSET (208)

Here are shown the latest models of Davenset battery chargers for both A.C. and D.C. supplies. Some of the units are very versatile and will accommodate several banks of accumulators while charging them at different voltage and current rates. Individual control of each circuit is provided. The latest selenium rectifiers are widely used.

This firm also continues to make their well-known range of Davenset mains transformers and chokes one of the chief features in their design

being the fully insulated and protected input and output connectors.

Partridge, Wilson and Co., Ltd., Davenset Works, Evington Valley Road, Leicester.

DAWE (201)

An enormous range of measuring and test apparatus is exhibited on this stand. The Modulated R.F. Oscillator Type 802A is unusual in having an aperiodic buffer amplifier between the master oscillator and the output. It covers 10 kc/s-50 Mc/s and is direct reading up to 30 Mc/s; the accuracy is $\pm 1\frac{1}{2}$ per cent up to 10 Mc/s and ± 3 per cent to 30 Mc/s.

A new R.C. oscillator, type 400C, covers 0.1-1,000 c/s with an accuracy of ± 0.1 c/s or ± 3 per cent. Its output is 100 mW into 5 k Ω for a distortion of under 3%.

A Decade Inductometer, Type 230A, provides inductances up to 111.1 mH in 10- μ H steps with an accuracy of ± 2 per cent. The inductors used are dust-cored and readjustment for higher accuracy at a particular frequency is possible.

Among the other apparatus on view are output power meters, valve voltmeters, impedance bridges, distortion meters, stroboscopes, and vibration meters.

Dawe Instruments, Ltd., Harlequin Avenue, Great West Road, Brentford, Middlesex.

DECCA (14)

Full frequency range recording and reproduction is the keynote of the exhibit, which culminates in the "Decola" standard model electric reproducer with a frequency range of 30 to 14,000 c/s. A portable self-contained electric reproducer, known as the "Decalcan," while not on the ambitious scale of the "Decola," nevertheless has many refinements, including the latest Decca lightweight pick-up with sapphire stylus.

The "Double Decca" portable, in its latest guise, provides reception in short as well as medium and long waves, and operates from A.C. or D.C. mains, or from internal batteries. The L.T. battery receives a trickle charge when the set is being used on mains.

Decca Record Co., Ltd., 1-3, Brixton Road, London, S.W.9.

DE LA RUE (44)

The many ways in which plastic materials in one form or another are now used in radio apparatus is well exemplified by this exhibit. A special display is made of Delaron resin-bonded laminated board, Delaflex insulating sleeving and other De La Rue plastic specialities.

De La Rue Insulation, Ltd., Imperial House, 84, Regent Street, London, W.1.

DIBBEN (105)

Servicing equipment, P.A. gear, receivers, loudspeakers, batteries

and valves by many of the well-known manufacturers are to be seen on this wholesaler's stand.

Horace Dibben, Ltd., Upper Banister Street, Southampton, Hants.

DUBILIER (80)

Here can be seen a most comprehensive selection of capacitors and resistors for use in communication, television and transmitting equipment. Many of these are designed to satisfy the most stringent tropical conditions.

The new series of Drilitic electrolytic capacitors now includes some double types in cylindrical metal cases with the case negative in some but insulated in others. The Nitrogol series of impregnated paper capacitors in sealed metal cases has been enlarged and improved, and there are a number of special television models for 3.5 kV to 10 kV working voltages.

Paper, metallized paper, mica and ceramic capacitors in a wide range of styles and values are also included in this section of Dubilier's exhibit.

A fine display is also made of resistors. There are high-stability carbonized ceramic rod types for general purpose use, wire-wound precision models for instrument construction, ultra-high resistances, power resistors and volume control potentiometers in a profusion of sizes, types and characteristics.

Dubilier Condenser Co. (1925), Ltd., Ducon Works, Victoria Road, London, W.3.

DURATUBE (11)

A comprehensive display of wires and cables insulated with Duratuf "S" P.V.C. includes screened types suitable for communication equipment. Other applications of extruded P.V.C. shown are decorative strips, plaited covered tinsel wires for carrying handles on portable receivers, and thread for binding wiring assemblies.

Duratube and Wire, Ltd., Faggs Road, Feltham, Middlesex.

DYNATRON (8)

The Ether Conqueror models shown on this stand include a 12-valve receiver covering 10-32 m and 30-85 m as well as the medium and long wavebands. The harmonic distortion at 5 W output is claimed to be less than 0.1 per cent. Spin tuning is fitted and there is variable selectivity with bandwidths of 5, 10, 15 and 20 kc/s. Independent bass and treble tone controls are fitted. The model K129M is priced at £168 (plus P.T.) and includes an automatic record-changer.

Another model including a television receiver costs £325 10s (plus P.T.). The tuner and amplifier with loudspeaker are available separately in chassis form at £84 (plus P.T.).

This firm is also showing a range of A.F. amplifiers, and special

equipment for Geiger counter measurements.

Dynatron Radio, Ltd., Perfecta Works, Ray Lea Road, Maidenhead, Berks.

E.D.C.C. (311)

This firm has long specialized in the production of small machines for converting a D.C. voltage to A.C., or stepping up a D.C. supply to a higher voltage. Such machines are essential for operating radio, television and P.A. equipment when the right kind of supply is not laid on.

Their range of equipment also includes soundproof cabinets and anti-interference filters which are effective from 10 to 2,000 metres. A special type of machine with exceptionally good voltage regulation is supplied for television sets.

The exhibit includes petrol-electric generating sets, constant-current charging dynamos and small rotary transformers for operating mobile equipment from car batteries.

Electro Dynamic Construction Co., Ltd., St. Mary Cray, Kent.

E.I.B.A. (324)

The Electrical Industries Benevolent Association, the object of which is to help the non-manual members of the industry who "fall on bad times," is using this stand as an information bureau.

Electrical Industries Benevolent Association, 32, Old Burlington Street, London, W.1.

E.I.C. (218)

Among the several test sets shown on this stand is one with range selection by push-buttons. Described as the Test Set 5PB it is a universal meter for measuring current, voltage, resistance and capacitance. The ranges are: current up to 500 mA; A.C. and D.C. volts up to 1,000; resistance up to 2 MΩ with internal battery and capacitance from 100 pF to 0.1 μF. The meter resistance is 1,000 ohms/volt.

This firm make a portable electrostatic voltmeter with a single range and full-scale deflection of 6 kV for E.H.T. measurements in television.

Electrical Instrument Co. (Hillington), Ltd., Boswell Square, Hillington, Glasgow, S.W.2.

E.M.A. (315)

The Electronic Manufacturers' Association, which aims at promoting the welfare of the British electronics industry, defines electronic apparatus as including all equipment "depending for its function in whole or in part on the emission of a stream of electrons, including apparatus incorporating thermionic valves." The stand of E.M.A. is for the use of its members as a club room for the purpose of meeting business associates.

Electronic Manufacturers' Association, Vernon House, Sicilian Avenue, London, W.C.1.



Dawe Instruments Type 802A modulated R.F. oscillator.



Push-buttons replace the usual range switch in this E.I.C. test set.



Crypton Model A62 battery charger.



Dynatron tuner and amplifier chassis. T69A 1.559

E.M.I. (212)

Electronic devices shown on this stand include examples of recent Emitron television camera developments and a new film scanner. There is also a scale model of one of the E.M.I. mobile television vans.

A range of R.F. dielectric heaters for pre-heating plastic moulding powders is represented and applications in other industries are indicated. Radio aids to navigation in-

clude marine radio transmitters as well as marine and light radar equipment, and there is a working model demonstrating the principles of the "Rebecca" system of beam approach for aircraft.

Tape and portable disc recording apparatus is shown and there is also a section explaining the scope of the training courses in electronics provided by E.M.I. Institutes.

Electric and Musical Industries, Ltd., Hayes, Middlesex.

E.M.I. SALES & SERVICE (29)

Community aerial systems for blocks of flats are represented among the various systems of R.F. and A.F. programme distribution shown. There is a series of P.A. amplifiers from 12 to 200 watts, and a wide variety of aids to service ranging from tools to test gear.

E.M.I. Sales & Service, Ltd., Shepton Works, Hayes, Middlesex.

E.R.I.C. (231)

This firm is showing a variety of apparatus which includes R.F. tuning coils, I.F. transformers, tuning units, power transformers, vibrator units and loudspeakers.

In addition there are complete receivers and radio-gramophones. They have three wavebands, four in the export models. There is also a television set with a 12-in tube.

A multi-range high-impedance valve voltmeter covers 5-1,000 V, A.C. and D.C.

Electrical and Radiological Instrument Co., Ltd., 54-56, Church Road, London, W.3.

EASTICK (115)

The Eelex range of standardized plugs and sockets and spring-loaded testing prods manufactured by this company are exhibited on this stand. As wholesalers they are also showing a comprehensive range of proprietary components and accessories.

J. J. Eastick and Sons, Ltd., 12, Errol Street, London, E.C.1.

EDDYSTONE (230)

Three new sets occupy prominent places on the Eddystone stand. The Model S680 communications receiver is an improved version of the "504." It is a nine-valve super having two R.F. and two I.F. stages, the latter incorporating a crystal filter giving a 45-db attenuation 1 kc/s off resonance. Use of this filter is optional. This receiver

provides continuous tuning from 30 Mc/s to 600 kc/s.

The Model 640 is also new and is essentially an amateur's receiver as its coverage is 31 to 1.7 Mc/s. An eight-valve superhet circuit is employed with one R.F. and two I.F. stages with crystal filter. The price is £42 (£9 os 7d P.T.).

The other set is intended for export and is described as Model S659. It has two tuning bands, each with two ranges, covering 10 to 30 metres and 110 to 575 metres respectively.

In addition there is a full range of the short and ultra-short wave components for which Eddystone are so well known.

Stratton and Co., Ltd., Eddystone Works, Birmingham, 31.

EDISWAN (40 & 219)

Magnetically-deflected television tubes with screen diameters of 7in, 9in and 12in are shown, as well as a range of Mazda valves. These include miniature A.C./D.C. types with the B8A base taking 0.1A heater current. The miniature A.C. types include an R.F. pentode with $g_m = 7.5 \text{ mA/V}$ and fitted with the B7G base. This is the 6F12 and there is a double-diode, the 6D2 on the same base.

Both magnetic and piezo-electric pickups are shown. The former has an output of 0.7 V R.M.S. at 1,000 c/s and is priced at 27s 6d (+ 6s 3d P.T.), while the latter has an output of 1.7 V R.M.S. and costs 50s (+ 11s 5d P.T.).

The B.T.H. Senior R.K. loudspeaker is of the permanent-magnet type with a curved cone. It is rated to handle 10 W peak; it has a fundamental resonance at 45 c/s and covers 30-12,000 c/s. It costs £6 15s without transformer.

This exhibit also includes the loudspeakerphone, an electro-encephalograph with an automatic wave analyser, industrial valves and metal-to-glass seals.

Edison Swan Electric Co., Ltd., 155, Charing Cross Road, London, W.C.2.

ELECTRON (22)

Insulated aerial wire is being shown on this stand as well as D.C.C. one- to four-way telephone wire. There is also a rod aerial costing 21s with 25ft lead-in.

New London Electron Works, Ltd., Boleyn Road, London, E.6.

ELECTROTHERMAL (32)

Retaining devices made of moulded rubber and fibre glass material to prevent valves from falling out of their holders in mobile and transportable sets are shown, together with various other applications of a bestos and glass-fabric insulating materials to radio equipments.

Electrothermal Engineering, Ltd., 170, Neville Road, London, E.7.



Erie Ceramicon "Feed-thru" capacitor.




B.T.H. R.K. permanent magnet loudspeaker shown by Ediswan.



Mazda Octul- and B8A-base type valves showing the reduction of size with the latter.



Ediswan radio-gram Model A33 and (right) "Radio-gram" receiver Model A33.



EKCO (46 & 110)

In accordance with the policy of this firm to extend the trading cycle in new models from one to two years, none of the sets to be produced in 1947/48 will supersede any of the receivers so far produced in the 1946/47 period.

Table models are represented by a standard all-wave set with no frills (A.C. and battery versions), by a receiver of superior specification and performance falling between the A23 and A28 models and by the "Radiotime" combined programme setting alarm clock receiver for those who need a "second set."

Those requiring a "luxury" radio-gramophone will find their needs fulfilled by the Model ARG37 with Garrard automatic record changer mechanism, push-pull output stage and 30 to 10,000-c/s 12-inch loudspeaker.

Television receivers, car radios and export models complete the firm's exhibit.

E. K. Cole, Ltd., Ekco Works, Southend-on-Sea, Essex.

EMOR (314)

A three-waveband superhet built in the form of a globe, with circumferential tuning scale and loud-speaker grille at the top, is the principal exhibit. Tuning is effected by rotating the globe, and subsidiary controls are in the form of sleeves concentric with the supporting rod, which stands 4½ft high and is adjustable to 6ft.

Emor Radio, Ltd., 45, Kilburn High Road, London, N.W.6.

ERIE (41)

Some new ceramic double-cup condensers rated at 5 kVA are shown for use in transmitting and radio-heating equipments. These will carry comparatively heavy R.F. currents with working voltages ranging from 5 to 10kV. Three capacitances in each of two temperature coefficients are so far available, viz., 20 to 39 pF and 51 to 100 pF respectively.

Included also is a new ceramic trimmer of the circular rotor type designed to exclude all dust from the rubbing surfaces, thereby greatly improving both stability and noise factor. Other new "Ceramics" comprise lead-through and stand-off condensers in which the fixing bush serves as one connection, the other being the insulated bush or pillar.

The exhibit contains many varieties of carbon rod and wire-wound vitreous enamel resistors as well as carbon track potentiometers.

Erie Resistor, Ltd., Carlisle Road, The Hyde, London, N.W.9.

ETRONIC (67)

The Model RA640 receiver is being shown here. It is a three-band set costing £18 18s (+ £4 1s 3d

P.T.), and the valves are arranged as frequency-changer, I.F. stage, detector, A.V.C., and 1st A.F. amplifier, and tetrode output.

Hale Electric Co., Ltd., Radio Works, Talbot Road, London, W.13.

EVERETT, EDGCUMBE (76)

Among the exhibits on this stand is an All-purpose Tester. This is a multi-range A.C. and D.C. meter, with voltage, current and ohmmeter ranges. The Model A has a meter with a 3½-in scale length; the Model E one with a 6-in scale.

The Vampire is a new rectifier-type A.C. test set having one voltage and four current and power ranges.

A 500 V insulation and earth circuit conductivity tester called the "Hum Metrohm," derives its power from a battery through a buzzer, transformer and rectifier.

Valve testers are shown, including an elaborate model for educational establishments. It is designed to facilitate taking characteristic curves and to permit the operation of the valve in certain circuits.

Everett, Edgcumbe and Co., Ltd., Colindale Works, London, N.W.9.

FARNELL (203)

This firm is showing close tolerance silvered-mica capacitors and a range of chokes, transformers and resistances. There are also loudspeakers, electric soldering irons and radio tools, including a ratchet screwdriver and B.A. socket set.

A. C. Farnell, Ltd., 15, Park Place, Leeds, 1, Yorks.

FERGUSON (26)

The Model 201RG is a 6-valve plus rectifier receiver with push-pull output of 6 W and three wavebands. An R.F. stage is included and there is an automatic record changer. There is a smaller radio-gramophone—the 461RG, with 3½ W output.

Among the table models there is an A.C./D.C. set, the 203U, which covers medium and long waves. It has a plastic cabinet and is normally designed for 200-250 V mains. A model for 100-110 V is available. The price is £15 (£3 4s 6d P.T.).


The Model 204 is designed for export and there are three versions of it—one for A.C. supplies, one for A.C./D.C., and one for 6-V battery operation. A television set, Model 841C, is being shown.

Thorn Electrical Industries, Ltd., 105-109, Judd Street, London, W.C.1.

FERRANTI (57, 77 & 215)

Ranges of battery, 4-V A.C., 6.3-V and 0.15-A valves are shown by this firm as well as high-voltage rectifiers and both 9-in and 12-in television C.R. tubes. There are also cold-cathode tubes, crater lamps, stroboscopic lamps and electrometer valves for industrial application.

A cloth-guiding device and a yarn-breakage detector are shown, and there is a hyperbolic computer. This



Everett Edgcumbe Model E All-purpose Tester.



Ferguson Mains Minor, Model 203U.




Elatone transformer and replacement winding shown by Farnell.



Everett Edgcumbe Hum Metrohm.




Eddystone Model S680 communication receiver (left) incorporating a crystal filter.




Ferranti Tesvac
H.F. Unit
Model P1.A.

(Right) G.E.C. television and broadcast receiver Model BT7092 with (below) communication receiver, Model BRT400.



Gamma all-wave universal receiver.
(Below) Garrard Model RC70 automatic record changer.



last corrects automatically the positional information obtained from navigational aids such as Gee, Decca, Loran, into range and bearing. It shows also the track and distance to a chosen destination.

The Tesvac is a portable H.F. unit with an output at 4 Mc/s for testing the degree of vacuum in any glass or partly glass system. The exploring electrodes are held near the glass and the degree of vacuum can be judged by the nature and colour of the discharge.

Ferranti, Ltd., Hollinwood, Lancs.

FIDELITY RADIO (309)

Laminated plastic cabinets in a wide range of colours are available for the small table model receivers

made by this firm. Radio-gramophones in wood cabinets are also shown.

Fidelity Radio, 11, Blechynden Street, London, W.11.

FRANKLIN ELECTRIC (143)

The components shown include capacitors of the dry electrolytic, silvered-mica, paper, and ceramic types, as well as carbon and wire-wound resistors, both fixed and variable. Rotary and toggle switches are on view and a feature is made of windings for transformers, chokes and field coils.

Franklin Electric Co., Ltd., 27a, Howland Street, London, W.1.

FULHAM ELECTRICAL (10)

Silvered ceramic fixed condensers ranging in capacitance from 1 to 400 pF are shown on this stand. They include models with positive and negative temperature coefficients and combination of these two types will provide a capacitance of exceptional stability or, if required, one having a predetermined temperature co-efficient.

Fulham Electrical Components, Ltd., 459, Fulham Road, London, S.W.10.

G.E.C. (70 & 221)

Communication equipment on the main stand includes a 1-kW F.M. broadcast transmitter and portable V.H.F. transmitter-receiver, also with frequency modulation. The BRT400 communication receiver is a 13-valve superhet with two signal-frequency stages covering 150 kc/s to 31 Mc/s in six bands. It is equipped with every circuit refinement and is fully "tropicalized." A magnetic tape recorder having a playing time of 35 minutes and using oxide-impregnated plastic tape is shown, and there is a typical sound reproduction system, suitable for large factories, with a power output of 500 watts. The G.E.C. 5-kW industrial R.F. heater is also shown.

Flat-ended 9-inch C.R. tubes are employed in the G.E.C. television sets (BT7092 and BT7094) which include three-waveband broadcast receivers. Louvred cabinets are a

characteristic of G.E.C. sets this year and in the Model BC4850 and its A.C./D.C. version BC4855 "piano-key" station selection requiring vertical instead of horizontal pressure are provided. These are also a feature of the BC4750 luxury table model and its radiogram and auto-radiogram versions BC4758 and BC4758R.

General Electric Co., Ltd., Magnet House, Kingsway, London, W.C.2.

G.P.O. (302, 303 & 304)

Designed to illustrate the work of the Post Office in many fields of communication this stand provides visitors with an opportunity of seeing some of the apparatus produced by the research engineers at Dollis Hill. One such piece of equipment is the frequency-range limiter. This demonstrates the effect of suppressing the upper and/or lower sidebands.

A cable fault-locator is shown for which is claimed an accuracy in the location of faults in a radio-frequency cable to within 1 per cent in distance up to 10 miles.

The process of inverting the transmitted frequencies symmetrically about a central frequency and correcting them at the receiving end is demonstrated visually and aurally. This method of frequency inversion was introduced during the war to help safeguard confidential telephone conversations.

Another aural and visual demonstration shows how various types of signal are affected by fading and noise peculiar to long-distance S.W. communication. The use of this equipment to simulate fading, etc., permits the examination of radio-telephone systems in the laboratory under controlled conditions.

Enquiries from listeners and viewers regarding electrical interference are invited.

General Post Office, London, E.C.1.

GAMMA (238)

A 5-valve A.C./D.C. receiver with a long-wave band for home use and an extra short-wave range in lieu for export is shown with a choice of cabinet styles. There is also an inter-office communication equipment having a control unit, separate amplifier and station units. The design permits a "pageing call" to be sent out.

Gamma Electronics, Ltd., 12, Greenford Road, Greenford, Middlesex.

GARRARD (24)

Gramophone motors, record-changers and pick-ups for every application are shown. The new Model S radiogram unit makes use of a constant speed drum drive motor mounted on a unit plate with automatic stop and Type E magnetic pickup. The friction driving

wheel is interchangeable and the unit can be supplied to give 78 r.p.m. on 60c/s mains. It is claimed that the drum drive gives increased torque for heavy recordings, and the same motor is used in the new Model RC70 record changer. This plays ten 10in or 12in records (not mixed) and the operation time between records is four seconds.

Garrard Engineering and Manufacturing Co., Ltd., Newcastle Street, Swindon, Wilts.

GENERAL ELECTRICAL RADIO (217)

Those seeking receivers and radio-gramophones with specifications above the average will find much to interest them on this stand. The seven-valve three-waveband receiver Model GER/E7 has two I.F. stages and the sensitivity is stated to be 8 μ V on the two short-wave ranges, which cover 12-23 metres and 30-120 metres. The third waveband is 200-550 metres. Other models incorporating record players are available. A radio-gramophone Model GER/G24 is also shown, in which a simple turntable for playing special records is provided in addition to a record changer. Separate amplifier channels are provided for 16-2,000 c/s and 2,000-16,000 c/s, and there are three loudspeakers with separate controls for bass, middle and top frequencies.

General Electrical Radio Co., 92, Charlotte Street, London, W.1.

GOODMANS (87)

Among the high-quality loud-speaker units shown on this stand the twin-diaphragm model with a frequency range of 45-15,000c/s may be selected for special mention. A range of bass reflex cabinet speakers for high quality reproduction has been developed, the largest of which incorporates the twin-diaphragm unit. Among P.A. equipment may be mentioned the new cabinet units and a diffuser loud-speaker with a high-efficiency drive unit designed to handle 5 watts.

Goodmans Industries, Ltd., Lancelot Road, Wembley, Middlesex.

GRAMPIAN (79)

A high-grade 12-inch loudspeaker with curved-sided cone is among the new products shown by this firm of P.A. equipment manufacturers. It has a power handling capacity of 15 watts and the Alcomax magnet develops 14,000 lines/cm² in the 1 $\frac{1}{2}$ -in diameter gap. Two circular diffuser loudspeakers are also shown. They are of the reflector plate type and designs are available for suspension from or direct-mounting on the ceiling.

The Type DP1 moving coil microphone employs a pressed duralumin diaphragm and aluminium speech coil weighing only 560 milligrams. Response correction is provided by

coupled acoustic chambers and a die-cast streamlined housing is provided.

Gram pian Reproducers, Ltd., Hampton Road, Hanworth, Feltham, Middlesex.

H.M.V. (59)

The Model 1604 table model radio-gramophone is of special interest. It includes an automatic record changer of compact design and takes up no more space than a conventional table model receiver. Other table models are the Model 1119 push-button A.C. mains transportable and the Model 1115 for A.C./D.C. mains with built-in aerial. The console Model 1605 radio-gramophone with pull out front gives easy control and access to the record changer from armchair level.

A 10-in tube is used in the Model 1804 television which costs £61 19s (+ £14 1s 11d P.T.) while the Model 1803 at £94 10s (+ £21 10s P.T.) employs a 15-in tube giving a picture size 12 $\frac{1}{2}$ in x 10in.

Future developments are foreshadowed by the display of an electrical gramophone reproducer with a frequency range of 30 to 15,000 c/s and a 43-valve 12-waveband combined radio-gramophone and television receiver designed for both A.M. and F.M. reception.

The Gramophone Co., Ltd., Hayes, Middlesex.

HAYNES (83)

The Model HR77 television receiver shown by this firm has a 14-in cathode-ray tube. There are six R.F. stages and one V.F. stage and the detector is of the full-wave type. Hard-valve time-bases are used and the sound side is unusual in having a push-pull triode output stage. The price is £120 (+ £26 13s 4d P.T.).

A wide range of chokes and transformers is shown including some with Crystalloy cores. Scanning and focus coils for television are on view, and there are E.H.T. transformers of the hermetically sealed type for outputs up to 7 kV.

Haynes Radio, Ltd., Queensway, Enfield, Middlesex.

(Top right) Equipment for simulating fading shown by G.P.O. It enables radio-telephone systems to be examined in the laboratory under "working" conditions.

(Right) H.M.V. table radiogram Model 1604.

(Below) General Electrical Radio Model GER/G9 radiogramophone.


HOBDDAY (116)
A representative display of radio and television receivers and accessories made by the leading manufacturers is shown by this firm of wholesalers. A certain quantity of test equipment is also exhibited.

Hobday Bros., Ltd., 21-27, Great Eastern Street, London, E.C.2.

HUNT (88)


The activities of this company are devoted to the manufacture of capacitors and their exhibit comprises specimens of the many varieties of fixed capacitors, semi-variable trimmers and associated apparatus now in production.

Among the many types of fixed condensers are tubular paper-dielectric types, some of which are miniature pattern employing the





Marconiphone "personal" portable Model P17B.



This Invicta Model 30 superhet covers the trawler band.

(Below) Imhof radio-gramophone cabinet.



metallised paper form of construction developed by Hunts, moulded mica and silvered mica condensers, large capacitance paper condensers in rectangular metal cases and an extensive range of dry electrolytics.

Included also is an imposing display of small preset trimmers some on ceramic bases.

The exhibit includes the capacitance and resistance bridge manufactured by this company.

A. H. Hunt, Ltd., Gurratt Lane, London, S.W.18.

IMHOF (82)

This firm specializes in instrument cases and handles. The cases are of welded sheet steel and are finished in a wide range of colours. The Type 1022B, for instance, measures 21 in by 15 in by 10 in, costs 69s, and can be supplied finished in light grey, brown, yellow, red or black. Receivers and radio-gramophone cabinets are also made.

Alfred Imhof, Ltd., 112-116, New Oxford Street, London, W.C.1.

INVICTA (89)

Receivers for the home market as well as for export are shown on this stand. Among the former is a television receiver in a console cabinet fitted with a 9-in tube and having a T.R.F. circuit. It costs £55 (+P.T.).

Housed in an attractive walnut cabinet is a four-waveband A.C. superhet with one range covering the trawler band. This set is the Model 30 and costs £17 (£3 13s 2d P.T.).

There is a three-waveband A.C./D.C. superhet and a self-contained all-dry battery receiver, the price of which is £13 5s (£2 16s 11d P.T.).

Shown for export are two A.C./D.C. five-valve superhets, one for 110/250 volts A.C. supplies and a six-valve model incorporating bandspread tuning.

Invicta Radio, Ltd., Parkhurst Road, London, N.7.

K.B. (48)

The television set exhibited is the CV 40 with a 12-in tube giving a picture 10in by 8in. It is a superheterodyne employing 19 miniature valves and a temperature-compensated oscillator.

There is a radio-gramophone with automatic record-changer and storage space for records. The pick-up is of light weight and has a sapphire needle; the loudspeaker is provided with an acoustic labyrinth and a high-note diffuser. The receiver has four bands with bandspread for 14.5-15.4 Mc/s and 9.4-10 Mc/s. Fly-wheel tuning is used and there is an internal frame aerial for local reception. There is a similar receiver without the gramophone equipment.

The BR40 is a 7-valve 7-band set with bandspread on five S.W. bands.

It has one R.F. and one I.F. valve, and fly-wheel tuning. A similar set, the BR40T, is an export model designed for tropical use.

There is a wide range of small sets, including some reflex types, and many are available as export models with tropical components.

Kolster-Brandes, Ltd., Footscray, Sidcup, Kent.

KERRY'S (140)

Among the items featured on this stand are a number for which this company—formerly East London Rubber Co.—are the sole wholesale distributors. They include the "Roberts" portable combined valve and circuit analyzer and the Hutchings mains unit, Type A14, for converting all-dry portables to mains operation.

Kerry's (Gt. Britain), Ltd., War-ton Road, London, E.15.

KLEERGAZE (317)

A preparation for applying to the glass screen of a television set, or the dial of a radio set, to prevent condensation and misting is shown on this stand. It has the additional quality of imparting a high polish.

Kleergaze, 30a, Sackville Street, London, W.1.

L.E.M. (9)

This firm specializes in the manufacture of silvered mica fixed capacitors and these are made in capacitances ranging from 1 to 10,000 pF. The working voltage of the standard pattern is 350 D.C., but there is a range available for 750 volts D.C. and a limited selection for operation at 5,000 volts. The silvered mica construction enables close tolerances to be achieved even in quantity production.

London Electrical Manufacturing Co., Ltd., 459, Fulham Road, London, S.W.10.

L.E.S. (148)

The exhibit of this firm of wholesale distributors consists entirely of proprietary articles, and is intended for the trade visitor only.

L.E.S. Distributors, Ltd., 15, Alfred Place, London, W.C.1.

LEE PRODUCTS (207)

Kits of parts and circuit diagrams for the construction of radio receivers are shown. They are available for export as well as for the home market and include amplifiers, T.R.F. and superhet receivers.

Lee Products (Great Britain), Ltd., Radio House, East Street, Brighton, Sussex.

LONDON & PROVINCIAL FACTORS (123)

Proprietary equipment, including receivers, test gear, inter-communication units, battery chargers, loudspeakers, rotary converters, aerials and components in great variety are shown by this firm.

London and Provincial Factors, Ltd., 230, Tottenham Court Road, London, W.1.

LONG & HAMBLY (148)

Specialists in moulded rubber parts, the company are showing, among other items, masks for television and C.R. tubes, valve retainers, a wide range of grommets and rubber-metal bonded parts.

Long and Hambly, Ltd., Empire Works, Slater Street, High Wycombe, Bucks.

LOWTHER (323)

Receiver and amplifier units for high quality reproduction are shown by this firm. The Type DT/4 functions as a straight receiver for local station reception, and as a superhet with variable selectivity for more distant programmes. Types LEI/2 and LES are straight and superhet units respectively for those who do not require the dual tuner.

Three A.F. amplifiers are available, Type B5F with single PX25 output valve, Type A10F with PX4s in push-pull, and Type A15F with two PX25s in the output stage. The latter amplifier employs separate rectifiers for the H.T. supply to the output valves and the preceding stages.

Lowther Manufacturing Co., Lowther House, St. Mark's Road, Bromley, Kent

LUGTON (141)

The display on this stand, which is mainly of interest to dealers, is divided into four main categories: receivers, public address gear, test gear and servicing replacements. Among the P.A. equipment is a high-quality record reproducer and the test gear includes a 6,000-volt electrostatic meter for television servicing. Lugtons are sole distributors of Leland instruments for England, Wales and Northern Ireland.

Lugton and Co., Ltd., 209-212, Tottenham Court Road, London, W.C.1.

MARCONI (225)

The exhibits on this stand are concerned with the "heavier" side of the radio industry. Here are shown some typical examples of the equipment used in broadcasting stations, for navigation on the sea and in the air, for high speed point-to-point communication and for mobile use.

There is a complete 5-kW medium wave broadcast transmitter with some typical microphones for use in studios, a horn-type aerial for a V.H.F. television link and, among the air navigation equipment, is a lightweight communication and automatic direction finder for aircraft. The Marconi Radiolocator for use in merchant ships gives a P.P.I. picture of everything "seen" by the radiar transmitter.

The versatility of Marconi equipment is further emphasized by the new V.H.F. mobile transmitters and receivers designed for the use of

police forces, fire services, dock and harbour authorities.

Marconi's Wireless Telegraph Co., Ltd., Marconi House, Chelmsford, Essex.

MARCONI INSTRUMENTS (226)

Two items of test equipment that will attract the interest of most radio service technicians are the TF888 Receiver Tester and TF868 Universal Bridge. The former is a versatile test set comprising a crystal-checked signal generator, an A.F. tone source and an output meter. The frequency range is 75 kc/s to 50 Mc/s and the A.F. generator produces 1,000 c/s for modulating the R.F. output, or a separate signal for A.F. testing. Battery or mains operation is optional.

The TF868 provides facilities for the measurement of inductance from 1 μ H to 100 H; capacitance from 1 pF to 100 μ F and resistance from 0.1 Ω to 10 M Ω . The single dial gives direct readings without the complication of multiplication factors.

In addition, test sets of various kinds for use in receiver and component production are shown and demonstrated.

Marconi Instruments, Ltd., St. Albans, Herts.

MARCONIPHONE (37)

A "personal" portable (Model P17B) with a four-valve superhet circuit is among the range of Marconiphone receivers which this year are for the most part of compact design with built-in aerials. Model T14A, on the other hand, is intended for long-distance reception as well as quality of reproduction and covers 13.5 to 52 metres in three waveranges with band-spread tuning in addition to the normal medium- and long-wave ranges. The corresponding ARG14A radio-gramophone includes a record-changing mechanism of new design.

The Model VT50A television receiver incorporates a 10-in tube and gives a picture size of 8 $\frac{1}{2}$ in x 6 $\frac{1}{2}$ in.

A display of export models, transmitting and receiving valves, cathode-ray tubes, H.T. batteries and accessories, such as pickups and record players, completes the exhibit.

Marconiphone Co., Ltd., Hayes, Middlesex.

MASTERADIO (130)

This exhibit comprises a wide range of equipment including car sets, radio-gramophones and television receivers. There are special export models and aerials for car sets.

Masteradio, Ltd., 10-20, Fitzroy Place, London, N.W.1.

McCARTHY (120)

T.R.F. amplifiers are used for both sound and vision in the tele-



Marconi Instruments universal bridge Type TF868.



Invicta Model TL21 television receiver.



Marconi V.H.F. mobile radio-telephone transmitter and receiver units.



Marconi Instruments Receiver Test Set, Model TF888.

vision receiver shown by this firm. There are four R.F. stages in the vision channel with the first common to the sound channel. It includes a 9-in magnetic-type tube and derives its E.H.T. in a rather unusual manner by rectifying the output of an R.F. oscillator. Extensive use is made of miniature valves.

Shown also is a range of super-heterodyne broadcast receivers, all of which have negative feedback.

Felgate Radio, Ltd., 6, Studland Street, London, W.6.

McMICHAEL (80)

In addition to a wide range of mains receivers and radio-gramophones, McMichael has a special display of battery sets. The outstanding model is a battery radio-gramophone providing a radio coverage of 16.5 to 171 metres as well as the medium and long waves. It has a 10-in speaker and a spring motor capable of playing a 12-in record on one winding. Q.P.P. output is used and the consumption is 12 mA H.T. and 0.5 A L.T. There is a table model receiver and a console with the same chassis.

In addition to a twin-speaker de-

lux radio-gramophone embodying every up-to-date feature there is a television set which is also an all-wave receiver covering 13.3 to 2,000 metres. It is a console type and is fitted with a 12-in tube.

Shown also is a range of export models with similar circuit specifications to those mentioned but giving continuous tuning from 9 to 550 metres.

McMichael Radio, Ltd., 190, Strand, London, W.C.2.

McMURDO (42)

This firm is showing a range of Amphenol valveholders in both bakelite and ceramic materials, including the B8A and B7G types.

There is also a range of A.F. amplifiers, among which a 15-W model is interesting in view of the use of an R.F. oscillator to generate heater current for the early valves in order to reduce hum.

McMurdo Instrument Co., Ltd., Victoria Works, Ashtead, Surrey.

MEICO (21)

The Meico moving-coil microphone is shown and also two audio amplifiers, the Model U10 for A.C./D.C. mains giving 10 watts, and the Model 5A for A.C. mains rated at 5 watts. Examples of power transformers, coil winding and sheet metal work undertaken by this firm complete the exhibit.

Micramatic Electrical Instrument Co., Ltd., Meico Works, Congleton, Cheshire.

METROVICK (433)

Radio test gear and the "Seascan" marine radar equipment, developed to meet the Ministry of Transport specification, are shown. The test gear includes examples of signal generators, valve voltmeters, miniature oscilloscopes, etc. There are also an electronic industrial process timer, and examples of the application of "Metrosil" non-ohmic resistances in spark and surge sup-

pression. Accurate polythene mouldings are a speciality of this firm and samples are on display.

Metropolitan-Vickers Electrical Co., Ltd., Trafford Ph., Manchester.

MINISTRY OF CIVIL AVIATION (236)

The slogan of the Ministry's exhibit is "safety in the air." There is a replica of a civil aviation area control room which provides a live demonstration of the movement of aircraft in what is known in aeronautical circles as the South East Flight Information Region. The controller and radio operators are actually handling traffic and the movements of all aircraft in and out of London which are being handled by Control Headquarters (of which this stand is a sub-section) are depicted on a wall map.

Ministry of Civil Aviation, Ariel House, Strand, London, W.C.1.

MINISTRY OF SUPPLY (240)

The purpose of the exhibits on this stand is to show the research and development work done by the Ministry for the War Office, Air Ministry and industry.

On the air side is shown the latest V.H.F. aircraft communications equipment in contrast with that used during the Battle of Britain. The latest equipment, the TR1920, which operates in the 100-124-Mc/s band, is a combined transmitter-receiver of exceptionally small dimensions. The main unit, excluding cables, weighs approximately 22 lb. With a load of 45 ohms the transmitter has an output of 4.5 watts. Receiver sensitivity is of the order of 15 μ V for A.G.C. threshold. Another item of interest is a daylight viewing skiatron which has been designed to meet the need for the daylight operation of A.C.R. (Approach Control Radar) in aerodrome control towers. The H2S simulator described in February *Wireless World* is shown.

Among the ground equipment is shown the No. 10 set, described in our June and September issues last year, and the proximity, or V.T., fuse.

Ministry of Supply, Shell Mex House, Strand, London, W.C.2.

MULLARD (71, 112 & 214)

Receivers, valves and C.R. tubes are displayed on this stand. The receivers are of all types from the MUS221, with a plastic cabinet, and



Measuring the bit temperature of a soldering iron while in use by means of a pyrometer, demonstrated by Multicore.



Murphy A102R radio-gramophone and (right) V116 console television receiver.



Interior of Oscillator Model RP7 hearing aid.

for A.C./D.C. operation, to the MTS315 television console model giving a picture 10in by 8in which includes also an "all-wave" receiver. The MAS281 five-valve A.C. set includes an R.F. stage specially designed for a good short-wave performance.

In addition to the home models, there is a range of special export types covering the medium- and short-wave bands and designed to withstand extreme heat, cold and humidity.

Among the wide range of valves shown are 1.4-V miniature types on the B7G base and the sub-miniature types for hearing aids are of special interest. There are also special television types and low-power transmitting valves.

Measuring instruments, including C.R. oscilloscopes, and transmitters are being shown as well as Ticonal magnets, air-dielectric trimmers and high-stability resistors.

Mullard Wireless Service Co., Ltd., Century House, Shaftesbury Avenue, London, W.C.2.

MULTICORE (23)

The Ersin Multicore three-core solder is being shown, but a major part of the stand is occupied by demonstrations of the use of the solder in radio production. One of these is a conveyor at which girls from the Bush Radio factory are assembling and soldering coil units. Another consists of an illustration of the way in which the solder is used by A. H. Hunt for soldering the ends of tubular paper capacitors at the rate of 500 joints per hour.

Apparatus for the measurement of the bit temperature of a soldering iron while a joint is being made is shown.

Multicore Solders, Ltd., Mellier House, Albemarle Street, London, W.1.

MURPHY (72 & 220)

This firm is showing broadcast and television receivers. Of the latter, there are the V114 and V116 table and console models with 9-in and 12-in tubes respectively. Interference limiters are included.

The A100 is a small set so designed that the controls are accessible from either side. It is for A.C. operation and embodies miniature technique.

A full-scale set is the A122, but is unusual in being of the baffle type;

that is, the "cabinet" is little more than a baffle plate carrying the controls and tuning scale on the front and the enclosed receiver on the back. The set itself is of the four-valve type and negative feedback is used in the A.F. circuits.

There is a radio-gramophone, the A102R. The receiver has three wavebands and fly-wheel tuning. A larger model, the A104 has an automatic record changer and the receiver has an optically projected tuning scale effectively 50in long.

Murphy Radio, Ltd., Welwyn Garden City, Herts.

OSSICAIDE (232)

A 3-valve R.C. coupled circuit is used in the latest Osray hearing aids. They are housed in neat moulded cases of small size with self-contained batteries. Consumption is very low, being 70mA L.T. and 1.5 mA H.T. Models are shown also with separate battery cases.

Ossicaide, 1, Upper Richmond Road, London, S.W.15.

OVERSEAS RECEPTION (82 & 83)

With the slogan for the exhibition "Britain Builds Radio for the World," it is very fitting that the central feature of the west end of the Grand Hall should be the reception rooms set aside for overseas visitors.

Overseas Reception and Information Office.

PAGE (83)

A bedside lamp incorporating a loudspeaker is among the range of extension loudspeakers made by this firm. The "Switchmatic" control unit will operate any number of extension units and enables the set or any individual speaker to be switched on or off from the extension point. A range of 5-, 6½- and 8-in loudspeakers for set manufacturers is also shown.

Page Engineering Co., Ltd., Franklin Road, Portlisle-by-Sea.


PARKER RADIO (318)

A table model and a radio-gramophone are the principal products of this firm. The Model S/AD/3 A.C./D.C. superheterodyne, covering short, medium and long waves, is housed in a mahogany cabinet 12in x 9in x 6½in and costs £14 3s 6d (plus £3 3s P.T.). In the Model RG/AC/Q radio-gramophone a Class A push-pull output stage is employed and the pick-up is a Lexington moving coil.

Parker Radio Manufacturing Co., 756, Harrow Road, London, N.W.10.

PEERLESS (307)

Communication type receiver chassis with alternative A.F. output stages, designed to meet the requirements of discriminating technical users, form the principal exhibit. The 16-valve Model 1546 receives medium and long waves in addition to four short-wave ranges covering 3 to 60 Mc/s. An R.F. stage with bandpass aerial filter precedes the frequency changer, which is followed by two I.F. stages with variable selectivity, including a crystal "gate." The A.V.C. circuit in-



V.H.F. aircraft transmitter-receiver exhibited by the Ministry of Supply is shown on the right. A set view of the main unit withdrawn from the cabinet is given above. The transmitter and receiver occupy the top deck with the power supply unit beneath.



(Above) McMichael battery radio-gramophone and next portable receiver.




Mullard A.C./D.C. receiver Type MUSA221

cludes an inter-station noise limiter. The standard A.F. unit employs 6L6 valves in push-pull; negative feedback is variable. The whole of the receiver is "tropicalized" to meet the severest conditions.


Peerless Radio, Ltd., 374, Kensington, High Street, London, W.14.

PETO SCOTT (8)

A range of A.C. and A.C./D.C. sets is exhibited on this stand. They include the H52 at £22 1s (plus




Portogram Transcontinental table-model radio-gramophone.



Pilot Little Maestro de Luxe A.C./D.C. receiver.



'Q-Max' communication receiver Model Q5/10.



Plessey television components, focus coils, scanning transformers and deflector coils.

Philco car radio set and control unit.

£4 14s 10d P.T.), an A.C. three-band set and the HU52 at £22 15s (plus £4 17s 10d P.T.) for A.C./D.C. use. They are four-valve superheterodynes with triode-hexode frequency-changer, one I.F. stage, duo-diode-triode detector, A.V.C. and A.F. stage, and tetrode output valve.

In the H52 and HU52, the wavebands are 15-51.7m, 170-550m and 750-2050m. There are also SU51, S51 and H51 models otherwise similar but covering 12.5-47.5m, 47.5-170m and 170-550m.

An all-dry battery portable weighing 14½lb costs £14 14s 9d (plus £3 2s 10d P.T.) including batteries. There is also a radio-gramophone.

Peto Scott Electrical Instruments, Ltd., Addlestone Road, Weybridge, Surrey.

PETTER (102)

A comprehensive range of proprietary components and accessories is shown by this wholesale firm, which specializes in meeting the needs of the service-man. The company has the sole agency for London and Eastern Counties for the Advance signal generator.

Petter Radio and Electrical Supplies, 201-7, Forest Road, London, E.17.

PHILCO (25)

The Model A1708CG television receiver shown on this stand is of the T.R.F. type with three R.F. stages in the vision channel. A 9-in tube is used and the cabinet has folding doors covering the tube when not in use. In a larger model, the A1707, the tube is mounted on a hinged panel and disappears when out of action.

The Model D-537RG is a table model radio-gramophone of the "letter-box" type. The receiver is of the four-valve + rectifier type with three wavebands.

A four-band set, the A747W has an R.F. stage and covers 4.5-30 Mc/s on short waves. A tetrode output valve is used and there is a C.R. tuning indicator.

A new four-valve portable using miniature valves is on view. It covers medium and long waves with built-in frame aerials.

There are also some large radio-gramophones.

Philco Radio and Television Corp. of Gt. Britain, Ltd., 204, Great Portland Street, London, W.1.



PHILIPS (16 & 227)

Except for the cheapest table model, the television receivers shown on this stand all include a seven-valve three-band broadcast receiver. Two picture sizes are available, 7½in by 6in and 10in by 8in, and the sets include interference limiters in both sound and vision channels.

The receivers are mostly table models and include a small A.C./D.C. set—the 209U. Most, however, are four- or five-valve types for A.C. mains. A high-fidelity radio-gramophone has a push-pull output stage and twin loudspeakers. The receiver is of the seven-valve type. The automatic record-changer will handle a mixed batch of up to eight 10in and 12in records.

R.F. induction heaters are shown on Stand 227. The F12/1 has an input of 5kW and the FV100 an input of 100kW. A Mass Chest X-Ray Unit and a Therapy unit with an output of 300W at 6m are on view as well as a welding control unit.

Philips Electrical, Ltd., Century House, Shaftesbury Avenue, London, W.C.2.

PILOT (39)

Among the new receivers shown for the first time is the Little Maestro De Luxe, an A.C./D.C. 4-valve (plus rectifier) superhet with separate scales for the medium and long waves. Housed in a walnut cabinet it costs £13 13s (£2 18s 9d P.T.).

There is the Little Maestro, also an A.C./D.C. superhet with a 4-valve chassis. A choice of cabinets is provided with prices varying slightly, the average is £12 5s (£2 12s 9d P.T.). Both are miniature sets with concealed aerials.

A table radiogram with the modest dimensions of 15in x 11½in x 15½in is also new and, like the other Maestros, has a 4-valve (plus rectifier) superhet chassis, but for A.C. mains only. It provides for short-, medium- and long-wave listening and costs £32 (£6 17s 8d P.T.).

Pilot Radio, Ltd., 31-37, Park Royal Road, London, N.W.10.

PLESSEY (85)

Components for the receiver manufacturer include trimmers, chokes, electrolytic condensers, drive mechanisms, variable condensers, switches, vibrators and transformers. Scanning coil assemblies, line and frame transformers, focus coils, etc., are also available for the television set maker.

Loudspeakers include types with centre-pole magnets and reduced external field, suitable for use in television sets.

The Plessey record-changer has an overall height above the table of 4½in and depth below of only 2½in. It offers the standard performance

of eight mixed 10-in or 12-in records with a much-simplified mechanism, and the special clutch device safeguarding the pickup arm mechanism is a useful feature.

Vibrators of both synchronous and non-synchronous types are shown. Plessey Co., Ltd., Vicarage Lane, Ilford, Essex.

POLAR (139)

This company specialize in the production of variable condensers and condenser drives for set manufacturers. Their well-known bar construction is retained for the frame of the standard and miniature types. A three-gang assembly of the latter kind measures 2½ in x 1½ in x 1½ in only.

The capacitance of Polar condensers is largely decided by users' requirements, but there is an upper limit normally imposed by space considerations in both the standard and miniature patterns. In the former it is 532 pF and in the latter 362 pF.

Several different types of reduction mechanism with remote and integral drive are shown, together with a series of air- and mica-electric trimmers.

Wingrove and Rogers, Ltd., Mill Lane, Old Swan, Liverpool, 13, Lancs.

PORTADYNE (12)

The model U57 receiver is of the three-band type for A.C./D.C. operation, with self-contained aerial for local reception. It costs £19 17s 6d (+ £4 5s 6d. P.T.). There is an export model, the U57E, which has two short-wave bands and medium waves.

An A.C. 5-valve set (including rectifier) is the A548. This has also three bands and costs £22 1s (+ £4 14s 10d P.T.).

Another 5-valve set, an A.C./D.C. model, has one medium and one short-wave band only. It can be supplied with medium and long wavebands as an alternative. It is priced at £13 2s 6d (+ P.T.).

Dynaport Radio and Television, Ltd., Portadyne Works, 18-19, Gorst Road, London, N.W.10.

PORTOGRAM (88)

This firm is showing a wide range of receivers and radio-gramophones. The Transcontinental Table-Model radio-gramophone has an output of 8 W from a push-pull stage and is a three-band superheterodyne. The Corner Console has an output of 3 W (A.C./D.C. Model) and 4 W (A.C.) and is designed to fit into the corner of a room.

Portogram Radio Electrical Industries, Ltd., Preil Works, St. Rule Street, London, S.W.8.

PUCKRIDGE (308)

Here is shown the Radio Listening Reminder, a device with three clock

dials with hands which can be set as a reminder when to switch on the set.

F. Puckridge and Nephew, Ltd., Mount Works, 96, Upper Clapton Road, London, E.5.

PYE (58 & 229)

A new range of receivers with built-in frame aerials but mains operated is shown for the first time. Two are 3-valve (plus rectifier) superhets, one for A.C., the other for A.C./D.C. operation and the third is a 4-valve (plus rectifier) transportable for A.C./D.C. mains. All cover short, medium and long waves and have provision for external aerials when needed.

The exhibit includes the new Baby "Q" all-dry portable and a 4-valve super. A car radio set for 6- or 12-volt supplies with manual tuning and loudspeaker measures 5½ in x 5½ in x 6½ in only. It is a 4-valve superhet with vibrator and rectifier H.T. supply and the price is £12 12s. (£2 14s 2d P.T.).

Two television receivers are shown, one is a table model and the other a console. Both have the same T.R.F. circuit for sound and vision, 9-in magnetic tube and noise limiters. The table set costs £42 (£9 8s 8d P.T.) and the console £52 10s (£11 15s 10d P.T.).

Pye, Ltd., Radio Works, Cambridge.

"Q-MAX" (234)

Components for the construction of short-wave transmitters and receivers and complete instruments such as the B4/40 transmitter with 10-, 20-, 40- and 80-metre tank coil turret are shown. The Q5/10 communication receiver is a five-band ten-valve superhet for A.C. mains with plug for external battery operation. A four-valve all-dry short-wave receiver is available at £12 12s (+ £2 17s 5d P.T.) and covers 11 to 350 m.

"Q-Max" (Electronics), Ltd., 10, Little Turnstile, London, W.C.1.

QUALRAD (241)

This firm is showing a range of receivers including an A.C./D.C. model—the Midgetuned—with pretuned circuits. There is a 6-valve A.C./D.C. set with a push-pull output stage; also a range of components.

Qualrad Products, Ltd., 29, Red Lion Street, Richmond, Surrey.


Peto-Scott HE71 receiver.

R.G.D. (36)

An attractive ten-valve radio-gramophone fitted with an automatic record-changer occupies a prominent place on this stand. It is a five-band superhet having three short-wave ranges, 13.8 to 52 metres inclusive, and the usual medium- and long-wave facilities. Other features include variable I.F. bandwidth, 8-watt push-pull output stage and tone control. An export



Pye transportable A.C./D.C. receiver, Model K47C, and car-radio set compared in size with a matchbox.



Portadyne Model A548 receiver.



Philips Model 563A television receiver.



Polar miniature two-gang condenser compared in size with an ordinary Yale key.

RADIOMOBILE (144)

The car radio receivers shown on this stand embody a six-valve superheterodyne receiver covering the medium and long wavebands. In the Model 100 station selection is effected by four push-buttons. The preselected combination can be changed without dismantling any part of the set and four more selected in a matter of minutes.

Change from medium to long waves and tone adjustment for speech or music are likewise push-button operated, but a rotary volume control, combined with an on/off switch, is used. Noise filters are included in the circuit and ignition suppressors are not normally required. The Model 100 costs £27 6s (£5 10s 6d P.T.). There is a companion set with manual tuning priced at £23 2s (£5 15s 6d P.T.) and a range of car aerials.

Radiomobile, Ltd., Cricklewood Works, London, N.W.2.

RADIOSPARES (73)

This company specializes in the distribution of replacement parts designed in many cases especially for use in the repair of radio equipment.

Radiospares, Ltd., 19-23, Fitzroy Street, London, W.1.

RAIMO RADIO (305)

Among the products of this firm are extension loudspeakers and remote control units. They have also the De-Phone radio hearing aid which enables phones to be connected to the external L.S. sockets of an ordinary receiver; volume control is included.

A range of cabinets is shown.
Raimo Radio Products, 19, Old Turquay Road, Paignton, Devon.

REES MACE (45)

Modern versions of the Rees Mace "Cameo" and "Gnome" receivers are shown and also a Model SC70 battery portable for which unusually high sensitivity is claimed. The "Cameogram" universal mains portable radio gramophone measures only 17½ x 14½ x 10½, yet includes two internal loudspeakers; the four-valve + rectifier receiver operates on three wavebands.

R.S.C. Radio, Ltd., 40, Welbeck Street, London, W.1.

REGENTONE (40)

Table model, console and radio-gram versions of a number of superheterodyne chassis with five, seven and eight valves are shown. Models with tropicalized components are available for export.

Regentone Products, Ltd., Eastern Avenue, Romford, Essex.

RELAY SERVICES ASSOCIATION (320)

Designed to represent a living room, the stand of the Relay Services Association of Great Britain is

(Top left) Radiomobile push-button car-radio equipment, Model 100. (Above right) Rola "Rola" extension loud-speaker.

valves in push-pull feeding up to 12 watts to a 12-in loudspeaker. An R.I. miniature pickup with sapphire needle is used.

The "Airflo" television receiver Model T.484 employs 21 valves plus three rectifiers and the vision receiver fully modulates the 12-in tube for a signal of 200 µV. The picture size is 10½ x 8½ in and the price £110 (+ £26 9s 5d P.T.).

Components shown include pickups, valveholders with beryllium copper contacts, transformers and chokes.

Radio Instruments, Ltd., Purley Way, Croydon, Surrey.

R.M. ELECTRIC (51)

Among the receivers made by this firm are two of more than usual interest. One is a quality localisation receiver made for rack mounting and having an 8-valve T.R.F. circuit with push-pull output giving 4 watts, with bass and treble tone controls. The other is an R.F. feeder unit for use with any existing amplifier. It is a superhet covering 16 to 50 metres with medium and long wavebands and consists of a frequency changer, I.F. and combined detector, A.G.C. and A.F. stage. It is in chassis form.

R.M. Electric, Ltd., Town Valley, Gateshead, 11, Durham.

R.T.R.A. (100)

The advice bureau provided by the Radio & Television Retailers' Association at this stand is open both to traders and the public. Full particulars regarding membership of the organization representing the country's radio retailers are available for traders, whilst the public can obtain information about R.T.R.A. members in any locality.

Radio and Television Retailers' Association, 15, Woburn Square, London, W.C.1.

R.W.F. (103)

A lounge and enquiry bureau for the benefit of members of the Radio Wholesalers' Federation are provided at this stand.

Radio Wholesalers' Federation, 55, Gordon Square, London, W.C.1.



(Above) R.G.D. 16-valve radio-gramophone.

"Cameogram" A.C.D.C. portable radio-gramophone (R.S.C. Radio).

version of this equipment is shown in which the long waves are replaced by a 50- to 145-metre band and all parts are fully tropicalized.

There is a seven-valve three-wave-band auto radio-gramophone and a television receiver fitted with a 12-in tube giving a 10½ x 8½ in picture. A superheterodyne circuit is used with six valves in the vision chain and three in the sound, the frequency changer being common to both. Magnetic scanning is used.

Radio Gramophone Development Co., Ltd., Pule Meadow Print Works, Bridnorth, Shropshire.

R.I. (52)

Two important additions have been made to the range of "Airflo" receivers. The Model RC 88 is a radio-gramophone with two PRN45

fitted with the various types of loudspeaker installed by the relay companies.

Relay Services Association of Gt. Britain, 25, High Street, Tunbridge Wells, Kent.

RIPAULTS (1)

The principal activities of this company are devoted to the manufacture of cables, wires, insulated and screened sleeving, resistance line-cords and the assembly of cable forms for the radio industry. They also produce tag connectors and small presswork to manufacturers' requirements.

Ripaults, Ltd., Southbury Road, Enfield, Middlesex.

ROBERTS (43)

This firm is showing portable receivers. The P4D is a four-valve battery model, comprising frequency-changer, I.F. stage, diode-triode detector and A.F. stage and tetrode output valve. It is housed in a rexine-covered case and weighs 19½ lb.

The P5A has a circuit of similar general form but is designed for A.C. mains operation. This one weighs only 17½ lb.

Both sets have internal frame aerials for medium and long wavebands, and provision is made for the connection of an external aerial for the S.W. band.

Roberts' Radio Co., Ltd., Creek Road, East Molesey, Surrey.

ROLA (135)

A complete range of energized and permanent magnet loudspeakers, the latter including units with Alcomax II magnets, forms the backbone of the exhibit. These speakers are suitable for incorporating in receiving sets or as extension units, though for the latter purpose the ready-made Rola "Regal" in plastic cabinet will meet most requirements.

British Rola, Ltd., 8, Upper Grosvenor Street, London, W.1.

ROMAC (129)

A personal portable and a car radio receiver are the principal exhibits. The Model 126 portable is a superhet covering 193-888 metres. A layer-built H.T. battery gives 30-40 hours' service and L.T. is supplied by a type U2 dry cell which lasts 6-8 hours. Wires embedded in the shoulder carrying-strap are used as an aerial. The weight is 4½ lb and the dimensions 9½in x 5¼in x 2in.

In the Model 107 car receiver two units are employed, the "control" unit on the dash containing the R.F. amplifier and frequency changer, while the "loudspeaker" unit contains I.F., detector and output stages, as well as the non-synchronous vibrator and power rectifier.

Romac Radio Corporation, Ltd The Hyde, London, N.W.9.

SALFORD (75)

A quartz-controlled oscillator for the calibration of radio receivers is one of the most interesting exhibits. The fundamental is 100 kc/s and the useful range of harmonics extends to about 30 Mc/s; there is provision for A.F. modulation.

Quartz crystals in evacuated containers are shown with frequencies ranging from 4 kc/s to 15 Mc/s. The Type JCF/200 with a frequency of 100 kc/s is adjusted to 0.01 per cent as standard and higher accuracies can be supplied if required. Thermostatically-controlled units on international octal bases are available and some types have an overall stability of 5 parts per million over a wide ambient temperature range.

Selenium-rectifier type photocells of high sensitivity for use in the control of industrial processes are also shown, and the exhibit will include toroidal dust-cored coils, decade switches, slow-motion drives, small measuring instruments, the "Selectest" A.C./D.C. testing instrument, "Miniscope" C.R. oscilloscope and G.E.C. resistance and capacity bridge.

Salford Electrical Instruments, Ltd., Peel Works, Silk Street, Salford, 3, Lancs.

SCHARF (306)

Sapphire-pointed gramophone needles of straight, trailer and miniature type are shown, also a new lightweight pick-up (No. 121) retailing at 35s plus P.T.

Erwin Scharf, 49, De Beauvoir Road, London, N.1.

SCOTLAND YARD (211)

The part played by radio in providing speed in the communication system of the Metropolitan Police is shown on this stand. The V.H.F. equipment, employing frequency modulation, which is fitted in patrol cars, is seen *in situ*.

Metropolitan Police, New Scotland Yard, London, S.W.1.

SCOTT (109)

This firm is showing silicon-steel laminations for transformers, chokes and relays as well as types for meters and motors.

Geo. L. Scott and Co., Ltd., Cromwell Road, Ellesmere Port, Cheshire.


SHANNONS & BISHOP (104)

The activities of this firm are devoted to the distribution to the trade of certain proprietary receivers, test apparatus and accessories. There is shown also the Leak amplifier having a push-pull output stage with negative feedback giving 15 watts with 0.1 per cent distortion and a linear response.

Shannons and Bishop, Ltd., 182, Wardour Street, London, W.1.



R.I. television receiver Model T484.



Salford crystal calibrator.

Romac "126" personal portable.

R.M. Electric radio feeder unit with one short-wave band.

S.T.C. (84 & 228)

Several new types of rectifier have been developed by Standard Telephones and electronic equipment. These include L.T. rectifiers for battery chargers, several different models for H.T. supply and a series of rod-type units for the E.H.T. supply in oscilloscopes and television sets.

This company also has a display of quartz crystal oscillators and resonators, equipment for industrial applications of radio heating, part of a 130-kW broadcast transmitter and compact radio-telephone sets for installation in aircraft and in vehicles.

Audio equipment, such as moving-coil microphones, P.A. amplifiers and test-room instruments, including a new double-beam oscilloscope, are also included.

Standard Telephones and Cables, Ltd., Connaught House, Aldwych, London, W.C.2.

SIMON SOUND SERVICE (209)

A comprehensive service to sound record studios—professional and amateur—is represented by accessories and complete instruments of all types.

Simon Sound Service, 48, George Street, Portman Square, London, W.1.

SOBELL (19)

Model 717 (six valves + rectifier) has two I.F. stages and push-pull output valves; there are four wavebands. A rotary drum scale exposes only one wave-range at a time. In addition to the table model there is the Model 717G in dwarf console cabinet and Model 717AG with separate compartments for radio receiver, record changer and record storage. Both models have automatic record changers.

A combined television and broadcast receiver (Model T107) has an interesting tuning device in which the broadcast tuning scales are contained in a sliding panel which hides the picture tube and television controls when they are not in use. The television set gives a 10-in. x 8-in. picture and includes impulsive noise suppression on both sound and vision.

Sobell Industries, Ltd., Langley Park, Nr. Slough, Bucks.

STATIC CONDENSERS (210)

The firm is showing paper dielectric capacitors in rectangular metal cans and also of the tubular type. They are available with voltage ratings up to 20 kV.

Static Condenser Co., Ltd., Wokingham, Berks.

STEATITE (16)

Specimens of the many different forms of ceramic insulating materials made by this firm for the radio industry are displayed on this stand. Of special interest are such products as variable condenser spindles and threaded coil formers,

ground to very close dimensional limits after manufacture.

Included also is an extensive range of standard type metallized insulators for use as hermetic seals and a profusion of ceramic bases in various shapes and sizes for the multifarious uses to which ceramic insulating materials are put in modern radio equipment.

Steatite and Porcelain Products, Ltd., Stourport-on-Severn, Worcs.

STERLING CABLES (128)

A comprehensive range of the insulated wires and cables using rubber, synthetic rubber and plastics made by this firm is shown. Their products also include co-axial cables for high frequency applications and wires and cables with special tropical insulation.

Sterling Cable Co., Ltd., 25, Queensway, Enfield, Middlesex.

T.C.C. (5)

Every variety of fixed capacitor in paper, mica and electrolytic types for radio and television equipments is to be found on this stand. Miniature and tropical styles are included.

For conditions of extremely high humidity T.C.C. have a range of super-tropical models described as Metalboss, Metalpack and Metalmito in sealed aluminium cases, the last being a miniature type.

Designed especially for television equipment and C.R. oscilloscope purposes is a range of high-voltage (750 V to 15 kV) capacitors in moulded bakelite cases.

An interesting type is the extremely small Picopack series of electrolytics which measure only 0.34 in. in diameter and include a 1 μ F size for 350 volts D.C.

Telegraph Condenser Co., Ltd., Wales Farm Road, London, W.3.

TANNOY (17)

A number of new products for sound amplification and distribution are shown.

The "Commercial" radio-gramophone, which is intended for school and similar installations comprises a playing desk, a newly designed radio chassis and a 25- or 60-watt amplifier assembled in a wooden cabinet. Designed for low record wear, the "Commercial" moving-iron pick-up uses standard needles with a rubber-sprung quick release mounting. The frequency response is claimed to be substantially level from 50 to 8,000 c/s.

Tannoy Products (Guy R. Fountain, Ltd.), Canterbury Grove, London, S.E.27.

TAYLOR (119)

This exhibit consists of a very comprehensive display of multi-range measuring instruments and specialized test equipment such as circuit analysers, cathode-ray oscilloscopes and bridges.

The Model 20A circuit analyser provides facilities for checking re-

T.C.C. Metalmito tropical-type miniature capacitor.

(Left) Truvox "Wafer" loudspeaker chassis.

Ceramic lead-through and by-pass capacitors made by United Insulators.

Four S.T.C. Uni-plats assembled as a bridge rectifier for measuring instruments.

Tri's 6-channel electronic mixer.

Simon 14-watt record-recording unit, taking up to 27-in. discs.

ceiver performance; it contains an amplifier and loudspeaker and is mains operated.

The Model 30A cathode-ray oscilloscope has a 3½-in tube, an input amplifier, linear time base covering 10 c/s to 10 kc/s and provision for synchronising. The price is £27 10s.

Taylor Electrical Instruments, Ltd., 419-424, Montrose Avenue, Slough, Bucks.

TELCON (118)

R.F. cables with Telcothene dielectric are shown and include types suitable for use at 10,000 Mc/s. The range includes coaxial and twin-wire types. Transmission lines intended for the amateur transmitter are shown and have impedances of 150Ω and 300Ω. There are also other cables, including high-voltage types for C.R. tube H.T. leads.

Various high-permeability alloys and glass-sealing alloys are also shown.

Telegraph Construction and Maintenance Co., Ltd., 22, Old Broad Street, London, E.C.2.

TENAPLAS (133)

A selection from the wide range of thermoplastic extrusions in polythene and polyvinyl-chloride is shown.

Tenaplas, Ltd., Upper Basildon, Nr. Pangbourne, Berks.

TRIX (20)

A.F. amplifiers with outputs ranging from 15 W to over 500 W are among the P.A. equipment produced by this firm; the model V885 is unusual in giving a 20-W output with AC/DC operation. Gramophone units and receivers are shown as well as horn-type loudspeakers, and there are 4- and 6-channel electronic mixers.

Trix Electrical Co., Ltd., 1-5, Maple Place, Tottenham Court Road, London, W.1.

TRUVOX (81)

A reduction of weight of 40 per cent and a depth roughly one-quarter of the diameter are advantages of the novel method of construction adopted in the "Wafer" series of loudspeakers. The magnet is enclosed within the depth of the cone and the magnetic circuit is completed by the chassis itself.

High-quality pickups shown include a ribbon type with a frequency range claimed to be linear between 25 and 20,000 c/s, a moving coil covering 40 to 16,000 c/s, and a "Ferrocoil" also with detachable sapphire needle, suitable for use without pre-amplification in normal radio-gramophones.

Truvox Engineering Co., Ltd., Truvox House, Exhibition Grounds, Wembley, Middlesex.

TUCKER EYELET (134)

This firm manufactures all types of eyelets for the radio industry. An

extensive range of soldering and connecting tags is included in the exhibit.

Geo. Tucker Eyelet Co., Ltd., Walsall Road, Birmingham, 22, Warwick.

TUNGSRAM (132)

Valves made by this firm cover a very wide range of types and replacements for most makes are available. So far as possible lists have been consolidated, and the valves included are adequate for most purposes.

The American and international octal range covers the requirements of most industrial control devices, amplifiers, domestic and car radio receivers. Octal-based "E" series valves are being continued, and there is a range of miniature button-based valves with standard B7G pin arrangements for personal portables and hearing aids.

British Tungfram Radio Works, Ltd., West Road, London, N.17.

ULTRA (13)

Among a wide range of broadcast receivers this exhibit includes the Model A511 auto-radio-gramophone. It covers 18.8-6 Mc/s, 1,500-545 kc/s, and 300-150 kc/s and has an output from push-pull tetrodes of 6 watts. A metal rectifier is used for H.T.

The T49 table model has flywheel tuning and the set is in three sub-units, two of which are hinged to allow ready access to the interior for servicing. The cabinet is of moulded plastic material in two shades of brown.

Ultra Electric, Ltd., 62, Buckingham Gate, London, S.W.1.

UNITED INSULATORS (128)

Among the latest products of this firm is a silvered-mica twin capacitor available up to 200 pF designed for use as the base of an I.F. transformer. Two sizes are made, one for midget I.F.s measuring ¾ in square and one for standard types of 1½ in square.

A departure from the traditional tubular, disc and cup shapes for small ceramic capacitors is made by the introduction of a wafer pattern for capacitances of from 10 pF to 100 pF.

United Insulator Co., Ltd., Oakcroft Road, Tolworth, Surbiton, Surrey.

V.8.E. (4)

Radio receivers and portable amplifiers are the main interest of this firm.

The V.8.E. lightweight portable amplifiers are designed to operate on A.C. or D.C. mains, 190-250 volts and the "Junior" model at ½24 is rated at 10 watts with two CL33 valves in push-pull. The V.8.E. 16-watt amplifier uses four CL33's in parallel push-pull.

V.8.E. Construction Co., Ltd., 5-7, Denman Street, London, W.1.



Sobell Model T107 receiver with (right) control panel down for broadcast reception and (below) up for television.

Taylor Model 20A circuit analyser.

Ultra T49 three-band receiver.


VARLEY (202)

Dry accumulators with capacities of 10 a.h. to 32 a.h. for radio purposes are shown and there is a hearing-aid model of 4 a.h. and 4 V which measures 3½ in by 3½ in by 1½ in and weighs 1 lb 8 oz.

Varley Dry Accumulators, Ltd., Bypass Road, Barking, Essex.

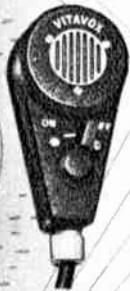
VIDOR (27)

A "pocket" receiver measuring only 8½ in by 3½ in and costing £17



Vidor Model CN 359 four-band receiver.

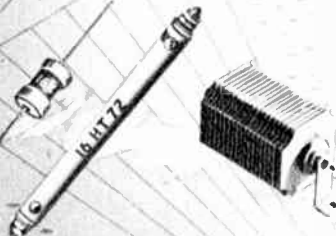
(Left) Wharfedale Varitone "loud-speaker.



Vitavox Type "B" moving-coil microphone.



(Below) Westinghouse rectifiers: types shown are 16K, 16HT72 and HT43.



(Right) Weymouth K-type coils.

(+£3 13s P.T.) is shown. It is a four-valve superheterodyne covering medium and long waves and including batteries and loudspeaker weighs 4½ lb.

There are two television sets, Models 369 and 370, with 9-in and 12-in tubes. They are superheterodynes and 19 valves are used in all.

Vidor, Ltd., West Street, Erith, Kent.

VITAVOX (54)

A wide range of microphones, loudspeakers and P.A. equipment is shown. It includes the "Bitone" reproducer with multi-cellular H.F. horn and 12-in L.F. cone speaker combined with cross-over filter network.

The "550" series of multicellular horn loudspeakers are designed as "tweeters" for high-quality domestic reproducers, and are available in 3- and 6-cell sizes.

Vitavox, Ltd., Westmoreland Road, London, N.W.9.

WEARITE (125)

I.F. transformers with dust-core trimmers are shown in several types. In the 550-type the size is 3½ in by 1½ in square and the coils have a Q of 115 at 465 kc/s; two different degrees of coupling are available in different models. The M400B type is 4½ in by 1½ in square and is for frequencies of 460 kc/s, 1.6, 2.1, and 4.86 Mc/s, the Q ranges from 90 to 120.

Miniature A.F. transformers measuring only 1½ in diameter by 1½ in high are shown, and include microphone, intervalve and push-pull types. There are ceramic rotary-type switches, a range of mains transformers and chokes.

Coil packs, containing aerial and oscillator coils for three wavebands, together with switching are on view, as well as the well-known range of P coils.


Synchronous and non-synchronous vibrators are shown, and there are Vibro power units, containing transformer, buffers and R.F. filters.

Wright and Weaire, Ltd., 2, Lord North Street, London, S.W.1.

WEBBER (149)

The exhibit of this firm consists of various proprietary makes of broadcast receiver, battery chargers, H.T. and L.T. batteries.

J. M. Webber and Co., Ltd., 244, Tottenham Court Road, London, W.1.

**WESTINGHOUSE (34)**

The latest pattern Westalite rectifier is now made in a variety of types covering most requirements of H.T. and E.H.T. supply in radio equipments. These models are smaller, lighter and more efficient than earlier types.

Westinghouse are showing seven units, HT43 to HT49 inclusive, for use in A.C. receivers and a special range of 16H tubular rectifiers for E.H.T. supply in C.R. equipment and television sets. Two 16H units in a voltage doubling circuit will give over 8,000 volts D.C. at 8 mA.

A 16K miniature rectifier is available giving 150 volts D.C. at a few milliamperes for use in test apparatus, also some improved copper-oxide Westectors in miniature and hermetically sealed types.

Westinghouse Brake and Signal Co., Ltd., 82, York Way, London, N.1.

WEYMOUTH (142)

A new range of dust-core coils in cans measuring 2 in by 1 in by 1 in is shown on this stand. These K-type coils cover 33-2,000 m and there are air-core models for 12-35 m.

Several coil packs for three wavebands are made and include switching and trimmers. There are permeability tuners of both the straight and superheterodyne types. They can be supplied to cover any two bands between 150 kc/s and 15 Mc/s.

Weymouth Radio Manufacturing Co., Ltd., Crescent Street, Weymouth, Dorset.

WHARFEDALE (150)

A new cabinet-type loudspeaker designed for schools is shown. Known as the "Varitone" it employs an 8-in moving coil unit with a bass resonance at 45 c/s and the phase inversion opening at the bottom of the cabinet is fitted with a door which is closed when reproducing speech.

The twin speaker corner cabinet, for which a frequency range of 40-18,000 c/s is claimed, employs a 10-in unit for high and a 12-in unit for low frequencies, with an electrical separator unit giving a cross-over at about 1,000 c/s. This separator, which is suitable for loudspeaker impedances of 2 to 15 ohms and will handle 30 watts, is available as a unit, price £3 15s.

Wharfedale Wireless Works, Bradford Road, Idle, Bradford, Yorks.

WINTER TRADING (138)



These wholesale distributors and factors are exhibiting equipment by many of the well-known manufacturers. Components form a large part of the exhibit.

Winter Trading Co., Ltd., 6, Harrow Road, London, W.2.

First Appearance at Radio Olympia

STAND No. 36 GRAND HALL

You'll see television at its brightest and clearest when you meet the modern R.G.D. television receiver—No. 2547 T.R.—making its first public appearance at this year's "Radiolympia." This new instrument is presented as a worthy companion to the famous radio-gramophones which for years have been acclaimed the "Aristocrats of Radio." All television models and the seven and ten valve all wave auto-radio-gramophones—746G, 1046G and 1048G—will be demonstrated daily throughout the exhibition.



The Aristocrat of Radio

RADIO GRAMOPHONE DEVELOPMENT CO. LTD.

BRIDGNORTH

SHROPSHIRE

LONDON

BIRMINGHAM

MANCHESTER

Temporary Service Premises.

Sales and Service:

Sales and Service:

48, Nine Elms Lane, S.W.8

187, Corporation Street, 4

12, Cateaton Street, 3

Tel: MACaulay 5592

Tel: CENTral 2403

Tel: BLAckfriars 1951

RADIOLYMPIA *highlights this*



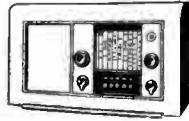
wonderful **EKCO** Range!



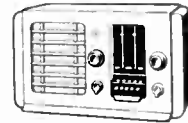
A52 A.C. Superhet
26 gns. plus £5.17.5d.
tax



A44 A.C. Superhet 17 gns.
plus £3.16.9d. tax and B53
Battery Superhet 15 gns.
plus £3.7.9d. tax



A28 Bandspread
A.C. Superhet 32 gns.
plus £7.4.6d. tax



A73 A.C. Superhet and U49
AC/DC Superhet 22 gns.
plus £4.19.6d. tax (both
models)




C36 A.C. Radio
Console 32 gns. plus
£7.4.6 tax



A33 "Radiotime" for
A.C. mains 23 gns.
plus £5.3.11d. tax



U29 "Second Set" for
AC/DC operation 14 gns.
plus £3.3.3d. tax



TS46 Table Tele-
vision. Price to be
announced



RG35 A.C. Radiogram
55 gns. plus
£12.8.4d. tax



ARG37 A.C. Auto-
Radiogram 120 gns.
plus £27.1.10d. tax



TSC48 Television plus
Radio. Price to be
announced



TSC30A Television
Console 66 gns.
plus £15.15.4d. tax



CR32 Car Radio
21 gns. plus £4.14.10d.
tax



ES31 Extension Speaker
£3.10.0d. free of tax



CC65 Switch Clock
£5 plus £1.2.0d. tax

Ekco Television In-
door Aerial £1.10.0d.
free of tax

Ekco Car Radio
Aerials CA57 27/-
CA71 31/6

Quality plus reliability and outstanding performance . . . these are the characteristics of Ekco Radio and Television. Those who know Ekco's background will affirm that this is the result of a combination of brilliant scientific conception, painstaking development and the maintenance of a standard of electrical and mechanical efficiency unsurpassed in the industry. **See them on Stand 46.**

Unbiased

By **FREE GRID**

**Juan Fernandez,
1947**

SOMETIMES amid the turmoil of modern life with its incessant jangling of telephones and clatter of typewriters, I find myself longing for the solitude of Alexander Selkirk as he sat on the beach at Juan Fernandez wondering with some satisfaction what particular crisis he was missing at home. There must be many like me in this respect and I am happy to be able to tell everybody that I have found at least one place where one is as much cut off from the outside world as the unfortunate Mr. Selkirk, and that is in a British railway train.

When travelling in one of these archaic monsters the other day I suddenly remembered that I had not told Mrs. Free Grid I should be away for a few days. Reaching automatically for the 'phone I was brought up sharply by the realization that for no apparent reason, despite all our much vaunted carrier-current system, not a single train in this country is fitted with a telephone call box nor even a telegraph station. I was, I reflected, far more cut off than was Mr. Selkirk who could at least have put messages in bottles and thrown them into the sea—that is if he had possessed any bottles.

Thinking of bottles reminded me that I could obtain one of these from the dining car, stick a message and a ten shilling note inside it and hurl it out as we rushed through a way-side station. The dining car attendant pointed out, however, that this



Red tape run riot.

was a breach of the company's regulations regarding the hurling of bottles from windows whereby plate-layers might be injured.

I determined, therefore, to avail myself of the privilege whereby on payment of £5 a train may be stopped by pulling the communication cord, and I took from my wallet the necessary pound notes to hand to the guard. To me this seemed, and still does seem, a simple enough business transaction whereby one pays, although rather stiffly, for a service rendered. But not a bit of it! Those who talk of the red tape that is likely to be rampant when the railways are nationalized seem to imagine that it is non-existent now. The contrary is true, for not only did the guard refuse to accept my £5 but the whole time-wasting and money-wasting machinery of the law, for which you and I pay, had to be set in motion solely to fulfil the requirements of red tape. In the end, of course, I had to pay over exactly the same £5 (plus needless costs) which could have been paid in the first place without any fuss or bother.

As a result of my experience, I cannot help reflecting that if marooned railway travellers cannot have a telephone service, they might at least be provided with a broadcast listening service (headphones only, of course). This is especially necessary now that the newsprint cuts mean that it is no longer possible to buy a newspaper with sufficient reading matter to while away the tedium of a long journey.

Conversational Counterblast


THE factory-made wireless set that enhances the furnishing scheme of almost every British home, be it cottage or castle, contains very little that has not originated in the fertile brain of an amateur. Even where the originator of an idea has been a member of the research staff of some radio manufacturer, he has generally first thought of it when in his bath or at some similar moment of his time not purchased by his firm.

Recently I had further proof of the above when there was demonstrated to me a receiver specially designed to fill a very interesting need of an unorganized section of the listening public for whom no manufacturer cares a sailor's farewell, which

is, I understand, a rather less refined version of the expression recently made famous in government circles.

I chanced to be on a visit to a friend living near London Airport where, of course, domestic wireless reception during the passing overhead of a plane is made virtually impossible. I was listening to a talk in the B.B.C.'s "Quiet Hour" series when the roar of an approaching plane was heard and I stretched out my hand to turn the volume up, but before I could do so it increased automatically. By the time the plane was overhead the whole place was filled with the stentorian roar of the broadcaster reading the late Poet Laureate's "Into the silence."

With the passing of the plane the reader's voice gradually died down in happy synchrony with the sentiments expressed in the poem. Long



Peace, perfect peace.

before the poem had come to its appointed end I was up and doing, carrying out an investigation into the innards of the set to see what produced this phenomenon. In addition to the aerial lead-in I found a pair of leads running up to the roof where I discovered a carefully positioned microphone. This picked up the noise of the approaching plane and triggered off a special A.V.C. arrangement, rather in the manner of Vogad—faithfully dealt with by "Cathode Ray" in the issue of *Wireless World* for July 20th, 1939, which brought a super amplifier temporarily into circuit.

Needless to say I at once saw the immense possibilities of the invention for something far more pressing than overcoming the noise of planes. I hurried home and set about the necessary alterations to my receiver and I am glad to say that I was able to test it out the very next afternoon at one of Mrs. Free Grid's interminable "at homes." The receiver rose nobly to the occasion. For the first time in my life I succeeded in listening to the B.B.C. programmes throughout the whole of the afternoon's interminable proceedings.

Transformers—Obvious and

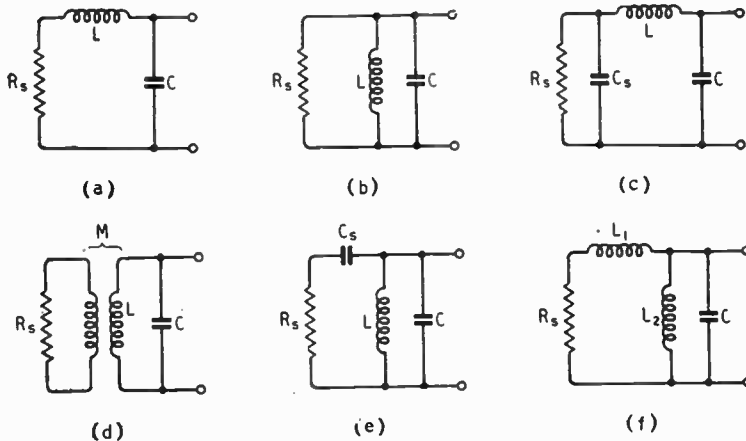


Fig. 1. These are some of the "transformer" couplings explained. The resistance R_s is converted by them to

- (a) $\omega^2 L^2 / R$
- (b) R_s
- (c) $\frac{C_s^2}{C^2} [R + 1/(\omega^2 C_s^2 R_s)]$
- (d) $L^2 R_s / M^2$
- (e) $1/\omega^2 C_s^2 R_s$
- (f) $\omega^2 L_1^2 / R_s$

measured between the terminals in each case. ($\omega = 2\pi f$).

A FEW months ago, while reading one of the more learned articles in this journal*, I came across the following statement:

"The aerial or other source of signal is usually coupled to the first valve *via* some network consisting of at least one circuit tuned to resonance; this acts as a transformer, and the aerial therefore appears to the valve as a resistance having some value RA which depends on the transformer ratio."

As it was not an article for beginners, the author quite rightly proceeded on his argument without further explanation of this fact; but it struck me in passing that it might not be obvious to all how a single tuned circuit can act as a transformer, nor did I remember having seen

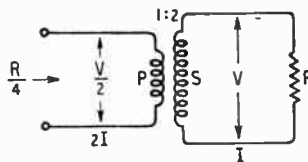


Fig. 2. Interposing a perfect 1:2 transformer has the effect of dividing the resistance R by 2^2 , so far as the terminals on the left are concerned

the point explained in any elementary book. (I am now looking forward to receiving numerous autographed copies of elementary books with the passages on this subject prominently marked.)

The author of the article showed several examples of the sort of circuit he had in mind, reproduced here as Fig. 1. There will be no difficulty in identifying *d* as a transformer, but how about *a*?

One of the things that the books do explain is how resistance (or any other impedance) is, in effect, transferred from one winding of a transformer to another.

If the coupling is 100 per cent, and the ratio is 1:1, then from the primary's point of view it is all the same whether a resistance is connected across the secondary or the primary. The ratio being 1:1, voltage and current are

the same on both sides, so $\frac{\text{voltage}}{\text{current}}$ (i.e., the impedance) is obviously

the same too. But if the resistance is connected across a secondary winding having twice the number of turns, as in Fig. 2, the primary voltage is one half and the primary current is twice that through the secondary resistance, so the resistance of R looked at from the primary side is one quarter of R . More generally, the voltage across the primary of a perfect 1:n transformer is $1/n$ of that across the secondary; the load current is n times as much; so the impedance is $1/n^2$ times the impedance across the secondary. Splitting impedance up into its components, resistance and inductance are effectively multiplied by $1/n^2$, and capacitance by n^2 .

If the coupling is less than 100 per cent, the problem is not so simple but still quite manageable. One considers the transformer as a combination of a perfect one (representing the proportion that is coupled) with inductances in series (representing the uncoupled

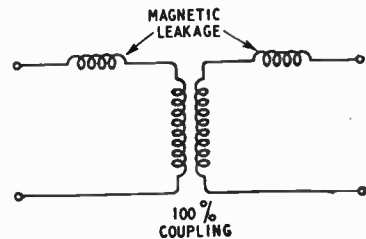


Fig. 3. An incompletely coupled transformer can be represented as a combination of a completely coupled transformer and two completely uncoupled coils (either of which can be "transferred" to the other winding, to make only one).

parts of the windings), as in Fig. 3.

Going back to our very simple case in Fig. 2, there is no change in principle if the winding with the smaller number of turns is made common to both, giving an auto-transformer (Fig. 4a). Simpler still, if the ratio is 1:1, as in Fig. 4b, then it is quite obvious that the resistance, referred to the primary (which in this case happens to be the secondary, too) is R .

What about the inductance in parallel, you say? Well, if the

* "Noise Factor" L. A. Moxon May 1947 p. 171.

Otherwise

"BY CATHODE RAY"

Things Not Appearing on the Diagram

transformers we have been thinking about are low-frequency ones, with substantial iron cores and many turns, their primary inductances are generally so large that the current taken by them (the "magnetizing current") can be neglected in comparison with the current resulting from connecting load. But the doubtful-looking "transformers" in Fig. 1 were definitely intended for high frequencies, in which case the complicating effect of the parallel inductance can be disposed of even more perfectly, by tuning it; i.e., connecting in parallel with it an equal impedance of the opposite kind—capacitance (Figs. 4c and 4d).

From the point of view of the supply terminals, the currents through L and C, being in nearly opposite phase, nearly cancel out, leaving the equivalent of a high resistance, known as the dynamic resistance, though "Diallist" (very sensibly, it seemed to me) suggested that it might be called the "rejectance," seeing that it is the net impedance of a rejector circuit. Whatever it is called, this resistance can be merged with the parallel load resistance R, which is thereby reduced. The effect of the tuned circuit on the supply being represented now by an adjustment of the value of R, there is no longer any need to show the mutually cancelling L and C, and we finally arrive at Fig. 4d.

A 1:1 transformer can hardly be considered a transformer at all, because it has no power to change the effective load resistance. And none of the arrangements shown

in Fig. 1 looks like a step-up or step-down auto-transformer, because no tapped coil is visible. But they all depend on well-known principles, all of which we have already used in connection with Fig. 4. They are:

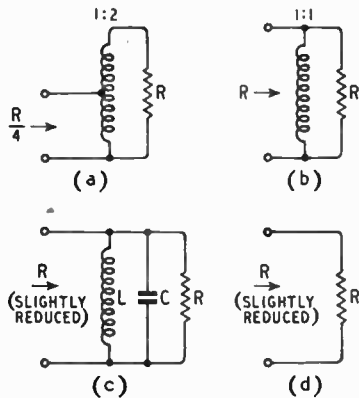


Fig. 4. Working back, via an auto-transformer, to the direct connection of a load resistance R.

(1) The impedances of inductances and capacitances. These depend on frequency, and as they tend to cancel one another out they are given opposite signs:

$$X_L \text{ (inductive reactance)} = \omega L \text{ ohms}$$

$$X_C \text{ (capacitive reactance)} = -\frac{1}{\omega C} \quad (\omega = 2\pi f)$$

(2) The usual rules for combining impedances in series and in parallel. Any number of impedances of the same kind (R, X_L or X_C) in series can be reduced to one, by simple addition. Reactances of the opposite kind can be reduced in the same way if the signs are observed; but R and X have to be "added at right-angles" ($Z = \sqrt{R^2 + X^2}$) or by the magic j if you prefer it. In Fig. 5a, if the length of R_s represents the resistance, and X_{Ls} an inductive reactance in series with it, Z represents by its length the magnitude of the total impedance, and by its angle the phase. If R and L are in parallel, the procedure is the same, except that the lengths have to represent the reciprocals (Fig. 5b).

(3) Putting Figs. 5a and 5b together, it is easy to see that it is possible for the impedance to be the same in both. In other words, given R and X in parallel, it is possible to substitute another R and X in parallel which are equivalent. And *vice versa*. But as X depends on frequency, they are equivalent at only one par-

ticular frequency. Making Z the same in both circuits, the equivalents work out as:

$$R_S = \frac{R_P X_P^2}{R_P^2 + X_P^2} \quad X_S = \frac{R_P^2 X_P}{R_P^2 + X_P^2}$$

$$R_P = \frac{R_S X_S^2}{R_S^2 + X_S^2} \quad X_P = \frac{R_S^2 X_S}{R_S^2 + X_S^2}$$

These are extraordinarily useful formulae. And very often, especially in high-frequency circuits, they can be simplified. If the series reactance is considerably greater than the resistance—say at least five times greater—or the parallel reactance is much less than the resistance, then $R_s^2 + X_s^2$ is nearly the same as X_s^2 , and it is accurate enough to say:

$$R_S = \frac{X_P^2}{R_P} \quad X_S = X_P$$

$$R_P = \frac{X_S^2}{R_S} \quad X_P = X_S$$

In a tuned circuit the reactance is cancelled out by one of the opposite kind, leaving resistance only. R_P is what is called the dynamic resistance, or "rejectance"; while "Diallist's" name for R_s is "acceptance."

Armed with the three principles summarized above, one can easily

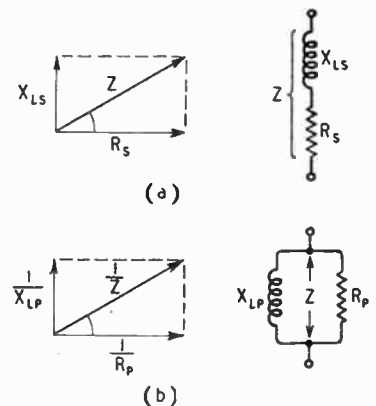


Fig. 5. The well-known vector diagram ("completing the parallelogram") method of adding resistance and reactance (a) in series and (b) in parallel. If the resultant Z is the same in both cases, then X_{Ls} and R_s in series are equivalent to X_{Lp} and R_p in parallel—a very useful dodge in circuit calculation.

Transformers—Obvious and Otherwise—

reduce the examples in Fig. 1 (except the recognizable transformer, *d*) to their equivalents. Take *a*, for a start. Assuming R_s is relatively small, R_p follows at once as X_s^2/R_s (which of course is $\omega^2 L^2/R_s$), and X_L and X_C cancel out at resonance. So this is a suitable circuit for matching the usually low resistance of an aerial to the high input impedance of a valve. It is the equivalent of a $R_s : X$ step-up transformer. ("X" in this can be either the L or the C kind, because when in tune they are equal).

Circuit *f* is just the same, except that there is already a parallel inductance, L_2 . So it is necessary that the reactance of L_1 and L_2 in parallel tune with C. The conversion formula is as in *a*; but as L_1 can—in fact must—be greater than is needed to tune with C by itself, the object of this circuit would be to get a bigger step-up ratio than with *a*.

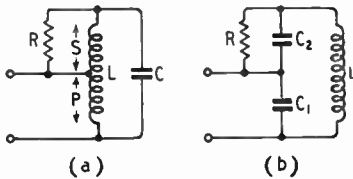


Fig. 6 (a) is obviously a transformer. (b) is an alternative form, tapped on the capacitance side.

Circuit *e* is the same as *f* except that the series reactance is capacitive, and the formula is modified accordingly.

Circuit *c* is a little trickier, because R_s and C_s in parallel must first be converted to series equivalents; the series reactance then partly cancels out with the reactance of L. The balance (which must be inductive) tunes C, and the series resistance is converted to its parallel equivalent. This double conversion means that with normal component values it is suitable for smaller ratio transformations than *a*, *e* and *f*. An advantage is that in very high-frequency apparatus, where the difficulty is to avoid excessively low reactances, L is tuned by two capacitances in

series, so can be larger than otherwise. C_s and C might be the irreducible output and input capacitances of valves, for instance.

This suggests a new line of thought, which I shall try to develop next month; but in the meantime there is a way of looking at Fig. 1c that may be more helpful than this series-parallel-series business. Fig. 6a is obviously a tuned transformer, in which the terminals are connected to the primary winding and R is across the secondary. R can be converted to any other value, seen at the terminals,

by varying the tapping on the coil; i.e., the ratio of the transformer. It is a type of transformer very commonly used to couple anode to grid circuit in a valve oscillator, and is then known as the Hartley circuit. But an alternative is the Colpitts circuit, which is similar except that the capacitance, instead of the inductance, is "tapped" (Fig. 6b). The ratio is then determined by the ratio of C_1 to C_2 , remembering that the reactance of the two in series corresponds to that of C in Fig. 6a.

In case you haven't noticed it, Fig. 6b is Fig. 1c.

BOOK REVIEW

Elementary Radio Servicing. By William R. Wellman. Pp. 260 + xi. Macmillan & Co., Ltd., St. Martin's St., London, W.C.2. Price 21s.

THIS book is intended to meet the requirements of those who have had instruction in the theory and practice of wireless apparatus but who are inexperienced in fault-finding. The arrangement of the book is unusual; it is divided into chapters dealing with different parts of the equipment, but each chapter consists of a few pages only of general explanation together with a number of so-called "Job Sheets". These are followed by a number of questions for the student, but answers are not given.

The Job Sheets are really potted instructions for testing particular parts of a circuit or particular components. For instance, the chapter on A.F. amplifiers has four sheets; for a pentode output stage, for a 25L6 beam-power stage, for a triode push-pull stage, and for a self-balancing phase-inverter circuit. Under the heading "Procedure" the author almost invariably starts by advocating voltage measurements and he gives figures of the voltages to be expected at various points in normally designed equipment.

The examples quoted above show some confusion of thought on the part of the author, for there is no difference from the fault-finding point of view between pentode and beam tetrode stages. The only difference between the two stages quoted lies in the applied voltages. Furthermore, defects in the input coupling capacitor are treated in one only and the impression is thus given that they are peculiar to that one instead of being equally applicable to both

The testing of the phase-inverter circuit is particularly badly done. In the first place the circuit shown is not of the self-balancing type it is claimed to be, but is one in which the balance depends on the maintenance of the correct ratio of two resistances in relation to the gain of a stage. In the second place, after a lengthy discussion on voltage checking, there is a brief reference only to checking the balance with an A.F. input, but no indication at all of what is to be done if the circuit is then found to be unbalanced.

In a section headed "The Volt-Ohm-Milliammeter" there is no reference whatever to the milliammeter and the use of this instrument in fault-finding receives no mention at all.

The book is of American origin and the references to circuit techniques are to American practice. Although the ground covered is wide, the treatment is superficial.

W. T. C.

BOOKS RECEIVED

Radio Test Instruments.—By Rufus P. Turner. Most of the material in this American book has appeared during the past five years in *Radio News*, and is concerned mainly with the building of test gear—from simple current and voltage meters to signal generators. 221+xv pages, with 182 diagrams and illustrations. Ziff, Davis, Ltd., The Grampians Building, Western Gate, London, W.6. Price 25s.


C. & W. Press Handbook.—The third edition of this booklet includes, in addition to cable tariff rates, details of the cable and radio facilities afforded by Cable & Wireless and its associated companies throughout the world. 36+xii pages. Cable & Wireless, Ltd., Electra House, Victoria Embankment, London, W.C.2.

BELLING-LEE QUIZ (No. 16)

Answers to questions we are often asked by letter and telephone

Q. 46. What are you showing at Radiolympia ?

A. 46. NEW SKYROD. NEW ELIMINOISE.



The new Belling-Lee "Skyrod" will be 18 feet long, in three sections, of high tensile alloy, for chimney mounting. Instead of one set of transformers for the "Skyrod" and another for the "Eliminoise," there will be one set only, which will normally be used with the "Skyrod," but may also be used with a horizontal aerial, or attached to the cross bar of a television dipole (Belling-Lee U.K. patent No. 520628) to enable the reflector to be used as an anti-interference aerial. As we have been unable to improve the electrical design, this has been left as in the original "Eliminoise," the performance of which has never been equalled. We have, however, considerably improved the mechanical design of both the aerial and receiver transformers. They have been "streamlined" inside and out. All parts necessarily so, are easily accessible and much time will be saved in installation. A very real facility has been added to the receiver "Eliminoise" which is intended to be fixed to the skirting board, and is provided with a coaxial output, the new Belling-Lee coaxial plug and socket being incorporated. The lead to the receiver consists of a 5ft. coaxial cable with its appropriate plug to the transformer, the set end terminating with two O.Z. 1/8in. dia. plugs soldered on, the junction being a polythene moulding. We would remind readers that the wave bands covered are 10-50; 200-560; 1,000-2,000 metres.

The illustration (left) shows the new "Skyrod" mounted on a chimney. Kit No. L618.



The above illustration is of our new "Eliminoise," Kit No. L308K, including Transformers, Cable, Aerial and Earth wire, Insulators and a Receiver connecting lead. U.K. Patents No. 477218, 479118.

We are also showing a full range of TELEVISION AERIALS including the comparatively new INDOOR TELEVISION AERIAL FOR ATTIC OR LOFT. This is intended for districts where field strength is strong. It has very distinct minima, which can be used against interference. Can be used indoors, or is supplied with metal mast and lashings for chimney mounting. If you do not already know them, see also the "WINROD" WINDOW AERIAL and the "CAROD" CAR AERIAL.

A.B.8A VALVEHOLDER has been added to the range of other well-known types which include HIGH VOLTAGE VALVEHOLDERS.

THERMAL CUTOUTS for the protection of fractional h.p. motors are being shown and demonstrated, a motor being run which may be stalled by a brake. The action of the cut-out being brightly illuminated is observed through a powerful lens. Cutouts are a rapidly increasing part of our production, and our engineers will be glad to discuss these with engineers of firms who are interested.

A range of FILTERS FOR THE SUPPRESSION OF H.F. INTERFERENCE is shown. Most of these have been re-designed since last Radiolympia, to take care of the higher frequencies now more commonly in use.

SPARKING PLUG SUPPRESSORS and DISTRIBUTOR SUPPRESSORS are available to prevent motor cars from interfering with

television; incidentally, every employee of every exhibitor should have his car suppressed.

AMATEURS will find that they are interested in practically everything shown and will be made specially welcome. Our AMATEUR AERIAL KIT is already fairly well known.

COMPONENTS include a full range of TERMINALS; improved single, double and multi PLUGS AND SOCKETS; a comparatively new range of COAXIAL PLUGS AND SOCKETS, single, twin "T" section and couplings; FUSES AND FUSEHOLDERS, including a fairly new miniature panel fuseholder; also GLASS SEAL TERMINALS.

We are proud of our production, but, although in general our deliveries are as good as most, we are anything but proud of them, nor are we complacent. We do our best and crave your patience although we are ourselves impatient.

Radiolympia 1947
STAND No. 33

BELLING & LEE LTD
CAMBRIDGE ARTERIAL ROAD, ENFIELD, MIDDXX

RADIO · TELEVISION · RECORDS
V.H.F. RADIO-TELEPHONE EQUIPMENT
COMMUNICATION TRANSMITTERS &
RECEIVERS · MARINE & AIRBORNE RADAR
VELOCITY MODULATED OSCILLATORS



MOBILE TELEVISION UNIT · TELEVISION
FILM CHANNEL · EMITRON CAMERAS
MULTIPLIER PHOTO CELL · DISC &
MAGNETIC TAPE · RECORDING & REPLAY
EQUIPMENTS · DIELECTRIC PRE-HEATERS

For the Design, Development & Manufacture of **ELECTRONIC EQUIPMENT**

ON the E.M.I. Stand in the Electronic Section of Radiolympia the following Companies are exhibiting:

E.M.I. Engineering Development Ltd.,
E.M.I. Research Ltd.,
E.M.I. Factories Ltd.,
E.M.I. Institutes Ltd.

On this Stand the technical enthusiast will find a wide range of highly interesting electronic equipment.

TELEVISION

The Television Section includes examples of the most recent Emitron Camera developments; typical pulse generating equipment; a scale model of an E.M.I. Mobile Television Van and one of the very latest achievements of E.M.I. Research Laboratories — an entirely new Film Channel. All of these items were developed in the E.M.I. Laboratories, first in the field with Electronic Television.

RADAR

Other sections of the Stand show examples of specialised electronic devices developed and produced by E.M.I. for war-time purposes and now being applied to peace-time uses. Exhibits include "Rebecca" — the beam system for aircraft; marine and light-weight radar equipment and other such gear.

ELECTRONIC HEATERS

The application of electronic technique to industry is exemplified by the range of R.F. Dielectric Pre-Heaters also exhibited on the Stand. The models shown were specifically designed for the plastic moulding industry, but many other industrial applications are now possible.

RECORDING GEAR

A variety of Recording Gear is displayed including a Portable Magnetic Disc Recorder, and a Magnetic Tape Broadcast Recorder, both with replay apparatus.

COMMUNICATIONS EQUIPMENT

Several examples of the numerous Communication Transmitters and Receivers developed by E.M.I. are also on view, including a V.H.F. Radio-Telephone equipment.

SPECIAL EQUIPMENT

It is not practicable within the space available to display more than a selection of the varied electronic equipment produced by E.M.I., which includes Television Transmitters; Monitoring and Studio equipment for complete Television installations; Emiscope Cathode Ray Tubes for radar and other purposes; Velocity Modulated Oscillators covering centrimetric wave-lengths for airborne and marine navigation and for Infra-red viewing apparatus; specialised Electronic Measuring instruments and a wide assortment of intricate Radio-Testing instruments.

However, qualified staff will be in attendance on this Stand during the exhibition and will be pleased to give information and answer enquiries from both overseas and home visitors as to the full field of Research, Development and Manufacture covered by the E.M.I. Group.

NOTE: Students and technicians will be interested to find on this Stand full information about E.M.I. Institutes, the new College which has been established by E.M.I. to provide elementary and advanced tuition in electronic science.

VISIT STAND NO. 212 AT RADIOLYMPIA

Electric & Musical Industries Ltd

MAIN FACTORIES AND HEAD OFFICE

HAYES MIDDLESEX ENGLAND

SUBSIDIARY COMPANIES AT ATHENS · AMSTERDAM · BARCELONA · BRUSSELS · BUENOS AIRES · CALCUTTA · COPENHAGEN · DUBLIN
STANBUL · MILAN · PARIS · RIO DE JANEIRO · SANTIAGO · SHANGHAI · SINGAPORE · STOCKHOLM · SYDNEY · WATERFORD · WELLINGTON
E.11

Television Receiver Construction


8—Receiver Unit

AT high frequencies the use of high-conductivity material for the chassis must be considered essential. As the R.F. currents do not penetrate deeply into the material, it would be economical to use steel with copper or silver plating. However, it is simpler to use sheet copper, and the thickness needed is governed by mechanical considerations.

As shown in the photographs, the vision and sound chassis are of channel section and are bent from pieces of No. 20 gauge copper sheet. Cross screens, cut away to clear the valveholders, are fitted, and No. 26 gauge is adequate for these. The two chassis are bolted together after the cross screens have been fitted and it is, of course, necessary to use countersunk-head screws for those in the adjacent faces of the chassis.

The V.F. stage is carried in a compartment above the rear of the main chassis. This economizes in space and brings the V.F. output close to the base of the C.R. tube. For this, brass is adequate, but there is no objection to copper if it is preferred.

It is essential to pay particular attention to obtaining very short direct leads, and it is especially important to make sound soldered connections to the chassis for all earth points.



In this view of the complete receiver the R.F. unit is shown tilted up for access to its underside. The focus and brightness controls can be seen fitted to a small panel which can be mounted in any convenient place.

are the earthy heater, internal screen, grid and cathode connections, while on the output side there are the non-earthy heater, screen, anode and suppressor connections. The second internal-screen connection falls immediately beneath the cross screen.

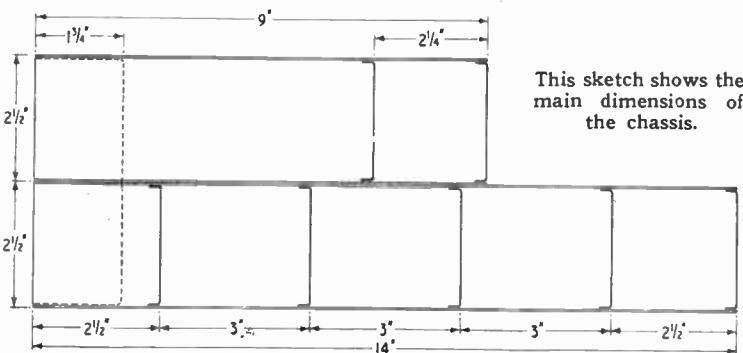
This last is earthed by a short lead soldered to the chassis on the input side of the cross screen and the suppressor is similarly earthed, but on the output side. The earthy-heater tag is earthed

The earthy heater, adjacent internal screen and centre spigot are all joined together on the valveholder. In addition, there are a short lead from "internal screen" to chassis, one very short lead from "internal screen" to chassis, and one very short one from the centre spigot to the cross-screen. This last connection is important.

The screen and anode decoupling capacitor is mounted on the cross screen on the output side and the 0.001- μ F main bias-resistor by-pass capacitor is held by the same screws on the input side. A small hole is drilled through the cross screen adjacent to the earthy ends of the capacitors and a wire passed through it is soldered to the two capacitors, to the screen and to the suppressor tag on the valveholder.

The H.T. side of the decoupling capacitor is joined directly to the screen tag on the valveholder and also supports one end of the decoupling resistor.

The 50-pF cathode capacitors are supported in the wiring over the valveholder and soldered directly with the shortest leads to the cathode tag and the internal-screen tag adjacent to the heater. The main 100- Ω bias resistor is soldered across the



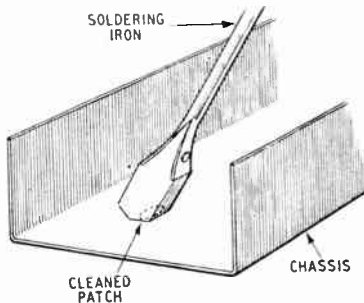
This sketch shows the main dimensions of the chassis.

The cross-screen divides the valveholder leads into two groups which fall into adjacent compartments. On the input side there

to the chassis as closely as possible to it and a short lead is run along adjacent to the chassis for the live heater lead.

Television Receiver Construction—
0.001- μ F cathode capacitor with
the 33- Ω resistor from the un
earthed end to cathode.

It is necessary to provide some
support for the H.T. ends of the
220- Ω anode and screen de-



Illustrating the kind of soldering-
iron most suitable for making
sound joints to a copper chassis.

coupling resistors. There are
many ways of doing this. The
one adopted is particularly neat,
but a little troublesome because
the supports are specially made.
A short length of $\frac{3}{8}$ in insulat-
ing rod has a 2 B.A. thread run
on it and a small hole drilled
lengthwise down its centre. A
tightly fitting piece of wire is
pushed through the hole and the
whole forms a lead-through in-
sulator which is secured in a
hole in the cross-screen by two 2
B.A. half-nuts.

Now it will be clear from the
above that there are a good many
soldered connections to the chas-
sis. If this job is tackled in the
right way and with the right
tools there is nothing difficult
about it, but it is impossible to
make good joints if one adopts
an ordinary soldering technique.
This is because of the high heat
conductivity of copper, which
makes it difficult to raise the tem-
perature of a small piece of the
chassis sufficiently.

The average soldering iron is
quite useless for the job. It is
essential to have a big heavy bit
so that it can store an adequate
quantity of heat; the smallest
satisfactory bit weighs about
 $\frac{1}{2}$ lb. It is essential to have an
adequate contact area between
the bit and the chassis so that the
heat can flow rapidly from the
"iron" to the chassis. A long
tapered bit is useless. The bit

should not taper at all until it
is close to the end, and it should
then have a blunt, wedge-shaped
nose. The whole flat end of one
side of the wedge can then be
placed in contact with the chas-
sis.

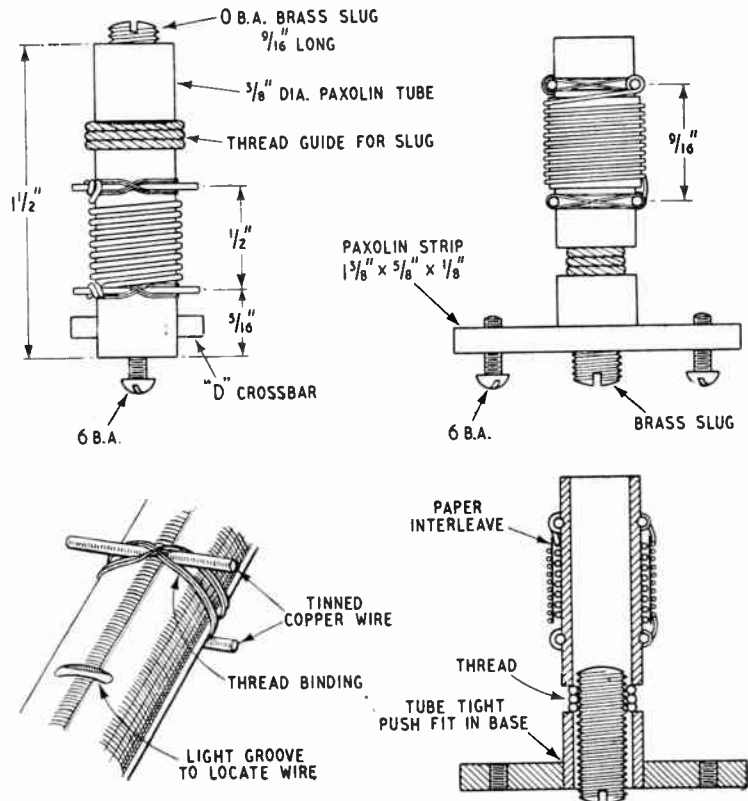
The sort of bit that is satisfac-
tory, and the simplest way of
soldering the leads to the chassis
are shown in the sketch. A small
area is scraped quite clean, say,
with the end of a screwdriver, and
a piece of rosin-core solder about
 $\frac{1}{4}$ in long is placed on the clean
patch. The iron must be clean
and really hot. It is placed on
top of the solder, which it melts
almost instantly, and pressed
against the chassis. After some
5-10 seconds the copper chassis
will locally be hot enough, and
a slight rub of the iron will make
the solder take. The previously
tinned lead is then slipped under
the nose of the iron and held per-
fectly still while the iron is re-
moved and the solder cools.

All this sounds rather difficult,
but it is not, and a little practice


will enable sound joints to be
made with ease. It is worth tak-
ing a little trouble to acquire the
knack, for bad joints will be a
perpetual source of trouble. It
will probably be hard to obtain
an electric iron with the right
shape of bit for the job, and it
is best to use a plain one heated
by a bunsen burner or a blow-
lamp.

The photographs which illus-
trate this article show the details
of the wiring where they are im-
portant. They are substantially
the same in all compartments,
there being only minor differences
brought about by the trap cir-
cuits.

The coils themselves are un-
screened since in view of the low
stage gains they are far enough
apart for magnetic coupling to be
small and the cross partitions pro-
vide screening for the electric
fields. They are double wound,
not to provide a band-pass effect,
for this is obtained by stagger
tuning, but to save coupling
capacitors and to provide separate



These drawings show the details of the R.F. coil construction. Winding
data is given elsewhere.



These three photographs show in detail the arrangement and wiring of the R.F. stages. The centre one shows T2 coupling V1 (right) to V2 (left), while the right- and left-hand pictures show the same compartment from different angles.

earth return circuits for the anode and grid circuits of adjacent valves. This helps considerably in obtaining stability at high frequencies.

Drawings of the coil details are given. They are wound on a $\frac{3}{8}$ -in outside diameter $\frac{1}{2}$ -in wall Paxolin tube and fitted with 0 B.A. brass slugs for tuning. An internal "thread" is provided by the simple expedient of cutting away two segments of the wall of the tube and winding this with thick thread; this should be done with the slug in place.

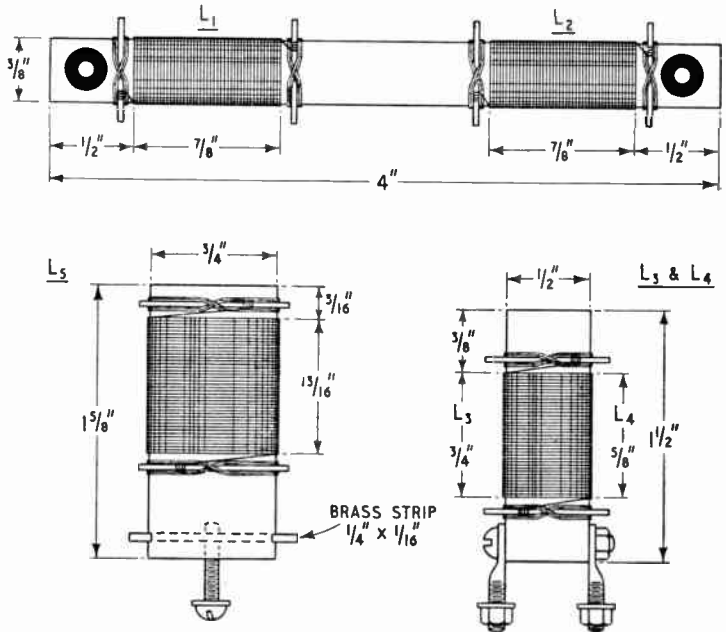
Thin wire is used for all the vision-channel coils, since losses are unimportant as the circuits must be heavily damped to obtain the bandwidth. The effect of coil losses is, therefore only to modify the damping resistors needed.

This does not apply to circuits operative on the sound channel, either in the sound amplifier or as rejectors. Heavier wire is used here, but in spite of the higher losses as compared with copper, brass slugs are retained in the interests of uniformity. Copper slugs are better in theory, but the difference is not enormous and 0 B.A. copper rod is not easy to obtain.

Two forms of coil mounting are used. As can be seen from the

photographs the sound-channel coils, the rejector and one vision-channel coil are mounted in the usual way by a 6 B.A. screw through the chassis into a short metal rod passing through holes in the side of the former.

The other coils are mounted by a Paxolin plate which has two holes tapped 4 B.A. for fixing screws and a hole fitting tightly on the outside of the coil former. The former is pushed into this hole and flooded with shellac.



Details of the detector filter and the various correction coils are given here.

Television Receiver Construction—


Winding details of all coils, including the V.F. correction coils, are given in the Table. They are not difficult to make, but are somewhat tedious because there are rather a lot of them.

The R.F. coil formers are nearly all alike, and the labour is reduced by carrying out similar operations on all coils in turn rather than completing each one individually. The best procedure is to cut all the formers to length, remove burrs from the ends, mark off the positions of the slots for

COIL WINDING DATA

Note.—In all multi-winding assemblies, all windings are in the same direction, and grid windings are overwound on anode windings with one turn of shellacked paper between for insulation; adjacent ends are grid and anode on the one hand and earth and +H.T. on the other.

Component	Wire (S.W.G.)	Winding 1—2 (turns)	Winding 3—4 (turns)	Resonant Freq'cy (Mc/s.)	Remarks
T ₁	36 D.S.C.	2½	15	43	Winding 1—2 is interwound with 3—4 at earthy end without interwinding insulation.
T ₂	36 D.S.C.	11	11	43	Sound coupling coil of 1 turn inserted in wiring; to be disconnected while adjusting T ₃ .
T ₃	36 D.S.C.	10	10	41.5	
T ₄	36 D.S.C.	9	9	47	Winding 3—4 is tapped for connection (5) at 1 turn from (4).
T ₅	36 D.S.C.	13	13	46	
T ₆	26 D.S.C.	12	—	41.5	
T ₇ (a)	26 D.S.C.	13	—	41.5	
T ₇ (b)	26 D.S.C.	12	—	41.5	
T ₈	26 D.S.C.	10	—	41.5	
L ₁ , L ₂	36 enam	84	—	—	
L ₃	38 enam	108	—	—	
L ₄	38 enam	90	—	—	
L ₅	40 enam	112	—	—	



This close-up of T₃ clearly shows the coupling loop to the sound channel. It is formed in the wiring.

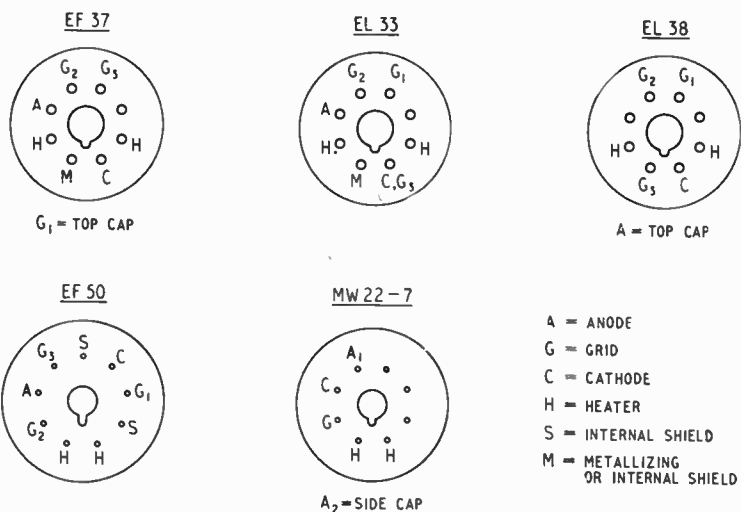
the thread holding the slugs, and then cut the slots with a miniature hacksaw. If the former is then slipped on a piece of ¼in brass rod, the segments are easily removed with a sharp, narrow-bladed chisel.

A few formers have holes for fixing bars, and these can now be drilled. The solder tags should be attached next. A small V-groove should be put in the former where each tag is wanted with a small triangular file. The tags are short lengths of tinned

copper wire, about No. 20 gauge. In most cases the tags are in pairs opposite one another. The two tags of a pair should be placed in their grooves and held in place by a tight binding of thin thread. The whole former should then be given a coating of shellac varnish.

When dry, the slugs should be fitted. These are in lengths of 0 B.A. brass rod with a saw-cut across one end. The slug should

be put into the former and then thick thread should be wound into its thread, through the slots cut in the walls of the former, and tied tightly. This will be found to provide quite a good screw thread and is sufficiently robust for the purpose. Unless the ends of the slugs are tapered slightly and smoothed, it is not recommended that a slug be removed completely after it is fitted. *(Continued on page 395)*



For convenience the base connections of the valves used are given here, in all cases looking at the underside of the valveholder.



*B*oth inside and outside the radio business, the name Philips is synonymous with Dependability. And, throughout the changing years, no reputation has been — or ever will be — more jealously guarded.

The latest radio receivers, radiograms and television receivers, to be seen and heard on Stand No. 16 at Radiolympia, are outstanding examples of Philips craftsmanship — worthy of the name they bear.

PHILIPS

*The Dependable
Radio and Television*

PHILIPS ELECTRICAL LTD., CENTURY HOUSE, SHAFTESBURY AVENUE, LONDON, W.C.2

R300D

Indoor Suspension Loudspeaker—Type LS/T/10C. Fitted with two 8" units and covers a wide area.

cabinet Speakers...



15" Single Cone Loudspeaker—Type LS/30C. Totally enclosed. For wall mounting.

12" Single Cone Loudspeaker—Type LS/10/C. OPEN BOTH SIDES and suitable for centre hanging in Hall or Workshop.

Single Unit Loudspeaker—Type LS/5C. Ideal for medium power Public Address.

Dual Unit Loudspeaker—Type LS/HF/10C. A medium capacity general purpose speaker for wall mounting.

Dual Unit Loudspeaker—Type LS/HF/5C. Designed for mounting on wall or across a corner.

'TANNOY' offers a wide range of Cabinet Speakers—different in size, shape and power output—each type (or combination of several) being just right for a particular purpose or location. For music or speech, small dance hall or large ballroom, private social gathering or big convention, TANNOY Sound Equipment always fits the occasion.

STAND 17
RADIOLYMPIA
OCT. 1-11

'TANNOY' is the Registered Trade Mark of Equipment manufactured by

GUY R. FOUNTAIN, LTD.

The Largest organisation in Great Britain specialising SOLELY in Sound Equipment.

TANNOY
"THE SOUND PEOPLE."
GUY R. FOUNTAIN, LTD.
WEST NORWOOD, S.E.27 (GIPsy Hill 1131)

Branches throughout the British Isles.

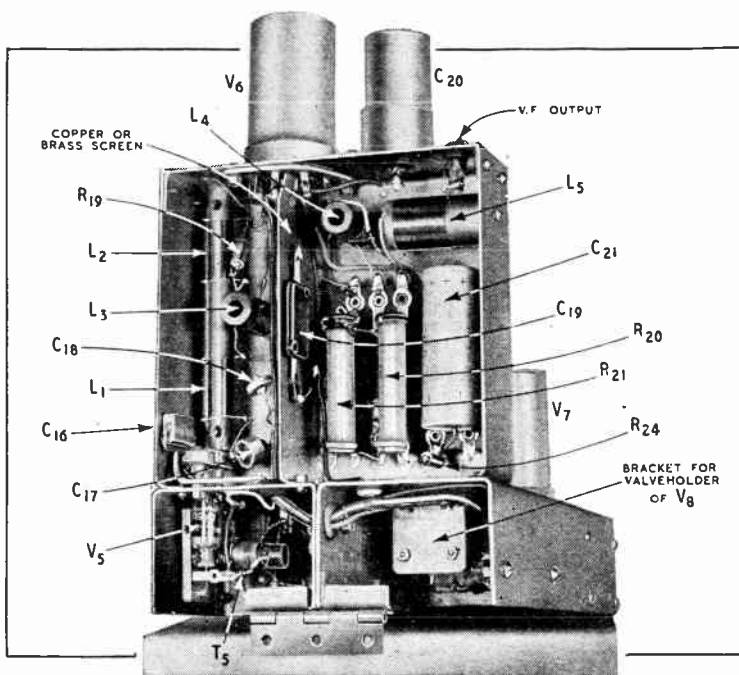
ARE YOU A TANNOY STOCKIST?
Write for details to Dept. "D."

Television Receiver Construction—reinsertion of a slug with any roughness on the end is likely to cut the thread.

Winding is easy. The turns are given in the Table, and they are spaced by eye so that the full coil fills the winding space available, starting and finishing about one turn spacing from the tags. After putting on one winding, the coil is given a light coating of shellac, and when it is in the tacky stage one turn of thin, previously shellacked, paper is put over it. This forms the interwinding insulation and is held firmly in place by the outer winding which is the same as the inner in most cases. A second light coat of shellac completes the coil.

In T_1 the feeder-coupling coil needs no special insulation, and is interwound with the grid coil at its earthy end. The end of the $2\frac{1}{2}$ -turn coil is held down by tying it with thread. On the outer winding of T_1 there is a tapping one turn from the earthy end of the outer winding. This is not terminated on the former but is run straight to T_8 .

In all cases the inner winding is the anode one and the outer the grid one. It should be noted that the coupling coil in series with T_6 is a single turn over the middle of T_3 done in the wiring by looping



The V.F. side of the set is shown here. A vertical screen separates the detector chokes L_1 , L_2 , L_3 from the output V.F. components.

the connection around the coil.

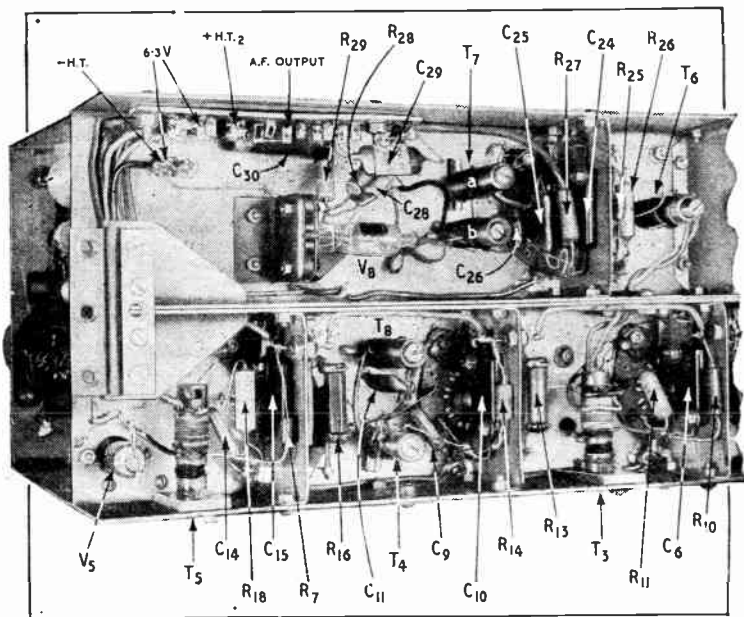
It must be emphasized that as the valve and other stray capacitances are relied upon entirely for tuning, the inductances needed in the coils depend on these capaci-

ties. Anything but minor variations in wiring, or the use of valveholders of widely different pattern will alter the capacitances and so the inductances required. The slug adjustments are provided mainly to correct for unavoidable changes of this kind, but the range of adjustment obtainable in this way is not very large.

It is possible, therefore, that in a few cases some adjustment to the turns may be needed. It is unlikely that lower capacitances will be obtained, so that such adjustment is unlikely to be more than the removal of one turn. It will be necessary only if it is found that a circuit will not tune to a high enough frequency with the slug fully in.

A signal generator or calibrated test oscillator is needed for alignment. The cathode-ray tube can be used as an output meter, even with an unmodulated oscillator, for with the D.C. couplings used the brightness depends on the D.C. output of the detector. The Brightness Control should be kept so adjusted that the brilliance is low and the signal-generator output kept at a suitable level.

The signal generator should



A general view of the underside of the ground and vision channels.

Television Receiver Construction—have its output cable terminated in the proper resistance to suit it and the signal from it applied between the grid of V_3 and chassis. T_3 is then tuned for maximum output with an input of 46 Mc/s.

Then connect the signal generator between the grid of V_3 and chassis, and tune T_4 for maximum output at 47 Mc/s. Then adjust T_8 for minimum output at 41.5 Mc/s; this trimmer should be critical. Readjust T_4 at 47 Mc/s and then T_8 at 41.5 Mc/s.

Transfer the signal generator to the grid of V_2 and chassis; disconnect the coupling coil on T_3 from

T_6 , and adjust T_3 for maximum output at 41.5 Mc/s. Reconnect the coupling coil and adjust T_6 for minimum output at 41.5 Mc/s.

Then go to the grid of V_1 and adjust T_2 for maximum output at 43 Mc/s, and finally connect to the aerial socket and adjust T_1 for maximum output at 43 Mc/s. Leaving the signal generator connected, adjust T_7 (a) and (b) for maximum output from the sound channel with an input at 41.5 Mc/s. A pair of phones can be connected from the sound output tag or an A.F. amplifier and loudspeaker can be used.

An interesting point mentioned by Mr. Bishop was the provision of perforated desk tops in talks studios to avoid sound reflections into the microphone when speakers drop their heads.

On the matter of recorded programmes Mr. Bishop said they sometimes had difficulties in bringing artistes to the microphone when they were wanted. Programmes were recorded only when it was impossible to achieve a live broadcast; improvements in the quality of recording and reproduction were constantly being made and they had gone to considerable expense to design and construct entirely new equipment, which was now in use.

Mr. Bishop gave his assurance that a feeling of healthy discontent could be said to animate his department. The economic situation of the country imposed severe restrictions on what they were trying to do. In reply to a specific question, Mr. Bishop denied that they restricted the band-width of their transmissions because of international repercussions on the problem of interference.

Quality of B.B.C. Transmissions

Chief Engineer Interviewed

By H. A. HARTLEY

READERS will recall my criticisms of the quality of B.B.C. transmissions and the reply of the Corporation's Chief Engineer in *Wireless World* of January-March last. Mr. Bishop has since been good enough to give me a detailed account of the Corporation's engineering approach to the problems. Readers will be glad to know that Mr. Bishop and his colleagues are far from satisfied with what they have already achieved and are continually striving to do better, although in fairness it should be pointed out that he does not think that conditions are as bad as I made out.

High-fidelity enthusiasts have strongest grounds for complaint in the transmission of orchestral programmes, and Mr. Bishop is fully aware of the shortcomings there. The principal difficulty is the present lack of suitable studios for large orchestras and with good acoustical properties. The main orchestral concerts in London originate in the Maida Vale studio, the People's Palace and the Albert Hall. The loss of the Queen's Hall was a grave blow to musical London. The acoustical performance of the Maida Vale studio could undoubtedly be improved by structural alterations, and both the People's Palace and the Albert Hall were technically "difficult." In certain cases cor-

rection is introduced into the A.F. chain, but this is seldom a cure for acoustic problems: if the auditorium itself kills the extreme top, then no amount of tone correction can put it back. Certain of the smaller studios at Broadcasting House, reconstructed since the war, give excellent results. Throughout the war period there was practically no acoustical research, and owing to the extreme difficulty of getting either building materials or labour for rebuilding it will take a long time to bring all the studios acoustically up to date. Nevertheless, Mr. Bishop puts improvement of studios near the top of his list of priorities.

On outside broadcasts and S.B.s a limiting factor is Post Office lines. The line from B.H. to Brookman's Park is flat to 15,000 c/s, and many of the important trunk routes are flat up to 8,000 c/s, but on other routes it is not always possible to achieve this figure.

Distortion has sometimes been allowed to creep in in control and monitoring, but the B.B.C. engineering operating staff, greatly expanded during the war, is fully alive to these dangers. In wartime it was impossible to give adequate training to new staff, but this is now being done in the Engineering Training Dept. under Dr. Sturley.

MANUFACTURERS' LITERATURE

ILLUSTRATED brochures (for manufacturers only) have been received from The Plessey Co., Ilford, Essex, and deal with the following: Electrolytics, Chokes and Transformers, Drives and Couplings, Miscellaneous Components.

Bulletin B528D from Muirhead and Co., Elmers End, Beckenham, Kent, describes the Muirhead-Wigan Decade Oscillator with a frequency range of 1 c/s to over 100 kc/s.

"Sobell Television Dealer's Manual"—including typical questions asked by the public and some model answers. A few copies are available to other dealers on application to Sobell Industries, Langley Park, nr. Slough, Bucks.

Catalogue of "Ashton Radio Cables," including all types of screened leads for pickups, microphones, car radio, etc., from Aerialite, Ltd., Castle Works, Stalybridge, Cheshire.

List of ex-Government electronic and radio equipment from Clydesdale Supply Co., 2, Bridge Street, Glasgow, C.5.

Brochure "From Wet to Dry" describing Varley dry accumulators. Instructions for care and charging of the batteries are given. From Varley Dry Accumulators, Ltd., By-pass Road, Barking, Essex.

WORLD OF WIRELESS

Exhibition Plans ♦ Radio Facilities Extended ♦ International Organizations

RADIOLYMPIA

FINAL arrangements for the first post-war National Radio Exhibition, which opens at Olympia on October 1st (preview September 30th), have now been made.

We give below a few of the details regarding special sections.

Conventions.—The convention hall situated in the National Hall gallery is being used during the afternoon session—3 to 5—on October 2nd, 6th and 7th for conventions organized by the Radio Wholesalers' Federation, Radio & Television Retailers' Association and Television Society, respectively. It is available for exhibitors' meetings at other times.

Television Avenue.—Some twenty manufacturers are exhibiting over thirty receivers in the specially constructed television avenue which is fed with the B.B.C. programme at R.F. from a central pre-amplifier. This 250-foot long avenue is situated at the Addison Road end of the Grand Hall gallery.

Films.—Throughout the exhibition there will be six sessions daily in the cinema located in the Grand Hall gallery. The hour-long exhibitions begin at 11.30, 2, 3.30, 5, 6.30 and 8. The main films being shown and the concerns exhibiting them are:—

"The Decca System of Navigation" (Decca). "Electronics" and "Electronics in Industry" (B.T.H.). "They're Called Electrons" (Ediswan). "North Sea—Work of Coast Stations" (G.P.O.). "Radar Record" and "Radar Goes to Sea" (Metrovick). "R.D.F. to Radar" (Ministry of Supply).

Admission to the shows is free but tickets must be obtained from the exhibitors.

Electrons at Work and Play.—This "novelties" section includes demonstrations of radar, infra-red, radio control of a model train and transmission of sound on light. The section is located at one end of the National Hall gallery. At the opposite end is a promenade from which visitors can see the production of programmes in the B.B.C. television studio.

EXTENDING RADIO FACILITIES

THE recent announcement that the Postmaster-General had allocated seven frequencies for the

exclusive use of the Press for two-way radio communication prompts the question "Is the P.M.G. lending a more sympathetic ear to applications for new licences?" It is learned from the G.P.O. that frequencies over 67 Mc/s will be issued to certain specified classes of applicant where it is known that the ordinary line telephone cannot possibly give the required service.

As has already been mentioned in previous issues tugs and railways have been allocated frequencies. Other classes of undertaking to which permission may be granted are:—electricity undertakings, road vehicles of public utility, hired cars and taxi services, port authorities, professional cars and for communication between works and sites in constructional undertakings.

What is believed to be the first taxi service to employ a radio-communication system in this country was recently licenced in Cambridge.

The maximum power of the central station in the Press scheme will be 150 watts, the mobile stations 25 watts and the pack sets one watt. The maximum range of all stations licensed by the G.P.O. for such schemes is at present limited to 15 miles.

I.B.U. AND I.B.O.

THE merits and demerits of these two organizations caused a clash at an early meeting of the Atlantic City Conference when the International Broadcasting Union applied for admission to the meetings. The application met with strong opposition from delegates from the countries belonging to the International Broadcasting Organization formed just over a year ago.

The main reasons given for the exclusion of the Union were:

1. It is a deceased organization;
2. It includes Franco Spain (which is not represented at the conference) among its members;
3. It should give way to the I.B.O. whose aims are identical and which has a greater number of members;
4. It suffered Axis influence during the war and permitted the Control Office to pass to German Administrators.

Sir Stanley Angwin, head of the

And now—

A.C./D.C.

**20-25 WATT UNIVERSAL
AMPLIFIER—U885**

Gives considerably greater power output than usually expected from A.C./D.C. equipment. Constructed on the same lines as our 80-watt A.C. model and fitted with latest control panel carrying microphone, gramophone and tone controls, mains switch and pilot lamp and special 3-position switch providing either change-over or mixer circuit for gramophone and microphone. Three-stage high-gain type having four valves in parallel push-pull in output stage, a total of 10 valves. Output for high and low impedance speaker circuits.

Full details of this and other models sent on request.

SEE US AT
RADIOLYMPIA STAND NO. 20



TRIX

Quality
SOUND EQUIPMENT

THE TRIX ELECTRICAL CO. LTD.
1-3 MAPLE PLACE-TOTTENHAM COURT ROAD-LONDON, W.1
TELEPHONE: MUSEUM 9817 GRAMS & CABLES: TRIRADIO, WESDO, LONDON.

World of Wireless—

British delegation supported the recommendation from the Executive Sub-Committee that the Union should be admitted as an observer. This was ultimately adopted by twenty-four votes to twenty with seventeen abstentions.

Britain is not a member of either organization and in giving support to the recommendation Sir Stanley stated that while he "deplored the existence of two separate broadcasting organizations in Europe he also deplored what is an obvious attempt to suppress one of them (the U.I.R.). . . . Until a single unified broadcasting organization can be set up in Europe, forming part of a larger world organization, and conforming to I.T.U. accepted rules of membership and voting, the U.I.R. should be allowed to continue to exist."

AIR RADIO

OUTSTANDING among the radio equipment displayed at the recent exhibition of the Society of British Aircraft Constructors at Radlett, Herts, were two radio compasses, one by Marconi's W.T. Company and the other a G.E.C.-Salford design. They work on the M.F. and L.F. bands.

The present tendency is for ordinary aircraft routine communications—as opposed to direction finding—to be carried out on entirely separate equipment built largely in unit form. Separate receivers and transmitters, all fully miniaturized and fitting the stan-

dard S.B.A.C. aircraft racking, were shown by Marconi and by Standard Telephones while G.E.C. had a lightweight V.H.F. radio telephone designed especially for installing in privately owned civil aircraft. It is hoped to describe the outstanding exhibits in greater detail in our next issue.

WEATHER SHIPS

IN compliance with an international agreement signed in London last year eight nations are to establish and operate weather reporting ships at thirteen stations in the North Atlantic. Great Britain is manning two stations and has for the purpose converted four corvettes into floating meteorological observation stations. Each ship will be at sea 27 days and will be relieved by a sister ship before proceeding to her base at Greenock.

In addition to their primary task of undertaking meteorological observations the ships will also provide radio navigational aids for transatlantic aircraft and air-sea rescue facilities, for which purpose they are painted the well-known daffodil yellow.

The reports provided by the ships will supplement those of meteorological reconnaissance aircraft and merchant shipping. Their main advantages are that they will be re-

porting from set positions at regular intervals and giving observations on the upper atmosphere by the use of radiosondes every six hours.

The ships' radio equipment is operated by a Chief Radio Officer, six radio Petty Officers and two radar Petty Officers, who, like the remainder of the crew of fifty, have been selected from the R.A.F. and Merchant Navy.

The radio gear includes beacons, D.F. sets, radar apparatus for following the flight of radiosonde balloons to a height of 40,000 feet, and Loran. In addition to the five main transmitters there are four life-boat transmitters and the equipment carried by the balloons. These transmit C.W. modulated at audio frequency (700-1,000 c/s). The inductance in each of the three sets (one each for pressure, temperature and relative humidity) is varied by a mumetal armature the position of which with respect to the coil is controlled by the meteorological element (pressure, aneroid capsule; temperature, bi-metal coil, humidity, gold-beater's skin).

AIRCRAFT RADIO OPERATORS

A MORE advanced knowledge of radio, higher operating speeds and a higher pass standard generally will, in future, be required of those sitting the examination for the Civil Aircraft Radio Operators' combined radiotelegraphy and radiotelephony licence.

The proposed changes, which will probably be introduced at the beginning of next year, raise the operating speeds as follows:—

- (1) Plain Language; 25 words per minute (375 characters in 3 minutes).
- (2) Code; 20 groups per minute (60 groups of five letters in 3 minutes).
- (3) Cipher; 12½ groups per minute (25 groups of five figures in 2 minutes).



These changes have been made in accordance with the proposed revised Air Navigation (Radio) Regulations.

PERSONALITIES

Sir Edward Appleton received the honorary degree of Doctor of Laws of St. Andrews University, Dundee, during the recent meeting of the British Association for the Advancement of Science at which he was a speaker.

W. E. Benham, B.Sc., F.Inst.P., who was until recently with P.R.T. Laboratories (now Airmec Laboratories), has been appointed to the board of Gamma Electronics, Ltd.


D. C. Birkinshaw, B.B.C. television superintendent engineer at Alexandra Palace, has, we regret to record, an attack of infantile paralysis. Although a comparatively mild attack, it will necessitate him being away for some months.



RADIOSONDE equipment (above), with Bakelite cover removed, as carried aloft by 6-foot diameter balloons. On the left is the apparatus for receiving the automatic transmissions from the balloon on 27.5—28 Mc/s. Both visual and aural means of checking the received A.F. signal are provided

Harold Bishop, C.B.E., B.Sc. (Eng.), B.B.C. chief engineer, was recently elected a Fellow of the City and Guilds of London Institute (F.C.G.I.).

R. C. Hiscock has resigned his position as general sales manager of Birmingham Sound Reproducers to take up an appointment with the Plessey Co. He has been succeeded by **Norman Miers**



RT. HON. OLIVER LYTTELTON the new president of the Radio Industry Council in succession to **Alfred Clark**. He was President of the Board of Trade and Minister of Production during the war.

A number of radio personalities were among those recently decorated by U.S.A. with the American Medal of Freedom. Among them were:—

Sir Frank Smith, who was during the war controller of telecommunications equipment, Ministry of Supply, and chairman of the Ministry's scientific advisory council. He received the Medal with Silver Palm.

Dr. R. L. Smith-Rose, superintendent, Radio Division, N.P.L., received the Medal with Silver Palm for his work on radio propagation.

Dr. H. G. Booker, who was head of the mathematics section of T.R.E., received the Medal with Bronze Palm for his work on micro-wave radar.

Dr. H. G. Hopkins, radio-physicist, received the Medal with Bronze Palm for his contributions in the field of radio direction finding.

Dr. E. T. Paris, principal director of scientific research (defence) in the Ministry of Supply, received the Medal with Bronze Palm for his work on the development of radar communications and other electronic equipment for the Army.

W. Ross, M.A., who is principal scientific officer on radio navigational aids (Ministry of Transport), received the Medal with Bronze Palm for his services in the field of radio and radar, especially when serving as liaison officer in the U.S.A.

J. M. C. Scott, secretary of the Ministry of Supply U.S.W. Propagation Panel, received the Medal with Bronze Palm for his work on radio propagation.

WHAT THEY SAY

Useful but Fallible.—"Electronic devices will be accepted by the British shipmaster merely as useful, though fallible, aids, and never in substitution for the traditional methods and principles of good seamanship."—From the Report of the Officers' (Merchant Navy) Federation.

International Short Waves.—"Of the total of 300,000,000 people throughout the world who daily listen to some form of broadcasting, less than three per cent hear any form of direct short-wave broadcasting."—Brigadier General Stoner, Chief Communications Engineer, United Nations, speaking at U.N.E.S.C.O. international radio network conference in Paris.

Radio-meteorology.—"The most striking manifestations of these effects (the bending of radio waves round the curvature of the earth) were noticed during the war, when it was found that, under certain fine-weather conditions, it was possible for a coastal radar station to receive echoes from a ship which had passed well beyond the horizon. . . . The need to correlate radio phenomena with meteorological conditions has prompted the radio-physicist and the meteorologist to join forces in attacking the problems of what is practically a new subject, radio-meteorology."—Sir Edward Appleton in his address as president of the Mathematics and Physics Section of the British Association meeting in Dundee.

IN BRIEF

Licence Figures.—Of the 10,883,500 broadcast receiving licences in force in Great Britain and Northern Ireland at the end of July, 21,200 were for television receivers.

Ferry Radar.—It is proposed by the Wallasey Corporation Ferries to install radar gear for the guidance of vessels when close to the landing stages.

No Outside Aerials.—Tenants of new council houses at Saffron Walden, Essex, will not be permitted to erect outside aerials. The housing committee reported that outside aerials are not needed for new sets. In view of protests by one councillor it has been decided to consider applications from householders with old sets and from short-wave enthusiasts.

Unlicensed Transmitter.—At the Wirral Justices Court on August 28th, Reginald C. J. Maude, of West Kirby, Cheshire, was fined £10 for operating an unlicensed transmitter. The postal authorities stated that transmissions were on 160 and 200 metres.

Consol Tables have been prepared by the Ministry of Civil Aviation so that bearings may be plotted from the stations at Bushmills and Stavanger when the specially prepared charts are not available.

Electron Jubilee.—The special exhibition arranged at the Science Museum, South Kensington, London, S.W.7, to mark the jubilee of the discovery of the electron by J. J. Thom-

1802

In the interests of better quality...

The LABYRINTH LOUDSPEAKER (TYPE S. L. 15)

... for Music Societies—Schools Theatres — Quality P.A. — and all music lovers

A partitioned cabinet to form a folded pipe—the back of the unit coupled to it in such a way that the quarter and half wave resonances are under independent 'Q' control—cabinet acoustic resonances arranged to cancel pipe anti-resonances. The result is a smooth bass response down to 35 c.p.s.



MEET US AT
RADIOLYMPIA
STAND NO. 147 GRAND HALL ANNEXE



ACOUSTICAL MANUFACTURING CO., LTD., HUNTINGDON · Telephone: HUNTINGDON 361

World of Wireless—

son, will be opened on September 27th. Industrial organizations and the universities have helped in providing the exhibition, which is designed to show the principles underlying the applications of the many devices in which the electron plays an essential part. A handbook on the exhibition is obtainable at the Museum or by post from the Institute of Physics, 47, Belgrave Square, London, S.W.1, price 1s 2d.

Worked His Passage.—When the wireless operator on the Union Castle liner *Roslin Castle* had to be left at Freetown, Sierra Leone, because of illness, a Cable and Wireless operator from Ascension Island who was delayed in Freetown on his way home took on the operator's job and the vessel was able to proceed.

Out of Date.—A number of Maximum Price Orders have been revoked by the Board of Trade with the publication of the Miscellaneous Maximum Price Orders (Revocation) Order, 1947 (S.R. and O. 1947, No. 1749), as they no longer serve any useful purpose. The revoked Orders are:—

Radio Valves (Maximum Prices) Order, 1942 (S.R. and O. 1942, No. 1934), controlling prices of valves imported under lend-lease;

High Tension Dry Batteries (Maximum Prices) Order, 1942 (S.R. and O. 1942, No. 2512), controlling prices of 120-volt lend-lease batteries;

Imported Wireless Receiving Sets (Maximum Prices) Order, 1944 (S.R. and O. 1944, No. 200), controlling prices of American receivers.

I.E.E. Meetings.—As in the past few years, admission of non-members of the Institution to its meetings will again be permitted. Those "interested in the proceedings, but who may be unable to claim admission to any of the classes of membership" may therefore receive an admission card to meetings on completing the application form (obtainable from the secretary) and on payment of £1 for the session.

Broadcasting Stations.—The third revised edition of our booklet "Guide to Broadcasting Stations" is now available. In addition to the geographical and frequency lists of world short-wave stations and European medium- and long-wave transmitters this edition includes other useful information for the broadcast listener. The 1,400 entries have again been checked against the frequency measurements made at the B.B.C. Tatsfield Receiving Station. Copies are obtainable from booksellers or direct from our Publisher, price 1s (postage 1d).

Anti-Interference.—The Canadian Government has prohibited the use of unscreened diathermy apparatus after January 1st. All new equipment must be frequency stabilized and include harmonic suppression.

City and Guilds Exams.—Although last year there was an overall decrease of 92 in the total number of examinees (14,941) in the five subjects comprising the telecommunications group, there was an increase of 98 in telephony (total 2426) and 52 in transmission and lines (1227). The decreases were:

REVIEW OF THE SHOW

A DETAILED REVIEW of technical progress and tendencies as revealed at Olympia will be included in our November issue

telegraphy 43 (total 796), radio communication 139 (3,970), and technical electricity 60 (6,522). The number of candidates for the radio service work examination increased by 33 to 289.

INDUSTRIAL NEWS

T.C.C.—A new factory—Whiteside Works—at Bathgate, Linlithgow, Scotland, recently started production of T.C.C. condensers. When in full production it will employ 1,000 people.

Ultra.—The London County Council is purchasing £33,550 worth of school radio equipment from Ultra Electric.

Gamma Electronics, Ltd.—The offices and works of this company, which has been reorganized, have been transferred from Greenford, Middlesex, to Burwood Road, Hersham, Walton-on-Thames, Surrey. (Tel.: Walton-on-Thames 4483).

Page Engineering Co., Ltd., has moved from 119, Maple Road, Surbiton, Surrey, to Franklin Road, Portslade-by-Sea, Sussex. (Tel.: Portslade 7253).

Diamonds.—A monthly abstract of articles on the properties and industrial applications of diamonds is obtainable free from the Industrial Diamond Information Bureau, St. Andrew's House, 32-34, Holborn Viaduct, London, E.C.1.

A Montreal firm of radio representatives offer to act for European manufacturers wishing to export to Canada. Letters sent to this office will be forwarded.

CLUBS

Birkenhead.—Seventy-four members have been enrolled during the past year by the Wirral Amateur Radio Society which meets twice a month in the Y.M.C.A., Whetstone Lane, Birkenhead. The annual general meeting will be held on October 8th at 7.30. Sec.: B. O'Brien, G2AMV, 26, Coombe Road, Irby, Heswall, Cheshire.

Birmingham.—The last of this season's D.F. tests organized by Slade Radio will be held on September 28th. The Club's fortnightly meetings are held on alternate Fridays at 8.0 in the Parochial Hall, Broomfield Road, Erdington. The next meeting is on October 3rd. Sec.: C. N. Smart, 110, Woolmore Road, Erdington, Birmingham, 23, Warwick.

Farnborough.—Details of the programme arranged by the R.A.E. and Farnborough District Amateur Radio Society, which meets on alternate Mondays in the R.A.E. Assembly Hall, Farnborough, at 7.30, are obtainable from the Sec.: P. R. Burkitt, Park View, Priory Street, Farnborough.

Grimsby.—The Grimsby Amateur Radio Society has now moved to new premises at 115, Garden Street, Grimsby, where meetings are held every Thursday at 7.45. The club's transmitter, a T1131, will soon be operating. Sec.: R. F. Borrill, G3TZ, 115, Garden Street, Grimsby, Lincs.

Liverpool.—Weekly meetings of the Liverpool and District Short-Wave Club are held on Tuesdays at 7.30 at St. Barnabas Hall, Penny Lane, Liverpool. On Monday evenings practice Morse is transmitted on 3,562 kc/s from 7.0 to 7.30, call G3BHT. The club's own transmitter (G3AHD) will soon be operating on 3.5 Mc/s. Sec.: B. G. Meaden, G3BHT, 10, Alfriston Road, West Derby, Liverpool, 12, Lancs.

Slough.—The local group of the R.S.G.B. recently staged a show of amateur equipment during the town's Holidays-at-Home carnival and secured several prizes in the model engineering competition. A transmitter was operated on 7 Mc/s throughout the exhibition.

Stourbridge.—Meetings of the Stourbridge and District Amateur Radio Society are held on the first Tuesday of each month at King Edward School, Stourbridge, at 8.0. Sec.: W. A. Higgins, G8GF, 35, John Street, Brierley Hill, Staffs.

Worthing.—Although full membership of the Worthing and District Group of the R.S.G.B. is for members of the Society, visitors are welcomed to the monthly meetings. The next meeting will be held on October 2nd at Oliver's Café, Southfarm Road, Worthing. Sec.: G. W. Morton, 42, Southfarm Road, Worthing, Sussex.

MEETINGS

Institution of Electrical Engineers

Ordinary Meeting.—Presidential address by P. Good, C.B.E., on October 9th.

Radio Section.—Chairman's address by C. E. Strong, O.B.E., B.A.I., on October 15th.

Discussion on standardization in the electrical industry to be opened by the president on October 27th.

The above meetings will be held at 5.30 at the I.E.E., Savoy Place, London, W.C.2.

London Students' Section.—"The Influence of Propagation on the Uses of Radio Waves," by E. M. Hickin, chairman, on October 20th at 7.0 at the I.E.E.

Cambridge Radio Group.—"Further Education for the Engineer," by R. W. Wilson, B.Sc. (Eng.), chairman, on October 21st at 6.0 at the Cambridge-shire Technical College.

North-Eastern Radio and Measurements Group.—Address by V. Z. de Ferranti, M.C., on October 20th at 6.15 at King's College, Newcastle.

North-Western Radio Group.—"New Possibilities in Speech Transmission," by D. Gabor, D.Eng., on October 22nd at 6.30 at the Engineers' Club, Albert Square, Manchester.

South Midland Radio Group.—"Practical Waveguides," by L. G. H. Huxley, Ph.D., on October 27th at 7.0 at the James Watt Memorial Institute, Birmingham.

LETTERS TO THE EDITOR

More Views on Loudspeaker Damping

MR. LANGFORD-SMITH has raised a very interesting point in his letter on the damping of moving-coil speakers. It seems that a more comprehensive picture of the effect of source impedance on the frequency response as well as on the transient response is required.

The moving coil is a generator of mechanical energy, to which the mechanical "Ohm's Law" can be applied. It is presented with a complex mechanical load, which can be divided into two parts.

(1) A number of reactances, each with a resistive component to represent losses. The various suspension stiffnesses will appear as capacitive reactance, and the cone and coil masses as inductive reactance. This part will have large and rapid variations with frequency, and will become very small at the principal resonance points. For example, at the bass resonance, the total cone mass will resonate with the suspension stiffnesses in series.

(2) The radiation resistance of the cone. By definition, the power radiated will be Ru^2 where u is the velocity of the coil. R varies only slowly with frequency in a well-designed speaker. Thus to obtain a smooth frequency response u should be made independent of frequency.

The sum of (1) and (2) is the total loading on the coil, which varies greatly with frequency. Thus for u to be independent of frequency it should be independent of the load into which the coil works.


Turning now to the electrical side, an equation can be derived connecting the coil velocity with the driving E.M.F. (E).

$$\text{Force on coil} = HlI \dots (1)$$

$$\text{Mechanical load } (Z_M) = \frac{HlI}{u} \dots (2)$$

$$\text{Back E.M.F. in coil} = -Hlu$$

Where H = field strength in gap,
 l = length of wire in field, I = current through coil, u = velocity of coil.



Let the coil resistance be r and the source have internal impedance Z_0 , then applying Kirchhoff's law to the driving circuit, and substituting for I from (2),

$$E - Hlu - \frac{Z_M u}{Hl} r - \frac{Z_M u}{Hl} Z_0 = 0$$

Re-arranging,

$$u = \frac{E}{Hl} \cdot \frac{1}{1 + \frac{Z_M(Z_0 + r)}{H^2 l^2}}$$

It may now be seen that the term $\frac{Z_M(Z_0 + r)}{H^2 l^2}$ should be made as small as possible, as it is desirable that u should be independent of Z . It appears that the effect of the driving circuit impedance is to introduce into the driving circuit a voltage in series with the back E.M.F. of the coil dependent on the cone impedance, which prevents the back E.M.F., being equal to the driving voltage E . As only the sum of Z_0 and r appears in the equation, it would seem to be of little value to reduce Z_0 much below r . It may also be seen that the stronger the field the better the linearity of response.

The approach to the problem is to minimize variations in Z_M by increasing the radiation resistance and/or decreasing the cone reactances. The bass resonance is being dealt with in this way in several modern speakers by using acoustical resonance to increase the radiation resistance at low frequencies. This is also why the exponential horn type speaker is still supreme for quality reproduction.

J. H. D. WALTON.

Swindon.

THE correspondence on loudspeaker damping which has arisen as a result of Mr. F. Langford-Smith's comments on my remarks in the April issue is very interesting, in that it demonstrates the confusion which may be caused by an over-simplification of the equivalent circuits and electrical analogues of electro-mechanical apparatus, and by the use of a term—in this case "Damping Factor"—which is not a clear description of the effect to which it refers.

The equivalent circuit of the ideal loudspeaker postulated by Mr. Langford-Smith is a resistance whose dissipation is equal to the energy radiated. Such a system requires no damping as there is no possibility of energy storage. A practical loudspeaker, however, has an equivalent circuit which may consist of a network as shown in Fig. 1.

The symbols R and L represent the physical resistance and inductance of the speech coil winding. The speech coil performs the dual function of a motor (shown as M)

These Cases



Electric Fire

A case which merely houses its contents is doing only half a job. We specialise in building cases that do a selling job as well.

Make



Radio Cabinet

We can develop and style an individual modern case, exclusive to you, or work to rigid specifications, or supply standard cases from stock.

Sales!



Amplifier Case

We use only materials of the finest quality. And we guarantee to deliver every order on time. Send today for free booklet.

IMHOF'S

INSTRUMENT CASES

RADIOLYMPIA

OCTOBER 1st — OCTOBER 11th
 SEE US AT
 STAND 62, GRAND HALL

ALFRED IMHOF, Ltd.,
 112, New Oxford Street, London, W.C.1.
 Museum 5944.

Loudspeaker Damping—

coupled to a generator (itself) shown in the diagram as G. The coupling of this motor-generator is loaded by a complex mechanical resonant system (the diaphragm and suspension) which has the properties of inertia (m), compliance (C_m) and mechanical resistance (r_m), with which is lumped the acoustical radiation resistance which is Mr. Langford-Smith's ideal loudspeaker.

Due to the complex nature of this mechanical system and the fact that it can store energy, the generated E.M.F., e , bears a complicated phase and amplitude relationship to the current, i , which causes the generating motion, and it is by virtue of this relationship that the mechanical properties of the vibratory system are reflected back into the electrical system as Z_m , the "motional impedance," determining along with R and L the apparently complex impedance at the terminals of the loudspeaker. The fact that this "motional impedance" is not really an impedance but a generated E.M.F., is the key to the question of loudspeaker damping. The current due to e

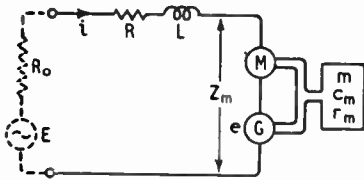


Fig. 1.

which provides the damping is limited only by the impedance of R , L and R_0 (the output resistance of the amplifier), and the percentage electrical damping is therefore determined by the relative values of R_0 and the impedance, $R + jX_L$.

Taking the term "damping factor" at its face value, it would be only reasonable to expect that an increase in the value of this factor would produce a corresponding increase in the effectiveness of the damping. This is not so, however, and the relationship, simplified by neglecting the reactive components, is of the form shown in Fig. 2. The optimum value assigned to this curve is a matter of personal choice, but a figure of 10 which I put forward when the cathode follower output stage controversy was at its height (*W.W.*, August, 1944) seems reasonable as it produces 91 per cent electrical damping. "Damping factors" of this order appear as a by-product when negative feedback is applied to reduce non-linear distortion in an

amplifier to negligible proportions.

The relationship between the relative amounts of electrical and mechanical damping in any particular loudspeaker must surely determine the effect of a given percentage change in the amount of electrical damping. This must vary considerably with loudspeaker constants and may account for the somewhat divergent views on the matter. I venture to suggest, however, that it is normal for the suspension resistance to be very low, and H. F. Olson states ("Elements of Acoustical Engineering," Van Nostrand, p. 112) that it may generally be neglected. If this is so, the electrical damping would have a marked effect on the behaviour of the system, and it is my experience that this is usually the case.

While the question of loudspeaker damping is being discussed, it may be of interest to *Wireless World* readers to know that a method has been evolved by the writer which makes use of the generated E.M.F. in an electro-mechanical vibratory system to control the motion of the system. The method, which is a development of suggestions put forward by Messrs. P. d'E. Stowell and M. K. Taylor, consists basically, as applied to a loudspeaker, of extracting the generated E.M.F. (which is proportional to speech coil velocity), and using it to control the velocity by means of a negative feedback system. The extraction of the generated E.M.F. is achieved by a simple bridge network as in Fig. 3, and requires no special attachments to the loudspeaker.

The system demands a high-grade amplifier with very low phase shift of the type described in the April and May issues. It has been made to operate satisfactorily over a frequency range of 10-1,000 c/s using a standard 12-in loudspeaker, the coil velocity of which was made proportional to input amplitude and

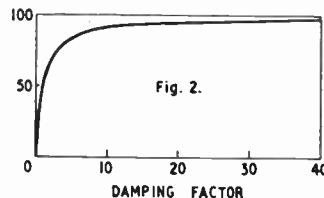


Fig. 2.

completely independent of frequency. By suppressing the radiation from the back of the diaphragm and adjusting the frequency characteristics of the amplifier circuits, the loudspeaker could be made to have any desired radiation characteristic. Since the behaviour of a 12-in diaphragm loudspeaker departs from that of a rigid piston above

1,000 c/s, it was not thought desirable to attempt control above this frequency, and the upper range may be dealt with by a separate radiator.

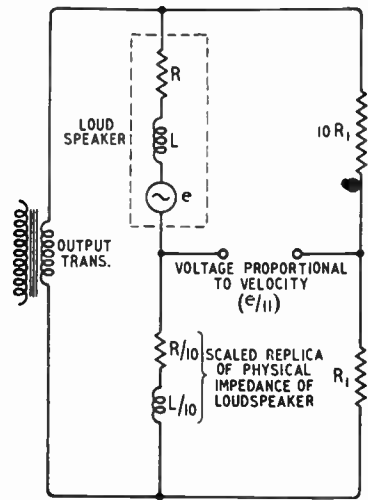


Fig. 3.

The system is still undergoing development and should ultimately provide a close approach to an ideal radiator.

D. T. N. WILLIAMSON,

Research Department,

Ferranti, Ltd.

Edinburgh.

The "-tron" Family

I WAS very much interested in the "Unbiased" column of your February, 1947, issue relative to the suffix "tron."

For a considerable number of years, I have had a hobby of collecting the uses of this suffix in newly coined words. Since writing an article on the subject for an American periodical, *Electronic Industries*, January, 1946, I have continued my collection and it now totals about 200. It ranges from "aeriotron" to "zyklotron" and covers words beginning with every letter of the alphabet except J, W, X and Y.

W. C. WHITE.

General Electric Company,
Schenectady, N.Y., U.S.A.

"Push-pull Phase-splitter"

FOR many years now I have made up for my own interest most of the L.F. amplifiers which have appeared in your pages, and a few days ago completed the new phase-splitter described in the August number.

This amplifier, after a period of most careful listening, is in my opinion just about as near perfection as anything of the sort I have

made up for myself or heard in commercially made amplifiers. The apparatus is very easy to make and requires no special instruments to

balance the two output valves, also it is very inexpensive.

G. POTTER

Tenterden, Kent.

Short-wave Conditions

Expectations for October

By T. W. BENNINGTON (Engineering Division, B.B.C.)

DURING August the average day-time maximum usable frequencies for these latitudes were somewhat higher than during July, while the night-time M.U.F.s were considerably lower than during that month. This was in conformity with the normal seasonal trend, and the M.U.F.s should now continue to vary in that manner towards the winter. The night-time decrease was, however, greater than would have been expected, because on a large number of nights conditions were disturbed.

Daytime working frequencies were therefore fairly high, though not high enough to allow much use of such frequencies as the 28-Mc/s band. Night-time working frequencies were such that those as low as 11 Mc/s were required on some paths. Sporadic E was prevalent—though somewhat less so than during July—and medium-distance communication on very high frequencies was frequently possible by way of this region. It is not expected that this situation will last much longer.

The first 11 days of the month were relatively undisturbed, but later there were some ionosphere storms of very long duration and, on certain days, of marked severity. The most disturbed periods were 12th, 14th, 16th-23rd and 24th-27th.

Forecast.—During October the daytime M.U.F.s should continue to increase, and should, in fact, reach values which will be near the peak of those for the present sunspot cycle. Long-distance communication on very high frequencies will be quite often possible in all directions from this country. The 28-Mc/s amateur band, for example, should be regularly usable at the appropriate time of day, and the month will be propitious for the establishment of contacts over long distances on 50 or 56 Mc/s, though not, of course, as a regular feature. Night-time working frequencies are expected to decrease somewhat as compared with September. Frequencies as low as 9 Mc/s will become the optimum for a few night-time circuits, though frequencies lower than this are unlikely to be really necessary.


The E and F1 layers will not control transmission for any distance in these latitudes, and Sporadic E is not likely to be much in evidence, so that medium-distance communication on high frequencies will not often be possible.

Below are given, in terms of the broadcast bands, the working frequencies which should be regularly usable during October for four long-distance circuits running in different directions from this country. (All times in this article are in G.M.T.) In addition, a figure in brackets is given for the use of those whose primary interest is the exploitation of certain frequency bands, and this indicates the highest frequency likely to be usable for about 25 per cent of the time during the month for communication by way of the regular layers:—

Montreal :	0000	11 Mc/s	(18 Mc/s)
	0500	9 "	(15 ")
	0800	11 "	(19 ")
	1000	17 " or 21 Mc/s	(30 ")
	1200	26 "	(39 ")
	2000	21 " or 17 Mc/s	(29 ")
	2200	15 "	(22 ")
2300	11 "	(19 ")	
Buenos Aires :	0000	15 "	(22 ")
	0200	11 "	(19 ")
	0600	15 " or 17 Mc/s	(24 ")
	0800	21 "	(31 ")
	0900	26 "	(43 ")
	2000	21 "	(32 ")
	2100	17 "	(26 ")
2300	15 "	(23 ")	
Cape Town :	0000	11 "	(20 ")
	0500	15 "	(22 ")
	0600	21 "	(30 ")
	0700	26 "	(41 ")
	1800	21 "	(32 ")
	1900	17 "	(26 ")
	2100	15 "	(22 ")
Chungking :	0000	11 "	(17 ")
	0100	9 "	(16 ")
	0300	11 "	(18 ")
	0500	17 " or 21 Mc/s	(24 ")
	0700	26 "	(36 ")
	1300	21 "	(30 ")
	1500	17 "	(25 ")
1700	15 "	(22 ")	
1900	11 "	(18 ")	

Ionosphere storms are often prevalent during October and some periods of poor communication are therefore to be expected. At the time of writing it would appear that such disturbances are more likely to occur within the periods 1st, 6th-7th, 9th-13th, 16th-18th and 25th-28th than on the other days of the month.

RE-ENTRANT HORN TYPE 42 REH



The new 42REH has advantages of complete weather-proofness, smaller overall length, better weight distribution and consequently greater ease in handling, which make this one of the most popular of the new F.I. loud-speakers. The horn is designed for use with the standard F.I. L.S.7 Unit and allows for this unit to be driven to 12 watts input. A spun aluminium cover over the unit has room for housing a suitable matching transformer.

The construction has been designed so that the whole unit is assembled and held together with ONE LARGE NUT only. This construction enables a number of units to be packed for export in a space which is a fraction of that normally required; assembly is a matter of a few minutes unskilled labour. This unique feature will recommend itself to all export buyers particularly.

The 42REH is not of the "loud-hailer" type of speaker, but is designed to cover a range of frequencies considerably greater than those needed for purely "announcing" purposes; i.e., it is suitable for all normal requirements of high power reproduction of music as well as speech.

Dimensions assembled ... 22in. dia. x 24in.
 Bell diameter ... 22in.
 Cut-off frequency ... 175
 Effective Air Column ... 42in.
 Weight Horn only ... 8 lbs.
 Shipping space ... One—23in. x 23in. x 18in.
 12—33in. x 33in. x 27in.

F.I. for P.A.
FILM INDUSTRIES LTD.
 60, PADDINGTON ST., W.1
 Telephone: WELbeck 2385

RANDOM RADIATIONS

By "DIALLIST"

Eventful Years

RADIOLYMPIA again, after eight exhibitionless years! I find it hard to believe that so much time has passed since we were there; but passed it has and the world has changed not a little in those years. When the last exhibition was held the word "radar" had not been coined and R.D.F. was known only to the little band devoted to its early developments. Very little was known about the centimetre waves, though investigation of their possibilities for short-distance communications was going forward. The magnetron and the Sutton tube were still to be invented. And who could have guessed that the crystal would stage a comeback as the most effective detector of microwave transmissions? Who would have dreamt that we should before long be pouring wavelets through such radio-plumbing as the wave-guide or launching them into the ether from aerials so queer as the "cheese" or the "horn"? The square pulse we knew from its use for the frame sync and line sync of television; but few can have foreseen the importance that pulse technique was to have, or that some form of pulse-modulation would make it possible to modulate a single carrier with several speech channels simultaneously. All those things and more have happened since the last Radiolympia and many of their applications will be there for all to see.

□ □ □

Broadcast Receivers

To the majority of those who flock to Olympia the new broadcast and television receivers will be the most interesting of the exhibits. That is as it should be. The bulk of the space is occupied by those who live by selling receivers and, though this year it is to be a radio rather than just a broadcasting exhibition, its main object must be to maintain, renew or arouse interest in apparatus designed for entertainment in the home. There will be plenty, I am sure, to interest everyone amongst the broadcast receivers and the television sets, though one sighs rather to think what there might have been, had there been no post-war restrictions, no purchase tax, no shortage of labour or of materials. Several points have struck me particularly in the designs of the receivers which have

so far come my way. First, the small sets, those whose basic price (and by "basic" I mean the price before purchase tax is added) has been kept down to somewhere near the £15 mark. To produce such a set is not easy to-day, if it is to be efficient and easy to handle. The price limit reduces the possible number of valves (excluding the rectifier, which after all, need not be a valve), to four at the outside. Now, it is almost an axiom of wireless that the more highly efficient you make the circuit of a receiver, the more difficult it is likely to be for any but an expert to get the best out of it. Designers were thus faced by the double problem of getting the last ounce out of a small number of valves and of making the combination handleable by the wettest-nosed of wet-nose listeners! In both these essentials they have succeeded pretty well.

□ □ □

The Bigger Sets

For years I've been urging that it is of little use to try to popularize short-wave listening if the short-wave ranges of broadcast receivers have tuning arrangements so coarse that only by the exercise of considerable manual skill and the patience of Job can a desired station be brought in. I'm glad to see quite excellent bandspreading arrangements provided on the S-W range in several of the bigger sets. This should be a popular feature and I hope it will meet with the success it deserves. There is, though, just the chance that many potential buyers have come to the conclusion, after so many years of clumsy tuning arrangements, that the short waves are not their cup of tea. Really one could hardly wonder if it were so: have you ever tried "exploring" the 19-metre band with a small superhet of the "broadcast" type built in years gone by? I put the word exploring in inverted commas, since I've known dials on which the whole band occupied less than a quarter of an inch! Let's hope that such absurdities are things of the past and that the man in the street will be convinced that short-wave listening can be an enthralling hobby. Given the right kind of set, it certainly is.

□ □ □

The Missing Stage

It is, in a way, surprising to find how few of our receivers are pro-

vided with a R.F. amplifying stage. Without at least one such stage—or, at any rate, a bandpass input from the aerial to the first valve—it is hardly possible to eliminate second-channel interference entirely. Both the R.F. stage and the bandpass filter have one big drawback in these hard times: each means an extra section in the variable tuning capacitor and additional coils. Variable capacitors larger than the two-gang are expensive and not easy to obtain. Very possibly they are difficult to come by mainly because the demand for them is comparatively small. I have never believed that the cost of a wireless set of the larger type mattered very much, for the man who wants a really good receiver is quite prepared to pay for it.

□ □ □

Shocks and Switches

A FRIEND of mine was disconnected the other day by receiving a pretty shattering electric shock when he thought that he had taken all the proper precautions to prevent such a thing. His A.C. mains set had died on him and, having removed the chassis from the cabinet, he was making a preliminary examination, with aerial and earth disconnected and the set switched off. A visual inspection disclosed nothing amiss, so he decided to connect up aerial and earth in the faint hope, which most of us cherish at such times, that there was nothing really wrong and that the set was just being pernickety. With the bare end of the earth wire in his left hand, he put his right on to the chassis in order to turn it into a convenient position. It was at that moment that he bought a genuine fourpenny one. The set was switched off, wasn't it? Yes, but there happened to be an insulation defect in the mains transformer primary circuit and it chanced that the two-point plug at the end of the set-to-mains flex was so inserted in its socket that the switch in the receiver was in the neutral lead. The chassis was thus very much all alive-oh, even though the switch in the set was at "off." The shock, as you'll see, could just as easily have smitten one who was not engaged in looking for a fault at all, but was merely connecting his earth lead, holding the wire in one hand and feeling with the fingers of the other for the socket or spring-clip in the set.

□ □ □

Safety First

Personally, I've never much liked the single-pole mains switch used in conjunction with a two-pin plug,

for it is an even chance whether or not you connect up in such a way that the switch breaks the phase lead. Ideally, the receiver switch should always be of the double-pole variety, for "off" ought to mean that the set is completely disconnected from the supply. Some well-designed sets have this safeguard, but far too many don't. It is sound practice to use a three-point plug and socket for the mains connection, making sure, of course, that the phase pin of the plug is wired to the lead from the switch in the set. It's rather surprising, when you come to think of it, that the wiring regulations in force should allow the use of any flex-connected apparatus containing a single-pole switch in conjunction with a two-point plug. The three-pin plug is eventually to become the standard domestic fitting, but it may be years before its adoption is universal.

MERCHANT SHIP EQUIPMENT

MORE rigorous requirements for the radio equipment of British merchant vessels are foreshadowed by the issue by the Post Office of three specifications. In a foreword it is stated that the G.P.O., in consultation with the Ministry of Transport, shipping interests and radio equipment manufacturers has decided that technical improvements of the apparatus now in general use is needed to cope with present-day traffic congestion. A series of specifications, in keeping with modern standards, stating the minimum performance that will be required to secure the P.M.G.'s Certificate of Approval for each major item of ship radio equipment, has been issued. The titles are:—

Radio for Merchant Ships: Performance Specifications. Pp. 49; price 1s

Radio for Merchant Ships: Performance Specification for a Motor Lifeboat Radio Equipment. Pp 9; price 3d.

Radio and Radar for Merchant Ships: A Performance Specification for Climatic and Durability Testing. Pp 6; price 2d.

Of these specifications (which are issued by H.M. Stationery Office) first-mentioned is the most important; it deals with several different types of transmitters and receivers, as well as with D.F. gear.

Eventually all marine equipment will be required to conform to these specifications. Due notice will be given of the date after which new installations must conform; also of the date on which existing installations must be brought into conformity.

Interesting Display of New Components on the

BULGIN

STAND No. 3 (Grand Hall) at Radiolympia

- ★ *A new range of PRESS switches especially suitable for personal midjet receivers. Available in five types, for flush mounting. Also suitable for refrigerators, lobby lights, etc., where circuit is required on opening or closing of a lid, cover, or door.*
- ★ *A new co-axial flex connector designed for car radio uses. Also available for flush panel mounting. Types with integral fuse are included.*
- ★ *The range of toggle-switches now includes over 200 types. All types have been improved by new methods of manufacture and by standardisation of specialised raw materials. Of particular interest are the S.258 and S.259 general-purpose types.*
- ★ *A unique range of key-operated toggle-switches designed for security purposes.*
- ★ *A new range of moulded signal lampholders. These are of simple construction and are designed to facilitate easy access to the lamp-bulb.*
- ★ *For television requirements, a new mains connector (P.200) is available also 8 and 12-pin plugs and sockets. The P.200 fixes to the cabinet-back and breaks the mains supply on removal of the back, thus ensuring absolute safety to the user.*

ALSO ON DISPLAY

A COMPREHENSIVE RANGE OF OUR STANDARD RADIO AND TELEVISION COMPONENTS, INCLUDING CABLE PLUGS AND SOCKETS, CAPACITORS, COILS, FUSES, RESISTORS, TRANSFORMERS, ETC.



"The Choice of Critics"

A. F. BULGIN & CO., LTD.

BYE-PASS ROAD, BARKING, ESSEX.

Telephone · RIPpleway 3474 (5 lines)

RECENT INVENTIONS

A Selection of the More Interesting Radio Developments

WIRING SYSTEMS

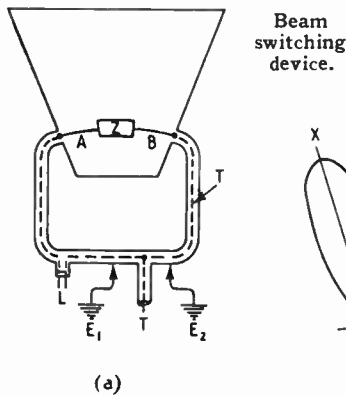
THE assembled parts of a wireless set are connected up in circuit through strips of a metallic paste, which is laid in grooves previously made in a chassis of insulating material. The paste is made by mixing finely powdered copper with amyl acetate, in which some celluloid has been dissolved. As the acetate evaporates, the celluloid binds the copper particles into a firm mass of good conductivity. The chassis is of synthetic resin.

At unavoidable cross-over points apertures are made to connect one of the upper grooves with another formed in the under-surface of the chassis. Recesses are shaped to take the bases of the principal components, and are fitted with rubber packing to force the terminals into firm contact with the conducting strips.

Murrayfield Nominees, Ltd., and P. Plowman. Application date, Oct. 13th, 1944. No. 583285.

APPROACH BEAMS

THE inner ends of the radiators A, B are connected through a half-wave non-radiating reactance Z, so that the currents in both limbs are



of the same sign, i.e., positive or negative. The outer ends are fed from the inner wire of a coaxial transmission line T, the outer conductor of which is connected to a horn-shaped reflector of rectangular cross-section. The line assembly is tuned to the operating frequency by an adjustable stub or loop L.

The direction of the radiated beam depends upon the distribution of the standing wave system along the limbs A, B, relative to the sides of the reflecting horn, and this will alter as the position of the voltage node at the earthing point is changed. The axis of the maximum lobe can accordingly be swung from X to Y, in order to define an approach path D, by rapidly

switching the earth contact between the points E, and E.

Standard Telephones and Cables, Ltd., and E. O. Willoughby. Application date May 2nd, 1941. No. 581724.

VARIABLE TUNING CIRCUITS

THE stability of a valve oscillator is adversely affected by the varying shunt impedance value of the normal tuning circuit at different frequencies. One known method of compensation is the use of an inductance coil with a Q-factor that is inversely proportional to frequency, but this has certain disadvantages.

According to the invention, the problem is solved, in the case of a capacity-tuned circuit, by connecting across a part or the whole of the circuit an auxiliary resistance in series with an auxiliary capacity. The specification contains an analysis of the conditions required to keep the shunt impedance of the corrected circuit constant, as the tuning control is varied, without incurring undue losses at the lowest frequency, and gives specific formulæ for the values of both the auxiliary components in terms of the conductance of the main circuit at its upper and lower limits of frequency.

A. C. Lynch. Application date, July 10th, 1944. No. 585365.

AUTOMATIC STROBING

IN radar equipment, as used on fighter planes for intercepting enemy bombers, the echo signal from a selected target is isolated and distinguished from other signals by a strobing voltage, which first searches for the desired signal and is then automatically locked to it, so that only this signal can appear on the C.R. screen to show the instantaneous position of the quarry. An auxiliary voltage is then applied to "draw-out" the indicating spot along the time-base, and to add lateral extensions or "wings," which serve to indicate the instantaneous range of the bomber, as the fighter is "homing" on to it. Control voltages are used to cut out undesired ground reflections, and for other purposes.

The master control voltage is initiated by each exploring pulse, and is fed to a delay network, from which the other operative voltages are tapped off. The duration of the "searching strobe" is gradually increased until, in the course of its "drift" along the time-base, it overlaps the desired echo signal. The coincidence of the two on the grid of a gate valve then allows that signal alone to appear on the indicator. Simultaneously the "drift" control is cut out, so that the strobe stays locked to the signal. A frequency-discriminating circuit holds the

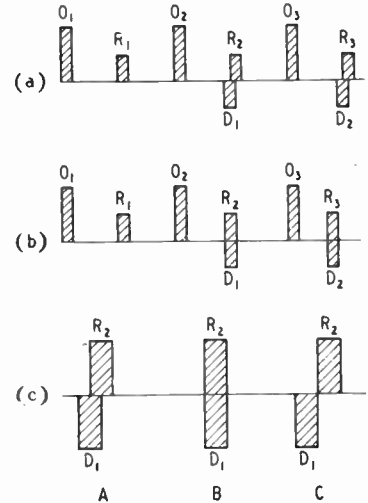
echo signal at the centre of the strobe interval.

F. C. Williams, E. L. C. White, and D. Blumlein (legal representative of A. D. Blumlein). Application date October 15th, 1943. No. 582503.

MEASURING RELATIVE VELOCITY

THE relative speed of a craft in pursuit of another is shown by reflected pulse signals on a calibrated meter of the centre-zero type.

Each of the twin grids of a tetrode detector, forming part of the radiolocation set carried by the pursuit plane, is separately coupled to the echo-



Pulse indications of relative velocity.

receiving aerial, one directly, and the other through a circuit which reverses the signal voltage and introduces a time lag equal to the pulse repetition frequency less half a pulse-width. Both parts of the split echo signal are also equalized in amplitude, before they reach their respective grids. One grid thus receives a part of each echo signal directly, whilst its twin grid receives a part of the delayed and reversed echo signal from the previous pulse, both combining to control the anode current that is fed to the indicator.


In the diagram the transmitted pulses are marked O, the direct echoes R, and the delayed echoes D. Diagram (a) shows the signal conditions for constant relative velocity, and (b) those that occur when the pursuer is gaining on his quarry. In diagram (c), A and B show the corresponding grid voltages, and C those when the pursuer is losing ground.

J. Forman and Pye, Ltd. Application date April 17th, 1941. No. 581166.

The British abstracts published here are prepared with the permission of the Controller of H.M. Stationery Office, from specifications obtainable at the Patent Office, 25, Southampton Buildings, London, W.C.2, price 1/- each.

Quality

**ACKNOWLEDGED
THROUGHOUT
THE WORLD**



**STAND No. 41
GRAND HALL**

ERIE

Radio & Electronic Components

**RESISTORS • CERAMICONS • Hi-K CERAMICONS • POTENTIOMETERS
SUPPRESSORS • VITREOUS ENAMELLED WIRE-WOUND RESISTORS**

Erie Resistor Ltd., The Hyde, London, N.W.9, England.
Telephone: COLindale 8011-4. Cables RESISTOR, LONDON.
Factories · London England · Toronto, Canada · Erie Pa., U.S.A.




Supplied to

**THE LEADING
 ENGLISH RADIO
 MANUFACTURERS,
 ENGLISH AND
 CONTINENTAL
 RELAY SYSTEMS
 AND THE
 NETHERLANDS
 POST
 OFFICE.**

REPRODUCERS & AMPLIFIERS LTD.
FREDERICK STREET · WOLVERHAMPTON

MORE THAN
 1,500 DIFFERENT TYPES
**machine
 tools**



**AVAILABLE
 NOW!**

Government Surplus machine tools available NOW at attractive prices. YOUR opportunity to get better equipment and increase production.

DISPOSAL CENTRES, where records of all machines available may be inspected, are open to the public for enquiries from 10 a.m. to 4 p.m. Monday to Friday inclusive:—

BIRMINGHAM C.M.L. Buildings, Great Charles Street
BRISTOL 8/9 Elmdale Road, Bristol 8.

CARDIFF Imperial Buildings, Mount Stuart Square.

GLASGOW 21 Glassford Street.

LEEDS 10 Bank Street, off Boar Lane.

LONDON Room 0088, Ground Floor, Thames House
 North, Millbank, S.W.1.


MANCHESTER Britannia House, Fountain Street.

ISSUED BY THE MINISTRY OF SUPPLY

LONDON CENTRAL RADIO STORES

Special Offer of Ex-Govt. Receivers, etc.

10-VALVE COMMUNICATION RECEIVER—Type R1155




A new delivery!

These sets are equal to new, need only a power pack for immediate use (see "W.W." July, 1946). Freq. range 7.5 mc/s, or 1,500 kc/s., complete with 10 valves, including magic eye. Enclosed in strong metal box. . . . **£15**
Each receiver is aerial tested.

Carriage and packing 7/6 extra. No C.O.D.
POWER PACK 220-250 v. A.C. for above is available to CALLERS ONLY


Type R1147B 7-VALVE U.H.F. RECEIVER Range approx. 200 megacycles



A Real Opportunity!


Beautifully constructed and fitted with micro-condenser drive. Valve type two EF50, two EF36, one each EBC33, RL7, RL16. In black metal case 8 x 7 x 6in. Set, complete with valves **£27.6**

Exceptional Offer! VOLT—OHM METER



1,000 ohms per volt.
Range 0-500 volts and 0-1 megohm Resistance
In damp-proof case 9in. x 7in. x 7in. Illustration shows hinged lid removed.
Complete with all instructions. Brand new.
£5.10.0

FRACTIONAL H.P. A.C. MOTORS



Brush type, 220-250 v. 50 cycles approx. 5,000 r.p.m. Overall diam. 10 x 4in. 1/2in. spindle extends 1in. both ends Post 2/6 extra. **37/6**

AIRBORNE G.P. TRANSMITTERS Type 1154. A few only to clear.

Complete with 4 valves. Frequently coverage: 500 kc/s. 200 kc/s, 10 mc/s, 3 mc/s, 2.35 mc/s, 8 mc/s, 2.5 mc/s. Power input 1,200 v., 200 m.a. H.T. 8 v. 4 amp. L.T. Chassis size, 15in. x 13in. x 8 1/2in. In metal cabinet. Supplied in strong wood case, with metal bound corners and carrying handles, easily adapted for **£5.17.6**
Amateur use. Less Power Pack
Carriage and Packing 10/- extra.

Ex-G.P.O. TELEPHONE TRANSMITTERS

On table stand with screened lead and Jack Plug. New. **13/6**



RADAR VIEWING UNITS

Consisting of 6in. diameter Electrostatic C.R. tube, 7 valves including four EF50, potentiometers, resistances and other associated components. In metal cabinet 18 x 8 x 7 1/2in. Bargain price **£37.6**

TELEPHONE LINE or UNISELECTOR SWITCHES



4- or 6-bank, 2b constants. Have various applications including automatic tuning, circuit selection, etc. Operates on 25-50v.

4-bank 28/6
6-bank 30/-

Super Quality Heavy Duty TWIN-ELEMENT SLIDING RESISTANCES

5.4 ohm at 20 amp 47/6
12 ohm at 10 amp. 39/6
70 ohm at 5 amp. 35/-
Single Element 14 ohm at 5 amp. 13/6

ELECTRO MAGNETIC COUNTERS

Ex-G.F.O., every one perfect, electro-magnetic, 500 ohm coil, counting to 9,999, operated from 25v.-50v. D.C., many industrial and domestic applications **5/6**

OSCILLATOR UNITS. Type 217.

These units contain very useful components: two EF50 Valves, three P.O. type Relays, numerous Condensers including two 20v. 25mfd. Electrolytics, Resistors, Potentiometers, etc. Bargain price **£1.12.6**


• We do not issue lists or catalogues

Model *AN/APA-1. Ex-U.S.A. AMERICAN AIRCRAFT RADAR UNIT




115v. 500 cycles. Complete with 3in. Cathode Ray Tube, 11 valves Power pack, etc. In black crackle metal case. Brand new and boxed. With full instructions. Carr. paid. **£4.10.0**

4-VALVE SUPERHET RECEIVER CHASSIS Type 18 Mk. III




Range 6-9 mc/s. Complete with valves, 465 Kc LP. Carr. paid **37/6**

6-VALVE SHORT-WAVE RECEIVER Precision-built Communication Type Type R20



Range: 10-60 mc/s
Suitable for AC 100-250 v. or 6v. battery operation. Metarectifiers, H.P.O., Built-in Speaker, Super Slow motion dial. Provision for phones, etc. A real super job in grey metal cabinet. Complete with Valves and Vibrator ready to use **£18.0.0**
Carriage and packing 12/6 extra.

LONDON CENTRAL RADIO STORES, 23, LISLE ST. (GERrard 2969) LONDON, W.C.2
Closed Thursday 1 p.m. Open all day Saturday.



SERIES 100
**MULTI-RANGE
 TEST SET** by
PULLIN

A Service Engineers' Universal Testing Set with a sensitivity of 10,000 Ohms per Volt. The Instrument is housed in a strong metal case with carrying handle, and is complete with one pair of leads having detachable bull-dog clips and test prods.

Ranges : AC/DC Volts : 10, 25, 100, 250, 500, 1000.
 D.C. Milliamps : 2.5, 10, 25, 100, 500.
 AC/DC Microamps : 100 Microamps on the 10V range.
 Resistance ranges : 0-1 Meg. (13,500 Ohms mid scale). 0/10,000 Ohms (135 Ohms mid scale).

Frequency Range : 15 to 20,000 Cycles per second.

Accuracy : 3% on D.C. Ranges.
 4 1/2% on A.C. Ranges (for sinusoidal waveforms).
 5% on Resistance Ranges (Compensated for normal variation of cell voltage).

Size : 9" x 5 1/2" x 4".

Terminals : Socket head type.



**MEASURING INSTRUMENTS
 (PULLIN) LTD**

Address all enquiries to Dept. J, Electric Works, Winchester Street, Acton, London, W.3. Telephone: Acorn 4651-4


S.S. White

FLEXIBLE SHAFT
 ASSEMBLIES FOR
 CAR TANKS
 SPEEDOMETERS
 TACHOMETERS
 CHOKES
 STARTERS

THE S. S. WHITE COMPANY BRITANNIA WORKS
 ST. PANCRAS WAY - CAMDEN TOWN LONDON N.W.1.
 Cable Address : WHICODENTA, WESDO, PHONE, LONDON
 Telephone : EUSTON 4758 - 4759

Robert Sharp & Partners

WT 33



Model P2VO. A 2½" diameter Speaker, weighing only 3½ ozs. designed for small personal radios.

CELESTION LTD
 KINGSTON-ON-THAMES · SURREY
 TELEPHONE: KINGSTON 565 6-7-9

Model P84: An 18" diameter Speaker with a peak power handling capacity of 40 Watts; suitable for public address purposes.

Stabilised Insulation BY MODERN IMPREGNATION METHODS

HYMEG

HIGH-SPEED PRODUCTION

Now, special methods of continuous conveyor impregnation and baking developed with the use of HYMEG have still further reduced processing times to a fraction of those previously believed necessary.

Often faster than infra-red baking with none of the defects, reduced handling, absence of special jigs, with complete freedom from blistering, bubbling and porosity, are some of the advantages claimed and substantiated for HYMEG High Speed Production methods.

HYMEG Synthetic Insulating Varnishes are recognised and widely used for their mechanical rigidity, improvement of electrical properties of windings; heat, moisture, oil, acid and alkali resistance as well as for the considerably reduced stoving time necessary.

HYMEGLAS

GLASS FIBRE INSULATION SYSTEM

This integrated system of development is successful in enabling machines to be designed and operated without weak links in the chain of insulation below 200°C. Thus the fullest advantage is taken of modern glass fibre insulation by providing a degree of bonding and insulation at every point in which the uniting of Hymeg impregnation with the Hymeg as used for subsidiary insulations gives a solid homogeneous winding of equally efficient characteristics and heat resistance throughout.

Hymeglas therefore virtually eliminates any risk of insulation failure and enables motors and the like to operate under abnormal conditions for long periods without risk of electrical breakdown.

Due to the excellent space factor of glass fibre as compared with the more usual asbestos and mica Class B insulations, it is often possible in redesigning with the Hymeglas system to employ larger copper sections with well-known advantages.

The Berger Technical Service—the research work of which produced "HYMEG" and "HYMEGLAS" is available to advise manufacturers on all problems of insulation. Get in touch now with—

LEWIS BERGER & SONS LTD. (Est. 1760)
35, BERKELEY SQUARE, LONDON. W.1.

Telephone: MAYfair 9171.

MANUFACTURERS OF HIGH-PERFORMANCE INSULATING VARNISHES AND ENAMELS.

SPHERE INSTRUMENTS



Introducing the
ALL WAVE SIGNAL GENERATOR TYPE 505

A portable Signal Generator for AC. Mains operation. Specially developed by SPHERE as a high class instrument, for general Laboratory and Workshop use, it is the ideal instrument for the aligning and testing of radio receivers and amplifiers.

This is a specially designed Generator embodying several new and unique features and improvements, which radio engineers will find invaluable.

All "SPHERE" Test-instruments are entirely British made with highest quality materials and workmanship and carry a SIX Months' guarantee.

- Continuous frequency coverage from 110 Kilocycles to 56 Megacycles, in six bands.
- Exclusive "SPHERE" "SEE AT A GLANCE" Band and Attenuator indicators.
- Built in ladder attenuator, with fine control, giving 1 Volt maximum, in five steps, in multiples of 10 Microvolts.
- Radio and Audio Frequency Voltages can be switched via single Test-lead.
- Variable control of 400 C.P.S. audio, from 0 to 1 Volt.

FOR RADIO SERVICE, RADIO ENGINEERING
AND LABORATORY USE.

Write for List No. 505 S.G.


SPHERE RADIO LIMITED

Radio Instrument Manufacturers

HEATH LANE, WEST BROMWICH

ISOLATION FROM VIBRATION

NEW VIBRATION ELIMINATORS



"EQUIFLEX"
MOUNTINGS

AN **AV** PRODUCT

"Equiflex" Mountings are invaluable for the mounting and suspension of machines, equipment, instruments, electrical apparatus, motors, etc., and wherever elimination of vibration and shock is required.

SPECIAL FEATURES

Flexible in all directions at an equal deflection. Can be loaded on any side, thus eliminating vibration in Vertical, Horizontal and Longitudinal planes employing best quality natural rubber spring elements and complete with snubbing device. Special Fittings made to suit customers' requirements.

Also available as previously advertised, the ALL-METAL construction comprising an ingenious Damped Spring System.

Write for illustrated brochure, and send us details of your requirements.

A. WELLS & CO. LTD. (Dept. W.W.),
STIRLING ROAD, WALTHAMSTOW, LONDON. E.17
Phone: Larkswold 2691

PREMIER RADIO COMPANY


MORRIS & CO. (RADIO) LTD.

ALL POST ORDERS to 167 LOWER CLAPTON RD., LONDON, E.5.
ALL CALLERS to 169 FLEET STREET, LONDON, E.C.4.

'Phone : Amherst 4723.
'Phone : Central 2833.

Terms of Business : Cash with order or C.O.D. over £1. Send 2½d. stamp for list.

RADIOGRAM CABINETS



Dignified appearance and good workmanship. Size 31 1/2 in. high, 14 1/2 in. deep, 33 wide. French polished, veneered walnut. Price £28. Also available complete with electric motor with auto stop, £30 3s. 9d., or with electric motor, auto stop and magnetic pick-up, £32 13s. 4d.
Ditto with Rothermel Crystal Pick-up, £35 2s. 1d. or with 8 record-mixer changer, £45 7s. 6d.

FERRANTI 1 MILLIAMM METERS. 3 1/2 in. external diameter, flush mounting, with self-contained Westinghouse bridge rectifier. Scale marked 0-10 volts with fifty divisions, fitted in well-made wooden box 6 x 3 x 5 in. 35/-.

D.C. TO A.C. CONVERTERS. Input, 18, 24 v. D.C. Output, 230 v. 50 cycles 100 watts, £5.

POWER PACKS. Input, 210-240 v. 50 cycles. Output, 250 v. 80 m. a. 6.3 v. 3.5 a. Fully smoothed. Contained in substantial screening box, with full wave valve. £2 10s.

MAINS TRANSFORMERS. All 230 v. 50 cycles input. Type 2.—40 v. 2 amps. (Excellent for rewinding.) 15/-.
Type 4.—450-0-450, tapped at 750 and 450 v., 500 milli-amps with I.T. trans. 4 v. 3 a. twice. £3 15s.
Type 8.—5 v. 10 a. and 4 v. 10 a. 15/-.
Type 3.—500-0-500 v. 150 m. a. 4 v. 2 1/2 a. 4 v. 1 a. 4 v. 5 a. 35/-.
Type 5.—450-0-450 v. tapped at 300 v. 150 m. a. 4 v. 3.5 a. 4 v. 3.5 a. 30/-.
Type 35.—300-0-300 v. 250 m. a. 4 v. 3.5 a. 6.3 v. 5.7 a. 6.3 v. 1.2 a. 35/-.

OSCILLOGRAPH POWER UNITS.—Input, 230 volts. Consist of kit of parts incorporating mains transformers, metal rectifiers voltage doubling condensers.
Type 406.—Output, 1000 v. and 6.3 v., 20/-.

R.A.F. 1155 RECEIVERS. Brand new, complete, £17 10s.

A/C POWER PACK (230 v. Input) for above, £2 10s.
SHORT-WAVE CONDENSERS. High-grade ceramic insulation, super midjet type, single gangs available in 10, 20, 50, 75 (75 pf. has double spindle for ganging). Price 2 6.

2-GANG, in 4, 8, 9.6, 27.1, 50, 75 p.f. Price 5/-.
3-GANG. Full size, 160 p.f. Price 5/-.

WAVE CHANGE SWITCHES. Available with any of following wafers: 2-pole 3-way, 3-pole 3-way, 4-pole 2-way, 2-pole 4-way, 1-pole 4-way, with shorting bar; 2-pole 3-way: 1 gang, 4 -; 2-gang, 5 6; 3-gang, 7/-.

TYPE 100.—A rotary transformer with completely smoothed output, contained in a soundproof metal screening box. Input 6 v. D.C.; output 220 v. 50 m/a D.C. 30/-.

TYPE 113.—A rotary transformer, input 6 or 12 volts. With 12 v. input, output is 600 v. 250 m. a., with 6 v. input, output is 300 v. 200 m. a. 30/-.

500 MICROAMP METERS. Moving coil, 2 in. diameter flush mounting. Available by the following manufacturers: Met-Vick 500 ohms; Ferranti 79 ohms; Weston 116 ohms. Either type 21, - 8 special quotations for quantities. The following accessories are available to convert the above meter into a multimeter. Set five multipliers plus/minus 2 1/2 per cent. to read 10 v., 50 v., 100 v., 250 v., 1,000 v., 7 6 the set. Bridge type meter rectifier, 10/-.
Separate 0-10,000 ohm scale chart, 1,000 ohms. Present resistance, and fixed resistor to convert meter into ohm-meter with 1 1/2 v. battery, 3 6.

BAKELITE CABINETS



MIDGET RADIO KIT. Build your own midget radio. A complete set of parts, including valves, loudspeaker and instructions. In fact, everything except cabinet necessary to build 4-valve Medium and Long Wave T.R.F. radio operating on 200-250 v. mains, A.C. or D.C. Valve line-up, 6K7, 6J7, 25A6, 25Y5. Wavelengths covered 200-557 and 700-2,000. Size 10 x 6 x 6 in. Completely drilled chassis. Price, including tax, £7 7s. 6d.

SUPERHET MIDGET RADIO KIT. A complete kit of parts for a 5-valve superhet. Covers 16-50 and 200-557 metres, A.C. DC 200-250 v. 6K8, 6K7, 6Q7, 25A6, 25Y5. Size, 10 x 6 x 6 in. Completely drilled chassis. Price including tax, £8 5s.

An attractive brown bakelite cabinet as illustrated above can be supplied for either kit at a cost of £5 -.

METAL RECTIFIERS.

Output Volts	Current	Type	Price
600	40 m. a. H.W.	5 -
250	40 m. a. H.W. or V.D.	5 -
325	65 m. a. H.W. or V.D.	5 -
36	75 m. a. Bridge	1/8
16	1 amp. Bridge	12 6
48	1 amp. Bridge	2 6
16	5 amps. Bridge	30 -
16	8 amps. Bridge	37 6
4	1 amp. H.W.	5 -

ALUMINIUM CHASSIS. Substantially made of bright aluminium, with four sides.

7 x 3 1/2 x 2 1/2 in.	.. 4 6	9 1/2 x 4 1/2 x 2 1/2 in.	.. 5 6
10 x 8 x 2 1/2 in.	.. 7 8	12 x 9 x 2 1/2 in.	.. 7 9
14 x 9 x 2 1/2 in.	.. 8 3	16 x 8 x 2 1/2 in.	.. 8 6
20 x 8 x 2 1/2 in.	.. 10 6	22 x 10 x 2 1/2 in.	.. 13 6

MANBRIDGE TYPE CONDENSERS. Huge purchase of military surplus paper condensers. Super quality, oil filled.

Capacity	Working Voltage	Size	Price Per Each	Price Per Doz.
2 mf.	1,000 4 1/2 x 1 1/2 x 1	2 6	20 -
2 mf.	600 3 1/2 x 1 1/2 x 1	1 0	14/-

TYPE 103 ROTARY TRANSFORMER. Normal rating is 19 v. D.C. input. Output, 300 volts 30 m. a. and 6.5 volts 3 a. D.C. By applying between 200 and 250 volts D.C. to the H.T. output side, the two low-tension windings may be used to charge accumulators. The 19-volt side will charge a 6-volt accumulator at 2-3 amps the 6.5 side a 2-volt accumulator at 1-2 a. With a 12-volt input to the 19-volt side, 180 v. at 30 m. a. and 4 v. at 3 a. may be obtained. With a 6-volt input to the 6.5 side, 160 v. at 30 m. a. may be obtained. By extending the spindle which is flush with the frame and applying 200 to 250 v. D.C. mains to the 300 v. side, the unit becomes a powerful high-speed electric motor, suitable for small drilling machines, etc. Similarly, it may be used with 6 or 12 v. input to the 6.5 v. or 19 v. side. It employs a powerful ring magnet and is of substantial construction, costing originally over £5. A fortunate purchase enables us to offer these fine units at 10/-.

Phillips Amplifiers. Military surplus, sealed condition. Perfect working order, 12-volt battery operated, speech only, output 8 watts, push-pull output. Incorporate 220 v. 80 m. a. vibrator pack, 35/-.
3 Valves for same (0Z4 and two EL35), C5/-.
High output carbon hand mixer for same, 5/-.

2-VALVE SHORT-WAVE BATTERY KIT. A complete kit of parts for a 2-valve battery, covering 15-600 metres, including valves, coils, drilled chassis, H.T. and L.T. dry batteries to last approximately 6 to 12 months. A pair of double headphones and full instructions. Price £3 10s. An extra coil can be supplied covering 600-1,500 metres, at 4/-.

SUPERHET TUNING PAKS. Completely wired and aligned. 13-40, 40-120, 100-570 metres. R.F. stage, 465 kc.; 9 connections only. Complete with 3-gang condenser, calibrated, engraved Perspex dial, and 8 M. drive. Litz wound polystyrene insulation, permeability tuned I.P.s, 7 kc band width. Price complete £3 17s. 6d.

PREMIER PEDESTAL PLAYING DESKS



A well made mahogany finished pedestal cabinet, containing a quality electric gramophone motor and pick-up in upper compartment, and record space in lower Height, 30 in. Width, 16 in. Depth, 15 in. Price £18 18s.

RECORD PLAYERS. Consist of a High Quality electric gramophone motor 200 250 v. 50 cycles with speed regulator, 12 in. turntable, automatic start and stop. Quality magnetic pickup, mounted on a strong metal frame. Price £8 10s. 6d. Identical Model but with Rothermel Crystal pickup, £10 10s. 6d.

AUTOMATIC RECOR PLAYERS. A reliable automatic 8 record mixer changer, 200/250 v. 50 cycles, with reject and repeat mechanism, mounted on a strong metal frame. Price £20.

METERS. A huge purchase of military surplus meters allows us to offer the following bargains. Best makes, Bakelite cases, prices are approx.; original cost.

Range	Ext.	Basic	Fitting	Type	Price
300 v.	3 1/2"	8 M/A	Flush	M.I. A/C	7 6
500 M.A	3"	—	Proj.	M.C.D.C.	12 6
40 v.	2"	5 M/A	Flush	M.C.D.C.	7 6
2 1/2 A	2"	—	Flush	Thermo	7 6
4 A	2 1/2"	—	Port.	H. Wire	7 6
3KV	3 1/2"	2 1/2 M/A	Flush	M.C.D.C.	20/-
20 A	2"	25 M/A	Flush	M.C.D.C.	7 6
40 A	2"	12 1/2 M/A	Flush	M.C.D.C.	7 6
25 A	3 1/2"	5 M/A	Flush	M.C.D.C.	7 6
25 A	3 1/2"	25 M/A	Proj.	M.C.D.C.	7 6

SUPER OUTPUT TRANSFORMERS. By means of a series parallel arrangement wherein the maximum winding is used for each ratio extremely high efficiency is obtained. Any valve single or pushpull may be matched to any voice Coil (2 to 30 ohms) type Mo. 15, 15 watts, 30/-.

PREMIER MAINS TRANSFORMERS. All primaries are tapped for 200-230-250v. mains 40-100 cycles. All primaries are screened. All LTS are centre tapped.

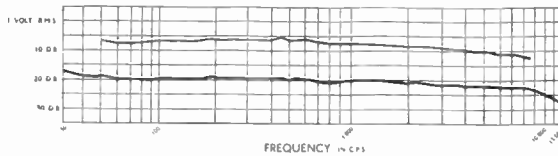
List No.	Output.	Price
SP.175A.	175-0-175 v. 50 m/a. 6.3 v. 2-3 a., 5 v. 2a	25/-
SP.175B.	175-0-175 v. 50 m/a. 4 v. 1 a. 4 v. 2-3 a.	25/-
SP.250A.	250-0-250 v. 60 m/a. 6.3 v. 2-3 a. 5 v. 2a.	25/-
SP.250B.	250-0-250 v. 60 m/a. 4 v. 1-2 a., 4 v. 3-5 a.	25/-
SP.300A.	300-0-300 v. 60 m/a. 6.3 v. 2-3 a., 5 v. 2a.	25/-
SP.300B.	300-0-300 v. 60 m/a. 4 v. 2-3 a., 4 v. 3-5 a., 4 v. 1-2 a.	25/-
SP.301A.	300-0-300 v. 120 m. a. 5 v. 2-3 a., 6.3 v. 3 a.	28/-
SP.301B.	300-0-300 v. 120 m. a. 4 v. 2-3 a., 4 v. 2-3 a., 4 v. 3-5 a.	28/-
SP.350A.	350-0-350 v. 100 m. a. 5 v. 2-3 a., 6.3 v. 2-3 a.	28/-
SP.350B.	350-0-350 v. 100 m. a. 4 v. 2-3 a., 4 v. 2-3 a., 4 v. 3-5 a.	28/-
SP.351	350-0-350 v. 150 m. a. 4 v. 1-2 a., 4 v. 2-3 a., 4 v. 3-6 a.	36/-
SP.351A.	350-0-350 v. 150 m. a. 4 v. 2-3 a., 4 v. 3-6 a., 4 v. 1-2 a., 4 v. 1 a.	38/-
SP.352.	350-0-350 v. 150 m. a. 5 v. 2-3 a., 6.3 v. 2-3 a., 6.3 v. 2-3 a.	36/-
SP.375A.	375-0-375 v. 250 m/a. 6.3 v. 2-3 a., 6.3 v. 3-5 a., 5 v. 2-3 a.	46/-
SP.375B.	375-0-375 v. 250 m/a. 4 v. 2-3 a., 4 v. 2-3 a., 4 v. 3-6 a.	46/-
SP.425A.	425-0-425 v. 200 m. a. 6.3 v., 2-3 a. 6.3 v. 3-5 a., 5 v. 2-3 a.	47/-
SP.425B.	425-0-425 v. 200 m. a. 4 v. 2-3 a., 4 v. 2-3 a., 4 v. 3-6 a.	47/-

The "Connoisseur" is proved by trade tests

Exhaustive trade tests have substantiated our claims for the "CONNOISSEUR" pick-up. Below we give the response curve to which every "CONNOISSEUR" pick-up is individually tested.

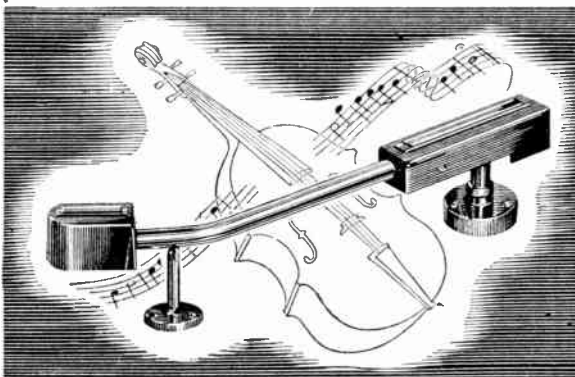
Supplies are very limited but we invite trade enquiries to our distributors who will endeavour to meet your requirements.

RESPONSE CURVE *Connoisseur* PICK-UP




LOWER CURVE DIRECT FROM PICK-UP RESISTIVE LOAD 100,000 Ω
TOP CURVE TRANSFORMER COUPLED 1:4 ON SEC. OF TRANSFORMER

1. Every "Connoisseur" pick-up is hand tested and passed to ± 2 DB of above response curve.
2. Our new type damping material working in gap direct on to armature does not affect bass resonance point.
3. The required downward pressure is 1.1/3 ozs. which has been achieved without counter-balancing or springs.
4. Being a constant velocity device Bass compensation is required in the amplifier and alternation of high frequencies to suit individual recordings.
5. Output direct from pickup .1 volt.
With transformer coupled .5 volt.



Apply to :—
Albion Electric Stores, 125, Albion Street,
Leeds 1, or to
Lawton Brothers (Sales) Ltd., Henry Square,
Ashton-under-Lync.
Made by : A. R. SUGDEN AND CO.
(ENGINEERS) LTD., BRIGHOUSE, YORKS.



FOR THE TRADE
OR
AMATEUR

RADIO HEART

All the principal components of a factory-made 3 wave superhet receiver, matched and assembled, ready for wiring. Tested and proved for reliability, sensitivity and many exceptional qualities. Easy to build ; saves time ; no snags.

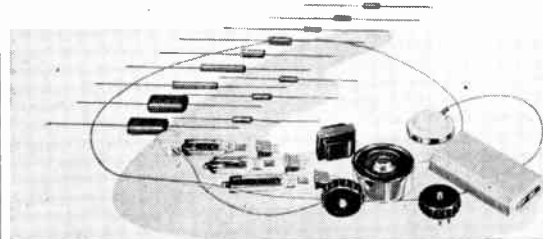
Let us send you details.

Sole Manufacturers:-
MORGAN, OSBORNE & CO. LTD
Worthington SURREY Upper Worthington 2560

RAYTHEON CONTRIBUTIONS to development of Hearing Aids

More for the Money

IN HEARING AIDS...



In compactness, ease of control, dependability, economy of operation, convenience of servicing, fidelity of tone, and all-round superiority, the Hearing Aid of today is far bigger value than that of yesterday. A great contribution to this advance is the reduced battery drain, long life, small size and all-round reliability of the Raytheon Flat Hearing Aid Valve. New production techniques and specially designed valve manufacturing equipment which have made this possible are typical of Raytheon service to Hearing Aid makers and users. Another reason why 90% of all Hearing Aid Tubes in use throughout the world today are marked with the name RAYTHEON!

For detailed information on Raytheon Hearing Aid Valves write to Submarine Signal Company (London) Ltd., Artillery House, Artillery Row, London, S.W.1, England, or to:

RAYTHEON RAYTHEON MANUFACTURING COMPANY
INTERNATIONAL DIVISION
60 EAST 42nd STREET
NEW YORK 17, N. Y., U. S. A.
Excellence in Electronics

E.M.I. training for careers in ELECTRONICS

There is increasing scope for ambitious men and women in the new fields opened up by Electronic Science. The Correspondence and College Courses provided by E.M.I. Institutes which cover recognised diplomas such as the City and Guilds, etc. are written and supervised by E.M.I. ★ scientists who are specialists in Electronic Science.

Courses are already available in such subjects as Basic Radio, Basic Television, etc., and the prospectus is being constantly extended.

E.M.I. basic training fits you for entry to CAREERS in such fields as:—SERVICE ENGINEERING, OPERATING, DESIGN AND DEVELOPMENT, TECHNICAL SALESMANSHIP, TEACHING, etc. With this basic training you can eventually become a specialist in Television, Radio Communications, Radar, Navigational Aids, Audio Frequency, Medical and various Electronic applications. There are also short courses for Executives, Amateurs, Students, etc.

For full details apply to the E.M.I. Stand No. 212, Grand Hall, Radiolympia, to your local "H.M.V." Radio dealer or direct to:—

The Principal: PROFESSOR H. F. TREWMAN. M.A. (Cantab), M.I.E.E., M.I.Mech.E., M.Brit. I.R.E.



E.M.I. INSTITUTES LTD

Dept. 16, 43, Grove Park Road, Chiswick, London, W.4

★ The E.M.I. Group includes "H.M.V.", Marconiphone and other important electronic interests.

E.11



KOLECTRIC LTD

HAND COIL WINDING MACHINE

(WITH INTEGRAL CLUTCH MOTOR DRIVE IF DESIRED)

OFFER A PRECISION BUILT

For Solenoid and Choke Coils, etc., up to 6" dia. × 7½" long.

Field Coils, etc., up to 12" A/C corners.

Armature Rewinding, etc.
(16 SWG to 45 SWG)

ATTRACTIVE FEATURES INCLUDE:—

1. TWO SPINDLE SPEEDS 1—1 AND 3½—1
2. TURNS COUNTER WITH INSTANT RESET, ADDS AND SUBTRACTS LARGE EASILY READ FIGURES, RECORDS UP TO 100,000 TURNS
3. ALUMINIUM HEADSTOCK FITTED WITH PRECISION BRONZE BEARINGS. ALL GEARING TOTALLY ENCLOSED, OUTSIDE OILING TO ALL BEARINGS
4. QUICK RELEASE TAILSTOCK WITH BALL THRUST LIVE CENTRE
5. NON-REVERSING TOGGLE CLUTCH WITH INSTANT RELEASE
6. SMOOTH AND EFFORTLESS IN OPERATION

MACHINES AVAILABLE FOR EARLY DELIVERY

KOLECTRIC LTD., 20, AVONMORE RD., LONDON, W.14

PIFCO

Immediate delivery

**METERS at PRICES BELOW
PRESENT DAY COST**


Panel-mounting moving-coil meter illustrated is in Black Bakelite case, $2\frac{1}{4}'' \times 1\frac{1}{2}''$. 0-40 volts.

Also available are :

Voltmeter $2\frac{1}{4}'' \times 1\frac{1}{2}''$	0-20 Volts.	Milliammeter $1\frac{1}{2}'' \times 1\frac{3}{8}''$	0-75 M.A.
Voltmeter $2\frac{1}{8}'' \times 1\frac{1}{2}''$	0-600 Volts.	Ammeter $2\frac{1}{4}'' \times 1\frac{7}{8}''$	50-0-50 Amp.
Milliammeter $3'' \times 1\frac{1}{4}''$	0-50 M.A.	Oil Pressure Gauge $2\frac{1}{4}'' \times 2\frac{1}{2}''$	0-160 lbs.

Illustrated folder and trade prices on application to :

PIFCO LTD. • PIFCO HOUSE • WATLING ST. • MANCHESTER, 4



Denco Quality

RADIO COMPONENTS, RECEIVERS, TELEVISION, ETC., FOR THE DISCRIMINATING BUYER.

Watch for announcements of some new, interesting additions to our range and enquire at our nearest approved stockist for full details of our products.

The DR20 Receiver is our latest contribution to better radio enjoyment. A 6 valve (plus Magic Eye) Superhet with TEN wavebands, and band spread tuning of all shortwave broadcast bands.

Specially designed for export and suitable for use in any part of the world.

DENCO, OLD ROAD, CLACTON, ESSEX

Electrical and General Accessories (Leicester) Ltd., have inadvertently manufactured and sold Plugs which they have now discovered infringe certain Patents owned by British Mechanical Productions Ltd., and which are marketed by the latter Company under the trade mark CLIX.

The matter has been settled by payment of an agreed sum by way of damages.

Electrical and General Accessories (Leicester) Ltd. state that they have discontinued the manufacturing of the infringing articles, and that they have none available for distribution.

The Problem

The directional response characteristic of single unit loudspeakers is very pronounced at the higher audio frequencies which are audible only in a comparatively narrow channel directly in front of the reproducer with a corresponding lack of intelligibility and brilliance elsewhere.

This feature is particularly troublesome when high quality sound reproduction is required in public halls, theatres and small cinemas where the size and expense of a large dual channel loudspeaker system is often not justified.

The Solution

It is for such installations that the Vitavox Bitone Reproducer has been designed. High frequency reproduction in this instrument is handled by a small multicellular horn and moving coil pressure unit, this assembly providing adequate coverage and at the same time because of its high efficiency, a rising high note characteristic which is an advantage in auditorium reproduction. A 12" moving coil cone type loudspeaker operating in a vented enclosure reproduces low frequencies and a cross-over filter network is fitted to divide the frequency spectrum correctly between the two units. The whole assembly is mounted in a polished Walnut finished cabinet (as standard, Oak and Mahogany veneered models being available to special order, and can be relied upon for applications where quality of performance rather than first cost is the main consideration.

SPECIFICATION AND PRICES

Power Handling Capacity: Model 610—10 watts; Model 620—20 watts. Size: 32" x 21" x 20". Terminating Impedance: 7.5 ohms. Filter Attenuation: 12 d.b. per octave. H. F. Distribution (appx): 60° x 40°.


MODEL 610 — £42 0 0
MODEL 620 — £50 0 0



MEET US AT

RADIOLYMPIA
OCT. 1-11
STAND No. 54
GRAND HALL

VITAVOX LTD., WESTMORELAND ROAD, LONDON, N.W. 9. TEL: COLINDALE 8671-3



TELCON R.F. CABLES

for all Television and Radio requirements
CABLE CHARACTERISTICS

CODE	Zo	CAPACITY	ATTENUATION	
			At	
K25	300 ohms	4.6 μμF per foot	1 Mc/s	0.15 db/100 Ft.
			10 "	0.4 " "
			50 "	1.0 " "

Dimensions 0.44" x 0.09"

TYPE: FLEXIBLE TELCOTHENE TRANSMISSION LINE

Further details of this and other R. F. Cables on application

THE TELEGRAPH CONSTRUCTION & MAINTENANCE CO. LTD.

Founded 1864

Head Office: 22 OLD BROAD ST., LONDON, E.C.2. Tel: LONDAn Wall 3141
Enquiries to TELCON WORKS, GREENWICH, S.E.10. Tel: GREenwich 1040

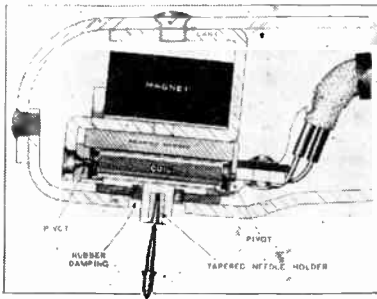


*It's easy to make Pick-ups
— if you know how.*

The know-how in the manufacture of

Lexington

MOVING COIL PICK-UPS



is the result of long experience and precision watch - making standards which give a finely constructed instrument the details of which are shown in the sectional diagram.

DE LUXE MODEL ● Robust design. Accidental dropping on record will not damage Pick-up ● Extremely low moment of inertia (80 milligrams total weight of movement) ● Pure sine wave with no harmonic distortion ● Automatic needle or sapphire changing opens new fidelity field to the amateur ● Can be used with normal record changer without fear of damage. Price (without sapphire) £5.10.0, plus 2/6 P.T.

PLUG-IN HEADS

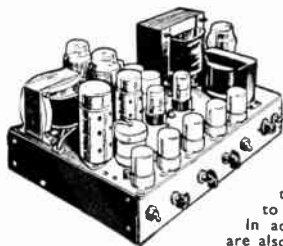
Available in both junior and De Luxe types to fit Collaro and Garrard arms, thus providing easy change-over from Magnetic types. Input conversion may be required. (See our Technical Bulletin) Price 49/6, plus 1/- P.T. Separate Ejector for De Luxe type, 50/10, plus 6/10 P.T.



Sapphire Needle with specially tapered shank, 15/3 (incl. P.T.)

PRE-AMPLIFIERS having an inverse of the recording characteristic incorporated are available for use with pick-ups. These are necessary with some amplifiers. Price complete with valve and input Transformer, £6.1.0.

Announcing The NEW LEXINGTON 15-WATT HIGH FIDELITY AMPLIFIER



Designed in our laboratories for use with our own Pick-ups, also as an Audio-channel for high quality local station radio feeder units.

The amplifier is available completely constructed or the necessary circuit diagrams and technical details can be supplied to technical amateurs who prefer to do their own construction.

In addition technical details and circuit are also available showing the construction of a high quality **RADIO FEEDER UNIT**

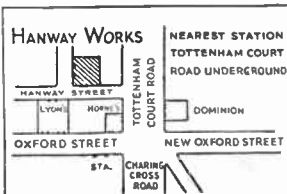
incorporating local stations and television sound bands for use with the above amplifier, making a perfect combination for the connoisseur.

Prices and details of the above will be sent upon request.

This service is introduced at the request of the many satisfied users of our Pick-ups.

Illustrated Technical Brochure upon request.

Export and Trade Enquiries invited.



COOPER
MANUFACTURING CO.
HANWAY WORKS,
HANWAY ST., LONDON, W.1
Telephone : MUSEum 9779
SALES OFFICES—Top Floor

For Amateur Radio Enthusiasts!

- TRANSMITTING INDUCTANCES.** Consisting of 2 1/2 in. dia. ribbed Ceramic Former 5 in. long, having 26 grooves. At present wound with 26 turns 14 SWG silver plated wire. With 5 plug ceramic sub-base and 5 socket ceramic mounting base. Price 12/6 complete.
- BRAND NEW DIAPHRAGM ASSY.,** for "Parmeko" folded Horn P.A. Speakers. (15 ohm speech coil as used on "Loud Hailer" equipment). A very useful spare. Price 5/-.
- TEST METER TYPE S.** Consisting of 2 1/2 in. dia. flush fitting 6 amp Thermo-coupled R.F. Meter in 2 1/2 in. x 4 1/2 in. x 7 in. enamelled steel box, pre-set pot., and "Pye" socket. In original manufacturers carton together with connecting lead consisting of length of 7 in. dia. co-ax fitted with "Pye" plug each end. Brand new. Price 17/6.
- EPICYCLIC DRIVES.** Small back of panel mounting by 2 4BA Screws. (7/16 in. hole required in panel) complete with knob and pointer. Depth back of panel 1 1/2 in., 1 in. dia. x 1/2 in. spindle. Price 2/6.
- FLEXIBLE COUPLERS.** Best quality: 1 1/2 in. dia. Price 1/3.
- NATIONAL JX100 5-pin J Valve Sockets (Ceramic)** Price 5/-.
- 2-GANG Yaxley Type Ceramic Switches.** 2 pole 4-way, twice. Just the job for band switching Tx. Price 5/-.
- CLASS C WAVEMETER NO. 1.** Small metal case, no valve but containing 1,000 kc Crystal. Price 10/-.
- POTENTIOMETERS.** Wire-wound, 5 watt type with 1/2 in. dia. spindle. 100 ohm, 2,000 ohm, 15,000 ohm, 25,000 ohm. Price 3/6 ea.
- DITTO,** but pre-set type (Short 1/2 in. spindle with screw driver slot) 2,000 ohm, 5,000 ohm, 10,000 ohm, 50,000 ohm. Price 3/6 ea.
- POTENTIOMETERS (Carbon)** in stock. 5,000 ohm, 25,000 ohm, 50,000 ohm, 2 megohm. Price 3/6. Ditto, but midget type. 100,000 ohm, 1/2 megohm, 1 megohm, 2 megohm. Price 2/-.
- 500 OHM 50 Watt Pots,** all ceramic insulation, Price 3/6. A beautiful job for bias on audio stages. **2,000 OHM 50 Watt Pots.** All ceramic insulation. Price 5/-.
- 5,500 OHM 50 Watt Pots.** All ceramic insulation, and winding protected by vitreous enamel. Complete with Knob and skirt. Price 7/6.
- POTENTIOMETERS.** Large Slider type, .4 ohm, 25 amp. Ideal for Charger Boards, etc. Price 7/6. Ditto, but 8.5 ohm, 5 amp. Price 5/-.
- L.F. CHOKES.** Low resistance. No information available, but wound with 22 SWG enamelled wire, and would be O.K. for L.T. circuits or re-winding. Core size 2 x 2 x 2 1/2 in. Postage 1/- extra. Price 1/-.
- CO-AX PLUGS AND SOCKETS.** All brand new and unused. Details and prices of Plugs complete with various lengths of 1/2 in. co-ax cable will be supplied on request.

RADIOMART 48 HOLLOWAY HEAD, BIRMINGHAM, 1

See the full range of
TRIMMERS AND PADDERS
including latest miniature types
AT RADIOLYMPIA
STAND NO. 31

"Cyldon"
TRANSMITTING Capacitors

SYDNEY S. BIRD & SONS, LTD.
CAMBRIDGE ARTERIAL ROAD, ENFIELD, MIDD.
'Phone : Enfield 20712. 'Grams : "Capacity, Enfield."

RM

PRODUCTS
INCLUDE

**TRANSFORMERS,
COILS AND CHOKES**

Radiolympia


**BE SURE TO VISIT OUR
STAND NO.51, MAIN HALL**

R.M. ELECTRIC LTD., TEAM VALLEY, GATESHEAD II, ENGLAND

Quality Enthusiasts

Here's a feast for you. Our new 1948

Range caters for every purse and each model provides a new revelation in sound production.



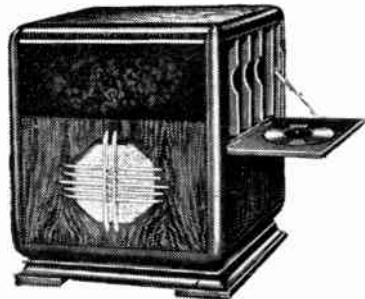
RADIO SETS

Reynolds "Quality Eight." 8-valve 3 waveband superhet, twin chassis. Outstanding cabinet, bristling with new features. **PRICE 34 GNS.** Plus Tax. "Finest reproduction I have ever heard in a table model."—Radio enthusiast with 27 years' experience. Also the "ALL-INDIA EIGHT." As above, but specially designed for Indian conditions. Price on request. South African and Australian models also available. Export prices on request.



AMPLIFIER Model T40

Our famous T40 now in use everywhere. For details see previous issues or write.



REYNOLDS "MASTERPIECE" RADIOGRAM

10-valve 3 wave superhet with entirely new tone circuit. 12in. speaker, 10 watts output. Musical reproduction is amazing. You must hear this!


"It's unbelievable."—Symphony Orchestra Conductor. **PRICE 115 GNS.** Plus Tax.



REYNOLDS CONCERT GRAND

The ultimate in sound reproduction. 16 valves, twin 12in. speakers, auto-record changer for 30 mixed 10in./12in. records, plays both sides, featuring ultra-sonic reproduction, 40 watts output.

"This is not Radio, it's the real thing."—Everyone who has heard it. **PRICE 395 gns.**



AMPLIFIER Model T12

The smartest AC/DC Amplifier on the market. Outstanding performance, 10 watts output.

PRICE 18 GNS.

REYNOLDS UNIVERSAL MANUFACTURING CO., LTD.,
410, DUDLEY ROAD, EDGBASTON, BIRMINGHAM, 16
EXPORT AND TRADE ENQUIRIES WELCOMED
Telephone: SMethwick 0201

KNOBBS DIALS & POINTERS by **PAINTON**
of **NORTHAMPTON**

PAINTON & CO LTD · KINGSTHORPE · NORTHAMPTON
Telephone: Northampton 2820
Telegrams: Ceil Northampton

SYLMAR RADIO LTD.
are now distributors of
T.R.E.L. PRODUCTS
(Tolworth Radio & Electrics Ltd.)

SUPERHET TUNING UNIT. 16—50, 200—550, 1,000—2,000 m. Consisting of 2-gang Condenser, Silver Screen Dial, printed in blue, Drive, IFs., Coils, etc. Completely wired and aligned on Broadcast signals. Price with circuit, £5 5s. 0d. Obtainable through Retailers.

VIBRATOR PACKS. 12 volt Input, 210v. 70 mA. output consisting of Input Smoothing, Vibrator, Transformer, Rectifier, and two 20 mfd. Conds., etc. Size 8½in. x 3½in. x 4½in. Limited quantity only, 32/6.

NOW IN PRODUCTION. The inexpensive T.R.F. Battery Receiver, retailing at £7/17/6, Plus Tax £1/15/-.

ALSO
5 Valve AC/DC Med. and Long Wave Midget, in Handsome Bakelite Cabinet. Latest Superhet. circuit. Excellent performance and superb quality. £10/10/-, Plus Tax £2/6/8.

3-Wave Coil Packs. Complete with trimmers and wavechange switch, 30/-
T.R.F. Coils, Medium and Long wave. Complete with circuit, 6/6 pair.
Superhet Coils. 3 Aer. and 3 Osc. Set of 6, 12/-
5In. P.M. Loudspeakers, 17/6.
5In. P.M. Loudspeakers, 17/6.
5In. P.M. Loudspeakers, 17/6.
5In. P.M. Loudspeakers, 17/6.

Ex-Govt. Surplus. Condensers 0.1 mfd. 6d., 0.01 mfd. 6d., 10 mfd. 450 v. 2/9, 25 mfd. 25 v. 1/9, 50 mfd. 12 v. 1/9. Valveholders, Octal 6d., Mazda type 4d. Resistances, all values 2/6 doz.

SYLMAR RADIO LTD. 197 LOWER RICHMOND ROAD, RICHMOND, SURREY.

Wired for 6K9 & 6K7 Valves specials to order.

GET OUR QUOTATION for all your requirements.
Retailer's Enquiries welcomed.
Phone: PROspect 6651.

M. ALLEN (Radio) Ltd
113, CHARING CROSS ROAD, LONDON, W.C.2


The **TAYLOR JUNIOR**
MODEL 120A
A REAL UNIVERSAL METER

SPECIFICATION

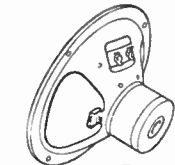
- 21 Ranges
- Sensitivity; 1,000 ohms per volt D.C. and A.C.
- Measures from 5 mV to 5,000 volts D.C. 0.2V to 5,000 volts A.C.; 20; A to 500 mA. D.C.; 0.5 to 200,000 ohms with internal battery.
- Size only 4½" x 3½" x 1 15 16".

PRICE £7-10-0

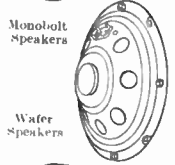
Write for particulars of full range of Radio, Television, Electronic, Electrical instruments and components.
M. ALLEN (Radio), Ltd., 113, Charing Cross Road, London, W.C.2. Tel.: Gerrard 8734



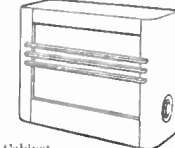
**BRING THEM BACK
"ALIVE"!**



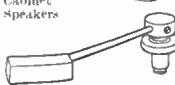
Monobolt
Speakers



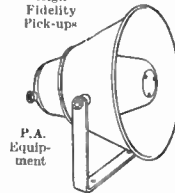
Wafer
Speakers



Cabinet
Speakers



High
Fidelity
Pick-ups



P.A.
Equip-
ment

We can't, of course. Not just like that. But we do say that if you use Truvox Equipment with amplifiers of comparable quality you will get realism as dramatic as if the composer were indeed conducting again.

New Truvox loudspeakers, new gramophone pick-ups, results of years of specialist endeavour will be shown for the first time at Radiolympia on Stand 81. We hope that you will see them there, but if you cannot, a postcard will bring satisfying literature.

TRUVOX


ENGINEERING CO. LTD.
Exhibition Grounds · Wembley · Middx.

T. X. 614

Technically

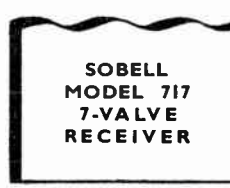
We believe that the only way to build a receiver is to begin at the beginning with a sound circuit design—a design that's been tested and re-tested—a design that will stand up to the most critical examination. From this design a prototype is constructed in which every component receives the some rigorous testing. We leave the experts to pass judgment on the resulting Sobell receivers. We are confident that for ease of control and absolute fidelity of reproduction these models will be found to have no equals—that, in fact, you will pronounce them to be 'technically outstanding'.

Outstanding




**SOBELL
MODEL 516
T.G. TABLE
RADIOGRAM**

Roll top gives easy access to gramophone turntable. The receiver is a 5-valve super-het. operating from 200/250 volts, 40/100 cycles per second A.C. supply. Wave range: 16-50 metres; 193-577 metres; 800-2, 140 metres.



**SOBELL
MODEL 717
7-VALVE
RECEIVER**




Built with a push-pull output stage giving 8 watts undistorted output. Incorporates a 10" loudspeaker. Covers long, medium and two short wave ranges. Voltages as for 516 T.G.

SOBELL RADIO

TWO YEARS' FREE ALL-IN SERVICE IN THE HOME
Adv. of Sobell Industries Ltd., Langley Park, near Slough, Bucks.

H.P. RADIO SERVICES LTD.



"AIRMASTER" 5-valve 4-waveband AC SUPERHET CHASSIS AND LOUDSPEAKER
 Dimensions 14½" × 8" × 3". Highly finished in Cream Cellulose. 200-250 volts. AC Mains 40/100 cycles. Wavebands 12-30m., 30-60m., 200-550m., 900-2,000m. Speaker 8" High Grade Moving Coil PM. Power Output 4½ watts. Mains consumption 60 watts. Pickup sockets. Extra LS sockets. Wide range tone control. Highly selective. Very sensitive. Ideal for incorporating in Radiogram. Dial dimensions 8½" × 5¼" edge lit. Price .. **£17.12.0**

Large Art Photographs available to genuine enquirers.



10-watt AUDIO AMPLIFIER. Dimensions 9½" × 6¼". Overall height 6½". Two Channel Input. Tone Control. Heavy duty Output Transformer matched to 3, 8 and 15 ohms. Valves EF36, 5Z4, KT66. Intended for the record enthusiast. Highest possible efficiency, overall gain, stability and equality of reproduction. Eminently suitable for Concert Work, booster amplifier, standby for amateur transmitters, paging system, etc. Amazing value. Price **£8.8.0**

Large Art Photographs available to genuine enquirers.

SAFE DELIVERY AND COMPLETE SATISFACTION ALWAYS GUARANTEED

55, County Rd., Walton, Liverpool, 4
 Tel.: Aintree 1445




Manufacturers
 of
LOUDSPEAKERS
 •
LAMINATIONS
 •
SCREENS
 In
RADIOMETAL
 •
PERMALLOY
 •
SILICON ALLOYS

ELECTRICAL SOUND & TELEVISION PATENTS LTD.

12, Pembroke Street, London, N.1. Terminus 4355
 2/4, Manor Way, Boreham Wood, Herts Elstree 2138

BALL DRIVE



- SMOOTH, RELIABLE & VERY POWERFUL
- Epicyclic friction drive, ratio 6 : 1
- May be used to increase ratios on other drives or attached direct to component spindle (¼" shaft).

PRICE 3/3 RETAIL



JACKSON

BROS (LONDON) LIMITED

KINGSWAY · WADDON · SURREY

TELEPHONE:
 CROYDON 2754-5

TELEGRAMS: WALFILCO,
 PHONE, LONDON

Sound Understanding



L.O.
50B

A portable Beat frequency Oscillator of outstanding merit, widely used by all the leading government and industrial laboratories. Range: 0-16000 c.p.s. Output: 0.5 watts. Weight: 30 lbs. Total Harmonic Distortion: Less than 1% at full output. Output impedance: 600 ohms. Calibration accuracy: 1% or 2 cycles, whichever is the greater. Vernier Precision dials and built in output meter 0-20 volts. Suitable for use in sub-tropical climates; very stable under reasonably constant ambient temperature conditions.

Meet us at Radiolympia
(National Hall)

BSR PRECISION
BUILT
INSTRUMENTS

BIRMINGHAM SOUND REPRODUCERS LTD.

CLAREMONT WORKS: OLD HILL, STAFFS. PHONE: CRADLEY HEATH 6212/3
LONDON OFFICE: 115 GOWER STREET, W.C.1. PHONE: EUSTON 7515

M-W.72



Superspeed
SPECIAL

ROSIN CORED SOLDER

Sole Manufacturers:

H. J. ENTHOVEN & SONS LIMITED, 230 THORNTON ROAD, WEST CROYDON, SURREY

Telephone: THORnton Heath 2462

Superspeed Special Rosin Cored Solder is essential to the Radio and Electrical trades because —

- 1. Chemically activated rosin core ensures correct degree of "wetting" and spreading.
- 2. Increased fluidity accelerates production.
- 3. Allows more moderate soldering iron-bit temperatures and minimises the risk of physical damage and alteration to the electrical values of small pre-calibrated components, such as capacitors, resistors, coil windings, etc.
- 4. Ensures complete mechanical bonding of joint metals, maintaining perfect electrical conductivity.
- 5. Reduces to a minimum the solder required per joint and cuts down waste.
- 6. Residue is non-corrosive, solidifies to a semi-transparent film of high electrical insulation value, is non-hygroscopic and unaffected under tropical conditions.
- 7. The heating of the activated rosin core does not cause any deleterious fume deposits or unpleasant odour.

The ALLANDER Symphony MODEL


This new receiver embodies the very latest technique in construction. The cabinet is richly veneered in Walnut with a cross banding of Macassar Ebony. Clearly readable edge-lit dial with an 8-inch traverse—magic eye and 2-gear control.

Instant unerring selection of the required frequency range. Automatic volume control and an I F trap are incorporated in the circuit. Sockets are provided for gramophone pick-up and extension speaker.

Guaranteed for one year from date of purchase.

DC/AC Model shortly available.

(AN ALL-SCOTTISH PRODUCT)




5-VALVE ALL-WAVE SUPERHET
FOR A/C MAINS—MODEL A.410

PRICE **22** GUINEAS (Plus Purchase Tax £4 - 19 - 4)

ALLANDER



ALLANDER INDUSTRIES LIMITED, AVENUE STREET, BRIDGETON, GLASGOW, S.E., SCOTLAND



BRIERLEY
"RIBBON" AND "ARMATURE"
PICKUPS

RIBBON TYPE

Fixed point pressure of $\frac{1}{2}$ oz.
Output Voltage 10 to 5 mV.
Price in U.K. £8 16s. 10d.
including special Mumetal screened
transformer and Purchase Tax.

ARMATURE TYPE

Fixed point pressure of $\frac{1}{2}$ oz.
Output Voltage $\frac{1}{2}$ to 1v.
Price in U.K. £7 10s. 8d.
including Mumetal screened trans-
former and Purchase Tax.

"Floating Element" design prevents any tone arm resonances. Permanent Point will play 10,000 to 20,000 records and will not be damaged by cracked records or careless handling.

Quality of Reproduction. This cannot be stated easily in specification data, but both Pickups—particularly the "Ribbon" type—are far superior to any type hitherto available. We recommend however, that direct comparison be made whenever possible.

Demonstration Centres are being arranged. At present they may be heard at Webbs Radio, Soho Street, London, W.1. Messrs. Rawlinsons, 2 Caunce Street, Blackpool (Voigt speaker used here).

Amplifiers, Pre-amplifiers and Low Pass Filters available. Full information on any product sent on request.

J. H. BRIERLEY LTD., 46 Tithebarn Street, LIVERPOOL, 2

2000

WARNING

Government surplus Loudspeakers manufactured by the undermentioned firms, now being offered for sale at reduced prices, are of non-standard type, designed for Services purposes and conditions. No spares are available and no repairs can be undertaken.

VITAVOX

VITAVOX LTD.,

Westmoreland Road,
London, N.W.9

Tel.: Colindale 8671-2-3

RESLO

RESLOSOUND LTD.,

359, City Road,
London, E.C.1

Tel.: Terminus 1140

Delivering the goods during RADIOLYMPIA



It is our experience that Radiolympia does not provide ideal aural conditions; you can look but you cannot usually listen to the best advantage. Therefore, we respectfully suggest you look by all means at anything and everything, but listen to really amazing reproduction, at a reasonable price, at your nearest Sound Sales agent; alternatively, you will be more than welcome at our London office and showrooms. In the meantime, the enormous order book from Home and Overseas necessitates every available moment being devoted to production.

AUTOMATIC CHANGER POLYPHONIC RADIOGRAM
£94 17s. 6d., plus Purchase Tax.

NON-AUTOMATIC POLYPHONIC RADIOGRAM
£77 12s. 6d., plus Purchase Tax.

PHASE INVERTER SPEAKER £14 7s. 6d

OVERSEAS STOCKISTS

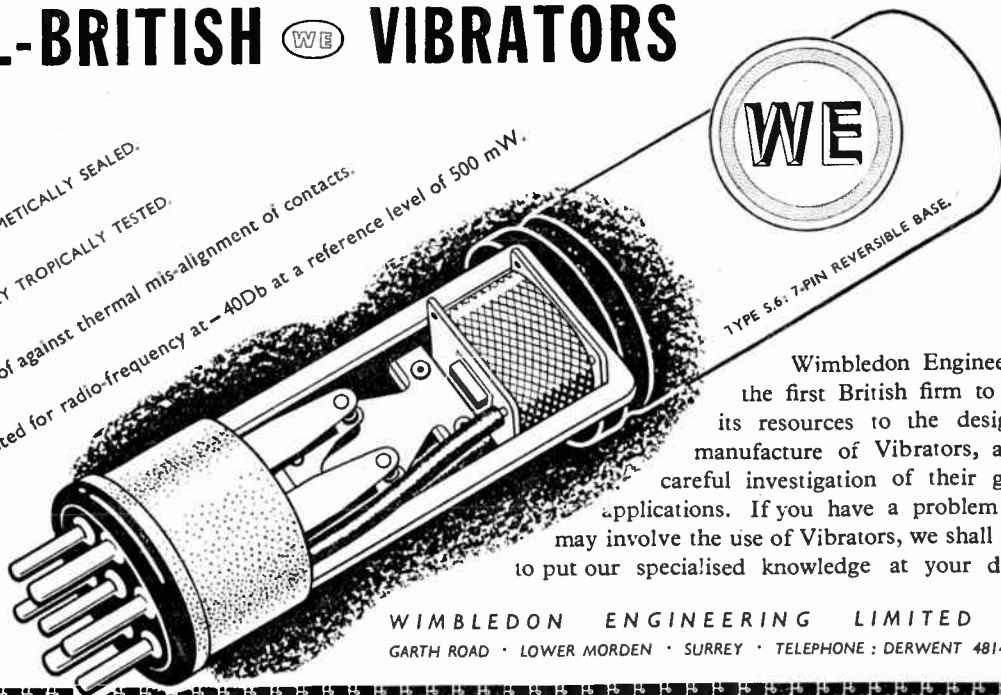
South Africa: S. Machanick & Co., 58 Strand Street, Capetown.
Kenya: Campling Bros. & Vanderwal Ltd., Salisbury Road, Nairobi.

Sound Sales Ltd.
57, St. Martin's Lane, W.C.2. (Temple Bar 4284)
Works: Farnham, Surrey. (Farnham 6461/2/3).

AGENTS. Barnes & Avis, Reading; Bowers & Wilkins, Worthing; Binns Ltd., Newcastle; Dalton & Sons Ltd., Derby; Clark & Sons, Isle of Wight; C. G. Gerry, Newquay; Hickie & Hickie Ltd., Reading (and branches); Thomas Lynn & Sons, Andover; Marriotts Ltd., Bristol; Needham Engineering Ltd., Sheffield; Pank's Radio, Norwich; Sound Ltd., Cardiff; Bernhard Smith, Barnstaple; Sound Services, Jersey, C.I.; Precision Services, Edinburgh; Seals Ltd., Southsea; G. E. Samways, Hazel Grove; Weybridge Radio Electric, Weybridge; West Erd Radio, Farnham; Vallance & Davidson Ltd., Leeds (and Branches).


ALL-BRITISH VIBRATORS

- HERMETICALLY SEALED.
- FULLY TROPICALLY TESTED.
- Proof against thermal mis-alignment of contacts.
- Tested for radio-frequency at -40Db at a reference level of 500 mW.



Wimbledon Engineering is the first British firm to devote its resources to the design and manufacture of Vibrators, and the careful investigation of their growing applications. If you have a problem which may involve the use of Vibrators, we shall be glad to put our specialised knowledge at your disposal.

WIMBLEDON ENGINEERING LIMITED
GARTH ROAD · LOWER MORDEN · SURREY · TELEPHONE: DERWENT 4814 · 5010.



The "Aristocrat"

Planned for the connoisseur requiring a high quality cabinet suitable for a quality receiver. As good as pre-war and embodying all that is best in British craftsmanship and design. For export or for those holding or who can obtain timber permits. Private enquiries are invited and those interested will have their names entered on our lists. If in doubt we shall be pleased to render every assistance and advise where possible.

Dimensions: Length, 40 in., Height, 32 in., Depth, 17½ in. Capacity approx. 12 cu. ft. Weight, 1 cwt. approx. Concealed castors. Sloping baffle. Slag wool and felt lining. Felt lined lid. Ample accommodation for large receiver and amplifier and heavy duty speaker.

Interlocks by appointment only.

Details and Prices ready November 1st, 1947

LOCKWOOD & CO.
LOWLANDS ROAD, HARROW, MIDDX.
Telephone: BYRan 3704

STABLE
to

Resistors produced by the cracked carbon process remain stable to $\pm 1\%$ of initial value.

★ Tolerance $\pm 1\%$
 $\pm 2\%$ $\pm 5\%$

Low temperature co-efficient.


Welwyn carbon resistor

WELWYN ELECTRICAL LABORATORIES LTD.
Welwyn Garden City, Herts. Telephone: Welwyn Garden 38168.

A "Laboratory" INSTRUMENT... but NOT "Laboratory" Price!

The newest addition to the "Advance" range of Signal Generators places an instrument of laboratory class within the financial scope of every radio service engineer and experimenter.

The discerning engineer will appreciate its accuracy and stability, its exceptionally wide range which covers all frequencies required for radio and television receivers, and its accurate attenuating system which enables sensitivity measurements to be made on highly sensitive receivers up to 60 Mc/s. Send for fully descriptive pamphlet.



Range: 100 Kc/s—60 Mc/s on fundamentals (up to 120 Mc/s on Second Harmonic).

Accuracy: Guaranteed within $\pm 1\%$
Attenuation: Constant impedance system embodying a matched 75 ohms transmission line.
Stray Field: Less than 3 microvolts at 60 megacycles.
Illuminated Dial: Total scale length 30"
Power Supply: 110-210-230-250 volts.
Dimensions: 13" x 10½" x 7½" deep
Weight: 15 lbs.

The New

Advance TYPE E Signal Generator

ADVANCE COMPONENTS, LTD., Back Road, Sharnhall Street, Walthamstow, London, E.17. Telephone: LARKwood 4366/7

A WIDE RANGE OF OKERIN WAX DI-ELECTRICS

—created in our own laboratories and manufactured in our own works—supplies almost every requirement of Electrical Industry. Grades have been designed for operation under the most severe and varied conditions, and many are resistant to mould and fungus growth.

★ Special types are evolved as new demands arise, and technical discussion on manufacturers' problems is welcomed.

Telephone: Temple Bar 5927


ASTOR BOISSELIER & LAWRENCE LTD.

Sales Dept.: Norfolk House, Norfolk Street, London, W.C.2



**FOR
FREQUENCY
SUB-STANDARDS**

TYPE JCF/200, 100 KC/S
Available from stock adjusted to $\pm 0.01\%$
Higher accuracies supplied to special order
PRICES ON APPLICATION



V WIREMOUNTING
BRITISH PATENT NO 578290

G.E.C.

QUARTZ CRYSTAL UNITS

FOR STABLE FREQUENCY GENERATION

FEATURES :

Low temperature coefficient—less than 2 in 10^8 per °C.
Patented nodal suspension. Mounted in vacuum ;
performance independent of climatic conditions.
Exceptionally high Q value. High stability. Small size,
3in. \times $\frac{3}{8}$ in. overall excluding pins. Fits standard mini-
ature deaf aid valve socket.

The type JCF 200 unit illustrated above is representative of the wide range of vacuum type units available for low and medium frequencies.

SALFORD ELECTRICAL INSTRUMENTS LTD.
PEEL WORKS SALFORD 3
Phone: BLA. 6688 (6 lines) Grams & Cables "Sparkless, Manchester"


Proprietors, **THE GENERAL ELECTRIC CO. LTD.** England.

GOOD LOOKS
GOOD LISTENING

TABLE MODEL '4756'

BRIEF SPECIFICATION 5 valve
6 waveband A.C. Superhet. Electrical
Bandspreading on principal S.W. Bands.
New design output circuit giving ex-
ceptional wide frequency response. A
really outstanding receiver for Short
Wave listeners who also appreciate
quality reproduction.

Plus £4.18.11 Tax. **£23**



Ambassador

RADIOLYMPIA

SEE THE NEW AMBASSADORS—STAND NO. 114 GRAND HALL ANNEXE

AMBASSADOR RADIO Works: HUTCHINSON LANE BRIGHOUSE YORKS

Rate 6- for 2 lines or less and 3 - for every additional line or part thereof, average lines 5-6 words. Box Numbers, 2 words plus 1-. Press Day: November 1947 issue, first post Wednesday, October 8th. No responsibility accepted for errors.

WARNING

Readers are warned that Government surplus components which may be offered for sale through our columns carry no manufacturer's guarantee. Many of these components will have been designed for special purposes making them unsuitable for civilian use, or may have deteriorated as a result of the conditions under which they have been stored. We cannot undertake to deal with any complaints regarding any such components purchased.

NEW RECEIVERS AND AMPLIFIERS

FOR sale, brand new Marconi U.S.W. signal generator, type T.F. 390G, as delivered from Marconi, in full working order.—Apply Box 2202. [8212

COMMUNICATION receivers.—As soon as civilian supplies recommence we shall be at your service.—A.C.S. Radio 44, Widmore Rd., Bromley, Kent. [4528

TWO Deafant 6-valve superhet chassis, with 10in speakers, one Lowther dual Q.tuner.—Pioneer Films, 348, Gray's Inn Rd., W.C.1., Terminus 7311. [8305

DEGALLIER'S, Ltd., announcement.—When token imports American receivers is permitted we shall have these; information will be in this column when available, please watch future issues. [7541

AMPLIFIERS; new 1947 model Hi-Fi units, with triple tone controls, built to customer's specification.—Broadcast & Acoustic Equipment Co., Ltd., Broadcast House, Tombledon, Norwich 26972. [6435

POCKET size, all-dry s/w receivers, 1 1/2" x 9 1/4" x 1 1/2", brand new, c/w 4 spare valves, phone and aerial, by Crosley's, U.S.A., weight approx. 7lb, price £7 each.—Carbot, Ltd., 201, Long Lane London, S.E.1. [8151

HIFI, Ltd.—May we send you details of our latest "Hiifi" quality amplifier, designed for use with moving coil pick-ups and to satisfy the most discriminating of music lovers.—150, High St., Lye, Worcestershire. [8205

SANDRINGHAM, 2-wave, midget radio, in attractive moulded cabinet, in walnut, cream or green, £9.13.6, inc. tax; carriage paid; c.w.o. or C.O.D.; s.a.e catalogue other lines.—Radio Unlimited, 16, Carnarvon Rd., Leyton. [8205

NUPLANS announce the first in their amplifier series, the all-triode 4 watt A.C. amplifier, highly sensitive, bass and treble control.—Plans, details, 2/6, from E. N. Braden, "Whinnie Knowe", Escalls Cliff, Sennely, Cornwall. S.a.e for list of test gear plans. [8181

OSMOR A.C.D.C. 3 valve s/w superhet receivers, excellent reproduction and sensitivity, attractive cabinet, early delivery, shipping waveband if required; write for literature; trade enquiries invited.—Morgan, Osborne & Co. Ltd., Southview Rd., Warringham, Surrey. [7286

SPECIAL offer for limited period only on "Banks" Fidelity 10-watt 7-valve amplifier mic. gram radio input A.C. mains, with all valves and carrying case attractively finished black crackle. A real bargain, £16.10 from stock.—F.S.R. Ltd., 87a, Upper Richmond Rd., S.W.15. Putney 1665. [8248


HOLLEY'S RADIO STORES for latest high-fidelity radio and auto-radiograms, makes include Sound Sales Polyphonic Decola, R.I. Marconi, Ekco and Cossor, prices from 55gns; also large stock of full frequency range recordings.—285, Camberwell Rd., London, S.E.5. Tel. Rod. 4988. [8181

PARKER RADIO offer semi-midget 3-wave-band superhets and table model receivers, housed in mahogany veneered cabinets; trade and export enquiries invited; receivers manufactured to specification; meet us at Stand 315 Radiolympia.—Parker Radio Manufacturing Co., 756, Harrow Rd., N.W.10. [8270

BAKER'S.—New 7-valve "Wireless World" Quality amplifier with tone control stage. 8 watts push-pull triode output, price includes super Quality triple cone, 12in permanent magnet speaker, with large output transformer and all valves; also as above but with 15 watts tetrode output, ideal for realistic reproduction or public address; 2 1/2 stamp for parts, prices, etc.—Baker's Selhurst Radio 75, Sussex Rd., 8 Croydon. Croydon 4226.

SILVER DRAGON.—Although we have not been able to secure stand space at Radiolympia we certainly have the finest receiver which will be available, 10m-2,000m communications sensitivity, variable selectivity, band-spread, top and bass compensated controls, expander, 10 watts P.P. output, exquisite cabinet work.—Details from The Moreton Cheyne Co., Ltd., Darkhouse Lane, Cosely, Bilston, Staffs.

Partridge News



INDIVIDUAL DESIGN

PARTRIDGE Precision Built TRANSFORMERS wound to suit individual requirements now incorporate:—Silver plated turret terminals giving a low potential drop and carrying up to 15 amps. Adequate room on each for easy soldering of several external circuit wires.

Firm clamping of the laminations by means of scientifically designed pressure die-castings.

Interlocked fixing feet providing alternative mounting.

Illustrated above is mounting style "DN" which can be employed if desired on all components wound to special requirements.

AVAILABLE STOCK

A comprehensive range of mains and audio components is now available from stock, and we can despatch small quantities of these per return. We would stress that before ordering you send for our list detailing these components. Our stock now covers almost all normal requirements, and by availing yourself of this service you will save the inevitable delay in the production of a special component.

The latest addition to this range is a High Quality matching transformer for moving coil pickups (available in a variety of ratios to suit any impedance pickups). Type 402/PU priced at 45/-, employing mumetal core, overall dimensions 2in. x 2in. x 1 1/2in.

Partridge Output Transformer, wound to the specification of Mr. D. T. N. Williamson (Wireless World, May, 1947), £4 3s. 0d.

Telephone:  Abbey 2244

PARTRIDGE
TRANSFORMERS LTD
76-8, PETTY FRANCE, LONDON, S.W.1

AC mains superhet receivers, 2 sw and 1 mcw bands, brand new ex-factory; £15/10 ea.; 6 1/2in. P.M. speakers, new, boxed, 21/- ea.; Truvox microphones, 13/6 ea.; volume controls, less switch, 1/6 ea.—Uncle Tom's Radio Cabin, 5, Seven Stars Court, Manchester, 4. [8427

THE finest amplifier I have yet heard; better than many at twice the price.—This is what a satisfied customer states about our amplifier, built to "W.W." (May issue) design; quality parts only used, producing superb results; price £25/10; kits of parts can also be supplied; pre-amplifier, elec. motor and pick-up anti 12in. speaker extra.—Enquiries to Radio Trades Manufacturing Co., Laurel House, 141, Little Ealing Lane, W.5. Eal. 6962. [8331

UNIVERSAL ELECTRONIC PRODUCTS, 36, Marylebone High St., London, W.1. Tel. No. Wel 4058. Our U.E.7 amplifier is designed for the connoisseur who requires the best possible reproduction together with the highest standards of workmanship and materials; 10 watts undistorted output from 9 valves (triodes) in double push pull with independent controls for treble and bass; we invite you to hear this instrument demonstrated; 2/6 stamp for details. [8264

RECEIVERS, AMPLIFIERS—SECOND-HAND A.R. 88 L.F., perfect, 55gns; B28 CR100, offers.—Box 2223. [8246

R1155 R.A.F. receivers, excellent condition, 16 to 4,000 metres; £15. IN nearly new condition, realigned and calibrated, guaranteed working order; £17/10. Circuit diagram and component value, 1/6 post free CAN be supplied with output stage/power pack and loudspeaker; £27/10.

FULLY modified, as follows, becomes an all round super set with high quality output. D.F. parts removed, new front panel, bass and treble boost with separate tone controls, R.C. coupled push-pull output (2-PX4s), gram input, other refinements, complete with loudspeaker; £35.—Write for details.

R1155s already purchased, modified and serviced and power packs supplied.—R.T.S., Ltd., 8, Gladstone Rd., Wimbledon, S.W.19. Tel Lib. 3303. [7003

AR88 receiver for sale, condition good; £6.5.—Paul's Radio, Nollon St., Bridgend, Glam FOR sale.—AR86, brand new cond.; £60.—Sherwood, Queen's Prom., Douglas, I.O.M. [8210

NC100, recent model, perf. cond., spkr.; £65 or offers.—18 Moleworth Ave., Coventry

HALLICRAFTER Super Sky-Rider, 1-valve, g.l. cond.; offers.—Haines, Lacey, Grimsby.

C100 late model, 12 valves, inc. noise limiter; offers £30; (Manchester).—Box 2225. [8240

HRO receiver, 9 coils, spare valves, Xtal, 8 meter, etc.; good condition; £50.—Box 2531. [8289

EX-RADAR set, 5in. e.s., c.r.t., 26 valves, 6H6, 6SN7, 6B7, 100 kc/s, crystal; £10.—Box 2526. [8271

EDDYSTONE 358X, 90kc-30mc, Xtal g.c. as new; £45.—19, Patten Rd., Wandsworth, London, S.W.18. [8224

14v 10-160m communications RX xtal, BFO a/eter, limiter, a.v.c., complete in cabinet; £45.—Box 2030. [8165

15-WATT amplifier, Callaro turntable and cabinet; £25 lot.—Box 212. [7747

HALLICRAFTER S.27, 27.8 to 143 mcs covered, AM/FM 110-230 v.c.t. good condition; offers over £35.—Box 2209. [8227

1155 Comms. recvr., 5 waveband, £13/10; modified, £14/10; tested.—Pipet-Busketts Way, Ashurst, Southampton.

R1155 receiver, accurately lined up and complete with power pack and loudspeaker in separate cabinet; £16.—Box 2206. [8218

CR91 (similar AR88), new, complete with C handbook; best offer over £50, or would exchange good radiogram.—Box 2035. [8174

PHILIPS communication receiver, one RF, two IF, L/W, M/W, short 5.6-18 m.c.s. a.c. power pack, as new; offers.—Box 2028. [8227

PAM A.C. amplifier, 25 watts, twin speakers, high-fidelity m/c mic. and 12in maker's guarantee; offers.—Fin. 4066.

TROPHY "8" communication receiver, 8 T meter, B.F.O., 1.3-43mcs, ex. cond.; offers £15.—Hill, 96, Holly St., Blackburn.

EDDYSTONE 358X 90kc to 31mcs, with power pack, in beautiful condition.—Offers to 2, Logie Rd., Causeway Head, Stirling.

RADIO television receiver H.M.V. model B.905, recently overh'd by H.M.V., perfect order; £50 or near.—Tel. Sanderstead 3395 after 6.30 p.m. [8168

HOWARD 450A, 12-valve, 65 mc/s, 550 kc/s, Xtal first-class condition, new condensers, alignment instructions; collect Glasgow; offers.—Box 2529. [8286

RACK-MOUNTED 50watt Savago amplifiers, suitable relay service, transmitter mod., factory installation, etc.—Details from Adams Radio, Long Buckley, Rubbv. [8037

TROPHY communication receiver (46mc 550kc) a.c. model, condition as new, complete with speaker; £22 or near offers.—Macdonald, Fodderty Cott., Dingwall, Ross-shire. [8162]

4 Walkie-talkie sets No. 38, short range R/T communication, 3 complete and recently netted, in working order; 1 spare set, instruction supplied, £14/10.—P. Brooke, The Temple, Coring, Berks. [8187]

RC.A. AR88 comms. rec., 540 kc/s to 52 mc/s, 6 wavebands, BFO, 100 watts output, L.S. terminals and phone jack, as new, voltage 110 to 250v, in stages; highest offer to Simpson, 40, Mowson Lane, Worrall, Sheffield. [8193]

HALLICRAFTER Sky Champ, 31 mc/s, 500 kc/s, good condition, £20; new, boxed, Tx1154M, 4-band, £7/5, R1155, new, 14/10; rot. trans., 12v input, 450v 70mA and pro rata output, 22/6.—Hancock, 198, Petre St., Sheffield, 4. [8293]

HR.O., 4 coils, £45, Hammarlund, 6 bands, £35, each with separate 110v to 250v p.s.; T33 transmitter and 2,000v p.m., £25; Lustaphone, 70; valves, etc.; s.a.e. for details.—Nelson, 24, Kings College Rd., N.W.3. Primrose 4806. [8175]

AC. 5-valve 8-watt push pull amplifiers, A negative feedback, complete with large multi-ratio output transformer, £9; ditto 10-watt 6-W.T. range of freer units T.R.F. and superhet from £5 5s.—R.T., 64, St. Leonard's Rd., London, S.W.17. [8253]

HM.V. combined radio and television receiver, model 904, 3 wavebands, ac 200/50, perfect picture and sound reproduction, thoroughly overhauled by makers; sacrifice at £85; 350 mains and battery valves, 25grs. lengths 1mm sleeving, 200 asstd. condensers, 0.0001-32mfld, 500v, hundreds of other components; send for lists.—E. A. Peritt, 13 and 27, Waverley Rd., Forest Hill, S.E.23. [8253]

SPECIAL offer, Midget communication receiver and power pack, M.C.R.1 5-valve superhet., complete with aerial and earth equipment, lightweight headphones, range 20-3,000 metres, £9/10; receiver P.109 with 24 valves, £10; receiver P.25 with 11 valves, £5; C.R.T. units, microameters, milliameters, voltmeters, etc., very low prices; send for list, trade supplied.—Wilkinson, Wholesalers, 204, Lower Addiscombe Rd., Croydon, Add. 2027. [8253]

OVERWHELMING demand for some of our lines has caused delay in replying to our customers and has also cleared out some of our disposal bargains; there are, however, still a number of attractive items of appeal to the amateur enthusiast but remember stocks are limited, so don't delay; R.A.F. radar amplifier, model 1124, complete 6-stage U.H.F. amplifier with 6 valves, 3 Westectors 3 I.F. stages 6 preset R.F. settings, makes an ideal base for television or F/M. experiments, components alone worth £10, our price, £4/10 ea.; class D, No. 1 wavenometer, a few left only, complete with all spares and crystal check unit at £5/5; aerial couplers, type D., complete, at £1/15; R.A.F. dinghy sets, we have a small quantity of these portable transmitters, ideal for amateur field day work when modified, hand generator gives 6 volts and 400 volts, 6A7 and 6V6 valves, neon in diode, our price, £2/5; 3-stage amplifier panels for 1T4 type valves complete with condensers, resistors and vol. control, can be made into midget portable by adding tuning device (20% worth of components), to clear at 7/6 each; send stamp for complete bargain list; terms, cash with order or c.o.d. over £2.—Orders to Dept. W.W., Ariel Trust, Ltd., 188, Vauxhall Bridge Rd., London, S.W.1. [8106]

WESTERN Electric receivers, R1585 12-valve U.S.W. type, 34-58 mc/s, seven 9001, three 6AK5, EBC33, 12A6 valves, 4 R.F. stages, F.A.C. and osc., 2 I.F.s det and output, B.F.O. and limiter; these sets are easily converted for use as 6 or 12 volt car radio, or A.C. mains receivers, giving 6 medium wave stations on selector switch (pre-selected) for 9 volt car radio 12A6 is replaced with 6V6GT; no other components required except power unit and speaker; wiring can be modified in 30 minutes by most amateurs, with full instructions how to convert, £5/5 ea.; speakers, 3 1/4 in or 6 1/2 in, £1 ea.; 6 volt or 12 volt or A.C. mains power unit, £2/5 ea.; 8-valve U.H.F. receivers, 1.3108, 30/5 ea.; 12-valve 1.3078, 35/- ea.; P.45A 11 valve, 35/- ea.; receiver type 50A 14 valves, £3 ea.; R3601, 14 valves, £3/10; R3084, 14 valves, £3; 1.3585, 23 valves, £4; all complete with valves; s.a.e. for details; P.A. speaker units; P.M.C.M. 15 ohm handle 20 watt, £1 ea., less horn; 2-gang condensers 0.0003 or 0.00015, 4/6 ea.; 3-gang, 0.00015 5/-; 9-way Xaxley switches, 1/6 ea.; 12/- doz.; rotary converters, 12 volt D.C., 275 volt 110 ma, 500 volt 50 ma, complete in case with smoothing, £2 ea.; numerous components and Government surplus radio, etc.; send for list; s.a.e. please; special terms to dealers.—H. English, The Maltings, Ravleigh Rd., Hutton, Brentwood, Essex. Tel. Brentwood 1685. [8126]

Some Fine Investments!



MOTORS. Electradix Micro Motors for Instrument work and models 2in. x 1 1/2in., weight only 10 ozs. 12.24 volts; work from dry cells or A.C. Mains through transformer, laminated fields, ball bearings, totally enclosed, small vee pulley, centrifugal relay speed governor on shaft removable for second shaft drive. Precision made ex W.D. stock. Worth 45/- Price 21/- each. Limited stocks.

BOAT MOTORS. 12-volt D.C. work off three 4 1/2 v. dry cells. Weight only 10 ozs., precision made, totally enclosed, as new, 15/-.

MOTORS. D.C. 230-volt D.C. 1/12 h.p., 1,500/2,000 r.p.m. shunt wound by Croydon, 25/-; 1/40 h.p. 110 v. or 220 v., 17/6. 1/30 h.p. 12-volt with 4-hole base plate, 75/-.

MOTORS A.C. 230 volts (3 h.p., 4,000 r.p.m., 50 cycles, £9. 1/27 h.p. 230 volts A.C./D.C., 4,000 r.p.m., £3 15. 1/20 h.p., 230 volts A.C./D.C., sewing machine type, square construction, enclosed with pulley, belt and bracket, £4 10.

MOTOR PUMPS. Lesdix 12 volts D.C. for caravan or bungalow; lift 3ft., throw 10ft., handle 100 gallons per hour, £5 10. 230 volts A.C. Stuart Turner model, 120 g.p.h., £6 6. and £7 10. Foot valve strainer, 21/-.

LABORATORY INSTRUMENTS. Portable Weston Substandards Model 155, A.C. ammeter 100 amps zero adjuster, mirror scale, in polished wood case 7in. x 6 1/2in. Model I multi-range D.C. voltmeter by Weston, 3 v. 150 v. 750 v. zero adjuster, mirror scale, in carrying case. Weston Model I Ammeter 3-15-75-300-1,000 mA 5-15-150 amps with external shunts to match above Voltmeter.

WHEATSTONE BRIDGES. Ex-G.P.O., in new condition, 200 ohms 3-ratio arms and moving coil galvo, flush panel type 25-0-25 on ebonite panel 9in. x 6 1/2in., with leads and fitted in strong carrying case 16in. x 7 1/2in. x 6in., with carrying handle, £6 10. Similar type without galvo, £5 5. D.C. MOVING COIL BRIDGE GALVO. Flush panel, 2 1/2in., scaled, 25-0-25, new, 75/- each.

GALVOS. D.C. moving coil suspension mirror galvo, reflecting type, by Tinsley, 100 ohms, sensitivity 2 1/2 micro amps per lin. of scale at 1 metre, in polished wood case with glass front door, £8 10. G.P.O. Linesman's Galvo, 25/-.

HAND MAGNETO GENERATORS, output approx. 70 volts 25 m. A.C.A. perm. steel magnet wound armature driven by gearing in handle, 10/- ea. 3-magnet type 12/6, postage 1/- extra. G.P.O. MAGNETO BELLS. Two coils and gongs 3/6. Postage 9d.

BELLS. Tangent I/C200/250 volts A.C. 6in. gong, as new, 42/-.

RELAYS. G.P.O. Relays for almost all purposes. Send us your inquiries. Thermal delay relay attachment, 7/6. Mercury Relay Tubes, "On-off," 5 amp, 7/6, postage 1/-.

FANS. D.C. Table Fans, 110 volts, 10in. blade and guard, 45/-; 12in. blade and guard, 55/-; Oscillating pattern, 12in., 65/-; Wall Fans, 18in. blade, 200/220 volts D.C., 740 r.p.m., 75/-.

TRANSFORMERS. Double wound 230 volts to 12 v. 3 amps, 32/6. 230 volt to 20 v. 2 amps, 30/-; 230 volts to 4 v. C.T., 7 1/2 amps, 17/6. B.T.H. TRANSFORMERS. 200/220/250 volts input, 2 volts 20 amps and 75 volts 6 amps, 15 taps output, 65/-.

BATTERY CHARGERS. We have a large stock of Chargers by leading makers, various sizes, metal or bulb rectification. Send us your inquiries.

TELEPHONES. Wall type constructors' parts, ex-G.P.O., comprising cabinet 8in. x 6in. x 3in., bracket mike, transformer and condenser, mag. bell, switchhook and contacts, hand mag., ringer P.O. type receiver terminals and connection diagram, 35/- per pair. G.P.O. Candlestick Telephone with receiver and cord, 15/-, postage 1/6. Spare mike inserts, 2/6 each.

METAL BOXES. Ex-W.D. stock, 9in. x 9in. x 8in. with 2 front fasteners and loops for carrying strap, plinth for panel, 12/6.

Please include postage for mail orders.

ELECTRADIX RADIOS

214, Queenstown Road, London, S.W.8

Telephone: MA Caulay 2159

SPECIAL 12v General Motors car radio, 9 S. valve, 5 wavebands, including medium and 4 short wave, with bandspread; 12 watts output; one microvalve sensitivity; 5 presub-button station selectors; best offer over £25.—Apply Mr. Babani, Bernards (Publishers) Ltd., The Grampians, Western Gate, London W.6. Shepherds Bush 2581. [8294]

ENGINEER, going abroad, disposing of 40 watt amplifier with separate pack built with Partridge transformers and oil capacitors. 807 p.p. output, Lexington m/c pick-up with 2 sapphires and input transformer B.T.H. 1947 12in speaker p.m., 100 valves inc. Acorn and U.H.F. p.a., valves only at 60% list price; kit of components inc valves for 8-valve superhet; must be sold within 3 weeks with 25% price reduction.—Box 2152

30W amplifier (Partridge transformers, equalized), output 27.500 Ferranti meter 150ma. pre-amp treble and base boost, turn table ac in leather case, Marconi p.u. B.T.H. mike flour and table stands; screened ex-mike lead 60yds on reel; centre contact for quick connection. Speakers, 15ohm Baker. B.T.H., Epoch, R.K.; 2 rect. units for field excitation. Horns, Rect. 52inx18inx72in. hex flar 28inx50in, round 28inx34in; also Murphy B25 connected to pentode o.p.; offers.—Meltrum, Stansfeld, Ex. Tel. Stansted 3541

MORSE EQUIPMENT
MORSE practice equipment for classroom or individual tuition; keys, audio oscillators for both batt. or main operation.—Webb's Radio, 14, Soho St., W.1 Ger. 2089 [2291]

NEW MAINS EQUIPMENT
VORTExION mains transformers, chokes etc., are supplied to G.P.O., B.B.C., I.P.T.B.; why not you? Wound to any specification, prompt deliveries; limited but unequalled.—Vortexion, Ltd., 257-261 The Broadway, Wimbledon, London, S.W.19. Tel. Liberty 2814/6242-3. [8365]

TEST EQUIPMENT
ISTRUMENTS

MOST makes in stock, some on easy terms. Write for details and proposal forms to The Instrument Co., 244, Harrow Rd., London, W.2

TALEOR valve tester, model 45A, as new. [£202]

SALE. Vee Megger, unused, in metal case, with leads; £5.—Box 2210. [8230]

FOR sale, Mullard Master testing set.—D. Slade, Mount St. Battle, Sussex. [8274]

ALEC DAVIS, 8 Percy St., Tottenham Court Rd., W.1. offers the following bargains:—

INDICATORS.—Type 62A, almost complete receiver for vision, £10; type 6A, £5; type W.4689, £5; type 184A, with two tubes in and 2 1/2 in, £6; test set type 74, wonderful bargain at £10.

WAVEMETERS.—Type APW.1095, covers 1,220/1,540 kc/s and 2,000/3,410 kc/s, incorporating 0.100 micro-ammeter, £2/15; type APW.1252, mains driven, in copper lined case 22/30 kc/s, with "magic eye" indicator £6

OSCILLATORS.—Type 37, mains driven, £6; type 145, brand new, £5; type 231, 25/-.

EX-GOVERNMENT aerial poles, made in two sections length 14ft complete, fitted with aluminium base, bargain at 21/-; carriage paid; 12volt motors at 21/-; 24-volt motors at 17/6 new; large selection of components and condensers; plugs and sockets, single and multi-pin, coaxial for all requirements; all types cable and flex. [8156]

TRIPLETT model 666H, 1,000v r.t. as new; offers over £6.—15, Smirrells Rd., Birmingham, 28. [8198]

THE new Thrush capacitance resistance bridge, 2% accuracy, price 13/6; details gladly supplied; from stock.—F.S.R., Ltd., 87a, Upper Richmond Rd., S.W.15 Putney 1665. [8247]

WESTON analyser model E665, complete with valve adaptors, recent overhaul by makers, £11/10; Weston output meter, model 695, £3/10.—Waverley Cockford Park Rd., Ardlestone, Surrey. [8170]

FOR sale, model 7 Avo meter, £16/10; 85B universal Avo Minor, £6 10; Taylor 85B signal generator with dummy aerial, £13 10 (all as new); "R" Radiolect, 17, Laughton Rd., Dunnington, nr Sheffield, Yorks (Tel. Dunnington 337). [8195]

R.A.F. signal generator, wavenometers, battery operated, 4 valve 220T11, 11L22, PM2 mod. 1,000 cps, in transit case, £7/10; U.S. Army v.h.f. signal generators, I.E. 19A, 100 156 ncs, crystal or M.O., inc. f.s. meter, battery box, 3 9003, 2 9002, 1 155, 2 0.1 mA meters, new in transit case, £7; radar wavenometers, 180-260 kc/s ac 200-250, with rec. 6J5, 763, E.A50, £3/5; smaller version, £2 10; Monitor units, would convert to score with tube, trans, T.B. valves, £3/10; similar but 80v 1,000 c/s, £2/5.

JAMES W. GRAHAM, M.I.R.E. Radio Engineer 98, South St. Perth. 8177

HENRY'S

I.F. UNITS. Comprising 1T4 Valve with holder, Midget Iron-cored I.F. 465 K.C./s., Condensers and Resistors. All in midget aluminium can. New. 15/- each.

B.F.O. UNIT. Comprising 1B5, with holder, Midget B.F.O. in can, Condensers and Resistors. All in midget aluminium can. New. 12/6 each.

ELECTROSTATIC VOLTMEASURES. 1/4 in. scale, panel mounting, 0-5,000 volts. £3 5s.

MURHEAD Slow Motion Drives. 8/6.

EPICYCLIC low Motion Drives. 6-1. 2/6.

BULGIN Jack Sockets. 1/0.

BULGIN Pilot Indicators. 1/0.

BULGIN Signal Lamp Indicators. 2/6.

CAR RADIO Trans. 6 v. small type. 12/6.

PLUG SUPPRESSORS, 1/6; Dynamo Cond., 3/6.

ELECTROLYTICS. 8 mid. 350 v.w., 3/6; 8 mid. 500 v.w., 4/-; 8 x 8 mid. 500 v.w., 6/-; 16 mid. 500 v.w., 5/-; 16 x 8 mid. 500 v.w., 9/-; 16 x 16 mid. 350 v., 7/6; 25 x 25, 2/-.

HEADPHONES, moving coil, 100 ohm with plug. pr 7/6.

THROAT MICROPHONES moving coil, pr 7/6.

BULGIN Midget Interval Trans. 4-1, 4/6.

4-pole 3-way switches, small, 4/6.
2-pole 2-way switches, small, 2/6.

ALL TYPES OF ENGLISH AND AMERICAN VALVES IN STOCK, INCLUDING 1B5, 1T4, 3B4, 3Q5, 6A7, 25A6G, 25Z6, 35Z5, 12K7, G.T. 955, U17, MX40, 6J7, MKT4, 5-pin and 1R5, etc., etc. at B.O.T. prices.

It will pay you to send for our List.


CASH WITH ORDER or C.O.D. (over £1) TRADE SUPPLIED.

HENRY'S RADIO

5, HARROW RD., W.2.

PAD 1008.9.

RECORD



MINOR INSULATION TEST SET

Compact and inexpensive without sacrificing accuracy and reliability. Weighs only 3lb. Height allows for full swing of generator handle. Ranges up to 20 megohms 500 volts.



CONTINUITY TESTER

This latest addition to the Record Ohmmeter range is enclosed in a moulded bakelite case of pleasing appearance. Equipped with self-contained dry battery, specially designed test spikes and leads can be supplied, also a "test and carry" case in which the instrument may be used without removal. Ranges—0.3-0.30 ohms, 0.30-0.300 ohms, 0.500-0.50,000 ohms, 0.1000-0.200,000 ohms.

THE RECORD ELECTRICAL CO., LTD., Broadheath, Altrincham, Cheshire. Tel.: Altrincham 3221/2. Grams: "Infusion," Altrincham. LONDON: 28, Victoria St., S.W.1. Phone: Abbey 5148.

WEE-MEGGERS, brand new, ex Govt., 250-volt, complete in leather case, list price £12. our price, 2/- post free—Auto Collections, Ltd., 126, St. Albans Av., Bedford Park, W.4. Tel. Chiswick 1601.

AVO oscillator. £11/10; Taylor Bridge, £12/10; as new. R.K. speaker, baffle, rectifier, £4/10; Selenium rectifier for speaker field, 10/-; E.M.I. hypersensitive pick-up, £3/15; 500 volt precision megger, £7/10; Avo Minor (universal) in case; £6/10.—Box 2527. [8253]

SIGNAL generators.—Model 101A is the precision job for service engineers; range 100 kc/s to 50 mc/s, individual calibration accuracy better than 1%; 12 months' guarantee, H.P. terms available; write illustrative leaflet as below; price £12/12. Servimeter, Model 1212, the new instrument for all radio engineers, speedily locates faults, hum, distortion, etc., measures inductance tuning coils, measures capacitance, checks aerial, earth installations for efficiency; H.P. terms available; write as below; price £13/17/6. Instrument cases, 20 different new types and sizes available, all finished black crystal enamel, complete with handle and panel; prices from 7/6 to 35/6, see below. Design calibration repair: We can undertake any work applicable to test equipment and necessary to service maintenance, factory production, medical requirements, etc.—Radio Development Co., Moretonhampstead, Devon.

H. FRANKS, 58, New Oxford St., W.C.1. Tel. Mus. 9594.—Offers the following equipment to callers only, comprising ac main-drive oscillators, type 77, 22 to 70mc/s, complete with 6 watt valve in output stage and millimeter in output circuit; receiving units, type 69; C.R. power units, type 526; performance meters, type 53874; ac mains wavemeters, type W1252; battery wavemeters, type W1095; receivers, type 1147; ac mains power packs for 1147; receivers 3132; indicator modulators, auto transformers; receivers, type 76A; battery driven amplifiers, large assortment of volt, amp and milliammeters, neutralizing units with RF meters, metal rectifiers, relays, vibrator packs, inlet-comb sets, signal generators de to ac converters; Brown's A type headphones; E.M.I. cathode-ray tubes; 6-valve receivers incorporating Clystron unit; ac power units suitable for 1155 receiver; a quantity of Lorenz transmitting gear, ideal for conversion. Sangamo synchronous motors, self-starting, 200-250v ac 50 cy, consumption 2 1/2 watts, size 2 1/2 in x 2 in, geared 1 rev 60 mins. can be reset to zero by friction drive from front or back shaft, 5/8 in x 1/10 in. to run clockwise, ideal movements for making electric clocks, time switches, etc., nickel plated finish, price 22/6 ea; 12 to 1 dial trains to fit above spindle, 2/6 per set extra; Chamberlain and Hookham synchronous motors with enclosed rotor, similar specification as Sangamo, consumption 3 watts, price 27/6 ea, complete with 12 to 1 dial train. [8474]

TRANSMITTING EQUIPMENT

NEW 1190 ex-R.A.F. TX covers, 160, 80, 40, 20, complete with V.P. 31s (2); £75.—D. R. Metcalfe, Cambridge Rd., Dover 1124.
150 watt, relay operated, 3-stage V.F.O., 3-stage band switched exciter, 807 buffer doubler, 2-35T's in P.P., crystal mike, 6J7-6J5-2-6J5's in P.P., 2-6L6's in P.P., 2-TZ40's in P.P., H.R.O. with all band-spread coils; best offer over £200.—Blake, 140, Broadway, Leigh-on-Sea. [8299]

A PAIR of new American dural sectional 1 1/2 in dia. aerial masts (or would make one 40ft), weight only 7lb each, 20ft high, insulated from ground and with 66ft copper double, halyards, guys, ground pegs, all made complete and ready to erect, and finest quality; £5/15 per set.—Harris, Stronds, Pangbourne, Berks. [8379]

NEW LOUSPEAKERS

HIGH quality, precision-built speakers, Ticonal magnets, detachable diaphragms, die-cast chassis, twin cone.—Broadcast & Acoustic Equipment Co., Ltd., Broadcast House, Tombland, Norwich 26970. [6435]

REXONAX Duplex loudspeakers provide those qualities most sought after by enthusiasts of better sound reproduction.—Full details and demonstrations from main distributors, Lowther Mfg. Co., St. Mark's Rd., Bromley, Kent, Tel. averyhorne 5225. [8413]

LOUDSPEAKERS, SECOND-HAND

HARTLEY-TURNER 215, perf., £7; output transformer, 15/-.—Box 2207. [8220]
HARTLEY-TURNER duode, 4 ohms, with rectifier, £5.—Osborne, 30, Forester Road, Bath. [8223]

1 G.E.C. 10-watt p.m. 15-ohm units on 42in all-metal exponential horns; as new; offers.—Box 2226. [8242]

HARTLEY-TURNER, energised, 2,000ohm 20watt field, £3/10.—Howard, 7, Berkeley Square, Bristol. [8251]

COULPHONE RADIO

"The Return of Post Mail Order Service."
58 DERBY STREET, ORMSKIRK, LANCs.
Phone: Ormskirk 496.

Telegram: Coulphone, Ormskirk

NEW GOODS ONLY.

C.W.O. or C.O.D. Post Free over 5/-.

MAINS TRANSFORMERS

PRIMARIES for 200/30/50 volts. Universal 4, 5 and 6.3 v. L.T.'s. 300-0-300 v. 60 mA. 23/6; 350-0-350 v. 100 mA. 28/6; 450-0-450 v. 200 mA. 4 v., 8 a. C.T., 4 v. 4 a. C.T., 4 v. 4 a., 45/-; 450-0-450 v. 200 mA., 6.3 v. 4 a. C.T., 6.3 v. 4 a. C.T., 6 v. 3 a., 45/-; 450-0-450 v. 200 mA., 6.3 v. 6 a. C.T., 4 v. 2 a. C.T., 4 v. 2 a. C.T., 5 v. 3 a., 47/6; 1,250-1,000-750-0-750-1,000-1,250 v. 300 mA. (no L.T.s.) 112/6; 4 or 6.3 v. 6 a. C.T. (Filament) 17/6 Auto (Filament), 4v. to 6.3v. 4a. (or vice versa) 13/6

SMOOTHING CHOKES

15 H. 40 mA. 350 ohm., 5/-
20 H. 50 mA. 425 ohm., 9/-
15 H. 90 mA. 240 ohm., 7/-
20 H. 100 mA. 425 ohm., 12/6
20 H. 200 mA. 150 ohm., 21/6
30 H. 200 mA. 350 ohm., 25/-

OUTPUT TRANSFORMERS

Midget Power Pen. 5/6. Std. Univ., with C.T., 7/6. Large Univ., with C.T., 12/6. Heavy Duty Univ. for 3, 5 and 15ft., 22/6. Extra Heavy Duty, 37/6. **SPECIAL** (to author's specification), for quality amplifier, described in April and May issues of "The Wireless World," 67/6.

COILS, COIL PACKS, etc.

WEYMOUTH TRF. COILS M. and L., with ect. pair 9/6. "P" Type, 2/9 ea.
SUPERBET 3 W.B., with ect., 465 kc/s., pair 11/6.
WEYMOUTH COIL PACKS. Completely aligned, 36/6. **BS TUNING (FEEDER) UNIT.** With R.F. stage. Completely aligned, station named scale, £9 15s.
I.F. TRANSFORMERS. Midget, 18/9 pr. Standard. 16/- pr.

J.B. MIDGET 2-GANG CONDENSERS. .0005 L/Tr. 11/6; W/Tr., 12/6. 3-gang L/Tr., 35/6.

KITS. 6v. 5/bet. 3 W.B., A.C., £12 10s.

MURHEAD PRECISION INDUCTION DRIVES. 54:1, 12/6. J.B. Full Vision, 8:1, 12/6.

SUNDRIES

LINE CORD. .3 amp. 60Ω per ft., 2 w., 2/3 yd.; 3 w., 2/6 yd. P.B. Wire, 3d. yd.

MAINS DROPPERS. .3 a. 800Ω, 4/6; 2 a. 1,000Ω, 3/6. **CARBON RESISTORS** (50Ω to 5 MΩ), 1 w. 6d.; 1 w. 9d.

EDDYSTONE SHORT WAVE GEAR.
ROMAC SUPER CAR RADIO. VIDOR PORTABLES. Send 2jd. stamp for new 24-page Catalogue.

MIDLAND INSTRUMENT Co.

RECEIVERS. No. 18 SET, complete with four valves, ready for use from 2-volt L.T. and 120-volt H.T. supply. Superbet, range 6 to 9 mc/s., calibrated slow-motion drive, with other controls, etc., suitable for phones or small speaker, front panel size 9 1/2 in x 6 in. An attractive receiver offered at a fraction of original cost—35/- post free.

JONES PLUGS with sockets to fit, 10-way, 3/6. 12-way 4/6. A.M. trimming, etc., tools, set of four, 2/6.

MOVING COIL METERS, high grade 0-1 m.A., flush panel mtg., 3 1/2 in. dia., 25/-; Moving coil meters, fitted thermocouple for R.F. 0-2 amp., to match above, 15/-; Both meters brand new, unused, 70/- crate and carriage, 7/6 extra.

EX-A.M. D.R. MASTER UNIT gyro compasses, contains three motors, 24-v., one a converter supplying A.C. current to the motor gyro, plus a wealth of other gear, cost over £60, condition as new, 70/-, crate and carriage, 7/6 extra.

EX-GOVT. UNITS, fitted 11 valvet, VR65A (4), CV16 (2), VR67 (2), VR92 (2), VR54 (1), also relays, var. cond. 50 resistors and 40 condensers, coils, chokes, etc., mounted on chassis 12 in. x 8 in. x 2 1/2 in., fitted louvered cover, condition as new, 40/-, crate, pair.

EX-A.M. POWER UNITS, type 567, fitted 11 valves, 5U4G (2), 5Z4G (2), 6X5G (1), 6V6G (1), CV188 (2), CV173 (1), VR91 (1), VU120 (1), also three transformers (80-v., 2000-cy.), four chokes, v-controls, high voltage condensers, resistors, etc., steel case, 12 in. x 12 in. x 2 in., weight 35 lbs., brand new, unused, 70/-, carriage 5/- extra.

NO. 19 A.E. VARIOMETERS, includes variometer, 5 m/A meter rectifier, 4-v. 10 m/A h/v rectifier, midget 750-ohm w/v v-control, .001 mid. 5000-v. mica cond., knob and enclosed dial, etc., enclosed in metal case, 8 in. x 5 in., weight 5 lbs., 5/-, post 1/-.

ALARM UNITS, consists of high grade 2-4 v. bell, VR55 valve, 2000 ohm relay, mains switch, 4 mid. cond., press switch, jack, westerco, coils, resistors, cond., etc., chassis mtd., enclosed in wood case, 6 1/2 in. x 6 1/2 in. x 5 in., brand new boxed, 15/-, post 1/-.
New August lista, 2d. with S.A.E.

Orders over 30/- post paid, no C.O.D. under 20/-

Moorpool Circle, Birmingham, 16

Tel.: HARborne 1308 or 2664



THE "FLUXITE" QUINS AT WORK

"These boxing bouts give me a pain
Listen! He's socked him again,
Go on! Swing your right! ...
That's all for tonight,
Our set will need FLUXITE that's plain,

See that FLUXITE is always by you — in the house — garage — workshop — wherever speedy soldering is needed. Used for over 40 years in Government works and by leading engineers and manufacturers. Of all Iron-mongers—in tins, 10d., 1/6 & 3/-.

TO CYCLISTS! Your wheels will NOT keep round and true unless the spokes are tied with fine wire at the crossings AND SOLDERED. This makes a much stronger wheel. It's simple—with FLUXITE—but IMPORTANT.

The FLUXITE GUN puts FLUXITE where you want it by a simple pressure. Price 1/6, or filled, 2/6.



ALL MECHANICS WILL HAVE

FLUXITE

IT SIMPLIFIES ALL SOLDERING

Write for Book on the ART OF "SOFT" SOLDERING and for Leaflets on CASE-HARDENING STEEL and TEMPERING TOOLS with FLUXITE. Price 1d. each.

FLUXITE LTD.

(Dept. W.W.), Bermondsey Street, S.E.1

QUANTITY extra large magnet Rola 10in speakers surplus.—Pioneer Films, 348, Gray's Inn Rd., W.C.1. Terminus 7311.
SOUND amplifying equipment, large amount of matched equipment, mainly Tannoy, detailed list on request.—Thompson, 25, West St., Scunthorpe, Lincs. [8250
FOR sale.—Hartley-Turner duode de luxe loudspeaker, mounted on large heavy baffle, with built-in field rectifier and output transformer; price £15 complete.—Write 137, Longland Drive, N.20. Tel. Hil. 7556.

VALVES

RADIOGRAPHIC, Ltd., 66, Osborne St., Glasgow, C.1. Tel. Bell 3776.
TRANSFORMING valves: 866/866A, 27/6; 811, 35/7; 814, 30/6; 100T11, 45 19/6; 807, 12/6; PT15, 25/-; rack mounted power packs; 200 250v in, 6V5A 160v, 60ma out, £3 19/6.
ROTARY beam aerials, complete, £7 10, plus 10/- carriage; rotary transformers, etc., smoothing units, 4/11; 500kc crystals, 9/6; Pyrex feed-through insulators, 2/6; multiple crystal holders, 9d each; R1155 last I.F. transformer, 2/6 each.

S.A.E. for list; extensive stocks of all types of radio equipment.—Radiographic, Ltd. Valves.—Send for monthly lists.—Valve Service, 11, Salisbury St., Helawood-Tyne

120 American for sale by amateur, 6A7, 6AB7, 807, 813, RK34, 50T11, s.a.e. for list.—Cobb, 34, Chalkpit Lane, Dorking.

A CORNS new and unused 955s 25/-, 956s 27/6; Pye Baby Q portable, £15/15; Philips m/c microphone, with heavy chrome, extending floor stand, £8.—Box 2150, [8201

VALVES—Is your work held up for valves? If so, we may be able to help you; we have large stocks of all types available at list prices; send for monthly lists.—Scott's, Valve Service (Dept. D), 14, Garliner St., Brighton

LARGEST and most comprehensive range in the country, British and U.S.A. types, at Board of Trade prices; send for lists (valves available), free, s.a.e.; valves sent c.o.d.; retailers not supplied.

RANSOM, Bond St., Brighton. [7223
HOVE Valve Service.—We may be able to help you with your radio valve troubles; many "hard to get" types in stock; give us a trial; mail orders only; all goods sent C.O.D. post paid.—54, Fallowfield Crescent, Hove 4, Sussex. [8190

FOR sale, 9in television CRT, Mazda CRM91, new, in sealed makers' cartons, £8/15; 2nd hand focus scanning and deflection coil assemblies, £2/10; rubber masks, 15/-.

A Gordon Galloway & Co., 120a, Myddleton Rd., Bowes Park, London, N.22, Bowes Park 3472

DYNAMOS, MOTORS, ETC.

ROPARIES, 110, 230 D.C. to 50 250 A.C., 50c's 200w.—25, Glenmore Rd., Birkenhead.

SMALL quantity capacitor type; small motors (new), surplus.—Pioneer Films, 348, Gray's Inn Rd., W.C.1. Terminus 7311.

PETROL charging set, consisting of 1hp J.A.P. engine coupled to 13.32volt 20amp generator, complete with regulator, ammeter, cut-out, etc., £20; 12volt 100a.h. accumulator, £5; carriage extra.—Box 2023. [8148

BATTERY chargers for home and export, 4 models, 2.6-12v, 1, 2, or 4amp dc, any mains voltage; generous trade terms. Write for catalogue, Tet, Hoddesdon 2659.—The Banner Electric Co., Ltd., Hoddesdon, Herts.

GENERATORS: 12v input, 250v output, ideal car radios, 15/-; 12v input, 275v 100ma, and 500v 50ma, output, this can be reversed for 12v charging, £1; cases, aluminium 8 1/2in x 4 1/2in x 10in, with panel and chassis, 4/6; steel ditto, 8in x 6in x 10in, 3/6; condensers, 16mfd, 250v, 1/9; 250mfd 12v, 1/6; 1mfd, 1/-; all single hole fixing; heavy toggle switches, 1/3; 60ma. h.t. chokes, 3/6; double wound l.t. chokes, 3/-; 0.01 micra, 6d.; 5watt resistors, 24, 30, 60 and 100ohm, 9d.; meters, 3 1/2in, 0-1ma., 30/-; 2in, 0-30ma., 22/6; 2 1/2in square, 0-0.5amp, thermo-couple, £1; 3 1/2in, 0-300v, M.I., 17/6; 12v relays, break 40amp, bakelite cased, 2/6; heavy duty cut-outs, 4/-; transformers, 230v in, outputs 1.500v 10ma., 2v 2amp, 400x400v 100ma., 6.3v 7amp, 4v lamp, 4v 1.5amp, 5v 1.5amp, for television or oscilloscope, 55/-; other types in stock; headphones, 1/6 each; 230v dc, 1/15hp motors, 30/-; 1megohm v.c., 1/6 ea.; call or send postage.—J. W. Hutchings, 29, Buxton Rd., Willesden Green, London, N.W.2. Willesden 1533. [8137

GRAMOPHONE AND SOUND EQUIPMENT
CAPRHART auto. record changer, perf. or der, £10.—1, Browning Way, Heston, Mx

ROTHHERMEL Senior pick-up, new, with latest hi-fidelity cartridge, 50/-.—Hunt, Stagsden, Bedford. [8200

SINGLE and auto radiogram units, cabinets, chassis, amplifiers, speakers, pick-ups, midgets, etc.; s.a.e. catalogue; trade inquiries invited.—Radio Unlimited, 16, Carnarvon Rd., Leyton. [8184

You're SURE to get it at

STERN'S

ESTABLISHED 25 YEARS

and you can be sure that you can **DEPEND** on it.

AVO METERS AND INSTRUMENTS

Model No. 7 £19 10 0
Valve Tester with Valve Data ... £16 10 0
Signal Generator £13 0 0
Universal "Avomitor" £8 10 0

TAYLOR METERS.
Model 70A, 50 Ranges, AC/DC ... £10 10 0
"Junior" Model 120A, AC/DC, 1000 ohm ... £7 10 0

CONDENSERS. A few examples,
2 gang .0005 with Trimm, 2 1/2 x 2 1/2 x 1 1/2 12 6
3 Gang .0005 less Trimm, 3 1/2 x 3 1/2 x 2 10 6
4 gang .0005 less Trimm, 5 1/2 x 3 x 2 1/2 5 9

I.F. TRANSFORMERS. Others in stock.
Wearite, Midget, 465 k/c, Iron Core, pr. 21 0
Wearite, 465 k/c, Cap. Tuned, pr. 20 0
Denco, Midget, 1-6 m/c, Iron Core, pr. 20 0
Service, 465 and 110 k/c, Cap. Tuned, pr. 12 6

DENCO "MAXIQ" COILS. Polystyrene Formers, Iron Core, ranges 5-10, 9-30, 20-68, 50-188, 167-727, 500-1760 metres, Chassis Mtg., Aerial, H.F., and Osc. 4/- each.

WEARITE "P" COILS. All ranges available, Aerial, H.F. and Osc. ea. 3 0

5 WATT W/WOUND Variable Tapped Resistance, 50, 100, 150, 200, 250 ohm each 1 9

MAINSTAY TRANSFORMERS. A few examples
Woden, 250-0-250 v. 80 m.a. 6.3 v. 3 a., 5 v. 2 a. 32 6
Woden, 350-0-350 v., 120 m/a, 6.3 v. 3 a., 5 v. 2 a. 39 6
Varley, 300-0-300 v., 70 m/a, 6.3 v. 4 a., 5 v. 3 a. 30 0
Varley, 425-0-425 v., 150 m/a, 6.3 v. (C.T.) 4a, 5 v. 3 a. 4 v. (C.T.) 4 amp 55 0
Varley 350-0-350 v. 200 m/a, 6.3 v. 5 a, 5 v. 3 a., 4 v. (C.T.) 4 amp 52 6

L.F. CHOKES. Some of many.
Varley 3 Hny. Tapped Chokes..... 13 6
Varley 5 Hny. 50 ohm, 250 m/a 18 6
Varley, 20 Hny., 250 ohm, 120 m/a 18 6
Brentford 15 Hny., 250 ohm, 60 m/a 6 6

S WAVE TUNING CONDENSERS.
Ceramic Insulation, suitable for ganging, 100 pf., 4/6; 160 pf., 5/-; 200 pf., 5/6; 15 pf., 4/9; 50 pf., 2/9.

ELECTROLYTIC COND. A few of many Capacities.
T.M.C., 8 mfd. 450 volt, Canned 4 0
Dubilier, 8-8 mfd. 500 volt, Canned 6 0
Dubilier, 8-16 mfd. 500 volt, Canned 8 6
T.M.C., 8-16 mfd. 450 volt, Canned 6 3
Dubilier, 16 mfd. 500 volt, Canned 6 6
T.M.C., 32 mfd. 450 volt, Canned 5 9
Hunts, 40-40 mfd. 150 volt, Canned 7 0
Dubilier, 8 mfd. 500 volt, "Drilitic" 4 0

A few Ex-Govt. Lines.
Oil Filled Cond., .01 mfd. 4000 v. 2 0
.03 mfd. 2500 v. 1 6
1 mfd. 2500 v. 2 6

Mainsbridge Cond., .5 mfd. 1000 v. 2 0
1 mfd. 5000 v. 5 9
8 mfd. 750 v. 6 9

CHOKES 15 Hny., 100 ohms, 300 mfa 12 6
9 Hny, 250 ohm, 120 mfa 7 9

D SPACED TRANSMITTING COND.
Split Stator, Ceramic Mtgs., 150 pf. each Sector 4 9
also, 0002 mfd. D spaced straight at 4 9

R.1155 RECEIVER. 5 W Bands covering 16 to 4000 Metres, 10 Valves includes Magic Eye, R.F. Pre-selector stage, each set has been thoroughly tested 15 gns.
Power-pack and Output Stage ... £5 10 0

STOCK LIST now available, send 2/- stamp.

STERN RADIO LTD.
115, FLEET STREET, E.C.4.
Telephone: CENtral 5814

Specialists in

HIGH POWER - HIGH QUALITY

PUBLIC ADDRESS SYSTEMS ★ AMPLIFIERS

from 150 W to 1kW

W. Bryan Savage Ltd


WESTMORELAND ROAD, LONDON, N.W.9

Telephone : Colindale 7131

AMAZING BARGAIN

EX-GOVERNMENT

1½ METRE 10 VALVE
SUPERHET UNITS



**7
GNS.**

Carriage paid
Cash with
Order

Special discounts
to Trade, Radio
Societies, etc., in
lots of 25 or more
receivers.

IDEAL FOR
CONVERSION INTO
TELEVISION UNITS

Circuit comprises: 1 Pre. Amp. Osc. Mixer 5 I.F., Det. Video Amp. I.F. Frequency 12 Megs. Band-width 4 Megs Co-axial input & output sockets. External source of L.T. & H.T. supply is required. Manufactured to stringent Govt. specification by such famous makers as R.G.D., Pye, and Murphy. Brand new and unused, and in manufacturers sealed cartons. Complete with 10 Mazda valves.

Circuit Diagrams supplied Free with each set.
Sold separate at 1/-.

**WIRELESS INSTRUMENTS
TEL. (LEEDS) LTD. 22262
54-56 THE HEADROW, LEEDS, 1**

TYPE 12 P.U. and transformer, 55/; A.C. gram. motor, 200-250v. £6/10; model 25 P.U., 30/-.—Box 2032. [8172]

NEW Collaro microgram unused, in carton, cost £20/10/8, accept 16 gns.—Winwood, 12, Carnarvon Rd., Leyton [8206]

VOIGT moving coil pick-up with diamond stylus; almost new; £14/10.—Joseph Enoch Ltd., 27, High St., Brentford.

TRANSFORMERS, tone control and filter chokes for all "W.W." circuits.—R Clark, 30, Langland Crescent Stanmore Middx Wor 5321 [7532]

HAYNES quality radiogram, comprising R2 unit, 6 watt amplifier, Simpsons turntable, Haynes speaker in oak cabinet. £55; reason for selling moved to D.C.—Box 2048.

TRANSANTIC SIX, 3-wave, 5-valve, radiogram chassis with Bin energised speaker; also Collaro ac gram unit with pick-up, auto-stop; £24.—Radio Unlimited, 16, Carnarvon Rd., Leyton, s.a.e. list. [7832]

CONSOLE radiogram cabinet in polished mahogany by Camio, good condition, including part radio set; £7/15/-; also modern walnut console type radiogram cabinet with motor, good condition; £13/17/6.—Cle 4480

UNIVERSAL Convertogram, comprising Garrard AC/DC mixed autochanger (10in and 12in any order), perfect condition, in console cabinet (walnut) with ample record storage compartments; £25-300, Higham Hill Rd., E.17, Larkwood £25.

PROVED supremacy! The new Felicity Senior cabinet speaker; clean brass response. Felicity 15-watt amplifier response 30 to 14,000 cps., 0.1% distortion; matched for coil pick-up.—Details from: Felicity Sound Reproduction, Ltd., 87a, Upper Richmond Rd., S.W.15, Putney 1665. [8249]

V.G. tracking gear, Dralwid D.T.7 cutting head, V.G. synchronous motor and turntable, 78 230 A.C. in wooden case, as new; Acco recording motor and turntable, 33/1/3-78 A.C./D.C. Rothermel spherical sound cell microphone and socket, offers; few reground sapphire Stylus, 12/6 each.—Box 2144. [8188]

BRITISH Sound Recording Association covers all interests of the professional and amateur recording engineer and quality reproduction enthusiast. Radiolympia edition of "The Sound Recording Journal", 2/8, post free.—Details of information, bulletins, meetings, publications and membership application form from Hon. Secretary, BCM/BSRA, London, W.C.1. [7772]

*STARR quality: A new product and a new standard of fidelity with the Starr sapphire stylus for miniature pick-ups, 11/6 each, from leading London dealers; provincial enquiries invited, samples e.o.d. direct. Starr supply pick-ups and transformers plus sapphire: "Connoisseur" plus, 30/-; "Levring Junior" plus, 120/-; W & W "Coil", 152/-; add-on gram units (H.M.V. Columbia, etc.) plus from 12gns. Loudspeakers: Superior (Truvox licence) 8in, 25/-; various 10in, 35/-, 60/-; Goodmans 12in, 125/-; in heavy mahogany, 225/-; Hartley, 180/-; Pullin Series 100 Universal meter, 10gns. Starr quality programme: Send 4d stamps for copy autumn bulletin and reprints technical articles.—Starr, 8, Dartmouth Park Ave., N.W.5. [8259]

COMPONENTS—SECOND-HAND, SURPLUS VALUE! Matt has it.

SPECIAL offer: Headphones with lead and jack plug 5/6 per pair (boxed 2 pairs); speakers, P.M. (less trans.), 4in 17/6, 5in 15/6, 8in 22/6; output trans. to match 5/6 each; condensers, 0.1, 0.01, 9/- doz; 2, 4, 8, 16mfd, 8+8 canned, 6/6; 16mfd electrolytics (chassis mounting), 7/6 each; line cord, 0.3 amp (60 ohms per ft), 2-way 1/6 per yd, 3 way 2/6 per yd; volume controls (Centralab), various values, 1/8 3/6, W/8 4/9; crystal pickups, Rothermel, de luxe, £2/16/6 (inc. P. tax); 2-gang condensers, 0.005 (foot midget), 5/6; television cable (aerial lead in), 1/6 per yard; large assortment of B.V.A. and U.S. valves always in stock; let us have your enquiries.

MATT Radio Service, 29, Castle St., Kingston-on-Thames. Kingston 8353. [8375]

TRANSFORMERS, chokes, from quality amplifiers; s.a.e. for list to Willis, Collingwood, St. George's Rd., Winsford, Cheshire.

RILEY Elect. Eng. Co. (Hull), Ltd., offer home constructor kits, everything for the home constructor; lists; competitive prices.—69a, Church St., Sutton-on-Hull, Yorks. [8243]

3-WAVEBAND superhet coil packs with 3 circuit (long, medium and short), 22/6 each; long and medium TRF coils, 6/- pair; long, medium and short wave superhet coils, 7/- per pair; 2-short and medium waveband superhet coils, 7/- per pair; ultra short wave coils, Polystyrene formers, adjustable iron cores, 5/6 per pair; send P.O. with 6d postage to Davis, 9 Windlesham Ave., Brighton 1, Sussex. [7957]

THE LATEST



Lightweight

PICK-UP
With Permanent—
Jewel Point Sapphire

GOLDRING PRODUCTS
INCLUDE :

PICK-UPS

PICK-UP HEADS

SOUND BOXES

JEWEL POINT
SAPPHIRE NEEDLES

Meet us at
RADIOLYMPIA
STAND No. 306 NAT. HALL GALL.

ERWIN SCHARF

49 - 51a, DE BEAUVIOR ROAD,
LONDON, N.1

Telephone : CLISSOLD 7713-0941

G. L. PRODUCTS



AC/10 chassis Twin input, 8 gns. Portable case amplifiers P.P. outputs. AC/18 Concert and recording Gram., 13 gns. AC/18G for Mic. and Gram., 18w., 15 gns. AC/25 Prof. Mic. and Gram. P.A., 25w., 18 gns. Write for "Summary" leaflet illustrating and describing this popular range.

Larger Amplifiers, for mic., gram. and film, speakers and all P.A. Accessories. The "Wharfedale Separator" now available.

BOOSTERS. Made for a telephone concern are offered at cost. For AC mains with power trans., condrs., etc., all working. Valves, Rect. 6J5, 6F6. Output 3½w. Makes ideal amp. for shack, experimenters, etc., or can be used from gram., mic., radio, actual a two-stage amplifier with vol. control, all on chassis 7 x 4 inches. Limited number available, cannot be made at this price to-day. Complete £6 10s. 0d.

Many new lines are offered in the Autumn List. Eliminators from 65/-, multi-ratio output trans., 30/-, Chargers, vibrator trans. Small chokes, 2/6. Speaker Trans., 2/9, etc., etc. Full catalogues of G.L. Products, 3d.

**General Lamination Products Ltd.,
Winder House, Bexleyheath, Kent**

(Bexleyheath 3021)

FROM RADIOLYMPIA TO OUR RADIO BOOK DISPLAY

(No. 27 BUS DOOR TO DOOR)

Radar Engineering, by Donald G. Fink, 35s., postage 9d.

Wave Guides, by L. G. H. Huxley, 21s., postage 6d.

Television Receiving Equipment, by W. T. Cocking, 12s. 6d., postage 4d.

Wireless Direction Finding, by R. Keen, 45s., postage 9d.

Radio Engineering, by F. E. Terman, 30s., postage 8d.

Radio Tube Vade-Mecum, by P. H. Brans, 12s. 6d., postage 6d.

The Practical Radio Reference Book, 8s. 6d., postage 6d.

Short Wave Wireless Communication, by A. W. Ladner and C. R. Stoner, 35s., postage 8d.

Electronics for Engineers, by Markus and Zeeluff, 30s., postage 8d.

Radio Handbook Supplement, 2s. 6d., postage 3d.

Wireless, Coils, Chokes and Transformers, by F. J. Camm, 6s., postage 4d.

The Wireless World Valve Data, 2s., postage 2d.

WE HAVE THE FINEST STOCK OF BRITISH AND AMERICAN RADIO BOOKS. COMPLETE LIST ON APPLICATION

THE MODERN BOOK CO.

(Dept. W.27)

19-21, Praed Street, London, W.2

EDDYSTONE '640'

We are now booking orders for this first-class communications receiver.

Demonstration model on view at our Show Room.

EDDYSTONE '504' in stock.

52 Page Catalogue of Components & Accessories 1/- Post Paid.

B.T.S.

The Radio Firm of the South.

63, London Road, Brighton 1, Sussex.

ALIGNED INSTRUMENTS SERVICES. 1, Colworth Rd., Leytonstone, E.11.
40 COIL pack: A superhet coil pack with an h.f. stage. uses 9 iron cored coils in a 16.50, 200-500 and 800-2,000 metres circuit for 465kc/s, i.f., complete with circuit diagram, aligned and gain tested; this coil pack enables the amateur with no signal generator to construct a first-class all-wave receiver: price £3/10. Circuit diagram only, 2/6, post free.
30 COIL pack series: A famous series of precision-made coil packs now too well known to need description. Superhet types: Model 30, 16.50, 200-550, 800-2,000, at 42/-; 30A, 12.30, 30.75, 75-200, at 42/-; 30B, 16.50, 200-550, at 30/-; 30C, 200-550, 800-2,000, at 30/-; 30S, 12.30, 30.75, 200-500, at 42/-, T.r.f. types: Model 30D, 16.50, 200-550, 800-2,000, at 35/-; 30E, 12.30, 30.75, 75-200, at 35/-; 30F, 16.50, 200-550, at 27/6; 30G, 200-550, 800-2,000, at 27/6. Each is complete with circuit. Circuits only, 2/6. [7370]

IIR.O. coils, frequency bands between 50-960 kc/s; £1 each; offer for 50 entered in d.—Box 2143. [8185]

YOU'LL probably get it at Smith's, Edgware Rd.!" Everything for the construction from a 1/10watt resistor to a radiogram cabinet; lowest biggest variety.—Near Metropolitan Music Hall, Pat. 5891. 18005
500,000 resistors, from 1 megohm to 50,000 megohms, 1/4, 1/2, 2, 5 watt, 15,000 mfd. oil filled condensers, 750 volt and 1,000 volt dc working.—Wembley Electrical Appliances, Ltd., Exhibition Grounds, Wembley Park.

POWER packs, brand new, not Govt. surplus. Input 200-240v ac, output 350v dc, 80ma 6.3v ac, overall size 6 1/2 x 6 x 4 1/2, with mains lead less 524 valve, 54 6; cash with order or c.o.d.—S.T.C., 32, Grafton Rd., New Malden, Surrey.

MINIATURE I.f. smoothing chokes, 6 henries, 40 m.a., 350/- per 100; quotations for large quantity from stock.—Ace Electronics, Ltd., Purley Way, Croydon, Surrey. Tel. Croydon 3444-5-6. [8124]

WE-MEGGERS, brand new ex-Govt. 250 volt, in leather case, list price £12, our price £8 post free; second-hand ditto, £5; special price for quantities.—Auto Collections, Ltd., 128, St. Albans Ave., Bedford Park, W.4. Tel. Chiswick 1601. [8125]

A PERFECT joy to build!—The 5-valve ac or ac/dc 3-wave Superhet Assembly (all main components ready mounted on chassis) forms the foundation of a powerful receiver at a price you'll like; send postage now for full details—N B S 66 Parkhill Rd NW 3

AMPLIFIERS from 5- to 50-watt, mains or battery, radiogram components, motors, cabinets, changers, chassis, speakers pick-ups, players, micrograms, midgets kits, microphones, etc.; s.a.e. catalogue.—Post Unlimited, 16, Carnarvon Rd., Leyton. [8204]

15,000 Selenium rectifiers by S.T.C and Westinghouse, 5 types, 30 m.a. to 220 m.a., 50 to 360 volts, all new tested stock, substantially discounted for quantities.—Apply for full technical data and prices, Partridge, Wilson & Co., Ltd., Davenset Electrical Works, Leicester. [8120]


COPPER wires, enamelled, tinned, cotton and silk, covered, all gauges; B.A. screws, nuts, washers, tags; bakelite and ebonite panels, tubes, coil formers; headphones, flexes, solder, etc.; list s.a.e.; trade supplied.—Post Radio Supplies, 33, Bourne Gardens, London, E.4. Tel. Clissold 4688. [8231]

A LARGE quantity of radio components, including condensers, flexible couplings, 3 pole 3-way switches, line cord, multi range ohms meters, screened wire single and twin, 3-core flex, 2- and 4-way fuse boxes, etc.—Phone or call L. Goodman (Radio), Ltd., 9, Percy St., Tottenham Ct Rd., London, E.2. [8216]

A.K.A. have for disposal the following items: 10,000 0.1mfd condensers, 350v tubular; 5,000 250 m.a. fuses, cartridge type; 3,000 6in Yaxley switch handles; 30,000 single-pole 4-way and 8-way wafers; 500,000 Hellerman sleeves, all sizes.—Prices on application to A.K.A. Supplies, 30, Berkeley Rd., Clacton-on-Sea. State quantity required please. [8210]

KITS of radio receivers from £7/8; 4- and 5-valve, new materials, tube models, semi-midget; our latest kit.—Wylwyn Star 1947, has connections for gramophone pick-up, extensions to loudspeaker A.V.C. 6 hours average time for constructing; full details diagrams with each kit; c.w.o. or c.o.d.—Isherwoods, Reme House, 81, Plungington Rd., Preston. Tel. 3348. Estd. 1936. [6788]

AMATEUR selling up!—Universal Avomitor with 5a shunt, £5; D.104 crystal mike, £3; telescopic mike stand, £1; 3 1/2in M.C. meter, 100-0-100µa, 50/-; Avolaptor valve tester, 10/-; all above, together with 21 valves (many new), 36 switches, 43 vol controls, 25 electrolytics, 36 trimmers and tuning, and 100 other condensers, 200 resistors, chokes, transformers, coils, plugs, etc., £35; s.a.e. for list.—Mudge, 267, Porters Ave., Dagenham.



PEERLESS TYPE 1546 CHASSIS


Communications-type high fidelity

Receiver employs numerous important

features including:—

- 6 wave ranges.
- 60 mcs. to 150 kcs.
- crystal control
- variable selectivity
- independent base and treble control.
- pre-amplifier for moving coil pick-up
- 20 watts output
- employs a total of 16 valves

—and a completely new Peerless Receiver



TYPE 1047 RADIO-GRAM CHASSIS

Specification includes:—

- 10 stage superhet circuit
- 10 valves (including magic eye)
- RF amplifier
- 2 IF stages
- 4 wave bands
- 10 Watts push pull output
- tropicalised components

Meet us at
RADIOLYMPIA
OCT 1-11

STAND NO.
307 National
Hall
Gallery

PEERLESS RADIO LIMITED
374 KENSINGTON HIGH ST., LONDON, W.14
Phone: WESTern 1221

YOU can become a first-class RADIO ENGINEER

We are specialists in Home-Study Tuition in Radio, Television and Mathematics. Post coupon now for free booklet and learn how you can qualify for well-paid employment or profitable spare-time work.

T. & C. RADIO COLLEGE

North Road, Parkstone, Dorset

(Post in unsealed envelope, rd. stamp)

Please send me free details of your Home-Study Tuition Mathematics and Radio courses

NAME.....

ADDRESS.....
W.W.64.

LASKY'S RADIO

Miniature 1.4 volt Button Base Valves. Mullard, new, boxed, and at official list prices.
DK91, F.C. Equivalent 1R5, 15/10 each.
1L192, output. Equivalent 3B4, 14/- each.
DAF91, D. Pen. Equivalent 135, 15/10 each.
DF91, H.F. Equivalent 1T4, 14/- each.
The complete set 59/8, post 9d.
Miniature Valve Holders. Button base, 1/- each, 9/- doz.
Miniature .0001 2-gang Tuning Condensers, ceramic insulation, size 1 1/2 in. wide, 1 1/2 in. long, 1 1/2 in. high, 8/6 each.
Miniature .0005 2-gang Tuning Condensers, with trimmers, size 1 1/2 in. wide, 2 1/2 in. long, 1 1/2 in. high, 13/9 each.
Wearite Miniature I.F. Transformers, 405 Kc/s. In-cored. High Q. Size, 1 1/2 in. x 1 1/2 in. x 1 1/2 in.
Wearite "P" Coils, P.A., P.H.F., and P.O., all types, 3/- each.
Miniature Intervalve Transformers. Size, 1 1/2 in. x 1 1/2 in. x 1 1/2 in., 4/6 each.
Miniature 2 in. Speakers, M.C. Celestion, 27/- each.
Miniature H.T. Batteries, 674 volts. Size, 3 1/2 in. x 1 1/2 in. x 2 1/2 in., 16/9 each.
New stock of energised moving coil speakers.
29. 3 ohm V/C, 1,000 ohm field, Pentode trans., 29/6, 10la.
61in. 3 ohm V/C, 1,500 ohm field, no trans., 23/-, 10la.
8in. 3 ohm V/C, 2,000 ohm field, Pentode trans., 35/-, Celestion.
10in. 3 ohm V/C, 1,500 ohm field, Pentode trans., 35/6, 10la.
AMMETERS FIRST-GRADE MOVING COIL, by leading manufacturers, 2 1/2 in., 0-20 Res., .005 ohm internal shunt can be removed, 10/- each.
As above, 0-1 amp., 1/3 each.

THIS MONTH'S SPECIAL BARGAIN.
12-volt Vibrator Power Units.
Made for use with communication receiver P.C.R. Absolutely complete with 4ft. long battery leads terminating in two large crocodile clips, 1 spare vibrator, 2 spare indicator bulbs. Manufactured by Eye. Totally enclosed in metal case. Black crackle finish. Size 10in. long, 6in. wide, 8in. high.
Price 59/6. Brand New. Boxed and Unused.
Postage extra.

Send 1d. stamp for our current list and bulletin
TERMS: C.O.D., Pro Forma, or C.W.O.

LASKY'S RADIO
370, Harrow Road, Paddington, W.9
(Opp. Paddington Hospital) Tel.: CUN 1979.

Hours: Mon.-Sat. 9 a.m. to 6 p.m. Thursday Half-day

GEE ELECTRIC, 15, Little Newport St., London, W.C.2. Tel. Ger. 6794.—A few of the many lines held in stock: 32mfid 650v wv tropical condensers, 12/6; 4mfid 800v wv paper condensers, 5/-; 5mfid 2,500v wv paper condensers, 7/6; 5in page speaker p.m., 16/6 each; 3 1/2 in p.r.t., as per last month's issue, 24/10; this month's special ex-Gov. modulator unit type 76, containing relays, i.f.s. fuse holders, also condensers, transformers, resistors, and valve holders, all new, bargain price to clear, 27/6 each; trade supplied. [7886

GOODSELL, Ltd., 40, Gardner St., Brighton.
G 8x.—Demonstrations of the new Armstrong R.F.103 4 band feeder units using Denco turrets, I.F.T.s as last month's advert, details upon request; Denco catalogues 7d, No. 1 Bulletin 3/2/-; 1d stamp for list of components for construction; Williamson amplifier as per specification with all Partridge transformers to specification. 420/10, including valves; general test and frequency response check, usual guarantee; pre-amplifier with 4-position bass lift and 4-position treble lift using E.F.37s, at 42/10; a few Denco C.T.3 coil turrets, 6 bands, ex-stock. [8403

NEW SPC metal rect., bridge conn. 12v 1a 11/-, 1.5a 14/-, 2.5a 19/6, 4a 23/-, all p.l.; 5a 31/-, p. 1/, 8-10a 37/9, p. 1/-, 24v 4a 42/1, 8a 64/10, 16a 126/5, 30v 5a 57/10, 50v 5a 81/6, 90v 5a 151/3, all p. 1/3; trans. 200-250in. for 6-12v charger, 2.5a 25/-, p. 1/, 5-6a 48/-, p. 1/6, 8-10a 75/-; carr. 2/. replacements for valve chargers, state make and type and d.c. o/p, 150w slider res., 1-15a 22/6, p. 8d., 40w fluorescent from 26/9/6; 230/150 1/111 ind. motors, 49/5/-, 1/3rd do. 410/5/-; all goods adv. in Aug. issue still available; terms, c.w.o. or proforma; e.o.d. post goods only.—Pearce, 66, Gt. Percy St., W.C.1. (Nr. Angel). [8262

BARGAINS in new and unused ex-Service equipment.—Indicator units type 6C, containing one 3in cathode ray tube, 2 VR91 (EF50), 2 VR54 (ECU31) valves, 20 various resistances, 4 potentiometers, 8 condensers, co-axial input and output sockets, etc., new and unused, in maker's sealed carton. 5gns each, carriage paid; 40 feet lengths flat twin R.F. feeder ribbon cable with connector, 300 ohm impedance, new and unused, in maker's original carton, 8/6 post paid; ex-R.A.F. type 256, oil filled 4kva, input 230 volts, 50 cycles, output 18kv, weight approx. 4 1/2 cwt, in maker's sealed crate, 215 carriage forward.—Wireless Instruments (Leeds), Ltd., 54 and 56, The Headrow, Leeds. 1. Tel. 22262. [7766

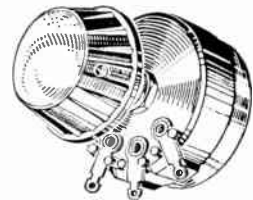
JACK PORTER, Ltd.—Radio, guaranteed equipment, ex-R.A.F. 69 receivers, 10 valves, 6 type EF50, 4 type 6Q7, also generator, coils, relays, rectifiers, etc. 70/-; Philco-Masteradio, 6-volt vibrator picks, complete with synchronous vibrators, 15/-; RG10/Bkoo push-button type radio tuning set, 12-20-volt motors, small, new boxed, 20/-; dc/dc generators, 6 volts input 230v at 50ma output, new 17/6, super 12-volt input model, 250 volts 120ma output, ideal for P.A. 19/6; ex-R.A.F. receiver model, R.3067, with 11 valves, 6.3 types, 155-185 mcs, amazing, 30/-, complete with valves, cash with order, postage extra.—Jack Porter, Ltd., Radio, 22-31, College St., Worcester. Tel. 2442. [7871

SELECTOR switches, 5-bank, 25-way, per bank 20/- each; toggle switches, telephone jacks, press switches, 20 way tag boards, E.S. holders, lead ends, E.S. holders, screwd, Vaxley type switch, 3-pole 2-way, each 18/- per dozen; voltmeters, 0-40 ampimeters, 0-50, 15/- per pair; condensers, 8mfid 700 volt, 6/- each; condensers, 4+4, 500 volt, 3/6 each; condensers, 1mfid 250 volt, 6/- per dozen; Nylolock fuses, 15amp, 15/- per doz; rotary switches, 5 section, 10-pole, 15/- each; 10-section, 20-pole, 25/- each; 0.0003 tuning condensers, 3/- each; relays, 200 ohm, 3/- each; octal plug tops, 1/- each; postage extra; delivery by return.—Particulars, Denfords Engineering Co., Ltd., Box Trees Mill, Wheatley, Halifax, Yorks. [8221

SPEAKER trans, tapped output, Ultra midget 5/-, midget 5/6, standard 8/-; P.P. output (6L6 valves, A/A load 6.600 ohms) output 7.5 and 15 ohms, 21/-; Ferranti P.P. output, heavy duty 2-1 (massive job), 12/6; Varley heavy duty P.P. driver, 2.5-1, 15/-; chokes, ultra midget 40ma 5/-, midget 50ma 5/6, standard 100ma 8/6, heavy duty 150-200ma 12/6; 5v superhet fully drilled chassis, 1 1/2 x 5 1/2 x 2 1/2 in., 7/-; Rothenel crystal pick-ups, 3/8 and S.12, 52/6; Avo capacity bridge 411; Muirhead futed instr. knobs, diameter 2 1/2 in, 2/6; black instr. pointer knobs, 1/-; single core screened cable, per yard 9d; twin ditto, 1/-; nuts/screws, 4, 6, 8BA 6/- gross (2 gross in all); Centralab volume controls, 5.000 to 2 meg, long spindle, switch, 6/-; comprehensive lists monthly, 2d stamp enquiries, postage extra all orders.

O. GREENLOCK, Ltd., 34, Bancroft Rd., Cambridge Heath Rd., London, E.1. Tel. Stepney Green 1334. [8428

RELIANCE POTENTIOMETERS



Types T. W. and S.G.

As recently specified in the "Wireless World"

"TELEVISION RECEIVER"

Two 1,000 ohms T.W. linear
Two 2,000 ohms T.W. linear
One 10,000 ohms T.W. linear
Two 2 megohms S.G. linear
One 100,000 ohms S.G. linear

"HIGH QUALITY AMPLIFIER"

One 25,000 ohms T.W. linear
Two 100 ohms T.W. linear
are now available.

For full details of all types write to:—

RELIANCE

Manufacturing Co. (Southwark) Ltd.

Sutherland Road, Higham Hill,
Walthamstow, E.17

Telephone: Larkwood 3245

CRYSTAL PICK-UP



WITH *Unbreakable* CRYSTAL

The ACOS G.P.10 combines purity of reproduction with extreme reliability. A unique flexible assembly renders the crystal virtually unbreakable, while a needle-pressure adjustment is incorporated in the base. Resonance-free response from 50-8,000 cps. Output 1.5 v. at 1,000 cps. Needle pressure 1 1/2 ozs. (adjustable). Vibration-free arm movement. Screened lead. Price in Great Britain 44/- (incl. postage). Licensed by Brush Crystal Co. Ltd.

Obtainable only from Radio Dealers

COSMOCORD LTD
ENFIELD: MIDDLESEX

"We Were Greatly Impressed"

This phrase was used by a leading Electrical Instrument concern in connection with

TRANSFORMERS and CHOKES

supplied by us, and is praise to which we have become accustomed. Our modern factory is fully equipped with vacuum and pressure impregnators, and all the latest test equipment.

POWER RATINGS 8 V.A. to 8 K.V.A.

AUDIO RATINGS 3 watts to 200 watts.

OUTPUT TRANSFORMERS TO Mr. D. T. N. Williamson's Specification. £3. 10. 0.

PROMPT DELIVERIES

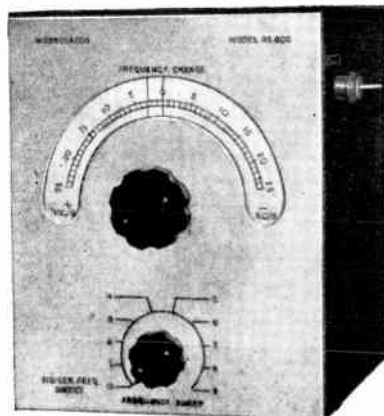
AUSTIN MILLS LTD.

LOWER CARRS, STOCKPORT

Established 20 years

Phone: STO 3791

The B.P.L. Wobulator



A frequency Modulator which operates in conjunction with any make of signal generator and C.R.O. The essential requisite for the visual alignment of wireless sets. Yet another first-class B.P.L. product in their range of Instruments of pioneer design.

Full details from the manufacturers.

BRITISH PHYSICAL LABORATORIES

The Houseboat Works, RADLETT, Herts. Phone: Radlett 5674-5-6

G. A. RYALL, 65, Nightingale Lane, London, S.W.12.—Mail order only; special announcement, owing to restricted space, we are now quite unable to give details and prices of our numerous lines in radio components and various units, all new and unused; kindly send for our fully descriptive list, ready now, enclosing large stamped addressed envelope; items available include switches, resistances, Mansbridge and mica condensers, relays, co-axial cable, h.t. units, meters, test sets, high resistance phones and microphone, instrument boxes with panel, Paxolin panels, control panels, rotary transformers, amplifiers, volume controls, h.t. and l.t. vitreous resistances, interference suppressors, radio control boxes, and the like.—Please send for our full list. [8358]

CONDENSERS, 0.1mfd. 350v. 5/6 doz; 250 m.a. fuses, 3/6 doz; Chattertons, 2/6 stick; 2-pole 5amp panel switches, 3/6; drive cord, 1d. yd.; Yaxley switch handles, 0.6in. 10d.; wafers only, 4. and 8-way, 4/- doz; assorted Helderman sleeves, 6/- lb; various soldering tags, 2/- gross; 9-pole 3-way Yaxley, 10/-; bargain parcels of assorted radio components, each guaranteed to contain goods to the value of £1, price 10/- each; cash with order; money back is dissatisfied.—Harold King Radio, Clacton Rd., St. Osyth, Essex. [8211]

UNIVERSAL ELECTRONIC PRODUCTS (GBUQ), 36, Marylebone High St., London, W.1. Tel. No. Wel 4058. High performance tuning units, covering 16-50, 200-550 and 1,000-2,000 metres, complete with 1.5 transformers, valve holders and attractive dial, fully aligned and tested; type A: for 6K8 and 6K7 valves price (less valves) £5/8/6; type B: as above but with addition of third valve holder (for 6Q7), together with volume control, wired, aligned and tested, price (less valves) £6/10/-; postage 2/6; R1155; If you are not satisfied with the performance of your set write for details of our conversion; our works are available for the construction of specialist type receiving or transmitting equipment to specifications; prototype and development work undertaken. [8263]

CLYDESDALE for bargains.—Ex-U.S. Navy A.S.B.8 power unit, 3 valves supplied, etc.; our price 30/- each, plus 5/- C. & P.; A.S.B.7 or 8 receiver units, 12 valves supplied, etc.; our price 75/- each, plus 7/6 C. & P.; C.Z.R.43 AAX, 12v Rx. unit, 10 valves supplied, etc.; our price 42/6 each, plus 7/6 C. & P.; AN/APA1, C.R. indicator and repeater amplifier unit; 3in (CRV) and 11 valves supplied, etc.; our price £4.19/6 each, plus 12/6 C. & P.; ex-R.A.F. R.1124 Rx., 6 valves supplied, etc.; our price 30/- each, plus 5/- C. & P.; R.38, 3 W.B.Rx., 5.30 metres, 6 valves and metal rect. with speaker, A.C. mains, or 6v operation, complete with 2 pairs phones, etc.; our price £15.15, plus 15/6 carriage and packing.—Clydesdale Supply Co., Ltd., 2 Bridge St., Glasgow, G.5.

FRIITH RADIOGRAPH Ltd., the Leicester specialists, offer from their comprehensive stocks: Mains transformers, 250-250v 60ma, 4v 2a, 6.3v 2a, 19/6; 3-gang 0.0003 midge tuning condensers with super sm drive, 8/6; 3-gang standard type 0.0005, 7/6; split stator types, 20+20, 2/6; 75+75, 3/6; 150+150, 5/-; 3-waveband sm dials with glass and 7inx4inx acetone, 12/6; cyclopic drives, 5: 1.1/6; 0-500 microamp m/c meters, 1 1/2in dial, 7/6. Owing to the impossibility of listing many separate items we offer a special bargain parcel of ex-Gov. components having a retail value of over £5 for only £1, over 50 useful items, our selection, but satisfaction guaranteed or money refunded; latest lists of many other lines free on request; trade supplied.—Frith Radio-raft, Ltd., 69-71, Church Gate, Leicester. Tel. 58927. [8404]

CLEARANCE sale.—Weymouth 3-wave coil packs, 30/- each; Weymouth midge i.f.s., 15/- per pair; Weymouth type 3-wave coils, 7/- per pair; Weymouth constructional drawings, 1/6; free Weymouth circuit with all the above; 2-speed drives, 2/-; special voltage droppers vitreous enamelled, tapped for 100, 110, 150, 200 and 250 volts, 0.3amps, a beautiful job, 6/6 each; electrolytic condensers, new and not surplus goods, 16x8-450 volts, 6/6 each; 16x8x4x4, 570 volts, 7/6; 250mfdx12 volts, 2/-; 1,000mfdx6 volts, 4/-; 1,500mfdx35 volts, 15/- each; 25mfdx25 volts, 1/9; 2-gang 0.0005, with drum, 2-speed drive, 16/6; 2-gang 0.0005, 9/6; the new Osmor coil pack, a very neat and efficient pack, 33/-; Summersby tuning coils, 2 waveband in one former, adjustable iron dust core, superhet type only, 7/- per pair; Summersby midge coils, very high Q (170), adjustable iron core, superhet type only, range available, 13-35, 35-100, 200-550, 800-2,000 metres, 6/6 pair; Summersby i.f.s., 465 ks; Q 160, 15/- pair; write for our list; all orders under £5 must include postage.—Castle Radio, 86, Abbeville Rd., London, S.W.4. [8143]

RADIO BULLS VALVES

246 HIGH ST., HARLESDEN N.W.10

BRIMAR.—1D6, 5B 250A, 6B6, 6K6, 6K7, 68J7, 68N7, 6T7, 6V6, 7B5, 7B7, 7B8, 7C6, 7Y4, 8D2, 9D2, 10D1, 11D8, 11D5, 12B7, 25Z4, 15D2, 11D5.

COSSOR.—2P, 4TPB, 4TSP, 1ASPA, 41MP, 41MPT, 42 OT (3D), 42PTB, 203HA, 203B, 203C, 210L, 220OT, 220P, 220PA, 807, 11D14, MP/PEN, MS/PEN, MS PEN.—B, MS PEN, OM4, OM6, OM9, PT10, S130, 13VA, 41MHL, 41STH, 202VP, 202VPB, 210DHT, 2158G, 220HPT, 41MRC, 480SA, 42-OT, OM10.

HIVAC.—XD, XI, XL, XP, X8G, XY.

MARCONI OSRAM.—CRT-E4102/B 7, D41, D42, D63, DA30, DL63, DL74M, DN41, GTC, GU50, H30, I63, HA2, H124, H2, K2, K41, KT44, K7B1, KT68, KT76, KT77, KT74, KTW61, KTW33, KTZ41, KTZ68, KTZ73M, L63, L12, M44, M14, MS4B, MS14, N14, P2, PX25, QP21, S23, U10, U16, U17, U18, 20, U31, U50, U52, U74, VMP4G, VMS4B, W21, X61M, X65, X71M, Y63, D62, D8, H12K, L2B, L55B, MKT4, V28, Z22, 301, 302, 303, 304, U14, MX40.

MAZDA.—AC2Pen(D), AC5PEN, AC5PEN(D), AC6PEN, AC 6P, AC6Pen, ACPA, ACTH1, ACVP1, D1, DP207, DP220, H12(D), H123, H123(B), H141, HL4(D), HL42(D), HL133(D), HLLD1320, P41, Pen25, Pen 45(D), Pen 46, Pen 453DD, PenD4020, QP25, QP230, SG215, SP41, SP2220, TH41, TH233, TH221, TP22, TP25, TP26, U403, U76, U77, V314, V29, VP41, VP133, VP1322, DC, DCSG, DD41, DD101, HF210, UY5 300.

MULLARD.—2D4A, 2D13C, 5U4, 5Y3, 6C5, 6D6, 6J7, 6L6, 6Q7, 6RT, 6V4, AZ1, AZ31, CCH38, CL33, CY1, CY1C, CY31, DF51, DL35, DQ30, DW2, EA50, EB34, EBC33, EB121, EC82, ECC31, ECC34, ECC35, ECH21, ECH35, EF5, EF6, EF9, EF37, EF39, EF50, EF54, EL2, EL3, EL32, EL33, EL38, EM34, EM35, FC13, FC13C, PV4 500, HL13c, 1W4 500, KBC32, KP35, KX32, KL35, Pen 4VA, Pen 42B, Pen 44, PM2, PM2HL, PM4DX, PM12M, QP22B, SF4, SP4B, SP13, SP13c, THD, THD2A, THD13c, TH4B, TH21C, TT4, U52, VP2B, VP4, VP4A, VP18A, DF33, DW4 350, ECC34, EF22, EL5, EL50, HV4R2, HV4R2A, PM5B, PM22A, PM22D, SP13c, UBL21, UCH21, UY21, UY31, 6C6, CHL31, DL32, DAF91, DP91, EBL31, EF36, EM4, TH30C, VP13C.

PHILLIPS.—C1, C1C, 32R, 32R, 340, 367, 452, 1012, 1038, 1120, 1561, 1729, 1738, 1821, 1904, 1905, 1914, B20, 1926, 2050.

TUNGSRAM.—5X4, 6B8, 6J5, 6V6, 6X5, 25Y5, 25Z3, 807, AP4G, DD13, DD38, EC12, EP12, EH2, EL5, EL11, EM4, EZ4, HL13, HP13, HP101B, HP11B, HP201B, HP210B, HP4106, HR210, MH11B, LL210, LL28, SP201B, TP98, SP2B8, SP4B, SP48, 88210, V448, VR105, 30, VR150, 30, H14, HP211C, L14, LP220.

AMERICAN.—0Z4, JA4, LA5, 1B4, 1J7, 1D8, 1E5, 1E7, 1F4, 1F5, 1F6, 1F7, 1G6, 1H6, 1L6, 1L6C, 1LX5, 1S4, 1S5, 1T4, 1T5, 2A6, 2A7, 2B6, 2B7, 3B7, 3B7, 1291, 5U4, 5V4, 5Y3, 5Z3, 5Z4, 6A3, 6A4, 6A6, 6A8/1753, 6AC7/1852, 6AE5, 6AE6, 6A05, 6AG6, 6AG7, 6B4, 6B7, 6B8, 6C4, 6C5, 6C6, 6C8, 615, 616, 618, 617, 619, 677, 678, 646, 648, 645, 637, 638, 6K6, 6K7, 6K8, 6L5, 6L6, 6L7, 687, 647, 6P5, 6T7, 6847, 68C7, 68F7, 68J7, 68K7, 68L7, 68T7, 6T7, 6V6, 6X5, 6Y5, 6Z5/12Z5, 7A6, 7A7, 7B5, 7B6, 7B7, 7B8, 7C5, 7C6, 7C7, 7H7, 787, 7Q7, 7Y4, 10, 12A, 12A5, 12A6, 12B7, 12C8, 12J5, 14H4, 12K8, 12Q7, 12R67, 128R7, 12N7, 12N77, 129Q7, 128P5, 128R7, 12Z5, 1447, 12K7, 15, 17, 29, 22, 25A, 25B, 25Y6, 25Z4, 43, 46, 48, 49, 32, 33, 34, 35Z5, 37, 38, 39/44, 41, 42P5, 43, 46, 48, 49, 50, 53, 55, 57, 59, 71A, 77, 79, 80, 81, 83, 88, 807, *86A, 954, 955, 956, 117Z6, 1299A, 1626, 9001, 9062, 9063, 9004, 9005, 9006, 1-V, 3A8, 6E5, 14B7, 14Q7, 35A5, and 101 more types

Order C.O.D. above listed numbers or equivalents (subject to stock). Please enquire for any valve you require, even if not listed. We may have it. Old and new types are arriving daily.

THIS MONTH'S SPECIALS:

"Introducing Radio Receiver Servicing," 7/6. "Unifix" Scratch Remover Kit, 5/6. Spring Winder and 5 ass. gauges of Spring Wires, 2.15. Test Prods, P.V.C., insulated, 3/6. Wire and Cable Strippers, 15/-; Telescopic Aerials, ex-R.A.F., 10/-; Aluminium, 16/-; Steel Service Sheets, 10/6 per doz. Voltmeters, ex-Gov., new, Dual Range 0-250, 0-15 moving coil, Res. 345 Ohm v., complete with case, 18/9. Set of Tools, complete (11 items) 21/-; Trimmer Tool Kits, in wallet, 30/-; Chassis Unit, ready wired for a battery or valve, 26/-; Headphones (new), pair, 5/-; Filkodik, ohms law calculator, 7/6; "Jackson" Full Vision 3-wave Band Dials, and Drivers, complete with escutcheon and class 6 x 3, 13/-; "Speelot" All-metal Ratchet Screwdriver with extension lever handle, 21/-; 10v Mains Oscillators, £13. Avo Valve Testers, £16 10s. Test Bridge, £11. Avo Universal Minor, £8 10s. Avo Minor, D.C.C., 24 4s. Wee-Megger, £13 16s. 3d.

STOP PRESS : Taylor Portable Valve Tester, Model 47a, new, £25

J. BULL & SONS (WW), 246, High Street, Harlesden, N.W.10



**THIS USEFUL
NEW FOLDER-**

... tells you all about the complete range of Henley SOLON Electric Soldering Irons, for the standard voltage ranges of 200/220 and 230/250: 65 watt and 125 watt models fitted with oval-tapered bits or pencil bits and 240 watt models fitted with oval-tapered bits are available.

Write to-day for the new folder ref. Y.10 describing



**HENLEY
SOLON
ELECTRIC SOLDERING
IRONS**

W. T. HENLEY'S
TELEGRAPH WORKS CO. LTD.
(Engineering Dept.)
51-53 Hatton Garden, London, E.C.1

★ **Fourth Edition**

**RADIO RECEIVER
SERVICING AND
MAINTENANCE**

By E. J. G. Lewis. A new edition of this outstanding book giving expert practical information on the technical details of servicing and maintenance. 8s. 6d. net.

"This book is practical, replete with facts, and well arranged."—Wireless World.

Ready Shortly
**FUNDAMENTALS
OF RADAR**

By Stephen A. Knight, F.R.S.A. A useful book surveying the principles of radar, and showing how it has developed from ordinary radio engineering. A book of special interest to radio engineers and students of radar and television. About 7s. 6d. net.

Obtainable through booksellers

Pitman Books

MIDLAND RADIO COIL PRODUCTS.—Coil packs, 1Q/AO 3-band sheet, 33/-; 1Q/HIO 3-band sheet with RF stage, 50/-; 1Q/SO SW 00016 tuning 10, 25, 2045, 40, 100m, 33/-, all tested, guaranteed free blue print; 1QSS superhet coils, 0005 tuning, 12-2,000m. AE HF Osc. 2, 6 ea; 1QS, 00016 tuning, 10-25, 20, 45, 40, 100m, 2 6; 1QA TRF SW, double wound with reaction as 1QS types, 2 3; permeability tuned IFTS, super job, 15/- pr.; also tuning hearts, etc., 3d for data and lists; louvered instrument cases, steel, 18x8x7in, open one end, 12/-; moving coil electric Hawaiian guitar, plays into most radios, professional job and finish, £6 6 stamp for description; 10 watts push-pull amplifier for mic gram or guitar, ac mains, £8 8; stamp for details; exclusively mail order c.o.d. service; trade enquiries invited, full %.—Midland Radio Coil Products, 19 Newcomen Rd., Wellingborough, [8152

SELENIUM H.T. and L.T. metal rectifiers and battery charger kits, new goods with full warranty, add postage, 6d up 15/-, 1/- above; new small space type selenium H.T. rectifiers for 250v 60ma ac-dc receivers 9/-, 120v 25ma for eliminators 7/6, 350-0-350v for ac sets 13 6, 5ma instrument rectifiers for Avo 12/6; selenium L.T. rectifiers with instruction sheet, 12v 1amp 8/6, 12v 1.5amp 10/6, 12v 2amp 12/6, 12v 3amp 18/6, 12v 4amp 25/-, 12v 5amp 27/6, giant, finned 12v 6amp 32/6, 24v 2.5amp 32/6; many other types, including conversion rectifiers, no rheostat or ammeter needed, foolproof running, 12v 3amp rectifier with 50watt transformer and ballast/indicator bulb for 2v to 12v charger, weight 7lb, 45/-, ditto 2amp rect. 32/6, ditto 6v 2amp only 30/-, heavier type 12v 4amp rect. with 75watt trans and ballast bulb for 2v to 12v charger 62/-, ditto but 5amp rectifier and 140watt trans. 78/-; trickle charger rectifier 2v 0.5amp type with transformer for 2v trickle charger 13/6, heavy duty transformer, rectifier, ballast bulb for small commercial charging, for 1 to 20 cells one amp 95/-, ditto 2amp £6 5, ditto 1 to 12 cells 2amp 95/-, guaranteed one year; ammeters, 0-6amp flush 12/6, slider resistances 1ohm 10amp 14/-, crystal diodes 2/6, transformer, 2 rectifiers, 2 condensers for 120v 20ma eliminator with 2v trickle charger 39 6, crystal and m/c mikes.—Champion, 43, Uplands Way, London, N.21. Tel. Lab 4457.

RADIO CLEARANCE, Ltd., 27 Tottenham Ct. Rd., W.1. Mus. 9188.—Ex-Army 35 sets, 5-valve trans-rec., range 7.4-9 mc/s, complete with 2v valves and junction box (as used in tanks, with No. 19 set) 45/-; 3 snare valves in metal case (1-ATP4, 2-ARP12), 10/-; 2 section rod aerials in canvas case, 8/6; mains trans., 230v 50 c/s primaries, secs 300-0-300v, 200mA, 5v 3a, 6.3v 2.5a, 6.3v 3a, 25/-; 300-0-300v 200mA, 5v 3a, 6.3v 4.5a, 22/6; 2,000v 2mA, 2v 2a, 4v 2a, 21/-; smoothing chokes, 2.5H 200mA, 7/6; 20H 400mA, 18/6; H.F. chokes, covers S and M.W., 1/6; U.H.F., 1/-; Mansbridge conds., 1mf 350v 8d, 1mf 1,000v, 1/3; 2mf 300v, 10d; 4mf 600v, 4/6; 4mf 1,500v, 5/-; 0.25mf 2,000v 1/9; 0.25 2,500v, 2/-; 1mf 3,000v, 3/6; 0.5mf 1,200v, 1/-; 0.25mf 400v, 5d; all wkg. V; ex-R.A.F. visual indicators in bakelite case, inc. 2 complete Weston moving coil meter movements, 300 micro amps F.S.D., 6/11; 0-30mA moving coil meters, 2 1/2in scale, flush fitting, 8/6; telescopic aerials, 103in extended, 15in closed, ideal for car aerials, dipoles, etc., 9/-; air dielectric variable conds., 30 P.F., 3/4in spindle, 1/-; 50 P.F. ceramic base diff. 2/-; 50 P.F. straight, 2/-; electrolytics can type, 8mf 170v, 2/3; 50mfd 12v, 1/9; 100mf 12v, bakelised, 1/-; metal rectifiers, 12v 1a bridge, 4/6; 250v 60mA H.W., 4/6; headphones, moving coil, slightly used, 10/6 pr.; single earpieces balanced armature, low rec., 1/6 ea; switches, 1p 3w 1/9, 1p 9w 2/6, 1p 6w 2b 3/-, 2p 6w 2/6, 2p 5w 3b short spin 2/9, 2p 5w 2b 3/6, 3p 3w ceramic 3/6, 4 bank switch with 3-2p 4w wafers and 1-1p 4w on 8 1/2in locator, with 2 1/2in spindle, 6/6; mica conds. 0.0001-2-3-5 4d, 0.001-2-4-5 5d, 0.01 6d, 0.005 1,000-wkg. 7d, 0.0001 3,000w wkg. 9d, resistors vitreous sw wire ended 5Ω, 45Ω, 470Ω, 1K, 3.3K, 4.7K, 6.8K, 8.2K, 22K, 27K, 1/- ea wire-wound VC no SW, 30Ω 1 1/2w 2/-, 200Ω 3w, 400Ω 3w, 500Ω 2w, 1K 3w, 2K, 10K, 20K, 25K, all 3w 2/6, 500/5000Ω 3w 3/6, 5K/50K 3/6, 500Ω 15w 4/-, 50K 10w chielded type precision job, 7/6; carbon mike buttons 3/4in dia, 1/6; ceramic conds, 2, 10, 20, 25, 50, 100 P.F. 6d; silver micas most values 10-6,000 P.F., 6d; volume controls, carbon, no SW, 10K, 20K, 50K, 100K, 500K, 1m, 2/-; trimmers ceramic 1-15 P.F. 6d, 3-50 P.F. 9d, double U.I.C. type, 15-45 P.F. ea 8d, single 3-25 P.F. 4d; padders 150 P.F. 1/-, 750 1,250 P.F. 1/-; 0.2a droppers 3/6; single screened wire, rubber ins stranded centre 8d yd; I.F. trans 465K kc/s 14/ pr. [8261



**ALL-WAVE
SIGNAL-
GENERATORS Type 5 & 6**

These high-quality precision instruments 200-240 volts AC Type 5, 100-250 volts AC/DC Type 6, have a coverage of 100 Kc/s to 30 Mc/s in 5 ranges. Calibrated by hand against a standard frequency accurate to 0.01%. Constructed in B.A.60 alloy and finished black and cream. Price 14 Gns. Type 5 or 6. Immediate delivery.

Illustrated leaflets on application to:

**R.R. DEVELOPMENT
LABORATORIES LTD
BARNARD ROAD - BRADFORD**

**4-VALVE COMMUNICATIONS RE-
CEIVER (Type 3/11).**

A complete 4-valve Superhet, covering 3-16 mc/s, in 3 bands. Employs 2 7R7 and 2 7Q7 Loktal valves. A most efficient set. Operating voltage 90-100 at 8-10 m/a. 6.3v L.T., 4 1/2v G.B. Supplied complete with phones and full circuit details in steel transit case. BRAND NEW and UNUSED. Only 79/6 (carriage, etc. 5/-).

10-VALVE I.F.F. TX/RX UNITS

A few only. As used by R.A.F. in conjunction with Radar. Complete with 10 valves and rotary transformer. Only 39/6 (carriage, etc. 5/-).

EX R.A.F. POWER UNITS

Complete with 20 watts rotary transformer. 9v. input, 450v. output. Contains cooling blower, resistances, etc. BRAND NEW. Only 19/6 (carriage, etc. 3/6).

T 1154 TX OUTPUT UNITS

The complete output unit for the R.A.F. T 1154 Transmitter. Made to replace faulty items but never used. These are BRAND NEW in maker's cartons and chock-full of Transmitting Gear. Contains coil condenser assembly for power amplifier for all frequency ranges, .0002 mfd Transmitting Condensers, Station Selecting Mechanism, Variable Inductance, Stud Switching, Short Wave Coils, Instrument Type Coloured Knobs, etc., etc. Only 24/6 (carriage, etc. 3/6). Illustrated leaflet available.

C.W.O. please. S.A.E. brings current lists.

THE RADIO CORNER

138 GRAY'S INN RD., LONDON, W.C.1

(Terminus 7937)

(2 mins. from High Holborn, 5 mins. from Kings X).

Open until 1 p.m. Saturdays.

HARRY JAMES PRODUCTIONS. 270. Leith Walk, Edinburgh, 6.—Mail order only; c.o.d. or cash with order: B.I. electrolytics, 500v blocks, 8mfds, 3/6; 8+8, 5/6; tubular, 4/9; 16mfds, 4/9; 25mfds, 25volt, 2/1; 0.01, 0.05 and 0.1, 8d. each; volume controls, 1/4 and 1/2 meg, 4/9; multi-ratio speaker transformers, 6/6; loudspeakers, 19/9; 2-gang condensers, 0.0005, 12/-; valve holders, 5-, 7-pin and Octal, 6d.; Amphenol type, 9d.; valves c.o.d., most English and American types in stock; let us have your enquiries for anything in radio. (8219)

SUPRIME RADIO. 746b, Romford Rd., Manor Park, London, E.12.—Send for list of components for everyday servicing, Govt. surplus job lines; tubular condensers, 0.1-500v/w. 0.002 1.000v/w, resistances 2w. 10,000 12,000Ω, 5w 4,000-5,000, W.W., all short emls, 2/6 doz; 10w 10,000Ω 5 6. 5w 2,000Ω 3-. 3,300Ω 5/-, 0.25mfid with clip 9/- doz, 0.5mfid can 8/-, 0.25 350v/w 8, 8mfid 39/- doz; Morse tappers, 1/6; Westectors, 1/6; meter rectifiers, 5/6; earphones with head-band, 50Ω, 4/6; M.C. mike inserts, 3/-; test meters (by Pullin), 2 1/2 in flush type, £1; (or actual plug and socket, 1/6; 4-pin American U.X. v/holders, Ceramic, 1/- doz; I.F. trans, 1/-; 2,000Ω W.W. v/cs, less sw. 1/6; Mazda v/holders, 3/6 doz; 0.5 mica p.f.s. 1/6 doz; anchor tags, 3/- gross; A.W. glass dials, 3/6; Paxulin panels 1d per way; assorted W.W. resistances 1-2w, 2 1/2 doz; carbon resistances, 1w, 1k-2.2 meg, 3/- doz; v/cs, 4/6; 0.2 250v/w condensers 2/6 doz, 0.05-0.1 500 v/w 4/6 doz, 0.1 500v/w 4/6 doz; 0.01-1,000v/w 4/6 doz; s.a.e. all enquiries; c.w.o.; send 6d extra all orders under £5, no c.o.d. (8394)

SOUTHERN RADIO'S wireless bargains.—Latest radio publications, "Radio Repairs Manual," 2/6; "Car and Portable Radio Manual," 2/6; "Radio Valve Manual," equivalent and alternative British and American valve types, 3/6; "Radio Circuits," receivers, power packs and transmitters, fully illustrated, 2/-; "Amplifiers," fully descriptive circuits, 2/-; "Short Wave Handbook," 2/-; "Manual of Direct Disc Recording," 2/-; "Test Gear Construction Manual," 1/6; "Radio Pocket Book," formulae, colour code and tables, etc., 1/-; "Ten Hows for Radio Constructors," 1/-; "Bulgin Radio Service Manual," 2/6; "Radio Constructor's Manual," 3/-; "Television Constructor's Manual," 3/6; "Radio Aerial Handbook," 2/6; "Ultra Short Wave Handbook," 2/6; "Radio Hints Manual," 2/6; "Radio Reference Handbook," cloth bound, fully comprehensive covering all available data, 12/6; "Radio Resistor Chart," resistor values at a glance, 1/-; American service manuals: "Crosley-Belmont (parts 1 & 2), Sparton Emerson, Stewart Warner-Pada, 12/6 per volume, postage on all publications, 3d per book. All items advertised postage extra.

SOUTHERN RADIO SUPPLY, Ltd., 46, Lisle St., London, W.C.2. Gerrard 6655. (8395)

WANTED, EXCHANGE, ETC.

I28C7 American valve required.—White Box 1252B

WANTED, "Wireless World" indexes for 1942-3-4.—Lewis, Whiteway, nr. Stroud.

WANTED, "Wireless World," Aug. 18th, 25th, 1938, June 8th, 1939.—Box 2974.

WANTED urgently, 1 Index to Vol. 40, 1944, "W.W."—Price to A. C. Cossor, Ltd., Highbury Grove, N.5. (8276)

WANTED, rotary converter, 500w, 24v to 60v input, 220v 50cy 3ph output, controlled speed essential.—Tel. Chantry 8760.

WANTED, power units, type 58 and/or 41, supply for ex-A.M. TR1148a.—I. H. Barrance, 49, Swanage Rd., Southend-on-Sea.

WIRE urgently required, enamelled, all gauges 24 to 46 s.w.g., Litz wire offered in exchange if required. Weymouth Radio Mfg. Co., Ltd., Crescent Works, Weymouth.

WE buy for cash, new, used, radio, electrical equipment, all types; especially wanted, radios, radiograms, test equipment, motors, chargers, recording gear, etc. If you want to sell at the maximum price, call, write or phone to University Radio, Ltd., 22, Lisle St., Leicester Sq., W.C.2. Ger. 4447.

REPAIRS AND SERVICE

MAINS transformers rewound, new transformers to any specification.

MOTOR rewinds and complete overhauls; first-class workmanship, fully guaranteed.

F. M. ELECTRIC Co., Ltd., Potters Bldgs., Warser Gate, Nottingham, Est. 1917. Tel. 3855.

MAINS transformer rewound and constructed to any specification; prompt delivery.—Brown, 3, Bede Burn Rd., Jarrow, 3460

LOUDSPEAKER repairs, British, American, any make, moderate prices.—Singer Speakers, 12, Pembroke St., London, N.1. Terminus 4355. (3308)

LOUDSPEAKERS repaired; transformers, clock coils, chokes, rewound; prompt attention; prices quoted.—E. Mason, 5, Balham Grove, Balham, London, S.W. (7667)

GALPINS

ELECTRICAL STORES

408 HIGH STREET, LEWISHAM, LONDON, S.E.13

Telephone: Lee Green 0309. Near Lewisham Hospital.

TERMS: CASH WITH ORDER. NO C.O.D.

MAINS TRANSFORMERS. Ex Govt. (New). Tapped Input 200/250 volts 50 cys. 1 ph. Output 350/0/350 v. 180 m/a 6.3 v. 4 a. 5 v. 3 a. 4 v. 4 a. 37/6 each. 1/6 post. Another 500/0/500 v. 150 m/a 6.3 v. 4 a. 5 v. 3 a. 4 v. 4 a., 47/6, post 1/6. Another 6, 12 and 24 volts 10/12 amps., 45/- each, post 2/-. Another 14 and 17 1/2 volts at 30 amps. (auto wound), £4/15/-, post 2/6. Another 700/0/700 v. 80 m/a 12 v. 1 a. 4 v. 2 a. 30/-, Another 350/0/350 v. 200 m/a 6.3 v. 2 a. 5 v. 3 a., 45/-, post 2/6. Another 4, 6.3 v. and 12.6 volts at 12 amps., 45/-, post 2/6. Another 17 1/2 and 20 volts at 30 amp., 95/-, post 3/6.

VOLTAGE CHARGER TRANSFORMERS (AutoWound), tapped 0, 110, 200, 220, and 240 volts 350 watts, 55/-, post 1/6. 500 watts, 70/-, post 2/-. 1,000 watts, £5/5/-, post 2/6. 1,500 watts, £7/15/-, post 3/6. 2,000 watts, £8/15/-, post 5/-. Double Wound 2 to 1 ratio (120/240 or vice versa, 4,000 watts, £12/10/-, C.F.

AUTO WOUND TRANSFORMERS (Mains Boosters) tapped 0, 6, 10, 19, 175, 200, 220, 225, 240 and 250 volts at 1,500 watts (New ex Govt.), £5/10/-, post 5/-.

LARGE MAINS TRANSFORMERS, Ex Govt. (New) Input 200/250 volts 50 cys. 1 ph., in steps of 5 volts. Output 30/35 volts at 100 amps. Price £12/-, C.F.

AUTO WOUND TRANSFORMERS (Voltage Changer) tapped 0, 10, 20, 25, 90, 130, 150, 190, 210 and 230 volts at 1,000 watts. (It will be seen that almost any voltage can be obtained from this Transformer.) Price £5/10/-, post 5/-.

MOTOR GENERATORS EX. GOVT. 11/12 volts D.C. Input 230 volts 30 m/a. Output complete with all smoothing chokes, condensers, etc.), 30/- each, 2/- post. Ditto 450 volts 50 m/a, output, 35/-, carriage 2/6. Ditto 24 volt Input, 450 v. 5 m/a output, 32/6 each, carriage 2/6.

MAINS TRANSFORMERS EX GOVT. Input 230 volts 50 cys. 1 ph. Output 12 1/2 volts C.T. at 25 amps., 45/- each, carriage 5/-.

METERS ALLBYWELL-KNOWNS MAKERS. Ex Govt. new boxed 1st grade Moving Coil. 0 to 1 m/a, 21/-; 0 to 40 volts, 15/-; 0 to 10 amps., 15/-; 0 to 5 m/a, 17/6; 0 to 2 m/a, 17/6; 0 to 50 m/a, 20/-, all 2in fsd. 0 to 3 m/a, 22/6; 0 to 50 m/a, 22/6; 0 to 200 m/a, 22/6; 0 to 4 amp. Thermo Coupled, 30/-; 0 to 20 volt A.C., calibrated 50 cys., 25/-; 0 to 3,500 volts Electrostatic, 35/-, all 2 1/2 in. fsd.

D.C. TO A.C. ROTARY CONVERTERS. Ex Govt. (New) 110 volts D.C. to 230 volts 50 cys. 1 phase at .85 amps., £12/10/-, C.F.

ELECTRIC LIGHT CHOCK METERS for Garages, Subletting, etc., all for 200/250 volt A.C. mains. 5 amp. load, 15/- each, 1/6 carriage. 10 a., 17/6, x 1/6; 20 a., 25/-, x 1/6; 30 a., 30/-, x 1/6; 40 a., 35/-, x 1/6; 50 a., 40/-, x 1/6. Also a few only, Prepayment Meters, 2 1/2 amp. load only, 27/6 each, carriage 2/6.

D.C. TO A.C. ROTARY CONVERTERS. 24 volts input, 50 or 100 volts 500 cycles at 300 watts output. Condition as new, 75/- each, C.F.

EX-NAVAL CATHODE RAY RECTIFIER UNITS. New and unused, sold for components which consist of—2 x .5 mf. 2,500 v., 1 x .1 5,000 v., 6 x 2 mf. 800 v., 2 x 8 mf. 800 v. 15 volume controls, various values, approx. 100 small condensers and resistance, smoothing choke and 9 v. holders, including 3 EF50 and 1 tube base. All components wired and with the addition of mains transformer would make a good oscilloscope. Price 45/-, carriage paid.

LARGE RECTIFIERS FOR CHARGING. 6 or 12 volts at 6/8 amps. Complete with mains transformer for 200/250 volts 50 cy. 1 ph., £5/2/6, carriage paid.

EX-GOVT. NEW MAINS DIMMER RESISTANCE, worm wheel control 700 watts variation from full to Blackout. Price £3/10/- each.

EX-GOVT. VARIOMETER for No. 19 sets; these contain C.T. Westector, .001, 500 v., condenser, etc., price 7/6 each. Complete in metal case with graduated dial.

EX-GOVT VARIABLE RESISTANCES. (New), 450 ohms, carry 7 amp., 30/- each, 4,000 ohms, carry 1 amp., 37/6 each.

EX-R.A.F. R.F. UNITS TYPE 110A. New and unused, consisting of 5 valves, including grounded grid 750 m/cy. tube, small 12 volt motor and numerous other components, would make very useful rackers, 45/- each, 5/- carriage.

EX-R.A.F. RADAR IMPULSE TRANSFORMERS (new, boxed). We have no actual data on these, but believe them to have an output of 15,000 volts at 3 kW. for a micro second. A bargain for the experimenter at 7/6 each, P.F.

EX-G.P.O. VERTICAL TYPE GALVANO-METERS, centre zero reading 30/0/30, 7/6 each, post 1/-. Mallory 12 volt, vibrators, new and unused, 7/6 each. Electrolytic condensers, 80 mf. 350 volt w/kg., 5/6 each, post 9d.

L.T. RECTIFIERS (new), 6 volts, 1 1/2 amp., 7/6 each, 12 v. 1 1/2 amp., 10/6 each, 9d. post. Instrument Rectifiers, 5.H., 10 or 20 m/a types, 4/6 each.

SHUNT WOUND D.C. 110 volt motors, 1,500 r.p.m. approx. 1/2 h.p., condition as new, 17/6 each, post 2/-.

EX-G.P.O. Permanent Magnet Moving Coil speakers (makers Tannoy), suitable for extension or small P.A. work, fitted, in wooden case. 9in. x 9in. x 7in. as new, 27/6 each.

EX-R.A.F. I.F.F. UNIT (Model 3002), complete with 10 valves, types 3X70E, 1E5F0, 4VR65, 2XY761A and rotary converter 12 volts input, 450 volts 40 m/a output. These units are as new. Price complete, 57/6 each, carriage paid.

EX-R.A.F. MICROPHONE TESTERS. These consist of a Ferranti 2 1/2 in. m/coil 0 to 1 m/a meter with Westinghouse Rectifier incorporated, calibrated at present 0 to 10 volts, microphone transformer, jacks, etc., all contained in polished teak case, size 6 1/2 in. x 5 1/2 in. Price 32/6 each.

IRON DUST CORED COILS

of Exceptional Efficiency and Stability

AERIAL AND OSCILLATOR, short, medium, or one wave, size 1in. x 1/2 in. 7/6 pair.

AERIAL AND OSCILLATOR, medium or long wave size 1 1/2 in. x 1/2 in. 6/9 pair.

DUAL WAVE COILS, medium and long wave aerial and h.f. 9/6 pair.

I.F. TRANSFORMERS, Standard Frequency 465 Kc/s. Size, 1in. diam. x 1 1/2 in. high. 9/6 each.

MINIATURE ROTARY SWITCH, 4 pole. 3 way 3/0 each.

All coils fitted with adjustable iron cores, and supplied with circuit diagram.

TERMS: Cash with order or C.O.D. on orders over £1

MONOCHORD RADIO

(Established 1925)

17, Streatham Hill, London, S.W.2

Phone: Tulse Hill 1081/2

The many man-made setbacks to our post-war plans had, by the end of 1946 brought Mr. Voigt to the verge of a breakdown.



Although since then he has taken things very quietly, he has not covered sufficiently to take an active part in Radiolympia. He much regrets missing his many friends this year, and thanks his "allies" The Lowther Manufacturing Co. who are exhibiting

LOWTHER VOIGT RADIO

(Gallery, Nat. Hall Stand 323)

for arranging to accept messages

VOIGT PATENTS LTD.

HARTLEY-TURNER

HIGHEST FIDELITY SERVICE

ANNOUNCE for 1948

Speaker Model 218. Local-Distance T.R.F. Receiver Unit.
 28 watt Amplifier and Power Unit. Versatile Tone-Control and Pre-Amplifier Unit.
 The "BOFFLE" and "VERMEX" Speaker Cabinets. Balanced Whistle-Filter.
 Pick-Up and Jewelled Styluses.

AND

"NEW NOTES IN RADIO"

Fifth Edition. A complete guide to High Fidelity Reproduction. Price 3/6d. + 2d. Postage.

Supplemented by the—
HARTLEY-TURNER Recommended Record Catalogue and a series of **Technical Bulletins.**

Your name on our Mailing List will ensure that you receive all the latest information on High Fidelity Reproduction as issued.

You can see and hear all these new and exciting products at any time at our showrooms, which will be open late during the Radio Exhibition, which is quite near us.

H. A. HARTLEY CO. LTD.
 152 Hammersmith Rd., London, W.6
 Telephone: RIVerside 7387. RPL/P.36

L-R-S DELIVERY from STOCK

AVOMETER Model 7 ... \$19 10 0
 (Carr. and packing 2/6 extra)

Avomitor DC Test Meters* ... 4 Gns.
 Avomitor AC/DC Test Meters* ... £8 10 0
 *Plus 1/- Regd. post and supplied on Easy Terms if desired.

Stuart Centrifugal Electric Pumps
 for all pumping purposes, garden fountains, etc.
 No. 10. 100 galls. p.h. ... £5 10 6
 No. 11. 300 " " ... £6 16 0
 Inc. foot valve and strainer, carr. paid. STUART adjustable fountain jet, 5/3.

Morphy Richards Cydon Door Chimes ... 49/6
 Post Free.

The LONDON RADIO SUPPLY Co
 (The L.R. Supply Co. Ltd.) Est. 1925
BALCOMBE SUSSEX

SEND US YOUR LIST

of requirements, and we will immediately let you know which items—usually 99.5%—we can supply FROM STOCK, and the prices.

Present constant changes in supplies and prices make the issue of a worth-while Catalogue almost impossible, but we DO carry the most comprehensive stocks of Radio Components, Valves, Material and Test Equipment in the trade!

For a new experience in PROMPT and diligent attention send your enquiries today, PRINTING your name and address in block capitals, and enclosing 2½d. stamp.

WIRELESS SUPPLIES UNLIMITED
 264-266, Old Christchurch Road,
 BOURNEMOUTH, Hants.

ELECTRICAL measuring instruments skillfully repaired and recalibrated.—Electrical Instrument Repair Service, 329, Kilburn Lane, London, W.9. Tel. Lad. 4168. [6935]

PICK-UPS, replacement coils for Garrard type, etc.; 5/3; trade enquiries invited.—Radiocrafts, 10, Goodmayes Rd., Goodmayes, Essex, Tel. Malden Kings 4557. [7919]

REWINDS and conversions to mains and output transformers, fields, etc., from 4 6. pp equipment a speciality.—N.L. Rewinds, 4, Brecknock Rd., N.7. Tel. Arnold 3390. [6283]

"SERVICE with a Smile."—Repairers of all types of British and American receivers; coil rewinds; American valves, spares, line cord.—F.R.I., Ltd., 22, Howland St., W.1. Museum 5675. [1575]

REPAIRS to moving coil speakers, cones, coils fitted field rewind or altered; speaker transformers, clock coils rewind, guaranteed satisfaction, prompt service; no mains trans. accepted. [4819]

L.S. REPAIR SERVICE, 49, Trinity Rd., Upper Tooting, London, S.W.17. [4819]

STURDY rewinds, mains transformers, chokes and fields; we give prompt delivery and guarantee satisfaction; 14 years' experience; prices on request.—Sturdy Electric Co., Ltd., Dipton, Newcastle-on-Tyne. [4316]

LOUDSPEAKER and transformer repairs "almost by return of post"; we offer the quickest service in the trade, at competitive prices. Send 1d for our monthly service bulletin, Dept. W.—A.W.F. Radio Products, Ltd., Borough Mills, Bradford, Yorks. Tel. 22838. [4316]

LOUDSPEAKER repairs, any make, reasonable prices, prompt delivery, to the trade and quality fans; 25 years' combined experience with Rola, Magnavox, Goodmans, Celestion.—Sound Service Radio, 80, Richmond Rd., Kingston-on-Thames, Ken. 8008. [4977]

REWINDS, mains transformers, speaker field coil, chokes, high-grade workmanship, 7-day delivery; new transformers constructed to customers' specification, singly or in quantities.—Metropolitan Radio Service Co., 1021, Finchley Rd., N.W.11. Speedwell 3000. [3719]

24 HOUR service, 6 months' guarantee, any transformer rewind, mains output and i.f.s., etc., all types of new transf., etc., supplied to specification; business heading or service card for trade prices.—Majestic Wind

ing Co., 180, Windham Rd., Bournemouth.

COIL, specialists.—Tuning and oscillator coils, I.F., L.F. and mains transformers rewind and wound to specification; wavewind

ing; L.S. repairs.—Electronic Services (R.F.R.A.), 17, Arwenack St., Falmouth, Cornwall; and 49, Uxbridge Rd., Ealing, W.5.

REWINDS, mains transformers, layer wound wax impregnated, O/P transformers, chokes fields, clock coils, pick-ups, fractional hp motors, competitive prices, prompt delivery; guaranteed work.—W. Groves, Manufacturing Electrical Engineer, 154, Ick

nield Port Rd., Birmingham, 16. [4547]

REWINDS.—Armatures, fields, transformers, pick-ups, vacuum cleaners, gram motors, speakers refitted new cones and speech coils. All guaranteed and promptly executed. New vacuum cleaners, most popular makes. Send stamped addressed envelope for list of radio

spares and e.o.d. service.—A.D.S. Co., 261-35, Lichfield Road, Aston, Birmingham, 6. [8238]

LOUDSPEAKER repairs. L. Cottenham for your loudspeaker repairs, all types repaired at keen competitive prices; field coils rewind to any resistance; quick service and guaranteed satisfaction.—Send to L. Cottenham, Loudspeaker Repair Factory, Whetley Lane, Bradford, Yorks. Enquiries will receive immediate attention. [8350]

NATIONAL RADIO SERVICE & TELEVISION CO.—Tra service engineers; immediate service any district; rewinds to all types transformers, armatures, motors, loudspeaker cones, speech coils fitted, British and American components and valves; enquiries invited for contract trade service; multiple transformer winding.—63, High St., St. John's Wood, N.W.8. Primrose 6725. [6752]

DEGALLIER'S, Ltd.—Service with a guarantee. If you cannot get your receiver serviced, let American specialists do the job; first class workmanship only; specialising in Air-King, Belmont, Challenger, Delco, Dietrola, de Wahl, Emerson, Ferguson, Garod, Hammerlund, HalliCraft, Lucille, McMurdo Silver, Midwest, Majestic, Pilot, Philco, Scott, Spartan, Zenith, R.C.A., etc., also any British set; due to lack of accommodation our service branches are still dispersed; therefore apply for forwarding instructions before despatching sets; s.a.e. with all enquiries.—Degallier's Ltd., BCM/DEG9. London, W.C.1. [8043]

MISCELLANEOUS

SPEECH disability; Mr. H. V. Hemery consults at Wigmore Hall Studios, W.1.

ALUMINIUM chassis panels to your own specification from 3/9 each.—M.E.A.D. 13, Bence Lane, Barton, Barnsley. [8290]

CONDENSERS

of all types . . .

We can offer, FOR IMMEDIATE DELIVERY from very generous stocks, a wide range of ultra-high quality fixed paper Condensers, from .001 μ F to 8 μ F. Also STOCKS of small, genuine MICA Condensers from .00001 (10 pf) to .01 μ F (10,000pf). Prices are exceedingly moderate.

Enquiries are invited for bulk quantities, and for scheduled deliveries over a period, as required.

Condensers of close or very close tolerance can be supplied within about one week.

CLAUDE LYONS LTD.

180, Tottenham Court Rd., London, W.1
 and 76, Oldhall St., Liverpool 3, Lancs.

MORSE CODE TRAINING



There are Candler Morse Code Courses for **BEGINNERS AND OPERATORS.** Send for this Free **"BOOK OF FACTS"** it gives full details concerning all Courses.

THE CANDLER SYSTEM CO.,
 (Room 55W), 121 Kingsway, London, W.C.2
 Candler System Co., Denver Colorado, U.S.A.

WARD ROTARY CONVERTERS

For Radio, Neon Signs, Television, Fluorescent Lighting, X-ray, Cinema Equipment and innumerable other applications

We also manufacture:—
 Petrol Electric Generating Plants, H.T. Generators, D.C. Motors, etc., up to 25 K.V.A.

CHAS. F. WARD
 LERDSGROFT WORKS, HAVERHILL, SUFFOLK
 Telephone: Haverhill 253 & 4.

"W.W." bound volumes, 1929-38, "Harmsworth Wireless Encyclopedia" (3 bound volumes)—14, Southlands, Newcastle-on-Tyne. **SALE**.—Copies of journals, inc. "W.W." S.Q.S.T. Elec. Eng., also books; s.a.e. details. —R. Rowlands, The Laurels, Hawarden, Chester

BRAND new A.M surplus 2-volt radio accumulators at less than half the usual price, 8/6 post paid; trade supplied.—Dept. S., Enfields, High St., Milsome, Norton, Som.

S SMALL quantities of the following wires for sale, 28swg, D.S.C., Eureka, 34swg En.S.S.C., Constantin, 34, 36, 38, 40, 42swgs, copper enamelled S.S.C.—Box 2977. [8456]

PRESS-PAIN—Paxolin—Laminated bakelite, etc., squares and strips, wide variety, useful for workshop; per lb, 3/6; special assorted 5lb sample parcel, 12/6, post free.—The Television Development Co., 4, The Parade, High Rd., Kilburn, N.W.6. Tel. May 3991. [8257]

TX-GOV'T. elec. lamps, brand new, this makes; one million in stock at approx. 75 per cent off list prices; 2 volt to 250 volt; 0.2 watt to 1,500 watts; various caps; Profocus projectors, 12 volt to 250 volt; send for list; special prices for export, etc.—Auto Collections, Ltd., 126, St. Albans Ave., Bedford Park, W.4. Tel. Chiswick 1601. [8122]

DURALUMIN tube, lin 20 gauge 9½ ft, 13ft 9", 7/16in. 16 gauge aluminium tube 6d ft, maple 12ft lengths; aluminium chassis 18 gauge 10x8in, 5/6, 12x9in, 6/7, 16x8in 6/6, 20x8in 8/1, 22x10in 10/6; all 2½in depth; aluminium sheet 22 gauge 1/4, 20 gauge 1/9, 18 gauge 2/1, 16 gauge 3/1sq ft; all postage extra; also in stock aluminium angle, ¼", ½", ¾, 1in; flat strip, moulding; send s.a.e. for list of aluminium, etc.—Fanthorpe, 6, Hepworths Arcade, Hull. [8285]

RADIO and electrical accessories ex stock

BA brass locknuts, 1/10 per gross (minimum 20 gross); a varied selection of B.A. screws, nuts, bolts, etc. (list on application). Paxolin strip and tubing, 2/- per lb; twin screened flex, 50/- per 100 yards; 50,000 ohm wire wound volume controls, 25/- per dozen; coil and valve screen tins, 1.9/16in x 1.6in x 4¼in, 3/- per dozen; tinned copper wire (minimum 56lb), 2/- per lb; radio chassis, 8in x 6¼in x 2½in, 25 per 100; trans mitter racks, 2in x 1½in x 17in, 15/- each

JOHN DOWNTON & Co., 89, High St., Epping, Essex. Tel. Epping 2163. [8282]

WORK WANTED

ISTRUMENT gear cutting capacity.—Lloyd & Ramsden, Huntingdon St., Nottingham

LIHT press capacity available up to 25 tons, and assembly, in London area.—Box 1437. [8074]

WE make wireless and radiogram cabinets for home and export; immediate deliveries.—Radiac, Ltd., 26, Brondesbury Rd., London, N.W.6, Maida Vale 8792. [8025]

CAPACITY available press tools, plastic moulds, jigs and fixtures; production, ½in capstan capacity.—Blair Tool Products, 112, Greyhound Lane, Streatham, S.W.16. [7959]

FOXWINDERS, 74a, East Hill, Wandsworth, S.W.18, are now able to quote you for your light press work, blank form or piercings, milling, turning and guillotining. [8382]

QUALITY enthusiasts! Have that new high fidelity set you are contemplating designed and/or built by a specialist; all types of apparatus built to requirements.—Write for quotation to BCM HIFI LTD., London, W.C.1.

DRAWING and tracing work for radio and electrical engineering, jig and tool and light engineering, photoprinting; full sets of drawings undertaken to commercial or Ministry standards.—Drawing & Tracing, Ltd., 456a, Ewell Rd., Tolworth, Surbiton. Phone Elmbridge 7406. [7703]

TELEVISION aerial installations and aerial maintenance, full range of antennas supplied and/or installed by experts; removals and re-erectings;—Engel; our pre-war Radio Service Dept. is now open.—Brochures from Wolsey Television, Ltd., 87, Brixton Hill, S.W.2, Tulse Hill 1240. [7320]

BUSINESSES FOR SALE OR WANTED

ACTIVE manufacturing radio business in A Midland industrial city, with retail side, holding exclusive pre-war American agencies, extensive export sales with wide-world demand, valuable of expansion; £25,000.—Box 2592.

EASTBOURNE (the "sun-trap" of the south); electrical and radio business for sale as a going concern; shop, charging-room and large well-fitted workshop; busy position; rent £90 p.a., 14 years lease; £1,500; "all at" s.a.v., old-established.—Sole Agent, George Howard, F.A.I., P.A.S.I., 56, Grove Rd., Eastbourne 3569. [8272]

FINANCIAL PARTNERSHIPS

ILETTRICAL radio engineer seeks active partnership London business, £200-£1,000 available; also wiring, appliances, office administration and export experience; travelled, linguist.—Box 2203. [8214]

ARMSTRONG

STAND No. 205

Overseas Buyers are cordially invited to visit our stand and inspect the excellent design and workmanship of our new range of Radio Chassis.


Model EXPI25. 14-VALVE ALL-WAVE RADIOGRAM CHASSIS
giving continuous wave-band coverage from 11.9 m. upwards. Wave-band expansion, R.F. Pre-amplifier. Two I.F. stages with variable selectivity. Electronic bass and treble lift controls. 15 watt push-pull output. For 200-250 v. A.C. mains.

Model RF103. 10-VALVE ALL-WAVE RADIOGRAM CHASSIS.
10-Valve circuit. R.F. Pre-amplifier. Wave-band expansion (Short wave-band covers over 20'). Large glass scale. 3 stages A.V.C. Treble lift control (operates on both radio and gramophone). Plus 6 db. Bass lift on Gramophone (to restore bass cut on some records). 10 watt push-pull output. For 200-250 v. A.C. mains. Prov. Price 18 gns. Plus P.T.

Model UNI-103. 10-VALVE ALL-WAVE RADIOGRAM CHASSIS
FOR D.C.—A.C. MAINS. 10-Valve circuit. R.F. Pre-amplifier. Wave-band expansion (Short wave-band covers over 20'). Large glass scale. 3 stages A.V.C. Treble lift control (operates on both radio and gramophone). Plus 6 db. Bass lift on Gramophone (to restore bass cut on some records). 6 watt push-pull output. For 200-250 v. D.C./A.C. mains. Prov. Price 18 gns. Plus P.T.

Model EXP83. 8-VALVE ALL-WAVE RADIOGRAM CHASSIS
incorporating wave-band expansion. Large glass scale. Treble boost control. Gram. switching. High quality push-pull output gives 10 watts audio. For 200-250 v. A.C. mains. Price 14 gns. Plus P.T.

Model UNI-83. 8-VALVE ALL-WAVE RADIOGRAM CHASSIS
incorporating wave-band expansion, e.g. the 16-50 mm. band covers just over 20 inches on the large glass scale, treble boost control, gram. switching, all controls work on both radio and gram., high quality push-pull output giving 6 watts audio. For 200-250 v. D.C. or A.C. mains. Price 14 gns. Plus P.T.



All new Models can be seen on our stand at Radiolympia

All Models can be heard during business hours at our Show-rooms

ARMSTRONG WIRELESS & TELEVISION COMPANY LTD.

Writers Road, Holloway, London, N.7. NORTH 3213

COVENTRY — RADIO

COMPONENT SPECIALISTS SINCE 1925

- 2-gang .0005 mfd. Condensers, 1st grade 11/9
- Slow Motion Drive, dial, glass and escutcheon, 3 wave-band, 7in. x 4in. 11/9
- Toggle Switches, Q.M.B., 5.P. on-off 2/-
- Metal Rectifiers, 12-volt 1 amp. L.T. 10/-
- Signal Lamps, Red or Green type, D49, Bulgin, 2/9 each, or 24/- dozen.

Latest List, 3d. post paid.

191, DUNSTABLE ROAD, LUTON.
Phone : Luton 2677.

'ENGINEERING OPPORTUNITIES'



This unique handbook shows the easy way to secure A.M.I. Mech. E., A.M. Brit. I.R.E. A.M.I.E.E., City and Guilds, etc.

WE GUARANTEE— "NO PASS—NO FEE."

Details are given of over 150 Diploma courses in all branches of Civil, Mech., Elec., Motor, Aero., Radio, Television and Production Engineering, Tracing, Building, Govt. Employment, R.A.F. Maths., Matriculation, etc.

Safeguard your future; send for your copy at once—FREE.

B.I.E.T., 387, SHAKESPEARE HOUSE, 77, STRATFORD PLACE, LONDON, W.

HILL & CHURCHILL LTD.

BOOKSELLERS

SWANAGE, DORSET.

Available from Stock:—

- Zworykin "Electron Optics and the others. Electron Microscope" - - 60/-
- Bernard "Electronics and their application in Industry and Research" - - - - - 42/-
- Chute "Electronics in Industry" 25/-
- Kiver "Television Simplified" - - 27/-
- Huxley "Wave Guides" - - - 21/-

RADIATION LABORATORY SERIES

No. 1 (ready shortly),
"Radar System Engineering" 37/6
Other volumes to follow.
Postage extra

We have a large selection of English and American Books on RADIO and TELECOMMUNICATION

CATALOGUE ON APPLICATION

TRANSFORMERS & COILS TO SPECIFICATION.

MANUFACTURED OR REWOUND
JOHN FACTOR LTD.,

(Formerly Stanley Cattell Ltd.),
9-11 East Street, TORQUAY, Devon
Phone: Torquay 2162

BROOKES CRYSTALS

EST. 1929 LTD.

FOR HIGH PERFORMANCE
OSCILLATORS
AND
RESONATORS
ACCURACY GUARANTEED

51-53 Greenwich Church Street,
London, S.E.10 Phone: GRE. 1828

POST-WAR TELEVISION

The advance in Radio technique offers unlimited opportunities of high pay and secure posts for those Radio Engineers who have had the foresight to become technically qualified. How you can do this quickly and easily in your spare time is fully explained in our unique handbook.

Full details are given of A.M.I.E.E. A.M.Brit.J.R.E., City & Guilds Exams., and particulars of up-to-date courses in Wireless Engineering, Radio Servicing, Short Waves, Television, Mathematics, etc., etc.

We Guarantee "NO PASS—NO FEE"

Prepare for to-morrow's opportunities and post-war competition by sending for your copy of this very formative 112-page guide NOW—FREE.

BRITISH INSTITUTE OF ENGINEERING TECHNOLOGY (Dept. 388)

17, Stratford Place, London, W.1

WANTED a working partnership in small progressive radio electrical business in West Country, some capital available.—Write Box 2530. [8288]

SITUATIONS VACANT

NORTHERN Polytechnic, Holloway, N.7.

THE Governing Body invite immediate applications for appointment as full-time lecturer in radio engineering; salary scale: £300×£15—£525, plus £36-£48 London allowance, together with other allowances in accordance with the Burnham Award; forms of application, together with full particulars, will be forwarded on receipt of a stamped addressed foolscap envelope.—R. H. Currell, Clerk.

CROWN Agent for the Colonies.—Applications from qualified candidates are invited for the following post:—

BROADCAST Officer required by Gold Coast Government for 1½ to 2 years, with possible permanent; salary according to age and war service in scale £600 to £970, including overseas pay; outfit allowance £60; free passages; candidates should have had thorough training in theory and operation of wireless broadcast transmitters and in studio technique; should understand thoroughly the system of distributing radio programmes by wire and have thorough knowledge of super-heterodyne shortwave receivers; knowledge of gramophone disc recording desirable.—Apply at once by letter, stating age, whether married or single, and full particulars of qualifications and experience, and mentioning this paper, to the Crown Agents for the Colonies, 4, Millbank, London, S.W.1, quoting M/N/13418 on both letter and envelope. [8341]

RADIO service engineers required for car radio installation and maintenance: all parts of U.K. local employment.—Box 2812. [8374]

REQUIRED urgently, competent radio service engineer, able to drive; good opportunity for right man.—Box 2534. [8314]

QUALIFIED radio television engineer required; excellent opportunities to keep rapable man.—Write Robert Bennett, Ltd., 73, Stroud Green Rd., N.4. [8366]

A PERMANENT position is offered to an experienced and skilful radio and television service engineer; good wages and conditions; Harrow district.—Write full details to Box 2985. [8472]

THE Air Ministry has vacancies in the Meteorological Office organization for a number of civilian Radio (Meteorological) Mechanics to maintain radio and radar equipment.

APPLICANTS must possess a knowledge of the fundamental principles of radio and radar and have had practical experience in the use of tools, filing, drilling, hard and soft soldering, wiring, and in the maintenance and use of electrical radio and radar instruments, including cathode ray oscilloscopes

PREFERENCE will be given to former R.A.F. personnel, and any other ex-Servicemen possessing the requisite qualifications; staff selected will be required to serve at any station at home or abroad, and in the case of appointments at home units, will generally be expected to make their own arrangements for accommodation; successful applicants will be engaged on a temporary non-pensionable basis only at commencing weekly wages (in the United Kingdom) of £6 5s per week (inclusive) for appointees aged 21 and over.

APPLICATIONS should be addressed to Air Ministry (S.5.11), Bush House, North-West Wing, Aldwych, London, W.C.2. [8450]

RADIO service engineer required, able to drive, good wages and conditions for right man.—Thorogood Radio, Ltd., 44-5, Tamworth Rd., Croydon, Surrey. Tel. Croydon 7417-8. [8313]

JUNIOR laboratory assistant with some knowledge of physics and some electrical training.—Write, giving details of experience, age, etc., to: A. H. Hunt, Ltd., Bendon Valley, S.W.18. [8354]

WORKING charge hand for high frequency and power test department; preferably with knowledge of high power oscillators; West London; age, experience and wages required, to: Box 2885. [8378]

MALE progress clerk required by large radio manufacturers, S.E. London area; must have experience of purchasing progress; write, stating age, experience and salary required, to: Box 2597. [8329]

GENTLEMAN required immediately to handle export matters in connection with radio receivers; it is essential that he understands the radio market and has suitable contacts.—Box 2886. [8380]

WELL established firm of quality radio manufacturers require sensible works manager, able to maintain production and keep records thereof in the customary manner; state age, exp. and salary required.—Box 8150.

Several Fine Offers!

EX-ARMY No. 38 SET (Walkie-Talkie). Complete with valves, two throat mikes, two pairs phones, junction box, haversack, sectional aerial, range 7-4 to 9 Mc/s, £4.5.0, carriage paid.

CLASS D WAVEMETER Complete with crystal, valve and vibrator, spare valve and vibrator, brand new, in transit case, £3.19.6, carriage paid.

PERFORMANCE METER No 2 For A.C. mains 230v operation, complete with these valves: 2, EF50, 1, EC52, 1, 5Z4G, 1, EA50, 1, Y63, Magic Eye. This instrument is brand new and built into a grey steel case, size 9×10×8ins. Splendid bargain. To callers, 45/-, or 7/6 extra for carriage and packing.

MCR1 Receiver, with power pack, phones, etc., £6.5.0, carriage free.

U.S. Navy Indicator, No. AN/APA1, with C.R. Tube and 11 valves. Callers, £4.10.0, or carriage free £4.17.6.

RI147 UHF Receiver, with 7 valves, 39/6, carriage free.

We stock full range of Standard Components, etc. Send for our List "W.W." for details and prices

CHARLES BRITAIN (Radio) LTD.

2 Wilson Street, London, E.C.2.

(Phone: BIS 2966.)

NEW DUAL TESTSCOPE



Ideal for high and low voltage testing; 1/30. 100/850 A.C. and D.C. Allowance made on old models

Send for interesting leaflet (R.14) on Electrical and Radio Testing, from all Dealers or direct.

RUNBAKEN-MANCHESTER-I



'Radiospares' Quality Parts

The Service Engineer's First Choice



CALLING AMATEURS with BUCCLEUCH Precision Built Equipment
STEEL CHASSIS SMOOTH BLACK



- 17½" × 10" × 2½", 9/9.
- 17" × 10" × 2", 8/9.
- PANELS—CRACKLE
- 19" × 3½", 4/-
- 19" × 7", 6/9
- 19" × 8½", 7/9
- 19" × 10½", 8/9.



- ANGLE BRACKETS, 12½" long, pr. 7/6. (All in Bright Aluminium, same cost.)
- COMPLETE RACK ASSEMBLY (Right & Pillar), 63", 23/5s. 31", 22/5s. Chassis, etc., to order, 14 sq. inch. (Include slides when costing.)
- PUNCHING CHARGES UP TO 4", 2d.
- VALVE HOLES, 1", 1½" or 1¼", 6d.
- METER HOLES, etc., 1/6.
- SQUARE HOLES, 2/-.

BUCCLEUCH RADIO MANUFACTURERS
1 & 2 MELVILLE TERRACE, EDINBURGH, 9

(Grama: "Therm", Edinburgh.
Factory: Wheatfield St., Edinburgh.

COMET

THE NEW CHAMPION



- ★ 3 WAVE BAND
- ★ AC/DC 200/250 Volt
- ★ Two-Colour Plastic Cabinet
- ★ Built-in Hemoscope Aerial
- ★ Full Vision Illuminated Tuning Dial

Miniature in size (10 1/2" x 6" x 6"), but gigantic in performance and tone.

The "Comet" is obtainable in Light Walnut, Dark Walnut, Black, Miroon, Cream, or pastel shades of blue, pink and green.

Price £14.14.0
Plus £3.5.4d. pur. tax.

Write for full particulars.

CHAMPION


ELECTRIC CORPORATION

Seaford, Sussex. Phone Seaford 3235/6,7.

Export Agents:

Geo. Vint & Co., Ltd.,
124, Seymour Place, London, W.1.

LONDEX for RELAYS



Midget Relay ML C

for A.C. and D.C.

2 VA Coil consumption from 2 to 600 volts and tested to 2000 volts, Aerial change-over Relays, mercury Relays, measuring Relays and time delay Relays.

Ask for leaflet RE/WW

LONDEX LTD

MANUFACTURERS OF RELAYS
207 ANERLEY ROAD LONDON S.E.20

SYDNEY 6258-9

SALES MAN to take over small radio department; experience and some technical knowledge essential; write fully, stating salary req., W. London district.—Box 2813.

RADIO engineer-operator required for radio station in North London; applicants must have good servicing knowledge of communications receivers, be able to receive morse at 25-30 w.p.m. and have good typing speed.—Write Box 2595. [8327]

DRAGHTSMAN-ILLUSTRATOR wanted for Technign Publications; practical knowledge of radio essential; write, with full particulars of career, age and salary required, to Lewis George Laboratories, 222 229, Hammer-smith Rd., W.6. [8357]

JUNIOR laboratory assistant, 20-22, with some knowledge of chemistry, preferably up to Inter-B.Sc. standard, for raw material and process testing.—Write, giving details of experience, age etc., to: A. H. Hunt, Ltd., Bendon Valley, S.W.18. [8353]

TRANSFORMER designer required for development dept., S.E. Lanes radio firm, for work on transformers up to 5kva; capable of full design responsibility; qual. degree std. or Grad. I.E.E.—Apply, stating age, experience and salary required, to Box 2811. [8369]

LARGE organization in West Middlesex requires field service and workshop engineers with good television and radio technical knowledge; smart appearance, an advantage, but not essential.—Reply, stating details past exp., age and salary reqd., Box 2145.

TEST gear superintendent required for expanding radio component factory, suburban, Surrey; qualifications, degree or equivalent, previous experience in development of mechanised testing desirable; salary £500 upwards, according to qualifications and experience.—Box 2537. [8316]

DEVELOPMENT engineer required for laboratory investigation and measurements in connection with development of cables for radio frequencies; university degree or equivalent; salary up to £400 per annum.—Apply Personnel Manager, Standard Telephones & Cables, Ltd., North Woolwich, E.16. [8279]

RADIO.—A vacancy arises for a junior engineer with engineering degree or Higher National certificate and with some experience of receiver design for production; age about 25 years, West Middlesex district. Apply, giving age, details of education and experience, with salary required, to Box 2533.

MAN required to call on customers of radio component manufacturers; some technical knowledge essential; previous experience unnecessary; only ex-Servicemen under 35 years of age in easy reach of Wembley district should apply; give full particulars, age, exp., salary required, to Box 2599.

DRAGHTSMAN, first-class, urgently required for local engineering concern with experience in machine design and/or jig and tool work; 5-day week; excellent working conditions.—Write, stating age, experience and salary required, to: Personnel Officer, Ferguson Radio Corporation, Ltd., Great Cambridge Rd., Enfield. [8348]

REQUIRED by large radio manufacturer in Greater London area engaged on modern high-speed production of complex receivers, chief of test and assembly foreman; also superintendent of radio production with experience of chassis assembly, coil winding and assembly methods.—Write full details, salary required to Box 2538. [8317]

MURPHY RADIO, Ltd., have a vacancy for a senior engineer having considerable experience in the development and design of communication receivers and allied equipment.—Apply in the first place in writing, giving full particulars and stating salary required, to: Personnel Department, Murphy Radio Ltd., Welwyn Garden City, Herts.

TECHNICAL advertising assistant for publicity department of important radio valve manufacturer; duties would include writing copy for advertisements, booklets, press articles; every facility for keeping in touch with latest developments.—Write in confidence, giving details of experience, present position, and salary required, to Box 2976. [8449]

APPLICATIONS are invited for the position of manager, having comprehensive knowledge of design, production and rewinding of small electrical and radio transformers; previous practical experience essential; South London district.—Write full details please, stating salary required to Box 5052, Frost Smith Adv., 64, Finsbury Pavement, London, E.C.2.

REQUIRED for telecommunications research company near Maidenhead, engineer or physicist to undertake standardization and special measurements for the establishment and development of special purposes measuring apparatus if required; salary scales, with annual increments, and pension fund.—Apply in writing, Box No. 856, Dorlands, 18-20, Regent St., London, S.W. [8473]

M. WILSON LTD

DURING
"RADIOLYMPIA"

we are holding a

SPECIAL EXHIBITION

307 HIGH HOLBORN
LONDON, W.C.1

RADIO RECEIVERS
and AMPLIFIERS
built from our BLUE PRINTS

also the
UNIT SYSTEM OF RADIO
CONSTRUCTION
TELEVISION CHASSIS
COIL UNITS and
POWER PACKS

You are cordially
invited to call,
see, and listen

OPEN UNTIL 8 P.M.

OCTOBER 1st-11th

One minute's walk from Chancery Lane
Underground Station

307, HIGH HOLBORN,
LONDON W.C.1. Phone: HOLBORN 4631

REWINDS

Send your burnt-out radio transformers to be rewound. No technical data wanted. Post Transformer well packed, labelled with your name and address and marked "For Rewind"

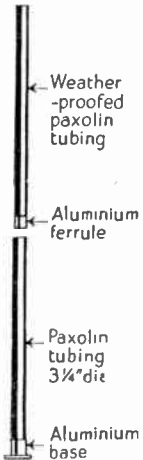
A new "Telecraft" Cone and speech coil will improve your Loudspeaker.

SOUTHERN TRADE SERVICES, LTD.
297/299, HIGH ST., CROYDON

Special Offer!

14ft. AERIAL MAST

Consists of two lengths of paxolin tubing 2 1/2in. and 3 1/2in. dia. respectively, with 3 16in. wall. The smaller tube fits tightly into the larger, both having metal ends. When fitted the aerial mast has an over-all length of 14ft. Ideal for a transmitting or receiving aerial, but has many other uses also. May be fixed to the ground or to a fixture such as a chimney, wall, etc. Very sturdy. The price for the complete article is only 21/- carriage paid.



ALEC DAVIS

Stockists of Government Surplus Radio Gear.
8, PERCY ST., TOTTENHAM COURT RD., LONDON, W.C.1. MUSEum 2453

TELERADIO.

Built up chassis,

Factory assembled units

Model A80. All-Wave 5v. Superhet radio-cum chassis 12 gns., plus PT 54 - (or with magic eye). £13.5.0. plus 5/-.

Model 42A. 4v. All-try portable chassis. Long and med. wave, £9.15.0. plus PT 42 3/-.

Model 88. 15-watt. distortionless amplifier, made from finest quality material and each unit carefully checked for wave form with oscilloscope. £25.

Tuning Inductances. No. 100. 3-wave coil kit with RF stage with instructions and circuit, 2 gns.

Series 1 Coils. High-grade inductances on low loss formers to cover 12-20000m. Ac. HF or Osc. Guar. matched 1 per cent. Ranges and size similar to P coils. 2/6 each.

The TELERADIO Co.,
 157, Fore Street, Edmonton, N.18.
 Phone: Tottenham 3386.

A.C.S. RADIO

SPECIALISTS IN SHORT WAVE and high-class broadcast equipment offer a wide range of components for the constructor and enthusiastic amateur.

In addition to our range of equipment bearing the well-known Trademarks of Eddystone, Raymart, Hamrad, Labgear, etc., we have a large and varied stock too numerous to detail in the space available. For example we are usually able to offer Communications Receiver, tested and realigned in our workshops, including such well-known types as the NATIONAL H.R.O., R.C.A. AR88, etc. Your enquiry for any particular item will receive our careful attention. In P.A. Equipment we can offer a complete outfit comprising A.C. operated Amplifier with Push-Pull D.A.100 output, two 1 1/2in. P.M. Speakers in Cabinets with detachable horns and stands, Mixer Panel, Gramophone Turntable and microphone. Complete outfit £75.

For the Short Wave Amateur we stock several types of transmitting and receiving valves including the EIMAC 100TH at £6, S.T.4074A(RK34) at £2, 5C/100(813) at £7/15/-, Mullard RG1/240A M.V. Rectifiers at 20/-, V.H.F. receiving types include 9022-12/10, 9001, 6AK5-15/-.

New component list "W.W." sent on request.

44 WIDMORE RD. BROMLEY, KENT
 Phone Ravensbourne 0156

COMPETENT radio service engineer required, with experience on all makes of receivers; television knowledge useful; North London area.—Apply Ferguson Radio Corporation, Great Cambridge Rd., Enfield. [8547]

RADIO mechanics.—Vacancies exist for experienced mechanics (preferably ex-Service) for the repair of test equipment; special knowledge of test equipment an advantage, but not essential; assisted travel from Nottingham, Leicester and Melton Mowbray is given.—For details, apply to the Establishment Officer Central Ordnance Depot, Old Dalby Leicestershire. [8343]

WANTED for service in Indian State, dry healthy climate, signals officer to act as second in command police communications. Applicants must have technical experience operating and servicing medium power transmitters and receivers and have served in the Allied Forces in a rank not lower than sergeant.—Applications, with full particulars and salary expected, to Box 2938. [8411]

CHIEF storekeeper required, age 35-45 years; applicants should be experienced in modern methods of store-keeping of large quantities of radio and similar components and capable of handling mixed labour; the position offers good prospects and salary in accordance with experience.—Write, stating age, experience and salary required, to the Labour Manager, Bush Radio, Ltd., Power Rd., Chiswick, W.4. [8342]

MECHANICAL designers, age 30-40, capable of completing mechanical design of fixed or mobile transmitters to electrical information supplied, supervising detail drawings, preparation of stock lists and purchasing specifications; location South-West London.—Write, stating age, experience, salary required and when free to commence, to Group Staff Officer (31), Philips Lamps, Ltd., Century House, Shaftesbury Av., London, W.C.2.

TELECOMMUNICATIONS engineer required by Standard Telephones & Cables, Ltd., North Woolwich, E.16, for the design and development of radio frequency testing equipment for carrier telephone and television cables; applicants should possess an honours degree in engineering or physics and have had experience on comparable work; salary up to £450 per annum according to qualifications and experience.—Apply Personnel Manager.

FOREMAN for coil-winding shop urgently required for new factory in South Wales, small transformers, chokes, and F.H.P. motors; first-class equipment; good prospects of advancement for right man; accommodation available; only persons with many years' shop experience need apply.—Please reply in first instance, stating fully previous experience, names of previous employers, to: Box T, c/o Smith's Library, Aberlare. [8560]

DRAWINGSMAN, senior jig and tool, urgently required to fill interesting and progressive vacancy in new light engineering factory in South Wales; only highly experienced people need apply; excellent working conditions and high remuneration and accommodation found within reasonable period.—Please reply in first instance, stating fully previous experience, names of previous employers and salary required, to (Box No.—T) Smith's Library, Aberlare. [8561]

ENTHUSIAST with a knowledge of amplifier construction and testing, electronics and preferably with experience of manufacture of light mechanical instruments, aged between 21 and 35, required for development and production work on a new type of sound recording instrument, progression possible for the right technician; extreme enthusiasm most essential qualification.—Write with details of experience, age, etc., to Boosey & Hawkes, Deansbrook Rd., Edgware. [8426]

APPLICATIONS are invited for the position of senior engineer to take charge of a laboratory principally engaged upon the design and development of electronic devices; applicants should hold first-class honours degree in engineering or science and have had at least six years' development experience; salary range £700-£900 per annum, according to qualifications and experience.—Applications should be addressed to the Personnel Manager, Airmar Laboratories, Crossox, High Wycombe, Bucks.

THE ENGLISH ELECTRIC VALVE Co., Ltd., Chelmsford, require immediately one senior scientist and three assistant scientists for work in their research department; candidates should be graduates in science with experience in research, development or experimental manufacture of vacuum devices; for the senior post considerable experience of this type will be required, a knowledge of the preparation of photo-sensitive surfaces would be an advantage; salary paid would be commensurate with age, qualifications and experience.—Please address applications to Central Personnel Services, English Electric Co., Ltd., Queens House, Kingsway, W.C.2 [8275]

EVERY COIL

is tested and supplied with its test card. A typical test card of the S.A.2 (medium wave aerial coil) is shown below.

FINAL TEST on coil TYPE S.A.2.
 Inductance, 170

Frequency	Metres	Capacity	Magnification (Q)
550 ...	545.4	500 mfd.	180
650 ...	461.5	355	180
700 ...	428.6	305	180
800 ...	375	235	170
900 ...	333.3	185	165
1,000 ...	300	150	150
1,100 ...	272.7	124	145
1,200 ...	250	104	130
1,300 ...	230.8	88	125
1,400 ...	214.3	73	100
1,500 ...	200	63	80

Tested by E. M.

Date 21-7-47

Complete coverage from 13 metres to 2,000 metres.

All coils fitted with adjustable iron dust cores. For full details of our products write for our catalogue.

A. SUMMERSBY,
 MILL LANE, MARGATE, KENT
 Margate 2409

NEW GOODS

- Aluminium Chassis, punched for 5 valves, and transformer 8 8
- 3-Waveband Coilpack by famous maker, with dust-cored coils to fit above chassis £1 15 0
- Dust-cored I.F. Trans Special High "Q" 485 K.C. per pair 17 6
- Circuit Blueprints and all other components for the constructor. Send for list.
- Special for "W.W." Television Receiver, E.F.50 Valves (ex-Govt. but perfect) ... each 12 6
- American 5in. Cathode Ray Tubes, Magnetic type with flat screen, complete in shielded assembly with coils, focus and brilliance controls. Long persistence, ideal for photography. Data with each ... each 22 10 0
- 0-1 mA Meters, 3 1/2in. scale, res. 100 ohms, by world famous maker. The perfect basic meter. Shunts and multi's to your order each 22 5 0

MORTON & DISMORE

52c Oldchurch Rd., Chingford, E.4

100 kcs.
 QUARTZ
 CRYSTAL
 UNIT
 Type
 Q5/100



for Secondary Frequency Standards

★ Accuracy better than 0.01%. ★ New angles of cut give a temperature coefficient of 2 parts in a million per degree Centigrade temperature change. ★ Vitreous silver electrodes fired direct on to the faces of the crystal itself, giving permanence of calibration. ★ Simple single valve circuit gives strong harmonics at 100 kcs. intervals up to 20 Mcs. ★ Octal based mount of compact dimensions PRICE 45/- Post Free

Full details of the Q5/100, including circuit, are contained in our leaflet Q1 Send stamp-to-day for your copy

THE QUARTZ CRYSTAL Co., Ltd.
 63-71 Kingston Road,
 NEW MALDEN, SURREY
 Telephone: MALden 0334

RADIO and electronic draughtsmen for layout work, etc., used to mechanical design of electronic equipment, required for Research Section; West London district; 38-hour, 5-day week.—In applying give full details of experience, qualifications, age and salary required, to Kox 2596. [8328]

SENIOR development engineer required in television design laboratory; good honours degree in Physics or Engineering and at least 4 years' industrial experience of television receiver development essential.—Applications, giving full particulars of training and experience, to Personnel Manager (Laboratory), Murphy Radio, Ltd., Welwyn Garden City, Herts. [8352]

ASSOCIATED electrical industries Research Laboratory for long-term research at Aldermaston Court, Aldermaston, Berkshire; graduates or equivalent required for posts in electronics section; sound knowledge of electronic circuitry and practical experience essential, for work on design and construction of all types of electronic circuits for use in the Laboratories.—Reply, stating full qualifications and salary required, to the Manager.

RADIO service engineers for employment in works and in field; vacancies exist in a well-known company with excellent prospects, primarily in the London area; applicants should have a comprehensive knowledge of radio servicing and a minimum of 2 to 3 years retail or industrial experience in repair work; 5-day, 44-hour week; wages according to experience and at prevailing levels.—Apply stating age, giving full details of experience and wages reqd. to Box 2536.

KINGSTON-UPON-HULL Education Authority, Municipal Technical College. **REQUIRED**, in October, 1947, a full-time assistant radio instructor for appointment to the Kingston-upon-Hull Municipal Technical College; candidates must have a First-Class P.M.G. Certificate in Wireless Telegraphy, and theoretical and practical knowledge of radar is essential; practical experience with modern radio equipment (marine and aircraft) an advantage; salary will be in accordance with the Burnham Scale for Technical Institutions, 1945; particulars of appointment and application forms (to be returned within 14 days of the date of this advertisement) can be obtained on receipt of a stamped addressed foolscap envelope, from the Director of Education, Guildhall, Kingston-on-Hull.

BRITISH OVERSEAS AIRWAYS CORPORATION have vacancies for ground radio operators, medically fit and willing to serve on a world-wide basis overseas. The upper age limit is 30 and preference will be given to single men. Basic rate of pay £5/15 to £6/10 a week, plus allowances overseas graded according to the local standard and cost of living. The initial tour of duty is three years, and successful candidates will be required to serve in any part of the world at the discretion of the Corporation. Essential qualifications: Postmaster-General's First or Second-class Certificate or equivalent service experience. Candidates not holding certificates will be given proficiency tests on ground radio operating. Applications in writing to Staff Appointments Superintendent, Stratton House, Piccadilly, W.1, stating age, certificates held and giving brief details of radio operating experience. Replies will be sent only to candidates called for interview. Mark envelopes "Ground Radio Operator" [7960]

B.B.C. invites applications for a number of appointments of Programme Engineers (Grade D), on a salary scale £375-£20-£475 (minimum age 21), for duty at the Corporation's studio centres; candidates who must be of British nationality and parentage, must possess theoretical knowledge in electrical engineering to Ordinary National Certificate or City and Guilds (Radio Communication, Grade II) standard, including a knowledge of acoustics and low frequency speech input equipment; they must have pronounced artistic leaning towards, and a certain minimum standard appreciation of, all branches of music and/or drama; selected candidates will be required to serve a probationary period of six months, which will include a three months' training course at the Corporation's Engineering Training School at Evesham, Worcestershire; confirmation of appointment will be subject to passing a qualifying technical examination at the end of the training course; entry to the permanent staff (contributory Pension Scheme) is subject to two years' qualifying service.—Applications, stating age, qualifications and experience, should reach the Engineering Establishment Officer, Broadcasting House, London, W.1, within 7 days of the appearance of this advertisement. [8390]

SITUATIONS WANTED

EXPD. radio engr. reqs. change; capable of taking full control.—Box 2525.

THIS Does these

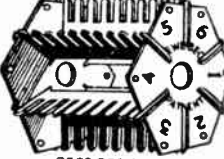


ACCURATELY and QUICKLY Chassis, Brackets, Shrouds, Condenser and Transformer clips — TREPANNING Steel or Aluminium. Five sizes—12" to 36". Full particulars from **A. A. TOOLS, (W), 197a, WHITEACRE ROAD, ASHTON-UNDER-LYNE**

1155 OWNERS

The best of sets break down, and as it is difficult to buy spares for 1155's, we suggest that to buy a parcel of 25 spares, including I.F. Transformers, R.F. Coils, B.F.O. Coils, H.F. Choke, etc., etc., is a sound idea. We can offer such a parcel for 26.6 post free, e.g. less than the cost of the I.F. Transformers. We are able to make this offer because we bought a big stock of new parts which were not needed when the Air Ministry contract for 1155 receivers was completed. All parts are new and exactly as used in your set. Order now to avoid disappointment.

BULL'S EX-GOVT. DEPT., 42-46 WINDMILL HILL, RUISLIP MANOR, MIDDLESEX



The Popular "U-BEC" Universal Coil Former again available by return of post! Send 2/6 & 2½d. post. **E. W. EVANS, 5, Beckingham Rd., LEICESTER**

PHOTO-ELECTRIC CELLS for Talking Picture Apparatus. Caesium Photo-Emissive Cells Only. **RADIO-ELECTRONICS LTD., St. George's Works, South Norwood, London, S.E.25.**

Beethoven ROTARY CONVERTORS 220 D.C. to 220 A.C. Details from **BEEHOVEN ELECTRICAL EQUIPMENT LTD., Beethoven Works, Chase Road London N.W.10**

VALVES AVAILABLE

At B.O.T. prices, British and American, these are only a selection of our 10,000 valves held in stock. Please send for our comprehensive Valves Available List, free, enclosing S.A.E. for reply. Postage 6d. extra C.W.O. or C.O.D.

Mullard—KFB2, KF35, KB22, KL35, PC2A, VP2, VP2B, SP2, PM2M, TD2A, PM2A, PM202, PM22A, PM22D, QP22B, EM1, EM4, EM31, EM35, EF6, EF9, EF36, EF37, EC32, EC35, FE2, FE50, EF54, EC31, EB34, EB35, EB36, FE2, FE3, EL32, EC32, EL35, EL37, EL50, EP22, TH1B, VP1, VP1A, SP4, 2D4A, 2D4B, 354V, 164V, Pen4VA, Pen4, Pen4D, TH90C, PC13, FC13C, VP13A, VP13C, SP13, SP13C, 2D13C, HL13, HL13C, TD113C, GL33, Pen428 CBL31.

Mazda—P220, SP220, HL2, SP22, HL22, VP23, HL23 TP22, TP23, Pen2A, Pen2B, QP23, QP25, SP120, V914, D141, DD20, ACHE, ACHEL, HL41, AC, AC/SGVM, AC/VP1, VP41, SP41, SD42, SP61, ACTH1, TH41, AC/HL/DD, HL41/DD, HL42/DD, PA20, PP5/400, AC/Pe, AC/Pe/DD, AC/Pe, Pen45, Pen45/DD, Pen46, MF920, HL1320, TH2321, TH233, TP130, DP207, DP101, SG215, S215VM, HL21DD, HL23/DD, HL/DD1320, HL133DD, VP133, Pen383, Pen45/DD, ME91.

Octals—1A7, 1H5, 1C3, DF33, DL55, 1A, 1G6, UBL21, UCH21, UY21, 2A6, 2B7, 15, 26, 27, 30, 31, 32, 33, 34, 37, 39/44, 42, 46, 71A, 77, 78, 79, 83, 84, 89, 2103, 2151, 635, 6L2, 5B8, 6C5, 6F6, 6H6, 6K7, 6K8, 6J7, 6Q7, 6L6, 6C8, 6D6, 6R7, 6U7, 6C8, 6B7, 6K5, 6R7, 6K6, 6F8, 6J8, 6A6, 6A6E.

GT Range—12SA7, 12A6, 12J5, 14A7, 12B7, 12U7, 12K9, 12SR7, 12BF5, 12J7, 12SJ7, 12K7, 3Z24, 50L6, 55L6.

Obsolete Types—PM6D, TD125, DC28G, SG410, PM256, 410LF, P650, DO25, H120, PM16, AC044, US, DC8G.

Rectifiers—FW4500, CY1, CY31, UY31, 408UA, AZ1, AZ31, U06, U07, U08, DW2, U14, U31, U50, U52, U76, U17, U74, GU50, 4HU, U21, 1106, 3Z25, 3Z4, GU5, 2B24, 5V3, 5V4, 5U4.

H. RANSOM, 34, BOND STREET, BRIGHTON. Phone Brighton 5003

SUCC. mech. desires employment in London —Middleton, 169, Gloucester Place, N.W.1

EX-RADIO officer, 17 years at sea, 3 years fitting maintenance ashore requires shore position.—Box 2598. [8354]

ENGINEER 12 yrs. wide experience radio industry; development, research, technical admin., seeks position.—Box 2941. [8421]

RADIO mechanic desirous to train for specialized work, good radio and electrical knowledge, 10 yrs.' practical exp.—Box 2532.

FOREMAN small radio factory desires change, 20 yrs. exp., pref. radar, lab. or design.—Jackson, 12, Robert St., N.W.1.

R.A.F. F/S, wireless electrical mechanic, married, 27 yrs. age, A.I.D. and civilian exp., requires responsible position any branch radio; S. England preferred.—Box 2539.

EXPERT service engineer, 12 years' experience with leading manufacturers, 5 years' radar research; good organiser, desires post abroad, pref. in Colonies.—Box 2808.

WORKS manager, young, energetic, seeks post, administrative, technical, commercial; fully conversant design, organization, production, quality control, labour handling.—Box 2981. [8465]

RADIO engineer, 35, 15 yrs.' exp. transmission and reception, installation and maint., wide exp., excep. refs., desires post in Canada or Australia; pres. sal. £500, accept less for opportunity.—Box 2943. [8424]

MAN, 25, desires post in radio trade; I.C.S. "Complete Radio" diploma, spare time exper., keen, conscientious, hard-working; anything with prospects considered.—Gortacar, Clonely, Enniskillen, Co. Fern, N.I. [8446]

EX-FOREMAN of Signals (W.O.2), 23; no previous experience; direct from school to Army; 5 years' Army experience of communications; good at maths, and exceptional ability to learn quickly; wishes to enter radio or other tele-communications trade in good progressive job. Box 2810. [8367]

RADIO engineering student, age 30, extensive commercial experience, seeks position with technical firm; good organiser, administrator; able to take complete charge dept. and bear responsibility; experienced export procedure; keen to enter trade; at present in dead-end, non-technical employment; London area. Box 2541. [8321]

WELL-KNOWN radio engineer, M.I.E.E., desires another managerial post in industry or with a trade association, etc., in which his abilities and knowledge of the industry can be used to the full, experience of radio, radar, television and electronic instrument development and production, a good, responsible post with real prospects is required. Box 2540.

EXECUTIVE engineer (British) with many years administrative experience in sales, publicity, marketing and installation of sound equipment and radio, seeks position in Belgium as large manufacturers' branch director/manager, capable of establishing, equipping and staffing works and securing materials and organizing manufacture from the start, fluent French, own car, many contacts in Northern Europe; keen and persistent worker with wide experience and good grounding.—Firm interested in widening their export field substantially please write Box 2937. [8408]

TUITION

THE British National Radio School

OFFERS you a career. WRITE to-day for free booklet describing our wide range of training courses in radio, Radar, telecommunications, principles, mathematics, physics, and mechanics; correspondence and day classes for the new series of C. & G. examinations; we specialise in turning "operators" into "engineers," and for this purpose our "Four Year Plan" (leading to A.M.I.E.E. and A.M.Brit. I.R.E., with 9 C. and G. Certificate as interim rewards) is unsurpassed; "our guarantee has no strings attached"—Student Director, B.Sc., A.M.I.E.E., M.Brit. I.R.E., 66, Addiscombe Rd., Croydon, Surrey. [6811]

RADIO training—P.M.G. exams and I.R.E. Diploma; prospectus free—Technical College, Hull. [0611]


RADIO Engineering, Television and Wireless Telegraphy (comprehensive postal) courses of instruction.—Apply British School of Telegraphy, Ltd., 179 Clapham Rd., London S.W.9 (Est'd. 1906). Also instruction at school in wireless for H.M. Merchant Navy and R.A.F. [9249]

THE Institute of Practical Radio Engineers have available Home Study Courses covering elementary, theoretical, mathematical, practical and laboratory tuition in radio and television engineering; the text is suitable coaching matter for I.P.R.E. Service entry and progressive exams; tuition fees at pre-war rates—are moderate. The Syllabus of Instructional Text may be obtained, post-free, from the Secretary, 20, Fairfield Rd., London, E.8. [6722]

Ardente Mobile

**LOUDSPEAKING
EQUIPMENT**

**For ANY
CAR or VAN**



This reliable mobile system combines high quality reproduction with power, compactness and economy in operation.

The equipment consists of:
Type 615 AMPLIFIER for 12 or 6 v. acc. Power output 10-15 watts. Type PMXR LOUD-SPEAKER PROJECTOR, weatherproof, powerful, efficient—built along the same lines as the famous "LOUD HAILER." Type CMH3 hand held MICROPHONE, unbreakable, has remote control switch and high intelligibility.

Write for full details and for demonstration.

**ARDEnte ACOUSTIC
LABORATORIES LTD.**

As used by
Police
Forces,
Military
Police,
Crown
Agents
for the
Colonies
etc. etc.



COMPTON, Nr. GUILDFORD, SURREY. Guildford 3278-9

And now... all that a good amplifier should be the
CHARLES AMPLIFIERS' MODEL 'CONCERTO'


9 Valves. Double Bass Boost.
2% Distortion at 7 Watts. Separate Bass & Treble Controls.
Hum level 65dB. 12 months Guarantee.

Incorporates a switched pre-amplifier so that any kind of pick-up can be used—moving-coil—moving-iron or crystal. Price £27.10.0 complete.

**CHARLES AMPLIFIERS LTD., 1E, Palace Gate,
Kensington, London, W.8. (Phone: WEStern 3350)**

DEMONSTRATIONS 9.30 to 6. SATS. 9.30 to 1 p.m.

STAMP FOR DETAILS OF ALL OUR PRODUCTS



EX-R.A.F.

Transmitter Receiver for short waves 20-40 metres. Provision for crystal control. Uses standard headphones and microphone. Battery operated, requiring 120 volts h.t. and 2 volts l.t. Includes 9 valves standard English types. Six valves in receiver and three in transmitter. Circuit RX, 2r.f., det., 2 Audio and Power. TX Osc. P.A and Modulator.

**CARRIAGE £6
PAID . . .**

THE STAMFORD RADIO CO.
199 Stamford Street, Ashton-u-Lyne, Lancs.
Telephone: ASHton 1964



Products of
Quality & Reliability

MAINS TRANSFORMERS
A. F. TRANSFORMERS
THERMAL DELAY SWITCHES
SMOOTHING CHOKES
POWER RESISTANCES

Made by

OLIVER PELL CONTROL LTD
Telephone: WOOLWICH 1422-1426
CAMBRIDGE ROW • WOOLWICH • S.E.18

New Models Available

By extending the range of Lustraphone Moving-Coil Microphones, users anxious to obtain the best instrument for the

job will find in these models everything they want in terms of good reproduction and lasting dependability.



MOVING-COIL MICROPHONES

Lectlet f. om :

LUSTRAPHONE LIMITED
84, Belsize Lane, London, N.W.3
Telephone: Hampstead 5389 and 5513

M.O.S. FOR COMMUNICATIONS RECEIVERS

A few examples from our range of Govt. surplus receivers detailed below:—

- **TYPE R1155 (EX-R.A.F.) COMMUNICATIONS RECEIVERS**, complete with 10 valves, brand new and unused, £17.10/- (75 kc/s-18 Mc/s.). In excellent standard condition, £15.15/- (75 kc/s-18 Mc/s.). Model R1155N (latest service mods.), £17.10/- (200 kc/s-18 Mc/s.).
- **TYPE MCR1 MINIATURE COMMUNICATIONS RECEIVERS**, complete with 5 valves, power pack, phones, coils, etc. Brand new and unused, £10.9/8 (100 kc/s-15 Mc/s.).
- **TYPE PCR1 COMMUNICATIONS RECEIVERS**, complete with 6 valves, power pack and built-in 5in. speaker. Brand new and unused, £17.17/- (140 kc/s-18 Mc/s.).
- **TYPE No. 3/II MINIATURE COMMUNICATIONS RECEIVERS**, complete with 4 valves, phones, but less power supply. Brand new and unused, £3.19.6 (3.1-15.5 Mc/s.).
- **TYPE BC603D FREQUENCY MODULATION COMMUNICATIONS RECEIVERS**, complete with 10 valves, power supply (20-25 Mc/s.), push button and manual tuning, £6.19.6.
- **TYPE AC71. BUSH G.P. RECEIVER**, complete with 5 valves, power supply and built-in speaker, in fine wooden cabinet. A domestic type receiver. To-day's value, 25 gns. Brand new and unused, £17.17/- (150 kc/s-18 Mc/s.).

2½d. stamp will bring you our latest illustrated catalogue. Please add carriage and packing to all remittances.

MAIL ORDER SUPPLY CO.
24 New Road, London, E.1

Stepney Green
2760 & 3906



UNIT OSCILLOSCOPE

A NEW CONCEPTION OF INDUSTRIAL NEEDS

Interchangeable Amplifiers and Time Bases with a wide range of accessories cover every application. No loose wires, no unwanted controls, no complex switches, but standard snap-on units give rigid assembly with tailor-made performance.

LYDIATE ASH LABORATORIES
RESEARCH AND DEVELOPMENT ENG. NEER
Nr. BROMSGROVE
Telephone Rubery 168 169



CONDENSERS

See them in the

BEST SETS

AND ON STAND No.5

Radiolympia



THE TELEGRAPH CONDENSER CO., LTD.

RADIO DIVISION

NORTH ACTON · LONDON · W.3. Telephone: ACORN 0061

RADIOLYMPIA



1ST - 11TH OCTOBER
1947

THE EDISON SWAN ELECTRIC CO. LTD. 155 CHARING CROSS ROAD, LONDON. W.C.2.