

The Wireless World

3^D

AND
RADIO REVIEW

The Paper for Every Wireless Amateur

Wednesday, December 5th, 1928.



Mullard
THE MASTER-VALVE
for
TONE
VOLUME
DISTANCE

Reliable resistances result
in rich reception



MET-VICK
MOULDED
RESISTANCES
Anode & Grid
Leak
1/2

MET-VICK

Turn to the MET-VICK Advert. on Page 3.

METRO-VICK SUPPLIES LTD., LONDON & BRANCHES.

'Whiteline' for Safety



The
WHITELINE
VALVE HOLDER
PRICE 1/9

BOWYER-LOWE
TESTED RADIO
APPARATUS

RADIO WORKS. LETCHWORTH. HERTS.

UNIVERSITY OF SOUTHERN
CALIFORNIA

IF IT'S
T.C.C. LIBRARY
FEB 14 1958

THAT IS ALL YOU
NEED KNOW OF
A CONDENSER

6603



★ 1ST CHOICE AT OLYMPIA

Marconiphone Portable wins first place in "WIRELESS WORLD" Show Ballot—Class 1 (complete receivers of 5 valves or more.)

What finer testimony could a receiver have than this? Placed first in public opinion by such radio enthusiasts as the readers of "The Wireless World"—men whose experience puts them in the best position to judge.

Ask your dealer to demonstrate a Marconiphone Portable and you will get the reasons behind the vote. Model 53 combines all you hope for in a Portable — as "The Wireless World" says "it fulfils all the requirements of a portable receiver—sensitivity and selectivity, sound workmanship and reliability, and a neat and attractive appearance."

Model 53 is built to be an attractive addition to the home, yet sturdy enough to withstand any amount of journeying. Operation is simplicity itself—there is one edge control for tuning, another for volume, and a single switch for the long and short waves (285–550 and 1,000–2,000 metres). The speaker is the Marconiphone cone: an assurance of natural reception in all conditions, full harmonics and clean overtones. Marconi economy valves amplify on low consumption, and Marconiphone batteries reduce cost on recharging and replacements. In any normal conditions Marconiphone Portable offers the most complete range of reception available to a portable set. And the price—complete with all accessories and self-contained loudspeaker, including royalty—is 28 gns.



MARCONIPHONE MODEL 53 PORTABLE


THE MARCONIPHONE COMPANY, LIMITED
(Dept. P), 210–212, Tottenham Court Road, London, W.1.

Showrooms:

210–212, Tottenham Court Road, W.1, and
Marconi House, Strand, W.C.2.

Mention of "The Wireless World," when writing to advertisers, will ensure prompt attention.

BRITAIN'S MOST POPULAR RECEIVER



The number of Mullard Master 3* receivers which are being built every week proves positively that it is the most popular receiver. It fulfils every condition for popularity.

The Mullard Master 3* excels in the manner you most need a radio to excel—it gives you rich, realistic tone and the greatest volume obtainable from three valves. It is selective, too, but not, like some sets for which extreme selectivity is claimed, at the expense of quality.


What is more, it does actually give you a wide choice of programmes—and gives them to you at full loud-speaker strength. Remember, too, that tuning is with one dial only and that it covers both long and short wave-lengths *without coil changing.*

Compare these features with those of any other three-valve set—and your choice must be the Mullard Master 3*.

Read more about it—post the coupon now.

- LOW COST**
- SIMPLICITY**
- SENSITIVITY**
- SELECTIVITY**
- QUALITY**
- MAXIMUM VOLUME**
- NO COIL CHANGING**
- ONE DIAL TUNING**

The New Mullard Master 3*



1d. stamp if envelope unsealed.

To Dept. 8,
"Radio for the Million,"
63, Lincoln's Inn Fields,
London, W. C. 2.

Please send me Simplified Plan of Assembly of the new Mullard Master 3* and

Free copy of "RADIO FOR THE MILLION" Vol. 2 No. 4.

Name
(BLOCK LETTERS.)

Address

W.W.

Player's Please



NCC 207

PENTODES

5E.225 SPECIFICATION.

Max. Anode volts	- - - -	150
Priming Grid volts	- - - -	100-150
Amp. Factor	- - - -	80
Impedance	- - - -	66,000 ohms.

Maintain their full emission throughout life.

Price **25/-** Each

EDISWAN VALVES



THE EDISON SWAN ELECTRIC CO. LTD., 123-5, QUEEN VICTORIA ST., LONDON, E.C.4.

1/4.

MANUFACTURERS OF THE WORLD'S FIRST RADIO VALVES

Mention of "The Wireless World," when writing to advertisers, will ensure prompt attention.

A2

Reliable Resistances result in Rich Reception

The most perfect form of Coupling between Stages

Lowest in Cost due to 'Met-Vick' Moulded Resistances




MET-VICK COUPLING UNITS

complete for

5/-

The results obtained from Met-Vick Skeleton Resistance Units cannot be improved upon, even by using expensive wire-wound resistances. The values of the components have been carefully calculated to give maximum amplification per stage and as moulded resistances and leaks are used, their values are retained indefinitely and they are noiseless in operation. List MS 4761



Met-Vick Skeleton Resistance Coupling Units for Mains Operation with Met-Vick A.C. Valves :—
 Anode Resistance 200,000 ohms }
 Grid Leak 1 megohm } **5/-**
 Coupling Condenser '005 mfd. }

Similar for Battery Operation :—
 Anode Resistance 400,000 ohms }
 Grid Leak 3 megohm } **5/-**
 Coupling Condenser '005 mfd. }

Extra for Moulded Base . . . 1/3


MET-VICK DETECTOR UNITS

complete for

2/6

The use of moulded resistances in 'Met-Vick' Skeleton Detector Units, ensure freedom from 'rushing' noises often experienced with surface deposit leaks. Both the condenser and the grid leak components retain their original values, quite unaffected by climatic or other variable conditions.

List MS 4761.



Met-Vick Skeleton Detector Unit for Mains Operation :—

Grid Condenser '0003 mfd. . . } **2/6**
 Grid Leak 1/2 megohm . . . }

Similar for Battery Operation :—

Grid Condenser '0003 mfd. . . } **2/6**
 Grid Leak 2 megohms . . . }

Extra for Moulded Base . . . 1/3

MET-VICK MOULDED RESISTANCES

Anode & Grid Leak for

1/2

Similar to those embodied in the Coupling and Detector Units 'Met-Vick' Moulded Resistances are available as separate components. They are chemically inert, the entire material being the actual resistance element. They
 1. Carry heavy currents 5-10 milliamps without becoming noisy.
 2. retain their values
 3. Are non-inductive. They are ideal and inexpensive.

List MS 4760



Anode Resistances :—
 100,000 ohms 1/2
 250,000 " 1/2
 500,000 " 1/2

Eliminator Resistances :—
 25,000 ohms 1/2
 50,000 " 1/2

Grid Leaks :—
 1 megohm 1/2
 2 megohms 1/2
 3 " 1/2

Clips for mounting 1/3

MET-VICK Components, Valves and Sets

Metro-Vick Supplies Ltd., 155 Charing Cross Road, London, W.C.2



Weston sets the world's standard



Model 506 Fin Jack Voltmeter with High Range Stand, Measures High and Low Tension Voltages.

Price £2. 10. 0

The Weston free booklet "Radio Control" explains the uses of this and other Weston Radio Instruments. Write for your copy.




Model 506 Mil-Ammeter should be placed in the H.T. circuit of the valve to ensure correct operation and check distortion. Panel mounting type.

Prices
£1.15.0—£2.15.0

Model 506 Panel Voltmeters ensure permanent accuracy. With a high internal resistance of 125 ohms per volt, they make practically no load on the batteries. Neat and compact.

Prices
£1.15.0—£2.15.0



Model 489 Double Range D.C. Voltmeter is a necessary portable testing instrument for every radio enthusiast. It is of great use

in tracing circuit troubles. Made in various ranges with different sensitivities. Similar instrument for A.C. Model 528.

Prices £4.0.0—£7.15.0

WESTON ELECTRICAL INSTRUMENT CO. LTD.

15 GT. SAFFRON HILL, LONDON, E.C.1

Mention of "The Wireless World," when writing to advertisers, will ensure prompt attention

MAKE YOUR OWN CONE SPEAKER

The New Wonder "Nightingale"

CONE UNIT

Exactly as fitted to our Cabinet Cone Speaker. Guaranteed to give results equal to the most expensive Loud Speakers yet made. Full constructional details with each unit.

GRAMOPHONE ATTACHMENT

Reduced from 32/6 to 15/- solely as an advertisement for the famous Bullphone Nightingale Loud Speakers. Cobalt Magnet guaranteed for all time.


With 4-inch Diaphragm.

Instantly converts your own Gramophone into a full power Loud Speaker, giving a wealth of pure undistorted volume which must be heard to be believed.



15/- each

SATISFACTION GUARANTEED or money refunded



BUY ON EASY TERMS

5/- Secures this Speaker

50/- DE LUXE cash or 5/- deposit and 11 monthly payments of 5/-

23 ins. high, with 14-inch Bell. Mahogany finished, with plate-arm and stand



5/- Secures this Speaker



BAKELITE Sound Conduit & Tone Arm

26" HIGH Bell Mouth 14" FINISHED MAHOGANY

NIGHTINGALE CONCERT SUPREME SUPER

Guaranteed free from metallic resonance.

60/- Cash, or EASY TERMS 5/- deposit and 12 monthly payments of 5/-

Send Deposit NOW!

Obtainable from your Local Dealer or direct from :-

BULLPHONE LIMITED

38. HOLYWELL LANE, LONDON

E.C.2.

NIGHTINGALE SPEAKERS

NOW! PHILIPS 2 VALVE ALL ELECTRIC



Employs latest Steep-Slope and Pentode A.C. Valves . . . gives choice of programmes from local and high power stations . . . will operate moving coil speaker . . . tunes from 200 to 2,000 metres . . . simple control . . . selective . . . gramophone pick-up facilities. No batteries . . . no accumulators . . . no trouble.

TYPE 2515.

Supplied complete with all valves and connecting leads.

Write for leaflets.

£12"10
COMPLETE
for A C Mains

PHILIPS

for Radio

YOUR A.C. MAINS

WILL PROVIDE YOU WITH THE CHEAPEST AND MOST RELIABLE SUPPLY OF HIGH TENSION CURRENT FOR YOUR SET.

A 24 page book entitled "The All Metal Way" showing how this can be done by the aid of a .

WESTINGHOUSE

METAL RECTIFIER

will be sent on receipt of your name and address and 1d. stamp.

The unit is a dry metal rectifier using neither valve nor electrolyte, and having no moving parts, and when incorporated in one of the circuits shown in the book, will provide the constant and unvarying high-tension supply essential to true and trouble-free radio reception.

Send for a copy to-day.



METAL RECTIFIER
TYPE H.T.1

for incorporation in H.T. Battery charger or eliminator. Output 200 volts D.C. 100 m.a.

The Westinghouse Brake &
Saxby Signal Co. Ltd.,
82, York Road, King's Cross, London, N.1.

BELLING-LEE TERMINALS

*The name does not rotate
The head does not come off
They are Bakelite insulated
They are made with thirty
six different engravings*



From any
Wireless Dealer
6d.

Other Types
4½d. & 3d.

Advt. of BELLING & LEE Ltd., Queensway Works, Ponders End, Middlesex.

VIBROLDER

The most modern valve holder—in a word VIBROLDER—that is what you want in your set this season.

The Benjamin Vibrolder is absolutely shock-proof, the valve leg contacts are self-aligning; terminals are provided for ease of wiring and the overall size of the moulding is only 1¼" x 1¼".

Price 1'6

Due to its great popularity the original Benjamin model is still retained.
Price 2/-



1,500,000
BENJAMIN
VALVE HOLDERS
have already
been sold

BENJAMIN
ELECTRIC LIMITED,
BRANTWOOD WORKS,
TOTTENHAM, LONDON, N.17

Mention of "The Wireless World," when writing to advertisers, will ensure prompt attention

"CLARKE'S" "ATLAS"

BATTERY ELIMINATORS

The Supreme Units for Performance and Durability.

MODELS TO SUIT EVERY NEED AND PURSE.



MODEL A.C.18

particularly suitable for the *Cosmor Melody Maker* and *Mullard Master Three Sets*. For A.C. 200/250 volts, 30/120 cycles. Max. Output on Half-wave Rectification 15 m/A.; 20/25 m/A. on Full-wave Rectification. Price £4 17s. 6d., including one Half-wave Rectifying Valve and Royalty. 7/6 extra for Full-wave Rectifying Valve

THE ever-increasing demand for Clarke's "ATLAS" Battery Eliminators is proof of the success in working and thoroughness in manufacture of these instruments. Every model is British to the last screw—backed by the "ATLAS" Guarantee—and incorporates the Series Anode Feed System, first used by us years ago. All Hum from Mains and Motor Boating is obviated.

The instruments fully comply with the Institute of Electrical Engineers Regulations, and every thought has been given to ensure safety. A flick of the switch ensures Perfect and Unfailing Current to your set.

The Ideal Xmas Gift for yourself or Radio friends.



MODEL D.C.18

for Direct Current 200/250 volts. A Popular Model guaranteed to work any three-valve and serve most four-valve sets. Maximum Output 15 m/A. Price £1 17s. 6d.



MODEL A.C.56

for Alternating Current 200/250 volts, 30/120 cycles. Suitable for one- to seven-valve sets. **NO VALVES TO BURN OUT**—a Westinghouse Patent Metal Rectifier being incorporated. Maximum Output 50 m/A. Price £8 15s., including Royalty.



"CLARKE'S" "ATLAS"

NEW L.T. SUPPLY UNIT.

THE latest model in L.T. Supply Units (illustrated above) represents the last word in ensuring perfect and continuous L.T. Current to your set. This model is suitable only for Alternating Current Mains, 200/250 volts, 30/120 cycles. It is universally adaptable to any receiving set without alteration to existing wiring.

There are No Chargers, No Floating Batteries, No Liquids, No Hum, No Moving Parts—it is Bone Dry and Foolproof. For 2-, 4-, 6-volt Valves up to 1 amp. Price £10 10s. 0d. For 2-, 4-, 6-volt Valves up to 2 amp. Price £12 12s. 0d. Send now to the Sole Manufacturers for Eliminator Brochure No. 32 and L.T. Unit Leaflet No. 36, post free.

H. CLARKE & CO. (M/CR) LTD.

"ATLAS" WORKS,
OLD TRAFFORD, MANCHESTER.



MODEL D.C.10

for Direct Current 200/250 volts. A thoroughly efficient and refined model, giving one variable tapping of 0/100 volts and a Fixed Tapping of 120 volts. Maximum Output 20 m/A. Price £3 15s.



MODEL A.C.36

for Alternating Current 200/250 volts, 30/120 cycles. Provides one fixed tapping of 300 volts maximum with two additional variable tappings of 0/180 volts. Maximum Output 60 m/A. Price, including Two Rectifying Valves and Royalty, £12 12s. 6d.



MODEL D.C.50

for Direct Current 200/250 volts. A Super-model designed for Receivers requiring large output current. Has two variable tappings of 0/180 volts each and two Fixed Tappings, of which one is 120 volts and the other, which is for the output, 200 volts. Gives varying outputs from 20 to 60 m/A. Price £7 15s.

EVERYTHING **The G.E.C.** ELECTRICAL
your guarantee

**Behind the best
Sets for H.T. and
L.T. Supply**

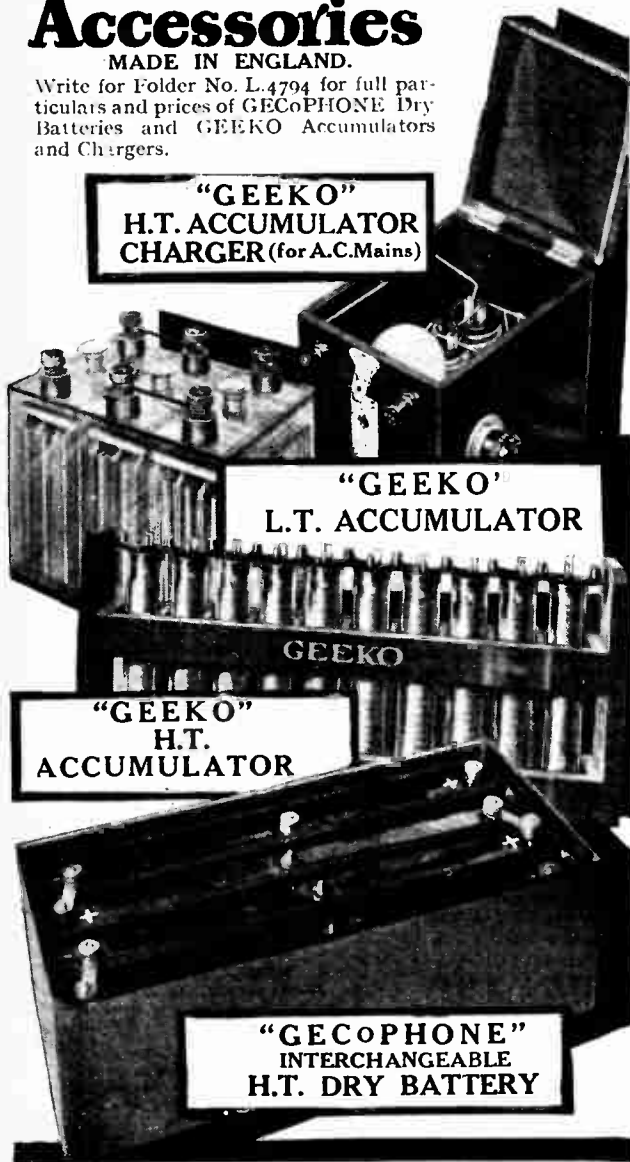
GECOPHONE
REGISTERED TRADE MARK

and **"GEEKO"**
Accessories

MADE IN ENGLAND.

Write for Folder No. L.4794 for full particulars and prices of GECOPHONE Dry Batteries and GEEKO Accumulators and Chargers.

"GEEKO"
**H.T. ACCUMULATOR
CHARGER (for A.C. Mains)**



"GEEKO"
L.T. ACCUMULATOR

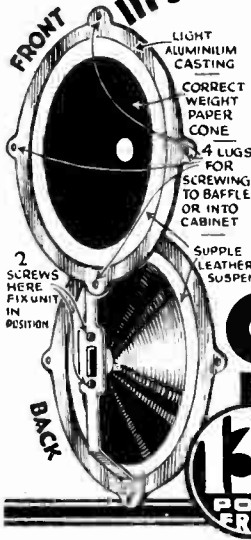
"GEEKO"
**H.T.
ACCUMULATOR**

"GECOPHONE"
**INTERCHANGEABLE
H.T. DRY BATTERY**

Advt. of The General Electric Co., Ltd., Magnet House, Kingsway, London, W.C.2.

Mention of "The Wireless World" when writing to advertisers, will ensure prompt attention.

BLUE-SPOT USERS!!
Get the Floating Cone that
makes a perfect Loud Speaker
in 5 minutes - TO-DAY!



Here's the efficient, completely assembled Floating Cone that Blue-Spot users have always wanted. Simply two screws and the unit is in place—and the whole ready to screw on to a baffle board or into a cabinet, making a first-class loud speaker that will reproduce with fascinating realism at infinitesimal cost.

A sound job, too—perfectly assembled—light aluminium casting, correct weight paper cone, supple leather suspension, post paid and ready for fixing at once.

**GILMAN'S
FLOATING CONE**

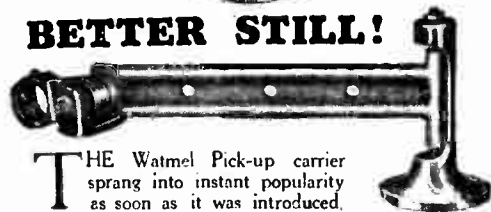
Send P.O. for 1/7- to-day to Manufacturers:
**J. S. Gilman, Portland House,
73, Basinghall St., E.C.2.**
Orders in strict rotation. "Blue-Spot" unit (adjustable type 66K) supplied at 25/- extra if desired.



OR FROM YOUR DEALER.



BETTER STILL!



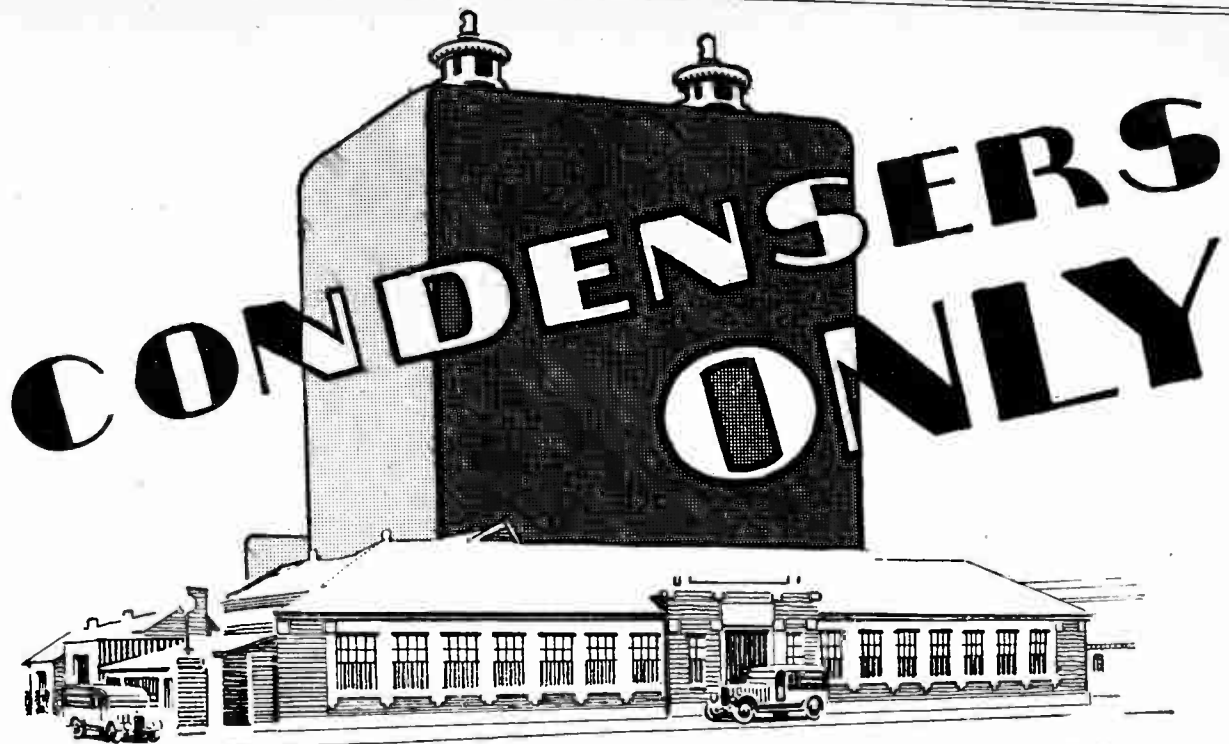
THE Watmel Pick-up carrier sprang into instant popularity as soon as it was introduced, because everyone realised that it affords that accurate tracking of the needle so essential for pick-up reproduction, and yet so lacking in ordinary loose-fitting tone arms. We have now produced an even better model, finished in highly polished aluminium. All points are ball and cone, easy moving, free from play. A special tracking template is supplied with each carrier, making accurate fitting to your gramophone simple and certain. Ask your dealer to show you one.

7'6

Write for our illustrated and fully descriptive leaflet—it's free.

Watmel

WATMEL WIRELESS CO., LTD.
IMPERIAL WORKS, HIGH STREET, EDGWARE.
Telephone: Edgware 0323.



**FOR
22 YEARS**

In the fourth year of the last King's reign, the first T.C.C. Condenser was made. Nearly a quarter of a century has since passed and in all those years, T.C.C. have made nothing else but condensers. Millions of them—of all sorts, shapes and sizes—the familiar green Wireless condensers that weigh but 2 ounces to big power condensers of over 4 tons. T.C.C. has never divided its energy. All the time it has concentrated on condensers. The result is that when

Radio constructors think of condensers they think of T.C.C. When, too, the British Admiralty, the G.P.O. and the Cable Companies of the world want condensers they come to T.C.C.

For the years of unflagging endeavour and research that are behind every T.C.C. Condenser have caused the letters on its case to be regarded as the very hall-mark of accuracy and dependability. You need know no more about Condensers than T.C.C. Specify them in your Set and be sure.

**TAKE NO RISKS -
SAY T.C.C.**


Adv. Telegraph Condenser Co., Ltd., Wales Farm Road, N. Acton, W.3.

▲9 Advertisements for "The Wireless World" are only accepted from firms we believe to be thoroughly reliable.


 6602

Two 1ST Prizes
One 2ND Prize
One 3RD Prize

These successes—gained at the Radio Exhibition at Manchester—are further proof of the superiority of R.I. & Varley components, and of their great popularity with the public.



Bi-duplex wire-wound Multicellular H.F. Choke
 9/6



The new Aperiodic Tuner
 25/-



Straight Line Super Transformer
 25/-



THE MARK OF BETTER RADIO

Varley

Kingsway House, 103, Kingsway, W.C.2. Phone: Holborn 5303.

Mention of "The Wireless World," when writing to advertisers, will ensure prompt attention.

Centralab
 CENTRAL RADIO LABORATORIES

VOLUME CONTROLS FOR THE W.W. MEGAVOX



Centralab volume Controls have a patented rocking disc contact that positively eliminates all wear on resistance material thus ensuring long life and perfectly smooth and noiseless action.

Centralab controls have won favour with all users and are specified for use in the MEGAVOX RECEIVER described in this Magazine.

Centralab Modulators and Volume Controls are available in the following resistance ranges:


POTENTIOMETERS.		MODULATORS.	
Type P. 111	2,000 ohms.	Type M. 250	250,000 ohms.
" P. 112	10,000 "	" M. 500	500,000 "
" P. 050	50,000 "		All models 10/6 each.
" P. 110	100,000 "		

Write for the Centralab Circuit Booklet. Also particulars of Centralab Power Rheostats, Modulator Plugs, etc.

THE ROTHERMEL CORPORATION

24-26, Maddox St., LONDON. LTD.

Telephones: Mafair 0578-9, 4286. Grams: Rothermel, Wesdo, London.



Loewe Radio Resistances never vary. They eliminate cracking noises and "false fading." Current up to 10 watt carried without appreciable heating or change of resistance value. Elements independent of applied voltage. Perfectly homogeneous. Values available from 10,000 ohms to 10 megohms. Retail price 2/6


Loewe Radio Condensers safeguard against losses. Dielectric value 20,000 megohms. Tested under potential of 400 volts A.C. Values available from .0002 M.F. to .005 M.F.

Retail price, .0002 to .001 M.F. 1/3
 .002 to .005 M.F. 1/6

RESISTANCES & CONDENSERS

THE LOEWE RADIO COMPANY, LTD.,
 4 Fountayne Road, Tottenham, London, N.15.
 Phone: Tottenham 3911/2.

Use



**LOTUS
COMPONENTS**

**IN YOUR
MULLARD
MASTER 3
STAR
COSSOR
MELODY MAKER
AND ANY
OTHER
CIRCUIT**

*For your set choose—
Lotus Dual Wave Coil, 16/6;
Lotus Vernier Dial, 4/9; Lotus
Variable Condensers, from
5/-; Lotus Buoyancy Valve
Holders, 1/3 to 1/9; Lotus
Jacks, Switches and Plugs;
Coil Holders, Single Coil
Holders; Lotus Remote Con-
trol for reception in every
room from any type of set.
From all Radio Dealers*

Garnett, Whiteley & Co. Ltd., Broadgreen Road, Liverpool

THE 100% Broadcast Receiver

BUILD and OPERATE in ONE EVENING

FORMO
"Screened 3 Grid"

Obtain a Broadsheet from your dealer and read why you should—
Completely Screen the Grid



Send post card for FREE FULL-SIZE LAYOUT PLAN and wiring instructions.
THE FORMO CO.
Crown Works, Cricklewood Lane, N.W.2

Ask your dealer for

"HARBROS" EASYFIX

the patent

CAPACITY REDUCING FLEX

For Loud Speaker Extensions

One dozen yards sample packet with fixing pins - - - 3/9

If your dealer is out of stock, send direct to:

HART BROS. ELECTRICAL MANUFACTURING CO., LTD.,
QUEENSWAY, PONDERS END, MIDDX.

Traders, Send for Showcards and Prices

"HARBROS"
the perfect extension flex.

SHEER VALVE VALUE



If you can buy a valve that gives you the same service for the same length of time as a valve costing treble the money, it is obvious economy. A Frelat Valve costs 6/6. It has a short price . . . but a long life. It means *cheaper* as well as better radio. It means cutting valve costs by one-third. It is not coming to you without a good reputation. The Frelat is famous

already. And there are six types all costing the same price . . . all capable of the same trustworthy performance. We could continue telling you about Frelat Valves, but that would not be doing them full justice. We want you to test them in your set . . . give them a chance to show what a really low-priced valve can do.

6 TYPES 6/6
1 PRICE 6/6

207 G 2v. .07	General Purpose
407 C 4v. .07	" "
210 NP 2v. .1	Power
410 NP 4v. .1	" "
207 RH 2v. .07	R.C. and H.F.
407 RH 4v. .07	" "

Frelat

DARK EMITTER

Valves

N. V. Frelat, Amsterdam, Keizersgracht 77.
IMPORTERS:—Samden Wireless Co., Ltd., 102/4, Shudehill, Manchester; Continental Radio Import Co. Ltd., 8, Spital Square, Bishopsgate, E.1.

SELS



THE FAMOUS ORIGINAL BECOL LOW LOSS FORMER.

GOLD MEDAL AND FIRST FOUR PRIZES.

Made in sizes 1" up to 4" outside diameters, in lengths up to 36"

Look for Trade Mark and refuse imitations.

THE PINLESS FORMER & BASE. Foolproof. Either 4 or 6 contact.

Send for copy of Becol Handbook on Wireless Circuits, general data and illustrations of coil windings. Price 4d. Post Free.

THE BRITISH EBONITE CO., Ltd., Hanwell, London, W.7.


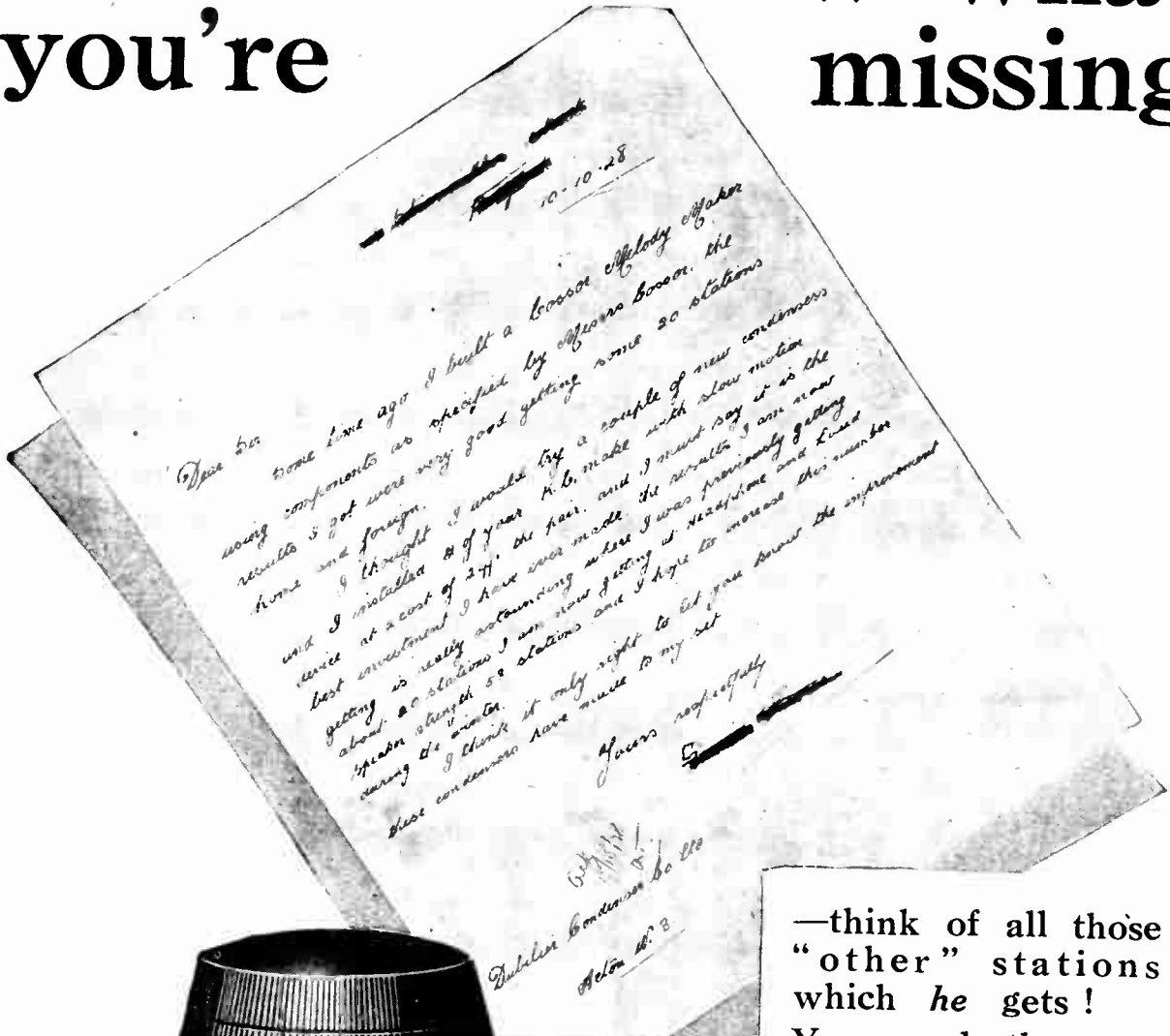
The manufacturers of

"Croïd"

wish all their friends the Compliments of the Season

The Improved Liquid Glues Co., Ltd.,
Imperial House, Kingsway, London, W.C.2

You don't know what you're missing




—think of all those "other" stations which he gets!

You can do the same —fit

DUBILIER K.C. CONDENSERS

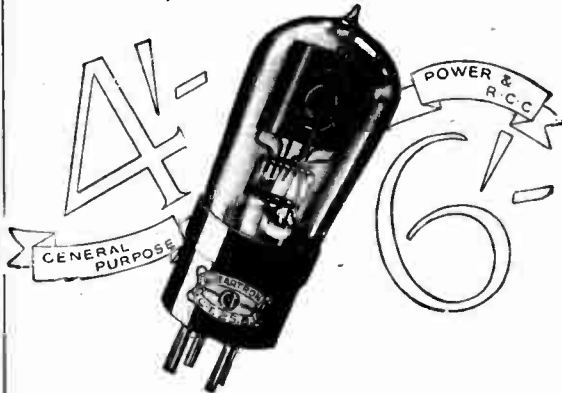
With Knob, Dial and Slow- Motion device, ·0003 or ·0005	PRICE 12' -	Without Knob, Dial or Slow- Motion device, ·0003 or ·0005	PRICE 8' -
--	-----------------------	--	----------------------

If unobtainable from your dealer, write direct to us giving his name and address.



Sole Agent, of Dubilier Condenser Co. (1925) Ltd., Ducon Works, North Acton, W. 3.

AN APOLOGY that speaks Volumes



Within the last few weeks the demand for every type of Cleartron Valve has been so huge that although we have worked day and night it has been impossible to fulfil all the orders received.

Now new machinery has been installed and enlarged premises are in use, and all orders can be promptly filled.

But we desire to apologise to those customers and their dealers who have been inconvenienced by a delay that was entirely unforeseeable. We realise the annoyance they must have suffered, but we ask them to believe that we did our very utmost to cope with a most amazing situation.

Nobody could have prophesied the immense national demand for Cleartrons; a demand that is the best possible tribute to the quality and performance of these inexpensive British Valves.

Ask your dealer for them now and he should be able to fulfil all your requirements.


CLEARTRON ALL-BRITISH VALVES

The Choice of Millions

CLEARTRON (1927) LTD.,
21, Cumberland St., Birmingham.

London Office:—Fetter House, 54-55, Fetter Lane, E.C.4.
Phone: Central 8062.

Sole Scottish Distributors:—The Clydesdale Supply Co. (1922), Ltd.,
2, Bridge St., Glasgow. Northern Ireland: Robert Patterson & Sons,
Ltd., 13, Bridge St., Belfast.



A MASTER TRANSFORMER

at a Reasonable Price—
and with a 12 months
Unconditional
Guarantee.

OK Supreme

Supplied in 3 ratios—
3-1, 4-1, and 5-1.

SIZE
3" x 3" x 2 1/2"
WEIGHS
NEARLY
30 ozs.


**ALL
BRITISH**

A Power Transformer without a fault. Tried and Tested at several stages of manufacture. Very high amplification factor which is constant over a wide range of audio frequencies. Try it in your set; it will make a big improvement. Infinitely superior to any foreign transformer, we show our confidence in its high-class quality and construction by backing it with a 12 months unconditional guarantee.

From your Dealer
or direct from

Send for List
of Condensers,
Plugs, Terminals,
and other keen
priced Accessories.

12' 6
EACH




33, Long Millgate, MANCHESTER.

Telephone: City 9348 (2 lines).

Telegrams: Toubkin, Manchester.

50, Howard St., Glasgow, and at 130, High Holborn, London, W.C.1.

Are you a Mains User? The 'CLIX' Power Plug & Socket



(Pro. Patent)

Power Plug, complete with Insulator ... 2 1/2 d. | Power Socket, complete with wiring slot and one lock-out ... 2d.
Socket Insulating Bush ... 1 1/2 d.

Power Plug & Socket 6D
complete with Socket Insulating Bush

CLIX COIL PINS

AN ALL PURPOSE FITMENT "Clix" Coil Pins can be used for giving perfect and sure contact wherever standard valve sockets or 1/8" sockets are employed; such as for Coil Holders, Wall Plugs, Multi Plugs and connectors generally. Ideal for "home constructors."

PRICE 2d. EACH.
Complete with two nuts.

Our new Catalogue contains details and illustrations of all the "Clix" aids to perfect contact, eight of which can be seen in the Showcase on your Dealer's counter.



LECTRO LINX, LTD.,
254, Vauxhall Bridge Rd., Westminster, S.W.1.

YOU DON'T KNOW HOW GOOD A LOUD SPEAKER CAN BE . . .




—until you've heard these three BURNDEPT instruments. Whatever your personal preference, whatever you expect and demand of a loud speaker, one of these BURNDEPT models will win your fullest approval. Ask your radio dealer to let you hear them all!

**THE
ETHOVOX**



Many enthusiasts still prefer the horn-type speaker—merely a question of tonal “palate”—and for those who want a really magnificent model, and a remarkably inexpensive one, the Ethovox is pre-eminent. Experience and popular approval have shown that this speaker cannot be improved upon, and it therefore has remained unchanged in design—even although it is one of the oldest speakers in existence. Its tone is beautiful and mellow; its volume excellent. You should certainly hear the Ethovox—the “speaker” that needs no announcing! **Price £3**

THE CABINET CONE




One of the most compact cone loud speakers ever designed. Incorporating a 12 in. cone loud speaker, the Cabinet Cone gives exceptional volume, together with an unsurpassable quality of tone. If you prefer a cone-type loud speaker the Cabinet Cone is waiting to give you a very delightful surprise!

Price (Standard Model) £3, in Oak or Mahogany.

De Luxe Model, with erinoid finish (in Tortoiseshell, Silver, Bronze, Marble, Mottle, etc.) **Price £3/10/0**

THE CABINET BAFFLE



This is a very neat cabinet, in hand-polished mahogany or oak, containing a B.T.H. Rice-Kellogg Loud Speaker, 6 or 100/110 or 200/240-volt field winding, or Magnavox type R4 6-volt field winding. “The speaker extraordinary.” **Price £10/10/0**

BURNDEPT

WIRELESS (1928) LIMITED,

BLACKHEATH, LONDON, S.E.3

Showrooms: 15 Bedford Street, STRAND, W.C.2

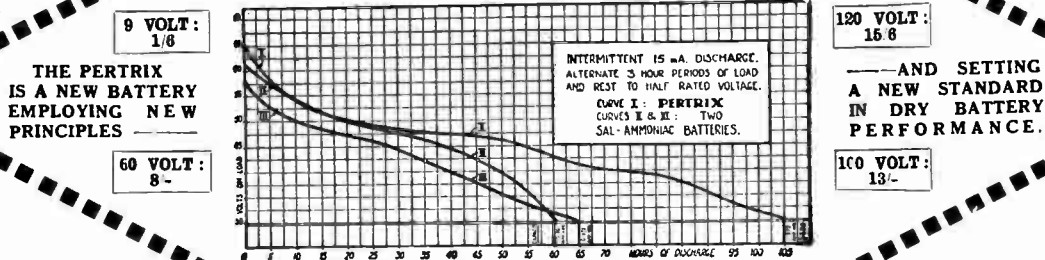
BURNDEPT RECEIVERS CAN
BE OBTAINED ON HIRE PUR-
CHASE TERMS. WRITE FOR
PARTICULARS.

PERTRIX

IT'S PERFORMANCE THAT COUNTS!

THE CURVE BELOW GIVES A COMPARISON BETWEEN TWO ORDINARY SAL-AMMONIAC BATTERIES AND A PERTRIX PATENT LONG LIFE DRY BATTERY.

The much better result given by the PERTRIX is due to the elimination of loss of energy whilst the battery is idle.



THE PERTRIX IS A NEW BATTERY EMPLOYING NEW PRINCIPLES

— AND SETTING A NEW STANDARD IN DRY BATTERY PERFORMANCE.

WRITE FOR LIST "P3," GIVING FULL DETAILS, FREE ON REQUEST

from
A.F.A. ACCUMULATORS LTD.,
120, TOTTENHAM COURT
ROAD,
LONDON,
W.1.

A GIFT THAT IS SURE TO PLEASE



THE BRITANNIA MOVING COIL LOUD SPEAKER

Can you think of a more acceptable or more useful gift? The lucky receiver will bless you every time he switches on and hears its wonderful purity and truthful reproduction.


- Special Features—**
THE MAGNET.—Special Dynamo Steel. Intense Field. Minimum Leakage. Takes 1/2 amp at 6 volts.
THE DIAPHRAGM.—Unique. High Sensitivity. No 'Muffle' or 'Edge.' Minimum 'Focussing.'
MOVING COIL.—Precision wound. High Sensitivity.
SUSPENSION SYSTEM.—Special leather. Full diaphragm movement. Allows full 'Bass' without variation of centering adjustment.
FINISH.—Metal parts artistically finished in black cellulose.

A demonstration can be arranged on your own set by dropping a post-card to our London address, 16, Boscombe Road, London, S.W.17.

ATTRACTIVE TERMS TO THE TRADE.

BRITANNIA REPRODUCERS Ltd.
Furnival Road, Sheffield.


Phone 21153.



MODEL "A"

PRICES.
Model A.
 £4 - 17 - 6
 (completely assembled ready for use.
 With Oak Cabinet
 £2 - 2 - 0
 Extra.
 With Mahogany Cabinet
 £2 - 7 - 6
 Extra.

For the Home Constructor.
 Complete set of parts ready for assembling, including diaphragm cut to size and magnet assembled, with full instructions
 £4 - 7 - 0



MODEL A
in Oak or Mahogany Cabinet.

Mention of "The Wireless World," when writing to advertisers, will ensure prompt attention.



"TENACIOUS COATING"

means

*Extra Quality
without
Extra
Cost*

THESE
4 POINTS
ARE WORTH
HAVING AT
NO EXTRA COST

1. Altogether purer tone.
2. A more abundant volume with distortion eliminated.
3. "Background noises" will have ceased.
4. Foreign stations will be more easily tuned in and seem perceptibly nearer.

Osram Valves

with the

"TENACIOUS COATING"

MADE IN
ENGLAND

Sold by all
Wireless Dealers.




OSRAM VALVES are the valves with "Tenacious Coating," the secret of purity and maximum power throughout an abnormally long life.

Advt of The General Electric Co Ltd, Magnet House, Kingsway, London, W.C.2

THIS CHRISTMAS!



GIVE THE FAMILY A COSSOR "Melody Maker"



... give them hours and hours of happy entertainment plays songs dance music vaudeville endless amusement all through the holidays and all next year too! If your local programme does not appeal to you, at the mere turn of a dial the Cossor Melody Maker will cut out its overpowering transmission like magic and bring you superb Radio music from Madrid from Paris from Rome from Berlioz practically all Europe. Yet this amazing Receiver costs only £7.15.0. You can assemble it yourself without soldering a single wire without drilling a single hole and you need know nothing about Wireless it's as simple as Meccano. 90 minutes after you start assembly you will be able to tune in Toulouse Langenberg Vienna wherever your fancy dictates. Get full details of this wonderful Set from your dealer or use the coupon now.

£7-15s.

price includes the three Cossor Valves, the handsome cabinet and even the simple tools—everything necessary to assemble this amazing Receiver.

**Fill in this
Coupon
NOW**

Please send me free of charge a Constructor Envelope which tells me how I can build the Cossor Melody Maker in 90 minutes.

Name.....
Address.....
.....
.....
W.W. 5/12/23

**Will give them many
happy hours this Christmas
and every day next year as well**

A. C. Cossor Ltd., Melody Department, Highbury Grove, London, N5

Mention of "The Wireless World," when writing to advertisers, will ensure prompt attention.

6578 

A18

The Wireless World

AND
RADIO REVIEW
(16th Year of Publication)

No. 484.

WEDNESDAY, DECEMBER 5TH, 1928.

VOL. XXIII. No. 23.

Editor: HUGH S. POCKOCK.
Assistant Editor: F. H. HAYNES.
Editorial Offices: 116-117, FLEET STREET, LONDON, E.C.4
Editorial Telephone: City 9472 (5 lines).
Advertising and Publishing Offices:
DORSET HOUSE, TUDOR STREET, LONDON, E.C.4.
 Telephone: City 2847 (13 lines). Telegrams: Ethaworld, Fleet, London."
COVENTRY: Hertford Street.
 Telegrams: "Cyclist, Coventry." Telephone: 5210 Coventry.
BIRMINGHAM: Guildhall Buildings, Navigation Street.
 Telegrams: "Autopress, Birmingham." Telephone: 2970 and 2971 Midland.
MANCHESTER: 260, Deansgate.
 Telegrams: "Hilffo, Manchester." Telephone: 8970 City (4 lines).
PUBLISHED WEEKLY.
Subscription Rates: Home, 17s. 4d.; Canada, 17s. 4d.;
 other countries abroad, 19s. 6d. per annum.
 Entered as Second Class Matter at New York, N.Y.
As many of the circuits and apparatus described in these pages are covered by patents, readers are advised, before making use of them, to satisfy themselves that they would not be infringing patents.

CONTENTS OF THIS ISSUE.		PAGE
EDITORIAL VIEWS	..	751
AN HOUR WITH A PICTURE RECEIVER. BY "EMPIRICIST"	..	752
A.C. GRAMOPHONE AMPLIFIER. BY N. P. VINCER-MINTER	..	755
PROGRAMMES FROM ABROAD..	..	761
CURRENT TOPICS	..	765
VALVES WE HAVE TESTED. COSSOR S.G. 220	..	767
A SAFE H.T. SUPPLY	..	768
USEFUL DATA CHARTS (Nos. 18 AND 18A)	..	769
BROADCAST BREVITIES	..	772
NEW APPARATUS	..	774
BROADCAST RECEIVERS. GRAVES "VULCAN" TWO	..	778
LETTERS TO THE EDITOR	..	777
READERS' PROBLEMS	778

ALLOCATION OF WAVELENGTHS FOR BROADCASTING.

WHEN broadcasting in Europe started there was practically no machinery of any kind in operation to control, internationally, the choice of wavebands used by the different countries. At first this mattered very little, for in the wavebands available there was plenty of room for a limited number of stations to work, but as more and more stations were put up the question of mutual interference began to take definite shape as one of the most difficult problems requiring to be settled by mutual agreement if broadcasting throughout Europe was to be developed on harmonious lines.

It is not proposed here to offer another to a number of tentative solutions of the difficulty which have already been put forward by those whose business it is to study the problem, but in order that the difficulties may be realised it is, perhaps, of interest to consider what factors must be regarded as governing any general agreement which may be reached as a development of the present basis which was agreed at Geneva as providing a provisional solution. It has been generally conceded

that area and population of a country must be the principal factors in deciding upon the power and number of broadcasting stations to which that country is entitled. Then the geographical distribution of the country and a consideration of whether the area over which the transmissions are to be made is mountainous or otherwise, must be taken into account, and it has even been suggested that these factors can be so combined as to provide a simple formula from which the rights of every country can be appraised, and that such a formula will also permit of countries having the choice of a few high-powered stations or many low-powered ones, without upsetting the principle.

Thus far it might be possible to distribute stations without serious difficulties were it not for the fact that we have to consider, in addition, the relative efficiencies of various wavelengths for the purpose of broadcasting. The shorter wavelengths of the normal broadcast band, whilst enabling more stations to be accommodated, are by no means popular because they have not proved to be particularly suitable for the purpose, largely on account of fading. Wavelengths of a higher order, found most suitable for broadcasting purposes, are not sufficiently numerous to be allotted to all countries, although every country may covet them, and when the use of the long wavelengths is considered the difficulty immediately arises that it is not possible to accommodate more than half a dozen or so in Europe without mutual interference, so that here another factor arises which has to be taken into consideration in our formula, and is dependent on the relative efficiencies of different wavelengths for broadcasting purposes.

We have not yet completed the recital of the difficulties, for another consideration has recently been put forward as claiming the attention of those responsible for the distribution of stations. It is that the present system of giving satisfactory broadcast service to urban populations has had the result of neglecting rural communities, and is both unsatisfactory and unfair; it has been put forward by way of argument that the town-dweller already has at his disposal a surfeit of the amenities of civilisation and that his need for broadcast entertainment is far less than that of those who, on account of their location, find broadcasting an important and, perhaps, their sole form of entertainment and contact with the civilised world. Broadcasting means very much more to the isolated units of society than it does to others more favourably situated as far as intercourse with their fellows is concerned, but whether this can be taken into account to the extent of considering it as a prime factor in the distribution of stations has yet to be decided.



An Account of Broadcast Picture Reception with the Fultograph.

By "EMPIRICIST."

THE writer, perhaps as a favoured applicant, has just secured a picture-receiving outfit from the first batch of Fultograph machines to become available. The outfit comprises the picture-receiving machine, the rectifying panel with milliammeter and relay, a P.M.4DX valve, connecting leads and plugs, a quantity of picture-receiving paper, and a bottle of sensitising solution. Being identical in its design and operation to the instrument recently described in these pages,¹ no special instructions were sought from the manufacturers. After more than two years' contact with experimental picture reception little novelty attached to the inception of this new machine. It was not to be appreciated merely as a sensation, but rather by the merit of the results secured.

It is doubtful if many listeners are aware that the B.B.C. are regularly transmitting pictures by the Fultograph system, or if they are so informed, at what hour these transmissions are made. Details of the picture broadcasts are not to be found in the programmes published in the B.B.C. official organ or the columns of the daily Press. These "secret" transmissions are made daily from Daventry 5XX at 2 p.m. Listeners finding this hour inconvenient may have hopes of a week-end midday transmission, but will find that Sundays are excepted. Fortunately, an evening transmission is made up by certain of the Continental stations.

Selectivity an Essential.

On the day on which the first tests were made with the new machine the writer had the opportunity of testing its performance on the inaugural picture transmissions from Konigswusterhausen, which, by the way, uses the Fultograph system. Thus, its pictures can be

received on the apparatus available in this country. A very real difficulty was met with in that the wavelength used is 1,649 metres, which almost breaks into the high note modulation of Daventry, and jamming is probable. Not very hopeful, therefore, were the prospects for the first night's test in which a picture transmission was to be received that is normally so completely obliterated by Daventry that its existence is practically unknown in this country.² In spite of these adverse conditions of range and selectivity, it is necessary to create a signal that will unfailingly actuate the relay. To use a frame aerial was, therefore, essential, and to this was coupled an H.F. amplifier, an H.L.610 anode bend detector and a single L.F. stage with a P625 valve. Critical manipulation of the frame, the tuning dials, and the volume control reduced the Daventry transmission to extinction so that a talk which was in progress from the German station was just audible on the loud speaker.

Operates with Weak Signals.

To connect up the picture machine was the work of a few minutes, as all the necessary leads are made up and terminated on multi-ended plugs. By throwing its switch to "on" it was noted that the modulated signals of the speech transmission produced an average current in the anode circuit of the additional rectifying valve well in excess of 5 mA., the full scale reading of its meter. It should be noted here that the P.M.4DX has a mutual conductance of approximately 2, which means that were there no resistance into anode circuit a current change of 2 mA. would be produced for every volt change applied to its grid. Actually the output valve of a receiving set may be handling a voltage swing of 30 or more peak volts, which multiplied by its amplification

¹ First published description of the Fultograph. *The Wireless World*, October 24th, 1928.

² Not to be confused with the Konigswusterhausen transmission on 1,250 metres.

An Hour with a Picture Receiver.—

factor, probably 5, as well as the ratio of the transformer fitted as an input to the rectifying valve of 6 to 1, gives rise to a current change enormously in excess of requirements. A mean current of some 3 mA. only is required to work the Fultograph, so that two-stage L.F. amplifiers are not wanted as an input, while the signal required to produce audibility from a loud speaker is much in excess of that required for picture reception. With any given combination of valves, therefore, a good picture can be received from a distant station whose signals are too weak for loud speaker reproduction. From these observations it is evident that a critical input is called for which, in turn, demands a good volume control. This control should preferably be independent of the tuning adjustments and might well be fitted to the rectifier panel.

As synchronising is effected by a momentary signal which restarts

among the interruptions composing the picture and the machine will run on unchecked.

After the warning "*Achtung! Achtung!*" from the German station a tuning note facilitated the adjustment of signal strength, during which period the moistened paper was prepared and clipped to the cylinder. Then came a period of silence, during which time the clockwork was released, rotation being held by the relay. Next a series of properly spaced synchronising dots let go the cylinder for three or four successive revolutions, indicating everything to be in order. Then followed the picture. On the first attempt, however, synchronising was almost immediately lost as a result of the relay being released by the "mush" that was brought in in a foolish endeavour to augment the signal strength. The effect was that a heavy marking occurred on the left-hand side of the picture.³ It is here suggested that a check-squared pattern $\frac{1}{8}$ in. in width on



(Left, No. 1) The dark vertical markings are due to interference from 5XX, which has a frequency difference of only 10 kC with Königswusterhausen.

(Above, No. 2) A less dense picture produced by a weaker signal and in which the Daventry interference has almost disappeared.

(Right, No. 3) A radio picture from Paris. The system employed has a different rate of traverse to that provided on the receiving machine, resulting in an elongation of the image.

the cylinder at each rotation, it is obvious that the machine must start in step or its automatic switching cams will not bring the relay into operation at the right moment preceding the transmission of the dot which on each revolution restores rotation. Thus, the cylinder must start right, and the procedure, until it becomes a habit, is a little tricky. To switch in the machine too early means that the relay will be actuated by the tail-end of the preceding announcement or tuning note. To switch in too late, that is after the picture has started, means that the synchronising signal will not be found

the edge of every picture would be reassuring to the user that his machine is running correctly, for the detail of the start of a picture usually affords very little clue. Picture No. 1 embodies the experience gained during the former reception, and the black lines which disfigure it are the record of high-pitched notes from the Daventry transmission.

For picture No. 2 signal strength was cut down far

³ Reproduced on page 727, *The Wireless World*, November 28th, 1928.

An Hour with a Picture Receiver.—

below the audibility point, and with no other clue than the picture itself there was a danger of picture reception fading out entirely, as evidenced by the lighter portion which is just discernible half-way across. A "line" image, being a readily readable penned announcement of greeting from Berlin, was the fourth picture transmitted.

Following a now routine procedure from picture to picture, another piece of paper was prepared with great haste and clipped in readiness on the cylinder, pending being set in rotation by an incoming signal. Konigs-wusterhausen had finished, however, yet a slight movement of the tuning dial set our picture receiver going on a transmission from another source. This time it was Radio Paris giving us a parallel transmission of its celebrities, but unfortunately the conditions at the transmitter did not quite correspond with those to which

our receiver was adjusted. As a result picture No. 3 is elongated. Synchronisation was intermittently lost during the recording of two subsequent pictures from the Paris station, the trouble being due to the slight unsuitability of their system. The pictures became marked, and are therefore not reproduced here, but there was no difficulty in identifying the notable personages they represented.

Now that there is an indication that picture-receiving machines are coming into more general use it is hoped that a British transmission, perhaps even on a normal broadcasting wavelength, may be arranged at a time reasonably convenient to the average listener. Quite a low power transmission could serve the whole of this country, and in order not to interrupt the normal service to listeners, may it be suggested that an all picture transmission from a low power station would do much to develop interest.

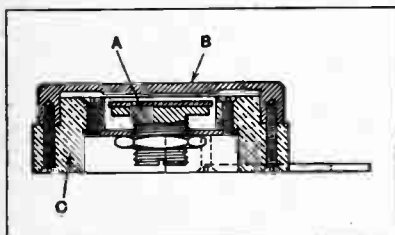
INVENTIONS OF WIRELESS INTEREST.

The following abstracts are prepared, with the permission of the Controller of H.M. Stationery Office, from Specifications obtainable at the Patent Office, 25, Southampton Buildings, London, W.C.2, price 1s. each.

Piezo Crystal Holder.
(No. 277,330.)

Convention date (U.S.A.): September 13th, 1926.

A crystal holder, especially suitable for mounting quartz and other piezo oscillators, consists of a central screw-



A protective holder for crystals.
(No. 277,330.)

adjusted electrode A surrounded and protected by a cup-shaped electrode B firmly screwed on to a support C of suitable insulating material. The crystal is mounted upon the central electrode A. The holder protects the crystal from dust and dirt, whilst the effect of temperature variations in altering the electrode spacing, and consequently the effective capacity of the unit, is minimised.

Patent issued to Westinghouse Electric Co.

o o o o

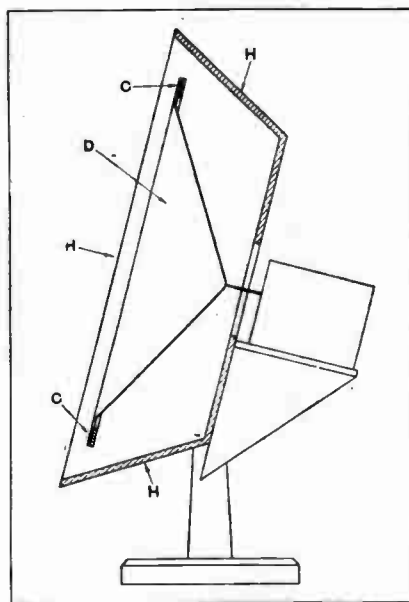
Loud Speakers.
(No. 290,344.)

Application date: February 9th, 1927.

A conical diaphragm D is mounted inside a shallow horn H so that the resulting sound waves are propagated directly from the front surface of the diaphragm, and also by reflection from the rear surface. The diaphragm is supported peripherally from a rigid ring C by cutting away the material

forming the cone except at three points. This method of suspension is stated to ensure that a substantial portion of the vibration is a direct to-and-fro or piston action, whilst the remainder of the diaphragm vibrates by flexure about the ring support.

The general pitch of the system is controlled by moving the cone D towards or away from the resonator or horn H. The conical diaphragm may be so constructed that its thickness increases gradually from the periphery to the centre. The combination of the cone with the shallow horn resonator is stated



Loud speaker so designed that a substantial part of the vibration consists of a piston action. (No 290,344.)

to result in a high standard of reproduction.

Patent issued to C. Mahé de Chenal de la Bourdonnais.

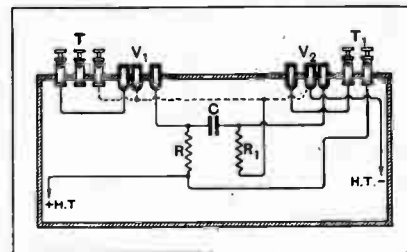
o o o o

A Battery-receiver Unit.
(No. 290,350.)

Application date: February 10th, 1927.

With a receiver using resistance-capacity coupling, the cost of the coupling unit is relatively small by comparison with that of the H.T. battery. For a small additional charge the H.T. battery can therefore be adapted to serve as the actual receiver, by incorporating in it the necessary coupling unit, a few terminals, and two or more valve holders.


As shown in the illustration, a standard H.T. dry-cell battery is fitted with suitable terminals T, T1, with valve holders V1, V2, and with resistances R, R1, and a coupling condenser C, the latter being embedded in the usual insulating material used to fill up the spaces between the individual cell units. The outfit may



A high tension battery with resistance stage incorporated. (No. 290,350.)

comprise both H.T. and L.T. dry-cell units, the two battery sections being so designed as to last for an approximately equal time when fitted with dull-emitter valves of specified consumption.

Patent issued to the British Thomson Houston Co., Ltd.



An Interesting Amplifier for Both the Radiophile and the Gramophile.

By N. P. VINCER-MINTER.

SINCE most modern receivers are designed so that their low-frequency portions may be used as a gramophone amplifier, readers may well ask what advantage will they gain by building a separate amplifier. The answer is, of course, that they will gain no advantage whatever, and an amplifier separate from a wireless receiver is only useful under special circumstances. Such a device would be fully justified, however, even if its only good point was that, being solely an amplifier and therefore possessing no rectifier, the chances of obtaining poor quality are greatly lessened, since undoubtedly the detector is by far the weakest link in the wireless receiver from the point of view of quality of reproduction, notwithstanding the diode rectifier,

which at the present moment is attracting a good deal of attention

Filament and Plate Current from the Mains.

Now the amplifier with which we are dealing here is designed to operate from A.C. mains of any standard voltage and periodicity, taking both H.T. and L.T. from the mains, grid bias being derived from a grid battery. The reason why no attempt has been made to dispense with the grid battery is that it is cheap to purchase and should last very many months. The provision of an extra power rectifying valve and its concomitant apparatus for the supply of grid bias would increase the initial cost of the amplifier to an absurd

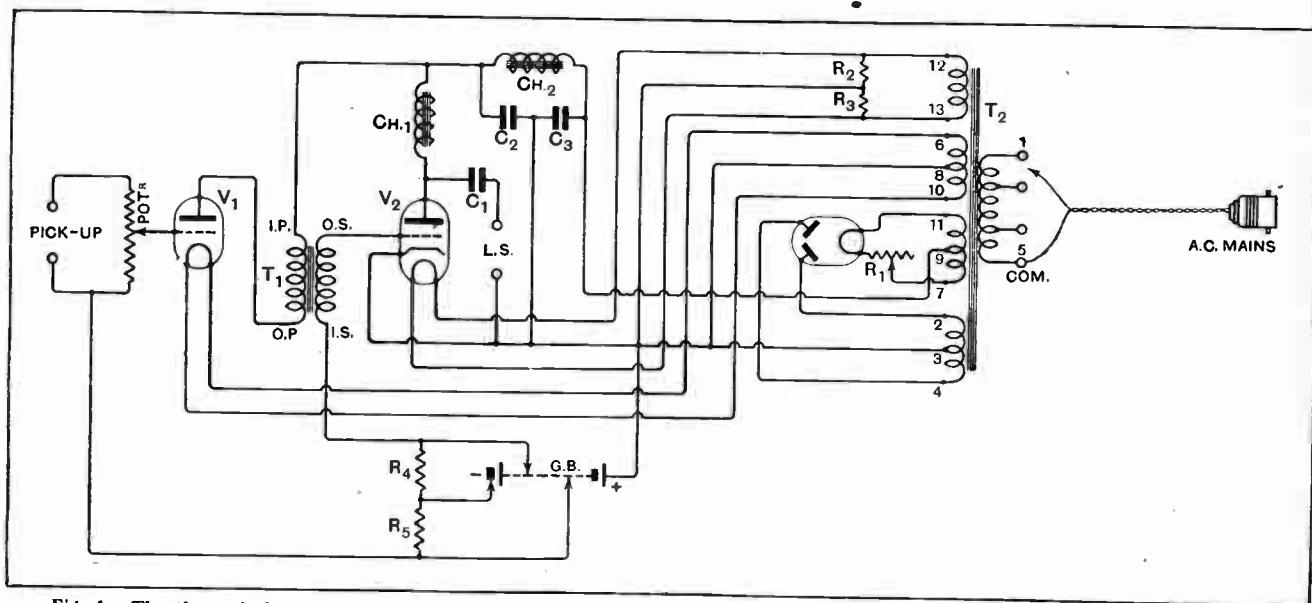


Fig. 1.—The theoretical circuit diagram, CH₁, 32 henrys; CH₂, 20 henrys; R₁, 2 ohms; R₂, R₃, 50 ohms; R₄, R₅, 5 megohms; T₁, intervalve transformer; T₂, mains transformer; C₁, 2 mfd.; C₂, C₃, 4 mfd.

A.C. Gramophone Amplifier.—

figure when the low cost and good service of a grid battery are taken into account, and, of course, no method of batteryless bias, other than the provision of an extra valve or metal oxide rectifier, is worth considering.

Although a practical wiring plan and dimensional layout will be found accompanying this article, it should be pointed out that this layout may be departed from with the utmost confidence as the whole apparatus is absolutely stable and hum-free, and, moreover, does not motorboat, except under very great provocation, such as would cause the best commercial battery eliminator (whichever that may be) to do likewise, at three speeds simultaneously. The whole apparatus may, as a matter of fact, be altered if desired, so that it will fit into a suit case, or into a suitable recess in a console type of gramophone. In this respect it is even better than the "A.C.2" receiver, described by the writer some time ago in this journal, and the actual way it is built up on a baseboard is probably the simplest and most straightforward that could be adopted. If anyone desires to build it up in this form, then the writer would suggest that a wooden cover be made after the fashion of the lid of a sewing machine, a recess being cut out, of course, for the ebonite strip holding the input and output terminals and the volume control. If this were done, suitable holes should be made in the baseboard and in the sides of the cover for ventilation purposes.

It will be noticed that no "on and off" switch is

provided. This was left out as it is assumed that readers will simply connect the usual flexible cord to the primary winding of the power transformer as shown in the diagrams. If desired, however, there is ample space for an ordinary tumbler switch to be mounted on the baseboard. The flexible wire could then be anchored down permanently to the baseboard by the usual small ebonite strip so often used for this purpose.

Indirectly-heated A.C. Valve as Detector.

Now we come to the great and burning question of valves. As most readers know, it is customary to employ indirectly-heated cathode valves in any receiver or amplifier designed so that its L.T. supply is obtained from the electric lighting mains through the medium of a step-down power transformer. In a battery-operated receiver, the hot filament and the electron-emitting cathode are one and the same thing, but in the case of A.C. mains it is better for certain reasons and under certain circumstances to use a valve in which the filament is not required to act also as the cathode. It is not the intention of the writer to enter into these reasons again here, since he has already done so at some length in a previous issue of this journal. However, there are circumstances which render the indirectly-heated cathode valve not only unnecessary but undesirable in a certain portion of the receiver.

Now in the first place, even though we are not describing a wireless receiver, let it be asserted by the writer with profound emphasis, that as matters stand to-day no attempt should ever be made to use any but

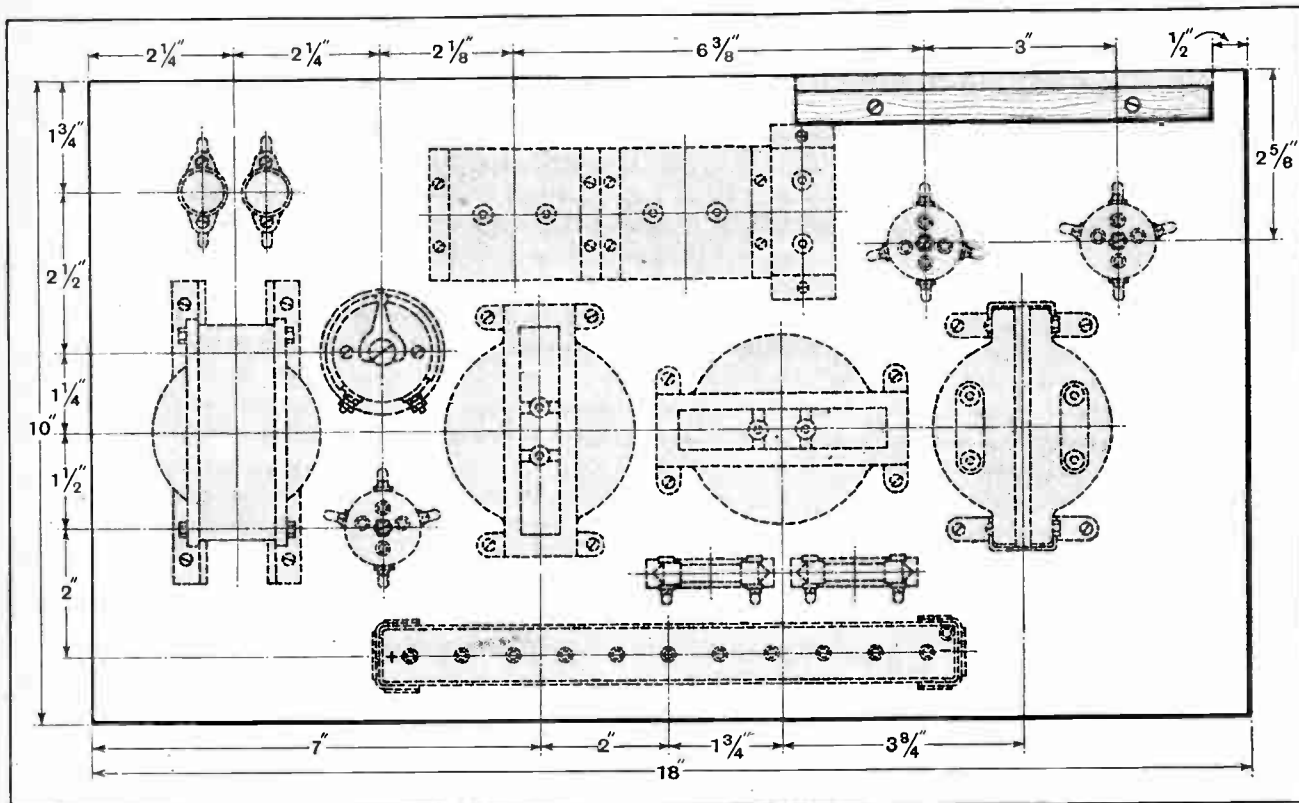



Fig. 2.—The baseboard layout.

A.C. Gramophone Amplifier.—

an indirectly-heated type of A.C. valve as a grid detector. This is a position where any form of directly-heated cathode valve fails miserably as a rule, and if by way of exception it should appear to work satisfactorily, one can confidently anticipate its ceasing to do so at any moment. In an amplifier, however, although the indirectly-heated cathode valve gives excellent results, the possibilities of replacing it by a valve of the directly-heated type must be considered. If the filament of an ordinary 0.1 ampere type of valve were fed from raw A.C. a hum would be heard due, among other things, to the fact that the filament temperature being low, it does not remain constant during one com-

market consume 0.8 ampere at 0.8 volt, and for this reason they are usually referred to as "Point Eight" valves. There is, however, no magic either in the figure of 0.8 or in the fact that the figure for voltage and current is the same. These valves can be obtained with various characteristics. At the present time power transformers are obtainable which have both a 0.8 and a 3.5 volt winding, so that either these new valves or the older indirectly-heated cathode valves can be used as desired. In this amplifier a "Point Eight" valve is used in the first stage; the writer feels sure that someone will enquire why it is not possible to use an indirectly-heated valve like the K.L.I in this position. There is, of course, no reason at all against this being



A general view of the amplifier.

plete A.C. cycle, but tends to vary in temperature in step with the A.C. current passing through. By increasing the thickness of this filament and causing it to take a much heavier current, this disadvantage is greatly reduced. Suppose, therefore, we built the filament to consume 0.8 ampere instead of 0.1 ampere, what happens then?

The New "Point-Eight" Valves.

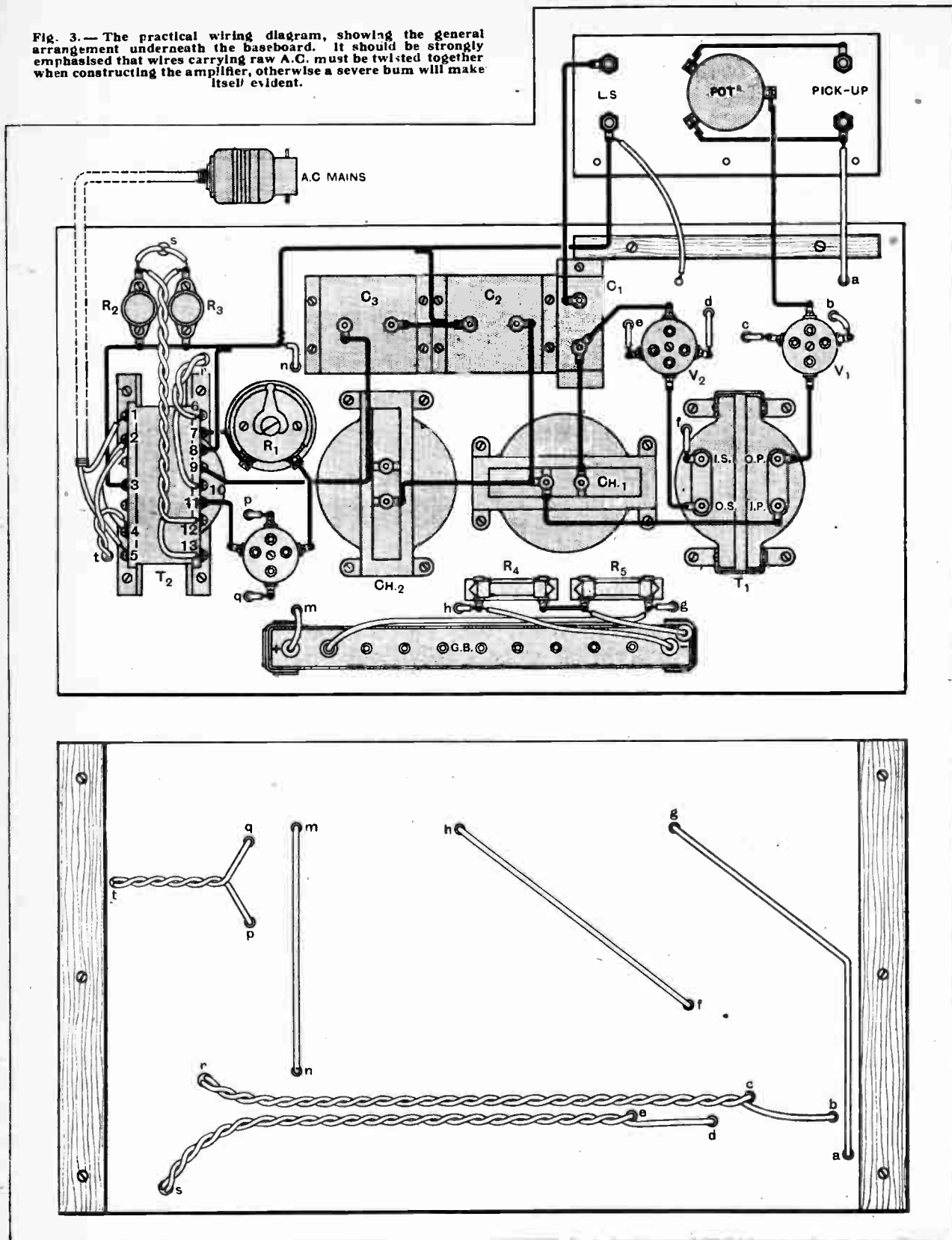
We find that the temperature is constant, and the hum tends to disappear, but we have very considerably increased the wattage demanded by our filament. We can easily restore this by dropping the voltage considerably, and by doing this we shall gain other advantages also, due to the resultant short filament. There are other advantageous points which cannot be considered here, however, as they have already been brought out in previous articles. Actually, the new directly-heated cathode A.C. valves that are upon the

done if desired, if the necessary alterations are made in the wiring. The "Point Eight" valve, however, requires less than one-tenth of the filament wattage demanded by the K.L.I valve, whose consumption is 2 amperes at 3.5 volts.

It should be pointed out at this stage that the voltage amplification given by this valve and transformer stage is quite sufficient to amplify the input signals from average present-day pick-up to a sufficient intensity to cause overloading if presented to the grid of an ordinary super-power valve unless the signal input be reduced by use of the volume control. Moreover, the aforesaid super-power valve will overload before the first valve. This holds good for most pick-ups, with the exception of one or two whose generated E.M.F. is exceedingly small.

We have been assuming that our output valve is of the ordinary super-power valve class, but we must remember that we have to choose an A.C. valve for the

Fig. 3.— The practical wiring diagram, showing the general arrangement underneath the baseboard. It should be strongly emphasised that wires carrying raw A.C. must be twisted together when constructing the amplifier, otherwise a severe bum will make itself evident.



LIST OF PARTS.

- 1 Baseboard, 18 × 10 × 3/8 in.
- 2 Baseboard battens, 10 × 1 × 3/8 in.
- 1 Batten to support terminal strip, 6 1/2 × 11/16 × 1/2 in.
- 1 Ebonite terminal strip, 6 1/2 × 3 × 1/4 in.
- 1 Power transformer (Model "M" Marconiphone).
- 1 L.F. choke, 20 henrys (Pye).
- 1 L.F. choke, 32 henrys (Pye).
- 2 Fixed condensers, 4 mfd. (Type "B.T." Dubilier).
- 1 Fixed condenser, 2 mfd. (Type "B.T." Dubilier).
- 1 Transformer 2.7:1 ("Ideal" Marconiphone).
- 1 Volume control ("Voluvernia" Gambrell).
- 3 Porcelain valve holders (Athol).
- 1 Fixed resistor, 2 ohms ("Pre-set," Igranic).
- 2 Grid leak holders (Bulgin).
- 2 Grid Leaks, 5 megohms (Ediswan).
- 2 Fixed resistors, 50 ohms (Burndepl).
- 2 Holders for above (Burndepl).
- 1 Pair grid battery clips (Bulgin).
- 1 Grid battery, 16 1/2 volts (Ever-Ready).
- 3 Wander plugs (Lisenin).
- 4 Terminals, 2 Pick-up, 2 L.S. (Belling & Lee).
- 1 Length of flex.
- 1 Lamp socket adaptor.
- No. 16 Tinned copper wire.
- Sleeving for above.
- Rubber-covered connecting wire.
- Wood screws.

Approximate cost of parts (excluding valves), £6 17s. 6d.

In the "List of Parts" included in the descriptions of THE WIRELESS WORLD receivers are detailed the components actually used by the designer and illustrated in the photographs of the instrument. Where the designer considers it necessary that particular components should be used in preference to others, these components are mentioned in the article itself. In all other cases the constructor can use his discretion as to the choice of components, provided they are of equal quality to those listed, and that he takes into consideration in the dimensions and layout of the set any variations in the size of alternative components he may use.

last stage. Looking at particulars supplied by manufacturers we find that an "output" valve of the indirectly heated cathode type is capable of handling a larger permissible grid swing than the "Point Eight" type, and therefore we unhesitatingly choose it. With regard to the output obtainable without overloading this valve, the writer regards it as quite sufficient for ordinary purposes without attempting to use two such valves in any push-pull arrangement. Confession is good for the soul, however, and the writer admits that he was intending to use in the output stage an ordinary 4-volt super-power valve which has a greater permissible grid swing, since he was under the mistaken impression that the transformer delivered four full volts and not 3.5 volts, which is so plainly marked on the instrument. Tests showed that the transformer meant what it said, as the 4-volt valve did not glow with sufficient brilliance to give any results. The writer has no doubt whatever that this arrangement would have worked exceedingly well, because he would mention that he himself uses an amplifier with an ordinary six-volt super-power valve in the last stage, his transformer having been constructed for him with a 6-volt winding by a kind-hearted friend possessing much skill in transformer design and construction.

In spite of theoretical arguments, which might be advanced to the contrary, this arrangement does work faultlessly using either a D.E.5A or a P.625. Both these valves have 1/4-ampere filaments, which are quite heavy enough to prevent hum due to temperature variation, which is apparent with 0.1 valves. Although this arrangement can easily be put out of court on

several theoretical counts, it works excellently in practice, and the writer often regrets that ordinary commercial A.C. transformers with a 6-volt winding for the purpose of using super-power valves in the output stage are not more generally obtainable upon the market, and would express the opinion that it is a matter to which manufacturers might well turn their attention. Readers are warned against thinking that they possess a ready-made 6-volt winding for this purpose in the one which is supplied for heating a U.5 or other rectifying valve. Obviously the same winding could not be used for both purposes.

No attempt is made to enter into constructional details of this amplifier, since the work entailed merely consists in assembling a few ready-made parts on a baseboard in accordance with the details given in the layout. Wiring up should present no difficulties. It is im-

portant, however, that all wires carrying A.C. be twisted together as indicated in the practical wiring diagram or a distressing hum will result. It will be noticed that in the case of the 0.8 winding on the transformer a centre tapping is provided by the makers. None is given on the 3.5-volt winding, but the writer has, as in previous arrangements described by him, picked up the centre tapping electrically by shunting the winding with two 50-ohm fixed resistors in series, the necessary tapping being made at the junction between these two aforesaid resistors. A variable potentiometer of the ordinary wire-wound 400-ohm type may be used if desired, but it is totally unnecessary. The fixed rheostat in series with the filament of the U.5 valve should be adjusted to a position which permits approxi-

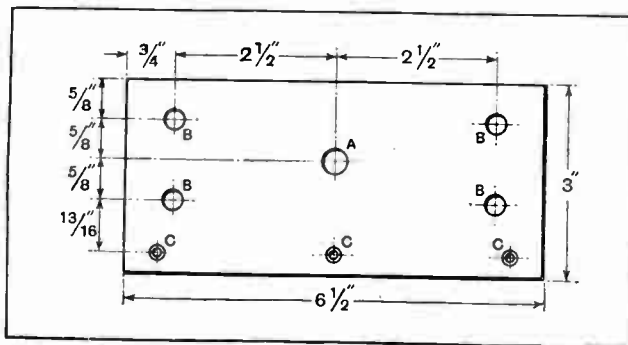


Fig. 4.—Drilling details of the terminal panel. Values are as follows: A, 3/8 in. dia.; B, 5/16 in. dia.; C, 1/8 in. dia., counter-sunk for No. 4 wood screws.

A.C. Gramophone Amplifier.—

mately two-thirds of the resistance to be in circuit. Earlier in this article the writer discussed the advantage to be gained from a gramophone amplifier divorced from the wireless receiving set, and was hard pressed to find a reasonable *causa vivendi*. Two important reasons have, however, just suggested themselves; one is that there may exist gramophiles who are desirous of amplifying gramophone programmes only without any thought of wireless reception. The second is the undesirability (in the case of plutocrats possessed of a console type of gramophone in addition to a cabinet wireless receiver) of it being necessary to

unite these two instruments by a length of "flex," passing from the pick-up in the gramophone to the amplifier in the wireless receiver. At all times this length of "flex" would be a menace to the peace of the household, since at any moment someone might trip over it and tread on the cat, this resulting in "insulting words and behaviour whereby," as it is usually written on the charge sheet, if the writer's memory does not fail him, "a breach of the peace might be occasioned."

This gramophone amplifier is available for inspection by readers at the Editorial Offices of this journal, 116-117, Fleet Street, London, E.C.4.

AMPLIFIER INPUT CONNECTIONS.

Detector Output Circuit should be Built into the Receiver, not the Amplifier.

MANY people like to use more than one receiver, either by keeping both permanently in use for local and distant reception respectively, or by trying different types of detector and high-frequency amplifier. In either case, it is both troublesome and expensive to employ more than one low-frequency amplifier, so that it becomes desirable to possess an amplifier that can be connected to any receiver that is in use at the moment. If this plan is adopted, then any new receiver that may be built need not extend beyond the detector.

The Detector Difficulty.

The chief difficulty in such a case is to arrange the input connections to the amplifier in such a way that it can be used after any receiver.

This difficulty arises because different types of detector require, for best results, different kinds of coupling between them and the first valve of the amplifier, so that no one coupling can be built into the amplifier and used in all cases. It is logical, therefore, to regard this coupling as part of the detector circuit rather than as part of the amplifier, and to build into each receiver the coupling which is most appropriate for the detector contained within it. If this is done, the amplifier may begin

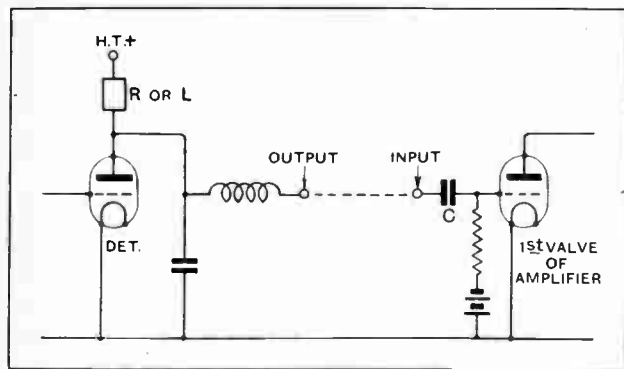


Fig. 1.—General circuit arrangement of detector followed by L.F. amplifier.

with a grid condenser and leak, as indicated in Fig. 1; a 0.005 mfd. condenser and a 2-megohm leak will be suitable for all cases.

Universal Connections.

If a choke or a resistance is connected in the plate circuit of the detector to which this amplifier is to be attached, a single connection between the terminals marked "Output" and "Input" in Fig. 1 is all that is required when common batteries are used, while if a transformer is employed "O.S." is connected to the input terminal of the amplifier, "I.S." being earthed on L.T.−, L.T.+, or H.T.+, whichever is most convenient. The condenser C is retained in all cases, together with the leak through which the grid bias is applied; even though it is not required with a transformer it does no harm, and is retained for the sake of simplicity in the connections, and to avoid the necessity of switching.

Fig. 2 shows an elaboration of this system; here a resistance R of about 20,000 ohms is connected in series with the grid of the first valve of the amplifier to keep out high-frequency voltages, while an iron-core choke of high inductance is connected as indicated for use when it is required to attach the amplifier to a receiver which does not contain within itself any means of coupling the last valve to the amplifier. In such a case the plate circuit of the detector is completed through the choke.

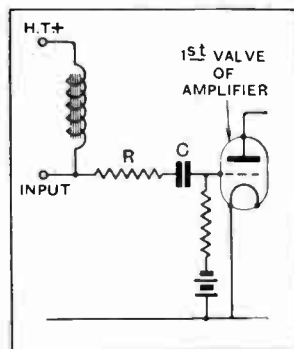


Fig. 2.—Amplifier input connections when detector output circuit is not incorporated in receiver.

A transformer or a resistance might, if desired, replace the choke, but a choke is suggested because of the three it is the only one which gives at least reasonably good results whatever the valve that precedes it.

A. L. M. S.

MAZDA

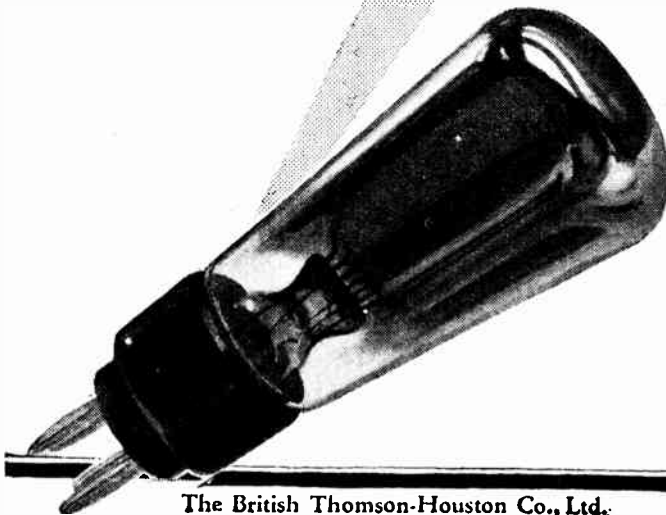
THE NICKEL FILAMENT

VALVES

Made in
England.
All
British
Labour



Made at the same
factory as the
Mazda Lamp.....
the Mazda Valve
has the same
wonderful organ-
isation behind it.
Mazda Valves
are the world's
latest and best.



The British Thomson-Houston Co., Ltd.

3106



AMAZING PROFICIENCY

Here is performance! A three-valve Receiver that brings in a least 30 stations (both long and short wave bands) on the Loud Speaker. Whilst by the simple change of two plug-in Dimic Coils (price 5/- each, total 10/-) many additional ultra-short wave band stations are obtainable, and the reception—pure, strong and clear. Operation so simple that a child can tune in perfectly. A McMichael product of course. Ask your dealer for a demonstration and judge for yourself the sterling capabilities of this delightful receiver. Sold complete with three valves specially tested with set in handsome solid oak cabinet.

Price, including all Royalties, **£21 : 16 : 0**
Deferred payments can be arranged.

Telephone:
SLOUGH
441-442.

L. M. MICHAEL LTD

Manufacturers of Wireless and Scientific Apparatus

WEXHAM ROAD, SLOUGH, BUCKS.

London Showrooms: 179, STRAND, W.C.2. (Phone: CENTRAL 6988.)


Telegrams:
Radiether,
SLOUGH.



The McMICHAEL DIMIC COIL

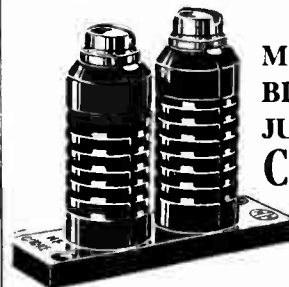
A highly efficient inductance of a particular form devised to fulfil the most stringent requirements of modern Wireless science in the reception and reproduction of Radio signals. Like all McMichael components it is absolutely reliable and far ahead of any others, being an entirely original conception and a proved essential for truer and finer reception. For better performance in every Set fit the Dimic.

Price 5/- each. Base 2/- extra.



The HOME ASSEMBLY SCREENED DIMIC THREE

Explanatory leaflets and diagrams are available for the making up of this unique home construction set. It can be constructed at home with ease, and will operate equally with the works produced model if our instructions are carried out religiously. The price of the whole of the parts necessary to build this Set is approximately **£8 12 8**. (Extras: Valves 58/-; Oak Cabinet 35/-; Loud Speaker to choice.)



The New McMICHAEL BINOCULAR JUNIOR H.F. CHOKES

The essential Choke for all screened grid valve circuits, with a wide band of uniformly high efficiency. Its binocular construction makes it practically fieldless so that it can be placed in proximity to other coils without interaction. Low self-capacity and high inductance ensures complete absence of peak effects on all wavelengths. Low D.C. resistance. Inductance 90,000mH. D.C. resistance 250 ohms. Price 4/-

THE SUPER SCREENED FOUR VALVE PORTABLE

Superb of its kind this McMichael Receiver combines luxury with economy. Highly selective it will bring in the maximum number of stations on the loud speaker. The use of screened valves in combination with the advanced design of the circuit ensures unequalled results. In beautifully finished figured Walnut Cabinet with **CELESTION LOUD SPEAKER**.

Price **35 Guineas**
(including royalties and all equipment).

PROGRAMMES FROM ABROAD



SATURDAY, DECEMBER 8th.

All Times are reduced to Greenwich Mean Time and are p.m. except where otherwise stated.

BARCELONA (Radio Barcelona), Call EAJ1 (344.8 metres); 1.5 kW.—6.10, Orchestral Selections. 6.30, Tenor Songs: Un clavell (Pujol); La Campana (Saint-Saëns); Maig (Folodrà); Cançó d'un doble amor (Pujol). 7.0, Recitations by Bartolomé Pujol. 7.20, Orchestral Selections: Selection from Rose Marie (Friml); Hungarian Czardas (Michiels); Solveig's Song (Grieg); Glockenständerchen (Rockert). 7.50, Soprano Songs: Bosc endins (Mestres); Air from Don Juan (Mozart); Cançó d'Abril (Lamotte de Grignon); Air from Hérodiade (Massenet). 8.20, Orchestral Selections of French Classical Music: First Suite from L'Arlesienne (Bizet). 8.40, Sports Notes. 9.0 (approx.), Close Down.

BERGEN (370.4 metres); 1.5 kW.—5.30, Talk for Girls. 6.0, Programme for Children. 7.0, Orchestral Concert. 7.50, Topical Talk. 8.0, Mr. A. Paulsen, Talk: The Bergen Dialect. 8.30, Choral Recital. 9.0, Weather Report, News and Time Signal. 9.15, Dance Music. 11.0 (approx.), Close Down.

BERLIN (Königswusterhausen) (1,250 metres); 40 kW.—3.30, Programme from Hamburg. 4.30, Herr Uhr, Talk: The Everyday Life of an Official. 5.0, Industrial Talk by Prof. Woklt. 5.30, Elementary Spanish Lesson. 5.55, Dr. K. W. Wagner, Talk: Acoustics. 7.0, "Agricultural" Concert: Über allen Gipfeln ist Ruh (Kuhlau); Heimkehr—Horch, die alten Eichen rauschen (Gelbke); Swabian Peasant Dances; March for Wind Instruments, Hinaus zum Wald (Burman); Talk by Heinrich Sohnrey; Forest and Hunting Songs; Selection for Wind Instruments, Nun ruhes alle Wälder. 8.0, Programme from Voxhaus.

BERLIN (Voxhaus) (484 metres); 4 kW.—9.10 a.m., Market Prices. 9.15 a.m., Weather Report, News and Time Signal. 10.0 a.m., Programme of Gramophone Records. 10.30 a.m., Exchange Quotations. 11.55 a.m., Time Signal. 12.30, Weather Report and News. 1.0, Programme of Gramophone Records. 2.0, Exchange Quotations. 2.30, Talk by Hans Willibald Tümenia. 3.0, Talk. 3.30, Reading by Olga Fuchs-Malzmann. 4.0, Orchestral Concert: Selection from The Girl of the Golden West (Puccini); Waltz (Zielner); Beau Soir (Debussy); Valse Romantique (Debussy); Grotesque (Lindemann); Dance from Rose Marie (Friml); Victoria regia (Kunzeke); Selections from The Rose of Stamboul (Fall); Souvenir (Boulanger); Overture to La Belle Hélène (Offenbach); in the Interval, Programme Announcements. 5.40, Dr. Henny Moos, Talk: The Christmas Tree and its Illumination. 5.55, Prof. Wagner, Talk: Acoustics. 7.0, Programme from Königswusterhausen. 8.0, Concert of Songs and Airs; Air from Orpheus and Euridice (Gluck); Von ewiger Liebe; Sapphic Ode (Brahms); Hallelujah (Mozart); Air from Lucrezia Borgia (Donizetti). 8.30, The Kreuzer Sonata in A Major Op. 47 (Beethoven). 9.30, News, Weather Report, Time Signal, Sports Notes and Dance Music. 11.30 (approx.), Close Down.

BERN (411 metres); 1.5 kW.—3.0, Orchestral Concert. 3.30, Programme for Children by Fräulein Greta Vogt. 4.0, Orchestral Concert. 6.20, Time Signal and Weather Report. 6.30, Dr. Zurukzogh, Talk: What are the Aims of Eugenics, and how are they to be realised? 7.0, Symphony Concert relayed from Basle (1,010 metres). 9.0, News and Weather Report. 9.15, Orchestral Concert by the Kursaal Orchestra. 9.40, Dance Music. 11.0 (approx.), Close Down.

BRESLAU (322.6 metres); 4 kW.—3.0, Review of Books by Richard Steinnolt. 3.30, Concert of Tenor Solos and Quartet Selections. 5.0, Film Review by Hans Baldung. 5.25, Esperanto Talk by Alfred Hanusclike. 5.35, Talk by Herr v. Reinersdorff. 6.20, Shorthand Lesson. 6.50, Herbert Brunar, Talk: The Dawning of a New Era—Round the World in a Second by Wireless. 7.15, Programme of Old and New Dances. 9.0, News, followed by Dance Music.

BRÜNN (441.2 metres); 2.5 kW.—5.0, German Programme. 6.0, Concert: Overture to The Czar and the Carpenter (Lortzing); The Nutcracker Suite (Tchaikovsky); Songs (Grieg); Songs (Brahms); Songs (Liszt); Selection from Lohengrin (Wagner). 6.45, Programme from Prague. 8.15, "The Pearl Necklace"—Comedy (Ed. Bass). 9.0, Programme from Prague. 10.25, Dance Music from the Hotel Rosenbräu.

BRUSSELS (508.5 metres); 1.5 kW.—5.0, Orchestral Concert from the Armonville Tea Rooms. 6.0, Elementary English Lesson. 6.25, English Lesson.

6.45, Recital of Songs by Mme. Deby, with M. Illiaschenko at the Piano. 7.0, Gramophone Selections. 7.30, "Radio-Chronique." 8.15, Gala Concert. 9.0, Topical Talk. 9.10, Concert (continued). 10.10, News and Esperanto Report. 10.20, Orchestral Concert from the Palace Hotel. 11.0 (approx.), Close Down.

BUDAPEST (556.6 metres); 20 kW.—3.45, Time Signal, Weather Report and Sports Notes. 4.0, Orchestral Concert: March of the Gladiators (Fueik); Waltz (Waldeufel); Potpourri (Kouzak); Selections (Eulenberg), (a) Musizierende Zigeuner, (b) Schmiedeliedchen, (c) Die Nachtigalle und die Frösche; The Diplomat (Sousa); Spass muss sein (Morena); The Phantom Brigade (Middleton); Türkische Scharwache (Michaëlis). 5.40, Talk: The Industrial Regeneration of Hungary. 6.15, Sports Notes. 6.30, Play from the Studio. 9.15, Time Signal, Weather Report and News. 9.35, Concert from the Café Ostende.

CRACOW (586 metres); 1.5 kW.—4.20, Literary Programme. 5.0, Programme from Warsaw. 6.0, Miscellaneous Items. 6.20, Scandinavian Tales. 6.45, News. 6.55, Time Signal. 7.0, Review of Foreign Politics during the last Week, by Mr. J. Regula. 7.30, Programme from Warsaw. 9.0, Programme from Warsaw. 9.30, Concert from a Restaurant. 10.30 (approx.), Close Down.

DUBLIN, Call 2RN (319.1 metres); 1.5 kW.—1.30, Weather Report and Gramophone Selections. 7.20, News. 7.30, Selections by Val Vonsden (Entertainer). 7.45, Irish Lesson by Seamus O'Duinn. 8.0, Students' Union: Academy of Music. 8.30, Pib Uilleann by Seamus MacAonghusa. 8.45, Star Concert: Overture by the Augmented Station Orchestra; Baritone Solos by J. Challoner Heaton; Pianoforte Selections by Maurice Cole; Dances by the Augmented Station Orchestra: Selections by J. Challoner Heaton; Violin Solos by Winifred Small; The Augmented Station Orchestra; Maurice Cole; Instrumental Duet by Maurice Cole and Winifred Small; The Augmented Station Orchestra. 10.30, News, Weather Report and Close Down.

FRANKFURT (428.6 metres); 4 kW.—2.5, Programme for Children. 2.55, Talk for the Housewife. 3.35, Concert: Selections (Mascagni), (a) Intermezzo sinfonico from Cavalleria Rusticana, (b) Cherry Duet, from L'Amico Fritz, (c) Katelliff's Dream from William Kitchell; Songs; Selection from Iris (Mascagni); Intermezzo from A basso porto (Spinelli); Songs; Intermezzo from La Bohème (Leoncavallo); In the Interval, Wireless News and Announcements. 5.10, Reading from the Novel, "On Two Planets" (Lasswitz) by O. W. Studtmann. 5.30, The Letter Box. 6.0, Esperanto Lesson by W. Wischhoff. 6.30, Advertising Talk. 6.45, Maria Schlee, Talk: A Trip to Switzerland by the Frankfurt League for Adult Education. 7.15, "The Red Robe"—Drama (Briens), followed by Dance Music relayed from Voxhaus.

HAMBURG, Call HA (in Morse), (394.7 metres); 4 kW.—9.15 a.m., News. 10.0 a.m., Programme of Gramophone Records. 11.10 a.m., Weather Report. 11.15 a.m., Exchange Quotations. 11.30 a.m., Concert relayed from Hanover (297 metres); In the

Interval at 11.55 a.m., Time Signal. 12.10, News. 1.40, Exchange Quotations. 3.0, Illustrated Music Talk by Dr. Willi. Heintz. 3.30, Concert of Negro Spirituals: I'm a rolling (Fisher); Kingdom comin' (Work); Nelly was a lady; Oh! Boys, carry me 'long; Old Black Joe (Foster); Rosa Lee; Sally, come up (Buckley); Nelly Bly (Foster); Menagerie; De little ole log cabin in de lane (Hays). 4.30, Request Programme. 5.30, Dr. S. Landshut, Talk: Is "To Americanise" a Slogan? 6.0, The Haniburg Christmas Market. 6.55, Weather Report. 7.0, Concert from the Works of Jessel: March, Herz und Hand fürs Vaterland; Grand Potpourri from The Maid of the Black Forest; Duet, Im Postkutschkasten, from Des Königs Nachbarin; Mexican Legend; Character Sketch, Spring in Japan; Es muss ja nicht im Mai gleich sein, from Schwalbenhochzeit; Das ist der Zauber der Liebe, from Schwalbenhochzeit; Intermezzo Der Rose Hochzeit; Intermezzo Siciliano; Man nimmt ein rosa Blatt zur Hand from Schwalbenhochzeit; Auf zug der Stadtwaage; Am Colorado; Selection from Des Königs Nachbarin; Unter afrikanischem Himmel; Selection from Die Postmeisterin; Selection from The Maid of the Black Forest; Flieder und Jasmin; Srenata di Possillo; Selection from The Maid of the Black Forest; The Parade of the Tin Soldiers. 9.30, Weather Report, News, Sports Notes and Programme Announcements. 9.45 (approx.) Café Wallhof Concert. 10.50, North Sea and Baltic Weather Report.

HILVERSUM (1,071 metres); 5 kW.—9.40 a.m., Time Signal and Daily Service. 11.40 a.m., Police Announcements. 11.50 a.m., Musical Selections. 1.40, Musical Programme, relayed from the Tuschinski Theatre, Amsterdam: Orchestral Conductor, Max Tak; Organist, Pierre Palla. 3.40, Italian Lesson. 4.40, German Lesson. 5.40, Gramophone Selections. 6.25, French Lesson. 7.25, Police Announcements. 7.45, Concert and Talk, arranged by the Workers' Radio Society. 10.10, Musical Programme, relayed from the Royal Picture House, Amsterdam: Orchestral Conductor, H. de Groot; Organist, Joh. Jong. 11.15 (approx.), Close Down.

HUIZEN (340.9 metres); 4 kW.—Transmits on 1,852 metres from 3.40. 12.10, Concert of Trio Music. 2.40, Programme for Children. 5.10, Gramophone Selections. 6.10, Talk by M. Simons. 6.30, Catholic Report. 6.40, English Lesson. 7.10, Lesson in Dress-making. 7.40, Talk by M. Lypens. 8.0, Concert from Ammerzoden: Choral, Soprano, Saxophone and Cornet Selections; Talks by Fr. Is. Trienekens and M. Herckenrath, Mayor of Ammerzoden.

JUAN-LES-PINS (Radio L.L.) (244 metres); 1.5 kW.—1.0, Orchestral Concert. 9.0, News, Talk for Women by Mme. la Comtesse de Treuneyg, and Concert. 10.0, Dance Music. 10.30 (approx.), Close Down.

KALUNDBORG (1,153 metres); 7 kW.—Programme also for Copenhagen (337 metres).—6.30 a.m., Morning Gymnastics. 10.0 a.m., Weather Report. 10.15 a.m., Educational Talk. 11.0 a.m., Chimes from the Town Hall. 11.5 a.m., Orchestral Concert from Wivel's Restaurant. 2.0, Programme for Children. 2.30, Concert: Turkish March (Mozart); Overture to Tancred; Valse brunettes (Ganne); Selection from A Masked Ball (Verdi); Ave Maria (Schubert); Mazurka, Columbine (Lumbye); Heise og Wesse (Larsen); Reading by Clara Schwartz; Paris March (Ganne); Waltz, The Skaters (Waldeufel); Selection from Lilac Time (Schubert-Berte); Polka, Dina (Lumbye); Hungarian Dance, No. 5, Op. 6 (Brahms); March, Under the Star-Spangled Banner (Sousa). 4.50, Talk: The Choice of Seeds for the Garden. 5.20, Otto Juel Jørgensen Talk: Something About Stoves. 5.50, Weather Report. 6.0, News and Exchange Quotations. 6.15, Time Signal. 6.30, Camilla Persson, Talk: Women in the World of Business. 7.0, Chimes from the Town Hall. 7.2, Concert of Indian Verse and Music: Introduction; Selection from Bhagavadgita; Temple Hymn, (a) Hymn to Indra, (b) Hymn to Agni, (c) Hymn to Ushas; The Heavenly Messenger (Kaldasa); Folk Songs; Mother India (Divyendralal Ray); Music on Indian Motives; News. 8.15, Duet Recital (Hansen): The Girls of the Town; Boating; Minstrel's Waltz; The Land of Song; Grey-weather Dreams; Vagabonds; Amor. 8.45, Concert of Light Music. 9.45, Dance Music by the Orchestra of the Industri Restaurant. 11.0, Chimes from the Town Hall. 11.15 (approx.), Close Down.

Programmes from Abroad.—

KATTOWITZ (422 metres): 10 kW.—4.35, Children's Letter Box. 5.0, Programme for Children. 6.0, Announcements. 6.20, Talk by Mr. K. Zienkiewicz. 6.56, Time Signal. 7.0, Mr. K. Rutkowski, Talk: Impressions of a Journey to Constantinople. 7.30, Programme from **Warsaw**. 9.0, Weather Report and News. 9.30, Dance Music.

KAUNAS (2,000 metres): 7 kW.—3.0, Concert: Winter Storm (Pucik); Selection (Rebikopf); Winter (Tchaikovsky); Waltz (Waldteufel). 3.35, "Winter in Poetry." 3.45, Talk. 4.30, Announcements. 5.0, Weather Report and News. 5.15, Agricultural Report. 6.45, Mr. Z. Kuzmickis, Talk: Lithuanian Literature. 6.15, News. 6.30, Evening Entertainment.

LAHTI (1,522.8 metres): 35 kW.—4.0, Vocal and Orchestral Concert: Parola Marche; Selections (Sibelius), (a) Valse triste, (b) Berceuse, (c) Suite Op. 59; Songs (Merikanto). 4.35, Talk. 5.15, Finnish Songs (Merikanto); Finnish Songs (arr. Kauppi). 5.40, Talk. 6.0, Concert.

LANGENBERG (468.8 metres): 20 kW.—Programme also for **Aix-la-Chapelle** (400 metres), **Cologne** (283 metres) and **Minster** (250 metres).—8.0 a.m., Chimes. 8.5 a.m., Catholic Morning Recital. 9.35, Labour Exchange Report. 10.10 a.m., Talks: The Choice of Careers. 11.0 a.m., Organ Recital by Prof. Hans Bachem. 12.5, Orchestral Concert: Carnival Overture (Dvorak); Angelus (Micheli); Im Rosengarten Mendelssohn (Urbach); Nordisches Capriccio (Donisch); Waltz, Red Roses (Lehár); Selections from the Works of Suppé (Rhode); Little Grandmother (Langer); Tango, Erinnerung an Neapel (Michael); Boston, Gedicht (Fibich). 2.40, Herr P. Brülls, Talk on Wireless Technology—Self-Induction in Direct and Alternating Current Circuits. 3.0, Rev. Phillips, Talk: The Battleground of Life. 3.20, Talk for Women by Adelbertha Gerhards. 3.40, Reading from "The Life of Butterflies" (Schnack). 4.0, Fegeler Felkendorf, Talk: Time, Modes and Man. 4.20, English Lesson by Prof. F. Haue. 4.45, Orchestral Concert: Overture to Russian and Ludmilla (Glinka); Ukrainian Rhapsody for Pianoforte and Orchestra (Liapunoff); Symphonic Poem, Stenka Razin (Giazounoff). 5.30, Dr. Hans Zbinden, Talk: Intellectual Problems of America. 5.50, Canaries before the Microphone, on the Occasion of the Canary Show at Düsseldorf. 6.15, Prof. Honigsheim, Talk: Social Problems of a Large City. 6.40, Prof. von der Leyen, Talk: Fairy Tales of World Literature. 7.0, Variety Programme, followed by News, Sports Notes, Orchestral Selections and Dance Music. 12.0 Midnight (approx.), Close Down.

LEIPZIG (365.8 metres): 4 kW.—3.30, Orchestral Concert. 4.45, Wireless News and Talk. 5.20, Weather Report, Time Signal and Labour Market Report. 5.30, Programme from **Königswusterhausen**. 6.0, Josef Greff, Talk: Psycho-Analysis. 6.30, Dr. Fritz Reuter, Talk: Music as a Profession. 7.0, Concert: "Comic Old Ladies in Operetta"; Katisha's Song from **The Mikado** (Sullivan); Song from **Don Cesar** (Dellinger); Songs from **The Gipsy Baron** (Strauss); Duet from **As Once in May** (Kollo); Olympia's Song from **Donna Juanita** (Suppé); Song from **A Night in Venice** (Strauss); Duet from **Bub oler Mädel** (Granichstaedten); Duet from **Gri-Gri** (Lincke); Duet from **Die gold'ne Meisterin** (Eysler); Duet from **Der Obersteiger** (Zeller); Song from **Gasparone** (Millocker). 8.0, Robert Neumann reads from "Jagd auf Menschen und Gespenster" (Neumann). 9.0, News, Sunday Programme Announcements, and Sports Notes. 9.30, Dance Music relayed from **Voxhaus**. 11.30 (approx.), Close Down.

MADRID (Union Radio), Call EAJ 7 (375 metres): 3 kW.—7.0, Chimes, followed by Sextet Concert: Sinfonia de zarzuelas (Barbieri); Selection from **The Mastersingers** (Wagner); La Tajadera (Barrera); Interlude by Luis Medina. 8.0, Dance Music relayed from the Alkazar. 8.25, News and Announcements. 9.45, Market Prices Report. 10.0, Chimes, followed by "La Calsera": Musical Play (del Castillo and Román, Music by Alonso), followed by News and Announcements. 12.30 a.m. (approx.) (Sunday), Close Down.

MILAN, Call IMI (549 metres): 7 kW.—7.15, Talk, News and Time Signal. 7.32, Variety Concert: Quintet Selections, (a) Overture to **The Bohemian Girl** (Halpe), (b) Suite from **L'Arlésienne** (Bizet); Talk: The History and Aesthetics of Music; Soprano Songs; Sonata in E Minor for Violin and Pianoforte (Bazzini); Relay from the Convegno; Reading: Quintet Selections, (a) Serenade to May (Siede), (b) Serenade to Pierrot (Burgmeier); Soprano Songs; Sonata for Violin and Pianoforte (Franck); Quintet Selections, (a) Selections from **André Chénier** (Giordano), (b) Invitation to the Waltz (Weber). 9.55, News, followed by Relay of Tzigane Music from the **Fiaschetteria Toscana**. 10.45 (approx.), Close Down.

MOTALA (1,380 metres): 30 kW.—Programme also for **Stockholm** (454.5 metres), **Böden** (1,190 metres),

Saturday, December 8th.

All Times are reduced to Greenwich Mean Time and are p.m. except where otherwise stated.

Göteborg (416.5 metres), **Malmö** (260.9 metres), **Ostersund** (720 metres), **Sundsvall** (545.6 metres).—4.0, Orchestral Selections. 5.0, Programme for Children. 5.30, Talk: The Shorthand-typist. 5.45, Cabaret Sketch. 6.30, "The Messiah": Oratorio (Handel), relayed from a Church. 8.15, News and Weather Report. 8.45, Topical Talk. 9.0, Dance Music. 12.30 a.m. (approx.) (Sunday), Close Down.

NAPLES, Call INA (333.3 metres): 1.5 kW.—7.30, Wireless Notes. 7.40, Announcements. 7.50, News. 7.55, Harbour Notes. 8.0, Time Signal. 8.2, Orchestral Concert, followed by Two Comedies. 9.0, Review of the Week. 9.50, News. 9.55, Calendar and Programme Announcements. 10.0 (approx.), Dance Music from the Trocadero. 10.30 (approx.), Close Down.

OSLO (461.5 metres): 1.5 kW.—Programme relayed by **Fredrikstad** (334.8 metres), **Hamar** (555.6 metres), **Notodden** (411 metres), **Porsgrund** (500 metres), and **Rjukan** (418 metres).—5.0, Programme for Children. 6.0, Birthday Greetings. 6.15, Weather Report and News. 6.30, Readings. 7.0, Time Signal. 7.2, Variety Concert. 8.30, Weather Report and News. 8.45, Topical Talk. 9.0, Concert (continued). 10.0, Dance Music from the Grand Hotel. 11.0 (approx.), Close Down.

PARIS (Ecole Supérieure), Call PITT (458 metres): 0.5 kW.—6.30, "Radio Journal de France." 8.0, Talk by M. Geville. 8.15, Legal Talk. 8.30, Concert arranged by the Union des Grandes Associations. Followed by News, Time Signal and Weather Report, Dance Music from the Coliseum de Paris. 12.0 Midnight (approx.), Close Down.

PARIS (Eiffel Tower), Call FL (2,650 metres): 5 kW.—5.0, Padeloup Concert. 7.10, Weather Report. 7.30, "Le Journal Parlé."

PARIS (Petit Parisien) (340.9 metres): 0.5 kW.—8.45, Gramophone Selections, Talk, News and Announcements. 9.0, Concert: Overture to **The Pearl of Brazil** (David); Selection from **La Dame Blanche** (Boieldieu); Overture to the Suite in D (Bach); Finale from the Eighth Symphony in F (Beethoven); Petite Suite (Büsser); Dance (Debussy); La Reine Fiamette (Leroux); News in the Intervals.

PARIS (Radio-Paris), Call CFR (1,750 metres): 6 kW.—12.30, Concert of Gramophone Selections: Orchestral Selection from **L'apprenti sorcier** (Dukas); Orchestral Selection, **Le Carnaval des animaux** (Saint-Saëns); Tristesse (after a Study by Chopin) Song in Russian by Mmes. Birse, Ershova and M. Kondratieff; Take in the Sun, Hang out the Moon, by the Singing Sophomores; Portuguese Guitar Duet, Fado Corrido; Chilly Pom Pom Pec by Ray Starita and his Orchestra; Selection from "Good News" by Fred Rich and his Orchestra; Noche de Nieve by the Luchesi Tango Orchestra; News in the Intervals. 2.0, Market Prices and Religious Information. 3.45, Dance Music by the Joss Ghislery Symphonians; News in the Intervals. 7.0, Agricultural Report. 7.30, Pianoforte Lesson. 8.0, Talk: The Sahara, a Marvellous Sanatorium, followed by Market Prices and News. 8.15, Concert: Dramatic Programme, Melodies, Dance Music by the Joss Ghislery Symphonians; News in the Intervals.

POSEN (344.8 metres): 1.5 kW.—4.15, Talk on Scouts. 4.30, Talk by Mr. Stanislas Stachurski. 5.0, Chamber Music: Trio for Pianoforte (Haydn); Sonata in A Major, for Violin (Beethoven). 6.0, Prof. Stephan Papez, Talk: Antoinette Hoffmann. 6.25, English Lesson by Dr. Arnd. 6.50, Talk for Women by Mme. Swidzinska. 7.10, Economic Report. 7.30, Operetta Relay from **Warsaw**. 9.0, Time Signal and News. 9.30, Cabaret Programme. 11.0, Concert arranged by La Maison Phillips. 1.0 a.m. (approx.) (Sunday), Close Down.

PRAGUE (348.9 metres): 5 kW.—3.20, Talk. 3.30, Concert. 4.30, Talk. 4.40, Talk by Dr. Seracky. 5.0, Concert of Popular Music. 6.45, Ing. Svoboda, Talk: The Education of the Public by Wireless. 7.0, Cabaret Programme. 8.15, Third Act of "The Pearl Fishers" (Bizet) relayed from **Bratislava** (399 metres). 9.0, Time Signal and News. 9.25, Dance Music from the Hotel Rosenbreier. Brunn.

ROME, Call IRO (447.8 metres): 3 kW.—7.10, Time Signal and Topical Talk. 7.45, Selections from Opera, (a) "The Huguenots" (Meyerbeer), (b) Act 2 of "The Barber of Seville" (Rossini). 9.50, News and Close Down.

SCHENECTADY, Call 2XAD and 2XAF (21.96 and 31.4 metres): 30 kW.—12.0 Midnight, Phil Spitalny's

Music relayed from **New York**. 12.30 a.m. (Sunday), Musical Programme from the Eastman Theatre, **Rochester**. 1.0 a.m., Musical Programme from the Onondaga Hotel, **Syracuse**. 1.30 to 4.0 a.m., **New York** Relay. 1.30 a.m., "The Park Bench." 2.0 a.m., Selections by the Adler Quartet with Sonia Essin (Contralto). 2.30 a.m., Selections by a Male Octet. 3.0 a.m., Lucky Strike Programme. 4.0 a.m., Time Signal, and Dance Music, relayed from **Buffalo**. 5.0 a.m. (approx.), Close Down.

STAMBOUL (1,200 metres): 5 kW.—3.30, Concert. 4.30, Market Prices Report. 5.15, Concert of Turkish Music. 7.30, Weather Report and Time Signal. 7.40, Vocal and Orchestral Concert: Orchestral Selections, (a) Overture to Parsifal (Wagner), (b) Mosaïque (Beethoven); Songs; Orchestral Selection, Ballet Suite from Salammbô (Frémisi). 9.0, News and Announcements. 9.10 (approx.), Close Down.

STUTTGART (379.7 metres): 4 kW.—3.35, Programme from **Frankfurt**. 5.0, Time Signal and Weather Report. 5.15, Herr Schwaebisch, Talk: The Trade Mark as a Commercial Weapon. 5.45, Talk by Dr. Kümmerlik. 6.15, Talk by Bernd Isenau. 6.45, Time Signal and Sports Notes. 7.15, Folk Song Stories: Kurt Arnold Findeisen (Elocutionist), assisted by Vocal Quartet. 8.15, Concert: The Rhine; On the Banks of the Rhine, from the Rhineclaud Suite (Lulling); Wenn über dem Rheintal der Himmel blaut (Lilling); Rheinfahrt (Martin Greif); Mein Heimatland, o du herrlicher Rhein; Frühling am Rhein; Folk Song, Der schönste Bursch am Rhein; Auf dem Rhein (Brentano); So singt man am Rhein (Haseloff); Wein vom Rhein; Im Rheingau (Reyling); Folk Song, Elstein von Caub; Das Herz am Rhein (Hill); Paraphrase, Die Lorelei; Legend, Der Spielmann in Mainz; Ballad, Two Brothers (Heine); Rhensish Humour; Beim Rheinwein (May); Reich' mir den Becher, du Kind am Rhein!; Schunkelnd; Folly and Frolics; Ein rheinisches Mädchen; Crossing the Cologne Rhine Bridge by Night, Poem: Vater Rhein, du herrlicher Strom (May) — Strömt herbei, ihr Volkerscharen; News, followed by Dance Music from **Voxhaus**.

TOULOUSE (Radiophonie du Midi) (389.6 metres): 8 kW.—12.45, Concert. 8.0, Exchange Quotations and News. 8.30, Instrumental Concert: Selections from Peer Gynt (Grieg); Selections from I Pagliacci (Leoncavallo); Selections from Hérodiade (Massenet); Pianoforte Solo, Turkish March (Mozart); Cello Solo, Minuet (Mozart); Selections from **The Barber of Seville** (Rossini); Mandoline Selections, (a) Les Millions d'Ariéquin (Drigo), (b) Songe d'amour après le bal (Czibulka), (c) La vie heureuse (Schrammel), (d) Gavotte Louis XIII; in the Interval, Time Signal. 10.15, North African News. 10.30 (approx.), Close Down.

VIENNA (517.2 metres): 15 kW.—2.15, Phototelegraphy Transmission. 2.45, "Pechvogel und Glückskind," Play for Children (Blachetta). 3.30, Orchestral Concert, by the Dostal Orchestra: Prelude from **Eva** (Lehár); Waltz, Trauerationen (Joh. Strauss); Selection from **Manon** (Massenet); Violin Solo by Herr Willi Boskowsky, Legend (Wienawsky); Second Hungarian Rhapsody (Liszt); Blumengedüster (von Blon); Potpourri, Pikante Blätter (Konzák); Schlussmarsch (Ertl). 5.15, Concert of Chamber Music: Concerto in E Minor (Nardini); Andantino (Martini); Tempo di Menuetto (Pugnani); Sonata for Horn and Pianoforte (Beethoven). 6.15, Franz Karl Ginzkey in Selections from his own Works. 7.20, "Auf Befehl der Herzogin," Operetta-Idyll in Three Acts (Granichstaedten); followed by Phototelegraphy Transmission.

VILNA (435 metres): 1.5 kW.—4.45, News in Lithuanian. 5.0, Programme from **Warsaw**. 6.0, Talk for Women by Mue. Eln Buncler. 6.25, Art Talk by Prof. J. Klos. 6.50, News and Time Signal. 7.0, Programme from **Warsaw**. 7.30, Programme in Celebration of the First Anniversary of the Vilna Broadcasting Station. 9.0, Programme from **Warsaw**. 10.30 (approx.), Close Down.

WARSAW (1,111 metres): 10 kW.—4.30, Talk by Prof. Moscicki. 4.45, Announcements. 5.0, Programme for Children. 6.0, Miscellaneous Items. 6.20, Mr. Kolodziejczyk, Talk: The Bay of Biscay. 6.45, News. 6.56, Time Signal. 7.0, News. 7.5, "Radio-Chronique," by Mr. M. Stepowski. 7.30, Relay of an Operetta; in the Interval, Theatre Notes. 9.0, Aviation Notes and Weather Report. 9.5, News. 9.20, Police Announcements and Sports Notes. 9.30, Dance Music from the Oaza. 10.30 (approx.), Close Down.

ZÜRICH (588 metres): 1 kW.—3.0, Concert from the Carlton Elite Hotel. 4.15, Accordion Selections. 4.45, Weather Report and Exchange Quotations. 5.0, Selection from new Gramophone Records. 6.0, Chimes from the Zurich Churches. 6.15, Time Signal and Weather Report. 6.20 (approx.), Popular Programme. 7.15, Variety Concert: Songs, Selections by Tamperli (Entertainer), and Orchestral Music. 9.0, Weather Report and News. 9.10, Gramophone Selections of Dance Music.

SUNDAY, DECEMBER 9th.

All Times are reduced to Greenwich Mean Time and are p.m. except where otherwise stated.

by Teddy Petersen; in the Interval at 11.0, Town Hall Chimes, relayed from Copenhagen. 11.30 (approx.), Close Down.

Programmes from Abroad.—

BARCELONA (Radio-Barcelona), Call EAJ1 (344.8 metres); 1.5 kW.—11.0 a.m., Cathedral Chimes Transmission. 11.5 a.m., Meteorological Report for Europe and Spain. 1.30, Concert of Trio Music; Gramophone Records in the Intervals. 2.45 to 5.30 (approx.), No Transmission. 5.30 (approx.), Musical Programme; Agricultural Market Prices and Exchange Quotations in the Intervals. 8.0 to 8.20, Lecture, arranged by the Catalonian Institute of Agriculture at San Isidro. 8.20, Musical Selections by the Station Orchestra. 8.40, Sports Notes and Bulletin. 9.0 (approx.), Close Down.

BASLE (1,010 metres); 1.5 kW.—Programme relayed from Bern.—7.0, Concert. 8.45, Late News and Announcements and Weather Report and Forecast. 9.15 (approx.), Close Down.

BERGEN (370.4 metres); 1.5 kW.—9.30 a.m., Relay of Morning Service. 11.30 a.m., Weather Report and Forecast and General News Bulletin. 7.0, Concert by the Bergen Wireless Orchestra. 7.50, A Chat on Current Events. 8.30, Musical Recital: Arensky's Trio for Violin, Cello and Piano, by Mrs. Bonnevie, Herr Schuster and Herr Müller. 9.0, Weather Report and Forecast, Late News Bulletin and Time Signal. 9.15, Dance Music. 11.0 (approx.), Close Down.

BERLIN (Königswhusterhausen) (1,250 metres); 40 kW.—7.55 a.m., Chimes, relayed from the Garrison Church, Potsdam. 8.0 a.m., Sacred Recital with Sermon, relayed from Voxhaus, followed by Chimes from Berlin Cathedral. 10.30 a.m. (approx.), Concert Programme from Voxhaus. 3.0, Talk. 3.30, Relay of Musical Programme from Voxhaus. 5.0 to 7.0, Programme of Talks, arranged by the "Deutsche Welle," followed by Relay from another German Station. 9.15, Late News and Announcements and Sports Notes. 9.30, Programme of Dance Music. 11.30 (approx.), Close Down.

BERLIN (Voxhaus) (484 metres); 4 kW.—7.55 a.m., Relay of Potsdam Garrison Church Chimes. 8.0 a.m., Sacred Recital of Choral and Instrumental Music, with Sermon in the Interval, followed by Chimes from Berlin Cathedral. 10.30 a.m. (approx.), Concert from the Grosse Schauspielhaus. 1.0, Elementary Morse Lesson. 3.0, Talk. 3.30, Concert. 4.0, Musical or Literary Programme. 6.0, Talk. 7.0, Concert Programme. 9.15, Meteorological Report; Time Signal, Sports Notes, and Late News and Announcements. 9.30, Programme of Dance Music. 11.30 (approx.), Close Down.

BERN (411 metres); 1.5 kW.—9.30 a.m. to 10.30 a.m., Protestant Sermon. 12.0 Noon, Time Signal and Meteorological Report. 12.5, Orchestral Concert by the Linder and Meyer Orchestra. 6.29, Time Signal and Weather Report and Forecast. 6.30, Reading or Talk. 8.45, Sports Notes, Late News and Announcements and Weather Report and Forecast. 9.0, Musical Selections by the Kursaal Orchestra. 9.40 (approx.), Close Down.

BRESLAU (322.6 metres); 4 kW.—Programme relayed by Gleiwitz (329.7 metres).—8.15 a.m., Relay of Chimes from Christ Church. 10.0 a.m. (approx.), Recital of Sacred Music with Sermon. 1.0, Guessing Competition. 1.10, Talk or Literary Programme. 1.35, Notes for Chess Enthusiasts. 2.0, Children's Programme, Fairy Tales by Friedrich Reinicke. 2.30, Agricultural Lecture. 7.15, Evening Entertainment with the collaboration of Mary Wurm-Meyenberg, Hermann Zanke and others. 9.0, Late News and Announcements. 9.30, Dance Music. 11.0 (approx.), Close Down.

BRUSSELS (508.5 metres); 1.5 kW.—5.0, Light Music. 6.0, Children's Corner. 6.30, Concert of Trio Music. 7.30, Le Radio-Chronique. 8.15, Orchestral Concert. 10.10, News from the Press. 11.0 (approx.), Close Down.

BUDAPEST (556.6 metres); 20 kW.—8.0 a.m., General News Bulletin and Talk for Women. 9.0 a.m., Relay of Sacred Service and Sermon. 11.30 a.m. (approx.), Musical Programme. 2.30, Talk for Farmers. 3.15, Concert. 6.30 (approx.), Concert or Relay of an Opera. 9.45, Dance Music. 10.30 (approx.), Close Down.

COLOGNE (283 metres); 4 kW.—Programme also for Aix-la-Chapelle (400 metres), Langenberg (468.8 metres) and Münster (250 metres).—6.45 a.m., Self Defence Lesson. 7.5 a.m., Review of the Programmes of the Week in Esperanto. 7.15 a.m., Lute or Guitar Lesson by Oly Wirtz Koort. 7.35 a.m., Esperanto Class by Alfred Dormanns. 9.0 a.m., Sacred Festival and Address. 12.0 Noon, Musical Programme. 3.30, Evening Concert, conducted by Karl Weyler: Entr'acte and Ballet Music from "Rosamunde" (Schubert). 6.45, Sports Notes. 7.0, Concert or Opera, followed by Late News and Announcements, Sports Notes and Programme of Light and Dance Music. 11.0 (approx.), Close Down.

CORK, Call GCK (400 metres); 1.5 kW.—8.30, Concert of Vocal and Instrumental Music: Nora O'Sullivan (Contralto). 11.0, National Anthem and Weather Report and Forecast. 11.15 (approx.), Close Down.

CRACOW (566 metres); 1.5 kW.—9.15 a.m. to 10.45 a.m., Relay of Cathedral Service. 10.55 a.m., Relay of the Fantone from the Church of Notre Dame, followed by Time Signal and Meteorological Report. 11.10 a.m., Relay from Warsaw. 1.0 and 1.20, Two Lectures for Farmers. 1.40, Agricultural Bulletin by Dr. St. Wasniewski. 2.15, Concert relayed from Warsaw. 4.30, Talk. 5.0, Programme from Warsaw. 7.30, Evening Concert devoted to Light Music rendered by the Mandoline Orchestra accompanied by Mr. Leon Hoffmann; Vocal Items by Mme. St. Kopf. 9.0, Transmission from Warsaw. 9.30, Relay of Musical Programme from a Restaurant. 10.30 (approx.), Close Down.

DUBLIN, Call 2RN (319.1 metres); 1.5 kW.—8.30 to 11.15 (approx.), Programme relayed from Cork. 8.30, Concert of Vocal and Instrumental Music, Violin Solos by Winifred Small. 11.0, National Anthem and Weather Report. 11.15 (approx.), Close Down.

FRANKFURT (428.6 metres); 4 kW.—Programme relayed by Cassel (252.1 metres).—7.30 a.m. to 8.30 a.m. (approx.), Morning Recital and Address. 12.0 Noon, Transmission, arranged by the Wiesbaden Agricultural Institute. 7.30, Musical or Literary Programme. 9.30 (approx.), Dance Music. 11.0 (approx.), Close Down.

HAMBURG, Call HA (in Morse) (394.7 metres); 4 kW.—Programme relayed by Bremen (272.7 metres), Hanover (297 metres) and Kiel (254.2 metres).—7.25 a.m., Time Signal. 7.30 a.m., Weather Report, followed by General News Bulletin. 7.50 a.m., Talk on Economic Questions. 10.0 a.m. (for Hamburg, Bremen and Hanover), Technical Talk. 11.55 a.m., Time Signal, relayed from Nauen. 12.5 (for Hamburg and Kiel), Musical Programme. 12.5 (for Bremen), Instrumental Music. 12.5 (for Hanover), Gramophone Records. 1.0, Children's Corner, by Funkeinzelmann. 2.0, Concert. 3.0, Musical or Literary Programme. 6.30, Talk on Sport, arranged by the Hamburg School of Physical Training. 6.40, Sports News. 6.55, Weather Report. 7.0, Concert or Play. 9.30, Weather Report and Late News Bulletin, followed by Light Music. 10.50 (for Hamburg, Bremen and Kiel), Weather Report for the North Sea and Baltic. 11.0 (approx.), Close Down.

HILVERSUM (1,071 metres); 5 kW.—12.30 (approx.), Musical Programme. 2.10, Concert of Orchestral Music, relayed from the Amsterdam Concert Hall. 3.40, Musical Programme. 7.40, Weather Forecast, News and Sports Notes. 7.50, Concert, including a Mass by Schubert. 10.40 (approx.), Close Down.

HUIZEN (340.9 metres); 4 kW.—Transmits from 3.40 to 1,852 metres.—8.5 a.m., Relay of Divine Service and Sermon. 12.10, Concert by the Katholieke Radio Omroep Trio. 1.10, Talk. 1.40, Talk. 2.10, Concert. 5.30, Relay of Evening Service from Bodegraven; Sermon by the Minister, the Rev. G. A. Pott, from the Text from St. Luke, Chap. 15, Verses 8-10; Voluntaries by the Organist, Mr. v. d. Vliet. 7.50 (approx.), Orchestral Concert. 10.25, Choral Epilogue, conducted by Mr. Jos. H. Pickkers. 10.40 (approx.), Close Down.

KALUNDBORG (1,153 metres); 7 kW.—Programme also for Copenhagen (337 metres).—9.0 a.m., Divine Service, relayed from Copenhagen. 10.30 a.m. to 10.40 a.m. (Kalundborg only), Weather Forecast from the Meteorological Institute. 12.0 Noon to 12.25, Lesson in German, arranged by "Radiolytteren." 12.30, Lesson in French, arranged by "Radiolytteren." 1.0, Divine Service Relay from a church in Copenhagen. 2.30, Orchestral Concert. 4.30, Programme for Children. 5.0, Time Signal and Chimes. 5.50 (Kalundborg only), Weather Report and Forecast from the Meteorological Institute. 6.0, Press News and Announcements. 6.15, Correct Time. 6.30 (approx.), Talk. 7.0, Town Hall Chimes from Copenhagen. 7.5, "Dyveke," Melodrama in Three Acts, by Hans Werner, Music by Ludolf Nielsen, followed by News and Announcements. 10.0, Dance Music Programmes by the Palace Hotel Orchestra, conducted

by Teddy Petersen; in the Interval at 11.0, Town Hall Chimes, relayed from Copenhagen. 11.30 (approx.), Close Down.

KATOWITZ (422 metres); 10 kW.—9.15 a.m., Relay of Divine Service. 10.55 a.m., Time Signal. 11.0 a.m., Meteorological Report. 11.15 a.m., Concert of Popular Music by the Studio Quartet. 1.0, Religious Address. 1.20 and 1.40, Two Agricultural Lectures. 2.0, Meteorological Report. 2.15, Transmission of the Warsaw Philharmonic Orchestral Concert. 5.0, Musical Programme. 6.0, Various Announcements. 6.20, Half-an-Hour of Humour, by Prof. St. Ligon. 6.58, Time Signal. 7.0, Talk. 9.0, Meteorological Report and Weather Forecast, Press Review and Sports Notes. 9.30, Dance Music Programme. 10.30 (approx.), Close Down.

KAUNAS (2,000 metres); 7 kW.—2.30, Children's Corner. 4.0, Talk by J. Ardicikas. 6.30, Concert or Outside Relay. 9.30 (approx.), Close Down.

KÖNIGSBERG (303 metres); 4 kW.—Programme relayed by Danzig (272.7 metres).—8.0 a.m., Morning Service with Choral and Instrumental Selections and Address. 10.0 a.m., (Königsberg only), Weather Report and Forecast. 10.15 a.m. (approx.), Musical Programme. 11.55 a.m., Relay of the Time Signal from Nauen, followed by Weather Report and Forecast. 7.0, "Alpenkönig und Menschenfeind," a Drama of Men and Spirits, by Ferdinand Raimund, adapted for the Wireless by Hans Bodenstedt, Music by Hermann Erdlen. 9.10, (approx.), Late News Report and Sports Bulletin.

LAHTI (1,522.8 metres); 35 kW.—Programme also for Helingsfors (375 metres).—7.0 a.m., Relay of Church Service. 9.50 a.m., News from the Press. 10.5 a.m., Concert. 10.50 a.m., Weather Report and Time Signal. 11.0 a.m., Relay of Church Service in Swedish. 3.0, Concert by the Lahti Wireless Orchestra. 4.57, Time Signal and Weather Report and Forecast. 5.10, Concert by the Wireless Orchestra: Overture to William Tell (Rossini). 7.15, Concert by the Station Orchestra with Soloists. 7.45, General News Bulletin given in Finnish. 8.0, News Bulletin in Swedish. 8.30 (approx.), Close Down.

LANGENBERG (468.8 metres); 20 kW.—Programme also for Aix-la-Chapelle (400 metres), Cologne (283 metres) and Münster (250 metres).—8.0 a.m., Boxing Lesson, by Dr. Ludwig Bach. 7.5 a.m., Alfred Dormanns: Extracts from the Programme of the Week in Esperanto. 7.15 a.m., Music Lesson. 7.35 a.m. to 7.55 a.m., Lesson in Esperanto. 8.0 a.m., Sacred Recital of Music and Sermon. 12.0 Noon, Musical Programme. 3.30, Concert of Orchestral Music. 6.45, Sports Notes. 7.0, Evening Concert: "The Marriage of Figaro" (Mozart); Late News and Announcements, Sports Bulletin and Programme of Light Music. 11.0 (approx.), Close Down.

LEIPZIG (385.8 metres); 4 kW.—Programme relayed by Dresden (275.2 metres).—7.30 a.m., Relay of Organ Recital. 8.0 a.m., Vocal and Instrumental Concert. 10.30 a.m., Talk. 11.0 a.m., Concert. 3.0, Musical or Literary Programme. 4.0, Concert. 5.30, Talk. 6.30, Concert or Play. 8.0 Stories of East Prussia, read by Martina Otto-Morgenstern. 9.0, Sports Notes. 9.30, Dance Music, relayed from Berlin. 11.30 (approx.), Close Down.

LYONS (Radio Lyon) (291 metres); 1.5 kW.—7.30, "Le Journal Parlé": News, Press Review, Amusements Chronicle and Announcements. 8.0, Concert of Instrumental Music, with the collaboration of Mme. Ducharme (Pianist), M. Camand (Violinist), and M. Testanière (Cellist). 9.0 (approx.), Close Down.

MADRID (Union Radio), Call EAJ7 (375 metres); 3 kW.—Programme relayed by Salamanca, EAJ22 (405 metres)—11.30 a.m., Programme by the Municipal Band, conducted by Maestro Villa, relayed from El Retiro. 2.0, Chimes and Time Signal. 2.5, Concert Programme of Light Music by the Station Orchestra, with Item by Luis Medina in the Interval. 8.30 to 7.0, No Transmission. 7.0, Chimes. 7.5, Concert of Sextet Music: Selections from La alegría de la huerta (Chueca). 8.0, Programme of Dance Music by the Palermo Orchestra from the Alkazar. 8.30 to 10.0, No Transmission. 10.0, Chimes and Time Signal. 10.5, Concert by a Regimental Band. 12.0 Midnight, Chimes, followed by Programme of Dance Music by the Palermo Orchestra, relayed from the Alkazar. 12.30 a.m. (approx.) (Monday), Close Down.

MILAN, 1MI (549 metres); 7 kW.—9.0 a.m., Opening Signal and English Language Lesson. 9.30 a.m. to 10.0 a.m., Concert of Religious Music, with Vocal and Instrumental Items. 11.30 a.m., Time Signal and Concert of Quartet Music. 12.30 to 3.0, No Transmission. 3.0, Opening Signal. 3.5, Concert by the Wireless Quintet. 4.15, Concert by the Tzigane Orchestra, relayed from the Fiaschetta Toscana. 5.0 to 6.55, No Transmission. 6.55, Opening Signal and News and Announcements. 7.30, Time Signal. 7.35,

Sunday, December 9th.

Programmes from Abroad.—

Relay of "The Pearlfishers," Opera (Bizet); Sports Notes and News during the Interval. 10.30 (approx.), Close Down.

MOTALA (1,380 metres); 30 kW.—Programme also for Stockholm (434.5 metres), Boden (1,190 metres), Göteborg (410.5 metres), Malmö (200.9 metres), Östersund (720 metres) and Sundsvall (345.6 metres).—10.0 a.m., Transmission of Morning Service from a Stockholm Church. 3.0, Provincial Musical Programme from Borås, including Soprano, Violin and Harp Solos. 4.55, Chimes from Stockholm Town Hall. 8.15, Late News and Announcements and Weather Report and Forecast. 10.30 (approx.), Close Down.

MUNICH (635.7 metres); 4 kW.—Programme, relayed by Augsburg (566 metres), Kaiserslautern (277.8 metres) and Nuremberg (241.9 metres).—10.0 a.m., Chimes from the Munich Town Hall. 2.0, Musical Programme. 7.0, "The Polish Jew," Opera in Two Acts by Karl Weiss. 9.20, Late News Bulletin. 11.0 (approx.), Close Down.

NAPLES, Call INA (333.3 metres); 1.5 kW.—9.0 a.m., Concert of Sacred Music. 3.45, Programme for Children. 4.0, Programme of Vocal and Instrumental Music. 4.30, Time Signal. 7.30, Wireless Review. 7.50, Transmission by the Neapolitan Harbour Authorities. 8.0, Time Signal. 8.2, Concert of Theatrical Music by the Station Orchestra, with Soloists: Duet from Act III of Carmen (Bizet), rendered by K. Rotondo (Tenor) and R. Aliciuo (Baritone). 9.0, Sports Results. 9.50, Calendar and Review of next day's Programmes. 10.0 (approx.), Close Down.

OSLO (461.5 metres); 1.5 kW.—Programme relayed by Fredrikstad (434.8 metres), Hamar (555.6 metres), Notodden (411 metres), Porsgrunn (500 metres), Bjakan (448 metres).—9.50 a.m., Carillon. 10.0 a.m., Service relayed from the Garrison Church. 8.15, Weather Report and Forecast and Press News. 7.0, Time Signal. 8.15 (approx.), Concert. 8.30, Weather Report and News from the Press. 8.45, Talk on a Current Topic. 9.15 (approx.), Dance Music relayed from the Hotel Bristol. 11.30 (approx.), Close Down.

PARIS (Ecole Supérieure), Call FPTT (458 metres); 0.5 kW.—Programme relayed at intervals by the following stations:—Bordeaux PTT (275 metres), Eiffel Tower (2,650 metres), Grenoble (410 metres), Lille (264 metres), Limoges (285 metres), Lyons PTT (490 metres), Marseilles (303 metres), Rennes (280 metres), Toulouse PTT (260 metres).—8.0 a.m., News of the Day and Time Signal. 9.25 a.m., International Time Signal and Meteorological Report. 12.0 Noon, Concert. 1.0, "Radio Journal de France Economique." 1.30, Concert of Orchestral Music. 4.0, Pasdeloup Symphony Concert, conducted by M. René Bâton. 6.30, "Le Radio Journal de France." 8.15, Talk by M. J. Noiret, member of the Nautical Committee of the French Touring Club. 8.30, Concert, followed by late News Report, Time Signal and Weather Forecast. 10.30 (approx.), Programme of Dance Music relayed from the Coliseum de Paris. 12.0 Midnight (approx.), Close Down.

PARIS (Eiffel Tower), Call FL (2,650 metres); 5 kW.—7.56 a.m., Time Signal on 32.5 m. 9.26 a.m., Fine Signal on 2,650 metres. 5.0, Pasdeloup Concert Relay. 7.10 to 7.20, Meteorological Bulletin. 7.30, "Le Journal Parlé par T.S.F.," with Lecture on a Health Subject, Police Memoirs, Sports Review, News and Announcements and Racing Results. 7.56, Time Signal on 32.5 metres. 8.0 to 9.0, Programme of African and Asiatic Music: Danses arabes (Widor). 10.26, Time Signal on 2,650 metres. 11.15 (approx.), Close Down.

PARIS (Petit Parisien) (340.9 metres); 0.5 kW.—8.45, Gramophone Records. 8.50, Talk. 8.55, News from the Press. 9.0, Concert by artistes from the Paris Opera and the Opéra-Comique. 9.25, General News Bulletin. 9.30, Symphony Concert under the direction of Professor Estlye of the Paris Conservatoire. 10.0, Late News Bulletin. 10.15, Concert of Orchestral Music. 11.0 (approx.), Close Down.

PARIS (Radio L.L.) (370 and 60 metres); 1 kW.—12.30, Programme arranged by Radio-Liberté, News and Announcements followed by Selections of Music by the Charles Seringes Trio. 1.0, Carillon de Fontenay. 3.0, Programme of Dance Music arranged by the Etablissements Radio L.L. 3.0, Concert of Vocal and Instrumental Music. 10.0, Carillon de Fontenay. 10.15 (approx.), Close Down.

PARIS (Radio Paris), Call C1'R (1,750 metres); 6 kW.—9.0 a.m., General News Bulletin and Press Information. 8.30 a.m., Lesson in Physical Training by Dr. Duffré. 12.0 Noon, Religious Address. 12.30, News from the Press. 12.45, Concert by the Albert Locatelli Orchestra with humorous items by Bilboquet in the Interval. 4.30, Gramophone Records by "L'Industrie Musicale." In the Interval, News from the Press. 7.0, Agricultural Talk and Press News. 7.45, The Radio-Paris Guignol. "Le jour du terme" (Doretz), by Bilboquet, Zecca, Brinchetaye and H. Carl. 8.30, Concert by the Station Orchestra. In

All Times are reduced to Greenwich Mean Time and are p.m. except where otherwise stated.

the Intervals, News from the Evening Press and Late News Bulletin. 10.30 (approx.), Close Down.

PITTSBURGH, Call KDKA (63 and 27 metres); 25kW.—4.0, Sessions Clock Chimes, followed by Divine Service. 6.30, Programme arranged by the Whitehouse Coffee Company, relayed from New York. 7.0, "Roxy's Stroll," Programme from WJZ, New York. 9.45, Divine Service relayed from the Shalyside Presbyterian Church and Sermon by the Pastor, the Rev. Hugh Thomson Kerr. 11.0, Programme of Orchestral Music. 11.30, Concert by the Whittall Anglo-Persians. 12.0 Midnight, Session Clock Chimes, followed by Service from the Calvary Episcopal Church, Pittsburgh, Sermon by the Pastor, Dr. E. J. Van Ethen. 10.0 a.m. (Monday), National Broadcasting Company's Programme of Music from New York. 1.15 a.m., Collier's Radio Hour from New York. 2.15 a.m., The Utica Jubilee Singers from WJZ, New York. 2.45, a.m., El Tango Romantico relayed from New York. 3.15 a.m., Longine Time. 3.30 a.m. (approx.), Close Down.

POSEN (344.8 metres); 1.5 kW.—9.15 a.m. to 10.45 a.m., Relay of Divine Service. 11.0 a.m., Time Signal. 11.05 a.m. and 11.30 a.m., Two Agricultural Lectures. 2.15, Concert of Symphony Music relayed from Warsaw. 4.45 (approx.), Talk. 7.30, Recital of Violin and Pianoforte Music by Mlle. Marie Szrajberowna and Professor François Lukasiewicz; Violin Concerto in D Major (Tchaikovsky). 8.30, Musical Selections. 9.0, Time Signal. 9.5, Variety Programme. 9.20, Weather Report and News and Announcements. 10.0, Dance Music. 11.0 (approx.), Close Down.

FRAGUE (348.9 metres); 5 kW.—8.0 a.m., Recital of Sacred Music. 10.0 a.m. (approx.), Concert. 12.5, Economic Report. 4.30, Transmission for Workers. 5.0, Programme for German Listeners. 5.30, Sports News. 8.0, Concert or Play. 9.0, Time Signal and Late News Bulletin. 9.20, Concert of Light Music. 10.15 (approx.), Close Down.

RIGA (626.3 metres); 4 kW.—8.0 a.m., Relay of Morning Service in German. 9.15 a.m., Relay of Sacred Service (in Latvian) from the Mara Church. 12.0 Noon, Musical Entertainment for Children. 3.0, Concert by the Station Orchestra under the direction of Arvel Parups. 4.0, Programme of Talks. 6.0, Concert. 8.0, Weather Report. 9.0, Concert by the Orchestra at the Café de l'Opéra. 10.0 (approx.), Close Down.

ROME, Call IRO (447.8 metres); 3 kW.—8.30 a.m., Opening Signal followed by German Language Lesson. 9.0 a.m., Concert of Vocal and Instrumental Religious Music. 9.45 a.m. to 12.0 Noon, No Transmission. 12.0 Noon, Opening Signal. 12.5 to 1.0, Concert of Trio Music. 1.0 to 4.0, No Transmission. 4.0, Opening Signal. 4.5 to 5.30, Miscellaneous Items. 5.30 to 9.10, No Transmission. 7.10, Agricultural Talk. 7.15, Sports Notes and News and Announcements. 7.29, Time Signal. 7.31, Talk. 7.45, Concert by the Grand Symphony Orchestra, conducted by Willy Ferrero: Orchestral Selection, Two Interludes from the Lyrical Poem, "The Two Shepherds" by G. Spagnoli. First Performance in Rome. 9.50, Late News Bulletin. 10.0 (approx.), Close Down.

SAN SEBASTIAN (Union Radio), Call EAJ8 (400 metres); 0.5 kW.—10.0 Concert of Light Music relayed from the Grand Casino. 12.0 Midnight (approx.), Close Down.

SCHENECTADY, Call 2XAD and 2XAF (21.96 and 31.4 metres); 30 kW.—6.30 to 7.0, Programme arranged by the United Radio Corporation at New York. 8.30, Organ Recital relayed from the Union College Memorial Chapel at Schenectady: Organist, Elmer Tidmarsh. 9.0, Address to Men by Doctor S. Parkes Cadman, relayed from New York. 10.30, Violin Recital. 11.0, Stetson Parade Programme relayed from Boston, Mass. 11.30, Programme from New York. 12.0 Midnight, The Old Company's Programme, with Baritone Songs by Reinald Worentrath, relayed from New York. 2.0 a.m., Talk on "Our Government," by David Lawrence, relayed from Washington, D.C. 2.15 a.m., Correct Time. 3.17 a.m., Experimental Television Signals. 3.30 a.m. (approx.), Close Down.

SEVILLE (Union Radio), Call EAJ5 (375 metres); 2 kW.—2.0 to 3.0, Light Music by the Wireless Orchestra and Gramophone Records in the Intervals. 9.30,

Orchestral Concert. 11.0, Flamenco Songs and Dance Music by the Station Orchestra. 11.30 (approx.), Close Down.

STAMBOUL (1,200 metres); 5 kW.—8.30, Concert. 4.20, Exchange Quotations and Grain Prices. 5.15, Turkish Concert. 7.30, Weather Report and Forecast followed by Time Signal. 7.40, Talk on the History of Music. 7.55, Orchestral Concert. 9.0, Late News Bulletin. 9.30 (approx.), Close Down.

STUTTGART (379.7 metres); 5 kW.—Programme relayed by Freiburg (577 metres). 10.15 a.m. (approx.), Recital of Vocal and Instrumental Music. 11.0 a.m. (approx.), Orchestral Concert followed by Gramophone Selections. 1.0, Children's Corner. 2.0, Talk. 6.45, Time Signal and Sports Notes. 7.15 (approx.), Musical or Dramatic Programme followed by Late News Bulletin and Sports News. 10.15 (approx.), Close Down.

TALLINN (408 metres); 2.2 kW.—8.0 a.m. (approx.), Relay of Morning Service. 12.30 (approx.), Afternoon Concert of Orchestral Music. 2.0, Agricultural Bulletin. 6.0, Musical Programme. 9.0 (approx.), Close Down.

TOULOUSE (Radiophonie du Midi) (399.6 metres); 8 kW.—12.30, Weather Report and Local Market Prices. 12.45, Concert of Orchestral Music. 1.0, Correct Time. 1.45, News and Announcements. 8.0, Parisian Market Prices and Stock Exchange Quotations. 8.15, News from "La Dépêche" and "Le Petit Parisien." 8.30, Concert of Orchestral Music. 9.0, Time Signal. 9.6, Concert arranged by "L'Association des Commerçants Radio-Electriciens du Midi"; Selections from "Manon"; Opéra-comique in Five Acts (Allassent) founded on the Novel of that name by L'abbé Prévost. 10.15, "Le Journal sans papier" with Reports from North Africa and Late News and Announcements. 10.30 (approx.), Close Down.

VIENNA (617.9 metres); 15 kW.—Programme relayed by Graz (357.1 metres), Innsbruck (204.1 metres), Klagenfurt (272.7 metres), and Linz (254.2 metres).—9.20 a.m., Musical Recital. 10.0 a.m., Concert by the Vienna Symphony Orchestra. 2.30, Experimental Transmission of Pictures. 3.0, Orchestral Concert. 7.5, "The Golden Sphinx"; Wireless Comedy in three acts by Fritz Gottwald, produced by Hermann Wawra, followed by Light Music and Experimental Transmission of Pictures. 10.15 (approx.), Close Down.

VILNA (435 metres); 1.5 kW.—9.15 a.m. to 10.45 a.m., Relay of Cathedral Service. 10.56 a.m., Time Signal. 11.0 a.m., General News Bulletin relayed from Warsaw. 1.0 to 6.0, Programme relayed from Warsaw. 1.0 to 2.0, Three Talks on Agriculture. 2.0, Meteorological Report. 2.15, Orchestral Concert. 4.20, Talk and News. 5.0, Popular Concert of Polish Music by the Polish Radio Orchestra conducted by J. Ozminski: "La recherche en mariage" (Pologne); "Overture by F. Nowowiejski. 6.0, Talk in Lithuanian. 6.20 to 10.30, Programme relayed from Warsaw. 6.20, Talk. 6.45, General News Bulletin and Time Signal. 7.0, Talk. 7.30, Concert. 9.0, Aviation Route Report and Weather Forecast. 9.5, News Bulletin from the Polish Telegraphic Agency. 9.20, Sports News and Police Notes. 9.30, Dance Music relayed from the "Oaza" Restaurant, Warsaw. 10.30 (approx.), Close Down.

WARSAW (1,111 metres); 10 kW.—9.15 a.m. to 10.45 a.m., Divine Service Relay. 10.56 a.m., Time Signal. 11.0 a.m., Aviation Notes and Weather Report and Forecast. 11.10 a.m., Symphony Concert arranged by the Educational and Cultural Section of the Magistracy of Warsaw and the Symphony Concerts Directorate and rendered by the Symphony Orchestra, of the Warsaw Philharmonic, conducted by Mr. B. Szulc: Soloists, Mme. M. Bar (Pianist) and Mme. Alma Rose; (Violinist), Tasso—Symphonic Poem (Liszt). 1.0 to 2.0, Three Agricultural Lectures. 2.0, Weather Report and Forecast. 2.15, Concert of Symphony Music from the "Philharmonie de Varsovie." 4.45, Acronautical Lecture by J. Osinski. 5.0, Popular Concert. 6.20, Talk. 7.30, Concert. 9.0, Aviation News and Weather Report and Forecast. 9.5, Late News and Announcements. 9.20, Police and Sports Notes. 9.30, Dance Music Programme from the "Oaza" Restaurant conducted by W. Roszkowski. 10.30 (approx.), Close Down.

ZAGREB (309.2 metres); 0.7 kW.—10.30 a.m., Morning Concert Programme. 4.0, Programme of Dance Music, relayed from the Club-Cabaret. 6.45, Wireless Talk. 7.0, Relay of an Opera from the National Theatre, Zagreb, in the Intervals: News and Announcements and Weather Forecast. 10.0 (approx.), Close Down.

ZÜRICH (588 metres); 1 kW.—10.0 a.m., Relay of Concert by the Capitol Theatre Orchestra. 11.0 a.m., Meteorological Report. 11.30 a.m., Musical Selections by the Wireless Orchestra. 3.0, Musical Programme from the Carlton Elite Hotel. 6.30, Time Signal. 6.33, Protestant Religious Address. 7.0, Musical Programme. 8.0, Programme from Lausanne. 9.0, Weather Report, News and Announcements and Press Service from the "Neue Züricher Zeitung." 9.30 (approx.), Close Down.



The *New Amplion* can roar. Hear it on a Saturday afternoon when a football match is being broadcast. The *New Amplion* can whisper. Listen to Auntie whispering half-secrets to Uncle in the Children's Hour. The *New Amplion* can be Sir Henry Wood and all his Orchestra—or A. J. Alan. For this is no ordinary speaker It is the first speaker (not excepting the expensive-to-operate moving coil type) to tell the truth about broadcasting. It lets you know that the B.B.C. 'cellos are bass instruments and that the B.B.C. drums give a deep boom. It tells you when Albert Sandler is fingering the E string tremulously near the bridge. All things that are clear at the microphone are clear at the mouth of the



New Amplion. It gives measure for measure. No more. No less. This "no less" is its triumph. The subtleties, the depths of tone which the ordinary loud speaker cannot reproduce, are revealed by the *New Amplion*. It represents a new era in the science of sound reproduction. Hear it to-day.

The *New Amplion* Speakers in Handsome Cabinets of Oak or Mahogany range in price from £9 10 0 to £42 0 0. Chassis only, £6 and £8.

The Amplion Radio Gramophone in Oak £58 12 6 in Mahogany £63 12 6, including Royalties.

Amplion Standard Speakers, Cone and Horn Types, 5/6 to £5. Junior Models, 35/- to £3 3 0.

Catalogue from all Radio Dealers or from Graham Amplion Limited.

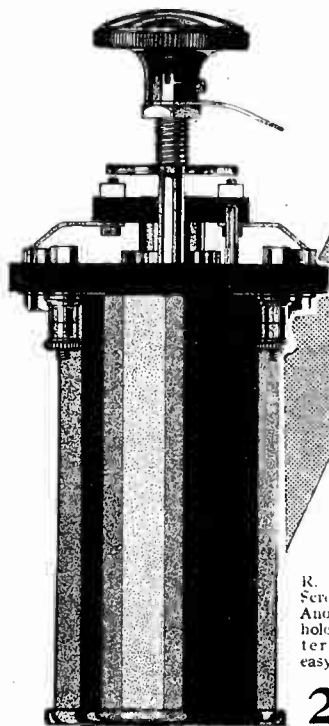
London: 25/26, Savile Row, W.1.

Manchester: 10, Whitworth St. West.

Glasgow: 6/8, West George St. Works, Slough.

AMPLION[®]

The new SCREENED GRID Reactive Anode Unit



R. I. & Varley Screened Grid Anode Unit. One hole fixing. With terminals for easy connections.

27/6

R. I. & Varley components are always up to date. This year we have produced over thirty new components—all up to the usual R. I. & Varley standard.

The new Screened Grid Anode Unit is a typical example. It provides correct values of inductance and reaction for efficient coupling after a screened grid valve. A change-over switch permits both the Anode and reaction windings to be altered simultaneously so that the component covers medium wave lengths between 250 and 600 metres and long wave lengths between 850 and 2000 metres.



THE MARK OF BETTER RADIO.

Kingsway House, 103, Kingsway, W.C.2.
Phone: Holborn 5303.




**SATISFIED USERS ARE
OUR ONLY SALESMEN.**

"I purchased from you on the 6th March last, for my own personal use, a 'Regentone' High Tension Unit, and it has been in daily use since that date, and I have great pleasure in informing you it has given perfect satisfaction.

"It is a splendid instrument, absolutely silent in operation and of the highest efficiency. I have no hesitation in recommending the 'Regentone' Unit to anyone who wants 'The Best.'"

**A GOOD SET DESERVES
A GOOD MAINS UNIT!**



Model W.1a for A.C. Mains
160 v. at 30 m/a.

£7 2 6.

Other models available up to 350 v. at 100 m/a. All A.C. Models incorporate Westinghouse Metal Rectifier.

Permanent Charger with Automatic Coupler.
½ amp. - - - 54/-
1 amp. - - - 70/-
Incorporating Westinghouse Metal Rectifier.

Advt. of Regent Radio Supply Coy., 21 Bartlett's Buildings, E.C.4.

Mention of "The Wireless World," when writing to advertisers, will ensure prompt attention.



CURRENT TOPICS

Events of the Week in Brief Review.

BEAM TELEPHONE TO CANADA.

The Marconi Company is understood to be contemplating the establishment of a commercial beam telephone service between Great Britain and Canada.

○○○○

PICTURE RECEPTION AT SEA.

The "Fultograph" pictures transmitted from Daventry on Monday, Tuesday and Wednesday of last week were picked up with success in the *Aquitania* between Southampton and Cherbourg, and after the vessel had left the latter port for New York. The pictures showed little trace of Morse disturbance.

○○○○

FIRE ENGINE WIRELESS.

To Rochdale falls the honour of being the first town in Britain to include wireless transmitters and receivers as permanent equipment on fire engines. Exhaustive tests have been carried out on bad roads, and, according to reports, the apparatus has successfully withstood the worst shocks. The fire brigade intends to employ wireless to enable fire engines to keep in constant touch with headquarters.

○○○○

WIRELESS CONTROL CLAIM.

A system of wireless control of gunfire in the Navy came up for discussion before the Royal Commission of Awards to Inventors last week, when Commander C. H. Rolleston, R.N., claimed an award in respect of a report submitted to the Admiralty. Mr. Swan, counsel for the Crown, submitted that H.M.S. *Vernon* was engaged in wireless control of fire some time before the receipt of Commander Rolleston's report. The claim was heard in camera.

○○○○

LEAGUE OF NATIONS WIRELESS TESTS.

The League of Nations has now collected reports from all over the world on the reception of the short-wave tests recently carried out from Kootwijk (Holland) on a wavelength of 18.4 metres. The total number of reports was 92, classified by the Secretariat as follows: in 38 cases reception was excellent, in 29 cases it was good; it was fair in 18 cases, the remaining seven being regarded as bad. The best reports were received from Indo-

China, North-West Frontier of India, Mauritius and Sumatra.

The experiments are to be continued from the same station, which will be connected to a small studio in the Palais des Nations at Geneva. Special efforts are being made to reach North and South America, Japan and Australasia.

○○○○

HOW TOWNS AFFECT WIRELESS WAVES.

A paper entitled "Alternation of Wireless Waves over Towns," by Messrs. R. H. Barfield, M.Sc. (Eng.), and G. H. Munro, will be read and discussed at the meeting this evening (Wednesday) of the Wireless Section of the Institution of Electrical Engineers. The paper will deal with the effect of towns, including buildings, tuned aerials, etc., on wave damping.

○○○○

LOUD SPEAKERS, PUBLIC AND PRIVATE.

The problem of the outdoor loud speaker has again come up for consideration, this time by the General Purposes Committee of the Westminster City Council. The Committee recommends the Council to make a by-law prohibiting the use of a wireless loud speaker or a gramophone so as to cause annoyance in any public place, shop or business premises, under a penalty not exceeding £5.

The Home Secretary has stated that nuisances arising from the use of such instruments in private houses are not, in his opinion, of the sort which could be made the subject of a by-law.

○○○○

SAFEGUARDING AERIALS IN GALES.

The special safety devices included in the aerials of the Marconi beam stations successfully stood the test of the recent gales. Where interruption in the wireless services took place it was due to interruptions in land-lines owing to damage in the storm and not to damage in the wireless stations themselves. The aerial wires at the beam stations, which are normally tightly strained, are so arranged that when the wind reaches hurricane force and undue strain is placed on the masts the tension of the wires is automatically reduced at the lower end.

PCJ CALLING.

PCJJ, the famous Philips short-wave station at Hilversum, is to change its call sign as from January 1st next to PCJ. This is in accordance with the Washington agreement.

○○○○

MORE POWER BY DAY.

The U.S. Federal Radio Commission, in response to requests by broadcasting stations which complained of limited day range under the new regime, has granted permission for the use of three times the night power for use during the daytime until sundown.

○○○○

AMATEUR CUP AWARDS.

Mr. T. P. Allen, M.Sc., has been awarded the "Rotab" Cup for 1929 by the Incorporated Radio Society of Great Britain, being selected as the person who has most assisted private experimenters during the past year. Mr. Allen's energies have been directed towards maintaining "contact" between the hundreds of transmitting amateurs scattered up and down the country.

Another interesting award by the Society is that of the "Wortley-Talbot" Cup, also for 1929, to Mr. J. W. Mathews, 6LL, for distinguished work in the 10-metre band. It will be remembered that Mr. Mathews was the first British amateur to establish communication with the United States on this wavelength. The "Wortley-Talbot" Cup is to be awarded annually to the amateur who does the best work on the short wavebands.

○○○○

A BOOK FOR PHOTOGRAPHERS.

The publication of "Photograms of the Year" is an annual event of great importance to all interested in camera work. The thirty-fourth of the series, just issued by our publishers, contains nearly one hundred reproductions of fine camera pictures, together with critical notes, and its contributors include leading photographers in many parts of the world. The book is edited by F. J. Mortimer, F.R.P.S., Editor of our sister journal, "The Amateur Photographer and Cinematographer."

It is published at 5s. net in stiff paper covers, or 7s. 6d. net in cloth boards, ob-

tainable from all booksellers, etc., throughout the country, or direct from the publishers, Iliffe & Sons Ltd., Dorset House, Tudor Street, London, E.C.4.

BROADCAST EQUIPMENT ON NEW SHIP.

The *Lady Rodney*, the new Canadian National West Indies steamer, which was christened at Birkenhead on Friday last by Mrs. J. H. Thomas, is fitted with a six-valve wireless broadcast receiving set for the entertainment of passengers.

TRANSMITTERS' NOTES

Short-wave Tests in Manchester.

The Radio Experimental Society of Manchester is now licensed under the new regulations for transmission on all bands from approximately 170 metres to approximately 5 metres, excluding the R.S.G.B. band. The first tests will shortly take place on 41.5 metres with crystal control accurate to 0.1 per cent. The Society's call-sign is 2FZ.

All radio amateurs in the Manchester district who are interested in short-wave work are invited to communicate with the Hon. Secretary, Mr. R. M. Kay, B.Sc. (Tech.), 2, Daisy Bank Road, Victoria Park, Manchester.

Among the Belgian Amateurs.

Mr. Louis Era, the district manager for Antwerp of the Réseau Belge, tells us that the Belgian Training Ship *L'Avenir* sailed on November 3rd for Port de France, Martinique, and Tampa, Florida, equipped with a short-wave transmitter and using the call-sign XEB 4WK. The wavelength is 32.50 metres, the input being derived from accumulators. Three Philips' TB04/10 valves are employed, one as a master oscillator controlling the other two and working on an input of about 20 watts.

This interesting short-wave station is in the charge of Mr. G. Regnier (4WW) and Mr. G. Neelemans (4FT), who at first experienced considerable difficulty owing to the steel wire rigging of the three-masted sailing vessel which caused an unsteadiness of the note. However, by using a master oscillator with power amplifier the signals improved greatly both in quality and steadiness.

XEB 4WK is working regularly at 2300 G.M.T. during the present month. Messrs. Regnier and Neelemans are anxious to get into two-way communication with British amateurs, and reports of signals heard may be sent to them *via* Réseau Belge, 11, Rue du Congrès, Brussels.

Antwerp Welcomes Visitors.

Any British amateur visiting Antwerp will be cordially welcomed by the local members of the Réseau Belge. During the summer Mr. R. L. Varney (2ARV) attended one of the "reunions" held in the "Paon Royal" on Tuesdays at 8.30 p.m., and on November 6th the local

Broadcast receivers are a feature of all five ships of the new Canada-West Indies fleet. The sets are of sufficient strength to pick up most of the important stations in Eastern Canada and the United States on the regular West Indies run. Arrangements are being made so that passengers will be able to listen-in to the latest Stock quotations.

AMERICAN RADIO PRIZE.

For "his fundamental investigation in piezo-electric phenomena and their appli-

section entertained the Finnish experimenter, Mr. Bjorklund (ES 2HB), who is in charge of the short-wave station OJBT on board s.s. *Thorburg* during her European cruise. The station is working on the 40-metre waveband, and at the time of writing the steamer was bound for Finland, her next trip being to Cardiff, where she expects to arrive early in December. Mr. Bjorklund is very desirous of getting into touch with British amateurs, and hopes to meet several of those in the West Country with whom he has been in wireless communication.

FORTHCOMING EVENTS.

WEDNESDAY, DECEMBER 5th.

Institution of Electrical Engineers, Wireless Section. At 6 p.m. (light refreshments at 5.30). *At the Institution, Savoy Place, W.C.2. Paper on "Attenuation of Wireless Waves Over Towns,"* by Messrs. R. H. Barfield, M.Sc. (Eng.), and G. H. Muir.

North Middlesex Radio Society. At 8 p.m. *At St. Paul's Institute, Winchmore Hill.* Lecture: "Transformer Amplification," by Mr. Garside, of Messrs. Ferranti, Ltd.

Edinburgh and District Radio Society. At 8 p.m. At 117, George Street. *Business meeting.*

Muswell Hill and District Radio Society. At 8 p.m. *At Tollymore School, Tetherdown, Radio Gramophone Night.*

Tottenham Wireless Society. At 8 p.m. At 10, Bruce Grove, N.19. *Business meeting, followed by sale and exchange.*

THURSDAY, DECEMBER 6th.

Ilford and District Radio Society. Lecture: "The Screened Grid Valve," by the Marconiphone Co., Ltd. (with lantern illustrations).

Slade Radio (Birmingham). Lecture: "Loud Speaker Design and Construction," by a representative of Messrs. S. G. Brown, Ltd.

MONDAY, DECEMBER 10th.

Norwich-upon-Tyne Radio Society. At 7.30 p.m. At 11, Saville Row. Lecture: "A.C. and D.C. Battery Eliminators," by Mr. C. L. Lyons, M.I.R.E.

Hackney Radio and Physical Society. At 8 p.m. *At Hackney Electricity Showrooms, Lower Clapton Road, E.5. Discussion on "New Valves and their Merits," with Pentode demonstration.*

EB 4BC to be Crystal-Controlled.

Since his return to Antwerp Mr. Era has been busy reconstructing his station EB 4BC, which is now transmitting on 42.50 metres with a master oscillator and power amplifier, and will very soon be crystal-controlled. He is using a 4-wave Hertz aerial, and even without the crystal his note has been reported as "T9" from Spain, Russia, Sweden, England, and Ireland.

A Bolivian Station.

Mr. Mark Johnson (SO 1AA), Tipuan, Bolivia, is transmitting on 33 metres and wishes to get into communication with British stations.

cation to radio technique," Dr. Walter G. Cady, of the physics department of Wesleyan University, has been awarded the 1928 Morris Liebmann Memorial Prize Medal by the American Institute of Radio Engineers.

The award is made annually to the member of the Institute who in the opinion of the board of directors has made the most important contribution to radio art. Dr. Cady is the author of several important papers on the subject of piezo-electricity.

CLUB NEWS.

The Social Side.

At an enjoyable social and dance evening of the Golders Green and Hendon Radio Society held recently, Col. Vigers, O.B.E., of the 47th Divisional Signals, made a short speech regarding the work of the Signal Division. A film was also shown by Messrs. Kodak, Ltd., depicting some piquant incidents at the Society's last Direction Finding Field Day, held in the neighbourhood of Rickmansworth.

Hon. Secretary: Lt.-Col. H. A. Scarlett, D.S.O., 60, Pattison Road, Childs Hill, N.W.2.

The Value of Joint Meetings.

At a joint meeting of the Croydon and Thornton Heath Radio Societies at South Croydon on Tuesday, Nov. 20th, Mr. H. R. Rivers-Moore, B.Sc., President of the South Croydon Society, lectured on and demonstrated "The Latest Screened Grid Valve Set." Capt. Derek McCulloch (of the B.B.C.) occupied the chair. After explaining the internal features of the valve and the importance of the external screening, the lecturer demonstrated his set, which included two screened grid stages. Ample volume was obtained with many distant stations, and the purity of reproduction was fully appreciated by the large and critical audience.

At the conclusion of the meeting, the Hon. Secretary of the Thornton Heath Society stressed the value of holding joint meetings, and said on behalf of his Society that he hoped to reciprocate the invitation in the near future.

Hon. Secretary (South Croydon Society), Mr. E. L. Cumbers, 14, Campden Road, South Croydon.

Wireless and Gramophone Reproduction.

A demonstration in which radio reception and electrical gramophone reproduction were compared was the feature of the meeting of Slade Radio (Birmingham) on Nov. 22nd, the demonstrator being Mr. Reuben Heaton. Wireless was represented by an "Everyman Four" receiver and a *Wireless World* moving coil loud speaker. The gramophone was a Panotrope. The lecturer favoured push-pull amplification with a low amplification valve in the first L.F. stage and a tapped anode resistance as volume control. Some interesting contrasts were provided when broadcast reception was followed by a number of records giving a wide range of instruments. A keen discussion followed the demonstration.

Hon. Secretary: Mr. H. Clews, 52, St. Thomas Road, Erdington, Birmingham.

The Rich Man's Set.

A receiving set built regardless of cost with the sole object of obtaining adequate volume with absolute purity of reproduction was demonstrated by a representative of Messrs. Bridge and Sons at a recent meeting of the Southend and District Radio Society. Impressive results were obtained and some interesting comparisons were made on several types of loud speaker.

Hon. Secretary: Mr. F. J. Waller, Lynton, Grange Gardens, Southend-on-Sea.

Prizes for Talks.

The hitherto silent members of the Edinburgh and District Radio Society are to have a concrete inducement to share in the discussions. The meeting this evening (Wednesday) will be devoted to "Lectures," a new monthly feature in connection with which a prize of one guinea will be awarded for the best paper read during the quarter.



Cossor Screened=

Grid Valve S.G.220.



The Cossor screened-grid valve S.G.220 for use with a 2-volt accumulator.

BY this time readers must be familiar with the unique properties of the screened-grid valve. By fitting a fairly close-meshed grid between the anode and the control grid of a valve, its A.C. resistance is greatly increased, but as this is accompanied by a proportional increase in the amplification factor the efficiency of the device is of the same order as that of the average triode. Unfortunately, there is a limit to the amplification that can be obtained from a single stage and this is reached when the feed-back via the valve causes self-oscillation.

In the Cossor screened-grid valves the anode is connected to a small bakelite shrouded terminal on the top of the glass bulb, and the other electrodes are connected to a standard 4-pin type of base. The control grid and filament pins have the same relative position as on an ordinary 3-electrode valve, but the pin usually connected to the anode is in this case the termination of the screened-grid. One advantage of this arrangement is that the ordinary valve holder can be employed, but the main reason for this method of construction is to keep the inter-electrode capacity reasonably small without leading to an excessive difficulty in manufacture.

Secondary Emission Effects.

The introduction of the screen so alters the characteristics of the valve that it is customary to show these in the form of the relationship between anode voltage and anode current with various grid potentials and a fixed screen voltage rather than as grid voltage—anode current curves. The specimen tested was the 2-volt type—S.G.220—which is rated to pass 0.2 ampere through the filament at this pressure. For the purpose of keeping a check on the fila-

ment current during the test, an ammeter with a very low D.C. resistance was included in the filament circuit, but with the exception of this no other resistance was used.

The measured voltage across the valve pins was a fraction under two and the filament current 0.19 ampere. This compares favourably with normal working conditions, as

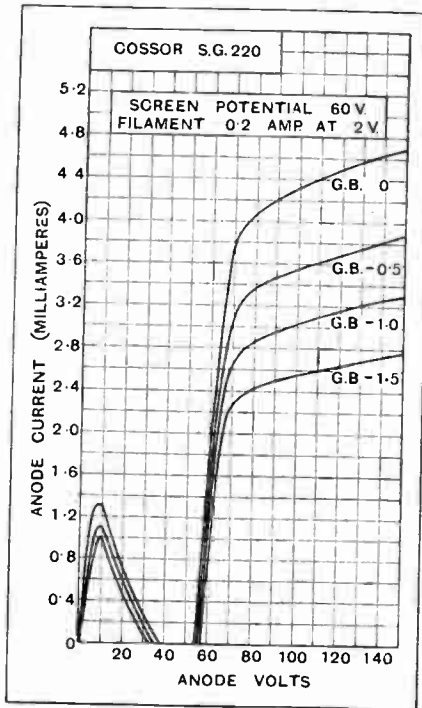
there will be a slight voltage drop in the wiring probably of about the same order.

The potential on the screened-grid was kept at 60 volts and a number of measurements taken with 0, -0.5, -1.0 and -1.5 volts applied to the control grid. It will be seen that the curves are of rather peculiar shape, the anode current rising rapidly with low anode potentials followed by a sharp decline as the voltage is increased and between 40 and 55 volts actually a reversal in direction of flow takes place. This is due to the secondary emission from the plate and must be left at that as the cause and effect is too involved for treatment here.


Mutual Conductance of One.

The part of the curve with which we are concerned when using the valve as an H.F. amplifier is the slightly rising portion between 90 and 150 volts, and it will be seen that between these limits the curves are sensibly parallel although at zero grid volts the curve shows a tendency to rise more steeply. The A.C. resistance of the valve will vary with different grid potentials and anode volts, but if we take approximate working conditions, namely, 130 volt H.T., -1.0 volt G.B. and 60 volts screen potential, the A.C. resistance will be 188,000 ohms, and the amplification factor 188, giving a mutual conductance of one. This compares favourably with the makers' figures—200,000 and 200 respectively—and moreover is of the same order, so that it is reasonable to conclude that the specimen tested is a representative sample.

The most suitable voltage values for normal operating conditions would appear to be between 110 and 150 on the anode, and 60 on the screen.



Characteristic curves of the Cossor S.G.220 valve. Average values, A.C. resistance 188,000 ohms, amplification factor 188, mutual conductance 1.0 mA volt with 130 volts on the anode, and -1.0 volt G.B.



A Safe H.T. Supply

Accumulators, D.C. Mains, and a Charge-Discharge Switch.

WHATEVER may be the position with regard to those having access to A.C. mains, there can be little doubt that amateurs with D.C. supplies are chary of using eliminators. In view of the pitfalls so often encountered when applying this form of supply direct to the receiver, their attitude is reasonable; matters are complicated by the fact that some systems have a positive earth—which means that the majority of the receiver wiring will be above earth potential—and also because one can seldom predict how much smoothing will be necessary in order to correct ripples and irregularities, which are of widely varying intensity. As D.C. current will no longer be supplied for domestic purposes in this country after a few years, one naturally hesitates to face a heavy expenditure for an elaborate eliminator or the parts to make one, and the possibilities of using H.T. accumulators become attractive.

Voltage Dropping Resistances.

If D.C. mains of a sufficiently high voltage are available, the cells can be charged at negligible cost, and provided that a switch is installed in such a way that the operation of charging may be carried out without trouble, there is no excuse for neglecting the battery, and its life will be a long one.

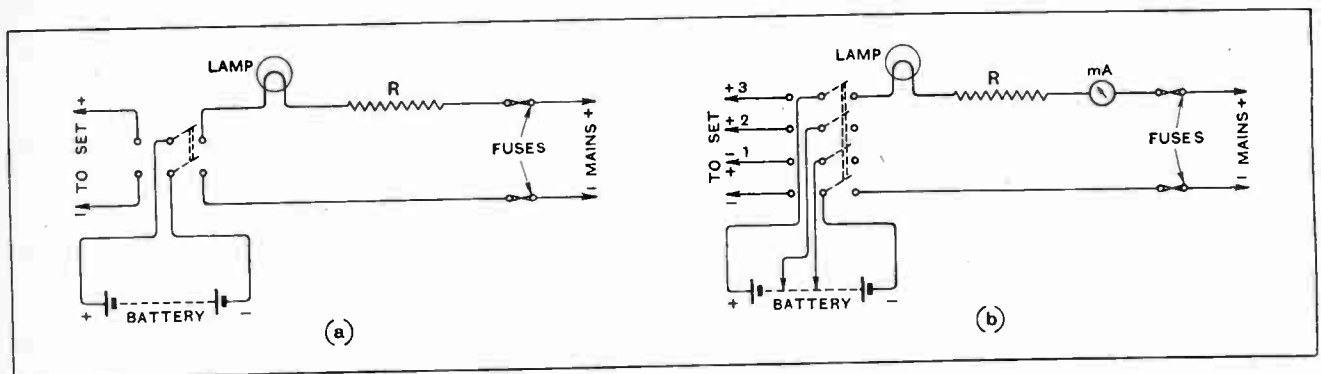
tain the simplicity of a double-pole switch. As pointed out on previous occasions, this arrangement has the advantage that all cells of the battery are equally discharged; this is apart from the fact that the series resistances, in conjunction with their by-pass condensers, serve to isolate the various signal-frequency circuits, and to prevent any undesirable interaction.

Even if the set requires a number of different H.T. voltages, no very serious complication will ensue, but it will be necessary, as shown in diagram (b), to fit a switch having a greater number of poles—one for the negative connection and one for each of the positive tappings.

Charging Rates.

The diagrams are almost self-explanatory; to operate the set the switch blades are moved to the left, while to recharge the battery they are placed in the reverse position, so that current from the mains is passed through the battery. In each of the diagrams a resistor R and a lamp are shown; it is not necessary that both of these should be used, as long as there is sufficient resistance in circuit to restrict the flow of current to a value not exceeding the maximum charging rate specified by the manufacturers.

The calculation of this resistance is quite a simple matter; the first operation is to find the voltage avail-



How an H.T. battery may conveniently be recharged from a D.C. main supply: alternative connections for a charge-discharge switch.

It is to sets in which a common H.T. voltage is applied to all the valves that this kind of switching can be most easily applied; the connections are as shown in the accompanying diagram (a), but it may be pointed out that it is always possible to insert series resistances in the anode circuit of those valves which require less than the maximum pressure available, and thus to re-

able for charging purposes. This is ascertained by subtracting the rated voltage of the battery from that of the mains. We can now work out the resistance necessary by dividing this voltage by the required charging current (in amps.). As an example, let us assume that it is desired to charge a 120-volt battery from 240-volt mains at 100 milliamps (0.1 amp.): in this case the

A Safe H.T. Supply.—

voltage available for charging, after subtracting the back-pressure of the battery, will amount to 120 volts, and we can get the necessary value of resistance by dividing 120 by 0.1, the result being 1,200 ohms.

As already suggested, the exact form taken by the limiting resistance is unimportant—provided it will safely pass the desired current—and an ordinary electric lamp is certainly the least expensive and simplest. Its resistance may be ascertained by dividing its rated wattage by rated voltage; this gives the current passed (in amps.). This may be converted to resistance (in ohms) by dividing the figure thus obtained into rated voltage. Unfortunately, however, the resistance thus ascertained will only be effective when the lamp is glowing at full brilliancy, and not when the voltage applied to it is opposed by that of the battery that is being charged. As is well known, the resistance of a lamp decreases as the voltage applied to it is reduced,

and to avoid passing an excessive current, a lamp with the next lowest wattage rating to that which would apparently be necessary should be chosen.

If a wire-wound resistor is preferred, its value is, of course, chosen in exactly the same way, but as a reminder that the cells are on charge, it is desirable to insert a milliammeter (in the position shown in diagram (b)) or a small flashlamp bulb, which will also be in series with the charging circuit, as indicated in both diagrams. The resistance of this lamp will be relatively so small that it need not be taken into account.

In cases where the wireless receiving apparatus is in use every day for a number of hours, it will often be found convenient to make it a matter of routine to place the battery on charge when the set is switched off; in these cases the charging rate should be fixed at something considerably less than the maximum specified rate, but sufficiently great to make good the drain on the battery during its working periods. H. F. S.

USEFUL DATA CHARTS. (Nos. 18 & 18A.)

Self-Inductance of Multilayer Coils.

THE self-inductance of a multilayer coil of circular section is given by the formula:—

$$L = L_0 \cdot N^2 \cdot D.$$

where L is in microhenrys.

N = total turns.

D = mean diameter of coil in inches.¹

L_0 is a factor depending both on the ratio of axial length to mean diameter and the ratio of radial thickness to mean diameter.

The abac is constructed in exactly the same way as No. 17, but several curves are drawn, one for each value of t/D (ratio of thickness to mean diameter). An inset is provided to show the method of procedure, and a sectional drawing of a coil makes clear the meaning of the quantities l , t and D .

An Example.

A coil of circular section has 316 turns; its external diameter is 4.331ins., while its internal diameter is 3.543ins.; its thickness is 0.394in., and its length 3.937ins. Accordingly $l/D=1$; $t/D=0.1$; $N=316$; $D=3.937$ ins.; and from the abac we should find $L=6,196$ microhenrys, this being the calculated value.

Multilayer Coils of Polygonal Section.

A multilayer coil built up on a former of polygonal section has the same inductance as one of circular section possessing the same length, thickness,² and turns provided that the mean diameter of the circular section coil bears a certain relation to that of the coil of polygonal section. This equivalent diameter is given by abac 18a, which is self-explanatory. Thus a coil of

¹ Mean diameter=overall diameter of mean turn, less diameter of wire. Length=number of turns in one layer multiplied by axial pitch. Thickness=number of layers multiplied by radial pitch.

² By thickness is meant the radial thickness measured along a radius drawn at right angles to the direction of the wire and not a radius drawn to a vertex of the polygon.

square section, whose mean turn has a diameter of 3ins. (as measured by calipering across opposite vertices of the square and subtracting the diameter of the wire), is equivalent to a round-section coil of mean diameter 2.43ins.

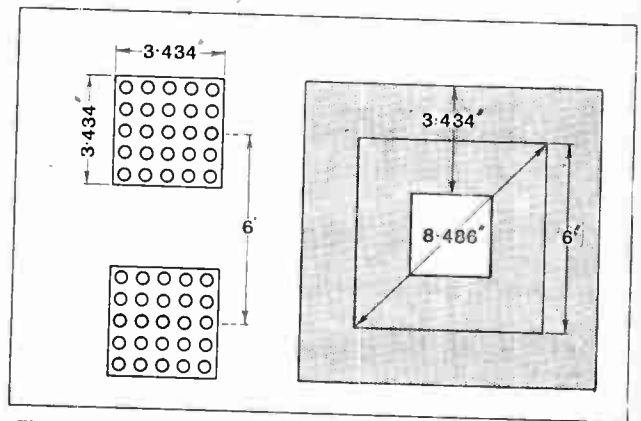


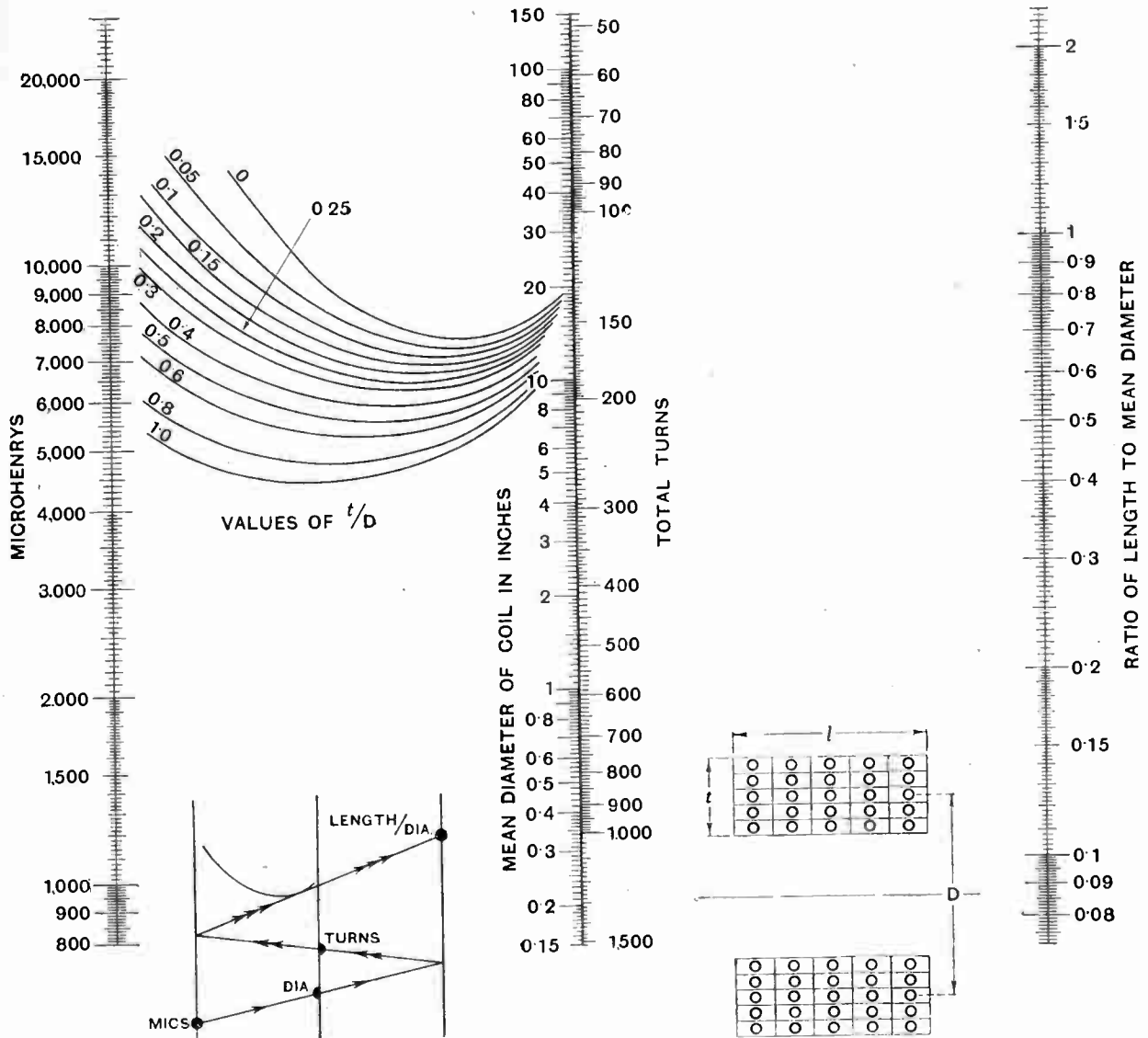
Fig. 1.—An example of a square-section coil with side measuring 6ins. Assuming 200 turns, and by using the abac given this week, the inductance works out at 4,425 microhenrys.

Strictly speaking, the correction factor should vary with the ratio of length to mean diameter, but between the limits 2 and 0.1 of this ratio the variation is less than the probable error in working abac 18.

An Example using a Square-section Coil.

As shown in the figure the mean turn forms a square whose side measures 6ins.; the diameter of its circumscribed circle is 8.486ins. Abac 18a gives the equivalent mean diameter as 6.87ins. Accordingly, the equivalent coil has

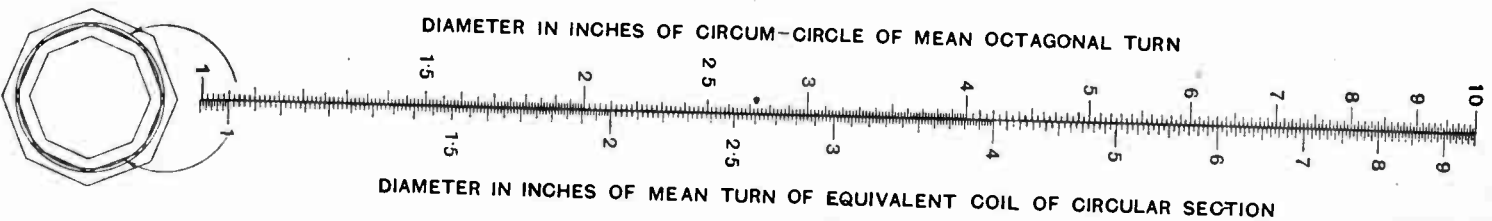
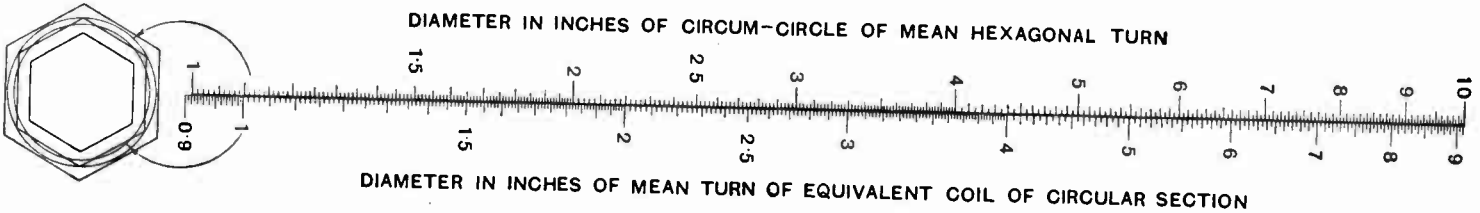
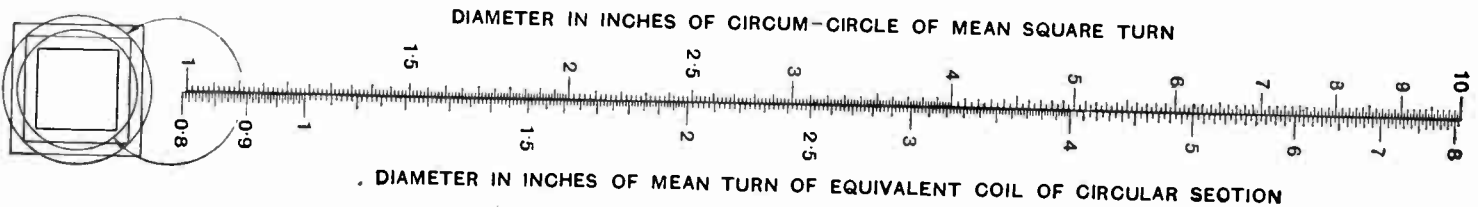
$t/D = \frac{3.434}{6.87} = 0.5$, and $l/D = \frac{3.434}{6.87} = 0.5$. Hence, assuming 200 turns, abac 18 gives $L = 4,425$ microhenrys.



SELF INDUCTANCE OF MULTILAYER COILS OF CIRCULAR SECTION
 FOR CORRECTION FACTOR REQUIRED FOR COILS OF
 POLYGONAL SECTION SEE ABAC NO 18a.

W. W. ABAC

NO 18




W.W. ABAC

SELF INDUCTANCE OF MULTILAYER
COILS OF POLYGONAL SECTION

No 18 a.

BROADCAST



BREVITIES

By Our Special Correspondent.

Christmas Broadcasting Arrangements.—Studio Design at "Broadcasting House."—An Imaginative Forecast.—British Stations Heterodyned.—Largest Cathedral Organ Broadcast.

Christmas Broadcasting

One of the first "Christinassy" broadcasts has been arranged for Monday, December 17th, when listeners to 2LO, 5XX, and several other stations will hear Community Carol Singing by the boys of Canford School, Wimborne, Dorset. On the same day there will be a carillon broadcast from Messrs. Atkinson's, Old Bond Street, the recitalist being the noted Belgian carillonist, Chevalier Jef Denyn.

o o o o

"The Messiah."

A cathedral rendering of "The Messiah" is such a rarity nowadays that special interest attaches to the broadcast on Sunday, December 23rd. This will consist of the full choral and orchestral version of Handel's best-known oratorio from York Minster, beginning at 2.30 p.m. It will be relayed to 2LO and 5XX and to a number of other stations.

o o o o

Wassail.

The Yuletide spirit will find an outlet on Christmas Eve in "Wassail à la Carte," a musical programme to be opened with a Frankau-British overture. Mr. Gilbert Frankau will be present to contribute an item of his own, and will be supported by the Gershon Parkington Quintette with Yvette Darnae and Rex Palmer.

Later in the evening listeners will hear carols from the churchyard of St. Mary's, Whitechapel.

o o o o

On Christmas Day

There will be no dearth of broadcast fare on Christmas Day. Lunch hour music from the Hotel Cecil will be followed by a special Christmas concert in the afternoon, provided by the Wireless Military Orchestra, with Catherine Stewart (contralto) and William Primrose (violin).

Laurence Housman's nativity play, "Bethlehem," will be broadcast from 2LO, 5XX, and other stations at 4.45 p.m. The Children's Hour will be given as usual.

The most seasonable item in the 2LO's evening programme will be a reading by Ian Hay from "The Holly Tree," by Charles Dickens.

Novel Pantomime Idea.

Ernest Longstaffe, who is busy on the script for a pantomime "Dick Whittington," to be broadcast on Boxing Day, tells me that he has "adhered to the story absolutely."

This is something new in a pantomime! From what I can remember of pantomimic entertainment, the story is lucky if it gets a look in. The time is usually monopolised by the principal "boy," the mother-in-law, and the knockabout comedians.



"BROADCASTING HOUSE." The approved design for the B.B.C.'s new building at Portland Place, London, W. The studios will be situated in the central block, the surrounding offices giving protection from street noises.

Alice at the Microphone.

An adaptation of Lewis Carroll's fantasy, "Alice Through the Looking-Glass," which, prepared by Mr. Cecil Lewis, is to be given from 5GB on December 18th, and from 2LO, 5XX, and other stations on December 21st. I hear that the B.B.C. is wondering whether the part of the Leg of Mutton should be played by a man or a woman. This just shows what problems the Corporation is called upon to face.

The Studios in "Broadcasting House."

The recent official announcement concerning the design of the new Broadcasting House in Portland Place confirms much that has already appeared in these columns.

All listeners will be glad to note that the primary consideration will be the design of the studios. To the man at the receiving end it would be small satisfaction, if reception were poor, to know that the music was coming from the most magnificent building in London. He would be in much the same case as the Irish tourist in the Tube who had to get what comfort he could from the announcement that he was passing under some of the most interesting parts of the Metropolis.

o o o o

Studying Acoustics.

Of the nine studios, four will be more than double the size of the largest studio at Savoy Hill, which is 44ft. by 25ft. In addition to these, there will be a super-studio, three storeys high, of approximately 4,000 square feet, which, together with its gallery, will be capable of accommodating an audience of 1,000, as well as a large orchestra.

It is chiefly in connection with the construction of this studio that Capt. West and his assistants are busy developing the acoustic measurement apparatus to which I was able to give exclusive mention last week.

o o o o

Brick Walls as Sound Insulators.

It is noteworthy that the studios in Portland Place will be the first in this country to be built as studios; up till now every studio has been an adaptation of an existing room, and it speaks much for the resourcefulness of those concerned that there are so few really bad studios in existence at the present time. Luck has played its part, too, for it was not until outside broadcasts were tried that the engineers discovered how fortunate the authorities had been in the choice of the Savoy Hill building, which contains no steelwork and enjoys the sound insulating properties of brick walls.

o o o o

Auxiliary Suites.

In the new building the studios will be insulated from the outer world by

wide corridors and thick brick walls, while a surrounding layer of offices will afford additional protection from street noises.

To each of the four large studios will be attached a suite comprising waiting room, listening room, echo room, and rooms for the band, announcers, and engineers.

An Important Item.

I am told that another important apartment will not be forgotten, viz., the canteen. Needless to say, the available refreshment will be perfectly innocuous, as the B.B.C. licence is merely a wireless one.

The Financial Side.

The building is to cost between £400,000 and £500,000, the money being furnished by a syndicate from whom the Corporation will lease the premises with an option to purchase if and when this appears desirable.

An Imaginative Forecast.

There are more than the immediate financial considerations to account for this cautious attitude of the B.B.C. An official explained to me that the Corporation was looking ten, twenty, and even thirty years ahead. There is no knowing how broadcasting may develop in the next quarter of a century; it is conceivable that present-day conditions may have been entirely superseded. The Corporation turns its imaginative eye on a time when studios may be dispensed with; when television makes it possible for the individual members of an orchestra to perform in their own homes. . . .

Yes, the B.B.C. has imagination.

A Useful Accessory.

Extract from a letter which blew into Savoy Hill last week: "My coil has ten tappings at one end and a barometer at the other."

Evidently he hadn't thought of tapping the barometer.

Wavelength Muddle Grows.

More and more of the B.B.C. stations are being heterodyned by Continental transmitters.

The sooner the wavemeters necessary for the common wavelength scheme are delivered the sooner will listeners to the relay stations be assured of uninterrupted reception. According to Savoy Hill, every one of the relay stations is now being heterodyned, the worst case being that of Bournemouth, which is jostled nightly by three offenders not yet identified.

Listeners situated more than 150 miles from 5XX are finding that the transmissions are upset both by Königswusterhausen and Lahti (Finland).

An Edinburgh "Revel."

The students of the Edinburgh College of Art claim that their annual "Revel" provides the most striking spectacle of its

FUTURE FEATURES.
London and Daventry.
 DECEMBER 10TH.—The Ceremony of the Keys, relayed from the Tower of London.
 DECEMBER 12TH.—"Life's Dream," by Calderon.
 DECEMBER 14TH.—Symphony Concert, relayed from the Queen's Hall.
Daventry Exp. (5GB).
 DECEMBER 9TH.—String Orchestral Concert.
 DECEMBER 12TH.—"The Heart of a Clown," by Constance Powell-Anderson.
 DECEMBER 13TH.—Hallé Concert, relayed from the Free Trade Hall, Manchester.
 DECEMBER 14TH.—"The Stepmother," a farce by Arnold Bennett.
Cardiff.
 DECEMBER 9TH.—The first concert of the Cardiff Musical Society, 1928-9 season.
Manchester.
 DECEMBER 12TH.—How to Dance, a programme of old-fashioned dances.
 DECEMBER 13TH.—Hallé Concert from Free Trade Hall.
Newcastle.
 DECEMBER 9TH.—"The Last Judgment" (Spöhr), Part 1, relayed from Durham Cathedral.
Glasgow.
 DECEMBER 10TH.—Voice, Violin and Flute Recital.
 DECEMBER 13TH.—A Pantomadioptimie.
Aberdeen.
 DECEMBER 14TH.—"The Storm," a short story by H. Mortimer Batten.
Belfast.
 DECEMBER 11TH.—Programme of Gipsy Music.

Organ Recital from Liverpool Cathedral.

A recital by Mr. H. Goss Custard on the Liverpool Cathedral organ—the largest cathedral organ in the world—will be relayed to 2LO and 5XX on Friday next, December 7th. The organ has five manuals and 168 speaking stops.

Euter: A Brass Septet.

A new instrumental combination is to face the Belfast microphone for the first time on December 11th. This is the Station Brass Septet, composed of the brass players from the Station Orchestra, which will play specially arranged selections. They are supported by that popular duo, Grace Ivell and Vivian Worth.

Mr Percy Scholes.

Although Mr. Percy Scholes relinquished his position as music critic of the B.B.C. to go and live and work in Switzerland, he has not severed his connection entirely with the microphone. On December 15th he is coming to England to broadcast another of his popular "New Friends in Music" recitals from 5GB. The illustrations on this occasion will be from Gustav Holst's "The Planets."

A Wagner Night.


The Festival Theatre at Bayreuth, the home of Wagner's music, has as its present conductor Franz von Hoeßlin. He is coming to London on December 14th to conduct the fifth of the B.B.C. symphony concerts at the Queen's Hall.

As might be expected, the programme will consist to a large extent of Wagnerian music—the Siegfried Idyll, the Good Friday Music, and the overtures to "Tannhauser" and "The Mastersingers."

kind outside London. The B.B.C. last year broadcast a running commentary on the spectacle along with dance music. This proved to be so much appreciated that this year they have arranged a more elaborate commentary which will be relayed to all Scottish stations on December 21st, and will consist of short snatches of commentary interspersed with dance music.



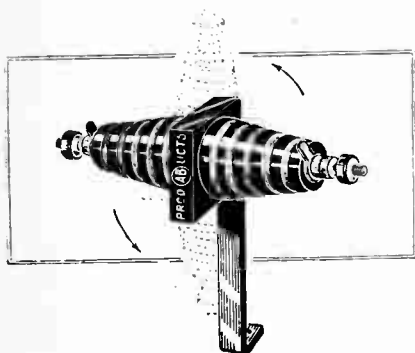
WIRELESS WHILE YOU WAIT. A scene at a station on the Hungarian State Railways, which provide intending travellers with broadcast entertainment while waiting for trains. Note the radio attendant on the left.



A Review of Manufacturers' Recent Products.

A.B. PRODUCTS H.F. CHOKE.

The inductance of this choke is considerable, and resonance is not reached even at a wavelength of 3,300 metres.



A.B. Products H.F. choke; D.C. resistance 1,420 ohms.

Enamelled wire of fine gauge is used and the high D.C. resistance of 1,420 ohms

indicates that the number of turns used is above the average. The windings are carried on a double-ended taper former, and, as the distance between the two cones is greater than the distance between the sub-sections of the winding, the choke is divided into two closed circuits and behaves as two chokes in series. This causes the kink in the impedance curve at 1,200 metres which may cause trouble through self-oscillation between 1,100 and 1,200 metres in a receiver designed to cover the 1,000-2,000 metre waveband. Between 200 and 500 metres and at 1,600 metres the performance will be perfectly satisfactory, and the impedance values at these wavelengths will be as follows:—

Wavelength (metres).	Impedance (ohms).
200	11,000
500	41,000
1,600	192,000


The choke is mounted on a vertical bracket and may be swivelled for wiring in a horizontal or vertical position.

The makers are Messrs. Accessories (Birmingham), 40, Weaman Street, Birmingham.

POSTLETHWAITE COILS

These coils are wound on ribbed formers, and each consist of an aerial coil, grid coil, and reaction winding. The coils for the medium wave band are layer wound with turns touching, and as the winding length to diameter ratio is considerably less than unity, they should be quite efficient coils.

The short wave coil, which covers a wave band of from 18 to 40 metres, is wound with spaced turns, enamel covered

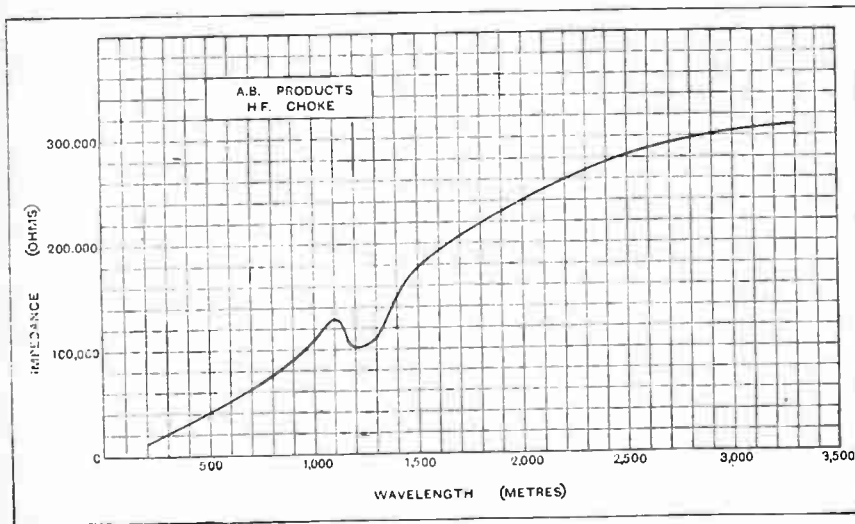


A range of six pin aerial-grid coils. Note the special long wave coil in the foreground.

wire of generous cross-sectional diameter being employed for the grid coil, and a slightly smaller gauge for the reaction winding. In this particular coil the aerial is tapped to a point on the grid coil so that half a turn only is in the aerial circuit. The grid coil has 4½ complete turns and the reaction six.

A long-wave aerial-grid transformer on the same general lines as the medium-wave coil completes the range. In this case, however, sectional windings are adopted, the two lower grooves carrying the aerial coil, the next five grooves the grid coil, and the top pair the reaction.

Of more particular interest is a long-



Impedance curve of A.B. Products H.F. choke; external capacity 8 micro-mfd.

wave aerial-grid coil designed to give improved selectivity on the long waves. Selectivity is governed by the degree of coupling between the aperiodic aerial coil and the tuned grid coil, but with the optimum number of turns the aerial circuit often resonates well below 600 metres, with the result that signals from a powerful broadcast station of medium wavelength will force their way through even though the grid circuit is tuned to about 1,000 metres. To overcome this undesirable state of affairs, the special long-wave transformer type MM3/LS is fitted with a large primary (or aerial) coil, but to maintain the required loose coupling a part only of this coil is coupled to the grid winding. The remainder is wound in two grooves well spaced from the grid coil, this portion being astatically wound. The turns on one section are wound in the opposite direction to the turns in the other, thereby reducing the external magnetic field, and hence the coupling. The designers, Messrs. Postlethwaite Bros., Church Hill, Kinver, Stourbridge, are to be congratulated on the ingenuity displayed in overcoming a rather difficult situation. The price of the special long-wave coil is 10s. 6d., and of the ordinary type 8s. 6d. each.

WATMEL PICK-UP CARRIER.

Although light in weight, the construction of this component is massive. Polished aluminium castings are used throughout, and the adjustable single-ball pivot bearings give a practically frictionless movement without side play. The main arm is allowed lateral movement only, and in no way adds to the pressure of the needle on the record. The pick-up is clamped in a small aluminium rocker arm of negligible weight, so that the pressure on the needle is little more than that due to the weight of the pick-up itself. A set-screw is provided for



Watmel pick-up arm with cast aluminium members and adjustable ball bearing.

fixing the pick-up, and the diameter of the hole is $\frac{3}{16}$ in. Simplicity is the keynote of the design, and no device is included for correcting for track error. An alignment card is

A 47

provided, however, by means of which the track error can be evenly distributed over the range of movement of the arm.

The price of this component, which is made by the Watmel Wireless Co., Ltd., Imperial Works, High Street, Edgware, is 7s. 6d.

A PEDESTAL CABINET FOR THE "MEGAVOX THREE."

The design of this cabinet is quite original, and the dimensions are such that



"Aconicab" pedestal cabinet for the "Megavox Three." The dimensions are such that the cabinet serves also as an occasional table.

it can be used also as a small table for various purposes. The polished oak top measures 18in. x 25in., and the middle section slides out revealing ample space in the interior for batteries as well as the receiver. A special three-ply partition is supplied to separate the set from the batteries.

The overall height is 30in., and the controls fall conveniently to the hand when operating the set from an armchair.


The maker is A. V. Clarke, 22, Old Montague Street, London, E.1, and the price is £3 10s. in polished oak.

DUAL IMPEDANCE COUPLING.

Dual impedance coupling can be described best as a choke-capacity coupling, but with a low-frequency choke in place of the high resistance between the grid and filament (or grid bias) of the following valve. The advantages of this method may not at first be apparent, but in all systems depending on a condenser linkage the reactance, or resistance, of the capacity plays no mean part in the amplification obtained. The reactance of the condenser varies with the frequency,

this increasing as the frequency is reduced. By choosing suitable values for the chokes and condenser it can be arranged that the network resonates low down on the audio scale, thereby maintaining a high amplification over a large portion of the scale. The Igranic dual impedance coupler consists of two iron-cored inductances wound on separate cores and mounted side by side with a condenser built in. The connections between the chokes and condenser are made internally and four terminals are provided for the required outside connections.

From a curve which accompanied the sample sent to us, we notice that when used with valves of suitable impedance an amplification of 7 is obtained at frequencies in the region of 40 cycles, and this rises to 8 at 60 cycles. As the frequency is increased there is a slight falling off in amplification to about 7 between 100 and 200 cycles, and from 300 to 6,000 cycles the amplification is fairly constant, about 7.75, and this is followed by a slow decline between 6,000 and 10,000 cycles where the amplification drops again to 7. It would appear, therefore, that, with the particular valves used, the mean amplification between the two limits given, namely, 40 to 10,000 cycles, is about 7.5. The maximum variation over the whole band is a fraction over 10 per cent, or barely sufficient to be detected by the ear. This curve was



The Igranic dual impedance coupling unit.

taken using two stages of dual impedance coupling.

The makers are the Igranic Electric Co., Ltd., 149, Queen Victoria Street, London, and the price is 30s.

TRADE NOTE.

The business of Messrs. Frank Kay and Co., 40, Clifton Street, Lytham St. Annes, has now been taken over by Messrs. Wilkinson's Wireless Service Co., 47-48, Cannon Street, Preston. All goods and correspondence should therefore be forwarded to the Cannon Street address in future and not to Lytham.



Interesting Improvements and Modification in the New Model.

THE Graves two-valve set needs no introduction to our readers. In its original form it was reviewed in the issue of July 27th, 1927, and in the new design the basic features which contributed so much to the success of the first set have been retained. The tuner is essentially the same, and consists of two coils, one for long and one for medium waves, connected in series with a switch for cutting out the long-wave coil when receiving on the medium B.B.C. waveband. A reaction coil swinging through an angle of 180 degrees couples with either coil according to the waveband in use. The coils are wave-wound on ebonite centres, shellacked and baked, and the complete unit presents a particularly neat and compact appearance. The "Utility" condenser is retained for tuning, but instead of using a fixed series condenser for improving selectivity and, if necessary, reducing wavelength, the alternative aerial terminal is connected to a tapping point on the tuning inductance. Otherwise the circuit remains as before, and the leaky grid detector is followed by a transformer-coupled L.F. amplifier feeding direct into the loud speaker.

Modified Layout.

The layout has, however, been slightly modified; the tuning dial is now on the left and reaction on the right, all the terminals are fitted at the back of the set, and the L.F. transformer (now a B.T.H.) is situated between the two Aeronomic anti-microphonic valve-holders with the grid bias battery immediately behind it.

The appearance has been greatly enhanced by a moulded bakelite front panel with large-diameter engraved bevel dials set in an oval recess. For the sake of

uniformity both scales are engraved in degrees from 0 to 180, so that the zero of the right-hand reaction dial is really at 90° with maxima for long waves and medium waves at 0° and 180° respectively. When the wave-range switch is at "Long," reaction increases from 90° to zero, and at "Short" from 90° to 180°.


The original wood baseboard has been replaced by a special moulding with corner webs which are screwed to the front panel and make angle brackets superfluous. The terminal strip is moulded integral with the baseboard and carries the loud speaker terminals as well as the earth and alternative terminals for the aerial. The battery leads are brought out through holes in the terminal strip and are already fitted with spade terminals and wander plugs.

Improved Quality.

Other points of interest in the specification of the receiver are the redesigned filament and wave-change switches and the substitution of a P.M.2 for the original P.M.1 valve in the output stage.

With the exception of the loud speaker the accessories remain much as before. The new horn-type loud speaker is of massive design and construction, the goose-neck being a heavy iron casting. The flare is of spun metal, and is fixed to the neck by three screws. The joint is well fitted and there is no trace of jarring. An adjusting screw for the movement is situated under the base.

The quality of reproduction has been improved by the use of the P.M.2 output valve, and is more than sufficient for the average living room. The selectivity is much the same as in the original design, and is sufficient to separate 5GB from 2LO in London—no mean performance for a



Interior of the Graves "Vulcan" receiver showing moulded bakelite baseboard and terminal strip.

Broadcast Receivers. Graves "Vulcan" Two.—

two-valve set at only $1\frac{1}{2}$ miles from the latter station. The selectivity is not quite sufficient to enable Continental stations to be received in the London area, but during intervals in the transmission from 2LO several German stations can be heard on the loud speaker.

The price of the new model, including royalty and

complete with aerial equipment and all accessories, remains at £7 17s. 6d., a figure which represents extraordinary value when the quality and performance of the outfit are taken into account. Further, the makers, Messrs. J. G. Graves, Ltd., Sheffield, are prepared to send the set on approval and also on very favourable deferred terms.

LETTERS TO THE EDITOR.

The Editor does not hold himself responsible for the opinions of his correspondents.

Correspondence should be addressed to the Editor, "The Wireless World," Dersett House, Tudor Street, E.C.4. and must be accompanied by the writer's name and address.

SHORT-WAVE ECHOES AND THE AURORA BOREALIS.

Sir,—In connection with the discovery of the abnormally long retardations of short-wave signals discovered by Engineer Hals and so interestingly discussed by Dr. Beatty in your issue of to-day, it seems of interest to enquire whether such phenomena might be explained by purely terrestrial agencies. Everyone must find Professor Størmer's theory delightfully attractive, but I think that other possibilities must be considered as well.

Abnormally long retardations of short-wave signals returned from the upper atmosphere were first described by A. H. Taylor and L. C. Young (Proc. Inst. Rad. Eng., Vol. 16, Nr. 5, 1928), who, in experiments carried out between Rocky Point and Washington, obtained retardations corresponding to a distance of transit of from 2,900 km. to 10,000 km., whereas the great circle distance was only 420 km. In other words, retardations over 20 times greater than we should expect were observed. In discussing these experiments in a paper read before the Union Radio Scientifique Internationale in Brussels on September 13th, 1928, I pointed out that waves travelling vertically upwards into the ionised layer would be "reflected" at a point where the group velocity was reduced to zero, and that, if the gradient in this region was not large, the signal would be very appreciably retarded there.

Now, the retardations observed by Engineer Hals and Professor Størmer are much longer than those observed by Taylor and Young, and the question arises whether waves of 30 metres can remain travelling in the ionised layer for such a period of 10 seconds and yet be of appreciable intensity when they reach the ground again. (There is certainly no difficulty in picturing a path in the ionised layer along which it would take 10 seconds for a signal to make a journey round the earth.) Some calculations I have made show that if there is sufficient ionisation at very great heights, large retardations with only moderate absorption may be explained.

There is also another possibility. If we think of the ionised layer as forming a kind of reflecting shell round the earth the waves sent out from a station may go round many times before they focus to produce a large signal in a particular place. We know, from Quäck's records, that the attenuation for a single circumferential journey may be surprisingly low.

E. V. APPLETON.

Wheatstone Laboratory, King's College.
November 28th, 1928.

TRANSMISSION QUALITY.

Sir,—With reference to the letter dated October 26th, 1928, from Mr. A. K. Gordon in the November 14th issue of your paper, the same variation can be observed in the transmission from 5XX and 5GB.

Those from 5GB are received here in Salisbury pretty well perfectly on a good set using two L.S.5a valves in a stage of push-pull power amplification with 300 volts H.T. and moving-coil speaker, being crisp, clear and natural.

Those from 5XX, on the other hand, are low pitched, woolly, and if any output is desired speech is almost impossible to understand. I have to detune considerably to raise the pitch so that the higher frequencies are given more chance, as it were, although this is never necessary with 5GB's transmissions, which can be tuned in as sharp as you like and are still crisp. After standing it as long as I could I wrote to the Chief

Engineer of the B.B.C., and received a very courteous letter from him in reply, which I am sure he will not mind you publishing, and for that purpose I quote from it as follows:—

"We think that the difference between the quality of the transmissions of Daventry, 5XX and 5GB, which you notice, is due to the latter station being of a more recent design. Daventry 5GB has a better frequency volume response than 5XX, with the result that the overtones are transmitted in their correct proportions. The curve of musical frequency response from 30 to 8,000 cycles in the case of 5GB is practically a straight line; that of 5XX, while not as good, is nevertheless reasonably satisfactory. We would not, however, characterise the transmissions of 5XX as "woolly," though admittedly this performance is not as good as 5GB. However, the difference is hardly discernible, except on apparatus that is extremely susceptible to good quality."

As a matter of fact he is quite correct in stating that it is only on a good set that any difference can be observed, and, of course, many of the foreign stations exhibit just as bad a frequency curve, and this is unfortunately only too noticeable on a good set.

Have any of your readers who take the Bournemouth transmissions noticed that this station has recently very much improved the quality of its transmission?

On my set, although I am only about thirty miles from it, I could not get any good results unless it was transmitting from the Bournemouth Studio, or one of the cafes, owing to very bad cut-off of the higher frequencies, but in the last month or so it has considerably improved, and is now quite a good alternative to 5GB on the lower waveband.

Salisbury.

J. B. KELLAR.

November 14th, 1928.

Sir.—Mr. Gordon's letter on the question of transmission quality raises again the point which I have raised in your column on two occasions. When is that nice reticence on the part of the B.B.C. to be broken down and some information concerning transmission quality vouchsafed to a long-suffering public? In an address to the wireless section of the I.E.E., Captain Eckersley gave some frequency response curves for 2LO, 5XX, and 5GB, but as yet no information has been given for any of the provincial stations. An inspection of the curves given by Captain Eckersley shows that Mr. Gordon is possibly right when he says that the reproduction of 5XX transmissions is short of the higher audio frequencies. 5GB (when it is not subject to fading and distortion) gives at my position the most pleasing results.

I think that some official statement on the subject is long overdue, so would the B.B.C. mind giving the following information:

- (1) Typical frequency response curves for all the provincial stations, both on direct and relayed transmissions.
- (2) What degree of control is exercised, and, if this control were removed, what extra margin would have to be allowed in receiver design to take care of the peakloads.
- (3) What improvements we might expect as regards transmission quality from the new regional high power stations.
- (4) Do the B.B.C. consider that frequency response curves and a measure of the degree of control exercised represent the whole story as regards measuring distortion in broadcast transmissions?

Manchester.

W. S.

November 14th, 1928.

READERS PROBLEMS

"The Wireless World" Supplies a Free Service of Technical Information. The Service is subject to the rules of the Department, which are printed below; these must be strictly enforced, in the interest of readers themselves. A selection of queries of general interest is dealt with below, in some cases at greater length than would be possible in a letter.

Energising Current.

I have an A.C. mains supply at 240 volts. Which is, in your opinion, the most convenient method of using this to energise the pot magnet of a moving-coil loud speaker?

L. P. S.

We think you will find it difficult to beat the arrangement which makes use of a small 6-volt accumulator battery connected across the winding, and charged by means of one of the many devices which are now available. The charger should be able to deliver a current at least equal to that consumed by the winding.

An Overloaded Eliminator.

My set gave good results with batteries, but since obtaining an eliminator signals are weak and badly distorted. Does this indicate that the set is unsuitable for use with a mains supply? The eliminator is beyond suspicion, as I have tried it with a friend's two-valve set with entirely satisfactory results.

R. J.

You do not give details of your set, or any information as to total anode current consumed by it, but we are inclined to think the trouble must be due to the fact that the eliminator is designed for a small output, and that its voltage falls very considerably when connected to

RULES.

- (1.) Only one question (which must deal with a single specific point) can be answered. Letters must be concisely worded and headed "Information Department."
 - (2.) Queries must be written on one side of the paper, and diagrams drawn on a separate sheet. A self-addressed stamped envelope must be enclosed for postal reply.
 - (3.) Designs or circuit diagrams for complete receivers cannot be given: under present-day conditions justice cannot be done to questions of this kind in the course of a letter.
 - (4.) Practical wiring plans cannot be supplied or considered.
 - (5.) Designs for components such as L.F. chokes, power transformers, etc., cannot be supplied.
 - (6.) Queries arising from the construction or operation of receivers must be confined to constructional sets described in "The Wireless World" or to standard manufacturers' receivers.
- Readers desiring information on matters beyond the scope of the Information Department are invited to submit suggestions regarding subjects to be treated in future articles or paragraphs.

your receiver. The fact that your friend's set works well with the H.T. unit would suggest that this is the true explanation.

The "Everyman Portable" Circuit.

Is it possible to use the throttle control reaction circuit of the "Everyman Portable" (on a full-sized aerial) with an auto-transformer type of aerial coupling, and, if so, where should the tapping connections be made? I wish to retain the waveband switch.

L. F. M.

Your proposed modifications can be put into effect if you use a three-pole double-throw switch for waveband changing. The connections will be as in Fig. 1, from which you will see that the

The actual number of turns will depend on the degree of selectivity required and the constants of your aerial system, etc.; the best position for the aerial tap can best be found by trial and error.

o o o o

An Inexpensive Receiver

Is there any reason why the "Pentode Two" receiver should not be used with an ordinary valve in the output position?

W. M.

Provided that you do not require the high magnification and large output obtainable from a pentode valve, there is no reason why an ordinary triode should not be substituted. You will, of course, omit the connection to the screen grid terminal.

o o o o

The Pictures.

I am thinking of using some of my spare components in the construction of a special set for operation with a picture receiver. Will you outline briefly some of the requirements? I am particularly keen on receiving the foreign transmission.

S. T. J.

The most important attributes of a set for long-distance picture reception are high selectivity and good sensitivity. The latter quality is desirable, not because a very strong signal is needed, but because it is desirable to have a wide margin of safety in order to compensate for fading. A smooth control of magnification may be regarded as almost essen-

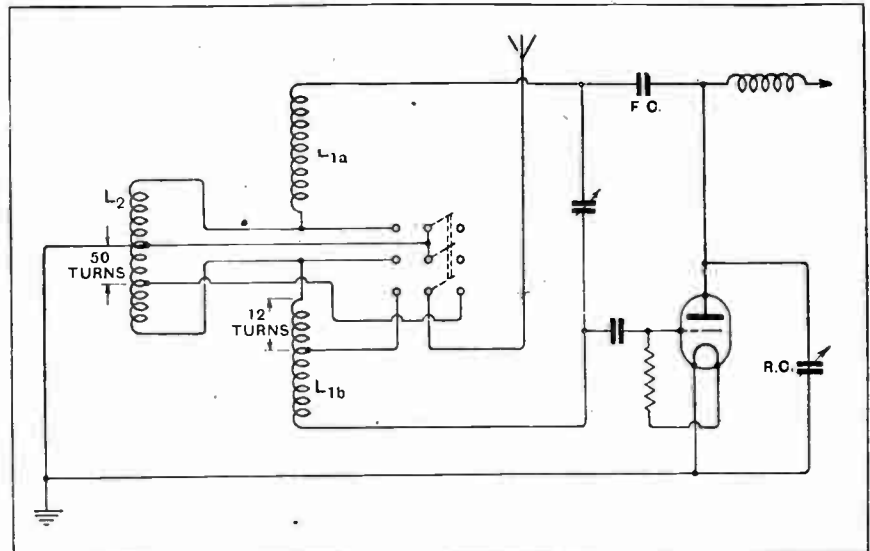



Fig. 1.—A throttle-controlled Hartley circuit with auto-coupled aerial and waveband switching. L_{1a} and L_{1b} represent the divided medium-wave inductance; L_2 is the long-wave coil.

third arm of the switch is arranged to change over the aerial connection to appropriate points on long or short wave coils. These tappings should be made at approximately the positions indicated; you will observe that the aerial is joined in such a way that the coupling turns are situated at the low-potential end of the grid sections of the coils.

We doubt if you could better two H.F. stages with a detector and one L.F. amplifier, and would add that for your purpose "quality" reproduction as it is usually understood is of no importance, although there must, of course, be no marked tendency towards self-oscillation in either H.F. or L.F. amplifiers.



The wonderful R.K. moving coil Reproducer in new models at reduced prices

Prices:
Table Grand Model
 A.C. £34 15 0
 D.C. £30 5 0
De Luxe Model
 A.C. £40 0 0
 D.C. £36 0 0

Here is the R.K. Unit—the actual sound reproducing portion of the R.K. Speaker. Supplied complete with special output transformer & cone diaphragm.
Price £8 5 0
 Filter Unit £1 5 0 extra



It is universally admitted that an R.K. Reproducer is essential for perfect sound reproduction. It will be welcome news to many to learn that this wonderful instrument can now be obtained in new and cheaper forms.

The illustrations show the new models—the "Table Grand" and "De Luxe." The equipment consists in each case of the complete mains-driven amplifier and moving-coil unit contained in a well-finished cabinet.

The wonderful atmosphere of reality which characterises the performance of the original R.K. Reproducer is present in these new instruments. Arranged for reproduction from either a radio set or from a gramophone record using an electrical pick-up.

Ask your dealer to demonstrate the capabilities of these instruments.



MADE IN ENGLAND. ALL BRITISH LABOUR.



The British Thomson-Houston Co. Ltd.

EXTRAORDINARILY LOW H.F. RESISTANCE GIVES AMAZING SELECTIVITY!



Lewcos Centre-tapped Coils have established their popularity with experienced users of radio sets because of their all-round efficiency. They are **Litz wound** in scientifically spaced sections which ensures minimum self-capacity. H.F. Resistance being extraordinarily low, amazing selectivity is inevitable.

Lewcos "X" Coils also are a great improvement on ordinary inductance coils. They have two tapings instead of the standard centre tap, thus you can tune in more stations with razor sharpness.

LEWCOS (REGD.) CENTRE-TAPPED AND "X" COILS

Both Centre-tapped and "X" Coils can be supplied with Continental two-pin fitting if desired.

THE LONDON ELECTRIC WIRE COMPANY & SMITHS LTD.,
 Church Road, Leyton, London, E.10.

Trade Counter and Cable Sales: 7 Playhouse Yard, Golden Lane, E.C.1.

MISCELLANEOUS ADVERTISEMENTS.

NOTICES.

THE CHARGE FOR ADVERTISEMENTS in these columns is

12 words or less, 1/- and id. for every additional word, e.g., 18 words, 1/0 24 words, 2/-
Name and address must be counted.

SERIES DISCOUNTS are allowed to Trade Advertisers as follows on orders for consecutive insertions, provided a contract is placed in advance and in the absence of fresh instructions the entire "copy" is repeated from the previous issue: 13 consecutive insertions 5%; 28 consecutive, 10%; 52 consecutive 15%.

ADVERTISEMENTS for these columns are accepted up to **FIRST POST** on **THURSDAY MORNING** (previous to date of issue) at the Head Offices of "The Wireless World," Dorset House, Tudor Street, London, E.C.4, or on **WEDNESDAY MORNING** at the Branch Offices, 19, Hertford Street, Coventry; Guildhall Buildings, Navigation Street, Birmingham; 260, Deansgate Manchester.

Advertisements that arrive too late for a particular issue will automatically be inserted in the following issues unless accompanied by instructions to the contrary. All advertisements in this section must be strictly prepaid.

Postal Orders and Cheques sent in payment for advertisements should be made payable to **ILIFFE & SONS Ltd.** and crossed **& Co.** Notes being untraceable if lost in transit, should not be sent as remittances.

All letters relating to advertisements should quote the number which is printed at the end of each advertisement, and the date of the issue in which it appeared.

The proprietors are not responsible for clerical or printers' errors, although every care is taken to avoid mistakes.

NUMBERED ADDRESSES.

For the convenience of private advertisers, letters may be addressed to numbers at "The Wireless World" Office. When this is desired, the sum of 6d. to defray the cost of registration and to cover postage on replies must be added to the advertisement charge, which must include the words Box 000, c/o "The Wireless World." Only the number will appear in the advertisement. All replies should be addressed No. 000, c/o "The Wireless World," Dorset House, Tudor Street, London, E.C.4. Readers who reply to Box No. advertisements are warned against sending remittance through the post except in registered envelopes; in all such cases the use of the Deposit System is recommended, and the envelope should be clearly marked "Deposit Department."

DEPOSIT SYSTEM.

Readers who hesitate to send money to unknown persons may deal in perfect safety by availing themselves of our Deposit System. If the money be deposited with "The Wireless World," both parties are advised of its receipt.

The time allowed for decision is three days, during which time, if the buyer decides not to retain the goods, they must be returned to the sender. If a sale is effected we remit the amount to the seller, but if not, we return the amount to the depositor. Carriage is paid by the buyer, but in the event of no sale, and subject to there being no different arrangement between buyer and seller, each pays carriage one way. The seller takes the risk of loss or damage in transit, for which we take no responsibility. For all transactions up to £10, a deposit fee of 1/- is charged, on transactions over £10 and under £50, the fee is 2/6; over £50, 5/-. All deposit matters are dealt with at Dorset House, Tudor Street, London, E.C.4, and cheques and money orders should be made payable to Iliffe & Sons Limited.

THE SALE OF HOME-CONSTRUCTED UNLICENSED APPARATUS.

A Service to our Readers.

We have made an arrangement with the Patentees whereby readers who wish to dispose of a home-constructed receiver not licensed under the patents made use of, can license the set by means of the Deposit System referred to above.

The person desiring to sell, in sending us particulars for his advertisement, will in every case make use of a Box No., and should add to the price which he requires the amount of royalty customarily paid by manufacturers.

If the purchaser is satisfied with his purchase, the sum realised will be forwarded to the seller, less the amount due in respect of royalties, which amount will be paid by "The Wireless World" to the owners of the patents concerned, and a certificate will be handed on to the purchaser of the set.

SPECIAL NOTE.

Readers who reply to advertisements and receive no answer to their enquiries are requested to regard the silence as an indication that the goods advertised have already been disposed of. Advertisers often receive so many enquiries that it is quite impossible to reply to each one by post.

B&J QUALITONE PRODUCTS

ALL WIRELESS WORLD COILS.

"EUROPA III"
COILS 22/- Set. SCREEN 5/-.

"MEGA VOX"
B.B.C. 16/-. 5XX 10/6. BASE 1/6. SCREEN 5/-.
800-ohm resistance 1/6.

B&J. Wireless Co.
2, Athelstane Mews, N.4. Mountview 1695.

POINTS OUT DISTORTION



SIFAM
MILLIAMPERES

Trace & rectify distortion with a



RADIO METER

Ask your dealer to show you the popular priced range and write to Dept. W.W. for free interesting leaflet "What Simple Meters Can Show You."
SIFAM ELECTRICAL INSTRUMENTS CO. LTD.
Bush House, London, W.C.2

IMPORTANT NOTICE.

Owing to the Christmas Holidays, the issue of "THE WIRELESS WORLD" for December 19th must be closed for press earlier than usual.

The MISCELLANEOUS ADVERTISEMENTS for insertion in that issue can be accepted up to **FIRST POST, WEDNESDAY, DECEMBER 12th.**

RECEIVERS FOR SALE.

YOUR New Set or Your Repairs.—Consult F. D. Armitage, 12, St. Domingo Grove, Everton, Liverpool. [9922]

ALEXANDER BLACK. The Wireless Doctor. A specialist in quality reproduction. Details under Miscellaneous. [9748]

SECOND-HAND Receivers, 1-8 valves, perfect; clean; state requirements.—Coutts, Engineers, Clerly. [1424]

MONOTUNE THREE. the 40 station receiver by Allinson, complete constructional envelope and price list of parts; 1/2; circular free; hundreds of dealers and users say the best three.—Below.

SCREEN Grid Stage for the Monotune, complete kit of parts, cabinet and panel, with plans and instructions; 67/6.—A. E. Oakley, 43, Carleton Rd., London, N.7. [1996]

YOUR Receiver will be all the better for fitting a Volume Control Clarostat; 8/6, post free, at all dealers.—See: Claude Lyons, Ltd., displayed advertisement. [2009]

GECOPHONE 4-valve Set, as new, with valves, £11.

BURNDIPT 4-valve Set, with valves and coils, £10; another, last season's model, as new, £12; all in good order and carriage paid.—James Scott and Co., Radio Engineers, Dunfermline. [0207]

MICHAEL Super Screened 4-valve Portable Receiver, quite new and in perfect condition; cost 55 guineas, best offer to BM/BB6B, London, W.C.1. [2145]

5-VALVE Portable, complete, new; £16, or terms.—Express Radio, Factory Sq., Stratham, S.W.16. [2138]

BURNDIPT Ethophone V, Mark V, in De Luxe mahogany cabinet, fitted Ferranti and Marconi transformers, complete with valves, coils, mahogany horn Ethovox, and Ferranti trickle charger, all in perfect condition, £15, demonstration if required; also one 2,000-ohm mahogany Ethovox, 32/6.—Money, Candou House, Woodhouse Lane, Leeds. [2136]

SUPERHET, 8 valves, consumption .8 amp, full working order, test any evening; N.3 district; £21.—BM/1234, London, W.C.1. [2104]

SCOTT SESSIONS, Great Britain's radio doctors; see Miscellaneous advertisement. [0264]

READ and **MORRIS, Ltd.**, for mains sets and components, the mains pin-jets in 1924; 28 London hospitals are equipped with Read and Morris mains set, using no batteries; some of these sets have not even required their dials unlocking for over two years—just a switch on the wall used, nothing else touched. Single sets supply over 800 pairs phones and loud-speakers. Abroad one of our mains sets functions in a government hospital 600 miles from the nearest broadcasting station.

READ and **MORRIS, Ltd.**—2-valve set for D.C. mains from £10; A.O. sets from £15.

READ and **MORRIS, Ltd.**—H.T. eliminators for D.O. mains, £4; for A.O. mains, £6/10; eliminator transformers, from £15/-; full wave rectifying valves, 10/.

READ and **MORRIS, Ltd.**—Why use accumulators? A.C. mains are available? The Longton L.T. unit is a complete substitute at negligible cost, always ready, valve rectifier, no batteries, gives 1.2 amps. at 2, 4, or 6 volts, and operates any set; new price, £6/15.

READ and **MORRIS, Ltd.**, for electrolytic condensers; we use them, have used them for 3 years, liquid and dry; we test them all, but find Longton the best, capacity approximately 2,000 M.P.F., non-liquid; price 12/6, as used in the famous L.T. unit.

READ and **MORRIS, Ltd.**, for moving coil loud-speakers; delivery from stock; also mains-operated receivers and amplifiers for same. Demonstrations continually, service always.

READ and **MORRIS, Ltd.**, undertake the design and construction of any type of radio apparatus. We make for the individual and guarantee results. It will pay you well to consult us before buying elsewhere.

READ and **MORRIS, Ltd.**, have second-hand sets, best makes only, of junk prices; Elwell Aristophone, type 57, 3-valve, £8; Burndipt Ultra IV, with Mark IV tuner, £10, original price £54.

READ and **MORRIS, Ltd.**, 31, Eastcastle St. (facing back of Waring and Gillow's), Oxford St., W. [1973]

Mention of "The Wireless World" when writing to advertisers, will ensure prompt attention.

Receivers for Sale.—Contd.

A.L.—BRITISH Six Receiving Set, in beautiful oak console cabinet, complete valves, double set batteries; cost £60, accept £35, or near; in use 2 months, perfect condition; demonstration any evening after 8 o'clock.—Box 9064, c/o *The Wireless World*. [2123]

MODIFIED 5-valve Solodyne for Sale, perfect condition, 60 stations on loud-speaker; Lowes triple screened coils, complete in cabinet with 6v. valves, eliminator (D.C.), and Lucas 6-volt accumulator; further details on request; licensed under "The Wireless World" system; complete, £19.—Box 9060, c/o *The Wireless World*. [2121]

MICHAEL, Screened Dimic Three, complete, also additional coils for ultra short waves, cost £22/11 month ago, accept £17, perfect; also Amplion Standard Hrugon speaker, £2; reason for selling owner going abroad.—Box 9055, c/o *The Wireless World*. [2116]

MEGAVOX Three, awarded commended prize Manchester Exhibition, best components, Mullard valves, B.B. coils, no cabinet; £16, including royalties.—Box 9057, c/o *The Wireless World*. [2114]

BARGAIN for £25.—Marconi Straight Eight, high and low wavelengths, nearly new, complete with brand new valves, batteries, and 6v. 120a. accumulator.—Martin, Edgware 0380. Box 9056, c/o *The Wireless World*. [2115]

ALL Wave Four, 4 valves and spare, all batteries, latest improvements, loud-speaker; £15, or nearest offer.—Alan, 47, Harwood Av., Bromley, Kent. [2103]

RHOIBES and Co., 24, Brenda Rd., S.W.17.—New Cosmor kits from stock, 2-valve receivers, complete with accessories and loud-speaker; £7/7; royalties paid. [2101]

BURDETT Ethodryne, 1926 model, complete with 7 valves and 2 frame aerials; cost £60, what offers.—Hammer and Fitton, Milarow Rd., Rochdale. [2089]

FOR Sale, Supersonic 7-valve wireless set, complete with frame aerial, 6-volt valves and accumulators, H.T. batteries, and large Celestion loud-speaker, whole set as new, hardly used; set alone cost over £70 now, sacrifice for quick sale £50, complete.—Weld, Claremont, Waterden Rd., Guildford. [2096]

SIMMONS BROS.—Receivers constructed to any published design or to your individual requirements, guaranteed workmanship, repairs, reconstructions, overhauls, modernisations.—Shireland Rd., Smethwick. [9691]

SELL that Old Set this Winter!—Many wonderful recent improvements are being included, in designs published by the leading technical journals; but don't bother to build one yourself, we will send it at once, fully tested and guaranteed, charging only 10% above the cost of the listed (wired) components (royalties excluded). [2092]

EXAMPLES: New Melody Maker, 11/-; Muster Three, 12/-; Megavox Three, 25/-; Kilo-Mag Four, 26/6; or any other good design, exactly to specifications and beautifully finished, any accessories required will be fitted free; write now, we can advise on the merits of any design, or suggest one to suit you.

THE TROJAN RADIO Co., Mitre Chambers, Leadenhall St., London, E.C.3. 'Phone: Avenue 8750. [1965]

MODERN Everyman 4-5, anode, feed, push, pull, etc., mahogany pedestal, complete, £14; Celestion £14 cone, £8; moving coil, 6v., sell £2/10; Exide 180v. H.T., 5,000 ma., £4; numerous components cheap; lot £25, cost £60 August, bargain; buying Fanatropes.—2/31, Sateley Rd., Nechells, Birmingham. [2092]

WIRELESS is a Fascinating Subject, but makes heavy demands upon the purses of its devotees. For one who is determined to keep abreast of the times, there are always new components to be bought, and sets and loud-speakers to be superseded.

AT the Same Time, the would-be buyer is often deterred from buying because he knows that there will be still one more piece of apparatus left on his hands, to add to those already in the junk box.

WE have Opportunities of disposing of semi-obsolete apparatus to those who are not fortunate enough to be able to afford the latest type, and will take such apparatus or components, providing they are in saleable condition, in part exchange for any new set, loud-speaker or component required.

ALL We Ask is that You should Send Along a List of Your Old Apparatus, together with your new requirements, or, better still, send the apparatus to us to inspect, when we will make you a fair offer.

IF You Approve of this You can Send Your Remittance for the balance, and we will forward the apparatus required; if you have sent your old apparatus and you do not approve of our offer, we will return carriage paid.


THE Principal of this Firm, who has been a professional wireless engineer since 1910, and has been manager for the Sterling Telephone Co., radio expert to the General Electric Co., and Chairman of the Technical Committee of the National Association of Radio Manufacturers, will willingly give advice to those who are desirous of purchasing apparatus; we are entirely unbiased and will recommend the best apparatus for your particular purpose; you save money by having genuine expert advice.

DO not Forget We Will Take Your Old Receiver or Components in Part Exchange.

WE Will Also Build Any Sets to Specification (Marconi Royalties payable), and instal anywhere in the British Isles; sets modernised; send for estimate. Scientific Development Co., 51 Fishergate, Preston. Tel.: 1364. [10226]

Are You a HOME Constructor ?

After giving time and care to the building of a Radio Receiver many Home Constructors are disappointed with their first results and blame themselves for faulty construction, whereas the whole trouble often lies in inferior components. Insist upon Pye Radio components as thousands of other Home Constructors do, thus ensuring yourself of the best results *from the first.*



PYE BATTERY CHARGER

The Pye Battery Charger offers the most convenient and economical method of obtaining L.T. current supply for Receivers using L.T. accumulators. Insist upon this handsome and efficient Battery Charger for *your* L.T. supply. It reduces the cost of L.T. accumulator upkeep, and ensures the best results. Complete with Flex, plugs 50/- and adaptor. Price 50/-

PYE L.F. TRANSFORMERS

Make perfect reproduction certain by using Pye L.F. Transformers. The high standard set by this ideal form of intervalve coupling remains by far the most popular. Compact, efficient, and robust. Entire absence of noise and crackling. Terminals and soldering tags provided.



SEND A POSTCARD TO-DAY FOR COMPLETE PYE LITERATURE

PYE, CAMBRIDGE

Receivers for Sale.—Contd.

ALL-WAVE Four, receiver, valves, coils, complete in cabinet; what offers? Any evening after 6 p.m.—E. R. Gorton, 11c, Victoria Rd., Clapham, S.W.4. [2119]

MARVELLOUS Offer.—Buy direct from manufacturers; 10/- deposit secures complete 3-valve loud-speaker set, 100-volt H.T. grid bias, 2-volt accumulator, 30/- loud-speaker (cone or horn), valves, aerial equipment; cash £6/10; 7 days' approval; unsolicited testimonials received daily; agents required; see buyers guide. H. T. O. Electrical, 2, Boundaries Rd., Balham, S.W.12. Tel.: Battersea 0374. [0265]

8-VALVE Sets, £4; 4-valve set, with R.I. eliminator in oak stand cabinet, £10.—May, Dysart St., E.C.2. [2152]

7-VALVE Branston Superhet, shielded intermediate frequency transformers, separate oscillator, complete with valves, in perfect working order, new condition, American type cabinet.—Braidwood, 1, High St., Barnet. [2149]

COSSOR Melody Maker, sealed carton, together with cone speaker; £10/3/6 (carriage paid) ("W.W." deposit system if desired), or assembled free (royalties 10% extra).—Ilfordene Supply Co., 25, Carrington Rd., Stockport. [2160]

MEGAVOX Three Receiver, in mahogany cabinet, with valves, long and short wave coils; £15.—149, Albert Rd., Leyton, London, E.10. [2188]

SOLODYNE, complete with mahogany cabinet, short and long wave coils, Marconi valves; bargain, £12.—W., 16, Waldemar Av. Mansions, Fulham, S.W. [2197]

COMPLETE Components, valves, etc., mostly Marconi, for 3-valve A.C. mains receiver, quite new; approximately 25% under list.—G, Haaber Rd., Lavender Sweep, S.W.11. [2196]

RADIANO Three, resistance, transformer, filter output, B.T.H. C2 speaker, 6-volt valves, all new; cost £16, sacrifice £10/10; immediate sale.—Fowles, 9 Brighton Rd., Adlestone. [2194]

THE RECEPITE Co. Specialist in Building Receivers to suit Customers' own Particular Requirements; write for quotation; low prices and quick delivery; satisfaction guaranteed. [2194]

ALTERATIONS to Existing Sets. [2194]

THE RECEPITE Co. Also Make a Range of Standard Receivers Designed for High Quality Reproduction; write for particulars and prices. [2177]

A GREAT Opportunity.—The famous Royal Air Force Mark III 3-valve receivers for sale, guaranteed brand new, each receiver fitted with 2 L.F. transformers worth over 30/-, and the set complete worth £15; we are selling at the wonderful bargain price of 40/-; orders executed strictly in rotation; carriage forward, cash with order. Note:—These receivers are securely packed in special travelling cases which would make ideal tool chests.—J. B. Humphreys and Co., 23, College Hill, Cannon St., London, E.C.4. Tel.: City 2725. [2157]

EVERYMAN Four, mahogany cabinet, Mullard valves, best components, new condition; £8.—Essex, 80, Menzies Rd., Aberdeen. [2163]

GECOPHONE 3-valve Set, complete with Daventry and reaction coils, perfect condition and reception; £5; seen and heard after 7 any evening.—13, Gosherton Rd., Balham. [2158]

KILO-MAG Copper Screening Boxes, 23/6; aluminium, 22/-; 6 coils, mounted, 30/-; de-coupling resistances, 1/- each; kit of parts with valves and cabinet, £15.—Below. [2158]

MEGAVOX Aerial Coils, set, 22/6; kit of parts, £15.—Below. [2158]

EUROPA III Full Set Coils, 30/-; screens, 6/-; panels, 8/3; drilled ready for use, 12/6; full kit of parts, valves, etc., £10/10.—Stott, 63, Syke Rd., Rochdale. [2213]

BATTERIES.

WET H.T. Batteries.—Parts per dozen: Jars, 2 1/2 x 1 1/2 square, 1/3; zincs, 1 1/2; sacs, 1/2 dozen; dozen cells (18 volts), complete with bands and electrolyte, 4/3, post 6d.; high efficiency, long life, self-charging, upkeep small; send 6d. for sample unit; illustrated booklet free; carriage free orders 10/-; write for free list wireless bargains; trade supplied.—W. Taylor, 57, Studdley Rd., Stockwell, London, [0039]

C.D.E.S. Accumulator Charging Service.—Collection and delivery in 5 mile radius of Croydon; send for particulars to Croydon and District Electric Service, Dept. W., 98, Cherry Orchard Rd., Croydon. [1009]


WET H.T. Replacements.—Sacs (capped or uncapped), highest grade, No. 1, 10d. per doz.; No. 2, 1/9 per doz.—See below.

ZINCS.—Best quality (wired), No. 1, 8d. per doz.; No. 2, 9d. per doz.; orders without 5/- carriage paid, otherwise 6d. for postage.—British Battery Co., Cherridon Rd., Watford, Herts. [0258]

BATTERIES dried, a saving of 40%.—60-volt, 6/3; 108-volt, 10/11; postage 9d. and 1/- respectively; British throughout and fully guaranteed; super and treble capacity also stocked.—The Johnson Engineering Co., Dept. W.W., 86, Great Portland St., W.1 [1074]

WHY Continue to use an H.T. Battery? If you are on D.C. or A.C. mains, why not use them? send for our pamphlet, "Power," which will be sent free, together with other useful publications.—Claude Lyons, Ltd., 76, Old Hall St., Liverpool. [2010]

POLYMET RADIO PRODUCTS



Hunt's Polymet.

THIS is the name given to a range of radio components which has already achieved a considerable popularity amongst constructors.

LOW COST.

We are particularly fortunate in having special facilities whereby we can offer you these components at prices which represent a very substantial saving.

HIGH QUALITY.

The quality of Hunt's Polymet is vouched for by the fact that they are made by the largest firm in the world to specialise exclusively in the manufacture of radio components. For example, this firm turned out during the 1927-8 season

40,000 Mica Condensers daily!

WIDE RANGE.

Hunt's Polymet embraces a wide range of components and we will gladly send you our price list on request. Here are some typical products and their prices. Compare them and see what you save.

POSTAGE STAMP MICA CONDENSERS (left above)

'0001 to '0005 mfd., each	1/-
'001 to '003 mfd., each	1/3
'004, 1/6, '005 G, 2/-, '01, 2/6	
Fitted Grid Leak Clips, 3d extra.	

MOULDED BAKELITE MICA CONDENSERS (right above)

'0001 to '0005 mfd.	1/6
'001 to '004 mfd.	2/-
'0005, 6, 2, 6, '01, '01, 2/6	3/-
Fitted Grid Leak Clips, 3d extra.	

MIDGET MOULDED BAKELITE (centre above)

'0001 to '0005 mfd., each	10d
'001, each	1/-
'002, each	1/2

R.C.C. UNIT (INTERCHANGEABLE CONDENSER & LEAKS) (top above)

1 meg, 100,000 ohms and '006 mica, or 2 megs. 250,000 ohms and '006 mica. 6/6 each.

PHONE PLUG (COMPLETE WITH WIRE TAGS) (bottom above)

1/4 each.

HUNT'S

HELLESEN DRY BATTERIES · INSTRUMENTS
POLYMET MICA & PAPER CONDENSERS
HAND & CYCLE LAMPS, TORCHES, ETC

A. H. HUNT LTD., CROYDON, SURREY.

Batteries.—Contd.

PENTODE Users' Real Portable Quality H.T. Accumulators, 150-volt, large capacity for Pentode 3, £5; ditto Pentode 2, 75/-; both easily portable; no barrow required; guaranteed 12 months; sample 2/-—Pearson Bros., Bedworth, Nuneaton. [12127]

BATTERIES.—Buy direct, 9-volt grid bias, 1½-volt taps, 1/- each; double capacity H.T. tap, 66-volt, 7/6; 115-volt, 12/-; 120-volt, 12/9; 132-volt, 15/-; 150-volt, 18/9; treble capacity, tapped H.T., 60-volt, 12/6; 120-volt, 25/-; 150-volt, 31/-; 200-volt, 41/-; anode bend grid cells, square type, 1½ volts, 9d.; all prices are per battery and carriage paid; guaranteed British throughout.—Ford and Co., New Rd., Ponders End, Enfield. [2212]

100 VOLT Exido High Tension Accumulators, in wooden crates; 35/-—14, Monmouth Rd., Dorchester, Dorset. [2190]

H.T. Batteries, 60v., 5/9; 100v., 9/9, post paid; cash with order.—Stott, 63, Syke Rd., Rochdale. [2216]

CHARGERS AND ELIMINATORS.

RUNBAKEN H.T. and L.T. Chokes for A.C. and D.C., you may try 14 days.—Ardwick, Manchester, and 39, Victoria St., London, S.W.1. [0222]

TANTALUM and Lithium for A.C. Rectifiers; make up your own inexpensive chargers; blue prints for H.T. and L.T. Lithium electrodes fitted with terminals 2-3 amps, and 5-8 amps.—Blackwell's Metallurgical Works, Ltd., Liverpool. [9503]

ELIMINATOR Kit, comprising mains transformer, full wave output, 200 volts 30 milliamps, 32 heavy choke, 2 4 mfd. condensers, 500 volts, test, variable potential divider, valve holder, 0.50 milliammeter and base board; price £3; other outputs at slight extra cost; state mains voltage when ordering.—H. Goodwin, Woodcock Hill, Elstrea. [0257]

TRANSFORMERS and Chokes for H.T. and L.T. Battery Eliminators, transformers and chokes for all wireless purposes wound to any specification, transmitting transformers supplied; enquiries invited.—Chester Bros., 234, Dalston Lane, Hackney, London, E.8. [1952]

OUR "Power" Pamphlet Describes the Home Construction of Efficient A.C. Eliminators, giving harmless operation; 200 volts, 50 milliamperes guaranteed; our gear is constantly being purchased by corporations, the G.P.O., the B.B.C., etc.—Claude Lyons, Ltd., 76, Old Hall St., Liverpool. [2011]

ELECTROLYTIC Condensers.—For these go to the specialists.—Reed and Morris, Ltd., 31, Eastonsale St., London, W.1. [1974]

A TUNGAR B.T.H. Battery Charger for 42/- only; 7.5-15v., 2-1 amps. input, 100-110v. or 200-250v., condition perfect; first remittance secures.—Burrows, 108, Milton Rd., Hanwell, W.7. [2143]

TUNGAR Charger, 200-250 volts, A.C., with spare valve and fuse, charges 6-volt accumulators at 2 amps, or 12-volt at 1 amp.; £3; carriage paid.—Kay, 182, Parade, Meols, Cheshire. [2135]

RADIO Power is the name of our new illustrated list of H.T. supply units for A.C. and D.C. mains, 200-250 volts; among the units listed therein is one that will operate your receiver far better than it is working now; for D.C. mains: D.C.5, price £2/5; D.C.4, price £1/17/6; for A.C. mains: A.C.5, price £4/17/6 complete; if you have electric light in your house, write for "Radio Power" to Philipson and Co., Ltd., Radio Engineers, Astley Bridge, Bolton. Est. over 50 years. Phone: 2038 Bolton. Grams: Safety, Bolton. [2111]

ELEMNALL Eliminators for A.C. and D.C. Mains, to pass 100 milliamps, 5 models, the eliminator you require for moving coil speakers; write for lists and full particulars; trade orders given special attention.—Stott, Clargo Hill, Huddersfield. [2095]

TRANSFORMERS, chokes, etc., guaranteed, wound to any specification; phone for quotation.—Kirby (Wimbledon), Ltd., 72, Merton Rd., Wimbledon, S.W. Tel.: Wimbledon 2814. [8987]

HIGH Class Full Wave Eliminator, 3 tappings up to 400v., R.K. valves, 200 volts, 50 cycles, A.C.; cost £16, accept £8.

PHILLIPS Arc Charger, charges 6v. 6 amps, or 12v. 3 amps, by Haynes, 200v. 50 cycles, A.C.; accept £4.—Woodhams, 29, Duncan Terrace, Islington. [2210]

TRANSFORMERS for Eliminators, 12 months' guarantee, no hum! Full wave, large cores, low resistance, good regulation, primaries for any standard 40-60-cycle mains; secondaries: filament 5v. 1.5 amp., anode, 30mA. 150 or 200v., 17/6; 250v., 19/6; 50mA., 150-200v., 19/6; 375v., 25/-; 375v., 30/-; all post free U.K., cash with order.—Manning Electrical Co., 1, The Grove, Golders Green, London, N.W.11. [2195]

BENJAMIN Eliminator, 200-250 volts, 40-60 cycles, 2 weeks old; £6 or near offer.—A. West, 54, Hendham Rd., Upper Tooting, S.W.17. [2182]


A.C. Eliminator Kits, consisting of shielded power transformer, choke, and 700v. test condenser, output to 40mA. at 170v. and 2 variable tappings incorporating anode feed resistance scheme, full wave, no hum or motor boating, complete with diagram, £3 5/6; U.5 valve, 20/-; state mains voltage.—Gray's, Queen's Rd., Watford. [2167]

BENJAMIN Majestic Eliminators, A.C., 90/-; Marconi D.C.2 eliminators, 40/-—May, Dysart St., E.C.2. [2153]

CABINETS.

CABINETS.—First class goods at competitive prices; send for lists.—Gilbert, Cabinet Maker, Swindon. [9833]

The BROWNIE "POPULAR" Transformer



9/6

THE Brownie 'Popular' has been designed to meet the public demand for a general purpose transformer giving really good reproduction suitable for inclusion in home-constructed sets.

The remarkable results obtained on these "Popular" transformers are made possible by very careful attention to the windings and preparation of the core. The magnetic field is composed of special laminations of the softest iron procurable, and the accuracy of the windings on their moulded bobbins gives a resonance and reproduction unequalled by transformers costing twice the price.

THE BROWNIE WIRELESS COMPANY (G.B.), LTD.,
Dept. 22, Nelson St. Works, London, N.W.1.

The NEW

ETON

"45"

Cell Primary H.T. Battery
**Fitted in ETOBOX
should be in the hands
of every HOME
CONSTRUCTOR.**

S.2. Sac Type, ready for use 14/-.
S.1. Sac Type, Large Capacity 16/6.
P.1. Porous Pot Typ. Do. 18/6.
The Eton 1928 De Luxe 120 porous pot cells in a bank of four Mahogany trays. The finest yet produced. £3 10 0

... and the NEW
WET CELL VALVE

1-4 volt Valves that run from Eton Leclanché Cells. The latest Radio development. H.F., L.F., R.C., 8/6. L.F.P., 9/6. The valve that eliminates accumulators. Don't change anything. Just push in Eton Wet Cell Valves and use ETON Primary Batteries. Ideal for country districts.

Full particulars of the complete
ETON Range from:—

**THE ETON GLASS
BATTERY CO.,**

"Eton Works," Grange Rd., LEYTON,
& 46, St. Mary's Rd., LEYTON E.10.

Cabinets. Contd.

ARTCRAFT Radio Cabinets are Britain's Best Value; satisfaction guaranteed

ARTCRAFT Cabinets, made in oak and mahogany; from 8/- to 26/-

ARTCRAFT Cabinets can be made to customers special designs and sizes; estimates free.

ARTCRAFT Illustrated Catalogue, post free; write now.

ARTCRAFT Co., 156 Cherry Orchard Rd., Croydon. Phone: 1981 Croydon. [0040]

DIGBY'S Cabinets.—Table models in solid oak and mahogany; from 11/6 to 71/-

DIGBY'S Cabinets, fitted with Radion or Resiston ebonite if required.

DIGBY'S Cabinets.—Pedestal model, with separate battery compartment; from 56/- to £12.

DIGBY'S Cabinets Made to Customers' own Designs.

DIGBY'S Cabinets.—Write for new 16-page art catalogue.—F. Digby, 9, The Oval, Hackney Rd., E.2. Phone: Bishopsgate 6453. [0128]

RAMSEY for Distinctive Cabinets.—Portable cabinets, cone speaker cabinets, moving coil cabinets, radio-gramophone cabinets; call and inspect.—Illustrated folder free from F. W. Ramsey, 63, Shaftesbury St., London, N.1. Tel.: Clerkenwell 7139. [1315]

QUALITY Cabinets, American type, with baseboard, rubber feet, a really splendid job, Megavox, Melody, or Master Three; oak 15/6, mahogany 21/-, carriage paid, picking 1/6, returnable.

QUALITY Cabinets, all types and sizes made; send for new illustrated list.—Reginald Nichols, Bath Rd. Workshops, Swindon. [2074]

NEW Oak Radio-gramophone Pedestal Cabinet, 39in. x 34in. x 18in., and components (if required), at considerably below cost to clear; appointment only.—Phone: Hampstead 8316. [2033]

SIMMONDS BROS.—Cabinets for sets and loud-speakers in oak and mahogany; your own ideas carried out; best materials and workmanship.—Shireland Rd., Smethwick [9692]

WHY Not a Cabinet for that Set or Speaker? Competitive prices; let us quote you.—Freeman and Johnson, 179a, Doritend, Birmingham. [2180]

THAS Cabinets are the Best and the Cheapest; send for free list.

THAS Cabinets are Ideal Christmas Presents for Wireless Enthusiasts; order early.

THAS Melody Maker Cabinets, 21in. x 7in., oak, 13/-; mahogany, 14/-; hand French polished.

THAS, 838, Old Kent Rd., Peckham, S.E.15. [2181]

COILS, TRANSFORMERS, ETC.

B & J.—All "Wireless World" coils from stock.

B & J.—Megavox Three coils; see displayed advert

B & J. Guarantee Every Coil under Money Back Conditions

B & J. All-British Super Four Portable, employing the Mullard pentode valve; £18/10, plus the usual cost of royalties.

B & J WIRELESS Co., 2, Athelstane Mews, N.4. [0043]

EVERYMAN Coils, exact to specification, 15/- each; 2 H.P., complete set and bases, 63/-; Selection 4, complete set and bases, 2/-.—Jennens.

EVERYMAN Coils, approved plug in type, set of Jennens, 2 low wave and 2 high wave, with bases; 72/6.—

LITZ Wire (genuine), 27/42, 70 turns, 4/8; tubes and Mikapac, 3in x 3 3/4in. 1/4, 3in x 4in. 1/6, 7in. x 4in. 2/-.—Jennens.

EVERYMAN Coil, ebonite bases, 1/6 each, screws, 3/-; spacers, grooved, with screws, aerial or anode, 1/-; all wave, short, 1/-; long, 2/6.—Jennens Radio, 30 Chapel St., Birmingham. [0075]

PENTODE.—Star Engineering, Didsbury, Manchester, are now manufacturing moving coil, suitable for use with Pentode valves; send for particulars.—Phone: Didsbury 1785. [1335]


COILS.—New All-wave Four, Regional Three, A.C. Three, short wave, with bases, 35/-; long wave coils only, 38/-; above are Litz wound; long wave coils wound with 28 d.c.c., 26/- per pair; all tested and guaranteed.—Redgwell, New Rd., Raync, nr. Braintree, Essex. [2007]

ELIMINATOR Mains Transformers, 550-0-550 at 170 mills plus 2 filament windings, 7.5 v., 2.5 amperes, only 65/-, carriage paid; metal rectifier transformer, secondary 9 volts, 2.5 amperes, only 23/6, carriage paid; 275-0-275 at 100 ma., plus 7.5 v. at 2.5 amperes, only 38/6, carriage paid, this being ideal for Q.R.S. or Raytheon rectifier, and also furnishing I.T. for P.P. power amplifier; double 30 henrys at 55 ma. large smoothing chokes, shielded, maximum current 125 ma., 4-terminal, only 35/6, carriage paid; large smoothing chokes carrying up to 400 ma., etc., etc.; state your requirements; all conform to recommendations sub-committee of the I.E.E.—Claude Lyons, Ltd., 76, Old Hall St., Liverpool. [2012]

FOR Sale, 6 long and short wave Colvern coils, Raleigh P.M. receiver, new condition; cost 60/-, accept 35/-—Cluide, Melbury Park, Evershot, Dorset. [2094]

FERRANTI A.F.3, 12/6; Marconiphone Junior, 7/6; Marconi Ideal, 10/-; sets Samson, 13/-; Marconi Supersonic, 2/6; sets intermediates, 13/-; 12/6; Polar coils, 400, 650, 1,100, 1,450, 1/6.—May, Dyart St., E.C.2. [2151]

The PANEL makes all the difference



A SECURE foundation is the first essential of a strong building. Similarly, the panel is the first essential of a good Set. Even the best components will give poor results if they are mounted on an inferior panel. Before you choose the panel for your next set, send for this helpful free book, "The Panel makes all the difference." It tells, in interesting language and by graphic pictures, the essentials of a good panel, why panels vary and how to make sure of your panel. Send the coupon for this book NOW, and learn all about Resiston, the Panel beautiful, the Panel perfect—the Panel for your Set.

SEND COUPON FOR BOOK ABOUT

RESISTION PANELS

COUPON.
To American Hard Rubber Co. (Britain) Ltd.,
13a, Fore Street, London, E.C.2.

A copy of "The Panel makes all the difference," please, to:

NAME.....

ADDRESS.....

W.W. Dec. 5.

Coils, Transformers, Etc.—Contd.

FERRANTI Transformer, A.F.3, as new; 15/-.—Fielder 46, Queen's Rd., Wimbledon, S.W.19. [2146]

HOPEDENE Coils for Cosmor Melody Maker, ebonite former, D silk wire, short wave, 9/- pair; long wave, 11/- pair post free; Hoopedene H.F. chokes, 3/0 each, post free.—Hoopedene Supply Co., 25, Carrington Rd., Stockport. [2161]

GRIPPHCO H.F. Chokes, self capacity, 5 micro-micro Farads inductance, 59,000 microhenries; 3/9.

GRIPPHCO Short Wave Chokes; 3/9.

COSSOR Melody Maker Coils, 1927 model, first quality, 6/8 each; second quality, 4/9 each.

A. W. GRIFFIN and Co., Ltd., Bates Hill, Redditch. (See our displayed advertisement on page 30.) [2107]

EUROPA III Coils, full set, 30/-.—Below.

KILO-MAG Coils, full set, 30/-.—Below.

MEGA VOX Aerial Coils, 22/6 set.—Stott, 63, Syke Rd., Rochdale. [2215]

SIMMONDS BROS., Shireland Rd., Smethwick.

COSSOR Coils.—B.B.C. band, 15/- pair; 5XX band, 17/- pair; accurate in size and performance; prompt deliveries.

TOUCHSTONE.—Mr. James's latest, pair coils and base; 30/-; screen, 4/6.

PENTONE TWO Coils, with bases, 13/- pair; Pye differential condenser, 5/6.

MEGA VOX.—Pair coils and base, 33/-; screen, 7/6.

NEW All-wave Four.—Bercliff standard coils, 77/9 set of 4, with bases; the actual coils used and specified.

EVERYMAN FOUR Coils, 35/- pair, with bases; the pioneers, still the standard of excellence.

EVERYMAN FOUR Conversion, L.W. coils and bases with instructions, 45/3; alteration present coils, 9/8; approved by "The Wireless World."

BERCLIFF Coils for all "Wireless World" sets; special coils to your own requirements in all quantities; cabinets, screens, all up-to-date components, complete receivers; trade enquiries invited.—London Depot: Applebys, 44, Chapel St., London, N.W.1.

SIMMONDS BROS., Shireland Rd., Smethwick. [1956]

GRAMOPHONE PICK-UPS, ETC.

G.E.C. Pick-up, good condition, designed to fit H.M.V. with No. 4 soundbox; 25/-.—BM/BLG2, London, W.C.1. [2110]

SPECIALLY Tuned Woodroffe Pick-up; 30/-.—Temple, Knockdolian, Comrie. [2169]

LOUD-SPEAKERS.

GOODMANS Can Give Prompt Delivery of Moving Coil Units; the lowest prices consistent with highest possible grade workmanship; list MC3 on request.—Goodmans, 27, Farringdon St., E.C.4. [0089]

If You are in London Call and See Goodmans' Coil Drive and Reed Units before purchasing elsewhere.—Goodmans, 27, Farringdon St., E.C.4. [0090]

AIR-CHROME Type Speaker Parts to build the speaker that has taken America by storm can be obtained from Components Production Co., Honley, Huddersfield. Send for list. [0130]

BAKER'S SELHURST RADIO Can Now Supply to suit Pentode valves, 2,500 turns of 48-gauge Wire, to suit Pentode valves. [0231]

COIL Drive Units from Stock, the usual high standard of workmanship associated with the name of Goodmans, 27, Farringdon St., E.C.4. [0091]

REED Movements.—Double acting reed movement—specially designed to operate cone and other large diaphragms extremely sensitive on small input, yet capable of enormous volume with sufficient input; will work up to 3ft. cone with ease; no rattle or distortion; 27/6 each; fair allowance on Brown A earpieces, or Lissensolas and other units in part exchange; send stamp for illustrated lists of these and seamless cones.—Goodmans, 27, Farringdon St., E.C.4. [0066]

VIBRO-SKIN, special leather for fixing the diaphragm of the moving coil loud-speaker; price 2/6 per piece 11in square 2/- per piece 9in square, post free, cash with order; special terms to the trade.—The Alder Leather Co., 3, Southwark St., S.E.1. Tel.: Hop 4448. [0224]

AIR-CHROME Type Loud-speaker Parts, as described in the June 6th issue of this paper, can be obtained from Components Production Co., Honley, Huddersfield. Send for list. [0129]

MOVING Coil Loud-speaker Parts of Quality are made and fully guaranteed by Components Production Co., Honley, Huddersfield. Send for list. [0149]

THE New Goodman Junior Reed Movement, 14/6; the finest unit, at anywhere near the price, for driving cone and other large disc type speakers; this unit should not be confused with converted earpieces or gramophone attachments; second only in efficiency and performance to our double acting reed movement; full description in our illustrated lists, free on request.—Goodmans, 27, Farringdon St., E.C.4. [0092]

AIR-CHROME Type Loud-speakers Give Wonderful Results, and, with the assistance of a screw-driver and hammer, can be easily built from parts supplied by Components Production Co., Honley, Huddersfield. Send for list. [0161]



Read This Letter !

It is a typical appreciation of one of our

MOVING COIL LOUD SPEAKER OUTFITS.

Messrs. A. Baker's, Radio Specialists
89, Selhurst Road, S. Norwood,
London, S.E.25.

November, 1928.

Dear Sirs,

We feel that we must write you and thank you for the excellence of your Moving Coil Loud Speakers.

We were asked to relay the Cenotaph Service from Whitehall into one of the largest Parish Churches in Liverpool, and the question of Loud Speakers then presented itself to us.

It was decided that the only solution to the problem was to visit the Manchester Exhibition and decide for ourselves which was the best Speaker for the Job.

We arrive late at the Exhibition and heard all the M.C. Speakers available.

The only speaker for the purpose of filling the Church was undoubtedly one of "Baker's," so we managed to obtain the last model at the exhibition of the 6-volt field type.

November 11 came and the Church was crowded to the doors, 1,100 people assembled to take part in the Service from the Cenotaph and every one of the congregation heard every minute impulse which the Microphones in Whitehall were recording.

Since the Service we have been profusely congratulated on the success of the relay, and of course we have put all our honours upon the Speaker we used.

You will realise that at least four M.C. Speakers could have been used, but one of "Baker's" Moving Coil Loud Speakers saved expense and gave all the volume necessary.

Once again thanking you for the wonderful Speaker you have produced.

Very faithfully yours,

FRANK D. ARMISTEAD.

Wireless Engineer, 12, St. Domingo Grove, Everton, Liverpool.

This is the kind of testimony which proves the sterling quality of our products. Moving Coil Loud Speakers generally are capable of much better results than the ordinary type of speaker, but Baker's outfits are acknowledged by test and proved merit to be the best in their class. This is also the considered opinion of many thousands who heard the splendid reproduction of Baker's speakers at Olympia and Manchester; in consequence the demand for Baker's outfits is increasing daily.

SEND FOR OUR FREE BOOKLET ! 36 pages of valuable and interesting data about Moving Coils.

BAKER'S 'Selhurst' RADIO

Offices: 89, SELHURST ROAD, S. NORWOOD S.E.25.

Works: (Always Open) 42, Cherry Orchard Road, E. Croydon.

Why not call at our works and see the outfits for yourself? We can give you valuable assistance and advice. Only 15 minutes NON-STOP from Victoria or London Bridge Stations. DEFERRED TERMS IF YOU WISH. From London Radio Supply, 11, OAK LANE, NOBLE STREET, E.C.

WHY WIRE? WHY WORRY?

We wire any set described in the technical Press FREE OF CHARGE to purchasers of complete kits of parts. Designers details meticulously adhered to; all sets aerial tested before despatch and guaranteed.

Send your enquiries to

THE NORTHERN RADIO CO., 8, Temple Row, WREXHAM.

See our adverts in the Miscellaneous Column for further details. Special attention to overseas orders. Any component advertised in the "Wireless World" supplied. So, about that set for Christmas.

WHY WIRE? WHY WORRY?

BOOKS on WIRELESS

Write for complete list to **ILIFFE & SONS LTD., Derset House, Tudor St., London, E.C.4.**

Loud speakers.—Contd.

EPOCH Moving Coil Speaker Parts.
EPOCH.
EPOCH.
EPOCH.—The Junior model, the greatest marvel on the market; nothing to touch it at any price; 50/- complete; permanently centred.
EPOCH.
EPOCH
EPOCH Junior is a Masterpiece of Perfection, and the greatest value ever offered.
EPOCH.
EPOCH.
EPOCH Junior Orders are Pouring in Fast; place yours now, and avoid disappointment.
EPOCH.
EPOCH.
EPOCH Model 66 has become the Standard by which Moving Coil Speakers are compared.
EPOCH.
EPOCH.
EPOCH.—There is nothing so perfect on speech as the Model 66.
EPOCH.
EPOCH.
EPOCH.
EPOCH.—There is nothing so perfect on speech as the Model 66.
EPOCH.
EPOCH.
EPOCH.—There is nothing so realistic on music as the Model 66.
EPOCH.
EPOCH.
EPOCH Coils for Pentode Valves? We have been making them for many months.
EPOCH.
EPOCH.
EPOCH.
EPOCH.—"What Manchester says to-day the rest of the country says to-morrow." Did you hear them at the Exhibition against all comers?
EPOCH.
EPOCH.
EPOCH 66; apologies for delays; factory is working two shifts to improve deliveries.
EPOCH.
EPOCH.
EPOCH 66; don't be put off with substitutes from stocks; inferior makes are not behind on deliveries.
EPOCH.
EPOCH.
EPOCH 66; place your order immediately with your dealer and avoid disappointment.
EPOCH.
EPOCH.
EPOCH Dealers Don't Push Substitutes for a little Extra Profit; every sale of an Epoch 66 means an enthusiastic customer-friend, which will repay you with interest.
EPOCH.
EPOCH.
EPOCH Model A; price £3/3 plain finish, £3/10 De Luxe finish; further improvements without increase in price.
EPOCH.
EPOCH.
EPOCH Improved Model A; by far the best full size home assembly kit yet produced.
EPOCH.
EPOCH.
EPOCH.—All models obtainable in 20 different moving coil windings, including pentode; copper foil (as recommended in "The Wireless World") for all windings; 14 different field windings to select from; super steel magnet pots for Model A and Junior for a small extra charge.
EPOCH.
EPOCH.
EPOCH.—Full particulars from the actual manufacturers, Epoch Radio Manufacturing Co., Ltd., 53, Gracechurch St., London, E.C.3 (1st floor). Phone: Royal 4135. Factory, Willesden. [1955]

SUPERIOR POWER Transformers and CHOKES for WIRELESS.

Power Transformers—input 200—220—240 volts, 40/80 Cycles, output 250 volts. 100 m.a.

4 Volts—4 Amps., 2.5—2.5, 2 Amps., 12 Volts, 2 Amps.

PRICES FROM 30/-

SPECIAL TRANSFORMERS AND CHOKES FOR ADVANCED AMATEURS.

Send for particulars, and quotations, for Mains Components, made only by—

WILLIAM BAYLISS LTD., SHEPCOTE ST., BIRMINGHAM.

Makers also of Brass and Copper Tubes and Wire. CONTRACTORS TO BRITISH & COLONIAL GOVERNMENTS, RAILWAYS, ETC.

GET MOVING COIL RESULTS FROM YOUR "BLUE SPOT UNIT" BY USING THE WHITE SPOT FRAME.

The whole made of solid castings, and front ring highly polished. THE UNIT can be attached by two screws B, which are provided, in one minute, and centred by means of the three screws A.

Frame, complete with diaphragm assembled and suspended as in moving coil practice, price 16/- This can be fitted to either a cabinet or battle by means of the three lugs provided.


Frame only, complete with front ring and all screws, 12/6.

Send extra to either of above, 2/6. All post free.

WOLVERHAMPTON DIECASTING CO., Great Kampton Street, WOLVERHAMPTON.

Mention of "The Wireless World," when writing to advertisers, will ensure prompt attention.

Radio's finest tuner



Range 250-2000 metres.

A Change-over Switch.

The PANEL PLATE UNIT

consists of Double wave-band Tuner, Slow Motion Tuner Condenser, Change-over Switch assembled on an embossed Antique Brass Escutcheon Plate, the whole being mounted on an OAK, WALNUT or MAHOGANY Panel fitted with angle brackets. Without a doubt the Panel Plate is the most efficient Tuner Unit obtainable.

PRICE 35/- Each.

The BASE-OVER UNIT



By linking the five connecting wires of this unit to the Panel Plate or other Tuner, a complete 2 or 3 valve Loud Speaker Receiver of amazing performance is built.


2 Valve Transformer, 37/6
3 " " " 50/-
3 " " R.C.C. 23/-

All LAMPLUGH RADIO PRODUCTS



are guaranteed for 12 months.

LAMPLUGH



The COLLAPSIBLE CABINET

Made to match Panels supplied with Panel Plate Tuner. Supplied in Oak, Walnut or Mahogany. It is assembled in a few minutes.

Send for Lists and Wiring Diagrams. S. A. LAMPLUGH Ltd. KING'S ROAD, TYSELEY, BIRMINGHAM.

Loud-speakers.—Contd.

BAKER'S SELHURST RADIO Can Now Supply Moving Coils of 2,500 turns of 48-gauge Wire, to suit Pentode valves. [0232

PENTODE.—Star Engineering, Didsbury, Manchester, are now manufacturing moving coils suitable for use with Pentode valves; send for particulars.—Phone: Didsbury 1785. [1336

EXCEPTIONAL Offer.—"Wireless World" moving coil loud speaker parts (Haynes model); owing to alterations in design all stocks of the above are being cleared out at bargain prices; write for list.—Pearson, 80a, Newland Av., Hull. [1776

CELESTION C.12, mahogany; £5.—Clarke, 22, Priory Av., Hastings. [1863

COLNE Parchment, used in best speakers, especially indicated for quality reproduction; 1/5, post free.—Colato, 33, Edgware Rd., W.2. [2047

WRITE for Appointment to Hear My New Loud-speaker which is the only one in existence that reproduces naturally: no resonance whatever; one type only one price only.—Colato, 33, Edgware Rd., W.2. [2048

BAKER'S SELHURST RADIO Can Now Supply Moving Coils of 2,500 turns of 48-gauge Wire, to suit Pentode valves. [0233

FINEST Suspension Leather, for fixing cones to moving coil or reed units, as supplied to principal makers; 2/- per sq. ft., post free, cash with order.—Dilley, 8, Ashby Rd., Essex Rd., London, N.1. Clissold 0736. [2144

AMPLION Cabinet Cone, nearly new, £3 17/6; Alas eliminator (D.C.). 150v. output, £2/5.—282, Princes Rd., Stoke-on-Trent. [2134

CELESTION C12, mahogany, only in use a few months; £5.—Steele, Rheidol, Tonteg, Glamorgan. [2130

CELESTION Loud-speaker, C12 model, mahogany, in use short period only, 5 guineas, list price £7/10; also Ekco high tension eliminator, 4 positive tappings, 3 variable and 1 power, in use only short period, cost £6, £3/15; both above as new.—Midland, 71, Great Portland St. [2117

CELESTION C12, mahogany; £5; after 6 p.m.—E. R. Gorton, 11c, Victoria Rd., Clapham, S.W.4. [2113

CELESTION C14, the loud-speaker that extols itself! £8; Radiosun horn speaker, £1; hearing by appointment only.—Mayer, Oak Tree Cottage, The Avenue, Hatch End. [2093

MAGNAVOX M.7.K, 40/-; A.H.S., 10/-; S.G. Brown, 10/-; exponential horns, 2/6.—May, Dysart St., E.C.2. [2154

BAKER'S SELHURST RADIO Can Now Supply Moving Coils of 2,500 turns of 48-gauge Wire, to suit Pentode valves. [0234

VORTEXION Moving Coil Speaker Parts, any voltage, pots supplied, wound or unwound, guaranteed.—Kirby (Wimbledon), Ltd., 72, Meriton Rd., Wimbledon, S.W. Tel.: Wimbledon 2814. [8996

YOUR Old Loud-speaker Taken in Part Payment for the Latest type, see our advert. under column Receivers for Sale.—Scientific Development Co., 51, Fishergate, Preston. [0227

GRIPICO Cone Loud Speakers, Terralio model, Oak; £2/17/6. [0227

GRIPICO Cone Loud Speakers, Terralio model, demonstrated in all stores.

GRIPICO a superb mahogany speaker, £4 same model; £3/17/6

GRIPICO Cone Units; 10/6; nothing to compare at any price.

A. W. GRIFFIN and Co., Ltd., Bates Hill, Redditch. (See our displayed advertisement on page 30.) [2109

AMPLION Mahogany Radiolux (2), £6/6 models; £3/10; new, unopened maker's carton.—Box 9086, c/o The Wireless World. [2208

BAKER'S SELHURST RADIO Can Now Supply Moving Coils of 2,500 turns of 48-gauge Wire, to suit Pentode valves. [0235

DO Not Buy a Moving Coil Speaker until you have heard the Elysian, by far the most perfect instrument yet produced, gives an even response to all musical frequencies, perfect tonal qualities, ample volume with any good 3- or 4-valve set, cannot be over-looked; price £10/10, includes Ferranti transformer; ask your dealer about it; demonstrations daily.—Ely Manufacturing Co., 23, Ely Place, Holborn Circus, E.C.1. Phone: Holborn 6443. [2175

EPOCH.—When better moving coil speakers are built they will be called Epoch.

EPOCH Model 66 Employs Super-compound Steel Magnet Pot, superior to dynamo steel.

EPOCH Moving Coil Now Obtainable with Copper Foil, as recommended by "Wireless World."

EPOCH Moving Coil Parts are Guaranteed to give the Finest Performance yet possible on any speaker.

EPOCH Moving Coil Parts are Instruments of Precision, every part interchangeable.

EPOCH Moving Coil Parts are the Most Beautifully Finished.

EPOCH Moving Coil Parts are Sold with a Guarantee of Absolute Satisfaction.

EPOCH Moving Coil Parts.—Money refunded within 10 days if purchaser is not highly delighted.

EPOCH Moving Coil Parts.—Examine every make, but compare with an Epoch before parting with money.

EPOCH Moving Coil Parts are Instruments of Precision, every part interchangeable.

EPOCH Moving Coil Parts are the Most Beautifully Finished.

EPOCH Moving Coil Parts are Sold with a Guarantee of Absolute Satisfaction.

EPOCH Moving Coil Parts.—Money refunded within 10 days if purchaser is not highly delighted.

EPOCH Moving Coil Parts.—Examine every make, but compare with an Epoch before parting with money.

EPOCH Moving Coil Parts are Instruments of Precision, every part interchangeable.

EPOCH Moving Coil Parts are the Most Beautifully Finished.

EPOCH Moving Coil Parts are Sold with a Guarantee of Absolute Satisfaction.

EPOCH Moving Coil Parts.—Money refunded within 10 days if purchaser is not highly delighted.

EPOCH Moving Coil Parts.—Examine every make, but compare with an Epoch before parting with money.

EPOCH Moving Coil Parts are Instruments of Precision, every part interchangeable.

EPOCH Moving Coil Parts are the Most Beautifully Finished.

EPOCH Moving Coil Parts are Sold with a Guarantee of Absolute Satisfaction.

HELLESEN DRY BATTERIES



A SECRET.

SAW a fellow the other day thrashing his Baby-seven up Newlands Corner in the teeth of a gale. Four up. Some people habitually overload everything, from their incomes to their H.T. Batteries.

No H.T. Battery, not even a Hellesen, will give long service when grossly overloaded.

The secret of obtaining a long life of perfect reception from a H.T. Battery is, firstly, to get a Hellesen Battery and, secondly, to see that you get a Hellesen of a capacity commensurate with the size and power of your set. If in doubt, get the larger size. It is a wrinkle that must have saved me pounds.



1928 Reduced Prices.

Standard Capacity.	
"Wiray" 9 volt Grid Bias Type	2/-
"Wirin" 60 volt H.T. Type	10/6
"Wirup" 99 volt H.T. Type	18/-
"Wisol" 108 volt H.T. Type	20/-
Treble Capacity.	
"Kolin" 60 volt H.T. Type	19/-
"Kolup" 99 volt H.T. Type	32/6


Your Dealer Stocks them.

SUPREME for 27 years.



HELLESEN DRY BATTERIES · INSTRUMENTS POLYMET MICA & PAPER CONDENSERS HAND & CYCLE LAMPS, TORCHES, ETC

A. H. HUNT LTD., CROYDON, SURREY.



EPOCH MOVING COIL PARTS

Ask anybody who has heard them in the Manchester Exhibition!

Model 66 (shown above). The finest moving-coil speaker the world has yet seen. In a class by itself. £4-7-6 complete.

Junior Model. Also in a class by itself. Beats instruments costing four times the price. £2-10-0 complete.

Model A. Still the finest full-sized home-constructor's kit on the market £3-3-0 complete.

Full particulars from

EPOCH ELECTRICAL SOCIETY LTD.
53, GRACECHURCH ST. LONDON E.C.3.

Phone: Royal 8371.



A MOVING COIL LOUDSPEAKER

FREE

for A NEW PRODUCT.
10/6 each.

NAME THIS SUPER TRANSFORMER AND WIN A MOVING COIL KIT OR A TERRALTO LOUD-SPEAKER.

Equal to many selling at double the price.

You require a First Class Transformer.

In order to introduce and name this new line we are offering a prize of a Moving Coil Kit of Parts or a Terralto Loudspeaker to the purchaser of a Super Transformer whose letter first reaches us and contains the name accepted which becomes the property of the Company.

Coupons for two weeks only. Closing last post Friday morning, Dec. 14th. Results published in issue of "The Wireless World," Dec. 26th.

COUPON.

Please send me C.O.D. one Super Transformer at 10/6. I agree to submit my suggestion under the conditions outlined above and to accept the Company's decision as final and legally binding.

I suggest as a name for your Transformer:—

Name.....
Address.....

A. W. Griffin & Co. Ltd., Bates Hill, Redditch

Loud-speakers.—Contd.

MAGNAVOX Junior Moving Coil Loud-speaker, in perfect condition; 30/-; Field, 23, Clifford Rd., East Finchley, Holborn 0021. [2172]

B.S.A. 43/3 Kone Speaker; £2, or near.—Wyndell, 20, Denning Av., Croydon. [2166]

BAKER'S SELHURST RADIO Can Now Supply Moving Coils of 2,500 turns of 48-gauge Wire, to suit Pentode valves [20236]

KONE (Western Electric Patent) by B.S.A.; cost £6/6, perfect, £3.—Ilubbersey, 199, Wymering Mansions, Maida Vale. View, appointment. [2159]

6FT. Exponential horn, built to correct dimensions, splendidly constructed in wood, covered imitation leather, complete with wall bracket and U.G.1 Brown unit, ideal trader or demonstration work, practically new; bargain, £6.—45, Hornsey Park Rd., Hornsey. [2191]

TRANSMITTERS.

QUARTZ Crystals for Resonators and Transmitter Control; 1,762.5 kcs.-1,792 kcs., 21/-; 3,525 kcs., 3,585 kcs., 25/-; frequency given correct to 0.1%.—Full particulars from the Quartz Crystal Co., 65a, Kingston Rd., New Malden. [20226]

UNSELECTED Quartz Lenses, 8d. each, post free; lenses ground to control without reaction within the 80 meter band, guaranteed and tested under working conditions, £1 each, post free.—Apply G2HH, 90, Blenheim Rd., Barnsley. [2133]

TRANSFORMER (Poster Engineering), input 230v., 50 cycles, output 1000-0-1000, 4-0-4, 3-0-3, with two U.30 rectifying valves, as new, £6; double current transmitting key, 10/-; milliammeter, 0-250, 10/-.—Clough, 142, Revidge, Blackburn. [2186]

BURNDEPT Transmitting.—Variable condenser, Morse key, hand microphone, microphone transformer, Zenith grid leak, all as new.—Details from P. Brockbank, 51, Palatine Rd., Withington, Manchester. [2162]

VALVES.

PENTODE—Star Engineering, Didsbury, Manchester, are now manufacturing moving coils suitable for use with Pentode valves; send for particulars.—Phone: Didsbury 1785. [1337]

TWO B.T.H. B11 Valves, little used, full emission, both have better characteristics than makers' rating; 9/- each.—"Crispmount," Northumberland Rd., North Harrow. [2119]

VALVES, 2 Osram H.F.612, 1 Cosor I.F.610, 1 P.M.625, nearly new; 20/-.—Daunton, 57, Abercain Rd., Streatham Vale, S.W.16. [2097]

EDISWAN Screened Grid 6-volt (10 hours' use), P.R. L.P. 6-volt (40 hours' use), D.E.P.610 (40 hours' use); the lot, 28/-.—Tarrant, 262, Lake Rd., Portsmouth. [2211]

TWO Mullard P.M.24 Pentode, one Mullard P.M.41, 30/-; 2 IS5A, 15/-; only used a few hours, post.—Box 9082, c/o The Wireless World. [2203]

COMPONENTS ETC., FOR SALE.

COMPONENTS for Any Set Sent Anywhere.—Consult F. D. Armitage, 12, St. Domingo Grove, Everton, Liverpool. [9923]

BELLING-LEE Panel Fittings are designed to give an expert finish to any home-constructed set; catalogue post free.—Belling and Lee, Ltd., Queensway Works, Ponders End, Middlesex. [0018]

FRETTED Fronts for Loud-speakers, 14in. Lyre pattern, 1/9, polished 2/3; speaker cabinets, 14in., 7/-, polished 9/-; gold tinsel, first quality, 1/- square foot; loud-speakers, 14in. cabinet, with Blue Spot cone unit, £1/7/6; special bargain, wood cut to size for 14in. speaker cabinet, including fretted front, in mahogany, 3/11; special paper for cone making, 9d.—Warrick, 16, Berther Rd., Hornchurch, Essex. [1525]

KILO-MAG Four Screen Boxes, made out of hard polished copper sheets, exactly to specification; price 25/- net, cash with order.—Rigby and Woolfeenden, Sheet Metal Workers, Rochdale. [1614]

CRYSTAL Reception at its best by using double crystal combination Gives excellent results (P. H. M., London); really very good (J. E. T., Leicester); fits any crystal cup; price 1/6, with valuable hints; dealer enquiries invited.—Crystal, 2, Sydney Terrace, Lancaster. [1896]

COSSOR New Melody Coils, Radiax, the coil of incomparable excellence; B.B.C., 15/- pair; long wave, 17/6 pair; from stock. A. E. Oakley, 43, Carleton Rd., London, N.7. [1997]

SEND to-day for your Free ClarOstat Book to Claude Lyons, Ltd. (see displayed advertisement); volume control ClarOstat, 8/6; table type ClarOstat (distant control of volume and/or tone), 15/6; standard ClarOstat (for eliminators, as recommended in the new T.C.C. booklet on main units), 10/6 and 9/-; power ClarOstats, rating 40 watts, 12/6 and 15/-; grid leak ClarOstat (silent, dependable), 1-10th to 10 megohms, 8/6; duplex ClarOstat (2 in 1), 13/6, etc.—Claude Lyons, Ltd., 76, Old Hall St., Liverpool. [2013]

UNUSED Valves, P.M.4DX, 8/-; P.M.24 Pentode, 20/-; pair Wearite Pentode, 2 coils, 7/-; Pyo differential condenser, 3/-; Watmel H.P. choke, 3/-; Peto-Scott neut. condenser, 3/-.—Poole, Forton Chard. [2140]

WONDERFUL WIRELESS OFFER

The Graves 'Volcan' 2-Valve Wireless Set is the World's greatest achievement in Wireless Value & Efficiency. Every requisite is included, no extras are required, and full detailed instructions are sent with every set.

TEST IT AT HOME



Our Inclusive Bargain Price is for Deferred Payments. Send 10/6 now, and complete purchase in 4 monthly payments of 10/6 if you are entirely satisfied after trying the outfit in your own home. Money back if in any way disappointed.

BRIEF SPECIFICATION Cabinet of polished figured Oak, beautifully finished with hinged lid, Mullard Dull Emitter Valves, anti-microphonic valveholders; H.T. Battery; 2-Volt Accumulator; Tuning Dials of exceptional capacity, and complete Aerial Outfit. **LOUD SPEAKER** specially constructed to co-operate with the Set, and Oak-grained to match the Cabinet. In both reception and reproduction it may be relied upon to give excellent results. The Set complete £7.17.6

CATALOGUE FREE.

For complete description of this amazing 2-Valve Set, and other powerful installations, write for illustrated Catalogue to-day. **J. G. GRAVES Ltd. SHEFFIELD.**

Write

Now



"RED DIAMOND" WALL PLUG

No. RD 29

Solid Ebonite. Highly Finished. Perfect Insulation. Two size plugs and sockets so that it is impossible to insert plugs in reverse. Or by insured post 2/3.



Of all high-class Radio Dealers, or Sole Makers

JEWEL PEN CO., LTD.

Radio Dept. 44,


21/2, Great Sutton St., London, E.C.1

TRADE MARK

RED DIAMOND

REGD

D.F.M. SCREENED A.C. MAINS TRANSFORMER



37/6

with circuit diagram.

Supplied with terminals on rectifier output side or with loose wires and valve-socketed platform ready to mount and wire up. State voltage when ordering.

for making your own Full Wave Eliminator, with extra L.T. winding for heating A.C. receiving valves, such as Cosmos A.C.


Standard input 200-220, and 230-240v., 40-100 cycles. Rectified A.C. output using US valve = 50m.a. at 180v. approx. Rect. 5l. output 5v. 2 amp. L.T. A.C. for A.C. receiving valves, 2 amp. 4v.

D.F.M. RADIO, 14, Lacy Rd., Putney, S.W.15

Phone: Putney 4700.

PERMANENT H.T. SUPPLY

at wonderfully low cost—



Install the

STANDARD

WET BATTERY

That recharges itself overnight

Undoubtedly this wonder-permanent battery has made a tremendous appeal to listeners everywhere. It has proved itself one of the most practical and economical forms of PERMANENT H.T. SUPPLY on the market. It supplies a non-sagging even flow of current that is positively permanent. All that is necessary to maintain the voltage is replenishment of the elements at long intervals and beyond this little or no attention is needed.

SELF-REGENERATIVE LASTS FOR YEARS

The amazing recuperative powers of this battery ensure that in the morning it is as fresh as the dawn, ready to supply abundant H.T. It banishes the worry and trouble of costly replacements for ever and ensures a

REMARKABLE IMPROVEMENT IN RECEPTION

because its super efficient cells supply a constant even pressure of current, without ripple. The voltage never varies. "Background noises" are completely eradicated and the purity and clarity of reception is wonderfully improved.

GET THE FREE BOOK NOW

its low cost brings permanent H.T. supply within the reach of all. Send now for vitally interesting free book that tells you all you want to know for installing and maintaining this super efficient and money saving battery.

NO REFERENCES. NO DEPOSIT

8/1 96 volt "Unibloc" Cabinet complete with 64 No. 2 cells, size 15" x 8" x 8", assembled as illustrated. Cash £2. 6. 5, or 8/1 down and 5 monthly payments of 8/1.

STOCKISTS: Halfords Stores, Currys Stores and all radio dealers can supply on exactly the same cash or deferred terms as we do.

THE STANDARD WET BATTERY CO.

Dept. W.W.

Head Offices, Showrooms and Warehouse
184-188 Shaftesbury Avenue, London, W.C.2

M.B.



Protect Your Set with the

AERMONIC

Safety Earthing Switch.

Scientifically designed to adequately protect your set in all conditions. Has a fuse between the aerial and the set, thus giving security from lightning even if the set is left connected. Specially made with Bakelite cover to keep it waterproof. Price 4/6.

Aermonic Last Free. If dealers can't supply we send post free on Money-back guarantee. JAMES CHRISTIE & SONS, Ltd., 240, West Street, SHEFFIELD. London Agents: A. F. Bulfin & Co., 10, Curator St., London, E.C.4

Components. Etc., for Sale.—Contd.

LARGE Stock of Brand New (unopened) Wireless Goods of Absolutely the Latest Designs; taken for debt: for sale at 7½% below lists; comprises sets, components and accessories; send your enquiries. Dickens, 16, Attwood St., Lye, Stourbridge. [2098]

EXTRAORDINARY Bargains.—New Cossor Melody Maker kit, postage and c.o.d. charges paid, £7/15; Log Line condensers, ball race, ¼ in. spindle, aluminium end plates, tested and guaranteed, .0005 and .0003, 3/11 each; reaction condensers, .0001, 3/6 each, special bargain; I.F. chokes, 3/6 each; slow motion vernier dials, smooth action, no backlash, 3 in. and 4 in., 3/3; best matt ebonite, ¼ in., 2 sq. in. for 1d., any size cut; coils for new Cossor Melody Maker, low wave 10/6 pair, high wave 13/6 pair; Univella transformers, 3-1 and 5-1, 3/11 each; Bear brand super transformers, 6/11 each; headphones, 6/6 pair; adjustable headphones, 7/11 pair; W.C.R.S. S.L.F. condensers, .0005 3/11 each, .0003 3/6 each; a special line of valves, Deltra general purpose, .06, 2 and 4 volt, 10/6 each; other bargains too numerous to mention; goods; no job lines; sent post free or c.o.d., despatch per return.—West Central Radio Supplies, 259, Gray's Inn Rd., King's Cross, London, W.C.1. [2147]

SURPLUS.—Philips cone, unused, 45/-; Mullard, Philips transformers, 21/- (unused); Wates volt. meter, 7/-; cabinet cone, cost £4, sell 40/-; Formo log, .0035, 4/-; Igranite, .0003, 7/6; 2 mfd., fixed, 2/-; cone, mounted on baffle, 26/-; Ediswan .1 H.F., new, 6/6; C.A.V. 20 volt. units, 10/- each (nearly new); Keech £7/10 banjulele (new), £3.—F. Caddick, 15, Stanley Park Rd., Wallington, Surrey. [2137]

EVERYMAN FOUR Wearrite Coils, £1 set; other components less than half price; state requirements, or send for list.—Hirose 51, Hlowberry Rd., Thornton Heath. [2132]

XMAS Gifts.—Beautifully designed (patent) and decorated metal cabinets, suitable for Cossor New baseboard and screen; 14/-.—Cambar.

XMAS Gifts.—Unique hand painted Chinese lacquered aluminium panels, spaced in decoration and drilled for Mullard 3 Star; 12/6.—Cambar.

XMAS Gifts.—Handsomely decorated panels for Mullard; 5/-.—Cambar.

XMAS Gifts.—Binocular I.F. chokes, slow motion all goods sent approval; send for list.

CAMBAR RADIO PRODUCTS, 82, High St., Camden Town, N.W.1. [2129]

SURPLUS Components for Sale, cheap, as new; anode resistances, condensers, 2 super power valves, coils, etc.; stamp for list.—Box 9065 c/o The Wireless World. [2124]

60-VOLT Exide H.T. Accumulator, 60-volt C.A.V. ditto, 30/-; 7.6 volt valves, 35/-; 2 6-pin Lewcos coils, 10/-; 2 polar all brass condensers, 7/- etc.—10e, Villa St., Walworth, S.E.17. [2118]

CYLANITE the Ideal Panel Covering.

CYLANITE Improves the Appearance of Your Set 100%.

CYLANITE Has Infinite Insulation Properties.

CYLANITE is About 1-32in. Thick.

CYLANITE is Now Obtainable in White, mahogany and bronze colours.

CYLANITE Enables 3-ply Panels to be Used (provided the wooden panel is carefully prepared, there is no objection to using it in place of ebonite)—vide "The Wireless World", October 24th.


CYLANITE Costs Only 2/- per sq. ft. for White, and 3/- per sq. ft. in colours (6 and 4½ sq. inches respectively for 1d.).

CYLANITE for Megavox and Europa III, 2/6; Kilo-Mag, 3/10; post free (colours 50% extra).

CYLANITE Samples with Full Particulars, post free from Marsh and Wright, 5d, Royal Arcade, Weymouth. [2105]

MAINS Transformer, 230 volts, secondaries, 200-0-200V., filament secondary and L.T. secondary, 15/-; Claritone loud-speaker, wooden horn, 12/6; Sterling Dinkie speaker, 10/-; Lewcos coil screen and base, 3/6; Lissen speaker unit, 7/-; 2 in. spark coil, 10/-; Cossor Melody Maker mahogany case, £3/10; Telefunken valve, new, 3v. 4/-; Curtis H.F. transformers, 3/-; spark coil condensers, in cases, 2/-; 2 slow motion dials 2/6 each; accept cash offer for the lot.—Box 9024 c/o The Wireless World. [2100]

GREAT Clearance.—Brand new Burndept tuners, aerial, closed and reaction circuits, solid mahogany cabinets, lovely instruments, original cost £12, our price £2; Radio Communication Co.'s Marine type 1-valve, panels, solid teak cabinets, 25/-, a bargain; British naval het. wavemeters, with tuning curds and valve, perfect, 25/-; Marconi Co.'s type 16 marine double crystal receivers, open and closed circuits, potentiometers, variable condensers and inductances, etc., etc., 17/6; British naval variometer coil acceptors, mounted on heavily insulated stands, the very thing for amateur transmitters, 15/-, worth £5; Brown's reed type 50/- headphones, 60 ohms, brand new, our price 21/-; all goods except phones sent carriage forward; cash with order.—J. B. Humphreys and Co., 23, College Hill, Cannon St., London, E.C.4. Telephone: City 2725. [2156]



Specified for

MULLARD MASTER 3, MULLARD MASTER 5 AND SIX SIXTY

LISENIN'S FOUR LATEST TRIUMPHS

- SIX-SIXTY MULLARD RECEIVER MASTER 3*
- 2 Spade Ends. 8 Wander Plugs.
- 3 Wander Plugs. 2 Spade Ends.
- MULLARD MASTER 5
- 4 Plugs and Sockets. 2 Spade Ends.

Also included in the Cossor Melody Maker.

Obtainable from all radio dealers. Look for the Lisenin show-case on the counter. Send for descriptive leaflet X1

LISENIN

LISENIN WIRELESS CO.,
1d, Edgware Road, London, W.1




CLAROSTAT

VARIABLE RESISTANCES FOR VOLUME, TONE, DISTANT CONTROL, ELIMINATORS ETC.,

As frequently specified by "The Experts":
• HIGH QUALITY • LOW PRICE •
New 20 Page Brochure free on request.
Many unique circuits.

CLAUDE LYONS LTD.
76, OLDHALL ST., LIVERPOOL.

EASIEST TO ERECT

Carriage **"C-P"** Paid

STEEL MASTS

26ft. Tapering from 1 1/2" dia. to 1" in 3 sections. **10/-**
CARRIAGE PAID

34ft. Tapering from 1 3/4" dia. to 1" in 4 sections. **15/-**
CARRIAGE PAID

42ft. Tapering from 1 3/4" dia. to 1" in 5 sections. **21/-**
CARRIAGE PAID

Being the actual manufacturers our prices are 50 p.c. less than similar masts, and include Steel Tubes with Mast Rings, ample galvanised stranded Stay Wire, Pulley, Foot Rest, galvanised Stay Fasteners and necessary bolts, and instructions for erecting. NOTE.—C.P. Masts will not blow down. 26ft. has 12 stays; 34ft. 16 stays; and 42ft. 20 stays.

HALYARDS. Best Manila, will not rot. 50ft., 1/3; 100ft., 2/3. **AERIAL WIRE.** Pure copper 12 strand, 28 gauge, 100ft., 2/6. **Special ANTI-RUST PAINT.** Sufficient for 1 Mast, 1/-.

When ordering please state clearly nearest station.

MONEY REFUNDED IN FULL IF NOT COMPLETELY SATISFIED.

Extra for carriage to Scotland, Ireland and Channel Islands, 3/6 per mast.

C.P. STEEL MAST CO., SUNNINGVALE AVE., Biggin Hill, Kent.

VAR-LAC

CONNECTING WIRE

Prevents internal short circuits. Perfect insulation. Ends easily stripped for connecting. No frayed edges. In six colours: Red, Blue, White, Green, Black, Yellow.

10 ft. coil, 18 S.W.G. 7d.
Four 2 ft. lengths, 18 S.W.G. 8d.

COSSOR MELODY MAKER.

Coloured connecting wires, cut, bent and looped to fit every connection, per set, 2/-.

MULLARD MASTER THREE, 1/-.

FLEXIBLE ELECTRIC CORDS LTD., QUEENSWAY, PONDERS END, MIDDX.

SIEMENS POWER BATTERIES

Specially designed
FOR POWER VALVES
"Power 60" volts 13/6

"Power 100" volts 22/6



THE MOTOR CYCLE

Every
Thursday
3d.

Components, Etc. for Sale.—Contd.

MICROPHONES, watch shape, highly sensitive, will pick up whispered words from a distance, for deaf aids, Detectaphones, loud speaking phones, experimental work; 5/- each; guaranteed new.—Fredk. Adolph, 34, Fitzroy St., London, W.1.

DEAF AID, brand new 6 guinea instrument, never been used, powerful double transmitter, new battery, small switch-on earpiece, guaranteed efficient; first remittance 35/- secures.—As above. [2150]

EXPERIMENTER'S Surplus.—G.E.C. Standard cone speaker, list £5/10, £3/10; Weston 506 pin jack voltmeter, 0-6, 0-200, £1/10; Sterling power transformer, 1:1, 7/6; G.E.C. loose coupled crystal set, with testing buzzer, mahogany cabinet, £1/10; D.E.S.A. P.M.256, 4/- each; kyanite rheostats, 7 and 9 ohm, 1/6 each; all the above guaranteed.—BM/ZHNO, London, W.C.1. [1982]

ORMOND 0.0005 and 0.0003 Variable, 5/- and 4/-; Wainini and Formo chokes, 5/-; sound boxes, 2/6; British General 2-way coupler, 7/6; Cosmos R.C.C., 4/6.—May, Dysart St., E.C.2. [2155]

GRIPICO Push-Pull Switch strongest and best; 1/3.

GRIPICO Popular L.F. Transformer; 8/-.

GRIPICO Resistors, 3, 6, 15, 20, 30 ohms, semi-circular type, 1/- each; flat type, 10d. each.

GRIPICO Permanent Fixed Detectors, 2/6; crystals, 3d. to 1/- each.

A. W. GRIFFIN and Co., Ltd., Bates Hill, Redditch. (See our displayed advertisement on page 30.) [2108]

APPLEBY'S

APPLEBY'S the originators of square deal radio part exchange.

NUMBER Forty-four

In Chapel St., by Edgware Rd., in the County of London, N.W.1.

APPLEBY'S, opposite Edgware Rd. Metropolitan Station, Chapel St.

NUMBER Forty-four.

WHY Not Join the Economy Brigade? Buy by part exchange! You are safe with it at Appleby's, the Senior Service.

APPLEBY'S are Within a Few Hours of you, ready to give you good service. They are on hand—and a known quantity.

BRIEFLY—here is our service simple, straightforward, fair. A not-too-dull brochure, more fully descriptive, will be sent to you, immediately, on request.

WE Supply Practically all the Leading Lines of Radio Apparatus, at current list prices, and make no carriage charges, except on accumulators and batteries and exceptionally bulky articles.

IN Part Exchange We Will take any Component or Loud-speaker (with exceptions as below) for which you have no further use; to make fair offers we must see the material; on receipt of a parcel, which must contain a list of contents, and name of sender, we will send our offer, which is as allowance from an order for new requirements totalling not less than twice the allowance, and not less than 10/- cash plus allowance—but it is fair. In the unlikely event of no agreement being reached, we will return your material carriage paid; you need have little fear, for our returns in this respect have always been below one per cent.

THE Following Cannot be Accepted in Part Exchange: Old type, round coil screens, variable grid leaks, basket coils, panel valve holders, crystal detectors, variometers, dual condensers, plug-in H.F. barrel transformers, variable condensers of the old straight capacity pattern, old type valves, or any component wherein the winding has been burnt out, or to which damage has occurred to render it unfit for further use.

THE Above Terms Exist that fair offers may be an economical possibility and a sound standard maintained; particular points of question are elucidated in a little folder, "The Ins and Outs of the Outs and Ins"; a copy post free on request. Shortly we are making a special addition to this service, an addition based on the votes of over five hundred customers. Keep a look out for it—it may interest you. SO—join up, and send your parcel along; please pack well to avoid breakage. We will do our best to give you satisfaction. Get your "Ins and Outs" for reference.

APPLEBY'S, specialists in and originators of square deal part exchange by mail.—Number Forty-four, in Chapel St., Marylebone, London, N.W.1. [2120]

SOLVE ALL H.T. TROUBLES.

LONG LIFE, SILENT, ECONOMICAL.

JARS (waxed 2 1/2" x 1 1/2" sq. 1/3 doz.
ZINCS, new type 1 1/2 doz. SACS 1/2 doz.
Sample doz. (18 volts), complete with hands
and electrode, 4/3, post 9d. Sample unit, 6d.
111s. booklet free. Bargain list free.
AMPLIFIERS 30/- **3-VALVE SET 25/-**
G. TAYLOR, 57, Studley Road, STOCKWELL,
LONDON.

For the Best in Radio

WILL-DAY LTD.

(THE BEST IN THE WEST)

10 LISLE STREET, LEICESTER SQUARE, LONDON, W.C.2.

OPENING HOURS: 11 AM to 7 PM, 7 Days a Week, 12 Days a Week, London.

WRITE FOR OUR CATALOGUE POSTAGE 6d FREE TO CALLERS

MAINTENANCE

**DC. & A.C. MAINS
H.T. ELIMINATORS**

Absolute Reliability!

Series tappings and chokes in positive and negative leads is the only method to give perfect silence and constant output.

All units manufactured by us comply with I.E.E. Regulations.

Sent on seven days approval against cash to prove our **Guarantee of Perfect Silence.**



Unit replaced should it break down within 12 months.

Full particulars and prices from your dealer or direct from DEPT. (20)

The Mainten Manuf. Co., 128, Portland Rd., Hove, Sussex

FOR BEST RESULTS **WE STOCK THEM**

COMPONENTS

Catalogue of Complete Range POST FREE

J.A. WIGG & Co

SERVICE AGENTS

22 Windmill St. Tottenham Court Rd. W.1.

POLAR CONDENSERS

For Every Purpose.
WINGROVE AND ROGERS LTD.
188-189, Strand, London, W.C.2.

Traders Catalogue.

Cabinets, Ebonite, Components, Speakers.

Keen prices, quick service Send for illustrated list

Bona-Fide Traders only. Dept. W.W.

Perseus Radio, Burton-on-Trent

YOU WANT BARGAINS. WE HAVE THEM
EVERYTHING
for WIRELESS
ON EASY TERMS
 ALSO
WONDERFUL CASH BARGAINS
Nothing too small. Nothing too large.
WRITE FOR LIST AND PARTICULARS.
ANOTHER BARGAIN OFFER
 Osram Music Magnet complete with all Batteries, Valves and Amplion A.C.4. Speaker, 23/6 down and 11 monthly payments.
SEND US YOUR REQUIREMENTS
T. A. HARRIS, Reliable Radio Supplies
 St. John's Church Road, Hackney, E 9
(Provident Cheques taken)

THE "ARTILLERY" ELECTRIC TORCH
 measures 2 in. wide by 5 in. high, it is therefore just a convenient size for carrying in the pocket; and the switch cannot be accidentally left on and thus run down the battery. This Torch was specially manufactured to Government Specification for use in the ARMY. It is therefore made with the very best materials and workmanship. The ends of the case are brass and the body is Zinc which cannot rust. Fitted with a powerful Bultsee Lens, white unbreakable reflector, and built. With new "Ever Ready" two cell battery (No. 1028) of full strength, capable of 6 hours' intermittent light for months with ordinary care and use. These torches being Surplus, we are able to offer a limited stock at the very low price of
 Each COMPLETE **2/6** CASH WITH ORDER
 Puckling and postage in the U.K. 6d. extra.
 Reills 1/- each. Spare bulbs, 2/3 volt, 6d. each.
THE TORCH CASE ALONE COST MORE THAN THIS TO MANUFACTURE.
Mod-le de Luxe


FOR XMAS
Give Him Multi-range DIX-ONEMETER
INSTRUMENT IN CASE 55/-
MULTIPLIERS EACH 6/6
COMPLETE RADIO OUTFIT £4 10 0
Mirror Double scale **An Ideal Xmas Gift.**
New Winter Bargains Catalogue Will Save You Pounds
—4d. Stamp.
ELECTRADIX RADIOS,
 218, Upper Thames St., E.C.
 Blackfriars Stn., Met. Rly. City 0191

USE

TREBLE-DUTY TERMINALS
 that will hold securely, spade, plug, pin, eye, or just plain wire. 40 different indicating tops and 6 colours. 4d. each, or without indicating tops 3d. each.
 Write for a copy of Booklet X66 which describes in detail all ELEX wireless accessories.
J. J. EASTICK & SONS,
 ELEX BUILDINGS, BUNHILL ROW CHISWELL STREET, LONDON, E.C.1. Phone: Clerkenwell 9282-3/4.

 **EVERY FRIDAY, FOURPENCE**

Components, Etc., for Sale.—Contd.
H.T. Trickle Charger Parts, 30/-—Make up your own and save charging costs; transformer, limiting resistance, rheostats, valve holder, etc., complete with diagram and detailed instructions; output 40-70 milliamperes; state mains voltage; money returned if not satisfactory.—Braidwood, High St., Barnet. [2148]
FERRANTI Push-Pull Output, 30 P.C., as new; 12/6.—Box 9083, c/o *The Wireless World*. [2204]
RADIO HOUSE, HUDDERSFIELD, issues reliability wireless guide; copy sent post free.
RADIO HOUSE, HUDDERSFIELD—Double scale voltmeter, 0/6, 0/120, 5/6.
RADIO HOUSE, HUDDERSFIELD—For all advertised components of various makes; trade enquiries solicited.—J. H. Taylor and Co., 15, Radio House, Macaulay St., Huddersfield. [0028]
YOUR Old Components Taken in Part Payment for Latest Type; see our advert. in column Receivers for Sale. Scientific Development Co., 51, Fishergate, Preston. [0228]
COSSOR Kit, new, carton unopened; cost £7/15, accept £6/15.—Box 9085, c/o *The Wireless World*. [2207]
MEGAVOX Three Set of Parts, including valves, long and short wave coils; £10.—149, Albert Rd., Leyton, London, E.10. [2187]
KILO-MAG Copper Screening Boxes, 23/6; aluminium, 22/-; 6 coils, mounted, 30/-; decoupling resistances, 1/- each; kit of parts with valves and cabinet, £15.—Below.
MEGAVOX Aerial Coils, set, 22/6; kit of parts, £15.—Below
EUROPA III Full Set Coils, 30/-; screens, 6/-; panels, 8/3; drilled ready for use, 12/6; full kit of parts, valves, etc., £10/10.—Stott, 63, Syke Rd., Rochdale. [2214]
THAT Part You Want and Cannot get Delivery of.
WE Have Second-hand and Slightly Used Parts of Every Description in Stock, and many have never been put into a set; write to us for a quotation; the following are a few of the special offers we can make this week: one only, Ecco eliminator, model 3F.B.20, for 200- to 250-volt mains, Westinghouse metal rectifier, cost £6/15 2 weeks ago, price £4/17/6; Ferranti H1 chokes, 14/6; condensers, coils, resistances, R.O.C. units, transformers, loud-speakers, of every make and description, at price up to 50% off list (see our advert. last week).
SCIENTIFIC DEVELOPMENT CO., 51, Fishergate, Preston. [2218]
CLAREMONT WIRELESS Co.—The Claremont cone, a perfect toned loud-speaker giving stupendous volume, beautifully treated and polished wood frame; 19/6 each; trade enquiries invited.
CLAREMONT WIRELESS Co.—3-valve receivers, complete with loud-speaker, accumulators, batteries, and royalties, £7/19/6; 2-valve receiver, complete, as above, £5/19/6.
CLAREMONT WIRELESS Co.—Special bargain; new with loud-speaker, already made up complete cost £11.
CLAREMONT WIRELESS Co.—Claremont Log Line Variable condensers, 0.0003 and 0.0005; 3/- each.
CLAREMONT WIRELESS Co.—Super cone loud-speaker units, 7/- each; Hegra cone speaker units, 8/- each.
CLAREMONT WIRELESS Co.—Cossor kits and Master Three parts always in stock.
CLAREMONT WIRELESS Co.—Any make of component obtained and de-patched same day as ordered.
CLAREMONT WIRELESS Co.—Sets made to any specification; write for quotation.
CLAREMONT WIRELESS Co.—Everything wireless and electrical at lowest prices.
CLAREMONT WIRELESS Co.—Celebrity portable gramophones, new metal diaphragm sound box; 28/6 each; all above goods sent carriage paid.
CLAREMONT WIRELESS Co., 68, Claremont Rd., Bishopston, Bristol. [2209]
ONE At the 35 coil, 2/-; 2 Gambrell B coils, 3/- each; 3 superb tropometers, 10/- each; 1 Gambrell 1st stage L.F. transformer, 15/-; 1 Marconi 4 to 1 L.F. transformer, 12/6; 2 0.0005 Colverson selectors, 10/- each; 1 0.0001 J.B. S.W. var. condenser, 4/6; 3 McMichael neutralising condensers, 2/6 each; 2 D.E.5 valves, 2 D.E.5B, 2 P.M.4, all 5/- each; Ensign-Klito 1/4 plate tiding camera, with tripod and 6 slides, 35/-.—Booth, 9, Cross Lane, Primrose Hill, Huddersfield. [2206]
LIBERTY Supersonic Kit (approximately 10-3,000 metres), complete with long, medium, and short wave oscillator, choke, 2 and 3 plate condensers, and blue prints, cost £6/5/6, sell £3; for Irganic Neuro-Regenerative short wave set, long wave (1,000-2,000 metres) transformers units, cost £2/5, sell £1/2/6.—Box 9084, c/o *The Wireless World*. [2205]
FOR Sale, A.R.19 Amplion L.S., mahogany, R.I. retroactive tuner (all wave), R.I.H.F. unit (all wave), 3 Eureka transformers (concert ground), 1 Baby Grand ditto, 8 Gambrell coils (A to H), 3 Lissen and 1 Peerie-rheostats, Lissen potentiometer, and sundries; bargain, £5/10.—Box 9081, c/o *The Wireless World*. [2202]



3 readings on 1 dial.
AN AMAZING NEW METER.
 On your way home to-night call at your usual radio dealers and ask to inspect the wonderful new Wates Volt-Amp Test Meter—the meter that has so sensationally eclipsed every preconceived notion of measuring instrument value and performance. This super meter gives three readings from one clearly-engraved dial NOW you never need buy a variety of single-purpose measuring instruments—the Wates Meter is entirely sufficient for your needs; it tells you all you want to know to ensure that quality of reception that only perfect set control can give. No valve set user should be without it. From all good class dealers or direct complete with explanatory leaflet.
 Stocked by *Halford's Stores, Cherry's Stores, and most good Radio Dealers.*
Readings:—
 0-150 VOLTS. RESISTANCE 5,000 ohms.
 0-6 VOLTS. DEAD BEAT MOVEMENT.
 0-30 MILLIAMPS. CRYSTALLISED BLACK FINISH.
8/6 Fully Guaranteed.
THE STANDARD WET BATTERY CO., Dept. W.W., Head Office, Showrooms & Warehouse, 184-188, Shalesbury Avenue (near New Oxford Street), London, W.C.2. New Phone No. Gerrard 0905.

WATES
three in one
VOLT-AMP
RADIO TEST METER
 M.B.

ORMISTON'S LITZEN
 as used **WIRE** by the **Wireless World**
IS THE BEST FOR TUNING COIL AND H.F. TRANSFORMERS.
 Each individual strand is silk-covered, with an overall covering of silk. All other sizes supplied.
 20 yds. 4/6 50 yds. 10/-
 25 yds. 5/6 60 yds. 12/-
 Trade Terms on Application.
P. ORMISTON & SONS, LTD.
 79, Clerkenwell Road, London, E.C.1.

Wanted.—Contd.

WANTED, good speaker, will exchange pair of canaries and breeding cage, nest pans, etc.—19, Leeds Rd., Ilkley, Yorks. [2174]

WANTED, moving coil or good cone speaker and gramophone.—Details to Box 9079, c/o *The Wireless World* [2199]

WANTED Immediately, experienced man for service work and repairs; permanency.—Davis and Son, Radio Manufacturers, Westcliff-on-Sea. [2166]

WANTED, accurate second-hand ohm-meter, measuring to 5,000 ohms.—Box 9066, c/o *The Wireless World*. [2125]

AGENCIES.

AGENTS Wanted for Portable Pentode H.T. Accumulators, all parts; good terms; see under Batteries.—Pearson Bros., Bedworth, Nuneaton. [2123]

SITUATIONS VACANT.

WIRELESS Operating Appointments Assured; short qualifying courses, day, evening; fees payable after appointment for boarding students; Morse classes.—Manager, Wireless School, 21, Manor Gardens, London, N.7. North 3694. [1399]

REDUCTION IN PRICES


Ask for Particulars.

**ANODE SUPPLY
FILAMENT SUPPLY
ROTARY-TRANSFORMERS**

Input..... 12 to 250 v. D.C.
Output..... to 1,000 v. 100 w.

MOTOR-GENERATORS

Input..... A.C. or D.C.
Output..... to 170 w. H.T., or
80 w. H.T. & 80 w. L.T.
Efficient. Silent. Ripple-free.



M-L MAGNETO SYND. Ltd.,
Radio Dept., COVENTRY.
(Phone: 5001.)



A. J. W.

COILS for "W.W. Europa Three," wound exactly to specification. Price 30/- pair.

Complete Kit of Parts for above set, excluding Cabinet and Valves, but including pair of wound coils £8 - 10 - 0
Cabinet extra £1 - 5 - 0
Valves 2, 4, or 6 volt £2 - 8 - 0

A. J. WRIGHT, Ltd.,
30, LAMB'S PASSAGE,
BUNHILL ROW, LONDON, E.C.1

**BUY YOUR WIRELESS
ON EASY TERMS.**

Moving Coil Loudspeakers—Cossor Kits, Mains Units, Brown Conespeakers, etc., all well-known products for small deposit.

Elm Works, Elm Park, **C. SDUNHAM** Brixton Hill, London, S.W.9

**L.A.W.
LACQUERED COPPER SCREENS
"EUROPA THREE" 6'6"**

ALUMINIUM.
Screens and Screening Boxes made for all types of Receivers.
Trade Enquiries invited.

LOCK-ATKINSON WIRELESS,
107, Bolsover St., Gt. Portland St., W.1. Phone: Fitzroy 1223

COILS for NEW COSSOR 3

Guaranteed super efficiency and ready to fit. Cossor holders, quick delivery, 225-600 pair 15/-, 900-2000, pair 17/- These coils really give wonderful results and are perfectly made using low loss formers and are correct to size. Trade supplied. If your dealer cannot supply order direct from us. Our name on the box is a guarantee of perfection in every way.

POSTLETHWAITE BROS., KINVER, STOURBRIDGE
Coil Specialists since 1922.

**EARN MONEY
AT HOME**

You can earn money at home in whole or spare time writing Show Cards for us. No canvassing. We train you by post by our new simple method and furnish the Outfit free. We supply both men and women with steady work, no matter where you live, and pay you cash for work completed each week, under our legal guarantee. Full particulars and booklet free. Write at once or call.

SHOW CARD SERVICE, HITCHIN.



H.T. UNIT

For Multi-valve Receivers. No valves required. No expensive replacements. Components from

47/6

TANNOY

A.C. MAINS SUPPLY UNITS
Please Note New Address

Head Office and Works:
Tulsemere Manufacturing Co.
DALTON STREET,
West Norwood, S.E.27.

L.T. UNIT

Incorporating Westinghouse Metal Rectifiers 2, 4 or 6 volts at 3 amp. No renewals or attention. Complete units from

47/6



**BETTER CONNECTIONS
IMPROVED APPEARANCE
AND BEST RESULTS
BY USING**

KONIACT

COLOURED CONNECTING WIRE
ONE 10ft. COIL (IN ENVELOPE) 8d.
FOUR 5ft. COILS (IN CARTON) 1/6
COLOURS
RED, BLUE, YELLOW, GREEN, WHITE and BLACK.

PROPRIETORS—
BRISTOL WIRELESS CO., LTD.,
QUEEN'S ROAD, BRISTOL.

IGRANIC'S
NEW BOOKLET

**"RADIO
HOW IT WORKS—
AND HOW TO GET
THE BEST FROM IT"** PRICE 6^d

free
DURING
DECEMBER

ACCUMULATORS "ELITE" THE ELITE OF ALL.



H.T. ACCUMULATORS. 60 volts 3 amp. hour type, 02, Semi-oil Submerged Complete as illustrated. Price 22/6

DOUBLE CAPACITY TYPE. 60 volts 6 amp. hours. Price 30/-

The World's Best High Tension Accumulator and a British Manufacture. The Unique Semi-oil Submerged feature of the Elite absolutely prevents surface leakage losses. The battery lasts a life-time. Write for lists.

ACCUMULATORS ELITE, BEDFORD ST., HALIFAX. Telephone: 4304. Telegrams: Elite, Halifax
London Distributor:—**Cecil Pohlman, 77, Great Portland Street, LONDON, W.1**

Situations Vacant.—Contd.

WIRELESS Engineer, with first class experience of telephony, transmission, and reception; state qualifications, experience, and salary required, to Box 34, c/o Knights, 55-6, Chancery Lane, W.C.2. [0259]

SITUATIONS WANTED.

K EEN Assistant, up-to-date practice and theory, accustomed responsibility, wide business experience, well educated.—Box 9080, c/o *The Wireless World*. [2201]

K EEN Young Man (24), good all round knowledge of theory, design, construction, overhauls, 3 years with leading firm as salesman demonstrator, seeks situation; moderate salary.—B., 105, Philip Lane, N.15. [2173]

FINANCIAL PARTNERSHIPS.

WIRELESS Salesman Required for City Retail Shop, willing to invest up to £300; security and share of profits.—Apply E. B. L. and Co., 69, Leadenhall St., E.C.3. [2106]

BOOKS, INSTRUCTION, ETC.

STEP by Step Wireless, a complete course of the theory of electricity in relation to the practical design of wireless apparatus, eliminators, circuits, etc., with extracts from a designer's notebook giving up-to-date practical applications: issued weekly, send 1/- p.o. for first 4 weeks.—Clifford Pressland, A.M.I.E.E. Eng., Dept. W.W., Hampton-on-Thames. [0195]

WET H.P. Batteries are now a proved success; write for new illustrated booklet, giving cost and method of building and maintaining, free; mention paper.—Taylor, 57, Studley Rd., Stockwell, London. [0077]

**"PAMPAS-FIBRE" 1'9
CONE PAPER** Each

SPEAKS FOR ITSELF.

A Remarkable New Cone Paper. Purer Reproduction. Greater Volume. Climate Proof. Ideal for all makes of Cone or Moving-Coil Speakers.

Marked and instructions for making.
If your dealer does not stock, write direct to us:—
GILBERT INDUSTRIES,
519, London Road, WESTCLIFF-ON-SEA



INDEX TO ADVERTISEMENTS.

Accumulators Elite	35	Eton Glass Battery Co.	26	Mullard Wireless Service Co., Ltd.	Cover I. and I
A.F.A. Accumulators, Ltd.	16	Flexible Electric Cords, Ltd.	32	Northern Radio Co.	28
American Hard Rubber Co., Ltd.	27	Fermo Co.	12	Orniston, P., & Sons	33
B. & J. Wireless Co.	24	Frelat Valves	12	Percuss Radio	32
Baker's "Selhurst" Radio	28	Garnett, Whiteley & Co., Ltd.	11	Philips Lamps, Ltd.	5
Bayliss, W., Ltd.	28	General Electric Co., Ltd.	8 & 35	Player's Cigarettes	2
Belling & Lee, Ltd.	6	Gilbert Industries	8	Postlethwaite Bros.	35
Benjamin Electric, Ltd.	6	Gilman, J. S.	17	Pye, W. G., & Co.	25
Bowyer Lowe Co., Ltd.	Cover i.	Grafton Electric Co.	36	Regent Radio Supply Co.	22
Bristol Wireless Co.	35	Graham Amplion, Ltd.	21	R.I. & Varley, Ltd.	10 & 22
Britannia Reproducers, Ltd.	16	Graves, J. G., Ltd.	30	Rothermel Corp'n., Ltd.	10
British Ebonite Co., Ltd.	12	Griffin, A. W., & Co., Ltd.	30	Show Card Service	35
British Thomson-Houston Co., Ltd.	19 & 23	Harris Radio	33	Siemens Bros. & Co., Ltd.	32
Brown, S. G., Ltd.	Cover iv.	Hart Bros. Electrical Manf. Co., Ltd.	12	Sifam Electrical Instruments Co., Ltd.	32
Brownie Wireless Co. (G.B.), Ltd.	2	Hunt, A. H., Ltd.	26 & 29	Taylor, G.	32
Bullphone, Ltd.	4	Igranic Electric Co., Ltd.	35	Telegraph Condenser Co., Ltd.	Cover i. & 9
Burndett Wireless (1928), Ltd.	15	Improved Liquid Glues Co., Ltd.	12	Toutkin, J.	14
Carborundum Co., Ltd.	36	Jewel Pen Co., Ltd.	30	Transformer Repair Co.	34
Carrington Manf. Co., Ltd.	36	Lamplugh, S. A., Ltd.	29	Trelleborg Ebonite Works, Ltd.	36
Christie, James, & Sons, Ltd.	31	Lectro Linx, Ltd.	11	Tulsemerc Manf. Co.	35
Clarke, H., & Co. (Mer.), Ltd.	7	Lisenin Wireless Co.	31	Watmel Wireless Co., Ltd.	8
Cleartron (1927), Ltd.	14	Lock-Atkinson Wireless	35	Westam Accumulators	36
Cossor, A. C., Ltd.	18	Loewe Radio Co., Ltd.	10	Westinghouse Brake & Saxby Signal Co., Ltd.	6
C. P. Steel Mast Co.	32	London Electric Wire Co. & Smiths, Ltd.	23	Weston Electrical Inst. Co., Ltd.	4
Day, Ltd., Will	10	Lyons, Claude, Ltd.	31	Wet H.T. Battery Co.	31 & 33
D.F.M. Radio	30	Mainten Manf. Co.	32	Wigg, J. A., & Co.	32
Dubilier Condenser Co. (1925), Ltd.	13	Marconiphone Co., Ltd.	Cover ii.	Wingrove & Rogers, Ltd.	28
Dunham, G. S.	35	McMichael, L., Ltd.	20	Wolverhampton Diecasting Co.	35
Eastick, J. J., & Sons	35	Metro-Vick Supplies, Ltd.	Cover i. & p. 3	Wright, A. J., Ltd.	35
Edison Swan Electric Co., Ltd.	2	M. I. Magneto Synd., Ltd.	35	Wright & Weaire, Ltd.	36
Electradix Radios	33 & 34	M.P.A. Wireless, Ltd.	Cover iii.		
Epoch Electrical Society Ltd.	30				

DAXOLIN

PANELS AND FORMERS FOR

Perfect insulation & better appearance

PANELS: Mahogany, Natural Brown, or Black finish.
 $\frac{1}{8}$ " thick, $\frac{1}{4}$ d. per sq. inch. $\frac{3}{8}$ " thick, $\frac{1}{4}$ d. per sq. inch.
 COIL FORMERS: Prices on application.
"EMPIRE" VARNISHED INSULATING TUBING in all diameters.

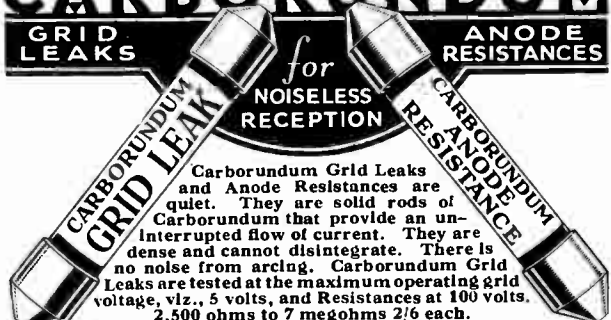
Distributors:
WRIGHT & WEAIRE LTD.,
 740, High Road, Tottenham, N.17.
 Phone Nos.: Tottenham 3847 & 3848.
Sole Manufacturers:
THE MICANITE & INSULATORS CO., LTD.,
 Empire Works, Blackhorse Lane, Walthamstow, E.17.



CARBORUNDUM

GRID LEAKS
ANODE RESISTANCES

for NOISELESS RECEPTION



Carborundum Grid Leaks and Anode Resistances are quiet. They are solid rods of Carborundum that provide an uninterrupted flow of current. They are dense and cannot disintegrate. There is no noise from arcing. Carborundum Grid Leaks are tested at the maximum operating grid voltage, viz., 5 volts, and Resistances at 100 volts. 2,500 ohms to 7 megohms 2/6 each.

The Carborundum Co., Ltd., Manchester.



Special demonstration of the New Hagra Magneto speaker giving extraordinary response to all audible frequencies. Also call and hear the latest Hagra Moving Coil speaker and Patent 4 pole balanced armature unit which gives wonderful volume without the slightest chatter.

Daily demonstrations of R.K., MAGNAVOX, MARCONI, BLUE SPOT, MULLARD, etc. Also PICK UPS.

Come and make your own comparisons and choose from the world's finest Speakers. 136-page FREE catalogue Radio and Electrical.

ELECTRIC (GRAFTON) COMPANY Museum 0241.

Telephone

Dept. W., 54, Grafton Street, Tottenham Court Road, W.1.

THE EBONITE SPECIALISTS


SHEETS, TUBE, ROD, PANELS, Etc.
FROM ALL HIGH-CLASS DEALERS



Trelleborg's
 GUARANTEED
GENUINE EBONITE
WAVY
 SILKEN SURFACE
PANELS

$\frac{3}{16}$ " per Sq. Inch $\frac{1}{8}$ " per Sq. Inch

Trelleborg Ebonite Works, Ltd., Union Place, Wells St., W.1



CABINETS

for the

MEGAVOX III 30/- Oak
33/- Mahogany.

MOVING-COIL SPEAKERS
EUROPEAN THREE
& ALL POPULAR CIRCUITS

Post this Coupon now for revised list of Camco Cabinets.

To **CARRINGTON Mfg. Co., Ltd.,**
 CAMCO WORKS, SANDERSTEAD ROAD, SOUTH CROYDON.
 Telephone: Croydon 0623 (3 lines).

Please send full details of the "Megavox 3" and other Camco Cabinets.

NAME

ADDRESS

W.V.

A SENSATION AT OLYMPIA EXHIBITION

Eliminators Eliminated by

WESTAM

EVERLASTING
H.T. ACCUMULATORS


6^D a Volt. 2 Amps.

ENTIRELY BRITISH.

60 Volt Model **30/-**
 also 20, 30, 90, 100 & 120 volt.

Catalogue and spare parts list from your dealer or

WESTAM ACCUMULATORS,
 257, HIGH STREET, LINCOLN.



Mention of "The Wireless World," when writing to advertisers, will ensure prompt attention.



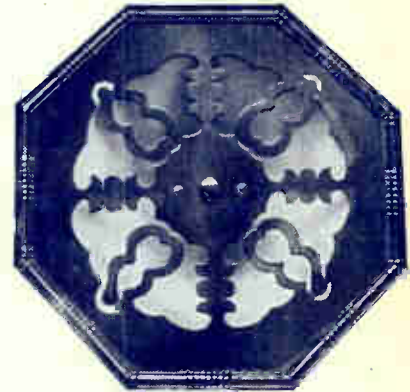
THOUSANDS OF PEOPLE HAVE FOUND THAT THEY GET BETTER RESULTS WITH THE 29/6 POPULAR PLAQUE THAN WITH OTHER SPEAKERS COSTING TWO OR THREE TIMES AS MUCH



Its amazing value and tone have astounded the critics and public alike. Substantially built, in either dark mahogany or oak, its success is due to patents exclusive to M.P.A. To hear it is to buy.

Other M.P.A. Models include the De Luxe Plaque 47/6, Table Cabinet Speaker 41/7 6, Table Grand Speaker 5 gns., Dual Inductance Speaker 7 gns. and Moving Coil Speakers from 10 to 12 gns. All Wireless Dealers stock M.P.A. Products.

The M.P.A. WAY — Products to the value of £5 and over can be obtained on Hire Purchase Terms for £1 down.



Streets

DEPT. 2, M.P.A. WIRELESS, LTD., 62 CONDUIT ST., LONDON, W.1. Tel. GERR. 6844-8

Have you got your copy of
 The
Wireless
 AND
 RADIO REVIEW **World**
DIARY for
1929

THIS little volume contains in convenient compass a mass of information which wireless users frequently require, and the Diary pages provide ample space for memoranda, and notes concerning individual sets and other wireless matters.

PRINCIPAL CONTENTS.

Summary of Regulations Relating to Amateur Transmitter and Receiving Licences. Conversion Tables, English measures to metric and vice versa. Decimal and metrical equivalents of fractions of an inch. Broadcasting Stations of Europe with their Call-Signs and Wave-lengths. Typical Wireless Receiver

and Eliminators:—Fourteen Different Circuits with Diagrams. Time and Day Conversion Tables, giving the times corresponding to midnight, 6.0 a.m., noon, and 6.0 p.m. G.M.T. in all parts of the world. Valve Data, giving the characteristic features of all standard valves.

From all Booksellers and Stationers.
 Published jointly by


"THE WIRELESS WORLD,"
 Dorset House, Tudor Street,
 LONDON, E.C.4.

and

Charles Letts & Co

A Christmas Suggestion

A copy of "The Wireless World" Diary forms a very acceptable present to your wireless friends




PRICE 1/- NET
 Post Free 1/1.

In Leather Case, with pockets, pencil and season ticket window, 2/6 net. By post 2/7.

A RADIO TRIUMPH!

A BROWN MOVING COIL UNIT FOR £9



KEEN experimenters will welcome for this as the best news of the season. For only £9 they can obtain a moving coil unit which will give a higher standard of reproduction than has previously been possible. The Brown Moving Coil Unit is a real triumph in manufacturing skill. Only the Speaker organisation could have achieved it. Experts who have heard it say they are surprised that such

absolute purity of tone, such profound realism in reproduction, and such flawless volume can come even from a Brown instrument. No matter how critical you may be, we are confident that you will have naught but praise for the performance of the Brown Moving Coil Unit. Your Wireless Dealer will bear out our assertion. Ask him. For use with 6-volt accumulator. Low resistance coil with step-down transformer incorporated in base. Price £9.

Manufactured at their great Factory at Western Avenue, North Acton, by S. G. Brown Ltd.

MADE BY BRITAIN'S PIONEER LOUD SPEAKER MAKERS

Ask your Dealer also to show you the new Brown L.F. Transformer. Sets a new standard. Price 30/-



Printed for the Publishers, LIFFE & SONS LTD., Dorset House, Tudor Street, London, E.C.4, by The Cornwall Press Ltd., Paris Garden, Stamford Street, London, S.E.1.

UNITED STATES—The International News Co., 131, Varick Street, New York. FRANCE—W. R. Smith & Son, 248, Rue Rivoli, Paris; Hachette et Cie, Rue Beaumour, Paris. BELGIUM—W. H. Smith & Son, 78, Marche aux Herbes, Brussels. INDIA—A. H. Wheeler & Co., Bombay, Allahabad and Calcutta. SOUTH AMERICA—Central News Agency, Ltd. AUSTRALIA—Gordon & Gotch, Ltd., Melbourne (Victoria), Sydney (N.S.W.), Brisbane (Queensland), Adelaide (S.A.), Perth (W.A.) and Launceston (Tasmania). CANADA—The American News Co., Ltd., Toronto, Winnipeg, Vancouver, Montreal, Ottawa, St. John, Halifax, Hamilton; Gordon & Gotch, Ltd., Toronto; Imperial News Co., Toronto, Montreal, Winnipeg, Vancouver, Victoria. NEW ZEALAND—Gordon & Gotch, Ltd., Wellington, Auckland, Christchurch and Dunedin.

3^D

The Wireless World

AND RADIO REVIEW

The Paper for Every Wireless Amateur

Wednesday, December 12th, 1928

CLARKE'S "ATLAS" BATTERY ELIMINATOR

Model A.C. 18, as illustrated, has been designed to meet the requirements of 2, 3, 4 and 5 Valve Set owners. Price £4 17s. 6d. complete with Half Wave Rectifying Valve and royalty. 7s. 6d. extra for Full Wave Rectifying Valve.


This model is particularly suitable for the Cosmor "Melody Maker" and Mullard Master Three Sets.



Send for full particulars from the makers:

H. CLARKE & CO. (M/CR), LTD., 'ATLAS' WORKS, OLD TRAFFORD, MANCHESTER.

FOR ALTERNATING CURRENT.



Made in England
All British Labour

MAZDA

NICKEL FILAMENT VALVES



The British Thomson-Houston Co., Ltd.

DUBILIER CONDENSERS

Dubilier Paper Condensers

Type BE. Max. Working Voltage, 200 volts D.C. (peak). Tested at 400 volts D.C.

- 0.5 mfd. . . . 2/6
- 1.0 " 2/6
- 2.0 " 3/6



Advt. of Dubilier Condenser Co. (1925) Ltd., Ducom Works, N. Acton, W3. T.C.103

UNIVERSITY OF CALIFORNIA LIBRARY

FEB 14 1929

LIBRARY



MANUFACTURED BY C. F. & H. BurTon


PROGRESS WORKS WALSALL, ENG.

Precision Condensers

Use

LOTUS COMPONENTS

IN YOUR MULLARD MASTER 3 STAR COSSOR MELODY MAKER AND ANY OTHER CIRCUIT



For your set choose—
 Lotus Dual Wave Coil, 15/-,
 16/6, 21/-; Lotus Vernier Dial,
 4/9; Lotus Variable Con-
 densers, from 5/-; Lotus
 Buoyancy Valve Holders, 1/3
 to 1/9; Lotus Jacks, Switches
 and Plugs; Coil Holders,
 Single Coil Holders; Lotus
 Remote Control for reception
 in every room from any type
 of set.

From all Radio Dealers

Garnett, Whiteley & Co. Ltd., Broadgreen Road, Liverpool



BUILD THIS PORTABLE

THE Mullard Master Five can be carried from house to house—from room to room—from fireside to bedside. It will give you music wherever you go—at your house—your friends' houses, in your car. It is entirely self-contained—receiver, batteries, aerial and loud-speaker all enclosed in one attractive cabinet.

It gives an amazing choice of programmes with one dial tuning. It is highly efficient on long waves as well as on the broadcast band, an achievement rare with portable sets. Its tone is rich and realistic. Its operation is of the simplest. Its simplicity of construction eliminates error and assures success.

To Dept. 8, "Radio for the Million,"
63, Lincoln's Inn Fields, London, W.C.2.

Please send me Simplified Plan of Assembly of The Mullard Master Five and Free copy of "Radio for the Million," Vol. 2 No. 4.

Name

Address

W.W.

Post coupon now for full details and simplified Plan of Assembly.

Mullard

MASTER · RADIO

**Only 13 days
to Christmas**

The Easy Way TO PERFECT RADIO

**Order NOW to
ensure delivery**

COSSOR MELODY MAKER.

Complete kit including valves in sealed carton. This wonderful Set can be built in 90 minutes.
Send only **10/-** Balance in 11 monthly instalments of ... **14/7**

MULLARD MASTER THREE STAR.

Complete kit of components, including panel and cabinet.
Send only **10/-** Balance in 11 monthly payments of ... **15/3**

MULLARD MASTER FIVE PORTABLE.

Complete kit of components including all requisite accessories—such as valves, batteries, etc.
Send only **30/-** Balance in 11 monthly payments of ... **35/-**

OSRAM MUSIC MAGNET.

A very efficient Receiver using latest type of Osram S.G. Valve. Complete kit of parts.
Send only **16/-** Balance in 11 monthly instalments of ... **15/5**

EDISWAN R.C. THREESOME.

Complete kit of components including panel and cabinet.
Send only **10/-** down and 11 monthly payments of ... **11/-**

EKCO H.T. ELIMINATOR.

A famous product by a famous firm. Variable tapping 0 to 120 and 1 fixed 170. Maximum output 20 m/a. For A.C. Mains, rectification by valve.
Send only **10/-** Balance in 11 monthly payments of ... **10/-**

REGENTONE ELIMINATOR.

Model W.1a. 1 variable tapping 0 to 200 volts, 1 fixed 90 volts and 1 power. Maximum Current 30 m/a at 180 volts.
Send only **13/1** Balance in 11 monthly instalments of ... **13/1**

Oldham D.C. Charger and 120-volt H.T. Accumulator.

The charger incorporates Westinghouse Metal Rectifier under licence. Safety fuse prevents overload. The Accumulator is one of the finest made.
Send only **10/10** Balance in 11 monthly instalments of ... **10/10**
A.C. Model, 12 payments 12 3.

Console Loud Speaker Cabinet.

Handsome polished Console Cabinet in mahogany, dark oak or golden oak, including Eaffle board.
Send only **8/3** Balance by 11 monthly payments of ... **8/3**

Celestion C12 Loud Speaker.

An instrument combining handsome appearance with all-round efficiency. In polished mahogany.
Send only **13/9** Balance in 11 monthly instalments of ... **13/9**




ULTRA DOUBLE ACTION AIR COLUMN LOUD SPEAKER.

Perfect reproduction over the whole range of frequencies due to automatic segregation of high and low notes.

Send only **8/3**
Balance in 11 monthly instalments of ... **8/3**

The Peto-Scott "MAJESTIC SCREENED GRID THREE."

A set of remarkable range and selectivity. Uses Detector, Triode and Pentode valves. Brings programmes from all over Europe. Supplied complete with valves, batteries, and Loud Speaker of leading makes. Royalty paid.
Send only **27/6** Balance in Easy Instalments.



The Peto-Scott "RADIOGRAM SENIOR."

A combined Receiver and Gramophone housed in a luxurious cabinet. The Receiver uses Pentode valve and brings you programmes from a wide range of British and Continental Stations. Gramophone is of the highest quality double-spring type and plays two twelve-inch records with no winding.
Send only **55/9** Balance in Easy Instalments.



SOCIABLE FIVE.

A portable Set whose appearance enables it to be placed in any room without looking out of place. Completely self-contained. Light and easy to carry about. Wonderful range and selectivity. Exceptional purity of tone. Adapted to play gramophone records electrically. A turntable enables set to be faced in any direction. A remarkable portable at a remarkable price.
Send only **40/-**
Balance in 11 monthly instalments of ... **40/-**



SOCIABLE THREE.

A set of great sensitivity. Covers both wavebands with no coil changing. Completely self-contained. Simplicity itself to operate. Needs no aerial and no earth. Ideal set for the Flat Dweller.
Send only **21/-**
Balance by easy instalments.

A new and extremely efficient three-valve Set which is simplicity itself to operate. In handsome cabinet with oxidised silver fittings.
Send only **13/4** Balance in 11 monthly payments of ... **13/4**

G.E.C. "VICTOR THREE."

A remarkable set at a remarkable price. Complete with valves, batteries and loud speaker. Royalty paid.
Send only **18/4** Balance in 11 monthly payments of ... **18/4**

Philips' 3-valve A.C. Mains Receiver.

All battery troubles dispensed with. Uses Screened-Grid and Pentode Valves. Just plug into ordinary electric-light mains. For the set complete (except loud speaker)
Send only **42/-** Balance by 11 monthly payments of ... **42/-**

Amplion Lion Loud Speaker.

Another new loud speaker which created a sensation at the Olympia Show. Marvellous reproduction of all frequencies. All models available. For the chassis only
Send only **11/-** Balance by 11 monthly payments of ... **11/-**

MOVING COIL LOUD SPEAKERS.

All the leading makes supplied.
R.K. Send only 15 2. Balance in 11 monthly instalments of ... **15/2**
Maxnavox. Send only 14 8. Balance in 11 monthly instalments of ... **14/8**
Marconiphone. Send only 11 7. Balance in 11 monthly instalments of ... **11/7**
These prices are for units only.

Bring Your Old Cossor Melody Maker up to date.

The wonderful Keystone H.F. Unit which uses the new Screened-Grid Valve increases the range, selectivity and volume of your old Melody Maker. Thousands of delighted users all over the country are getting many more stations with this Unit, which can be used with practically any Set. Complete with Valve and Royalty.
Send only **8/3** Balance in 11 monthly payments of ... **8/3**

Our comprehensive stocks embrace every radio necessity. Call at any of our showrooms and inspect our wonderful range of components, instruments and accessories—all of which are obtainable on our Easy Terms. If you cannot call, post the coupon below for fuller details of the Easy Way to Perfect Radio.

Continuous demonstrations at all our showrooms.

Please send me your Big List.

NAME

ADDRESS

W.W. 12/24.

PETO - SCOTT CO. LTD. 77, CITY ROAD, LONDON, E.C.1. £2, HIGH HOLBORN, LONDON, W.C.1. 4, MANCHESTER STREET, LIVERPOOL. Clerkenwell 9408. Chancery 8263. Liverpool Central 2184.

POINTS ABOUT MET-VICK "ALL ELECTRIC" VALVES

THE VALVES WITH THE INDIRECTLY-HEATED CATHODES

Why have so many of the leading manufacturers of wireless sets adopted as standard **Cosmos All Electric Valves**? A few reasons are here given indicating that for successful operation of sets completely from the electric light supply mains these Valves are indispensable.



All valves with directly heated cathodes ("Raw" A.C. Valves as they are called) operate with **Hum**. This hum, even if small, makes them quite unsuitable as detectors—the most critical position. **Cosmos All Electric Valves do not Hum**, and are suitable for all stages.

By reason of their big cathodes and great cathode-emission **Cosmos All Electric Valves** are robust, strong and long-lived.



A valve that emits from the *grid* cannot be used in R.C.C. Sets, nor, if serious, in transformer coupled Sets. Grid emission is a more serious defect than "softness" and no one would dream of using a "soft" valve. **Cosmos All Electric Valves do not grid-emit**.

Cosmos All Electric Valves give great amplification per stage. They are extremely sensitive and, by reason of low impedance values, give high tone quality of reproduction and handle power volumes with ease.



Special capping and the use of disc adaptors enable **Cosmos All Electric Valves** to be used in existing battery sets without re-wiring. The extraordinary good characteristics of these valves, however, may render a slight modification to *some* circuits desirable.

The prices of **Cosmos All Electric Valves** are comparable with the prices of ordinary battery valves. Why use any any less satisfactory?

Type AC/G Green Spot 15/-	Type AC/R Red Spot 17/6
High Amplification.	Power Amplification.
A.C. Sockets, 3/- each.	Met.-Vick Disc Adaptors, 6d. each




Eliminators especially designed for these Valves, send for Section C.

MET-VICK VALVES

METRO-VICK SUPPLIES LIMITED, 155 Charing Cross Road, LONDON, W.C.2.

R.P.
131.

**Short Wave fans
or Broadcast listeners—
these are your phones**



3 Resistances
(120, 2,000 & 4,000
ohms).

1 Price

12/6

FOR their sensitivity most DX workers use Ericsson Supersensitive—for their wonderful response to all tonal frequencies the B.B.C. use them in their studios to test the quality of transmission.

They consist of two aluminium cased double-pole watch pattern receivers with a double "Duralumin" headband, with 6 feet 2-way best quality flexible cord. All terminals enclosed (to prevent short circuits).


Adopted in 1909 as *standard* by the Admiralty and the R.A.F. in 1917.

At all good dealers or direct:
ERICSSON TELEPHONES, Ltd.
67/73, Kingsway, London, W.C.

Ericsson

**SUPERSENSITIVE
TELEPHONES**

**TONEX
TONATUNA**



**GIVEN FREE
WITH EACH "TONATUNA"**

—are full instructions showing how, with the addition of a few simple components a remarkably efficient 3-valve Set can be built. It is so easily controlled that the youngest member of your family will have no difficulty in tuning.

**GIVE
YOUR
FRIEND
ONE FOR
XMAS**

and treat yourself
to one also!

**NO COILS TO
CHANGE.
INCREASED
SELECTIVITY.
RANGE
240 to 2,000
METRES.**


Tuning with the "TONATUNA" is simplicity itself. There are no coils to change, and a simple turn of the centre knob switches you over from short waves to long waves. Tuning is razor-sharp, and it is surprising the number of stations that are brought in.

Range is from 240 to 520 metres and 1,100 to 2,000 metres, using a .0005 variable condenser. One-hole fixing.

Price **21/-** including full instructions for building the specially designed 3-valve Set.

If your dealer does not stock, write direct giving his name and address.
THE TONEX CO.,
WALKER STREET, BLACKPOOL, LANCs.

NEW! PHILIPS GRAMOPHONE PICK-UP



The new Philips Gramophone Pick-up fulfils the long-felt want for a real light-weight pick-up which would not put any more strain on records than an ordinary sound box and give faithful reproduction without surface noises. This neat, scientifically made instrument has standard fitting for any tone arm. An ingenious switch greatly simplifies the fixing of needles.


TYPE 4005.

50/-

PHILIPS AMPLIFIER

Built on the same advanced principles as the well-known PHILIPS Receiving sets, this new Amplifier, incorporating the famous Philips L.F. transformer type 4003, a steep-slope detector and Pentode valve, gives a reproduction of gramophone records with a purity and volume hitherto unobtainable. Volume control permits the reducing or increasing of volume without altering the sound proportion between high and low notes.

TYPE 2781.
Price, including valves and leads, **£6.10.**



PHILIPS *for Radio*


Please
send me
complete
Gramophone
Pick-up and Amplifier
leaflets.

M.....

Advert. Philips Lamps Ltd., Radio Dept., Philips House, 115, Charing Cross Road, W.C.2.

A5 Advertisements for "The Wireless World" are only accepted from firms we believe to be thoroughly reliable.

**NO OTHER SPEAKER
IN THE WORLD
GIVES BETTER RESULTS
OFF A 2-VALVE SET
THAN THE NEW
M.P.A
DUAL INDUCTANCE**



and it is the finest "speaker" value you can possibly buy. A speaker built on the moving coil principle which requires neither accumulators, mains connections, special valves, nor transformers! A self-energising model exclusive to M.P.A. ! More sensitive than a magnetic movement, yet uses no more H.T. voltage than an ordinary loudspeaker! Low notes without a boom! High notes without shrillness! Every part balanced and in perfect unison ! Speech excellent ! "It gets the best from your set." Ask for the M.P.A. DUAL INDUCTANCE SPEAKER. Price 7 guineas.

Other M.P.A. Models include the Popular Plaque, 29/6; De Luxe Plaque, 47/6; Table Grand Speaker, 5 guineas; Table Cabinet Speaker, £4/17/6; Moving Coil Speakers, from 10 guineas; and the "Octroda" 8-Electrode Self-Contained Stationary Set, 12 and 17 guineas. For Irish Free State prices write Brown Bros. (Ireland), Lower Abbey St., Dublin, C.8. All Wireless Dealers stock M.P.A. Products.

THE M.P.A. WAY
Products to the value of £5 or over can be obtained on Hire Purchase Terms for £1 down.



Streets

DEPT. 2 , M.P.A WIRELESS LTD., 62, CONDUIT ST., LONDON, W.1, TEL. GERRARD 6844-5

PERTRIX

IT'S PERFORMANCE THAT COUNTS!

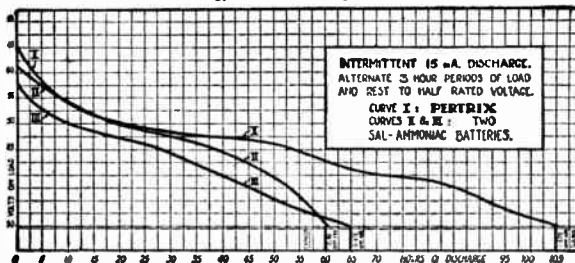
THE CURVE BELOW GIVES A COMPARISON BETWEEN TWO ORDINARY SAL-AMMONIAC BATTERIES AND A PERTRIX PATENT LONG LIFE DRY BATTERY.

The much better result given by the PERTRIX is due to the elimination of loss of energy whilst the battery is idle.

THE PERTRIX IS A NEW BATTERY EMPLOYING NEW PRINCIPLES

9 VOLT : 1/6

60 VOLT : 8/-



120 VOLT : 15/6

— AND SETTING A NEW STANDARD IN DRY BATTERY PERFORMANCE.

100 VOLT : 13/-

WRITE FOR LIST "P3," GIVING FULL DETAILS, FREE ON REQUEST

from
A.F.A. ACCUMULATORS LTD.
120, TOTTEHAM COURT
ROAD,
LONDON,
W.1.



The Ferranti AF3 is the Transformer of universal appeal. To the electrically critical it shows an amplification curve that speaks volumes. To the musically critical it offers a revelation in faithfulness of reproduction.


PRICE 25/-



Hearing is believing! This is the speaker you would probably choose if you could test it against all other models, even at higher prices. Built on the unrivalled exponential system—ensuring unusually faithful reproduction.

PRICE £3.3.0

FERRANTI



A Ferranti Radio Meter. Tells accurately the conditions under which the set is working, and enables you to base adjustments on actual ascertained facts.

The model shown is the portable 3-range instrument Type PR3a, No. 26, 1,000 ohms per volt.

£2.17.6



The Ferranti 2 Mfd. Fixed Condensers are wound with pure metal foil and not with metallised paper.

Specially designed for mains work. They offer minimum resistance to H.F. currents. Adequately insulated and subjected to searching tests to eliminate any possibility of defect or failure.

Type C1, 5/6 Type C2, 3/6
 „ C1T, 5/-* „ C2T, 3/-*

*Terminals for soldering only.


FERRANTI

FERRANTI LTD.

HOLLINWOOD


LANCASHIRE

SCRAP THAT ACCUMULATOR!



BUILD THIS ELIMINATOR

YOU'RE wasting money every time you buy an accumulator—if you have electric light. For here's a way you can get constant radio power—from your switch. Get the T.C.C. Book. It shows how anyone can build a safe, reliable L.T. Eliminator—in an evening. You can't possibly go wrong if you follow



the easy instructions, clear photographs and simple diagrams. There are only 6 components and 12 wires. The result will be an eliminator that will give you steady, silent power—at the touch of a switch. Send the coupon to-day.

GET POWER FROM YOUR MAINS

THIS BOOK SHOWS YOU HOW!

To Telegraph Condenser Co., Ltd.,
Wa'es Farm Road, N. Acton, London, W.3

I enclose 1d. stamp. Please send Eliminator book.

Name.....

Address


W.W. 12/12/25.

T.C.C. CONDENSERS



Mention of "The Wireless World," when writing to advertisers, will ensure prompt attention.

BLUE SPOT 49



—makes an Ideal Gift!

Give a Blue Spot 49 Speaker this Xmas—the Speaker that lives! Whatever goes into the microphone, comes through absolutely naturally on the Blue Spot 49 Loudspeaker. No matter whether it is the top note of the piccolo, the deepest thunder of the organ or the middle register of the voice, you get unalloyed tone without distortion. Reproduction is perfect—and this amazing speaker, obtainable from all leading wireless retailers, costs only £2 2 0.

The secret of its success is the Blue Spot 66Z Driving Unit, capable of handling great volume without distortion, and pleasing results can be obtained with low H.T. values. It can be obtained for home constructors as a separate unit, price 17/6

For those who own sets of 3 valves or more we recommend Blue Spot Speaker 59. Price £4 4 0, with 66K unit capable of handling any output. Price of unit alone 25/-.

F. A. HUGHES & CO., LIMITED
204-6 Great Portland Street, London, W.1

Distributors for Northern England, Scotland and North Wales: H. C. RAWSON (SHEFFIELD AND LONDON) LTD., 100 LONDON ROAD, SHEFFIELD; 185 PRINCESS STREET, MANCHESTER.

"Ideal Blue Spot Cone Speakers are sold under full protection of the patents owned by Standard Telephones and Cables and the Hopkins and Lektophone Corporations."

Gift it with "EKCO"

THE NEW SIMPLIFIED RADIO — Switch on — that's all

PRAISE FROM THE PRESS.

HULL EVENING NEWS. "An H.T. Supply, sure and never failing"

MANCHESTER EVENING CHRONICLE. "An exacting test of an 'Ekco' Mains Unit has been conducted and it is pleasing to record that the instrument has done all the Makers claim."

POPULAR WIRELESS. "The most satisfactory unit we have yet had brought to our notice. Very excellent value for money."

**THE "EKCO"
ALL-FROM-THE-MAINS
3 VALVE RECEIVER**

This receiver makes a truly wonderful gift. It operates entirely from the electric supply by simply attaching the adaptor to a light or power socket. Safe, silent, sound, and "fool proof." Radio power becomes as simple and economical as the ordinary Electric Light, and goes on for years. No batteries or accumulators, with their worries and continual expense. Home and continental stations received at full loud-speaker strength, with wonderful clarity and volume.


PRICE COMPLETE, INCLUDING VALVES AND ROYALTY,

D.C. **19** Gns. A.C. **21** Gns.
MAINS MAINS

Of all "Ekco" agents, or write to
Dept. W, E.K. Cole, Ltd., Leigh-on-Sea, Essex.


WORRYLESS — WIRELESS!

"Ekco" H.T. Unit A.C. Model 1V. 60. 60 Milliampere, voltage tapping, 0-120 Var: 120 Ared "Power" fixed. A.O. & D.C. Mains. D.C. £3.18.6 A.C. £17.13.6




"Ekco" Rectifier Unit, Model R.60 for attaching to D.C. Unit for use on A.C. Mains, 90 Milliamp. range £5.0.0.

"Ekco" Trickie Charges (incorporating the Westinghouse Metal Rectifier under licence). Model T. 500. Charges 2-4 or 6 coil accumulators from A.C. **sales only at 1 amp. continuously.




"Ekco" H.T. Unit, A.C. Model 2.F. 10.10 milliampere, 30 120 voltage tapping, A.C. & D.C. Mains. D.C. £1 9.6 A.C. £3 13.6

"Ekco" Isolating Transformer. For isolating loud speaker or phones for a set where Power supply Unit is in use.



"Ekco" All-Power Unit, D.C. Model C.1A. 60 Milliampere Voltage Tappings, H.T. 0.120 var: 100 Ared Power L.T. 1 to 60 coil, up to 6 amp. O.B. up to 21.



"Ekco" "All-from-the-Mains" 3 Valve Receiver. Price complete, including valves and royalty, D.C. Main 19 guineas, A.C. Main 21 guineas.

Every note faithfully reproduced



Fit **EDISWAN** VALVES

The very complete range of Edison Valves includes Screen Grid, Pentodes and Super-Power Types.

Pentodes now available from your local dealer.

Write to-day for catalogue of complete range of Edison Valves to the Edison Swan Electric Co. Ltd. (Publicity Dept.) 123/125 Queen Victoria Street London, E.C.1.

and bring your Radio right up-to-date

V.I.

EDISWAN — THE 100% BRITISH VALVE

TELSEN TRANSFORMERS

Universally known as Radio's Choice

Famous for excellent amplification and tonal purity. Available in usual ratios and sold everywhere.

TELSEN ELECTRIC Co. Ltd.
207, Aston Road, BIRMINGHAM.



Aircraft, Ltd.

Mention of "The Wireless World," when writing to advertisers, will ensure prompt attention.

EVERYTHING



ELECTRICAL

Give a

GECOPHONE Cone Loud Speakers have the widest frequency response and will give the greatest output for given input. As a gift, a GECOPHONE Cone Speaker will not only give enduring pleasure in performance but reflect, as well, the good taste and wise judgment of the giver.

GECOPHONE
CONE LOUD SPEAKER
 that *YOU* would like!

Sold by all
 Wireless
 Dealers.

MADE
 IN
 ENGLAND.



Cabinet  LOUD SPEAKER £5 : 10

Cat. No. B.C. 1690.

No other instrument at the price can produce with such wonderful faithfulness the intricate tones and inflexions of the human voice, the deep, rich tones of the organ or the sweet, high treble of the piccolo. The cabinet is of solid mahogany, and the appearance of the instrument is pleasing in the extreme.

Cat. No. B.C. 1692. The same in solid oak.



Senior Plaque CONE LOUD SPEAKER

Cat. No. B.C. 1670.


Artistic and pleasing design. Cone and unit similar to the "Standard" type, but are mounted in a circular frame. Finished in walnut. Price **£3 : 17 : 6**



Standard CONE LOUD SPEAKER

Cat. No. B.C. 1650.

Finished in rich coin bronze. Gives a wealth of rich tones with clarity and wonderful realism. Price **£5 : 10**



Super Cabinet CONE LOUD SPEAKER

(on left)

Cat. No. B.C. 1694.

Fitted with a large cone operating from a delicately balanced armature. Its power of reproduction is a revelation. Will do equally well with low inputs. Cabinet of either solid polished mahogany or oak (B.C. 1694).


Price **£7 - -**

IGRANIC

TUNING

A matter of vital importance in good radio reception. IGRANIC components, world-famous for their high standard of accuracy, robust construction and beautiful finish, help your set to bring in even the most elusive stations.

Here are two instruments, soundly made and delicately adjusted, that will assure you the fine tuning needed for good reception.



IGRANIC LOKVANE Variable Condenser—the new condenser with improvements that ensure perfect electrical connection and prevent "slip."
 .0003 mfd. price 9/6 .0005 mfd. price 10/6



INDIGRAPH Vernier Knob and Dial.

An extremely handsome slow-motion dial. It gives smooth, even adjustment free from "backlash," and cannot get out of order. Reduction ratio approximately 8:1.

Price 6/-

Have you read "RADIO—how it works and how to get the best from it"? Price 6d. Send this coupon with your name and address and get YOUR copy FREE.

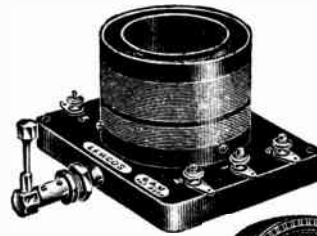
NAME.....
 ADDRESS.....




Works BEDFORD

Mention of "The Wireless World," when writing to advertisers, will ensure prompt attention.

A LEWCOS COIL IS AN ACCEPTABLE PRESENT




"QAM" COIL.




SUPER COIL
 (Pat. No. 285,728)



CENTRE TAPPED COIL
 (Pat. No. 271,384)



SHORT WAVE COIL.



BINOCULAR COIL
 (Pat. No. 277,876)



THE LONDON ELECTRIC WIRE COMPANY AND SMITHS LIMITED
 Church Road, Leyton, London, E.10.
 Trade Counter and Cable Sales :
 7, Playhouse Yd., Golden Lane, E.C.1.



Technical experts have long adopted CELESTION as their standard. The Technical Press leaves no doubt as to the merits of Celestion (*vide* "The Wireless World"—"the embodiment of all that is good in Loudspeaker design," etc.). Eminent musicians are unanimously in favour of Celestion. All the leading national set manufacturers incorporate Celestion in all their models. Many, many thousands of satisfied users attest to its extraordinary realistic response.

EXCELLENT REASONS why you should consider Celestion as a most acceptable gift.

Your dealer will demonstrate without obligation. Or, call at our showrooms, one minute from Victoria Station, where you can also hear the finest sets.

Celestion is **British throughout**. Models range from **£5-10-0**. Write for new Booklet and particulars of the Celestion-Woodroffe Gramophone Pick-Up, price **£4-4-0**.


SHOWROOMS:

106, VICTORIA STREET, LONDON, S.W.1


Write to:

Dept. C, Celestion Radio Co., Kingston-on-Thames


FIRST ON MERIT-ON DEMONSTRATION




Model C14



Model C24



Model C10




Model C12

CELESTION

The Very Soul of Music

BI Advertisements for "The Wireless World" are only accepted from firms we believe to be thoroughly reliable.

CHRISTMAS



IN the brave days of old the waits played their music without the castle walls. To-day, in castle and in cottage, the carols of old still are heard—through the **Brown Loud Speaker**. And, because the reproduction of the **Brown** is so completely faithful, it is quite easy to believe that it is the voices of the carollers themselves. If you would bring the true spirit of Christmas into your home—buy a **Brown Loud Speaker**. If, too, there is one whom you would honour—give a **Brown Loud Speaker** and the beauty of its voice will express your message of goodwill.

TODAY -



On the left is shown the **Brown Mascot Loud Speaker**. Price 90/- One of the extensive range of **Brown** instruments, from 30/- to 15 guineas.


THE MUSIC OF A
Brown
LOUD SPEAKER

Advt. S. G. Brown, Ltd., Western Ave., N. Acton, W.3.

6821

HENDERSON H.T. BATTERY ELIMINATORS

For the new season a complete range of Eliminators is available. All are enclosed in metal cases, finished in Crystalline Black, and conform in every way to the new "E.E." Regulations.



A.C. Unit Type A.1.

The Unit illustrated gives voltage tappings at 60v., 90v. and 130v. and is of the 60 milliamp type. It retails complete with valve and royalty at £7 2s. 6d.

Direct Current Units of similar handsome appearance range in price from 30/- to 80/- retail.

All hear the Henderson Two Years' Guarantee.

A postcard brings complete details.

W. J. HENDERSON & CO. LTD.
351 Fulham Road, London, S.W.10.
Telephone: Kensington 9407-8.

LOEWE RADIO GRAMOPHONE PICK-UP




Hear your gramophone records through your loud-speaker at any strength you like . . . clearer, more lifelike, without a trace of distortion

18/6

Buy a Loewe Radio Pick-up. No alteration to gramophone or set. Your dealer will gladly demonstrate.

THE LOEWE RADIO CO., LTD.,
4, Fountayne Road, Tottenham, London, N.15.
Telephone: Tottenham 3911/2.

Mention of "The Wireless World," when writing to advertisers, will ensure prompt attention



AMAZING PROFICIENCY

Here is performance! A three-valve Receiver that brings in at least 30 stations (both long and short wave bands) on the Loud Speaker. Whilst by the simple change of two plug-in Dimic Coils (price 5/- each, total 10/-) many additional ultra-short wave band stations are obtainable, and the reception—pure, strong and clear. Operation so simple that a child can tune in perfectly. A McMichael product of course. Ask your dealer for a demonstration and judge for yourself the sterling capabilities of this delightful receiver. Sold complete with three valves specially tested with set in handsome solid oak cabinet.

Price, including all Royalties, **£21 : 16 : 0**

Deferred payments can be arranged.

Telephone:
SLOUGH
441-442.

L. M^c MICHAEL LTD

Manufacturers of Wireless and Scientific Apparatus

WEXHAM ROAD, SLOUGH, BUCKS.


London Showrooms: 179, STRAND, W.C.2. (Phone: CENTRAL 6988.)

Telegrams:
Radiother.
SLOUGH.



The McMICHAEL DIMIC COIL


A highly efficient inductance of a particular form devised to fulfil the most stringent requirements of modern Wireless science in the reception and reproduction of Radio signals. Like all McMichael components it is absolutely reliable and far ahead of any others, being an entirely original conception and a proved essential for truer and finer reception. For better performance in every Set fix the Dimic.



Price 5/- each. Base 2/- extra.

The HOME ASSEMBLY SCREENED DIMIC THREE

Explanatory leaflets and diagrams are available for the making up of this unique home construction set. It can be constructed at home with ease, and will operate equally with the works produced model if our instructions are carried out religiously. The price of the whole of the parts necessary to build this Set is approximately **£8 : 12 : 8**. (Extras: Valves 58/-; Oak Cabinet 35/-; Loud Speaker to choice.)



The New McMICHAEL BINOCULAR JUNIOR H.F. CHOK E

The essential Choke for all screened grid valve circuits, with a wide band of uniformly high efficiency. Its binocular construction makes it practically fieldless so that it can be placed in proximity to other coils without interaction. Low self-capacity and high inductance ensure absence of peak effects on all wavelengths. Low D.C. resistance. Inductance 90,000mH. D.C. resistance 250 ohms. Price 4/-

THE SUPER SCREENED FOUR VALVE PORTABLE

Superb of its kind this McMichael Receiver combines luxury with economy. Highly selective it will bring in the maximum number of stations on the loud speaker. The use of screened valves in combination with the advanced design of the circuit ensures unequalled results. In beautifully finished figured Walnut Cabinet with **CELESTION LOUD SPEAKER**.

Price **35 Gu neas**

(including royalties and all equipment).

EVERYTHING **The G.E.C.** ELECTRICAL
your guarantee

*Behind the best
Sets for H.T. and
L.T. Supply*

GECOPHONE
REGISTERED TRADE MARK

and **"GEEKO"**
Accessories

MADE IN ENGLAND.

Write for Folder No. L.4794 for full particulars and prices of GECOPHONE Dry Batteries and GEEKO Accumulators and Chargers.

"GEEKO"
H.T. ACCUMULATOR
CHARGER (for A.C. Mains)

"GEEKO"
L.T. ACCUMULATOR

"GEEKO"
H.T.
ACCUMULATOR

"GECOPHONE"
INTERCHANGEABLE
H.T. DRY BATTERY




**ENGINEERING
PRECISION**

A rumble . . . a roar . . . a flashing of enormous wheels . . . a whine of escaping steam suggesting that the speeding colossus is pining for even swifter movement . . . this is the impression one gets of the modern locomotive, one of the most familiar examples of engineering progress and precision.

Equally familiar to Radio men as perfect specimens of engineering precision are the instruments manufactured by J.B. That illustrated is the new J.B. Slow Motion—a 1929 design which excels all previous instruments of this type placed before the public.

This J.B. precision instrument represents the highest point reached in condenser design.



Prices: '0005 mfd., 14/6;
'00035 mfd., 13/6;
'000.5 nfd., 13/-;
'000.15 mfd., 13/-;
'0005 mfd., Log. 14/6;
'0003 mfd., Log. 13/6.



**PRECISION
INSTRUMENTS**

Advt. of Jackson Bro., 72, St. Thomas' Street, London, S.E.1.

Advt. of The General Electric Co., Ltd., Magnet House, Kingsway, London, W.C.2

Mention of "The Wireless World," when writing to advertisers, will ensure prompt attention.

Good Enough for a Laboratory

Various makes of Mica Condensers were used in some important experiments and all were found wanting—notably in their poor power factor—except the Dubilier Type 610 and a condenser specially produced in the laboratory. The latter proved too fragile and therefore only Dubilier Condensers were used.

The absolute constancy of the Dubilier Condensers was also noted during the Research.

Vide Proceedings of Royal Society.

DUBILIER CONDENSERS

If unobtainable from your dealer, write direct to us, mentioning your dealer's name and address.



Dubilier Condenser Co. (1925) Ltd., Ducon Works
Victoria Road, North Acton, London W.3.

©1928

B5 Advertisements for "The Wireless World" are only accepted from firms we believe to be thoroughly reliable.

Fit your Gramophone with:—

The RAYTRAK PICK-UP CARRIER

(Patent Applied For)


AN entirely novel form of Carrier that ensures the needle of the pick-up moving in a PERFECTLY STRAIGHT LINE from the outer edge towards the centre of the record, thereby maintaining the correct alignment of the needle with respect to the sound groove throughout its travel, eliminating side drag, minimising record wear and improving quality of reproduction. Instantly attached or detached from the gramophone. Adaptable to all pick-ups and will fit any gramophone.

**SCIENTIFICALLY
CORRECT
MECHANICALLY
PERFECT
HEAVILY PLATED**

Wholesale Distributors:

**ROBINSON & HANDS
ELECTRIC CO., LTD.**
Barwick Street, BIRMINGHAM.

Telephone: Central 8131 2-3.



*British made
throughout.
Boxed complete
with instructions
and ready for
fixing.*

35/-

*Particulars and
literature on
application.*

For the TRADE only

YOUR customers expect you to KNOW and answer all their queries satisfactorily. Their opinion of your business is measured by the advice you supply. The volume of your business will increase in relation to the confidence you infuse by KNOWING all there is to know about Wireless matters.

The 1929 edition of "The Wireless Trader Year Book & Diary" is NOW READY. Its vast store of trade and technical information and its comprehensive trade lists have been revised and brought up to date.

Order your copy to-day—it will prove of the utmost value to you and to your business.

1929 Edition of
"THE WIRELESS TRADER"
YEAR BOOK & DIARY"

St. Bride's House, Salisbury Sq.,
Fleet St., London, E.C.4.


Phone: Central 7713 (9 lines).

PRICE
post free

5/6

To subscribers
to "The Wireless
Trader"

3/6 post free.



In addition to a useful Diary for 1929 and some 100 pages of valuable Broadcasting, Technical and Trade Information relative to the Wireless and Gramophone Industries, the book contains comprehensive trade lists in different coloured sections. These include: Trade and Professional Addresses of Manufacturers and Manufacturers' Agents; Trade and Professional Addresses of Factors; Goods Supplied and Services Rendered; List of Factors arranged territorially; List of Proprietary Names of Goods used and sold in the Trade.

NOW READY & BETTER THAN EVER!

Mention of "The Wireless World," when writing to advertisers, will ensure prompt attention.

EVERYTHING

The
G. E. C.
your guarantee

ELECTRICAL



Treat
your set
this
Xmas
to a
set of



**OSRAM
Valves**

with the
**"TENACIOUS
COATING"**

**MADE
IN
ENGLAND**

Sold by all Wireless Dealers.

Extra Quality - without extra cost

***Good Idea* A set of OSRAM VALVES as a gift**


Adv. of The General Electric Co. Ltd., Magnet House, Kingsway, London, W.C. 2

27 Advertisements for "The Wireless World" are only accepted from firms we believe to be thoroughly reliable.

THE
GIFT OF GIFTS!
 The
Cossor
Melody Maker

Unassembled it will give double joy—the pleasure of building it and the delight of listening to its superb reproduction. Or, you can give the complete Receiver—it can be assembled by anyone in 90 minutes without the slightest wireless knowledge. The Cossor Melody Maker brings in 20 stations any evening. The world's lowest price for a Receiver of such advanced design. . . . **£7-15s.**

Any Wireless Dealer will supply you.



*To Jim
from
Uncle Fred*

Advt. A: C. Cossor, Ltd., Highbury Grove, London, N.5.

Mention of "The Wireless World," when writing to advertisers, will ensure prompt attention.

CA 6681
 BB

The Wireless World

AND
RADIO REVIEW
(16th Year of Publication)

No. 485.

WEDNESDAY, DECEMBER 12TH, 1928.

VOL. XXIII. No. 24.

Editor: HUGH S. POCOCK.

Assistant Editor: F. H. HAYNES.

Editorial Offices: 116-117, FLEET STREET, LONDON, E.C.4

Editorial Telephone: City 9472 (5 lines).

Advertising and Publishing Offices:

DORSET HOUSE, TUDOR STREET, LONDON, E.C.4.
Telephone: City 2847 (13 lines). Telegrams: Ethaworld, Fleet, London."

COVENTRY: Hertford Street.

Telegrams: "Cyclett, Coventry." Telephone: 5210 Coventry.

BIRMINGHAM: Guildhall Buildings, Navigation Street.

Telegrams: "Autopress, Birmingham." Telephone: 2970 and 2971 Midland.

MANCHESTER: 260, Deansgate.

Telegrams: "Iliffe, Manchester." Telephone: 8970 City (4 lines).

PUBLISHED WEEKLY.

Subscription Rates: Home, 17s. 4d.; Canada, 17s. 4d.;
other countries abroad, 19s. 6d. per annum.

Entered as Second Class Matter at New York, N.Y.

As many of the circuits and apparatus described in these pages are covered by patents, readers are advised, before making use of them, to satisfy themselves that they would not be infringing patents.

CONTENTS OF THIS ISSUE.

	PAGE
EDITORIAL VIEWS	770
RADIO GIFTS FOR CHRISTMAS	780
THE DISTORTIONLESS DIODE. BY H. F. SMITH	783
MEGAVOX ELIMINATOR. BY W. I. G. PAGE	787
TALKING FILMS	792
CURRENT TOPICS	795
PROGRAMMES FROM ABROAD	797
A YEAR'S PROGRESS IN COMMERCIAL WIRELESS. BY LT.-COL. CHET- WOOD CRAWLEY	801
BROADCAST BREVITIES	805
READERS' PROBLEMS	807

CHRISTMAS AND RADIO.

CHRISTMAS comes round once again, and the question of how far wireless can help us in our problems of the choice of gifts for our friends and for Christmas-time entertainment is with us. In "Radio Gifts for Christmas" in this issue we endeavour to suggest in the minds of our readers ideas for the choice of Christmas presents from amongst the products for which broadcasting is responsible. There is much that is new and an immense variety of gifts at all prices, so that we think readers will find that their difficulties in the choice of Christmas presents can largely be solved by consideration of the possibilities which wireless offers.

o o o o

TALKING FILMS.

THE scope of the wireless engineer is no longer limited to the technical development of wireless transmission and reception of telegraphy and broadcasting, because new branches of electrical engineering are continually presenting fresh problems which

require the experience of the wireless engineer for solution.

Some little while back came the application of the principles of electrical sound reproduction to the gramophone, and this has now developed to a point where the standard of reproduction of the modern gramophone is set by the performance of electrical reproduction.

Another direction in which the principles of sound reproduction have been applied to assist in the development of the new industry is exemplified in the talking film, for which it will be generally conceded there are very great possibilities. Since the technical problems of the development of the speaking film are allied to wireless, we may perhaps be permitted to make reference to the subject of the speaking film generally.

A New Technique Needed.

In spite of the apparent possibilities, it does not seem to us that the speaking film is achieving the popularity to which its potentialities entitle it, and our own experience, after having seen and heard examples of speaking films in various theatres in this country is that, whilst the technical problems, such as synchronisation and quality of reproduction, are more or less taking care of themselves, and are bound to develop along the present lines to a state of comparative perfection within a short time, yet the part played by the producers of the films leaves much to be desired.

In our opinion, before justice can be done to the principle of the talking film, the present ideas of producers of films must, in a large measure, give place to a new technique, and instead of approaching the new principle from the idea of adding speech to a film, which has been taken very much on the lines of a silent film, the speaking film should be developed, using the stage and spoken plays as the basis but utilising to the fullest extent the advantages which the photographic film offers, as a means of improving upon the scenery and effects.

The handicap of the theatre is that scenery and general effects are cramped within the limits and the possibilities of stage scenery; the silent film depends largely for its effect upon the fact that it is not restricted in this respect.

If the two could be combined, therefore, with the scenery and effects as secondary to the spoken words of the play, and utilised to enhance the realism of the whole, instead of merely adding the spoken word and sounds to what is otherwise a silent film of a type to which we have hitherto been accustomed, then in this combination we foresee a much greater possibility of the development of a new art.



Suggestions for Every Purse and Purpose.



At this season we are permitted the privilege of giving presents to our friends and relations as tokens of esteem and affection. The giving of presents, if undertaken in the right spirit, can be made an even greater pleasure than receiving, for the choice of suitable gifts provides unlimited scope for the exercise of ingenuity

and thought, and in its highest form is worthy to rank as an art.

The wireless enthusiast will want to approach the problem of Christmas gifts in a logical and scientific manner, and he will first make sure that he understands the fundamental principles underlying the choice of the ideal gift.


It goes without saying that the present should satisfy a want. The element of surprise is also important, and the pleasure experienced by the recipient will be increased tenfold if the gift satisfies a need of which he was hitherto only subconsciously aware. It is for this reason that all enquiries as to possible requirements should be made unobtrusively and without putting direct questions.

Permanence and Utility.

The article chosen should, if possible, be useful and of a permanent character in order that it may serve to perpetuate the feeling of goodwill of

which it is a token. No present could more completely satisfy this requirement than a wireless set, which is certain to be in daily use now that broadcasting is permanently established as a public service.

Another very sound reason for giving wireless is that one will be on familiar ground and therefore much more likely to choose an article of intrinsic value than if one attempted, say, to buy an etching for a collector of old prints, or a book for a literary friend. It is a sound principle in buying presents to confine oneself to subjects with which one is fairly well acquainted, provided the recipient shares to a certain extent the same interest. Here, again, we are on pretty safe ground in choosing wireless, for if our friends are not interested in the technical side of the hobby, they cannot fail to be interested in some part of the daily programme transmitted by the B.B.C.



"Superlative reproduction and simplicity of control are the qualities most likely to win the appreciation of a musician."

Complete Receivers.

According to statistics only one house in four is equipped with wireless, and there would appear to be ample scope for complete receivers as Christmas gifts. In choosing the type of receiver the temperament of the person to whom it is to be given must be taken into account. Superlative reproduction and simplicity of control are the qualities most likely to win the appreciation of a musician.

Radio Gifts for Christmas.—

Long-distance reception can be safely ruled out and, in the interests of quality, the selectivity need be sufficient only to separate the alternative programme stations. If possible the loud speaker should be the only visible part of the equipment, the receiver being installed in another part of the house with remote control.

A sensitive long-distance receiver cannot fail to fire the enthusiasm and imagination of youth. As it will be in constant use at all hours of the day, and possibly of the night, headphones rather than a loud speaker would seem to be indicated in the interests of the remainder of the household. High quality of reproduction is not essential, but knife-edge selectivity is a *sine qua non*.

Between these two extremes will be found the requirements of the average family, namely, the ability to receive at all times two alternative programmes at sufficient volume for the living room, together with the possibility of picking up one or two Continental stations as a matter of interest when circumstances are favourable. A wide selection of receiving sets satisfying these requirements will be found at prices ranging from £7 to £10.

Before making a final choice, it would be as well to enquire into the probable cost of upkeep in order that the recipient may not be involved in an expense beyond his means. In this respect mains-driven receivers show to distinct advantage, but the nature of the mains supply must be ascertained with meticulous care before placing an order. Some details of the type of aerial it would be possible to erect and the distance of the nearest B.B.C. station should also be noted for the information of the dealer to whom the order is entrusted.

To make quite certain of successful results and to be independent of problems relating to aerial systems and power supply, the self-contained portable set should be seriously considered. The upkeep cost in the matter of H.T. batteries is naturally higher than a permanent mains-driven set, but against this the advantages of portability are obvious. It makes the ideal present for the outdoor type of person.

Finally, a hint to those with relatives and friends in distant parts of the Empire. What finer present than a

short-wave set with which to get in touch with the Home Country through 5SW? But before ordering be sure to get advice regarding the best type of cabinet, insulating materials, and batteries for H.T. and L.T. from someone acquainted with tropical conditions. In general, a metal cabinet,

porcelain or bakelite insulation, and inert cells to be filled on the spot will fulfil these conditions.

Accessories.

So far we have been working on the assumption that our friends have not as yet enjoyed the possession of a wireless receiver. If it should happen that they have already installed a set, one's choice is limited to accessories. On second thoughts, "limited" seems hardly the correct word to

use, for the number of "gadgets" suitable for addition to existing receivers is well-nigh unlimited. A visit to your friend's house and an unobtrusive examination of the set will suggest many possibilities. It may happen that the set is not functioning. You enquire the reason. The accumulator is away being charged. Item Number One, a spare accumulator for use while the big one is being charged. The capacity should be

such that the maximum discharge rate is equal to the current required by the set, and the plates should preferably be of the "mass" type, for it will be called upon to hold its charge for long periods. Make sure that the voltage corresponds with the type of valves in the set, or the gift may do more damage than it is worth. A question as to whether 2-, 4- or 6-volt valves are being

used is very frequently asked as a matter of interest, and will not arouse suspicion.


While on the subject of batteries, may we suggest a hydrometer as a means of keeping cells in good condition, and so obtaining the maximum service?

Then there are accessories which extend the usefulness of a receiver beyond the reception of broadcasting. An electrical gramophone pick-up, for instance, or—yes, why not?—a complete picture receiver.

If dry cell H.T. batteries are known to be an expensive item in the upkeep




"A sensitive long-distance receiver cannot fail to fire the enthusiasm and imagination of youth."



Radio Gifts for Christmas.—

of a quality receiver using power valves, an H.T. mains eliminator is certain of grateful acceptance. The choice of a suitable type, however, can hardly be undertaken without a consultation with the owner of the set, for the fullest particulars of the receiver as well as the nature of the supply must be given when ordering.


If you already possess a detailed knowledge of the receiver in question and to your certain knowledge it has remediable faults, the gift of a suitable accessory is a tactful way of pointing out the deficiency. A loud speaker whose performance is being marred by an excessive direct current through the windings will be assisted in functioning properly by a filter-feed unit or output transformer. Selectivity can often be improved by the use of a well-designed unit connected in the lead-in wire. Recent improvements in valve characteristics suggest another possibility, but new and more powerful output valves should only be given where the source of H.T. current is the supply mains.



teristics suggest another possibility, but new and more powerful output valves should only be given where the source of H.T. current is the supply mains.

Aids to Better Reception.

A triple-range measuring instrument will give pleasure to the man who takes an interest in watching over the performance of his set. The ideal instrument for modern circuits would have the following ranges: 0-200 volts, 0-7.5 volts, and 0-35 milliamperes, but the ranges could be modified to the requirements of the receiver in use. Numerous applications for an instrument of this type will be found in an article which appeared in the issue of this journal for March 28th, 1928. Incidentally, may we remind our readers that *The Wireless World* is an indispensable accessory to the full enjoyment of any branch of wireless activity, and that a year's prepaid subscription will be acceptable alike to the novice and the expert. There is also the comprehensive range of text books and the



"Wireless World Diary" from which to make a choice.

The Experimenter.

Those of your friends who are experimenters and make a hobby of building their own sets will no doubt appreciate components as Christmas gifts. These must be chosen with the utmost care if they are to be of any use, for the experimenter is an experienced critic, and to win his approval components must



conform exactly to specification. If possible try to obtain full particulars of the additional components required for his next set, but if this is impracticable there are many components to choose from which are of general utility and are certain, sooner or later, to fill a want. Amongst other things we would suggest a pair of slow-motion dials made to fit $\frac{1}{4}$ in. spindles, variable condensers of well-known make, either of 0.0003 or 0.0005 mfd. capacity, a good audio-frequency transformer, ratio about 3.5:1, a set of non-microphonic valve holders, and large by-pass condensers of, say, 2 mfd. capacity.

Many home-constructed sets do not get much farther than the panel and baseboard layout stage, but when one is made which looks like taking permanent form, the present of a suitable cabinet will add the finishing touch.



It is possible to construct a complete wireless set with no more

elaborate tools than a soldering iron, a pair of pliers, and a screwdriver, but work of this kind is little more than assembling, and is generally undertaken only by people who wish to equip themselves with wireless at the lowest possible cost.


The man who takes a pride in his hobby is prepared to go to any length in building his sets according to his own ideas. This will mean that he will have to construct many parts from raw material, and his equipment of tools will expand accordingly. Many useful tools specially de-

signed for wireless work are available and these, in addition to such standard appliances as hand drills and electric soldering irons, provide ample variety for choice.

In conclusion, may we remind readers that time is now getting short, and to make certain of delivery before Christmas orders should be placed at the earliest possible moment. The more popular the receiver or component the greater the need for prompt action; the demand for these articles will increase enormously as Christmas draws near, and although the rate production may be adequate to meet the demand the packing and despatching departments will be overtaxed. These departments are the bottleneck through which production flows, and any help which the public can give to relieve the last minute strain will be greatly appreciated by manufacturers.



"The experimenter is an experienced critic, and to win his approval components must conform exactly to specification."





Practical Applications of the Two-electrode Rectifier.

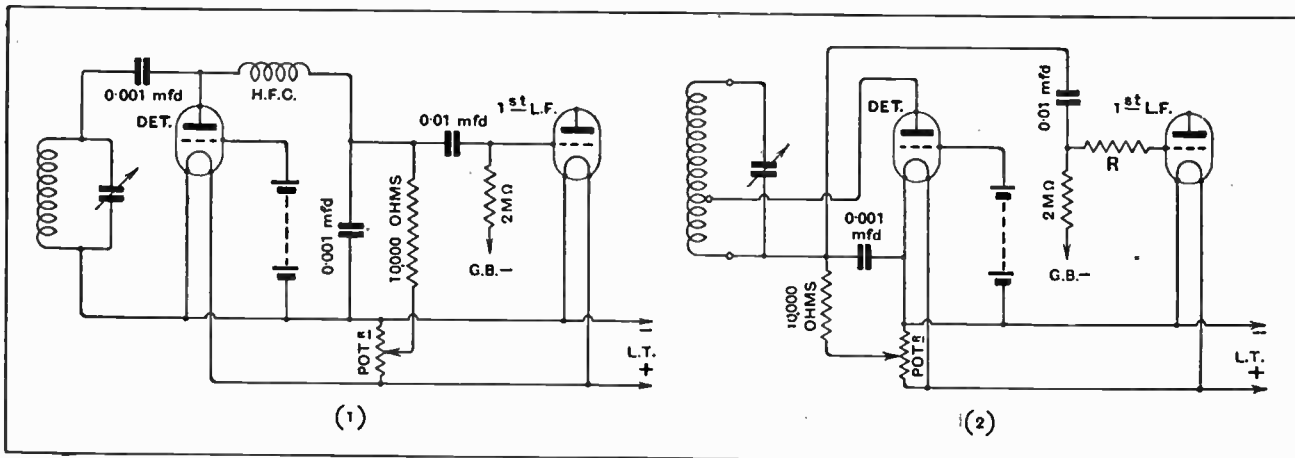
By H. F. SMITH.

IT is more than doubtful if the ear can detect distortion due to a properly arranged anode bend rectifier, even when it is followed by the best amplifier and loud speaker, although it must be admitted that the defects of this method of rectification might become noticeable with a considerable increase in the depth of modulation at the transmitting station. The diode detector in its best form gives a rectified output strictly proportional to input voltage over a wide range, but in spite of this advantage it would appear to have an application only in cases where academic perfection is required, were it not for the fact that it has, apart from its excellence as a rectifier pure and simple, another property which is even more important under present-day conditions. It requires no high-tension voltage, and, indeed, is completely isolated from the anode circuits of the L.F. amplifying valves in the receiver;

consequently its circuits are free from interaction, and the possibility of low-frequency reaction—which, if present, is certain to introduce serious distortion, if not actual "motor boating," or oscillation—is very considerably reduced. This is especially true where anode current is derived from an eliminator; although signal impulses can be diverted from resistances and impedances common to a number of circuits, thus preventing interaction, this end is attained only at the cost of complication and considerable expense. On these grounds alone a good case could be made out for the diode, and it should not be neglected by users of two-stage L.F. amplifiers, who depend for anode current on a mains supply, or even on an H.T. battery of high internal resistance.

Distortionless; damped; decoupled; in these three words may be summed up the more important advantages and disadvantages of the modern version of the two-electrode detector, for which an ordinary three-electrode valve is used. In many cases diode rectification confers benefits that more than outweigh its shortcomings, and its usefulness is by no means confined to the more ambitious type of receiver.

It cannot be denied that the sensitivity of the diode is low, and it is therefore most likely to appeal to those



Figs. 1 and 2.—The conventional parallel-connected rectifier circuit, and (Fig. 2) the series arrangement. In either, the anode may be joined to a tapping point on the coil, thus increasing both selectivity and volume.

The Distortionless Diode.—

whose main object is good reproduction from the local station. However, it must not be imagined that it is totally unsuitable for long-distance reception; provided suitable precautions—which will be described later—are taken, there is no reason why it should not be included in a long-range receiver.

anode current when its plate is made positive with respect to the filament; there is no current flow when polarity is reversed. In exactly the same way, when oscillatory currents are applied, the positive half-cycle is passed, and the negative is suppressed.

The method of connection shown in Fig. 1 is probably the most popular at the present time; it is that used in the demonstration receiver at the South Kensington Museum, and is generally referred to as the "Kirkifier." In this arrangement input and output circuits are in parallel.

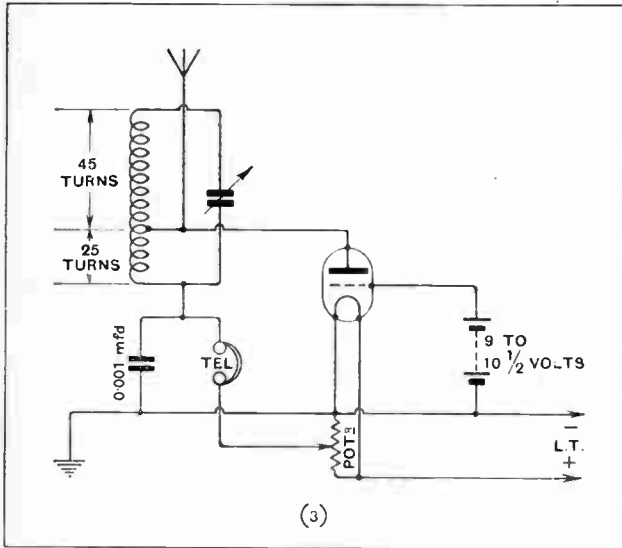


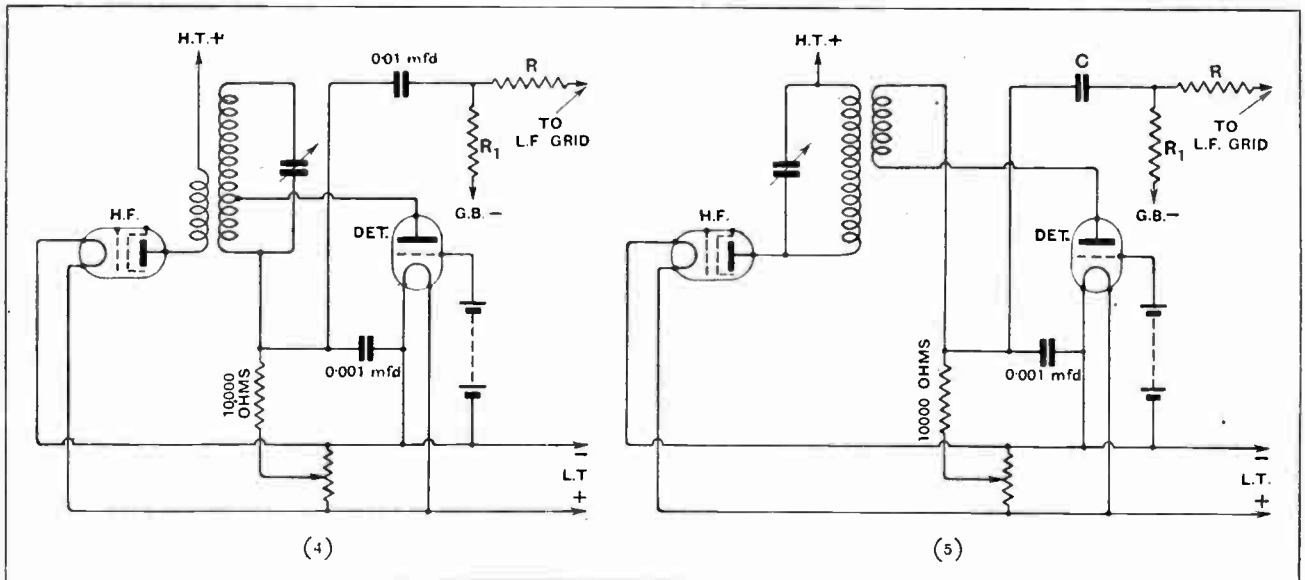
Fig. 3.—A test circuit for diode rectification, without H.F. or L.F. amplification.

There are several methods of using a modern three-electrode valve as a two-electrode rectifier, but in every case it is usual to neutralise the space charge by the application of a steady positive potential (derived from dry cells or an accumulator battery) of some 9 or 10 volts to the grid. Signal voltages are impressed between anode and filament. As is well known, a valve passes

Coupling Resistance in Series.

Another and somewhat simpler form of connection, which has about the same sensitivity, is shown in Fig. 2; here the coupling resistance is in series with the rectifying circuit, and low-frequency impulses built up across it are applied to the grid of the first L.F. valve through a stopping condenser fitted with the usual grid leak. It is also recommended that precautions should be taken to restrict the development of H.F. potentials across the L.F. input circuit; this can conveniently be done by connecting a resistance of not less than 100,000 ohms in the manner shown. Alternatively, an H.F. choke can be inserted in the same position. A rectifier of this kind is not quite so perfect over a wide range of inputs as is the first-mentioned, but if it is followed by an efficient 20,000-ohm valve, coupled in its turn to the output valve by means of a good transformer, it will be distortionless on H.F. inputs, which, after detection and amplification, will fully load up any ordinary output valve with the H.T. voltage customarily applied.

A diode detector, like a galena crystal, imposes a very heavy load on the tuned circuit which precedes it, and it is partly for this reason that it has such a bad reputation for sensitivity. Its shortcomings in this respect can be overcome to a great extent by using



Figs. 4 and 5.—Rectifier preceded by screened-grid H.F. stage with step-up transformer: Fig. 5 shows a step-down coupling with tuned primary. In these and the following circuits, C is the coupling condenser; R, H.F. stopping resistance; R₁, grid leak. These components may have conventional values.

The Distortionless Diode.—

specially designed tuning circuits with a higher ratio of capacity to inductance than is customary, but this expedient is hardly likely to be widely popular, and it will generally be considered preferable to use transformers, etc., of conventional design, and to join the anode of the detector to a tapping point on the coil at such a position that approximately one-third of the total number of turns are included in circuit. It is not possible to lay down a hard-and-fast rule, but if a tuning condenser of 0.0003 or 0.0005 mfd. is used, this connection will generally be sufficiently near to the optimum point for all practical purposes.

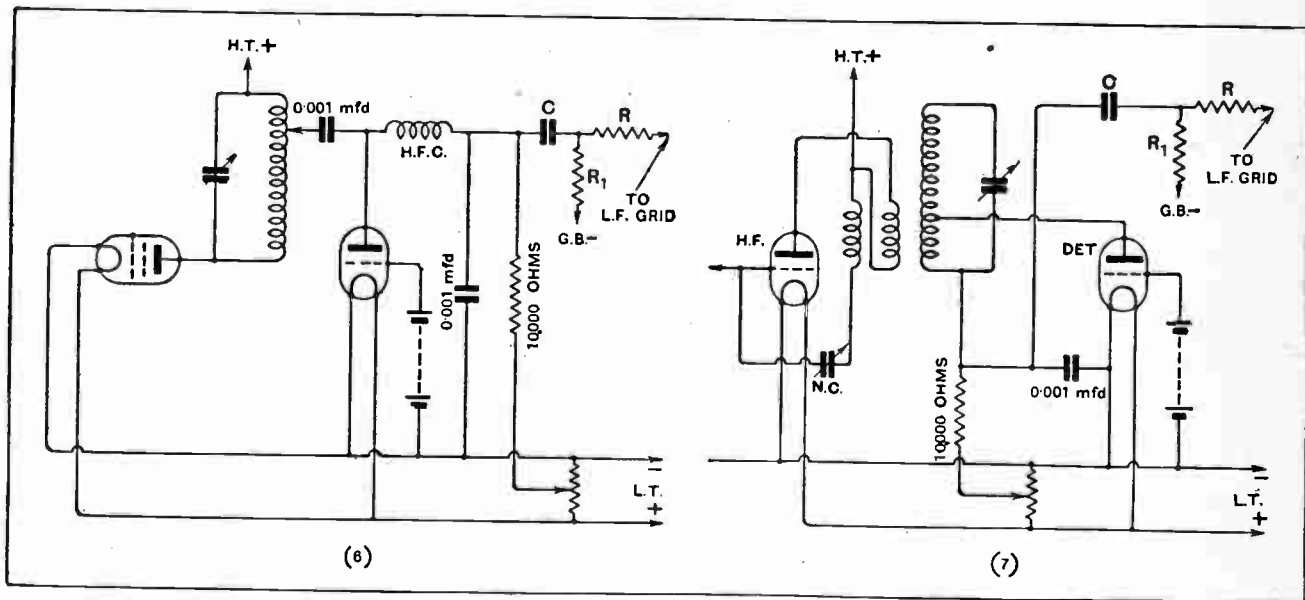
Almost any ordinary valve will work well as a rectifier, but a "general purpose" type, with—very roughly—a rated impedance of 20,000 ohms, and a voltage factor of 20, is the safest and best, particularly for the circuit of Fig. 2.

To improve the performance of the rectifier it is desirable to apply a slight positive bias—of something less than a volt—to the anode of the valve. This can

existing conditions. To make the experiment, a coil with seventy turns of No. 26 D.C.C. should be wound on a 3in. former with a tapping at the twenty-fifth turn from the earthed end. This is joined up in the manner shown, and if really loud phone signals are obtained the experimenter can rest assured that the rectified current obtainable, applied to an amplifier as described in an earlier paragraph, will fully load up a normal output valve, even if it is of the super-power variety with an anode voltage of 130 or so. Under these conditions the detector will be working distortionlessly, but where more ambitious requirements are to be satisfied it will be necessary to precede the detector by a stage of H.F., and preferably to use the rectifier circuit given in Fig. 1.

Adding H.F. Amplification.

With regard to sets for long-distance work, we must face the fact that, as compared with an anode bend or grid circuit rectifier, the diode does reduce both sensitivity and selectivity. The position is not hopeless,



Figs. 6 and 7.—The parallel-connected diode following an H.F. stage with tuned anode coupling, and (Fig. 7) the series arrangement connected to a neutralised transformer of conventional design.

most conveniently be done, as shown in the diagrams, by joining the low-potential end of the plate-filament circuit to the slider of a potentiometer, the windings of which are connected across the L.T. battery. The adjustment is best made when listening to signals artificially weakened by detuning or otherwise.

A Trouble-free Domestic Set.

The most obvious, and certainly the most attractive, application of the diode is to a simple short-range set. High-frequency amplification is by no means essential at distances of a few miles from the transmitter, unless requirements as to volume are above the average. By setting up the circuit shown in Fig. 3 it is an easy matter to decide whether the rectifier, without H.F. amplification, will give the required performance under

as quite fair results are obtainable with a single H.F. stage if it is really efficient. We must not forget, however, that reaction from the detector anode circuit is no longer obtainable, and that this valve does nothing towards magnifying the applied signal voltages. Consequently, we must regard the addition of a second H.F. stage as almost essential when long-range reception is our aim.

In Fig. 4 is given the connection of the simpler form of rectifier when used in conjunction with a screened grid H.F. amplifier. The coupling transformer may be of conventional design, but, as before, damping should be reduced by joining the detector anode to a point on the secondary which will result in the inclusion of about one-third of the total number of turns.

Another device for coupling the rectifier to an S.G.

The Distortionless Diode.—

amplifying valve is shown in Fig. 5; this consists of a transformer with a tuned primary and a step-down ratio of about 3:1. This arrangement is rather less selective than that discussed in the previous paragraph, but it has the advantage that the number of connections brought out from the transformer is reduced by one—an appreciable gain where waveband switching is to be included.

The "Kirkifier" detector circuit may be linked to an H.F. valve through the couplings shown in Fig. 4 and Fig. 5, or, if preferred, it may be used in conjunction with a tuned anode arrangement as shown in Fig. 6. Unfortunately, this scheme of connection does not completely isolate the L.F. grid from the H.T. supply, and the use of an H.F. transformer, in spite of its slightly increased complication, is considered to

be preferable to prevent the possibility of interaction. There is no reason why a diode detector should not be preceded by a stage of neutralised H.F. amplification in conjunction with an ordinary valve. Its connections are given in Fig. 7, from which it will be seen that, as usual, the rectifier anode is joined to a tapping on the coil. Due to the damping which must inevitably be present in spite of this precaution, there is little point in using a transformer with a Litz-wire secondary.

In conclusion, it may be pointed out that in circuits such as those shown, it is possible to control volume over a reasonably wide range by dimming the detector filament; measurements show that a reduction of emission does not cause any real change in the linear relationships between input H.F. voltage and rectified current when the valve is operated under conditions as already stated.

**New Society at Swindon.**

The inaugural meeting of the Swindon and District Radio Society was held on November 27 at Maxwell Street Schools. Following the election of office bearers the evening was devoted to the comparison of various moving coil loud speakers demonstrated on a simple and inexpensive three-valve receiver.

The Society meets every Tuesday at 7 p.m. Few members will be welcomed.

Hon. Secretary, Mr. Pidgcon, 130, Princes Street, Swindon. ○○○○

Song and Dance.

A Radio-Gramophone Concert and Dance, open to the public, is being organised by the Bec Radio Society, Bec School, Beechcroft Road, Balham, S.W.17. This interesting event will be held on Saturday next, December 15, at 7.30 p.m. at the School. Loud speakers and amplifiers, kindly loaned by Messrs. S. G. Brown, Ltd., will be used together with an H.M.V. automatic gramophone and records. Tickets, 1s. 3d. each (reserved 1s. 6d.), are obtainable from the Hon. Secretary, Mr. A. L. Odell, 171, Tranmere Road, S.W.18. ○○○○

Quartz Crystals.

Mr. A. Hinderlich recently lectured before the Golders Green and Hendon Radio Society on "Quartz Crystals and Their Application to Wireless." The lecturer described the oscillating properties of quartz when placed between two plates subject to an electrical discharge, and explained how this property was utilised in the calibration of wavemeters.

Hon. Secretary, Lt.-Col. H. A. Scarlett, D.S.O., 60, Fattison Road, N.W.2. ○○○○

Ultra Selectivity.

The question of selectivity occupied the attention of members at the last meeting of the North Middlesex Radio Society. The discussion was opened by Mr. E. H. Laister, who showed how the growth in the number of wireless stations in the last few years had emphasised the need for greater selectivity in wireless reception. The effect on quality of highly selective circuits was discussed, and the use of several stages of H.F., each of moderate selectivity, was advocated with the object of obtaining a flat-topped resonance curve. Mr. T. Tagent mentioned the effect of grid and anode rectification respectively on selectivity, pointing out the disadvantages of the former method.

Mr. A. J. Webb, M.A., B.Sc., a visitor from the Croydon Wireless Society, described a receiver embodying no fewer than six tuned circuits. The selectivity was such that the tuning in of even the local station was a considerable problem!

Hon. Secretary, Mr. E. H. Laister, "Endcliffe," 7a, Station Road, Winchmore Hill, N.21.

Picture Broadcasting Described.

Mr. F. H. Haynes, Assistant Editor of *The Wireless World*, lectured on "Picture Broadcasting" at the meeting of the Totten-

ham Wireless Society on November 21. The lecture was of great topical interest and showed how an entirely new field had been opened up to the experimenter. Several pictures were shown, and the apparatus was described in detail. There was an enthusiastic discussion.

Hon. Secretary, Mr. R. C. A. Haynes, 159, Lordship Lane, N.22. ○○○○

Wrong Methods Demonstrated.

The *Wireless World Five* was demonstrated in a novel manner by Mr. E. L. Cumbers, Hon. Secretary of the South Croydon and District Radio Society at the last meeting. Mr. Cumbers showed how easy it was to operate the set in the wrong way, explaining how various maladjustments produced distortion and similar results. Subsequently the set was given a fair trial, and Continental stations were received in plenty. An interesting five-valve portable set was demonstrated by Mr. Fairweather, who entered the clubroom carrying what looked like an ordinary attack case. 210 was received at excellent strength, and more than one European station could be tuned in without any delay.

Hon. Secretary, Mr. E. L. Cumbers, 14, Campden Road, South Croydon. ○○○○

A Good Record.

At the first annual general meeting of the Slade Radio (Birmingham) on November 29, the Secretary's report disclosed that the numbers on the membership roll had grown from sixteen to eighty-seven in one year. The number of lectures and demonstrations given during the year totalled thirty-four, of which more than half were contributed by members of the Society. A number of social events had also been held. The Society is engaged in forming a valuable collection of apparatus and Precision instruments, and not the least important activity is attending to sets belonging to blind listeners. The ensuing year is looked forward to with every confidence, and a hearty welcome is extended to new members. Particulars can be obtained from the Hon. Secretary, Mr. H. Clews, 52, St. Thomas Road, Erdington, Birmingham. ○○○○

Simplicity in Control.

When, recently, the South Woodford and District Radio Society obtained the loan of a Music Magnet receiver from the General Electric Co. it was demonstrated by Mr. H. O. Crisp, who had never seen the assembled instrument before. Its simplicity of construction and control were no handicap to performance, as the demonstration proved. Distant transmissions were tuned in with good quality, and the reaction was handled with ease.

Hon. Secretary, Mr. E. J. Turbyfield, "The Nook," Alexandra Road, South Woodford, E.18.

CLUB REPORTS AND TOPICS

FORTHCOMING EVENTS.**WEDNESDAY, DECEMBER 12th.**

Muswell Hill and District Radio Society.
—At 8 p.m. At Tollington School, Tetherdown. *Demonstration of Radio and Electrical Novelties*, by Mr. Leonard Hartley, B.Sc.
Wigan Technical College Radio Society.—
Social evening.
Tottenham Wireless Society.—At 8 p.m. At 10, Bruce Grove, N.19. *Lecture: "Quality in Reproduction,"* by Mr. S. Smith.
Edinburgh Radio Society.—At 8 p.m. At 117, George St. *Demonstration of "A Complete Electric Radio-Gramophone Equipment,"* by Mr. H. W. Gambrell (of the B.T.H. Co., Ltd.).
Royal Society of Arts.—At 8 p.m. At John Street, Adelphi, W.C.2. *Lecture: "Applications of Electricity to Medical Practice,"* by Mr. G. G. Blake, M.I.E.E., F.Inst.P., Chairman: Sir Oliver Lodge, M.A., LL.D., D.Sc., F.R.S.

THURSDAY, DECEMBER 13th.

Stretford and District Radio Society.—At 8 p.m. At 6a, Derbyshire Lane. *Demonstration of Moving Coil Loud Speakers*, by the Star Engineering Co.
Kensington Radio Society.—At 8 p.m. At 136, Holland Park Avenue. *Demonstration of a Straightforward Broadcast Receiver*, by Mr. Maurice Child.
Slade Radio (Birmingham).—At 8 p.m. At the Parochial Hall, Broomfield Road, Erdington. *Members' Night.*

FRIDAY, DECEMBER 14th.

South Manchester Radio Society.—At the Co-operative Hall, Wilmslow Road, Didsbury. *Demonstration of a Gramophone Pickup*, by Mr. F. W. Bissett.

SATURDAY, DECEMBER 15th.

Golders Green and Hendon Radio Society.—Visit to the National Physical Laboratory, Teddington.

MONDAY, DECEMBER 17th.

Hackney Radio and Physical Society.—At 8 p.m. At the Electricity Showrooms, Lower Clapton Road, E.5. *Evening Devoted to "Improving your Moving Coil Loud Speaker."*

SIEMENS RECHARGEABLE H. T. BATTERY

LECLANCHE
TYPE

THIS is just the battery for the advanced enthusiast. It has all the advantages of the Dry battery and none of the disadvantages of the ordinary Wet battery. It will maintain strength throughout the longest programme with that clear-cut reproduction which is always associated with a "Siemens" Battery. It requires no attention whatever and, being unspillable, is perfectly clean in use. When necessary, replacement parts can easily be obtained and recharging is a simple operation. A patent spring connection is fitted to each cell, thus avoiding the use of a screw terminal or the necessity for soldering connections. The special electrolyte salt entirely eliminates "creeping."

Specify "Siemens"—the Battery with 50 years' manufacturing experience behind it—and you will be sure of complete satisfaction.



Mr. S. K. Doran.

A prize winner in "The Wireless World" Olympia Show Competition chooses a "Siemens" Rechargeable H.T. Battery.

Romford,
21.11.28.

Dear Sirs,

The 50 H.T.3 wet cells arrived safely and in perfect condition, thanks to the thorough packing. They are indeed satisfactory, those set up showing well over 1.5 volts.

I have had some experience of your H.T.3 cells previously: having had in operation 80 cells since last March, individual cells have only dropped to 1.25 volt. They are very clean, no creeping or any corrosion so far, and in this respect they are superior to H.T. accumulators. Therefore, when an opportunity presented itself of increasing my H.T. pressure I turned to Messrs. Siemens once more. These cells deserve to be more widely known.

Yours faithfully,
(signed) S. K. Doran.

The Cells are supplied in the following three sizes:—

H.T.1, small size, 8d. each.

H.T.2, large size, 10d. each.


H.T.3, extra large size, 1/- each.

Guaranteed to produce $1\frac{1}{2}$ volts per cell.

Complete batteries of these cells can be made up with a minimum of trouble and, if required, batteries complete with boxes can be supplied.

SIEMENS BROTHERS & CO. LTD., WOOLWICH, S.E.18.

**Here's the Set
you want
- a B.S.A**



With the recent reductions in prices of B.S.A. Radio Sets there comes the opportunity for everyone to purchase a high class instrument backed by B.S.A., a Firm renowned throughout the world for the excellence of any of the materials which it produces. B.S.A. Sets may now be obtained at such low prices that it is worth your while to discard the idea of building a receiver yourself. Order your B.S.A. Set to-day.

- B.S.A. 2 Valve Set £4-15
- „ 3 „ „ £7-10
- „ 4 „ „ £12
- „ 4 „ „ de Luxe £15-10
- „ 8 Valve Set £35

All prices include Valves and Royalties.

**The first Cone Speaker
and still the best**



There are so many Speakers on the market that it is often difficult to decide which one to buy. Why not have a Speaker which, while incorporating all modern improvements, has also stood the test of time. The P.S.A. Kone was introduced five years ago by The Western Electric Co., and can still hold its own against any cone Speaker when realistic reproduction is appreciated.

- B.S.A. Kone Model "A" (illus.) £7
- „ „ „ "B" £6
- „ „ „ "C" £1-17-6

**ASK YOUR DEALER FOR DETAILS OR
SIGN AND POST THE
COUPON NOW.**

B.S.A. RADIO, LTD., 21, Sparkbrook, Birmingham.

Please send me the **B.S.A. RADIO CATALOGUE**

NAME.....

ADDRESS.....

**Nothing
better**

... as an acceptable wireless gift this Christmas than Belling-Lee Terminals. When you buy Belling-Lee you buy perfectly manufactured terminals, products that any wireless man would appreciate, products which, moreover, despite their fine quality, cost very little. Yet this very small item makes a very big difference to a Set's safety and efficiency. Try them on your own Set and see for yourself.




Type "B." Standard large insulated polished black bakelite, 6d each.

Type "M." As type "B" but with only the engraved top insulated. Rest nickel-plated brass, 4½d. each.

Type "R." Low-priced model with rotating name. 3d. each.

**BELLING-LEE
TERMINALS**

BELLING AND LEE, LIMITED,
Queensway Works, Ponders End, Middlesex.



An H.T. Eliminator for A.C. Mains with Metal Oxide Rectifier of Universal Application to Receivers with Three and Four Valves.

By W. I. G. PAGE, B.Sc.

IT is a somewhat disquieting fact that the most faithful rendering of speech and music in wireless is closely associated with special valves whose greed for anode current does not seem to diminish as time goes on. The principles of power output are such that the signal should produce a large *change* in anode current, but it is patent that the current cannot swing to a value below zero. The inference, therefore, is that the current must be large before any signal arrives so as to accommodate the fluctuations within the limits of the valve's characteristic.

Thus, satisfactory loud speaker reproduction and a generous H.T. supply appear to be inseparable. The case for mains operation, where such is possible, becomes clear when it is appreciated that 20 milliamperes at a pressure of 200 volts for 250 hours represents a Board of Trade unit costing perhaps but 6d., whilst dry batteries giving the same output would cost over 30s. True, the mains equipment will waste a small fraction of the energy, but the comparison still remains very striking. The eliminator, after a short period, should thus pay for itself in spite of its rather high cost, which we must now attempt to justify. Liberties cannot be taken with apparatus connected to lighting mains, and, to prevent breakdown due to poor insulation, all components have to be chosen which have the makers' guarantee that they have been tested at voltages far above that to which they will be subjected in the eliminator.

High Voltage Surges and Test Pressures.

At the moment of switching the H.T. supply on or off there will be, due to the presence of smoothing equipment, voltage surges¹ which may at "make" rise to a value not exceeding twice that of the working voltage, whilst at "break" a pressure may be reached which is even three times greater than the working voltage. Condensers which have been tested with surge voltages of 1,000 cannot be manufactured cheaply, and chokes which must under given D.C. load conditions

retain the necessary high inductance to impede the low-frequency ripple current are likewise expensive. The resistances used must also have a large margin of safety to ensure that they do not heat up with the watts consumed.

To prevent shock, which can be quite unpleasant at voltages well over 200, the whole equipment has been mounted inside an ingenious earthed all-metal safety box by means of which when the lid is opened the mains supply is broken at both poles by a switch, thus leaving all the exposed contacts "dead." Fuses blowing at one ampere are provided in each main's lead in the lid of the box, and afford a protection against short-circuit or serious overload. Thus the equipment as a

Although designed specially for the MEGAVOX-THREE receiver, which on account of its remarkable performance has achieved such popularity, the eliminator described in this article with very small modification can be used with almost any receiver. Motor-boating, distortion and hum are entirely absent and a generous output of 100 mA. at 200 volts is obtainable.

whole can be said to conform to the I.E.E. regulations, and should satisfy the most stringent requirements of any lighting company. The total expenditure has been considerably increased by the adoption of a Westinghouse metal-oxide bridge rectifier with eighty cells per arm,

which has some striking properties, and can be regarded as a sound investment of practically unlimited life with no upkeep costs.

As a rectifier it has the high efficiency of nearly 70 per cent., and its extremely low internal resistance, as compared with that of other forms of rectifier, provides a most satisfactory voltage regulation curve. The voltage drop is practically proportional to the load, so that the curve approximates to a straight line. The bridge formation prevents any reverse current whatsoever, and provides full-wave rectification. When the latter form of rectification is obtained from a valve, a bridge arrangement cannot conveniently be used, and a centre-tapped transformer is employed, the outers of which may have the large potential difference of some 480 volts, whereas the R.M.S. volts across the untapped secondary of a transformer designed to precede a metal rectifier are not more than a few per cent. above the primary voltage. A word of warning is here necessary concerning any attempt to disassemble the rectifier. The bolts holding the treated copper discs have been carefully adjusted to give a correct pressure for opti-

¹ See *Experimental Wireless*, November, 1928. Surges in Eliminator Smoothing Circuits," by A. G. Warren.

Megavox Eliminator.—

imum performance, and should not be touched. A slight temperature rise takes place during operation; therefore, ventilation is necessary, precluding the mounting of any components actually touching the sides or top of the apparatus.

With a complement of eighty cells in each of the four arms of the bridge, the voltage rise which occurs on open circuit is not of sufficient magnitude to harm the rectifier, while damage from short-circuit or overload is prevented by interposing a sensitive flash lamp fuse between the transformer and the rectifier. The lamp used is rated for 6 volts, 100 mA., and fuses at about 180 mA. (see photograph). Not the least attractive feature of the transformer-rectifier combination selected is the fact that the present eliminator is capable of feeding almost any set containing up to four valves, the requirements of which are not more than 100 mA. at 200 volts. Very few experimenters are content with one receiver for any

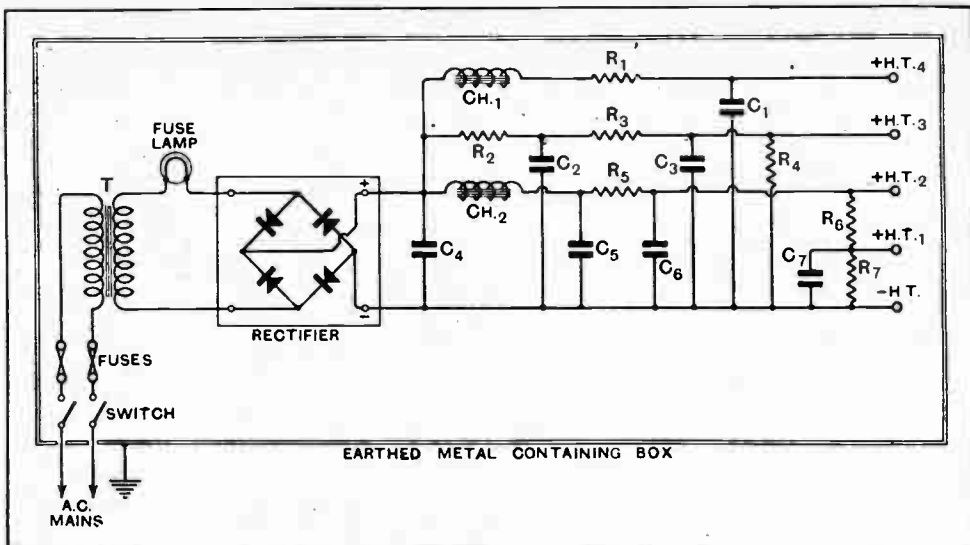


Fig. 1.—The circuit arrangement of the eliminator. One-ampere fuses are fitted to the lid of the metal safety-box and a sensitive fuse lamp, blowing at about 180 mA. is connected in one lead between the transformer and rectifier. Value of components are as follows: CH₁, 20 henrys; CH₂, 32 henrys; C₁, C₅ 2 mfd. condensers, 1000 volt test; C₂, two 2 mfd. condensers in parallel, 1000 volt test; C₃, C₄, C₆, C₇, 2 mfd. condensers, 500 volt test; R₁, 5000 ohms; R₂, 10,000 ohms; R₃, 10,000; R₄, 30,000 ohms; R₅, 20,000 ohms; R₆, 20,000 ohms; R₇, 30,000 ohms.

length of time, so that the ample latitude of this battery substitute to accommodate the anode requirements of almost any valve should have considerable appeal. The reader will be able to judge from the foregoing that it is almost impossible to design a highly efficient A.C. H.T. eliminator of almost unlimited life conforming to

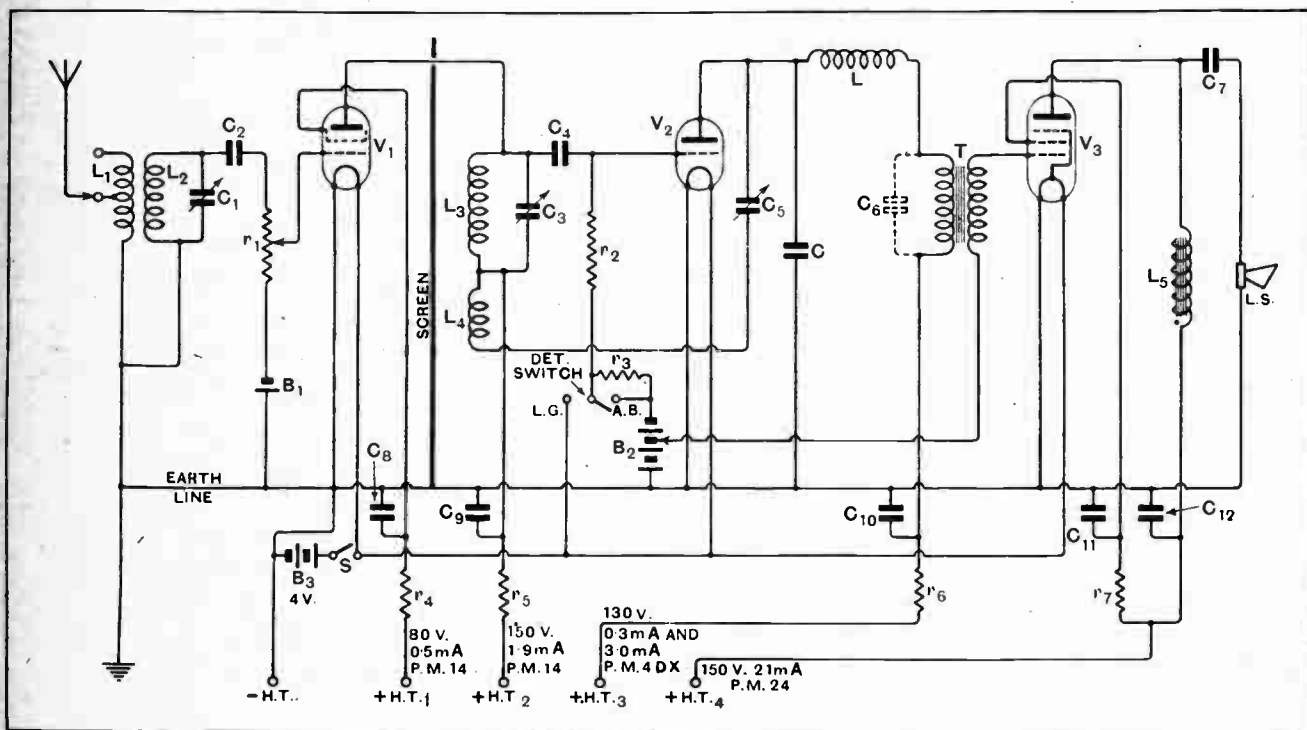


Fig. 2.—The circuit diagram of the Megavox-Threes. A separate H.T. lead to the detector plate (H.T. + 3) is necessary. To simplify the calculation of resistances in the mains equipment the valve currents and voltages have been marked against their respective terminals. The pentode feed is now H.T. + 4.

Megavox Eliminator.—

regulations and suitable for almost any receiver without an expensive outlay.

It is difficult in an article of limited length to give the *raison d'être* for every component and every circuit detail, and the writer must reluctantly resort to what another author has been pleased to call "Bradshavian Acrobatics." This article should be read in conjunction with two other articles,² firstly, to see why it is essential to use the series anode feed scheme (and not a common potential divider across the mains) to prevent motor boating or back-coupling, distortion, and loss of amplification; and, secondly, why separate local potential dividers are necessary when it is required to drop volts for the feed to the screen of a screened grid valve and an anode bend detector. The eliminator circuit about to be described (Fig. 1) has resistance values and a slightly modified smoothing equipment to suit the *Megavox-Three* receiver (constructional details of this receiver were given on September 19th), but by one or two simple changes, not in any way affecting the chassis dimensions or layout, the equipment can be altered to suit almost any receiver, as will be shown in the concluding instalment of this article in next week's issue.

Due to the separation of every H.T. feed and to the liberal smoothing equipment embodied, neither motor boating, distortion, loss of amplification, nor hum were

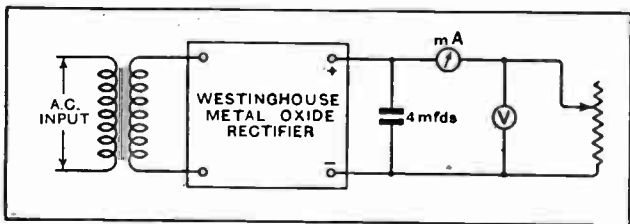



Fig. 3.—The circuit arrangement used for the preparation of the voltage regulation curve.

discernible even when using a moving coil loud speaker, one of the great attributes of which is response to low frequencies. By courtesy of the Westinghouse Brake and Saxby Signal Company, the eliminator was tested

² "Back Coupling in Eliminators." *The Wireless World*, September 26th, 1928. "Dropping Volts." *The Wireless World*, November 28th, 1928.

on an Ondograph machine, and found to have in the detector output feed a ripple voltage of a small fraction of a volt R.M.S., so small, indeed, as to be comparable with the slight fluctuations that occur in H.T. batteries.³ The circuit of the *Megavox-Three* is again given in Fig. 2, and is identical with the original, with the ex-



View of the components and complete eliminator chassis removed from the metal safety-box. The flash lamp fuse can be seen at the top of a small wooden pillar. Note the numbered resistance holders.

ception that the anode feed of the detector is brought out to a separate terminal on the terminal strip and labelled H.T.+3. The pentode feed now becomes H.T.+4. The reason for this slight alteration is due to the difficulty of preventing back-coupling with a lead common to the plates of the H.F. valve and the detector. No other modifications whatsoever are needed in the receiver; the resistances $r_4, r_5, r_6,$ and r_7 remain, as also do the condensers C_8 to C_{12} . The resistance r_8 , shown in dotted lines in the original diagram, is not needed.

Tuned Anode and Difficulty in Smoothing.

Against the H.T. positive terminals of the receiver (Fig. 2) are marked the names of the valves used, together with the anode currents taken at the optimum H.T. voltages, assuming that the grid biases applied are in accordance with those advised in the original article. The terminals on the eliminator are marked to correspond with the terminals on the receiver, *i.e.*, H.T.+4 is connected to H.T.+4, etc., and the values

³ A straight line amplifier is used to amplify the ripple component before an Ondograph reading is obtained.

Megavox Eliminator—

LIST OF PARTS.

- 1 Safety-box with fuses and double-pole switch (Ferranti).
 1 Mains transformer (state mains voltage and frequency when ordering) (Type E.M.I. Ferranti).
 1 Metal oxide rectifier; (Type "H.T.1." Westinghouse Brake & Saxby Signal Co.).
 1 32-henry choke (Type 658 Pye).
 1 20-henry choke (Type 664 Pye).
 7 Wire-wound resistances bi-duplex with clips; 5,000, 10,000, 10,000, 20,000, 20,000, 30,000, 30,000 ohms. (R. I. & Varley).
 8 2 mfd condensers, 1 type C₁, 1,000 volt test; 1 type C₂, 500 volt test (Ferranti).
- 1 Resistor holder for fuse lamp (Burndept).
 1 Flashlamp bulb, 6 volts 100 mA. (Bulgin).
 5 Shrouded terminals; H.T.—; H.T.+1; H.T.+2; H.T.+3; H.T.+4 (Igranite).
 5 Spade ends (insulated) 4 red, 1 black (Lisenin).
 5 Ivorine flex wire labels; H.T.—; H.T.+1; H.T.+2; H.T.+3; H.T.+4 (Bulgin).
 1 Ebonite terminal strip 8" × 1" × 1/4".
 Wire, systoflex, 3/4" plywood 24" × 10", lampholder adaptor or wall plug, etc.

Approximate cost of all parts, £12.

In the "List of Parts" included in the descriptions of *THE WIRELESS WORLD* receivers are detailed the components actually used by the designer and illustrated in the photographs of the instrument. Where the designer considers it necessary that particular components should be used in preference to others, these components are mentioned in the article itself. In all other cases the constructor can use his discretion as to the choice of components, provided they are of equal quality to those listed, and that he takes into consideration in the dimensions and layout of the set any variations in the size of alternative components he may use.

of the voltage-dropping resistances have been so chosen that the H.T. currents are correct to each valve.

The pentode feed is passed through the smoothing choke CH₁, which has an inductance of about 14 henrys at 21 mA., but has the advantage of the low D.C. resistance of 300 ohms. The resistance R₁ augments the smoothing in conjunction with C₁ and drops the necessary volts. The pentode screened grid circuit is isolated by the de-coupling resistance and condenser already in the receiver. In order to cope with the two anode currents of 0.3 mA. and 3.0 mA., respectively, for anode bend and leaky grid detection, the potential divider R₂, R₃, R₄ in the H.T. +3 lead has been given rather a low total value, so that the current passed is comparatively large, which was explained as essential in the article entitled "Dropping Volts." One limb (i.e.,

The tuned anode coupling in the *Megavox* provides a path for ripple current from the plate of the screened grid valve to the most vulnerable part of the receiver—namely, the grid of the detector—and special precautions have to be taken to prevent any ripple from reaching the terminal H.T. +2 of the eliminator. The choke CH₂ has an inductance of 32 henrys when the specified D.C. current is passing through it, and together with the combination C₅, R₅, and C₆, adequate smoothing is obtained. Because of the elaborate smoothing required preceding tuned anode coupling, it is possible that there will be a general tendency towards the use of tuned transformers with screened grid valves. For the sake of cheapness, more satisfactory filtering, and because there is no question of L.F. coupling at this point, the plate of the screened grid valve, as well as the screen of the same valve, is fed from one potential divider of three sections—R₅, R₆, R₇, whose junction points are connected to C₆ and C₇.

Obtaining the Regulation Curve.

It now remains to describe the method of ascertaining the D.C. volts developed across the 4 mfd. condenser C₄, which have to be broken down to the values shown against the terminals in Fig. 2. The rectifier produces a pulsating uni-directional current which can be regarded as a pure D.C. current with an oscillating component symmetrically superimposed, but as the rectifier has internal resistance it is quite clear that a load will cause a drop in volts. A condenser by passing part of the oscillating component can act as a load and reduce the voltage output just as a resistance can do the same thing. In order to obtain a reasonably true reading with a moving coil D.C. meter of the average D.C. output available at the input of the filter, it is necessary to subdue as far as possible the oscillating or ripple current by including the meter after the 4 mfd. condenser, which incidentally acts as a reservoir. If an attempt be made to damp out more thoroughly the ripple current at C₄ by increasing the capacity above 4 mfd., it will act as a short circuit to ripple and damage the rectifier by overloading it.

The curve showing the relation between total current consumed by the set and voltage available at the filter

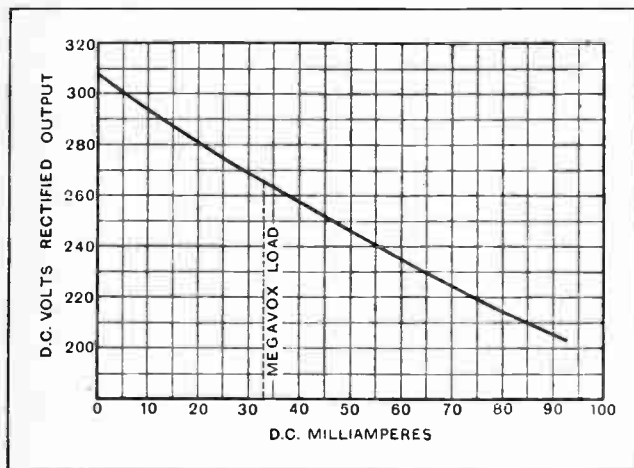


Fig. 4.—The voltage regulation curve obtained from the transformer-rectifier combination used in the eliminator. The H.T. current for the Megavox is about 26 mA., but together with the potential divider losses the total load is about 33 mA., at which a voltage of approximately 265 is obtained.

the series limb) of this potential divider has been split into two portions with a condenser C₂ at the junction point to assist smoothing. Another condenser C₃ between the two limbs of the potential divider gives a sufficient filtering to dispense with a choke in the detector feed.

Megavox Eliminator.—

input is known as a voltage regulation curve of the filter, and is obtained by connecting a milliammeter, a high resistance voltmeter, and a variable resistance as shown in Fig. 3. The milliammeter should have a resistance of under 1 ohm and read from 0 to 100 mA., whilst the voltmeter should read up to 300 volts and not pass more than, say, 10 mA. at full scale reading. The milliammeter, of course, reads the load due to the resistance as well as that of the voltmeter. The resist-

each valve will be given in the concluding instalment of this article, as will also the modifications necessary for adapting the eliminator to almost any multi-valve set.

A schematic diagram showing the successive changes in waveform which result from passing a sine wave (A.C. lighting mains) through the various components of the mains equipment is given in Fig. 5. At A a 50-cycle alternating current is applied to the primary of the transformer; at B a slight increase in amplitude is shown. Full-wave rectification (C) gives 100 peaks

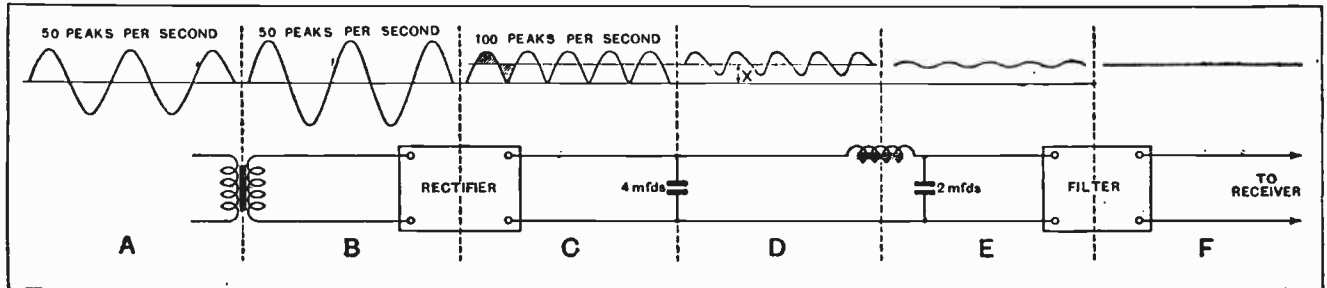


Fig. 5.—A schematic diagram of the successive changes in waveform from the 50-cycle alternating input to the final smoothed D.C. output which can be considered as a straight line in view of the successful test on the Ondograph machine.

ance can have a minimum of 3,000 ohms. Fig. 4 is the voltage regulation curve obtained from the present eliminator when the meters are inserted after the 4 mfd. condenser across the rectifier, as shown in Fig. 3. From Fig. 2 it will be seen that the total H.T. current required for the receiver is just over 26 mA. (using leaky grid detection), but the potential dividers in the eliminator bring this figure up to about 33 mA., with which load it will be seen from Fig. 4 that a voltage of about 265 is available. The values of the resistances required to reduce this potential to the requirements of

per second, and the average D.C. component is shown as a horizontal line located so that the two shaded portions are equal in area. After the 4 mfd. condenser the magnitude of ripple is less (D). The average D.C. output available, as read by a moving coil, is indicated by X. A further choke and condenser (E) reduce the ripple considerably—likewise the rest of the filter (F) absorbs the fluctuating components to a degree which it is considered fair, in view of the Ondograph test, to depict as satisfying Euclid's definition concerning the shortest path between two points. (To be concluded.)

THE USE OF HIGH ANODE VOLTAGES.

IN the matter of the choice of anode voltage there are at present two conflicting influences. On the one hand, one knows very well that any valve will deal with stronger signals without overloading, and will in most cases yield a greater degree of amplification if the anode voltage used is high than if it is low. This is especially noticeable when the output valve is in question, for the raising of the anode voltage allows of a considerable increase in the volume of undistorted sound that can be obtained from the loud speaker. We are strongly tempted, then, to run up the high-tension voltage to some 200 volts as a minimum, to the great improvement of the results obtained.

We are, however, discouraged from doing this by observing that upon the containing box of every valve we buy, apart from those of the L.S.5 class, there is inscribed in large print the words, "Maximum anode voltage 120"; and, in addition, there is often a definite statement to the effect that the makers will not guarantee their valves to have a reasonable life if this voltage is appreciably exceeded. Sometimes the limit of voltage is set even lower than this, and 100 volts is the permitted maximum; in a few cases, mostly found among the valves of higher impedance, 150 volts is allowed.

In practice it is found in most cases that, provided the correct grid bias is used, no noticeable harm is done to the valve by using an anode voltage up to about 160 volts; in fact, this voltage is that most usually supplied by the "Power" tapping of commercial battery eliminators. It is most essential to remember, particularly with valves of low impedance such as are used for operating the loud speaker (the so-called "super-power" valves), that serious damage may be done to the valve

if it is allowed to run, even for a few moments only, without sufficient grid bias to keep the anode current down to a reasonable value. With this in mind, it will be realised that either the H.T. supply or the filament current should be switched off before making any change in grid bias, for during the change from one voltage to another the valve is temporarily left with no grid bias at all.

In the earlier stages of the receiver similar precautions must be taken if, as is becoming more and more usual, all valves are operated with the same anode voltage. The high-frequency amplifiers, which have to deal with only a very small grid swing, can be given an even greater grid bias than that required to operate them at the middle of the straight part of the curve; they can, in fact, be biased almost down to the bottom bend. Low-frequency amplifiers in the plate circuit of which there is a transformer, may be similarly treated, or, if the anode current is taken from the mains, a resistance-capacity filter may be used to decrease the voltage that is actually applied to the plate of the valve at the same time that it fulfils its primary function of checking any tendency to instability through L.F. oscillation.

Resistance-coupled, low-frequency amplifiers require no precautions, as they are protected by their anode resistances from too high a current. Provided that they are biased to the middle point of their dynamic curve it is possible to take great liberties with such valves; owing to the strict limitation of plate current they do not appear to be harmed by the continuous application of even 350 volts outside the resistance, even though this may imply some 220 volts on the anode of the valve itself.

A. L. M. S.

Talking Films



No. I.—The British Phototone System.

THE gramophone is a few years senior to the cinematograph. The former became popular nearly thirty years ago and the latter just over twenty. The idea of combining the one with the other has been obvious from the onset, and one might well demand the reason for the delay in its accomplishment. A common assumption was probably that the problems of synchronising the visual and acoustic reproduction were practically insurmountable. This, definitely, was not the reason for the delay. Quite simple mechanical devices are now used to achieve synchronising, while the process by which the speech is light recorded on the edge of the film had long been known, yet still the talking film did not take its place in the cinema.

Those who have followed the growth of the talking film are well aware of the difficulty that has delayed its introduction. It is not the problem of synchronising but rather that speech and musical reproduction has been far too defective to be associated with the reality

of the moving picture. During the past eighteen months several firms have sprung into being for the purpose of devoting their energies exclusively to the supply of talking film equipment, and there are already more than twelve theatres in this country exhibiting talking films. The period of this advancement precisely coincides with the development of improved loud speakers, the moving coil type now being exclusively used in the several systems. The wireless enthusiast is, therefore, the most severe critic of the talking film, and its close link with amplifier and loud speaker design has given rise to the inclusion of articles on the subject from time to time in the pages of this journal.

How Film and Record are Synchronised.

Turning our attention now in particular to the British Phototone system, we are chiefly interested in the process of synchronising picture and loud speaker or, going back to the source, the film and the gramophone record.

As everyone knows, the film is driven through the projector by a sprocket wheel, the small pins of which engage in the perforated holes running along the two edges of the film. This sprocket drive must be positively coupled through suitable gearing with the gramophone turntable, the relationship between the record and film being the same during recording as when reproducing. It is surprising that synchronising is so simple, it being merely necessary to introduce such mechanical requirements as will ensure smooth running.

To better appreciate the detailed requirements the reader might set himself the problem of running film and record in step. Nothing could be easier than that of marking the gramophone record at a particular point on its first groove and setting a certain marked portion of the film in the shutter. Both would




Two turntables are employed in order to give continuous speech reproduction throughout the progress of the film. The turntables are started spontaneously by means of small metal contacts attached to the edge of the film. The drive of the turntables is coupled to the mechanism which propels the film.

Talking Films.—

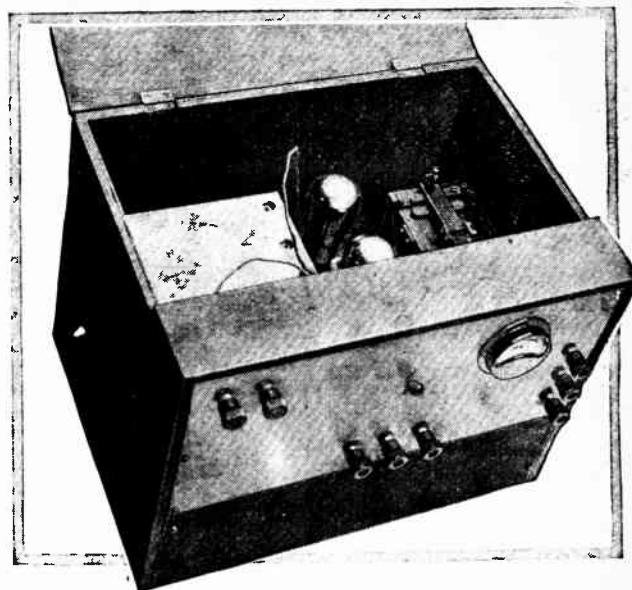
start away together, and being driven from a common source of motion would continue exactly in step just as they did during recording. Thus, for a few minutes the arrangement would be satisfactory.

Changing Records.

Provision must be made, however, for changing over from one record to another, without delay, as the film progresses. This change-over can conveniently be made either during a display of caption or at a time of momentary silence. A feature of the Phototone system is that a record is started by a small electrical contact attached to the film. Clipped on to the film is a small piece of silver foil for contacting, and on passing a given point the record is thrown into rotation beneath the



The geared cross shaft and vertical spindles used for driving the two turntables.



The current impulse given by the metal contact on the film is amplified and energises a relay which closes the contacts of the magnetic clutch.


needle spontaneously. Associated with the silver contact is a single stage valve amplifier, in the anode circuit of which is a relay fitted with a double set of contacts. One set closes a local circuit through a battery and an additional winding on the relay by which means a brief pulling-up of the armature causes it to hold. The other pair of contacts energise a magnetic clutch of similar form to that recently described in association with the wireless picture receiver. This clutch sets the turntable carrying the gramophone record in rotation. It might be thought that the duty of the magnetic clutch is to slip, but actually when energised it gives a very positive drive.

Thus the quality of reproduction is dependent upon the merits of the recording and amplifying equipment, and the type and arrangement of the loud speakers. Little is left for description in this connection, as the Phototone system is fortunate in that it adopts in its entirety the public address equipment of Siemens Schuckert. This equipment has already been referred to, its chief distinction being the Blatthaller loud speaker which it uses. Instead of a pair of magnetic poles as are provided with the annular ring form of moving coil loud speaker the Blatthaller is composed of a grid consisting of a large number of alternate poles interlaced with a ribbon conductor carrying the speech currents. To this conductor is attached the diaphragm which, moving as an entirety, gives a considerable air displacement, and possesses in a large measure the

needle spontaneously. Associated with the silver contact is a single stage valve amplifier, in the anode circuit of which is a relay fitted with a double set of contacts. One set closes a local circuit through a battery and an additional winding on the relay by which means a brief pulling-up of the armature causes it to hold. The other pair of contacts energise a magnetic clutch of similar form to that recently described in association with the wireless picture receiver. This clutch sets the turntable carrying the gramophone record in rotation. It might be thought that the duty of the magnetic clutch is to slip, but actually when energised it gives a very positive drive.

To overcome the inertia present when setting the record in rotation a heavy cast iron flywheel is employed running at the correct speed by being directly coupled to the sprocket wheel of the projector. Flywheel and turntable have, of course, concentric shafts, and the magnetic clutch couples them together. As instantaneous starting of the record is impossible, a spiral spring device is interposed between the clutch and turntable shaft. Resistance offered by the turntable on starting is temporarily taken up by this spring, but this does not cause loss of synchronisation, as it later releases to the original setting while rotating.

To facilitate engaging the elec-




Flywheel, turntable and magnetic clutch, together with the adjusting mechanism, used to bring the pick-up to the correct position on the record.

Talking Films.—

theoretical ideals desirable in loud speaker diaphragms.

A battery of these loud speakers is arranged behind the screen, the volume output being adjusted to suit the acoustic conditions of the hall. Power for amplifiers and field excitation is derived from a direct-coupled motor generator.

The non-directional properties of the loud speaker are in its favour, for they give a naturalness of effect when reproducing a full orchestra, while not revealing the precise point from which the voice is emitted when giving speech to the screen artist.



Battery of Siemens Schuckert (Blatthaller) loud speakers as placed behind the screen in the British Phototone system.

LETTERS TO THE EDITOR.

The Editor does not hold himself responsible for the opinions of his correspondents.

Correspondence should be addressed to the Editor, "The Wireless World," Dorset House, Tador Street, E.C.4, and must be accompanied by the writer's name and address.

STANDARDISATION—SCREEN-GRID VALVES.

Sir,—I have recently had cause to notice the different methods being adopted by valve manufacturers in the connections to screen-grid valves.

Most makers now appear to have adopted the vertical type of valve with the terminal on the top, but there is apparently no agreement between them as to the method of connecting the various electrodes. For instance, the Mullard valve has the connection for the anode brought out to the extra terminal, whilst the usual anode pin is utilised for the screen connection. I believe this also applies to the Osram and Ediswan makes. In the B.T.H. valve, however, the control grid is brought out to the top terminal, and the screen grid connection is by means of the usual "grid" pin on the base of the valve.

I do not know what are the factors governing the arrangement of these connections, but I do think (unless there is definite reason for this variation) that it should be possible for the various makers to adopt some standard method.

Some of your readers may care to indicate their views, or perhaps the makers themselves would like to set out their reasons for the various methods in use. S. WEBSTER.

Enfield, Middlesex.

Sir,—Mr. Rowett's letter on the subject of standardisation raises an interesting point with regard to screen-grid valves. I have always considered the double-ended type to be a distinct advance on the ordinary single-ended valve; making, as it does, for maximum separation of the electrode leads and great convenience in external screening. I was very sorry, therefore, when British valve manufacturers went back to the single-ended type (with anode fixed to the top), thus copying the Americans. I am quite aware that the latter type is more efficient than the older double-ended type, but I do not imagine this extra efficiency has any inherent connection with the shape of the valve.

Let us by all means have standardisation where it does not interfere with efficiency and convenience, but I would strongly condemn any attempt at standardisation which might act as a check on progress. ROGER NORTH.

Buckingham Gate, S.W.1.

LOUD SPEAKER "ATTACK."

Sir,—It is a curious fact that a discussion departs sooner or later from matters of fact and becomes matters of opinion. The letter of "Curious" in your issue of November 7th is a case in point. Your blue pencil forbids us dealing with this letter in detail, but we crave space to query one sentence, which reads as follows:—

"In the case of the Reed drive low frequency transients have no chance at all because there is no bass." We take it that the writer includes balanced armature movements. Perhaps he would therefore amplify his bold statement by replying to the following queries:—

(a) Has he tested every movement that is commercially available?

(b) What apparatus he used to produce, say, half a dozen pure notes in the lower register two octaves below middle C, and what was the value of those notes?

(c) What was the connecting link between the pure note apparatus and the input side of the unit?

(d) What type of apparatus was fed by the output side of the unit?

As we are curious on all these points perhaps we may be permitted to sign ourselves "CURIOUS SECUNDUS."

London, W.C.2.

November 7th, 1928.

DIODE RECTIFICATION.

Sir,—I have been very interested in the recent correspondence on the diode rectifier.

Although I would consider this detector justified on the score of quality alone, there is one other point which has not been stressed, and should appeal to mains users.

The fact that the detector valve does not take an H.T. supply at once removes a possible source of hum and motor-boating.

I changed from anode bend to this arrangement about a year ago, and find two L.F. stages are ample if there is some preceding H.F. magnification. W. R. PARKINSON.

Streetly, Staffs.

November 15th, 1928.



CURRENT TOPICS

Events of the Week in Brief Review.

FIRST COME, FIRST SERVED.

Christmas, 1928, promises to be a record season for wireless. Those who make their radio purchases early have the best choice. *Verb. sap.*

○○○○

PROVERBS FOR PRESENT CHOOSERS.

A valve in the hand is worth three ties or four pairs of socks.

A soft answer turneth away wrath, but a loud speaker goeth one better.

○○○○

STANDBY WIRELESS FOR P.O.

A Post Office wireless station is to be erected at Fleetwood for use when the cables to Ireland and the Isle of Man are out of action.

○○○○

POWERFUL DUTCH COLONIAL STATION.

The Dutch Parliament is considering a Bill for the installation of a short-wave station in the East Indies with a power of 600 kilowatts. The station would provide five channels for simultaneous telegraphic communication with Europe besides two or three telephone circuits.

○○○○

MARCONI PIONEERS.

Dr. J. A. Fleming, F.R.S., was among the guests at a dinner given by Senatore Marconi on November 29th to those who had been connected with the Marconi companies for twenty-five or more years. Dr. Fleming has been in association with the companies almost from their inception. Another guest was Colonel H. Jameson-Davis, founder of the original Wireless Telegraph and Signal Company in 1897.

○○○○

COMPULSORY WIRELESS ON SHIPS.

As a result of disclosures made during the New York enquiry into the loss of the *Vestris*, the Merchant Navy Reform Society has sent a manifesto to the Government urging that compulsory wireless on all ships should be discussed at the International Conference on Safety of Life at Sea, which will meet in London next April.

The *Vestris* enquiry showed that the small steamer "Montoso" might have reached the scene of the wreck in time to save lives if it had been equipped with wireless.

B 27

TRANSATLANTIC WIRELESS HISTORY.

To-day (Wednesday) marks the twenty-seventh anniversary of Senatore Marconi's reception of the first Transatlantic wireless signal.

○○○○

EMPIRE TELEPHONE SERVICE NEXT?

In view of the success of the Transatlantic telephone service, the Post Office is understood to be considering the opening of similar services with different parts of the Empire. It is possible that preliminary tests may shortly be made with Australia.

CHRISTMAS HOLIDAYS.

Earlier Publishing Dates.

OWING to the Christmas Holidays "The Wireless World," dated December 10th will be on sale on the previous day, and the issue dated December 26th, on Monday December 24th.

AUSTRALIAN DUTIES ON WIRELESS SETS.

Australian radio manufacturers are petitioning for increased duties on imported wireless sets. The existing duties are: British preferential, 35 per cent. *ad valorem*; intermediate, 50 per cent.; and general, 55 per cent. No objection is raised to this scale of duties on components, but an increase is asked for on completed sets.

○○○○

FOREIGN BUYERS OF MARCONI SHARES.

Extensive foreign buying of shares in the Marconi International Marine Communication Co., Ltd., has led the directors to convene an extraordinary meeting of the shareholders on Friday next, December 14th, to consider whether the company's Articles of Association shall be altered to provide that the company shall continue under British control and that not more than 25 per cent. of its issued shares shall be in foreign hands.

MODERN INSTITUTIONS.

In two East Sussex Poor Law institutions wireless installations have superseded gramophones.

○○○○

SHORT WAVES FROM SWEDEN.

At irregular intervals the Swedish high-power station at Motala now broadcasts simultaneously on two wavelengths, viz., 1,363 and 99 metres.

○○○○

WIRELESS-CABLES MERGER.

It is considered that the position of chairman of the new wireless-cables merger company may be offered to Sir Basil Blackett, a former Controller of Finance at the Treasury.

○○○○

GERMAN HIGH POWER CALIBRATION SIGNALS.

Calibration signals, for the benefit of the German broadcasting stations, are regularly transmitted on the 11th and 12th day of each month throughout the year by the high-power Koenigswusterhausen station. The broadcasts are carried out between 5 and 7.15 a.m., G.M.T., but should one of the test days fall on a Sunday the experiment is carried out on the following day.

Times of transmissions are as follows:—

G.M.T.		MORSE LETTERS.	WAVELENGTHS.	
			1st day.	2nd day.
05.00	05.05	A	1,440	2,750
05.15	05.20	C	1,100	1,903
05.30	05.35	G	1,090	1,785
05.45	05.50	J	1,050	1,650
06.00	06.05	K	1,000	1,565
06.15	06.20	O	900	1,525
06.30	06.35	P	800	1,475
06.45	06.50	X	750	1,400
07.00	07.05	Y	720	1,360
07.15	07.20	Z	700	1,140

○○○○

THE WIRELESS LEAGUE.

At the annual general meeting of the Wireless League held at the Royal Automobile Club an account was given by the chairman, Sir Arthur Stanley, of the League's activities during the past year. Membership includes the insurance of wireless sets and accessories, free technical help, and legal advice on all wireless matters. Through its branches the League has done useful work in presenting hospitals with free wireless sets, the funds being raised by concerts, which

drives, and the like; whilst blind persons have been helped by receiving at a reduced rate copies of the *Radio Times* printed in Braille. The offices of the League have recently been removed to 19, Berkeley Street, London, W.1, and full particulars of membership may be had from the secretary.

CZECHO-SLOVAKIA'S NEW BROADCASTING STATION.

The new Czecho-Slovakian broadcasting station at Bratislava, the transmitter of which is illustrated on page 806 of this issue, will be the largest of five stations comprising that country's broadcasting chain. The transmitter, a product of the British Marconi Company, is constructed on the unit system, each circuit being carefully screened from its neighbour.

Two rectifying panels are employed, each containing three water-cooled valves which are fed by three single-phase transformers, and the rectified unit supplies the intermediate and power amplifiers with direct current at between 8,500 and 10,000 volts. The drive unit uses two type D.E.T.1 valves, the anode voltage being provided by a H.T. D.C. motor generator taking current from an accumulator battery, which is also used to light the filaments. The modulator is resistance-capacity coupled to the sub-modulator, and the sub-modulator is arranged for resistance capacity coupling

to the output line amplifier. Three water-cooled valves connected in parallel are used in the power amplifier circuit.

The aerial will be supported on two 300ft. towers about 600ft. apart.

○○○○

P.C.J.J.'s NEW SCHEDULE.

The famous Philips station at Hilversum, working on 30.2 metres (telephony), has opened a new campaign with the object of being heard in places as far apart as British India and Australia. The following weekly schedule (G.M.T.) is now being observed:—

THURSDAY: From 1800-2000 for British India, Europe and South Africa.
From 2300-0 for Spain (in Spanish).
FRIDAY: From 0-0100 for Brazil (in Portuguese).
From 0100-0300 for the South American Republics (in Spanish).
From 1800-2000 for Europe.
SATURDAY: From 0-0100 for the Dutch West Indies.
From 0100-0400 for Central American and Antillian Republics, as well as for the British and French Colonies in America (in English, Spanish and French).
From 0400-0600 for Australia and New Zealand (in English).

○○○○

BELGIAN BROADCASTING.

In a few weeks Brussels will be in the possession of a high-power transmitter from which many readers may already have heard tests at irregular intervals. On one or two evenings it has broadcast the Radio Belgique programmes, but has

not yet been brought into regular operation.

Radio Schaeerbeek, a privately owned station erected some few months ago, has decided to increase its power from 100 watts to 5 kilowatts.

○○○○

WIRELESS AT WESTMINSTER.

(From our Parliamentary Correspondent.)

Broadcasting and the General Election.

Broadcasting in relation to politics came up for consideration in the House of Commons last week when Sir Nicholas Grattan Doyle asked the Postmaster-General whether during the period of the General Election it was proposed to allow the broadcasting of political speeches.

Viscount Wolmer replied that he could not yet say that political speeches, if any, would be broadcast by the B.B.C. during the General Election.

○○○○

Licences per Thousand of Population.

In reply to a question regarding wireless receiving licences in Wales, the Postmaster-General, Sir William Mitchell-Thomson, stated that the total number of licences in force on October 31st in the whole of Wales was about 80,600, which was equivalent to a rate of 36.5 per thousand of population. The corresponding rate for England was 62.8, for Scotland 57.3, and for Northern Ireland 21.9.

WIRELESS IN WAR OF THE FUTURE.

The Work of the Territorial Signals.

The heading of this note may seem sensational, and the 47th (2nd London) Divisional Signals T.A. sincerely trusts that it is unlikely of realisation, but, nevertheless, in the present state of world politics, it is an eventuality which must be reckoned with. That is the reason why the Territorial Signals are trying to assist in spare time in the solution of the interesting problems attendant on fitting wireless telephony into vehicles, the design and use of small portable wireless stations for communication between rapidly moving bodies of troops, etc.


Training takes the form of making the force efficient in the use of the various forms of wireless with which the unit is equipped among other means of signalling, but in addition opportunities are given of looking into the future. The authorities controlling army wireless research have adopted the principle of trying new designs "on the dog," namely, Territorial Signals. New designs, as they are produced, can only be tried out adequately by the man who is going to use them in practice under the actual conditions which prevail in war. This is not always easy to stage at short notice, and from time to time Territorials are asked to spend an afternoon or a week-end in trials of new designs and to report as "users." This gives glimpses into the future and is very interesting.

The illustration shows a type of portable telephony and telegraphy set which

was designed by the 47th (2nd London) Divisional Signals, who welcome any new members to the unit interested in wireless, whether they have any expert

knowledge or still rank as beginners.

Headquarters are at Fulham House, 50 yards from Putney Bridge Station on the Underground.



A TERRITORIAL FIELD SET, for telephony and telegraphy, designed by the 47th (2nd London) Divisional Signals.

PROGRAMMES FROM ABROAD



BARCELONA (Radio Barcelona), Call EAJ1 (344.8 metres); 1.5 kW.—6.10, Sextet Selections: Two-Step Ecos de E. paña (Iberito); Selection from Lucia di Lammermoor (Donizetti); Waltz, A la française (Gedalgé-Guinaud), De Huelva-fandanguillo (Romero), Benamor (Luna). 8.30, Fortnightly Report of the Institute of Hygiene followed by Elementary French Lesson. 9.0, Chimes and Weather Report. 9.5, Exchange Quotations and News. 9.10, Orchestral Selections: March, Pomp and Circumstance (Elgar); Selection from Madame Pompadour (Fall); Haba era clásica (Raurich); Falling Petals—Boston (Solter); Sevilla (Albéniz); Overture to Zampa (Herold). 10.0, Programme relayed from Madrid, EAJ7.

BERGEN (370.4 metres); 1.5 kW.—5.30, Programme for Children. 6.0, Talk for Girls. 7.0, Orchestral Concert. 7.50, Topical Talk. 8.0, "The Soul of a negro described in West-African Tales of Adventure," by Mr. Schroder-Nielsen. 8.30, Pianoforte and Violin Recital: Sonata in A Major Op. 100 (Brahms). Sonata in F Minor (Francoeur). 9.0, Weather Report, News and Time Signal. 9.15, Dance Music. 11.0 (approx.), Close Down.

BERLIN (Königswusterhausen) (1,250 metres); 40 kW.—3.30, Programme from Hamburg. 4.30, Herr Potzel, Talk: The Inland Revenue—Anecdotes Grave and Gay. 5.0, Prof. Woldt, A Discussion with Industrial Workers. 5.30, Advanced Spanish Lesson. 5.55, Talk by Dr. J. Nadler. 7.0, "Agricultural" Programme: Choral Selections, (a) Heimat (Wiesner) (b) East-Mark Peasant Song (Buck), (c) Wer hat dich, du schöner Wald (Mendelssohn). Talk: Peasant Rights and Morals, Choral Selections, (a) Im schönsten Wiesengrunde (Wagner), (b) Wenn ich den Wanderer frage (Hegar), (c) Wenn Gott will rechte Gunst erweise (Mendelssohn), (d) Das Wandern ist des Müllers Lust (Zöllner), (e) Nun ade, du mein lieb Heimatland (Kirchl). 8.10 (approx.), Programme from Voxhaus.

BERLIN (Voxhaus) (484 metres); 4 kW.—9.10 a.m., Market Prices. 9.15 a.m., Weather Report, News and Time Signal. 10.0 a.m., Programme of Gramophone Records. 10.30 a.m., Exchange Quotations. 11.55 a.m., Time Signal. 12.30, Weather Report and News. 1.0, Programme of Gramophone Records. 2.0, Exchange Quotations, Agricultural Report and Time Signal. 2.30, Talk by Dr. Rudolf Wegner. 3.0, Sports Review by Dr. Hans Bollmann. 3.30, Richard Wilde, Talk and Reading: Gutzkow, on the 50th anniversary of his death. 4.0, Recital for Two Pianos: Fantasia and Fugue in G Minor for Organ, Two Pianos (Singer); Duetto concertano (Mozart); Gavotte (Pirani). 4.30, Tea Concert from the Hotel Kaiserhof, followed by Advertising Notes. 5.40, Advertising Talk by Max Hansen. 6.0, Georg Hausdorf, Talk: Modern Art. 6.30, Talk. 7.0, "Uriel Acosta"—Play, with Introductory Talk by Gerhart Pohl, on the Occasion of the Fiftieth Anniversary of the death of Karl Gutzkow, followed by Weather Report, News, Time Signal and Sports Notes. 9.30, Dancing Instruction by Reinhold Sommer, followed by Dance Music. 11.30 (approx.), Close Down.

BRESLAU (322.6 metres); 4 kW.—2.0, Review of Books by Dr. Ernst Boehlich. 3.0, Orchestral Concert. 4.30, Programme relayed from Königswusterhausen. 5.0, Film Review by Herr M. Lippmann. 5.20, Programme in Commemoration of Zamechop, the originator of Esperanto. 5.45, Travel Talk: Siberia and Mongolia. 6.20, Shortland Lesson. 6.50 Reading in English by Douglas Yates, M.A. 7.15, Variety Programme: Orchestral Selection from Hansel and Gretel (Humperdinck); Tenor Songs; Five German Folk Songs; Orchestral Selection, Silesian Songs (Bilse); Tenor Songs; Songs; Orchestral Selection; Songs (a) Ein Schätzermäddchen weidete (Seidler-Winkler), (b) Du, du liegst mir im Herzen, (c) Die Auserwählte; Orchestral Selection, German Dance (Schubert). 9.0, News. 9.30, Dance Music. 11.0 (approx.), Close Down.

BRÜNN (441.2 metres); 2.5 kW.—4.30, Music Talk by Dr. Vetterl. 4.45, German Programme, News and Concert: Mignon (Thomas); Robert le Diable (Meyerbeer). 5.15, Weekly Report for Journalists. 6.0, Dr. Ziska, Talk: Czech History. 6.15, Talk on Winter Sports by Mr. Koch. 6.30, Programme, relayed from Prague. 9.0, Programme relayed from Prague.

SATURDAY, DECEMBER 15th.

All Times are reduced to Greenwich Mean Time and are p.m. except where otherwise stated.

BRUSSELS (508.5 metres); 1.5 kW.—5.0, Orchestral Concert from the Armeuville Tea Rooms. 6.0, Elementary English Lesson. 6.25, Intermediate English Lesson. 6.45, Pianoforte Recital. 7.0, Gramophone Selections of Dance Music. 7.30, "Radio-Chronique." 8.0, Concert from the Liège Conservatoire: Symphonic Suite (Fler. Alpaert); Spanish Symphony (Lalo); Ivan de Stora Skogarna (Lindberg); Violin and Orchestral Selection, Basque Fantasia (Pierné), Symphonic Poem, Ballata delle gnomidi (Respighi); Topical Talk in the Interval, followed by News, Esperanto Report and Orchestral Concert from the Palace Hotel. 11.0 (approx.), Close Down.

BUDAPEST (556.6 metres); 20 kW.—4.10, Talk by Koloman Rössahygy. 5.20, Hungarian Song Recital by Frau Emma Komlosy. 6.20, Relay from the Opera House, followed by Weather Report and News at 9.30, (approx.), and Recital of Songs with Accompaniment on Old Hungarian Wind Instruments. 10.15, Band Music relayed from the Hotel Hungaria.

CRACOW (566 metres); 1.5 kW.—4.10, Mr. M. Jedlicki, Talk: The Monarchist Movement in France at the Present Time. 4.35, Programme from Warsaw. 5.0, Programme for Children. 6.0, Miscellaneous Items and News. 6.25, English Reading by Mr. J. Stanislawski. 6.55, Time Signal. 7.0, Agricultural Report. 7.5, Mr. J. Regula, Talk: Review of Foreign Politics during the past week. 7.30, Programme from Warsaw. 9.0, Programme from Warsaw. 9.30, Concert from a Restaurant. 10.30 (approx.), Close Down.

DUBLIN, Call 2RN (319.1 metres); 1.5 kW.—1.30, Weather Report and Gramophone Selections. 7.20, News. 7.30, Health Talk by Mrs. A. Russell, M.B. 7.45, Irish Lesson by Seamus O'Duirinne. 8.0 to 10.30, Symphony Concert by the Station Symphony Orchestra and the Philsboro' Choir. 10.30, News and Weather Report. 10.45 (approx.), Close Down.

FRANKFURT (428.6 metres); 4 kW.—2.5, Programme for Children. 3.35, Vocal and Orchestral Concert: Overture to Das Nachtlager in Granada (Kreutzer); Selection from Eurvanthe (Weber); Song; Selection from Undine (Lortzing); Overture to Des Falkners Braut (Marshner); Song; Selection from Tannhäuser (Wagner); In the Interval—Wireless News and Announcements. 5.10, Reading by O. W. Studdmann. 5.30, Talk: Postal Regulations for Christmas. 5.45, "The Letter Box." 6.15, Esperanto Lesson by W. Wischoff. 6.45, Prof. Hülsen, Talk: The Jewish Cemetery in the Börneplatz as a Memorial to Culture and Art. 7.15, Variety Concert with Ernst Aruold, Vienna, in some of his own songs, followed by Dance Music relayed from Voxhaus. 11.30 (approx.), Close Down.

HAMBURG, Call HA (in Morse) (394.7 metres); 4 kW.—9.15 a.m., News. 10.0 a.m., Programme of Gramophone Records. 11.10 a.m., Weather Report. 11.15 a.m., Exchange Quotations. 11.30 a.m., Concert relayed from Hanover (297 metres). In the Interval at 11.55 a.m., Time Signal. 12.10, News. 1.40, Exchange Quotations. 3.0, Illustrated Music Talk by Wilh. Heinitz. 3.30, Concert of Musical Fairy Tales: Reading from Sneewittchen (Grümm); Suite from

Sneewittchen (Erdlen); Reading from The Princess and the Swineherd (Andersen); Andersen Fairy Tale Suite Op. 60 (Kampf); Reading from The Bremen Town Band (Brentano); Symphonic Burlesque, The Bremen Town Band (Reifner). 4.30, Programme from Königswusterhausen. 5.0, Request Programme. 6.0, Talk: A Visit to the Hamburg Observatory. 6.55, Weather Report. 7.0, "The House Ball." 9.30, Weather Report, News, Sports Notes and Programme Announcements. 9.45 (approx.), Dance Music. 10.50, North Sea and Baltic Weather Report.

HILVERSUM (1,071 metres); 5 kW.—9.40 to 9.55 a.m., Time Signal and The Daily Service. 11.40 a.m., Police Announcements. 11.55 a.m., Trio Concert. 1.40, Concert from the Tuschinski Theatre, Amsterdam. 3.40, Italian Lesson. 4.40, French Lesson. 5.40, Concert of Waltzes and Marches: March, El Capitan (Souza); Waltz, Wiener Blut (Joh. Strauss); March, The Gladiator's Farewell (Blankenburg); Waltz, Moudnacht auf der Alster (Fotras); March, Panache rouge (Grit); Waltz, Sirene d'été (Waldteufel); March, Old Conrades (Eike). 6.25, German Lesson. 7.25, Police Announcements. 7.45, Concert and Talk arranged by the Workers' Radio Society. 11.15 (approx.), Close Down.

HULZEN (340.9 metres); 4 kW.—Transmits on 1,852 metres from 5.40 p.m.—12.10, Concert of Trio Music. 2.40, Programme for Children. 5.0, Gramophone Selections. 6.10, Talk by M. Gerisch. 6.30, Catholic Bulletin. 6.40, English Lesson. 7.10, Lesson in Dressmaking. 8.0, Concert of Orchestral and Vocal Music, with Recitations by M. Boezer.

KALUNDBORG (1,153 metres); 7 kW.—Programme also for Copenhagen (337 metres).—6.30 a.m., Morning Gymnastics. 10.0 a.m., Weather Report. 10.15 a.m., Educational Talk. 11.0 a.m., Chimes from the Town Hall. 11.5 a.m., Orchestral Concert from Wivel's Restaurant. 2.0, Programme for Children. 2.30, Concert of Orchestral Selections. In the Interval Recitations by Hans Dyncsen. 4.50, Talk by Mr. N. Esbjerg. 5.20, Mr. F. C. Becker, Talk: Central Heating. 5.50, Weather Report. 6.0, News and Exchange Quotations. 6.15, Time Signal. 6.30 Mr. Iver Gudme, Talk: Modern American Authors. 7.0, Chimes from the Town Hall. 7.5, Reading. 7.30, Selection of New Danish Work Songs, followed by News. 8.15, Violin Recital by Harald Andersen; Concert Polonaise, Op. 4 (Wieniawsky); Caprice viennois (Kreisler); Scherzo-Tarantella Op. 16 (Wieniawsky); Humoresque (Dv-rak, arr. Kreisler); Hungarian Air, Op. 22 (Ernst). 8.45, Orchestral Concert: March, Advance! (Toft); Selection from Der Bettelstudent (Müllacker); Caeclie Waltz (Lunby); Saeterjenteus Søndag (Ole Bull); Toreador et Andalouse (Rubinstein); Strofes for Strings, Organ and Pianoforte (Bartboldy); Bølleby-Vals (Peterson-Berger); Yelka March (Reesen). 9.45, Dance Music by the Industry Restaurant Orchestra. 11.0, Chimes from the Town Hall. 11.15 (approx.), Close Down.

KATTOWITZ (422 metres); 10 kW.—2.45, Financial Report. 3.0, Gramophone Selections. 4.10, Music Lesson by Prof. F. Sachse. 4.35, Children's Letter Box. 5.0, Programme for Children. 6.0, Announcements and News. 6.30, Talk by Mr. K. Zienkiewicz. 6.50, Time Signal and Agricultural Report. 7.5, Mr. K. Rutkowski, Talk: Impressions of a Journey to Constantinople. 7.30, Programme relayed from Warsaw. 9.0, Weather Report and News. 9.30, Dance Music.

KAUNAS (2,000 metres); 7 kW.—5.0, Weather Report and News. 5.15, Agricultural Report. 5.45 Announcements. 6.30, Concert. 7.0, Talk on Neurasthenia. 7.30, Dzuku Recital. 8.0, Talk by Mr. K. Berulis. 8.15, Dzuku Recital (continued).

LAHTI (1,522.8 metres); 35 kW.—5.15, Orchestral Selections: Kleiner Wienermarsch (Kreisler); Syncope (Kreisler); Do-Re-La (Lehar); Intermezzo (Nevin); Selection for Two Guitars (Harlick). 5.40, Talk. 6.0, Wireless Programme: Couplets, Talk and Dramatic Selections. 7.45, News in Finnish and Swedish and Close Down.

LANGENBERG (468.8 metres); 20 kW.—Programme also for Aix-la-Chapelle (400 metres), Cologne (283 metres), and Münster (250 metres).—9.35 a.m., Labour Exchange Report. 10.10 a.m., Talks: The Choice

Programmes from Abroad.—

of Careers. 11.10 a.m., Gramophone Selections. 12.5, Orchestral Concert. 1.30, Hints for the Housewife. 2.40, Herr P. Brülls, Wireless Talk: The Condenser in Direct and Alternating Current Circuits. 3.0, Talk for Women by Hertha Maria Funck. 3.30, Dr. Wilhelm Leyhausen, recitals from "Lettres de mon moulin" (Daudet). 4.0, Fegeler-Felkendorf, Talk: Time, Modes, and Men. 4.30, English Lesson by Prof. F. Hase. 4.45, Concert by Lute and Mandoline Orchestra: Mandoline Selections, (a) Er weicht der Sonne nicht (Blankenburg); (b) In a Persian Market (Ketelbey) (c) Overture in B Minor (Wölki); Zither Solos, (a) Herzliches Gedenken (Grünwald), (b) Fantasia on Strauss Waltzes (Kolmanek); Mandoline Selections, (a) Wolgalklänge (Ritter), (b) An der Weser (Pressel), (c) Lustige Finken (Ritter). 5.30, Dr. Haus Zbinden, Talk: The International Problems of America. 6.15, Herr P. Leistenschneider, Talk: For Workers: Insurance against Accident in the Mining Industry. 6.40, Prof. Leyen, Talk: Fairy Tales of World Literature. 7.0, Variety Programme. 9.30 (approx.), News, Sports Notes, Business Announcements, Orchestral Selections and Dance Music. 12.0 Midnight (approx.), Close Down.

LEIPZIG (365.8 metres); 4 kW.—3.30, Mandoline Concert: March, Mandolinismo (Coletta); Chimes (Vicari); Under the Cyclamens—Waltz (Debiassi); Invocation (Palti); Popular Potpourri (Vicari); Serenade, Mandolinata (Coletta); Tango, Spring (Vicari); Selection from Faust (Gounod); Intermezzo, The Setting Sun (Caunaranano); In the Service of Honour (Coletta). 4.45, Avertising Notes. 5.20, Weather Report, Time Signal and Labour Market Report. 5.30, Programme relayed from Königswusterhausen. 6.0, Josef Greff, Talk: Psycho-Analysis. 6.30, Prof. Georg Witkowski, Talk: Lessing. 7.0, "Der treue Soldat," Musical Play in Two Acts (Schubert). 8.30, Cabaret Concert. 9.0, News, Sunday Programme Announcements and Sports Notes. 10.0, Dance Music relayed from Voxhaus.

MADRID (Union Radio), Call EAJ7 (434.8 metres); 3 kW.—7.0, Chimes, followed by Sextet Concert: Los cadetes de la reina (Luna); Fantasia on The Ring (Wagner); El carro del sol (Serrano); Interlude by Luis Medina. 8.0, Dance Music relayed from the Alkazar. 8.25, News and Announcements. 9.45, Market Prices Review. 10.0, Chimes, followed by "El huésped del Sevillano." Musical Play (Reoyo and Luca de Tena, and Guerrero); followed by News and Announcements. 12.30 a.m. (approx.) (Sunday), Close Down.

MILAN, Call IM1 (549 metres); 7 kW.—7.15, Industrial Notes. 7.25, News and Time Signal. 7.32, Variety Concert: Overture to Maritana (Wallace); Selection from Parsifal (Wagner); Andante cantabile for Harp, Cello and Organ (Francesco); Soprano Solos, (a) La barba bianca (Tedesco), (b) Sciliana e Bella Bellina (Sinigaglia); Pianoforte Solos, (a) Piccola vecchia partita (Bas), (b) Au jardin de l'enfance (Grovietz); Quintet Selections (Tchaikovsky), (a) Melody Op. 51, (b) Romance without words; Reading (d'Annunzio); Soprano Solos (Schubert), (a) Jägerlied, (b) Barcarolle; Soprano Song, Einsame Traue and Lorelei (Schumann); Harp Solos (Tedeschi), (a) Chiaraponte, (b) Dramatic Improvisation for Two Harps; Quintet Selections, (a) Selection from Maun Lescaut (Puccini), (b) The Songs of Italy (De Micheli). 9.55, News, followed by Relay of Tzigane Orchestra from the Fiaschetteria Toscana. 10.45 (approx.), Close Down.

MOTALA (1,380 metres); 30 kW.—Programme also for Stockholm (454.5 metres), Boden (1,190 metres), Göteborg (418.5 metres), Malmö (269.9 metres), Östersund (720 metres), Sundsvall (545.6 metres).—4.0, Concert of Gramophone Selections. 4.30, Programme for Children. 5.15, Relay of a School Festival from Jönköping (201.3 metres). 6.0, "The Christmas Fair," relayed from the Town Hall. 6.45, Pianoforte Recital from the Works of Chopin: Nocturne in C Minor; Etude in E Major; Waltz in A Flat; Waltz in C Sharp Minor. 7.0, Cabaret Programme, including "Bridge" A Sketch by Karl Gerhard. 8.0, Topical Talk. 8.15, News and Weather Report. 8.45, Dance Music. 9.45 (approx.), Close Down.

NAPLES, Call INA (333.3 metres); 1.5 kW.—7.50, News and Harbour Notes. 8.0, Time Signal. 8.02, Schubert Recital. 9.20, "Il Braccialeto," One Act Comedy (Traversi). 9.40 (approx.), Review of the Week. 9.50, News. 9.55, Calendar and Programme Announcements. 10.0, Dance Music from the Trocadero. 10.30 (approx.), Close Down.

OSLO (461.5 metres); 1.5 kW.—Programme relayed by Fredrikstad (434.8 metres), Hamar (555.6 metres), Notodden (411 metres), Porsgrunn (500 metres) and Rjukan (418 metres). 8.15, Weather Report and News. 6.30, Talk: Hypochondria. 7.0, Time and

Saturday, December 15th.

All Times are reduced to Greenwich Mean Time and are p.m. except where otherwise stated.

Orchestral Concert, of Light Music: Comedy Overture (Keler Bela); La Serenata (Tosti); Zigane Song (Renée); Selection from A Waltz Dream (Oscar Straus); Amoureuse (Gillet); Mon rêve (Waldteufel); Selection (Mouton). Viennese Waltz (Heiber); Alaine and Melody (Schroder); Waltz Potpourri from Die geschiedene Frau (Fall). 8.0, Cello Recital by M. Guillaume Hesse. 8.30, Weather Report and News. 8.45, Topical Talk. 9.0, Cabaret Programme. 10.0, Dance Music from the Grand Hotel. 11.0 (approx.), Close Down.

PARIS (Ecole Supérieure), Call FPTT (458 metres); 0.5 kW.—4.15, Concert: Selection from I Pagliacci (Leoncavallo); Berceuse (d'Ambrosio), Jubel Overture (Weber); Canzonetta (Filipucci). 6.30, "Radio Journal de France." 8.0, Talk by M. G. Geville. 8.15, Scientific Talk. 8.30, Concert arranged by the Renaissance Française and Dance Music from the Coliseum de Paris. 12.0 (Midnight) (approx.), Close Down.

PARIS (Eiffel Tower), Call FL (2,650 metres); 5 kW.—5.0, "Pasejournal" Concert. 7.10, Weather Report. 7.30, "Le Journal Parlé."

PARIS (Petit Parisien) (340.9 metres); 0.5 kW.—8.45, Gramophone Selections, Talk, News and Announcements. 9.0, Concert: Overture to Le Timbre d'argent (Saint-Saëns); Rip (Piaquette); Selection for Flute and Orchestra, Tarentella (Saint-Saëns); Violin Solo, Rondo from Serenade No. 7 in D Major (Mozart); Orchestra Suite, The Pearl Fishers (Bizet); Réverie du soir from the Algerian Suite (Saint-Saëns); Spanish Dance No. 3 (Moszkovsky); In the Intervals, News.

PARIS (Radio Paris), Call CFR (1,750 metres); 6 kW.—12.30, Programme of Columbia Gramophone Records: Nostalgia by Lucchesi's South American Orchestra; Waltz, Together, by the Charleston Serenaders; Fox-Trot, Kiss and Make Up, by the Piccadilly Players; Fox-Trot, Rag Doll, by Debroy Sangers Band; Felix the Cat, by Paul Whiteman and his Orchestra; Duet, Get out and get under the Moon, by Van and Schenck; Russian Barcarolle by the Choir of La Chauve-Souris; Le Village (Charles Frenay); Slavonic Dances in E Minor (Dvorak) by M. J. Szigeti (Violin); Waltz in A Flat Major (Brahms) by Percy Grainger (Piano); Fugue in G Minor (Bach); La Peri (Dukas); In the Interval, News. 2.0, Market Prices and Religious Information. 3.45, Dance Music by the Joss Ghislery Symphonians. In the Intervals, News. 6.30, Agricultural Report. 7.30, Pianoforte Lesson by Pierre Lucas. 8.0, Agricultural Talk, followed by Market Prices and News. 8.15, Concert arranged by "Le Matin"; Programme of Symphony Music and "L'Education manquée" (Chabrier). In the Intervals, News.

POSEN (344.8 metres); 1.5 kW.—8.35, English Lesson. 6.50, Talk for Women. 7.10, Economic Report. 7.30, Programme from Warsaw. 9.0, Time Signal, Miscellaneous Items, News and Announcements. 9.30, Cabaret Concert. 11.0, Concert arranged by the Maison Philips. 1.0 a.m. (approx.) (Sunday), Close Down.

PRAGUE (348.9 metres); 5 kW.—6.30, "The Peasant Jacob" (Nedbal), relayed from the National Theatre, Prague. 9.0, Time Signal, News and Theatre Report. 9.15, Dance Music relayed from the Hotel Sranota.

ROME, Call IRO (447.8 metres); 3 kW.—7.10, Sports Notes, News, Exchange Quotations and Weather Report. 7.29, Time Signal, and Report of the International Labour Office at Geneva. 7.45, "Othello" —Opera (Verdi). In the Intervals, Fashion Review for Women and Review of Art and Literature. 9.50, News and Close Down.

SCHENECTADY, Call 2XAD and 2XAF (21.96 and 31.4 metres); 30 kW.—12.0 Midnight, Phil Spitalny's Musical Programme from New York.—12.30 a.m. (Sunday), Musical Selections from the Eastman Theatre, Rochester. 1.0 a.m., Musical Programme from the Onondaga Hotel, Syracuse. 1.30 a.m., "The Bark Bench" Programme from New York. 2.0 a.m., Selections by the Adler Quartet and Contralto Solos by Sonia Essin, from New York. 2.30 a.m., "Bonnie Ladies." 3.0 a.m., "Lucky Strike" Programme

relayed from New York. 4.0 a.m., Time Signal and Dance Music from the Hotel Van Curler. 5.0 a.m. (approx.), Close Down.

STAMBOUL (1,200 metres); 5 kW.—3.30, Concert. 4.30, Market Report. 5.15, Concert of Turkish Music. 7.30, Weather Report and Time Signal. 7.40, Orchestral Concert: Overture No. 3 from Leonora (Beethoven); Violin Solo; Songs; Suite from L'Arlesienne (Bizet). 9.0, News and Close Down.

STUTTGART (379.7 metres); 4 kW.—3.35, Programme relayed from Frankfurt. 5.0, Time Signal and Weather Report. 5.15, Dr. Kümmerlen, Talk: Army Pensions. 5.45, Major Carl Lange, Talk: Danzig and German Culture. 6.15, Legal Talk by Herr L. Leibfried. 6.45, Friedrich Felger, Talk: Literature of the Great War. 7.15, Time Signal and Sports Notes. 7.30, Concert: "On the beautiful blue Danube"; Overture to The Gipsy Baron (Strauss); Poets from Austria (Fortner); Dorfschwalben aus Österreich (Strauss); Der Ländler (Bartsch); Grüss mir mein Wien (Kálmán); Das war'n Zeiten (Kálmán); Pizz Polka (Strauss); Wiener Bürger (Ziehrer); Modern Austrian Poetry (Fortner); Wien, du Stadt meiner Träume (Scezyński); Selections (Ernst Arnold), (a) Das war am alten Glacis, (b) Das Lied von der Pummelin, (c) Das Wienerlied; Waltz, Künstlerleben (Strauss); "The Farewell Supper"; Comedy (Schmitzler); The Blue Danube (Strauss); Viennese Humour (Fortner); Caprice viennois (Kreisler); Auf der Lehmgruben, da steht a alt's Haus (Strecker); Fialkerlied (Gruber); 's Lercherl von Hernald (Oscar Straus); Sei mir gut, schöne Marietta (Ernst Arnold); Das war die Mizzi von der Sandogasse (Ernst Arnold); Liebesfreud, Liebesleid (Kreisler); Duet from Josephine Gallmeyer (Kuepler); Viennese Humour (Fortner); Eine Frau wie du, die war' mein Traum (Arnold); Schön ist mein Wien (Arnold); Potpourri, Lehárana (Geiger). Followed by News and Dance Music from the Pavillon Excelsior.

TOULOUSE (Radiophonie du Midi) (389.6 metres); 8 kW.—12.45, Concert. 8.0, Exchange Quotations and News. 8.30, Recital of Argentine Songs, with Guitar Accompaniment. 8.46, Musical Selections (Ketelbey), (a) In a Persian Market, (b) In a M-mastery Garden. 8.50, "Werther"; Opera Selection (Masenet). 9.45, Waltz Selections: Donawellen (Ivanovic); Sobre las Olas (Rosas); Gold and Silver (Lehár); Waltz from Faust (Gounod). 10.0, Waltzes for Accordion, Banjo and Pianoforte: Waltz Boston from Les Millions d'Arlequin (Drigo); Venetian Skies; The Sphinx (Poppy); Réve de Fleurs (Translator). 10.15, North African News. 10.30 (approx.), Close Down.

VIENNA (517.2 metres); 15 kW.—2.15, Phototelegraphy Transmission. 3.0, Orchestral Concert. 4.45, Reading by Gustav Waldau. 5.30, Talk by Prof. Willy Schnieger. 5.45, Dr. H. Michel, Talk: Precious Stones. 6.15, "Autumn Storms on Land and Sea"; Recitative by Dr. Franz Horeh and Dora Miklosich; Songs by Robert Almassy. 7.10, Time Signal, Weather Report and News. 7.15, "Aequinoctium"; Drama in Four Acts (Ivo Vojnovic), Translation by Vida Bravacic, followed by Orchestral Concert: Overture to Die Fledermaus (Joh. Strauss); Concert Waltz (Moszkovsky); Song, Drunt' in der Lobau (Strecker); Selection from Die einzige Nacht (Stolz); Song, In Schönbrunn (Benatzky); Fox-Trot, Love and Kisses (Baker-Silver); Slow Fox-Trot, Sunshine (Irving Berlin); Original Chinese Blues (Moore); Tango, Ich hätte Dich so gerne noch einmal gesehen (Engel-Berger); Fox-Trot, Under the Moon (Snyder); Boston, So Blue (Sylva); Fox-Trot, Sweet Marie (Rose); followed by Phototelegraphy Transmission.

VILNA (435 metres); 1.5 kW.—6.15, Poem Recital from the Works of Mme. W. Niedziakowska-Lobaczewska. 6.20, Programme from Warsaw. 7.0, News. 7.30, Programme from Warsaw.

WARSAW (1,111 metres); 10 kW.—3.0, Concert of Gramophone Selections. 4.10, Talk by Prof. L. Szyzkowsky. 4.35, Talk by Prof. H. Moscicki. 5.0, Programme for Children. 6.0, Miscellaneous Items. 6.30, "Radio-Chronique," by Dr. H. Stepowski. 6.58, Time Signal. 7.0, Agricultural Report. 7.5, News. 7.30, Concert: In the Interval, Theatre Notes. 9.0, Aviation Notes and Weather Report. 9.5, News. 9.20, Police Announcements and Sports Notes. 9.30, Dance Music from the Oaza Restaurant. 10.30 (approx.), Close Down.

ZURICH (588 metres); 1 kW.—4.45, Weather Report and Exchange Quotations. 5.0, Programme of New Gramophone Records. 6.0, Chimes from the Zurich Churches. 6.17, Variety Programmes: Accordion Selections, Songs to the Lute and Humorous items. 9.0, Weather Report and News. 9.10, Gramophone Selections of Old and New Dance Music.

Programmes from Abroad.—

BARCELONA (Radio Barcelona), Call EAJ1 (344.8 metres); 1.5 kW.—11.0 a.m., Chimes relayed from the Cathedral. 11.5 a.m., Weather Report and Forecast. 1.30, Selections by the Station Trio; Gramophone Records in the Intervals. 2.45 to 5.30 (approx.), No Transmission. 5.30 (approx.), Relay of an Opera, Agricultural Market Prices and Exchange Quotations in the intervals. 8.0 to 8.20 Talks arranged by the Catalonian Institute of Agriculture at San Isidro. 8.20, Concert by the Station Orchestra. 8.40, Sports Notes and Bulletin. 9.0 (approx.), Close Down.

BERGEN (370.4 metres); 1.5 kW.—9.30 a.m., Relay of Divine Service. 11.30 a.m., Weather Report and Forecast and General News Bulletin. 4.0, Instrumental and Vocal Concert. 7.0, Concert by the Station Orchestra. 7.50, Topical Talk. 8.30, Pianoforte Recital by Margrethe Gleditsch Engebretsen: Bach's French Suite No. 3 in B Minor, (a) Allemande, (b) Sarabande, (c) First and Second Minuets, (d) Gigue. 9.0, Weather Report and Forecast, Late News Bulletin, and Time Signal. 9.15, Dance Music. 11.0 (approx.), Close Down.

BERLIN (Königswusterhausen), (1,250 metres); 40 kW.—7.55 a.m., Relay of Chimes from the Garrison Church at Potsdam. 8.0 a.m., Morning Recital and Address relayed from Voxhaus, followed by Chimes from Berlin Cathedral. 10.30 a.m. (approx.), Concert relayed from Voxhaus. 12.45, Experimental Transmission of Pictures. 3.0, Talk. 5.0, Series of Talks arranged by the "Deutsche Welle" followed by Concert or Opera. 9.15, Press News. 9.30, Selections of Dance Music. 11.30 (approx.), Close Down.

BERLIN (Voxhaus), (484 metres); 4 kW.—7.55 a.m., Relay of Church Chimes from Potsdam. 8.0 a.m., Morning Concert with Vocal and Instrumental Solos followed by Chimes from Berlin Cathedral. Address in the interval. 10.30 (approx.), Concert. 1.0, Morse Lesson for Beginners, by Hans W. Priwin. 3.0, Talk. 3.30, Recital of Music. 6.0, Talk. 7.0, Concert. 8.30 (approx.), Concert, followed by Weather Report, Late News Bulletin and Sports Notes. 9.30, Dance Music. 11.30 (approx.), Close Down.

BEZIERS (158 metres); 0.6 kW.—8.30, Sports Bulletin. 8.45, Programme of Light (Gramophone Music arranged by the Maison Reclin Pathe Records. 10.30 (approx.), Close Down.

BRESLAU (322.6 metres); 4 kW.—Programme relayed by Gleiwitz (329.7 metres).—8.15 a.m., Chimes relayed from Christ Church. 10.0 a.m., Catholic Recital of Music with Address in the Interval. 11.0 a.m., Musical Programme. 1.0, Guessing Competition. 1.10, Talk or Literary Programme. 1.35, Hints for the Chess Lover. 2.0, Stories for Children. 2.30, Talk for Farmers. 7.0, Christmas Oratorio by J. S. Bach. 9.0, Late News and Announcements. 9.30, Dance Music. 11.0 (approx.), Close Down.

BRUSSELS (508.5 metres); 1.5 kW.—5.0, Light Orchestral Music. 6.0, Children's Programme from Le Théâtre des Enfants. 6.30, Musical Programme. 7.30, La Radio-Chronique. 8.15, Concert of Orchestral Music. 10.15, Late News and Announcements. 11.0 (approx.), Close Down.

BUDAPEST (566.6 metres); 20 kW.—8.0 a.m., General News Bulletin and Beauty Notes. 9.0 a.m., Relay of Morning Service and Sermon. 11.15 a.m. (approx.), Programme of Music. 2.30, Talk for Farmers. 3.15, Concert. 6.30 (approx.), Concert or Operatic Relay. 9.30, Dance Music. 10.30 (approx.), Close Down.

COLOGNE (283 metres); 4 kW.—Programme also for Aix-la-Chapelle (400 metres), Langenberg (468.8 metres) and Münster (250 metres).—8.45 a.m., Lesson in Self Defence. 7.5 a.m., Précis in Esperanto of the Programmes of the Week. 7.15 a.m., Lute and Guitar Instruction by Olly Wirtz Koort. 7.35 a.m., Esperanto Lesson. 8.0 a.m., Sacred Recital with Address. 10.0 a.m., Talk on the German Language by Fritz Worn. 10.35 a.m. (approx.), Agricultural Talk. 12.0 Noon, Afternoon Concert. 1.30, Wireless Literary Talk. 3.30, Concert of Popular Music. 7.0, Popular Concert; in the Intervals: Der Vetter auf Besuch; Late News and Announcements, Sports Notes and Light Dance Music Programme. 11.0 (approx.), Close Down.

CORK, Call 6CK (400 metres); 1.5 kW.—8.30, Organ Recital by J. T. Horne, relayed from St. Fin Barre's Cathedral, Cork, and followed by Concert with Soloists. 11.0, National Anthem and Weather Report and Forecast. 11.15 (approx.), Close Down.

CRACOW (568 metres); 1.5 kW.—9.15 a.m. to 10.45 a.m., Morning Service relayed from a Cathedral. 10.56 a.m., Relay of Fanfare from the Church of Notre Dame, followed by Time Signal and Weather Report. 11.10 a.m., Relay from Warsaw. 1.0 and 1.20, Two Agricultural Talks. 1.40, The Farmer's Chronicle by Dr. St. Wasniewski. 2.0, Weather Report. 2.15, Concert relayed from Warsaw. 4.20, Talk. 5.0, Programme from Warsaw. 6.0 to 7.30, Transmission

SUNDAY, DECEMBER 16th.

All Times are reduced to Greenwich Mean Time and are p.m. except where otherwise stated.

arranged by the Academy of Fine Arts on the occasion of its Fiftieth Anniversary. 7.30, Concert of Instrumental Music with Vocalists. 9.0, Relay from Warsaw. 9.30, Relay of Light Music from a Restaurant. 10.30 (approx.), Close Down.

DUBLIN, Call 2RN (319.1 metres); 1.5 kW.—8.30 to 11.15 (approx.).—Programme relayed from Cork. 8.30, Organ Recital from St. Fin Barre's Cathedral, Cork, followed by Vocal and Instrumental Programme. 11.0, National Anthem and Weather Report. 11.15 (approx.), Close Down.

FRANKFURT (428.6 metres); 4 kW.—Programme relayed by Cassel (252.1 metres).—7.30 a.m. to 8.30 a.m., Morning Recital. 12.0 Noon, Report of the Wiesbaden Agricultural Institute. 7.30, Programme of Music or Literature. 8.30, Concert. 9.30 (approx.), Dance Music. 11.30 (approx.), Close Down.

HAMBURG, Call HA (in Morse) (394.7 metres); 4 kW.—Programme relayed by Bremen (272.7 metres), Hanover (297 metres), and Kiel (254.2 metres).—7.25 a.m., Time Signal. 7.30 a.m., Weather Report and Forecast followed by General News Bulletin. 7.50 a.m., Economics Talk. 8.0 a.m., The Week's Legal Notes. 10.0 a.m., Talk. 11.55 a.m., Time Signal relayed from Nauea. 12.5 (for Hamburg and Kiel); Concert. 12.5 (for Bremen); Musical Selections. 12.5 (for Hanover); Popular Gramophone Selections. 1.0, Funkhinkelmann's Programme for Children. 8.30, Transmission of the Hamburg School of Physical Culture. 6.40, Sports News. 6.55, Weather Report and Forecast. 7.0, Concert or Play. 9.30, Weather Report and Late News Bulletin followed by Programme of Light Music. 10.50 (for Hamburg, Bremen and Kiel), Weather Report for the North Sea and Baltic. 11.0 (approx.), Close Down.

HILVERSUM (1,071 metres); 5 kW.—12.10, Concert by the Station Orchestra. 2.10, Orchestral Concert. 7.40, Time Signal, News Bulletin and Sports Results. 7.55, Operatic Performance, Gounod's "Faust." 10.40 (approx.), Close Down.

HUIZEN (340.9 metres); 4 kW.—Transmits from 5.40 on 1,852 metres.—9.30 a.m., Morning Service relayed from Gorinchem (Hoogstraat), Sermon by the Rev. R. K. M. Hummelin, Minister; At the Organ: Heer O. van der Kleyn. 12.10, Musical Selections by the K.R.O. Trio. 1.10, Talk. 1.40, Talk. 2.10, Orchestral Concert. 7.10, Relay of Church Service (on 1,852 metres). 7.10, Talk. 7.50 (approx.), Orchestral Concert. 10.25, Epilogue by "Le Petit Choeur" under the direction of Mr. Jos. H. Pickers. 10.40 (approx.), Close Down.

JUAN-LES-PINS (Radio L.L.), (244 metres); 1.5 kW.—1.0 to 2.0, Concert by the Casino Municipal Orchestra and Programme for Children. 9.0, General News Bulletin. 9.15, Instrumental Concert with Soloists. 10.0, Dance Music by the Casino Orchestra. 10.30 (approx.), Close Down.

KALUNDBORG (1,153 metres); 7 kW.—Programme also for Copenhagen (337 metres).—9.0 a.m., Divine Service relayed from Copenhagen. 10.30 a.m. to 10.40 a.m., (Kalundborg only), Weather Report and Forecast from the Copenhagen Meteorological Institute. 12.0 Noon to 12.25, German Instruction under the auspices of "Radiolytteren." 12.30, Lesson in French arranged by "Radiolytteren." 2.15 (approx.), Instrumental Music. 5.50 (Kalundborg only), Weather Report and Forecast from the Meteorological Institute. 6.0, News from the Press. 6.15, Time Signal. 6.30, Talk. 7.0, Chimes relayed from the Town Hall, Copenhagen. 7.5, "Lilac Time," Musical Play in Three Acts by Dr. A. Willner and Heinz Reichert. Music by Schubert. Translated into Danish by Johannes Dam and Paul Sarauw. The Orchestra conducted by Ernst Hye-Kundsen. In the interval between Acts One and Two, Press News. 10.0, Dance Music relayed from the Palace Hotel, the Orchestra conducted by Teddy Petersen. In the Interval at 11.0, Town Hall Chimes relayed from Copenhagen. 11.30 (approx.), Close Down.

KATTOWITZ (422 metres); 10 kW.—9.15 a.m., Relay of Morning Service. 10.56 a.m., Time Signal. 11.0 a.m., Weather Report and Forecast. 11.15 a.m., Popular Concert by the Station Quartet. 1.0, Talk. 1.20 and 1.40, Two Talks for Farmers. 2.0, Weather Report. 2.15, Popular Symphony Concert relayed from Warsaw: Fantasia on Themes from the Opera "Verbum Nobile" (Moniuszko) by the Orchestra of

the Warsaw Philharmonic conducted by C. Wilkomirski. 5.0, Programme of Music. 6.0, Announcements. 6.20, Professor St. Ligon in Humorous Selections. 6.58, Time Signal. 7.0, Talk. 7.30, Concert. 9.0, Weather Report and Forecast, News from the Press and Sports Results. 9.30, Dance Music. 10.30 (approx.), Close Down.

KAUNAS (2,000 metres); 7 kW.—2.30, Programme for Children. 4.0, Talk by J. Ardickas on Economics and Life. 7.0, Concert by the "Aidas" Orchestra. Waltz, "Loin du bal" (Gilbert). 9.30 (approx.), Close Down.

KÖNIGSBERG (303 metres); 4 kW.—Programme relayed by Danzig (272.7 metres).—8.0 a.m., Recital of Music, including Choral and Instrumental Solos and Address. 10.10 a.m. (approx.), Morning Concert with Soloists. 11.55 a.m., Relay of Time Signal from Nauen, followed by Weather Report and Forecast. 7.10, "La Chaste Suzanne," Operetta in Three Acts by Georg Okonkowsky. Music by J. Gilbert. Performance under the direction of Josef Christean Musical Director: Hugo Leyendecker. 9.15, Late News Bulletin and Sports Results. 9.30, Dance Music. 11.0 (approx.), Close Down.

LAHTI (1,522.8 metres); 35 kW.—Programme also for Helsinki (375 metres).—8.0 a.m., Relay of Sacred Service. 9.50 a.m., News from the Press. 10.5 a.m., Concert. 10.50 a.m., Weather Report and Time Signal. 11.0 a.m., Relay of Church Service in Swedish. 3.0, Concert by the Station Orchestra. 4.57, Time Signal and Weather Report and Forecast. 5.10, Concert by the Station Orchestra. Songs of Finland by Pahlman. 7.0, Concert. 7.45, General News Bulletin given in Finnish followed by News in Swedish. 8.30 (approx.), Close Down.

LANGENBERG (468.8 metres); 20 kW.—Programme also for Aix-la-Chapelle (400 metres), Cologne (283 metres) and Münster (250 metres).—8.45 a.m., Lesson in the Art of Self-Defence by Dr. Ludwig Bach. 7.15, a.m., Alfred Dormans; Review in Esperanto of the Programmes of the Week. 7.15 a.m., Lute and Guitar Lesson. 7.35 a.m. to 7.55 a.m., Esperanto Lesson. 8.0 a.m., Trinity Church Chimes. 8.5 a.m., Catholic Festival with Musical Items and Address. 10.0 a.m., Philological Talk by Fritz Worn. 10.35 a.m. (approx.), Agricultural Talk. 12.0 Noon, Afternoon Concert. 1.30, Talk: Wireless and Literature. 3.30, Concert of Orchestral Music. 6.35 (approx.), Sports Notes. 7.0, Popular Concert. Late News Bulletin, Sports Results and Notes and Programme of Light Music. 11.0 (approx.), Close Down.

LEIPZIG (385.8 metres); 4 kW.—Programme relayed by Dresden (275.2 metres).—7.30 a.m., Relay of Organ Recital. 8.0 a.m., Vocal and Instrumental Programme. 10.0 a.m., Talk. 10.30 a.m., Talk. 11.0 a.m., Instrumental Concert. 12.0 Noon, and 12.30, Agricultural Talks. 1.0, News from the Foreign Press and Review of the Events Abroad. 1.45, Talk. 3.0, Musical or Literary Programme. 4.0, Concert. 5.30, Talk. 6.30, Concert or Play. 8.0, Comedy by Prosper Merimee, produced by Hans Peter Schmiedel. 9.0, Sports Results. 9.30, Dance Music relayed from Berlin. 11.30 (approx.), Close Down.

LYONS (Radio Lyon) (291 metres); 1.5 kW.—7.30, Le Journal Parlé with General News Bulletin, News from the Press and Miscellaneous Announcements. 8.0, Instrumental Concert: Pianoforte Solos by Madame Ducharme; Violin Solos by M. Camand; and Cello Solos by M. Testanière; L'Invitation au Voyage (Charpentier). 9.0 (approx.), Close Down.

MADRID (Union Radio), Call EAJ7 (434.8 metres); 1.5 kW.—Programme relayed by Salamanca (EAJ 22) (405 metres).—11.30 a.m., Concert by the Municipal Band from El Retiro. Conductor: Maestro Vila. 2.0, Chimes and Time Signal. 2.5, Concert of Popular Music by the Station Orchestra with the collaboration of Celso Diaz (violinist); Interlude by Luis Medina; Liebesfreud (Kreisler). 3.30 to 7.0, No Transmission. 7.0, Chimes. 7.5, Selections by the Station Sextet. 8.0, Dance Music Selections by the Palermo Orchestra from the Alkazar. 8.30, to 10.0, No Transmission. 10.0, Chimes and Time Signal. 10.5, Regimental Band Concert. 12.0 Midnight, Chimes followed by Dance Music Programme by the Palermo Orchestra relayed from the Alkazar. 12.30 a.m. (approx.) (Monday), Close Down.

MILAN, 1MI (549 metres); 7 kW.—8.0 a.m., Opening Signal and Lesson in English. 9.30 a.m. to 10.15 a.m., Vocal and Instrumental Recital of Sacred Music. 11.30 a.m., Time Signal. 11.35 a.m., Concert by the Station Quartet. 12.30 to 3.0, No Transmission. 3.0, Opening Signal. 3.5, Concert by the Station Quintet. 4.15, Concert by the Tzigane Orchestra at the Fiaschetteria Toscana. 5.0 to 6.55, No Transmission. 6.55, Opening Signal. 7.0, News and Announcements. 7.15, Talk by C. A. Bianche. 7.25, Sports News. 7.30, Time Signal. 7.35, "The Pearl-fishers," Opera by Bizet; At end of Act Two, Sports Notes and News from the Stefani Agency. 10.30 (approx.), Close Down.

Programmes from Abroad.—

MOTALA (1,380 metres); 30 kW.—Programme also for Stockholm (454.5 metres), Boden (1,190 metres), Göteborg (416.5 metres), Malmö (260.9 metres), Östersund (720 metres) and Sundsvall (545.6 metres).—10.0 a.m., Relay of Divine Service from a Stockholm Church. 4.55, Carillon relayed from the Town Hall at Stockholm. 6.15, Talk on "The Poet Viktor Rydberg," followed by Centenary Programme in his memory. 8.15, Late News Bulletin and Weather Report and Forecast. 10.0 (approx.), Close Down.

MUNICH (535.7 metres); 4 kW.—Programme relayed by Augsburg (566 metres), Kaiserlautern (277.8 metres) and Nuremberg (241.9 metres).—10.0 a.m., Relay of Chimes from the Munich Town Hall. 10.10 a.m., The Bavarian Wireless Weather Chart. 12.0 Noon, Time Signal, Weather Report and Forecast and Programme Announcements. 2.0, Musical Programme. 7.0, Concert. 9.0, Concert of Orchestral Music. In the interval at 9.20, Late News Bulletin. 10.30 (approx.), Close Down.

NAPLES, Call INA (333.3 metres); 1.5 kW.—8.0 a.m., Lesson in French. 9.0 a.m., Sacred Recital. 8.45, Children's Corner. 4.0, Vocal and Instrumental Concert. 4.30, Time Signal. 7.30, News. 7.50, Report of the Naples Harbour Authorities. 8.0, Time Signal. 8.02, Concert by the Station Orchestra with Vocalists: "Ambo nati in questa valle," from Linda di Chamounix, by Donizetti, Baritone Solo by Raff. Aulicino, accompanied by the Orchestra. 9.0, Sports Results. 9.55, Calendar and Programme Announcements. 10.0 (approx.), Close Down.

OSLO (461.5 metres); 1.5 kW.—Programme relayed by Fredrikstad (434.8 metres), Hamar (555.6 metres), Notodden (411 metres), Porsgränd (300 metres), Ejukan (448 metres).—9.50 a.m., Carillon. 10.0 a.m., Divine Service relayed from St. Saviour's Church. 6.15, Weather Report and Forecast and Press News. 7.0, Time Signal. 8.15 (approx.), Recital of Music. 8.30, Weather Report and News from the Press. 8.45, Topical Talk by a Journalist. 9.15 (approx.), Dance Music relayed from the Hotel Bristol. 11.30 (approx.), Close Down.

PARIS (Ecole Supérieure), Call FPIT (458 metres); 0.5 kW.—Programme relayed at intervals by the following stations: Bordeaux PTT (275 metres), Eiffel Tower (2,650 metres), Grenoble (416 metres), Lille (264 metres), Limoges (285 metres), Lyons PTT (480 metres), Marseilles (303 metres), Rennes (280 metres), Toulouse PTT (260 metres).—8.0 a.m., News Bulletin and Time Signal. 9.25 a.m., International Time Signal and Weather Report. 12.0 Noon, Concert. 1.0, "Le Journal de France Economique." 1.30, Concert organised by the General Association of French Wireless Listeners. Ballet Music from "Sylvia" (Delibes). 2.30, Symphony Concert arranged by the Paris paper "Le Journal." 4.0, Pasdeloup Symphony Concert by M. Rhené-Baton and relayed from the Champs Elysées. 6.30, "Le Radio Journal de France." 8.15, Sports Talk. 8.30, Orchestral Concert. 10.30 (approx.), Dance Music relayed from the Coliseum de Paris. 12.0 Midnight (approx.), Close Down.

PARIS (Eiffel Tower), Call FL (2,650 metres); 5 kW.—7.56 a.m., Time Signal on 32.5 metres. 9.26 a.m., Time Signal on 2,650 metres. 6.0, Relay of Pasdeloup Concert. 7.10 to 7.20, Weather Report and Forecast. 7.30, "Le Journal Parlé par T.S.F." The Day's Sporting News with Racing Results from "Paris Sport." 7.56, Time Signal on 32.5 metres. 8.0 to 9.0, Vocal and Instrumental Concert. 10.26, Time Signal on 2,650 metres. 11.15 (approx.), Close Down.

PARIS (Petit Parisien), (340.9 metres); 0.5 kW.—8.45, Popular Gramophone Selections. 8.50, Talk. 8.55, News from the Press. 9.0, Concert with Items by well-known artistes from the Paris Opera and the Opéra-Comique. 9.25, General News Bulletin. 9.30, Symphony Concert—Conductor: Professor Estlye, of the Paris Conservatoire: Finale from the Spanish Symphony for Violin and Orchestra (Lalo); Violinist: M. Bellanger, of the "Concerts Colonne" and the Conservatoire Concert Society. 10.0, Late News Bulletin. 10.15, Concert of Orchestral Music. 11.0 (approx.), Close Down.

PARIS (Radio L.L.), (370); 1 kW.—12.30, Radio Liberté Transmission. General News Bulletin, followed by Concert of Instrumental and Vocal Music by the Charles Serings Trio. 1.0, Carillon de Fontenay. 8.0, Popular Dance Music. 9.0, Vocal and Instrumental Concert. 10.0, Carillon de Fontenay. 10.15 (approx.), Close Down.

PARIS (Radio Paris), Call CFR (1,750 metres); 6 kW.—8.0 a.m., General News Bulletin and Press News. 8.30 a.m., Physical Culture Instruction by Dr. Diffre. 12.0 Noon, Religious Address, followed by Recital of Sacred Music arranged by "La Vie Catholique." 12.30 News from the Press. 12.45, Concert by the Albert Locatelli Orchestra with selection by Bibboquet in the interval. 4.30 Concert of Gramophone Music arranged by "L'Industrie Musicale." In the interval: Press News. 6.45, Gramophone Records. 7.30,

Sunday, December 16th.

All Times are reduced to Greenwich Mean Time and are p.m. except where otherwise stated.

Press News. 7.45, The Radio-Paris Circus. 8.15, Symphony Concert by the Station Orchestra, conducted by M. Eugène Bigot. In the intervals: News from the Evening Papers and Late News Bulletin. 10.30 (approx.), Close Down.

PITTSBURGH, Call KDKA (63 and 27 metres); 25 kW.—4.0, Sessions Glock Chimes, followed by Relay of Church Service. 6.30, Programme arranged by the Whitehouse Coffee Company, relayed from New York. 7.0, "Roxy's Stroll," Programme from WJZ, New York. 9.45, Relay of Service from the Shady-side Presbyterian Church, with Sermon by the Minister, the Rev. Hugh Thomson Kerr. 11.0, Programme of Orchestral Music. 11.30, Concert by the Whittall Anglo-Persians, from New York. 12.0 Midnight, Sessions Glock Chimes, followed by Relay of Service from the Calvary Episcopal Church at Pittsburgh. Sermon by the Minister, the Rev. E. J. Van Etten. 1.0 a.m. (Monday), Musical Programme from the National Broadcasting Company, New York. 1.15 a.m., Collier's Radio Hour from New York. 2.15 a.m., Concert by the Utica Jubilee Singers relayed from WJZ, New York. 2.45 a.m., El Tango Romantico relayed from New York. 3.15 a.m., Longine Time. 3.30 a.m. (approx.), Close Down.

POSEN (344.8 metres); 1.5 kW.—9.15 a.m. to 10.45 a.m., Relay of Morning Service and Sermon. 11.0 a.m., Time Signal. 11.05 a.m. and 11.30 a.m., Two Talks for Farmers. 2.15, Symphony Concert relayed from Warsaw. 4.20, Talk. 4.50, Talk. 7.30, Violin Recital by M. Edmond Gizejewski. (At the Piano: Professor Francois Lukasiewicz): Two Gavottes by Rameau and Martini. 8.30, Musical Programme. 9.0, Time Signal. 9.5, Variety Items. 9.20, General News Bulletin. 10.0, Light Music. 11.0 (approx.), Close Down.

PRAGUE (248.9 metres); 5 kW.—8.0 a.m., Sacred Recital. 10.0 a.m., Concert. 12.05, Talk on an Industrial Subject. 3.30, Concert. 4.30, Workers' Transmission. 5.0, Programme for German Listeners. 5.30, Sports Talk. 6.0, Concert or Play. 9.0, Time Signal and Late News Bulletin. 9.20, Light Musical Selections. 10.15 (approx.), Close Down.

RABAT, Call PTT (416 metres); 2 kW.—12.30 to 2.0, The Radio Maroc Orchestra in a Programme of Light Music. 4.0 to 5.0, Concert by a Military Band. 8.15, "Le Journal Parlé" for Arab Listeners. 8.20, News Bulletin and Announcements. 8.30, Orchestral Concert. 10.30, Dance Music, relayed from the "Chauvière de Rabat." 11.0 (approx.), Close Down.

RIGA (524.3 metres); 4 kW.—8.0 a.m., Relay of Church Service in German. 9.15 a.m., Sacred Service (in Latvian) relayed from the Mara Church. 12.0 Noon, Songs and Music for Children. 3.0, Concert by the Riga Wireless Orchestra (Conductor, Arved Parups). 4.0, Programme of Talks. 6.0, Concert. 8.0, Weather Report. 9.0, Musical Selections, relayed from the Café de l'Opéra. 10.0 (approx.), Close Down.

ROME, Call IRO (447.8 metres); 3 kW.—8.30 a.m., Opening Signal, followed by Lesson in German. 9.0 a.m., Vocal and Instrumental Concert. 9.45 a.m. to 12.0 Noon, No Transmission. 12.0 Noon, Opening Signal. 12.5 to 1.0, Concert by the Station Trio. 1.0 to 4.0, No Transmission. 4.0, Opening Signal. 4.5 to 5.30, Variety Concert. 7.10, Talk for Farmers. 7.15, Sports Notes and News from the Stefani Agency. 7.29, Time Signal. 7.31, Talk. 7.45, Concert by the Grand-Symphony Orchestra: Concerto in D Major for Violin with Orchestral Accompaniment (Paganini); Violinist, Maria d'Alba. 9.50, Late News Bulletin. 10.0 (approx.), Close Down.

SAN SEBASTIAN (Union Radio), Call EAJ8 (400 metres); 0.5 kW.—10.0, Concert by the Grand Casino Orchestra. 12.0 Midnight (approx.), Close Down.

SCHENECTADY, Call 2XAD and 2XAF (21.96 and 31.4 metres); 30 kW.—3.30 (approx.), Relay of Church Service. 8.30, Recital of Organ Music by Elmer A. Tidmarsh, relayed from the Union College Memorial Chapel at Schenectady, N.Y. 9.0, Dr. S. Parkes Cadman's Talk for Arc, relayed from New York. 10.30, Violin Recital by Araden Birkenholz, relayed from New York. 11.0, The American Legion Band Half Hour, relayed from Boston, Mass. 11.30, Acousticon Programme from New York. 12.0 Midnight, The Old Company's Programme, relayed from New York. 12.30 a.m. (Monday), Relay from the Capitol Theatre, New York. 2.0 a.m.; Talk on the American Govern-

ment, relayed from Washington, D.C. 2.15 a.m., Atwater Kent Hour, relayed from New York. 3.15 a.m., Correct Time. 3.17 a.m., Relay of Grand Opera from New York, followed by Television Signals. 4.30 a.m. (approx.), Close Down.

SEVILLE (Union Radio), Call EAJ5 (375 metres); 2 kW.—2.0 to 3.0, Concert by the Station Orchestra and Gramophone Records. 9.30, Orchestral Concert of Music by Spanish Composers. 11.0, Flamenco Songs and Popular Dance Music. 11.30 (approx.), Close Down.

STAMBOUL (1,200 metres); 5 kW.—3.30, Concert. 4.30, Stock Exchange and Prices of Cereals. 5.15, Concert of Turkish Music. 7.30, Weather Report and Forecast, followed by Time Signal. 7.40, Talk on the History of Music. 8.0, Concert by the Station Orchestra. 9.0, Late News Bulletin. 9.30 (approx.), Close Down.

STUTTGART (379.7 metres); 4 kW.—Programme relayed by Freiburg (577 metres).—10.15 a.m. (approx.), Vocal and Instrumental Concert. 11.0 a.m., Orchestral Concert followed by Gramophone Records. 1.0, Programme for Children. 2.0, Talk or Reading. 3.0 (approx.), Concert. 7.15 (approx.), Concert or Opera followed by Late News Bulletin and Sports News. 10.30 (approx.), Close Down.

TOULOUSE (Radiophonie du Midi) (389.8 metres); 8 kW.—12.30, Meteorological Report and Local Market Prices. 12.45, Programme of Instrumental Music. 1.0, Correct Time. 1.5, Concert (continued). 1.45, News Bulletin. 8.0, Market Prices and Stock Exchange Quotations from Paris. 8.15, News from the Parisian Newspapers. 8.30, Concert of Instrumental Music. 9.0, Time Signal. 9.15, Concert (continued). 10.5, Ten Minutes of Dance Music: West End Blues (Oliver). 10.15, "Le Journal sans papier" with News from North Africa and Late News Bulletin. 10.30 (approx.), Close Down.

VIENNA (517.2 metres); 15 kW.—Programme relayed by Graz (357.1 metres), Innsbruck (294.1 metres), Klagenfurt (272.7 metres), and Linz (254.2 metres).—9.20 a.m., Musical Recital. 10.0 a.m., Concert by the Vienna Symphony Orchestra and Soloists. 3.0, Concert of Orchestral Music. 6.30, Relay from the Opera House, followed by Concert of Orchestral Selections and Experimental Transmission of Pictures. 10.15 (approx.), Close Down.

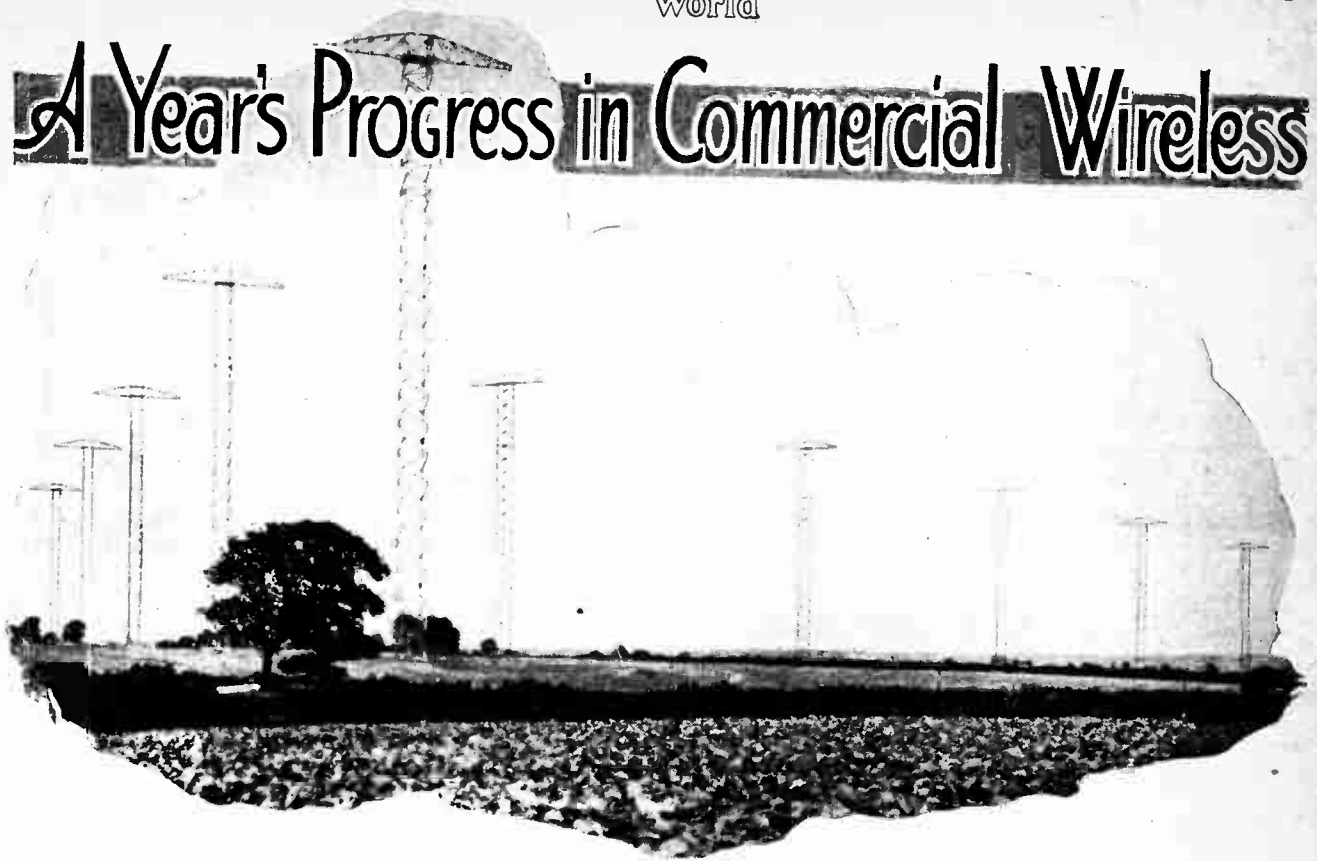
VILNA (435 metres); 1.5 kW.—9.15 a.m. to 10.45 a.m., Relay of Cathedral Service. 10.56 a.m. to 4.20, Programme relayed from Warsaw. 10.56 a.m., Time Signal. 11.0 a.m., General News Bulletin. 11.10 a.m., Symphony Concert of the "Philharmonie de Varsovie," devoted to the Works of French and Italian Composers. Intermezzo from the Opera "Cavalleria Rusticana" (Mascagni) rendered by the Orchestra under the direction of J. Oziminski. 1.0 to 2.0, Three Talks for Farmers. 2.15, Orchestral Concert. 5.0, Musical Selections. 6.45, General News Bulletin and Time Signal. 7.0 to 10.30, Programme relayed from Warsaw. 7.0, Talk. 7.30, Concert. 9.0, Aviation Report and Weather Forecast. 9.5, General News Bulletin. 9.20, Sports News and Police Notes. 9.30, Dance Music relayed from the "Oaza" Restaurant, Warsaw. 10.30 (approx.), Close Down.

WARSAW (1,111 metres); 10 kW.—9.15 a.m. to 10.45 a.m., Relay of Cathedral Service. 10.56 a.m., Time Signal. 11.0 a.m., Aviation Route Report and Weather Forecast. 11.10 a.m., Symphony Concert from the "Philharmonie de Varsovie." 1.0 to 2.0, Three Agricultural Talks. 2.0, Weather Report and Forecast. 2.15, Symphony Concert. 4.20, Talk. 4.45, Aviation Talk. 5.0, Popular Concert. 6.0, Variety Items. 6.20, Talk. 6.45, General News Bulletin and Time Signal. 7.0, Talk by C. Jablonowski: Diversissements intellectuels. 7.30, Concert by the Polskie Radio Orchestra, conducted by J. Oziminski: Overture to the Opera "Ruslan and Ludmilla" by Glinka. 9.0, Aviation Report and Weather Report and Forecast. 9.5, News from the Polish Telegraph Agency. 9.20, Police and Sports News. 9.30, Dance Music by the Orchestra at the "Oaza" Restaurant, Conductor: W. Roszkowski. 10.30 (approx.), Close Down.

ZAGREB (309.2 metres); 0.7 kW.—10.0 a.m., Symphony Concert by the Croatian Philharmonic Orchestra: Balkausphonia (Josip Slavenski). 4.0, Dance Music Programme relayed from the Club-Cabaret. 6.45, Wireless Notes. 7.0, Opera Relay from the National Theatre, Zagreb. In the intervals: News and Announcements and Weather Forecast. 10.0 (approx.), Close Down.

ZÜRICH (538 metres); 1 kW.—10.0 a.m., Concert relayed from the Capitol Theatre. 11.0 a.m., Weather Report and Forecast. 11.30 a.m., Programme by the Zürich Station Orchestra. 3.0, Concert by the Castellano Orchestra at the Carlton Elite Hotel. 6.30, Time Signal. 6.33, Protestant Address. 7.0, Programme relayed from Basle. Recital of Music at St. Martin's Church. 9.0, Weather Report, Late News Bulletin and News from the Neue Züricher Zeitung. 9.30 (approx.), Close Down.

A Year's Progress in Commercial Wireless



Automatic S.O.S., Position Finding, Less Jamming of Broadcast, Beam Telephony.

By LIEUT.-COLONEL CHETWODE CRAWLEY, M.I.E.E.

THE advances made in all branches of wireless communication during the past year have been quite as extensive, though perhaps rather less spectacular, than in recent years. In fact, the technical side of wireless has now reached a stage where it has time to pause a little and consolidate its position. Of course, the days of "hit or miss" are long past, but the advent of short waves three years ago did have the effect of throwing into the melting-pot many problems which then seemed to have been solved, and it is only during this last year that we have sailed into less troubled waters. But the pause will be short-lived, many new avenues of advance are opening up, and it will not be long before the melting-pot is in use again for facsimile transmission and short-wave telephony. Later on, we shall be asked to struggle with television, and even, perhaps, the distribution of power by wireless; but we must check these alluring visions and come to the more prosaic attainments of 1928.

The International Convention.

In the autumn of 1927 an International Radiotelegraph Conference was held in Washington, and the resulting International Convention was promulgated in the early part of last year. This Convention, which came into force on January 1st this year, supplants the Convention

of 1912. Usually there is a new Convention every five years, but since 1912 it had been found impracticable to arrange for an international radio conference until 1927, although the urgent need for such a conference was apparent to anyone interested in wireless communications.


The 1912 Convention had dealt only with regulations governing the communication of ships with one another and with the shore, as at that time the use of wireless was practically confined to such communication. Now, of course, the situation is quite different, and the new Convention, besides overhauling the old ship and shore regulations, lays down regulations for governing point-to-point communications, aircraft services, broadcasting, and amateur working. As all wireless communication is conducted by means of waves in the ether, it is essential, if interference is to be avoided, that the various services should be confined to definite wavelengths, and this international allocation of waves was the most important, and, indeed, the most difficult, work with which the conference had to deal. The Convention now lays down, for all the different services, definite bands of waves, from 5 to 30,000 metres, some of these bands being exclusively confined to a particular service, others being allocated to two or more services in cases where mutual interference is unlikely, or at any rate is not of great importance.

A Year's Progress in Commercial Wireless.—

In actual practice much of the spirit of the new regulations was already in being as a result of the advances made in wireless technique since the 1912 Convention, and during the last year most of the letter of the new regulations has already been put into operation.

Automatic Distress Signal

The most important advance in maritime signalling during the year has been the fitting of British ships with automatic apparatus for receiving the alarm signal. This



Directional aerial receiving equipment installed at a coast station so that ship direction and location can be determined. (Portpatrick station.)

signal consists of a series of twelve dashes sent in one minute, the duration of each dash being four seconds, and the duration of each space between two dashes, one second. It is used solely to announce that the distress signal is about to follow, and, when received on the special automatic apparatus, it actuates an electric circuit so as to ring a bell which calls the operator to the instruments. British ships are, as a rule, allowed to reduce their operating staff if they are fitted with this apparatus, and there are now nearly 800 ships so fitted. This alarm signal, and the use of automatic receivers, have been recognised in the new International Convention, but up to the present such apparatus has been fitted only in British ships. It has not been laid down internationally that the distress signal must be preceded by the alarm signal, but it is now well known

that if the latter is omitted the former may be missed by British ships within range, and in consequence it is becoming general to use both signals.

The advantage of having directional receiving apparatus in ships has become more appreciated by ship-owners during the last year. With this apparatus a ship is able to obtain its bearing from any station or ship fitted with wireless, and in addition wireless beacon stations are being erected at various places all over the world for the purpose of allowing ships which are equipped with directional receivers to obtain bearings from these beacons. The percentage of British ships fitted with directional receivers compared with the total number of British ships fitted with wireless has increased during the year to about 17 per cent.

The design of ships' apparatus has tended towards the introduction of interrupted continuous wave apparatus in place of spark apparatus, as it is laid down in the new Convention that ships equipped after the 1st of January, 1930, must be fitted with continuous-wave transmitters, except in the case of very small installations. This regulation will tend to reduce interference in maritime signalling generally, and especially the interference caused by such signalling to the reception of broadcasting programmes in coastal areas, as continuous-wave transmission, being more sharply tuned than spark transmission, causes less interference. Broadcast listeners have indeed been well looked after by the new Convention, as broadcasting stations have been given bands of waves which cannot be used by other services. Two waves which have hitherto been used by ships—the 300-metre wave and the 450-metre wave—are not to be so used in future in regions where they might interfere with the reception of broadcast programmes.

Similar regulations have been laid down for the coast stations which work with ships, and during the year several of our coast stations have had their spark installations replaced by interrupted continuous-wave sets.

The policy of fitting our coast stations with directional receivers, so that they may be able to give a ship its bearing from the station, has been continued, and about 8,000 bearings have been given during the year. But ships which are themselves fitted with directional receivers often require to obtain a bearing for navigational purposes from places where no coast stations are established, and during the year a considerable advance has been made in providing wireless beacon stations for this purpose. Six of these stations are now in operation at suitable points round the coasts of the British Islands, and several more are in hand. In a few cases submarine sound signals are emitted from the station at the same time as the wireless signals, so that ships fitted with the necessary apparatus can obtain, not only a bearing, but also their position, by noting the difference in time between the reception of the wireless and the sound signals.

The results of extensive experimental work on directional wireless carried out by the Radio Research Board during the last five years has been published. It was found that the bearings of transmitting stations by day were reliable to an extreme error of four degrees, the great majority of readings being correct to within two



You needn't dress to fox-trot to the strains of the *New Amplion Speaker*, but the startling actuality of its reproduction gives you that happy, carefree dance floor feeling from the moment the B.B.C. goes over for dance music. You're there—amongst the revellers. Your drawing room has become the dance room of a great London hotel. And your impromptu dance has all the flair of a dress suit and best frock occasion.

Dancing to your *New Amplion* this Christmas will be the greatest fun your friends can enjoy. The only snags are that you won't be able to keep them away from your house and they'll stay till the twelfth stroke of Big Ben. Hospitable sir, you won't mind that! The satisfaction you will have in the possession of a glorious-toned *New Amplion* will add to the pleasures and adequately compensate for the penalties of being a perfect host.

The *New Amplion* Speakers in Handsome Cabinets of Oak or Mahogany range in price from £9 10 0 to £42 0 0. Chassis only, £6 and £8.

The *Amplion* Radio Gramophone in Oak £58 12 6... in Mahogany £63 12 6, including Royalties.

Amplion Standard Speakers, Cone and Horn Types, 52/6 to £5. Junior Models, 35/- to £3 3 0.



Catalogue from all Radio Dealers or from Graham *Amplion* Limited.

London: 25/26, Savile Row,
W.1. Manchester: 10, Whitworth Street West. Glasgow: 6/8, West George Street.
Works: Slough.

AMPLION



Christmas Presents



THE B.T.H. DE LUXE EQUIPMENT

This is the last word in high-class radio equipment and consists of Receiver and R.K. Reproducer, both operated from the mains. Two stages of screened-grid H.F. amplification are employed. The output stage is coupled to the R.K. Reproducer Amplifier. The equipment is supplied for 200/250 and 100/125v. 2/530 or 40/100 cycle A.C. supply or 200/250v. D.C. supply. There are two tuning ranges, controlled by a switch, covering 250/500m. and 1000/2000m. Extremely long range reception is obtainable. Provision is made for employing an electrical pick-up.

PRICE: £110 including valves and royalties.

B.T.H. RADIO

3150.

Mention of "The Wireless World," when writing to advertisers, will ensure prompt attention.

of pre-eminent Value

THE instrument illustrated in the panel will appeal to all as the very finest radio Christmas present it is possible to give or receive.

It is a 5-stage completely mains operated receiver with the world-famous R-K reproducer fitted in the cabinet.

The B.T.H. Range of radio apparatus is listed on this page. There are gifts ranging in price from 10'6 to £110. All are of the very finest quality and workmanship, fully up to the high standard implied by the B.T.H. monogram.


Select your gift this Christmas from this new and wonderful range. Such a gift is sure to please and will reflect the sound judgment and good sense of the donor.

Ask your dealer to-day for full particulars of any or all of the items illustrated.

The Range of B. T. H. Apparatus

Pijou Crystal Receiver.
Two Stage Receiver.
Three Stage Receiver.
Five Stage Receiver.
De Luxe Equipment.
Portable Receiver.
Cone Loud Speaker.
Type C? Horn Speaker.
R.K. Moving Coil Reproducer Unit.
Junior R. K. Reproducer (A.C. & D.C.) Table Grand and De Luxe Models.
Senior R.K. Reproducer.
5 m.a. H.T. Battery Eliminator.
10 m.a. H.T. Battery Eliminator.
Junior R.K. Eliminator (A.C. & D.C. Models).
Pick-up Amplifier, Scratch Filter and Volume Control.
Junior R.K. Amplifier (without R.K. Unit).
Pick-up and Tone Arm.
Electric Gramophone Motor.
Two Stage Unit.
Tungar Trickle Charger.
Power Control Switch.
Headphones.
Transformers.
R.C.C. Units.
Etc., Etc.

In addition, an extensive range of the new Mazda Nickel Filament valves covering every requirement of the 2, 4, and 6 volt user.



APPARATUS

The British Thomson-Houston Co., Ltd., Crown House, Aldwych, London.WC.2.

Advertisements for "The Wireless World" are only accepted from firms we believe to be thoroughly reliable.

BATTERIES OUT! CLARKE'S "ATLAS" IN!



Model A.C. 50
For Alternating Current 200/250 Volts. 30/120 Cycles. Provides 2 fixed tapings — one 120 volts and the other, which is for output, 200 volts. There are two variable tapings of 0 to 180 volts. Has no valves to burn out, Westinghouse Patent Metal Rectifier being incorporated. Max. Output 50 m/A. Price £12. 17. 6 including Royalty.



Model D.C. 18
The popular model for Direct Current 200/250 volts. Provides sufficient H.T. Current for any 3 valve set and most 4 valve sets. Max. Output 15 m/A. Price £1. 17. 6



Model D.C. 10
For Direct Current 200/250 volts. A popular and refined model giving fixed voltage of 120 volts and varying voltage of 0/100 volts. Maximum Output 20 m/A. Price £3. 15. 0



Model A.C. 18
For Alternating Current 200/250 volts, 30/120 Cycles. This model is particularly suitable for use with the Cossor "Melody Maker" and Mulard Master 3 sets. Max. Output on Half Wave Rectification 15 m/A; 20/25 m/A on Full Wave Rectification. Price £4. 17. 6, including one Half Wave Rectifying Valve and Royalty. 7/6 extra for Full Wave Rectifying Valve.

REPLACE your H.T. Batteries (which are the source of nearly all Radio troubles) with an "ATLAS" Battery Eliminator. Your worries will be banished for ever. The first cost is practically the only cost as the current consumed is negligible. A shilling a year covers upkeep.

Clarke's "Atlas" Battery Eliminators bring continuous and unwavering current to your set—you just plug into the Electric Lighting System—flick the switch and you have better reception than ever.

All models comply with the Institute of Electrical Engineers Regulations and are fully covered by the "Atlas" guarantee. They incorporate the Series Anode Feed System—first used by us years ago. All Hum from Mains and Motor Boating is obviated.

The Ideal Xmas Present for yourself or Radio friends

Send for beautifully illustrated Brochure No. 32, which gives full Range and particulars of all "Atlas" Eliminators, from the Sole Makers:

H. CLARKE & CO. (M/CR.) Ltd.
"ATLAS" WORKS,
OLD TRAFFORD, MANCHESTER.


A Year's Progress in Commercial Wireless.—

degrees. During darkness results were far more erratic, but, fortunately for ships' navigation, these variable errors were not encountered up to a range of about one hundred miles when the transmission was entirely over sea. These results of the Radio Research Board's experiments are confirmed by observations made in various countries throughout the world.


In addition to the work carried out at the coast stations there is a large volume of telegraph traffic conducted with passenger ships at long ranges through a Post Office medium-power station. A new, up-to-date transmitting station for this purpose was opened during the year at Portishead to replace the one at Devizes which had been in use since the war. The receiving and operating station remains as before at Burnham-on-Sea, but the whole service has been extended, and a long-range, short-wave service is now available in addition to the improved long-wave service. Nearly one and a half million words were dealt with at this station during the year.

Short Waves for Ships.

Technical difficulties have arisen in adapting short-wave installations to ship conditions, and so far only a few ships have been fitted. Great ranges are often obtained; for instance, Portishead is frequently in good communication with ships in the South Atlantic and the Indian Ocean, but the communication cannot yet be considered as reliable. However, the work carried out during the year may be taken as proving that a great future is in store for short-wave communication with ships. When at last this comes to its own, no ship need ever be out of direct touch with any country, but



Ship's direction-finding aerial.



Control panel of transatlantic telephony equipment at Rugby.

we have some way to go yet before that is a practical proposition.

During the year, wireless telephony has been fitted in a few fishing fleets, and, as an experiment, in a few large passenger ships. In some of the fishing fleets it has proved useful, but otherwise it has made little advance in maritime signalling. A set for working with ships has been installed in the coast station at the Humber.

Marine Telephony.

The obstacles in the way of wide adoption are that telephony causes more interference than telegraphy, for equal power the range obtainable is less, the difficulties of technical maintenance are about the same for the two systems, and telephony presents language difficulties which are not present in telegraphy. But, on the other hand, the supreme advantage of conversation between individuals on ship and shore, as compared with telegraphic communication, must eventually overcome the difficulties which at present loom so large.

A Year's Progress in Commercial Wireless.—

The advantage of having wireless equipment in aircraft has been made more apparent this last year than ever before, for the simple reason that more aircraft have been flying. The disadvantages remain as before, weight and difficulty of operating, but it is only a matter of time before a way round is found and it becomes acknowledged that wireless equipment is an essential part of the machine.



High-speed signalling keys at the Northolt station.

The new equipment at Croydon aerodrome has been brought into action during the year. The four transmitters are at Mitcham, a couple of miles distant, operation and reception being carried out at the aerodrome at Croydon. Directional apparatus is fitted, and the process of finding the position of an aircraft takes less than a minute. Simultaneous bearings are taken from Croydon, Pulham, and Lympnc, the intersection of the bearings giving the position of the machine in flight.

Beam Telephone Possibilities.

Developments in point-to-point wireless communication have centred on short-wave working, but very few long-range commercial services are yet in operation so far as telephony is concerned. The most notable of these telephone services is that opened by the Post Office last summer between this country and America, as an auxiliary to the long-wave service which has been in operation for some time.


There is no doubt, however, that we are on the eve of full commercial application of short-wave telephony for communication over great distances, but 1928 cannot be registered as the year when this result was achieved.

The main reason why short-wave communication is so desirable is, of course, that for great distances short-wave working is much more economical than long-wave working.

The Cable-Radio Merger.

As regards telegraphy, short-wave services have developed rapidly during the year. Many commercial services over great distances have sprung up all over the world, including a service opened last summer by the Post Office between this country and Kenya Colony.

The amount of traffic sent over the short-wave telegraph circuits between this country and Canada, Australia, South Africa and India has shown a steady increase. These circuits are worked by wireless telegraphy on the beam system. Hitherto they have been operated at this end by the Post Office, but other arrangements are now being made in accordance with the recommendations of the Imperial Wireless and Cable Conference which met during the year. This conference, which was appointed by the Government, included representatives of Great Britain, the Dominions, the Irish Free State, and the colonies and protectorates. The conference recommended that a Communications Company be formed to take over all the communication assets of the cable companies and the Marconi companies concerned in exchange for shares, and to acquire the Government cables and the lease of the Post Office beam stations, the capital of the company not to exceed at its inception £30,000,000. The chairman and one other director are to be persons approved by the Government on the suggestion of the cable companies, and British control of all the companies must be guaranteed. In addition, there is



Eight hundred feet up. The top of one of Rugby's masts.

to be an advisory committee, including representatives of the Governments concerned, which must be consulted on questions of policy, including any alteration of rates. The external telephone services of Great Britain are, however, to be left in the hands of the Post Office, which will come to terms with the company regarding the right to use the company's wireless stations for telephone purposes.

NEW SCREENED GRID PORTABLE



LATEST

PRODUCT

by
ROLLS-CAYDON

*AMAZING RANGE—
GOOD SELECTIVITY*

It has been known in the trade for some time that a Rolls-Caydon Screened Grid was being designed. The instrument now offered can with confidence be stated to be—

A GREAT ADVANCE.

*Price : 26 Gns. complete with Celestion Speaker
(in Oak Cabinet).*

ROLLS-CAYDON SALES, 77, ROCHESTER ROW,
WESTMINSTER, S.W.1.
Telephone: VICT. 6986.



WHAT SHALL I GIVE THIS XMAS?

Let this Testimonial (Unsolicited) Decide

Dulston, Carlisle.
4-11-28.
Gentlemen,
I received the B.S.7 speaker from Messrs. L. R. Booth & Co., Carlisle, from whom I got it on approval. I insisted on having it on approval because I have already had two Moving Coil speakers of much advertised make, more expensive than yours, and have had to return them as unsatisfactory. Further, I have heard many other makes which have not impressed me. Let me say at once that I am more than satisfied.
The sensitivity and consequently the volume, is extraordinary. There is no trace of rattle. The finish is beautiful and the accuracy of the assembly is perfect. I had anticipated having to spend some time in centering the coils but even after the rough handling they received in transit, both coils fitted into the pot magnet without the need of the slightest adjustment. The tone and clarity of speech leaves nothing to be desired. I can only compliment you on your production.
Please send me a "Webson" Choke. I enclose cheque.

Yours faithfully,

Sole Manufacturers:

THE WEBSON CHOKE
A perfect choke designed for use with the "Webson" breaker... **35/-**

STAR


ENGINEERING—Didsbury, MANCHESTER. Phone: Didsbury 1785.

WEBSON

MOVING COIL LOUD SPEAKER PARTS

Assembled in a few moments, it will make a splendid Christmas present. Made from High Permeability Steel, it contains many refinements suggested by our Pioneer Moving Coil Loud Speaker experience.

Lists and Full Particulars from the Pioneer Firm in the Manufacture of Moving Coil Loud Speaker Parts.




NEW MODEL B.S.7. 85-10-0 Carr. 4/6 Extra.


THE CARBORUNDUM R.C.C. UNIT

The Carborundum R.C.C. Unit gives remarkably pure reproduction when used in the recently developed popular circuits using R.C. Coupling. Send for full details of this wonderful R.C.C. Unit, which is now recognised as the only perfect form of R.C. Coupling.

REDUCED TO 7/6



THE CARBORUNDUM CO. LTD. MANCHESTER.



STANDS THE LIGHT OF INSPECTION

The Beam Cone Speaker Unit

Here is a Cone Unit that will stand the closest of inspection and lives up to every claim made for it.

Some of the reasons why the "BEAM" gives finer reproduction are:

PRICE 21/-

Complete with 4' 6" flexible lead for contacts. Every "Beam" Cone Unit carries a 12 months' guarantee.

It has a four-pole floating armature. It has heavy magnets. It has sensitive and highly accurate control. All coils are entirely dustproof and it is well and truly constructed for long and efficient service.

Obtainable from all Dealers, or

Beam Ltd.

35, FARRINGDON ROAD, LONDON - - E.C.1

Yours for £1

Celstion, Marconi, Amplion, Brown, and any of the World's famous Loud Speakers will be sent to your address, carriage paid, for £1. The balance of purchase price we will accept by small monthly payments. Complete Kits and all kinds of Components for Home Constructors can be supplied on these terms.

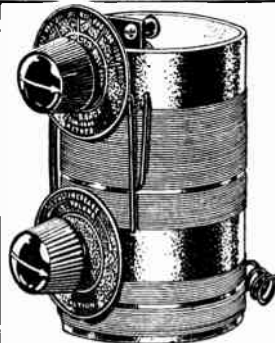


Write to-day for Catalogue.

HENRI & CO.,

79, Rochester Row, Victoria, S.W.1.

Telephone: Vic. 4361.



The **Chakophone** REGD.

DE LUXE AERIAL TUNER

This new model should prove even more popular than the original. Beautifully made and remarkably efficient. Two hole fixing, 300-2,000 metres.

Constructors should embody this very up-to-date fitment. Price complete and with full instructions

10/6

Manufacturers:

EAGLE ENGINEERING CO., LTD., WARWICK. LONDON SHOWROOMS: 44, PALL MALL, S.W.1.

Mention of "The Wireless World," when writing to advertisers, will ensure prompt attention.



By Our Special Correspondent.

**Relays from Belgium.—How Ireland Fares.—New Year's Eve.—More Worry for Daventry?—
B.B.C. and Variety Artistes.—Christmas in Aberdeen.**

Landline Triumph.

To the Post Office, as much as to the B.B.C., belongs the credit for the really excellent relay from the Aberdeen studio on Monday, December 3rd. Those of us in London who may have switched on in the middle of the concert might have been forgiven for imagining, at first, that the performance was being given at 2LO.

600 Miles.

Naturally there were bad patches, but, considering that the landline was nearly 600 miles in length, we should have forgiven the Post Office if distortion had been far more marked.

In a relay from Aberdeen the lines proceed first to Edinburgh, then to Leeds, on to Manchester, and thence to London.

A Belgian Proposal.

The landlines in Belgium, particularly those radiating from Brussels, have been immensely improved of late, which is one reason why the Belgian broadcasting authorities have proposed a new series of relays to this country, beginning possibly with the performances of the Vienna Philharmonic Orchestra. The proposal is that this world-famous orchestra should visit Brussels for a week and that the concerts should be relayed to British, German and Dutch stations, which would thus share in the enormous expense. I hear that it is this part of the proposition which has provoked controversy at Savoy Hill.

Counting the Cost.

No one doubts that the landlines could give a fairly good account of the Vienna orchestra's performance; the question is mainly one of cash. Is it worth while to pay several hundred pounds for an orchestral performance of an hour or two, which, to be brutally frank, could hardly be more satisfying than a British orchestra at the Queen's Hall connected to Savoy Hill by a negligible amount of landline?

The best orchestra in the world will suffer a loss of tone and distinctiveness—

just the qualities that count—if heard at the end of a long landline, however good that line may be.

Belfast's Submarine Cable

When a submarine cable steps into the picture the reproduction of music suffers still more. Anyone who doubts this might ask the opinion of a Belfast listener. (If he puts safety first, it would be better not to!) From time to time

Belfast has the bravery to include a London symphony concert in its programme. Hope springs eternal. Although the submarine cable was constructed for speech only, the prayer apparently goes up that it will cope with strings, brass, wood wind and drums, "just for this once."

It is an open secret that several of these efforts have finished up *via* wireless from Daventry.

B.B.C. and the Irish Free State.

Dublin (2RN), the I.F.S. station, has been working quite a lot recently in association with the B.B.C., relaying items from Belfast. I hear that the station has been given practically *carte blanche* in the use of Belfast's material, but has not made full use of the opportunity. One reason is that the Belfast evening programme opens at 7.45, whereas Dublin does not generally begin its main programme till 8 o'clock. The way out of this difficulty seems fairly obvious.

On New Year's Eve.

Nothing revolutionary has yet been decided upon for ushering in 1929. According to present arrangements, an item entitled "1928-1929" will occur in the programme at 11.50 p.m. on December 31st, but at the time of writing the precise nature of the item is a mystery.

A Coincidence.

In view of B.B.C.'s forthcoming move from Savoy Hill, 5GB's Christmas pantomime, which is to be broadcast on December 29th, provides a singular coincidence. The titling was arranged some weeks ago, and entirely without knowledge of the statement about the move. It is "The House the B.B.C. Built."

More Trouble for 5XX.

As if Kalundborg and Lahti were not enough, poor old Daventry (5XX) is threatened with another noisy neighbour—no less a personage than Eiffel Tower himself. On January 1st Eiffel Tower is to abandon the present 2,650-metre

FUTURE FEATURES.

London and Daventry.

DECEMBER 18TH.—Nativity Play, relayed from St. Hilary's Church, Marazion, Cornwall, S.B. from Plymouth.

DECEMBER 19TH.—"The Blue Forest" (Aubert), a fairy opera.

DECEMBER 21ST.—"Alice," a play by C. A. Lewis.

DECEMBER 22ND.—Carols by the Civil Service Choir.

Daventry Exp. (5GB).

DECEMBER 18TH.—Further Fireside Singing.

DECEMBER 21ST.—Excerpts from Gounod's "Faust."

DECEMBER 22ND.—"Moonshine," a radio show written and arranged by Charles Brewer. Sketches by Edwin Lewis.

Cardiff.

DECEMBER 18TH.—Roads Through Songland, and Songs Heard by the Way.

DECEMBER 20TH.—"The Lord's Poor Brother," a play by W. Raley.

DECEMBER 22ND.—A Christmas Carol Concert.

Manchester.

DECEMBER 16TH.—Bells and Service from Chester Cathedral, with an address by the Rt. Rev. Henry Luke Paget (Lord Bishop of Chester).

DECEMBER 18TH.—"Can You Guess These Tunes?"

DECEMBER 22ND.—An Irish Programme.

Newcastle.

DECEMBER 17TH.—"Fair Game," a topical revue by E. A. Bryan.

Glasgow.

DECEMBER 21ST.—Scottish Community Singing Concert.

Aberdeen.

DECEMBER 17TH.—"Impertinent Waves," presented by the Radio Concert Party.

Belfast.

DECEMBER 17TH.—An Ulster Ceilidh.
DECEMBER 21ST.—Christmas Concert of the Belfast Philharmonic Society.

wavelength and drop down to something in the region of 1,500. If the power were to be normal, Daventry might still hope for immunity from interference (at least on reasonably selective receivers); but the persistent rumours that Eiffel Tower will employ 100 kilowatts puts a different complexion on the matter. Fortunately the power increase is likely to be deferred for a time. 5XX is now working on 1,562.5 metres.

One who has watched Daventry's affairs during the last few months suggests that the station's motto might be: "No one knows the trouble I've seen."

614 Boy Singers.

The microphone will be severely tested on Sunday next, December 16th, when the 614 boys of Oundle School, Northamptonshire, will sing the chorus parts of Bach's "Christmas Oratorio," to be broadcast from 5GB. The soloists will be Carrie Tubb, Margaret Balfour, John Adams and Topliss Green.

Personalia.

Mr. D. Cleghorn Thomson, the Regional Director for Scottish broadcasting, whose engagement was announced a few days ago, is still on the glorious side of thirty, while his fiancée, Miss Virginia Fain, is still at college at Brinmawr. Mr. Cleghorn Thomson's association with broadcasting dates from 1925, when he came to Savoy Hill after being defeated at South Edinburgh in the General Election of 1924, in which he was the youngest Liberal candidate.

Broadcasting and the Theatres.

Contrary to the opinions expressed by many of the Grand Moguls in the theatrical business, the broadcasts from the Palladium have had no harmful effects on the box-office receipts; indeed, there is a suspicion that a slight upward fillip has

been due solely to the microphone. Whether or not this is so, the General Theatres Corporation are continuing to grant broadcasting facilities, and there are grounds for the belief that other theatrical organisations are showing interest in the experiment.

What the Theatres Gain.

The programmes of the variety theatres are peculiarly suitable for broadcasting. Out of a total of fifteen or sixteen items constituting one entertainment it is nearly always possible to select one turn, usually vocal or instrumental, which the broadcast listener can enjoy without being tantalised by his lack of sight. At the same time one turn forms such a small proportion of the entire bill that the theatres sacrifice nothing in view of the publicity gained and the sum paid by the B.B.C.

Long Contracts.

There is now under consideration a scheme which may possibly overcome one of the biggest obstacles to a *rapprochement* between the B.B.C. and the theatres. The idea is for the B.B.C. to engage variety artistes on long contracts to prepare and perform original material exclusively for the microphone. Too often in the past a variety artiste has been tempted to dip into his stage repertoire for broadcasting purposes, to find later, to his dismay, that the same jokes fell flat when re-hatched in the theatre.

A happy ending may still be in sight if theatrical managers can be persuaded that broadcasting is not another name for poaching.

Wireless Services in Church.

The congregation of at least one church, having heard Archbishop Davidson's farewell sermon from loud speakers in their own place of worship, have de-

cidated that wireless services are good for the soul and that the loud speakers must be retained. This is at St. Peter's Church, Middlesbrough, where the wireless receiver is used regularly on Thursday afternoons to pick up evensong from Westminster Abbey. The congregation participates in the service, kneeling during prayers, following the lessons in the Bibles and singing the hymns.

The vicar, the Rev. L. H. B. Stavely, a wireless enthusiast of twenty years' standing, has a radio workshop that strikes awe into the most hardened parishioner.

A Versatile Playwright.


When Mr. John Drinkwater, the author of "Abraham Lincoln," broadcasts on December 18th from 2LO, he will not deal with any of those subjects which the listener might be inclined to link up with his name, playwriting, for example. He will talk about stamp collecting.

The Music of Finland.

Finland is providing the next of the "National Programmes," on Thursday, December 20th, from 2LO. Although the country is little known to Britons, it has given the world such eminent musicians as Sibelius and Palmgren.

Christmas Day at Aberdeen.

The "fireside" aspect of Christmas will be represented in the third part of the very well-balanced Christmas programme which Scottish listeners will hear on Christmas Day. This part of the programme will come from Aberdeen, and will consist of one of those "feature" Scottish programmes in which the Northern station has always been particularly successful. Its title, "Farmer Mowat's Christmas at the Mains o' Drumspeffer," conveys its character.



A MODERN BROADCAST TRANSMITTER. The time has long passed when the mere mention of wireless conjured up visions of wire entanglements and very vulnerable apparatus. The robust nature of modern equipment is well illustrated in this photograph, which shows the new transmitter constructed by the Marconi Company for the broadcasting station at Bratislava, Czecho-Slovakia. It will supply the aerial with 12 kW. A description of the apparatus appears on page 796.

READERS'



PROBLEMS

The Service is subject to the rules of the Department, which are printed below; these must be strictly enforced, in the interest of readers themselves.

A selection of queries of general interest is dealt with below, in some cases at greater length than would be possible in a letter.

"The Wireless World" Supplies a Free Service of Technical Information.

Push-pull or Parallel?

Would you recommend me to use a pair of pentode valves in parallel instead of the single output valve specified in the description of the "Kilo-Mag Four" receiver? My desire is to get a larger output combined with greater L.F. magnification.

R. de G. M.

Pentode valves are not at their best when following an anode bend detector with transformer coupling, and your proposed scheme is not altogether to be recommended. However, there is a way out of the difficulty, and we suggest that you use two pentode valves in a push-pull arrangement. By adopting this plan, the L.F. voltage from the detector will be equally distributed between their two grid circuits.

○○○○

A Tone-raising Device.

The tone of my loud speaker is satisfactory enough, but is rather lacking in brilliance. Is it possible to improve matters in this respect by connecting an L.F. choke in series with it?

J. L.

No; your proposed alteration will have the opposite effect to that which you desire, but it is possible to reduce the response at low frequencies without materially altering the reproduction of higher tones by connecting the choke in parallel with the loud speaker windings. To get well-defined results it is necessary

RULES.

- (1.) Only one question (which must deal with a single specific point) can be answered. Letters must be concisely worded and headed "Information Department."
- (2.) Queries must be written on one side of the paper, and diagrams drawn on a separate sheet. A self-addressed stamped envelope must be enclosed for postal reply.
- (3.) Designs or circuit diagrams for complete receivers cannot be given; under present-day conditions justice cannot be done to questions of this kind in the course of a letter.
- (4.) Practical wiring plans cannot be supplied or considered.
- (5.) Designs for components such as L.F. chokes, power transformers, etc., cannot be supplied.
- (6.) Queries arising from the construction or operation of receivers must be confined to constructional sets described in "The Wireless World" or to standard manufacturers' receivers.

Readers desiring information on matters beyond the scope of the Information Department are invited to submit suggestions regarding subjects to be treated in future articles or paragraphs.

that the D.C. resistance of the choke should be comparatively low. We cannot make helpful suggestions as to the best value for its inductance, as this depends on the impedance of the loud speaker windings, etc., and is best found by trial.

○○○○

A Reaction Failure

Some time ago a statement appeared in "The Wireless World" to the effect that an "aperiodic" aerial winding could be made to serve the dual purpose of a reaction coil. I have tried this arrangement with an "Everyman Four" aerial-grid transformer, connected up in the manner shown in the diagram which I am sending you, but have failed to obtain reaction effects; indeed, the set works better with the reaction condenser disconnected. Is my diagram correct, or does this simple arrangement only apply to some special circuit?

J. S.

Your circuit (reproduced in Fig. 1) is correct; but we think that the trouble is due to the fact that the aerial-reaction

H.F. Transformers for A.C. Valves

From statements published in your journal, I gather that it is necessary to remove some two or three turns from the primary and neutralising windings of standard "Everyman Four" transformers when they are used with indirectly heated A.C. valves. From which end of the winding should these turns be taken off?

P. T. C.

Referring to the primary winding, the turns should be taken off from the end which connects to plate of the preceding valve; similarly, the neutralising section should be reduced from the end joined to H.T.+. These are the ends of the parallel superimposed windings which are nearest to the "grid" end of the secondary.

○○○○

The Earth System.

There seems to be some uncertainty as to which type of earth connection is best. Do you prefer a junction to a waterpipe or to a buried plate?

P. C. C.

It is impossible to make a definite statement, as a good deal depends on circumstances. Provided that a reasonably short and direct lead can be taken to a "rising" water main, it is likely to be better than the average buried earth plate, etc., which is seldom of sufficiently large dimensions for maximum effectiveness.

○○○○

Quality Reception.

What modification would you suggest in the L.F. amplifier of the "Europa III" in order to render it specially suitable for operating a moving coil loud speaker?

S. M. D.

Your query is best considered without particular reference to the Europa III, but to circuit systems essentially suited for moving coil loud speaker use in general. Neither leaky grid detection nor reaction should be employed in this instance. For complete details of a suitable circuit system you are referred to the constructional booklet obtainable from the publishers, "The Moving Coil Loud Speaker" (price 1s. 6d., post free 1s. 8d.). It is good advice to use amplifiers of low stage gain and practically restrict your moving coil loud speaker reception to the local station. The Europa III is a good long-range set.

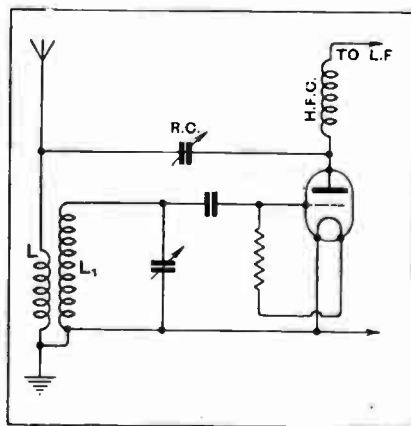


Fig. 1.—Simple reaction circuit with combined aerial and feed-back coil. The two windings must be in opposite directions.

winding L is not in the correct sense with respect to the secondary L₁. To use one of these coupling transformers for your special purpose it is necessary that the two windings should be put on in opposite directions.

Fitting a Pentode.

Would it be in order to fit a pentode valve to the "Everyman Three" receiver, and, if so, what alteration would be necessary? H. S.

As this receiver has but one transformer-coupled L.F. stage, it would be quite possible to substitute a pentode for the normal output valve. The coupling between H.F. valve and detector is by means of a transformer, so no special modifications would be necessary, beyond adding the usual connections between the pentode screened grid terminal and the H.T. battery.

o o o o

Transformer Coupling with S.G. Valves.

Is it possible to use the type of transformer described for the "Kilo-May. Four" receiver in a set with a single stage of H.F., a leaky grid detector, and reaction? If so, will you tell me how a reaction winding may be added? B. R. B.

The transformers in question lend themselves quite well to use in a circuit such as you describe, and a reaction winding

ternal connections are indicated by the conventional lettering: P, plate; B, H.T. positive; G, grid; F, filament.

Sets for Abroad.

Will you make a suggestion as to the most suitable type of circuit for a receiver which I propose to take out to the Soudan? I should like to be able to receive both the broadcast wavebands, and imagine that three valves would be sufficient, as loud speaker reproduction would not be required. I suppose that two H.F. stages would be essential for such long-distance reception? C. M. T.

We hardly agree that two H.F. valves would be necessary or desirable. At very great distances, where one depends entirely on "freak" reception on the normal wavebands, ease of operation and facilities for rapid "searching" are more important than the utmost possible degree of magnification. A good H.F.-det.-L.F. combination with an S.G. H.F. valve and reaction should meet your needs as well as anything else. May we suggest, how-

from the fact that it is also more sensitive to considerable inputs. If a detector of this kind is followed by two high-magnification L.F. stages, it is now widely appreciated that any H.F. input sufficiently great to give good detection will badly overload a normal output valve, even if the H.T. voltage applied to its anode is somewhat above the average. It will therefore be obvious that for good quality reproduction it will often be necessary to reduce L.F. amplification; it is not a bad plan to have this amplification under control so that the user can take advantage of maximum sensitivity for long-distance reception when it is desired.

o o o o

Low-loss Superfluous.

My Det.-L.F. receiver, of which I am sending you a circuit diagram, is fitted with commercial plug-in coils; would it be worth while replacing them with single-layer Litz windings, and would this substitution give more signal strength and selectivity? F. A.

The commercial coils you are using are quite good, particularly when their extreme compactness is taken into consideration. In any case, in a circuit such as you show, where the grid coil is damped by connection to the aerial and also by leaky grid condenser detection, it is quite useless to reduce coil resistance beyond a certain point, and we hardly recommend you to make a change.

o o o o

Points of Criticism.

Will you please criticise the diagram of my proposed receiver, bearing in mind the fact that I am hoping for good-quality reproduction combined with the maximum possible range-getting properties, and a high degree of selectivity. T. P. A.

Your circuit diagram shows a screened grid H.F. amplifier with tuned H.F. transformer and a loosely coupled and separately tuned aerial circuit, followed by an anode bend detector. Up to this point we have nothing but favourable criticism to offer, but with regard to the L.F. amplifier, which consists of two transformer-coupled stages of high magnification, we think that some alteration will be desirable. You show no form of volume control other than that afforded by the H.F. valve rheostat, and it will be found that any signal voltage sufficiently great to give good rectification with your anode bend detector will undoubtedly overload the output valve with an applied H.T. voltage as indicated in your diagram.

The remedy would be to fit a control of the signal voltages delivered to the first L.F. grid. This might take the form of a variable resistance across the first transformer primary. Alternatively, you could use grid rectification, but this would imply the addition of reaction, which would tend to complicate matters. Again, it would be possible to substitute a resistance coupling of low—or, at any rate, controllable—magnification in the first stage.

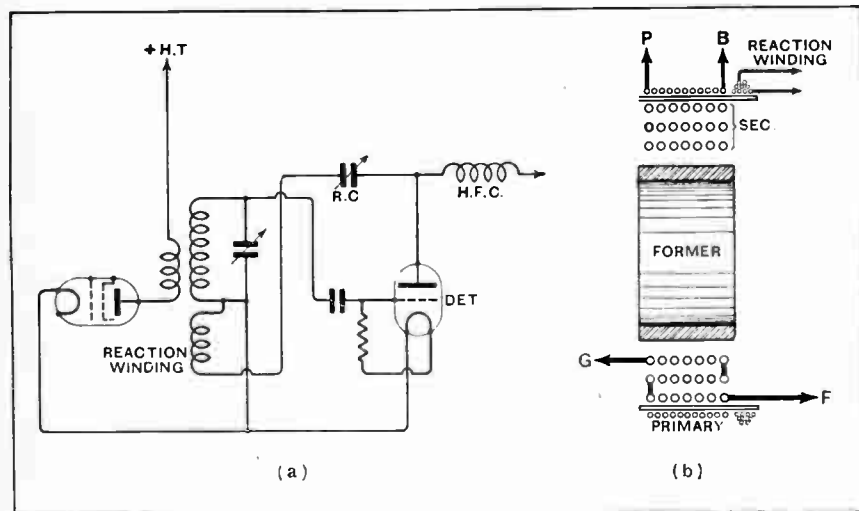


Fig. 2.—Sectional sketch of an H.F. transformer for S.G. valves, with added reaction winding. Its connections are shown in the circuit diagram.

can very conveniently be added in the manner shown in Fig. 2 (b). It should be in the form of a compact "bunched" winding consisting of from 15 to 30 turns (depending on the capacity of the reaction condenser) of No. 40 D.S.C. wire, wound on an extension of the spacing strips which separate primary and secondary, and spaced about 1/8 in. from the other windings. For the long-wave transformer, the reaction winding should be added in a similar manner, but 70 or more turns will be necessary.

The connections may be as in Fig. 2 (a); by adopting this arrangement the number of external leads to the transformer is kept down to five, but if you wish to keep one side of the reaction control condenser at low potential it is, of course, necessary to bring out a second connection from the reaction coil.

Referring again to diagram (b), ex-

ever, that you would probably be well advised to concentrate entirely on the ultra-short wavelengths, to the exclusion of the normal broadcast bands?

o o o o

A Low-magnification Stage.

I have read that in cases where an anode bend detector is followed by two L.F. stages, it may sometimes be desirable to sacrifice amplification in the first stage by using a low value of anode resistance. Why is this? Surely it would be possible to reduce the input to the detector to a suitable value, and to avoid any sacrifice of L.F. magnification? T. L. W.

The important point here is that an anode bend detector gives more perfect rectification from the point of view of quality when the H.F. voltage applied to its grid circuit is large; this is apart



CRESCENT METERS



NEW MODELS AT POPULAR PRICES

When buying METERS for RADIO, the name is all-important; CRESCENT is the name that stands for experience in the making of fine instruments and in the manufacture and design of Moving-Coil Meters with the result that Crescent Meters are the best value obtainable. Therefore, the addition of popular priced Crescent models is of utmost interest—send for complete list.

A NEW CRESCENT MOVING VANE METER

—at a popular price, with highest resistance (100 ohms per volt) of any meter at a comparable price. Consumption only 10 m.a.

0-150 volts
RESISTANCE 7/3
15,000 ohms at

VERTICAL SCALE DOUBLE READING METER

A special moving coil instrument which can be attached to your Eliminator. 0-240 volts
0-60 milliamp.
Resistance 250 ohms per Volt 22/6

CRESCENT MULTI-READING METER

No. 377.

A simple instrument consuming only 4 m.a. On full scale, precise within 1% measures 0.10, 0.100, 0.1,000 m.a. 0.10 volts 0.200 v. and resistance L.100,000 ohms. The 2 screw terminals will do for all three methods of measuring. Move wander plug to obtain various readings, and move end leads either to the H.T. battery or the low tension battery or in series with valves and H.T. battery to read consumption of valves in milliamperes. PRICE 45/-



Of all radio dealers if any difficulty write to

LOUIS HOLZMAN
34, KINGSWAY, LONDON, W.C.2.

HYDRA



CONDENSERS will not let you down

Greatly increased H.T. voltages—sets of greater power and purity—these are the modern tendency. Therefore HYDRA—the condenser that will not let you down—is coming into its own.

Wherever you want a condenser that is utterly reliable—put HYDRA in'o your set.

Do not accept a silver grey condenser without the Hydra label. Others are imitations and we are not responsible, in case of breakdown.


PRICES

2 mfd. 4/-
1 mfd. 3/-
Tested at 500 volts A.C.

Work Voltage 240 A.C. at 50 M.A.

CHRISTMAS GIFTS

The Ideal Xmas Gift!



MODEL "A."

BRITANNIA
MOVING COIL
LOUD SPEAKER

HERE is the ideal Xmas Gift. A gift that will give more than fleeting pleasure. A gift that will bring joy to the receiver every night in the year. Such a gift will be accepted with open arms and true thankfulness. You should blush at the thanks you will receive.

The BRITANNIA is the brilliantly successful result of many months of patient research and investigation. It reproduces speech and music with absolute fidelity—exactly as if you were listening in the Studio.

Special Features—

THE MAGNET—Made from special dynamo steel giving an intense field with minimum leakage. The winding takes 4 amp. at 6 volts, giving economy with maximum efficiency.

THE DIAPHRAGM—Unique construction. High sensitivity without "muffle" or edge. Focussing effect reduced to a minimum.

MOVING COIL—Precision wound and designed to give high sensitivity and to co-operate with the diaphragm in eliminating shrillness and muffling.


SUSPENSION SYSTEM—Carefully selected, specially treated leather, allowing full diaphragm movement, giving a good thump in the bass, without causing the centring adjustment to vary.

FINISH—All metal parts artistically finished in black cellulose.

P.S.—As it is Christmas-time, treat yourself to one also—if you do not already possess one!

Arrange for a demonstration on your own Set by sending a post-card to our London Address—
16, Bozcombe Road, London, S.W.17.

SPECIALLY ATTRACTIVE TERMS TO THE TRADE



Model "A." In Oak or Mahogany Cabinet.

Write for Explanatory Booklet **POST FREE.**

PRICES:
Model A.
£4-17-6

Completely assembled ready for use. With Oak Cabinet **£2-2-0** extra.
With Mahogany Cabinet **£2-7-6** extra.

For the Home Constructor.


Complete set of parts ready for assembling, including diaphragm cut to size and magnet assembled, with full instructions.
£4-7-0
TRADE ENQUIRIES INVITED.

BRITANNIA REPRODUCERS LTD.
Furnival Road, SHEFFIELD. 'Phone 21153

Mention of "The Wireless World," when writing to advertisers, will ensure prompt attention.

CHRISTMAS GIFTS

THE SUCCESS OF THE PENTOVOX 3 IS NOTHING SHORT OF PHENOMENAL



PENTOVOX 3

The public response to the introduction of the Pentovox Three, instant and significant, is growing in volume every day. This fine 3-valve set is not only new but right—a combination that never yet failed to ensure success. The reproduction is perfectly smooth and even over the whole musical range, and selectivity is equally outstanding. Wavelength ranges are 250/500 metres, and 1,200 to 2,300 metres. There are no coils to change, and the whole set is a model of simplicity and efficiency. Nothing outside the 5-valve class can compare with the Pentovox Three Circuit in quality and performance.

PENTOVOX 2

The Junior Model Pentovox. Extraordinary volume and purity for loud speaker reception. An outstanding production, price complete including royalties and special valves. **£6. 8. 0**




THE GRAMO-RADIOPHONE.

A combination of the latest and most efficient radio receivers, the Bowyer-Lowe Screened Vox Populi Three with an electric reproducing gramophone, the change from one to the other being effective in a few seconds. Reproduction both by radio and gramophone is of an amazingly high standard. This instrument gives a performance exceeding that of the most expensive gramophones, and operates with far less wear on the records than the usual needle and sound box.

PRICE COMPLETE
£39

COMPONENTS AND SETS

Your wireless dealer will be glad to tell you more about the wonderful range of sets and components or full descriptive literature will be sent on request.



SCREENED VOX POPULI THREE

Undoubtedly the most efficient set yet produced by the industry. The incorporation of the most advanced developments has never possible a standard of performance made before attained by even the most expensive instruments. Wavelength ranges are 250/500 and 1,000/2,000 metres without change of coils. There are four degrees of selectivity two of which function on both long and broadcast waves. Terminals are provided for gramophone pick-up connections. Complete with grid bias battery, and three special valves, tested and matched to set, including royalty

£20

PRICE COMPLETE

including Royalties and 3 special valves tested, matched to set.


£11

Bowyer-Lowe



BOWYER-LOWE CO. LTD., Dept. T, Radio Works, LETCHWORTH.

CHRISTMAS GIFTS



DIRECT CURRENT FROM A.C. MAINS

For every purpose in wireless operation—

- L.T. BATTERY CHARGING
- H.T. BATTERY CHARGING
- TRICKLE CHARGING
- H.T. BATTERY ELIMINATION
- L.T. BATTERY ELIMINATION
- GRID BIAS BATTERY ELIMINATION
- SUPPLY FOR PLATES OF L.S.5a OR SIMILAR VALVES
- POT MAGNET EXCITATION FOR MOVING COIL LOUD SPEAKERS

there is a suitable

WESTINGHOUSE METAL RECTIFIER

which is a dry rectifying unit using neither valves nor electrolyte. It has no moving parts and there is nothing in it to wear out.

Send 1d. Stamp with your name and address for a copy of our 24-page book:

"THE ALL METAL WAY"

—how to build H.T. and L.T. Eliminators and Chargers.

The Westinghouse Brake and Saxby Signal Co.,
82, York Road, London, N.1.

MAKE YOUR OWN CONE SPEAKER

The New Wonder "Nightingale"

CONE UNIT

Exactly as fitted to our Cabinet Cone Speaker. Guaranteed to give results equal to the most expensive Loud Speakers yet made. Full constructional details with each unit.

GRAMOPHONE ATTACHMENT

Reduced from 32/6 to 15/- solely as an advertisement for the famous Bullphone Nightingale Loud Speakers. Cobalt Magnet guaranteed for all time.


With 4-inch Diaphragm.

Instantly converts your own Gramophone into a full power Loud Speaker, giving a wealth of pure undistorted volume which must be heard to be believed.



15/- each

SATISFACTION GUARANTEED or money refunded



BUY ON EASY TERMS

5/- Secures this Speaker

5/- Secures this Speaker

50/- DE LUXE
cash or 5/- deposit and 11 monthly payments of 5/-



NIGHTINGALE CONCERT SUPREME SUPER

Guaranteed free from metallic resonance.

60/- Cash, or EASY TERMS 5/- deposit and 12 monthly payments of 5/-

Send Deposit NOW!

Obtainable from your Local Dealer or direct from:—


BULLPHONE LIMITED

38. HOLYWELL LANE. LONDON E.C.2.

NIGHTINGALE SPEAKERS

CHRISTMAS GIFTS

THE ORMOND LOUD SPEAKER



The Ormond Loud Speaker is an instrument which has that exquisite tone that immediately appeals to all lovers of music. It is contained in an extremely attractive cabinet. No adjustment is required, it is very sensitive for use on small sets and handles great volume with perfect ease and pure reproduction. — Compare it with any other Loud Speaker whatever its price. —

DEMONSTRATION AT ALL LEADING DEALERS.

Cat. No. R/304 Mahogany £4-4-0

Cat. No. R/305 Oak £4-4-0

Leaflets and Booklets on request.



THE ORMOND ENGINEERING COMPANY, LIMITED,
199-205 PENTONVILLE ROAD, KING'S CROSS, LONDON, N.1

Telephone: Clerkenwell 9344-5-6.

Telegrams: "Ormondengi, Kinross."

Factories: Whiskin Street and Hardwick Street, Clerkenwell, E.C.1

Continental Agents: Pettigrew & Merriman, Ltd.,

"Phonos House," 2 & 4 Bucknall Street, New Oxford Street, London, W.C.1

CHRISTMAS GIFTS

Player's Please



NCC 207



The Polar 5-Valve Portable Receiver is entirely self-contained, and can be carried from room to room with ease. Change-over switch for long or short waves. Inbuilt ClariCone Loud Speaker. In oak or mahogany, or leather-fabric covered. Complete with valves and batteries (royalty paid) **£23 10 0**


Now we SHALL have a Merry Christmas!

What a happy thought! A Polar 5-Valve Portable will make Christmas this year jollier than ever. No longer need radio be confined to a single room, for you can pick up the Polar Portable and carry it where you wish from dining-room to drawing-room, from drawing-room to nursery, as need arises. Its reproduction is delightfully mellow, and even the inexperienced can be sure of tuning in a number of British and foreign stations.

Get a Polar Portable in time for Christmas. Your dealer can supply it if you order now.

The "POLAR" 5-Valve PORTABLE

Obtainable through
all dealers.



Manufacturers: WINGROVE & ROGERS. LTD., 188-189 STRAND, LONDON, W.C.2

Mention of "The Wireless World," when writing to advertisers, will ensure prompt attention.

Christmas Gifts for WIRELESS FRIENDS



Here is a page of helpful suggestions for presents to wireless friends this Christmas. The books, briefly described below, are published in conjunction with "The Wireless World." A selection from these volumes will be a most appreciated gift.

A.B.C. OF WIRELESS AND HOW TO MANAGE YOUR BROADCAST RECEIVER. By Percy W. Harris. This little book has been specially prepared for those who are desirous of obtaining a working knowledge of wireless without delving into very technical books. Well illustrated. Price 1/6 net. By post 1/8.

WIRELESS LOUD SPEAKERS. By N. W. McLachlan, D.Sc. This book describes in a simple manner the major principles of the design of modern loud speakers and some associated circuits. Fully illustrated with diagrams and photographic reproductions. Price 2/6 net. By post 2/8.

MAST AND AERIAL CONSTRUCTION FOR AMATEURS. By F. J. Ainsley, A.M.I.C.E. An explanation of the essential points of outdoor, indoor, and frame aerials. Price 1/6 net. Post free 1/8.

WIRELESS TELEPHONY: A SIMPLIFIED EXPLANATION. By R. D. Bangay. In this volume Mr. Bangay has catered for those who have acquired some receiving apparatus but have no technical knowledge. Price 2/6 net. Post free 2/9. De Luxe Edition, with 25 plates, price 5/- net. Post free 5/3.

WIRELESS VALVE RECEIVERS AND CIRCUITS IN PRINCIPLE AND PRACTICE. By R. D. Bangay and N. Ashbridge, B.Sc. Enables the amateur to understand the theory and working of any circuit which he may construct. Price 2/6 net. Post free 2/10.

TUNING COILS AND METHODS OF TUNING. By W. James. A useful manual giving the maximum of information on the subject. Price 2/6 net. Post free 2/10.

DICTIONARY OF WIRELESS TECHNICAL TERMS. Compiled by S. O. Pearson, B.Sc., A.M.I.E.E. This volume gives in convenient compass definitions of all terms and expressions commonly used in wireless telephony and telegraphy. The book is well illustrated and cross-referenced to enable the required information to be rapidly obtained. Price 2/- net. Post free 2/2.

FIFTY YEARS OF ELECTRICITY: THE MEMORIES OF AN ELECTRICAL ENGINEER. By J. A. Fleming, M.A., D.Sc., F.R.S. A comprehensive review for the general reader of the chief triumphs of electricity during the last half-century. Price 15/- net. By post 15/9.

ELECTRONS, ELECTRIC WAVES AND WIRELESS TELEPHONY. By J. A. Fleming, M.A., D.Sc., F.R.S. The simple analogies and the clear way in which the book is written enable it to be understood by all. Price 7/6 net. Post free 8/-.

CALCULATION AND MEASUREMENT OF INDUCTANCE AND CAPACITY. By W. H. Nottage, B.Sc. The more generally used formulæ and methods of measurement are herein brought together in a convenient form. Price 7/6 net. Post free 8/-.

WIRELESS VALVE TRANSMITTERS: THE DESIGN AND OPERATION OF SMALL POWER APPARATUS. By W. James. The first and only practical book on transmitting covering the subject from A to Z. Price 9/- net. Post free 9/6.

THERMIONIC VALVE AND ITS DEVELOPMENT IN RADIOTELEGRAPHY AND TELEPHONY. By J. A. Fleming, M.A., D.Sc., F.R.S. This book, written by an acknowledged authority and distinguished pioneer in wireless research, is of particular interest to wireless enthusiasts and experimenters who wish to become acquainted with the history of their subject. Demy 8vo. 279 pages. 144 diagrams and illustrations. Price 15/- net. By post 15/9.

WIRELESS DIRECTION FINDING. By R. Keen, B.Eng. (Hons.), Sheffield, A.M.I.E.E. This book deals with the principles and practice of direction and position finding in this country in such a way that the subject may be grasped easily by engineers tackling this field of wireless work for the first time. Numerous photographs and diagrams. Price 21/- net. By post 21/9.

The Wireless DIARY AND RADIO REVIEW World for 1929

Containing a mass of information which wireless users constantly require ample space for memoranda and notes concerning individual sets.

PRICES: Cloth bound 1/- net. By post 1/1. In Leather Case, with pockets, pencil and season ticket window, 2/6 net. By post 2/7.

Published jointly by
"The Wireless World," Dorset House, Tudor St.,
London, E.C.4,
and Charles Letts & Co.

All the above books may be obtained from the Publishers, ILIFFE & SONS LTD., Dorset House, Tudor Street, London, E.C.4. If desired, they will be sent direct to your friends upon receipt of remittance and an addressed label. Kindly say if you wish them to be despatched on any particular date.

CHRISTMAS GIFTS

Who said Leadership!

ONE often sees this much abused word used in connection with products which are after all very ordinary and usual.

The Tudor Accumulator Co., Ltd., however, claim definite leadership in the wireless battery field.

Tudor Accumulators were

- FIRST with non-corrosive grease chamber terminals, standardised four years ago on TUDOR cells.
- FIRST with 5 m/m (more than 3/16") positive plates, standardised four years ago in TUDOR cells.
- FIRST with a 6 volt low tension battery of Monobloc glass construction and
- FIRST with Monobloc H.T. units incorporating intercell glass ribs and exposed connectors to eliminate leakage.

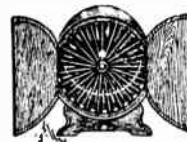
The features mentioned above are only a few of those which make Tudor batteries infinitely superior in results, yet only slightly higher in first cost. If you can afford the best, which is the cheapest in the long run, buy TUDOR wireless batteries and ensure lasting battery satisfaction.

Tudor

ESTABLISHED IN PUBLIC SERVICE

Announcement by the Tudor Accumulator Co., Ltd.,
2, Norfolk Street, Strand, W.C.2. Telephone: Central 3308.
Works: Dukinfield, nr. Manchester. M.C.12.

Mention of "The Wireless World," when writing to advertisers, will ensure prompt attention.



AT THE
TOP OF THE TREE

DONOTONE

The BEST
LOUD SPEAKER

This Loud Speaker is fitted with 3 octaves of tuned gongs which respond to the various frequencies giving that life, crispness and realism which is so essential to perfect reproduction.

From £5.5.0

Demonstrations Daily on

DONOTONE

(Regd.)

at

The Donotone (Regd.) Loudspeaker,
40, Furnival Street, Holborn, E.C.4.

PARFAIT

THE PERFECT EBONITE

SUPPLIED IN SIX FINISHES

HIGHLY-POLISHED BLACK
SEMI-POLISHED BLACK
HIGHLY-POLISHED MAHOGANY
SEMI-POLISHED MAHOGANY
MATT: CUBE SURFACE

It does not pay to chance spoiling the efficiency of your set by building it on inferior panel, when by using "Parfait" Ebonite you can entirely eliminate this risk.

"Parfait" Ebonite is guaranteed by the makers to have the highest insulation efficiency possible, and, as it is delightfully easy to cut and drill and has a most attractive appearance, is without doubt the ideal panel for modern sets.

Stocked by most Wireless dealers. If any difficulty in obtaining locally, write for name of nearest stockist to:

H. B. POTTER & COMPANY LTD.,
Station Buildings, ROCHDALE.

CHRISTMAS GIFTS

Real Choking Efficiency

THE STANDARD FOR COMPARISON


Bi-Wire



Duplex wound

The highest tribute that could possibly be paid to our wire-wound Anode Resistances, and yet one that is literally true. Practically every research laboratory in the United Kingdom uses R.I. & Varley Anode Resistances — they can rely on these world-famous products — they know that they are practically dead accurate in every instance.

Behind these real "standards" of comparison is the story of the Bi-duplex winding. As far back as 1896, it first came into being; each year has seen further improvements until to-day this perfected science has placed in the hands of the wireless public — not only of Great Britain but of the world — one of the big achievements of radio science.



In 1927, when we first marketed our Bi-duplex Wire-wound H.F. Choke, almost immediately it became universally popular because of its wide range of real choking efficiency. That range has now been increased to cover without a break all wavelengths from 30-4,000 metres. This has been made possible largely as a result of the famous Bi-duplex winding, which in addition ensures negligible self-capacity with ample inductive reactance, and eliminates any pronounced resonant peak.

There is practically no external field with the R.I. & Varley H.F. Choke, so that it can be mounted close to other components without fear of interaction.

Multi-Cellular H.F. Choke 9/6

Section C of our 1928/29 Catalogue—free on application—gives full particulars of our complete range of these famous products, and you can purchase them from your local radio dealer. Anticipate any slight delay that may occur, due to the Christmas rush, by buying in good time.

Prices, complete with Universal Holder, from 5/6 to 17/6.



THE MARK OF

Varley^{LD}

BETTER RADIO




Varley^{LD}

THE MARK OF BETTER RADIO

Kingsway House, 103, Kingsway, London, W.C.2. Telephone: Holborn 5303.

CHRISTMAS GIFTS

**Centralab
GIANT POWER RHEOSTAT**



Small in diameter but large in capacity, this rheostat is constructed of heat resistant materials throughout. Wire is wound on a metal core insulated with asbestos. No fibre to warp or burn out. Large area for heat radiation. Will carry a continuous current load through the entire resistance of 70 watts at 375° Fahrenheit.

This unit is ideal for primary control of "AC" receivers or L.T. power supply units to keep the line voltage a constant average and the secondary output well within rated limits. It can be used in any radio power circuit without any danger of burning out, since the fusion point of the wire is the limit of capacity.

- Types. G.R.010. 10 ohms
- " G.R.060. 60 "
- " G.R.150. 150 "
- " G.R.1,000. 1,000 ohms.
- " G.R.2,000. 2,000 "
- " G.R.8,000. 8,000 "

PRICE 8/6 each.

Write for the Centralab Circuit Booklet. It's Free.

SOLE DISTRIBUTORS:

THE ROTHERMEL CORPORATION LTD.
24-26, Maddox St., LONDON, W.1.

Telephone MAYFAIR 0578. Telegrams ROTHERMEL, WESDO LONDON.

"STALLOY"
(REGD. BRAND)

THE **ONLY** MATERIAL

for

**TRANSFORMERS
and
DIAPHRAGMS.**

INSIST ON HAVING IT


JOSEPH SANKEY & SONS, LTD.

BILSTON.

STAFFS.

LONDON:—168, REGENT STREET, W.1.

VIBROOLDER



EXCELLENCE of DESIGN

Look at the base of the Vibroolder; study its design from behind the scenes. Note the one-piece springs whose coils form the sockets for the valve leg—the self-aligning contacts; the transparent "window" which excludes all dirt and dust; and next time say Vibroolder 1/6 and be sure of the best. **PRICE 1/6**

1,500,000 Benjamin valve holders are already in use.

BENJAMIN

ELECTRIC LIMITED

Brantwood Works, Tottenham
London N.17.

**HERE IS THE
OAK WIRELESS CABINET
YOU ARE LOOKING FOR**

Do not put a fine piece of work into a fourth-rate box.

Instal a **"LANGMORE"** and be proud of your set.

These cabinets are made in the following sizes:—

- No. 1. Panel, 16 in. x 7 in.
Cabinet, 2 ft. 6 in. high,
1 ft. 2 in. wide, 12 in.
deep.
- No. 2. Panel, 18 in. x 7 in.
Cabinet, 2 ft. 6 in. high,
1 ft. 10 in. wide, 12 in.
deep. The Cabinet for the
British Station Three, S. E. C. Magnet
Etc.
- No. 3. Panel, 21 in. x 7 in.
Cabinet, 2 ft. 6 in. high,
2 ft. 1 in. wide, 12 in.
deep. Suitable for the
Cossor Melody Maker
and Britain's Favourite
Three. Price 32/6



Nos. 1 & 2.
PRICE ONLY 27/6 EACH

All are fitted with hinged top, heavy baseboard, etc. and a tray underneath gives accommodation for batteries. London made. Highly finished in Jacobean style. If required, enclosed Battery tray with double doors in front of same 10/- each extra to above price.

PACKED AND SENT CARRIAGE PAID TO ANY ADDRESS IN GREAT BRITAIN.

Please note this price does not include Panel. Other sizes and styles, prices on application. Trade enquiries invited.

The MISCELLANEOUS TRADING CO., LTD.
Phone: Hol. 4894. 143, High Holborn, London, W.C.1

THE IDEAL GIFT

MAGNAVOX

The Originators of the Moving Coil Speaker
AND NOW READ WHAT OTHERS SAY:—


The "Wireless Constructor."
 The Magnavox Speaker gave a rendering of programmes which was a sheer delight to the discriminating ear.

The "Broadcaster."
 Our tests convinced us that the Magnavox is the best moving coil speaker sold. The reproduction was as realistic as could be.

Mr. W. James in the "Morning Post."
 Regardless of price the very best I have ever heard.

Radio Editor of a well-known Northern Newspaper.
 No other speakers compare in the slightest degree with the Magnavox.

To endeavour to publish all the testimonials which we have received from the leading Radio Engineers and amateurs in the country would mean our booking all the advertising space in this journal.



R 4



D 80



LYRIC.



BELVEDERE.

REALISM

You can hear the bowing of the strings of the double bass and the beats of the drums in their true tone colour. There are no jarring sounds and the harp does not sound like a flute with Magnavox Speaker Units. There are models for A.C. or D.C.

Type R.4	£8	0	0
.. R.5	£8	5	0
.. D.80/1	£11	0	0
.. D.80/2	£11	0	0
.. M.7.K	£4	2	6
Belvedere Fire Screen Baffle for						
all units				£4	0	0
The LYRIC with M.7.K unit				£4	2	6
LYRIC Baffle only				£1	0	0

REMEMBER THAT ALL MAGNAVOX SPEAKER UNITS ARE EQUIPPED WITH INPUT TRANSFORMERS. 10 ft. INPUT AND FIELD CORDS AND FIELD SWITCH.

THE GREAT VOICE

The second edition of the Great Voice Booklet is now ready. This booklet tells you all about Moving Coil Speakers, Pick-ups, volume controls and Amplifiers for A.C. and D.C. There are 36 pages full of illustrations and diagrams. Send for your copy of this new booklet to-day, price 3d., post free.



THE ROTHERMEL CORPORATION LTD.,
 24, MADDOX STREET, W.1

Phone: MAYFAIR 0578.

ROTHERMEL


CHRISTMAS GIFTS



for you and your friends
this Christmas

The following is from a trader:—

"It is a splendid instrument, absolutely
"silent in operation and of the highest
"efficiency. I have no hesitation
"in recommending the 'Regentone'
"Unit to anyone who wants 'The
"Best.'"



Model W.1a for A.C. Mains
160 v. at 30 m/a.
£7 2 6.

Other models available
up to 350 v. at 100 m/a.
All A.C. Models incorporate
Westinghouse Metal
Rectifier.

Permanent Charger with
Automatic Coupler.

½ amp. - - - 54/-
1 amp. - - - 70/-

Incorporating Westinghouse
Metal Rectifier.

"POWER SUPPLY FOR WIRELESS."
By W. JAMES.

A 30-page booklet giving constructional
details of H.T. Mains Unit and L.T. Charger.
General operating hints, etc. Price 1/-.

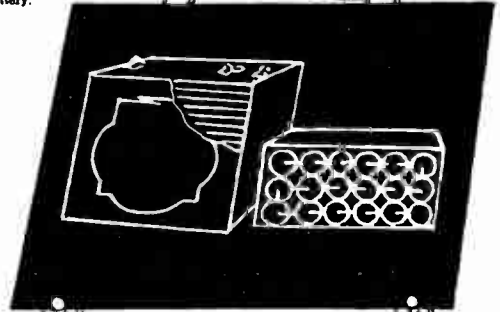
**SATISFIED USERS ARE
OUR ONLY SALESMEN.**

Advt. of Regent Radio Supply Coy., 21 Bartlett's Buildings, E.C.4.



**A Simple
Mathematical
Problem**

It's as obvious as 2 and 2 make 4 that
the Columbia "Layerbilt" is infinitely
superior to a battery composed of
cylindrical cells. Layer upon layer of
BATTERY, not a series of gaps
between the electricity producing
material, as is found in all batteries
built up of cylindrical cells.
And the quality of the Columbia
"Layerbilt"! It is only necessary to
say that it is manufactured by the
world's premier battery manufacturer:
and that thousands are sold
throughout the world. Price **25/-**
Use Columbia "Layerbilt"—
the 100% battery.



Columbia

J. R. MORRIS, Imperial
House, 15, KINGSWAY,
LONDON, W.C.2
Scotland: J. F. Cartwright,
3, Cadogan Street, Glasgow.

Layerbilt

Tidy up your home
for Christmas !

"HARBROS" EASYFIX
the Patent
**CAPACITY REDUCING
FLEX**

For Loud Speaker Extensions
is the neatest, most efficient and most easily
fixed flex on the market. Dispense with the old
and untidy twisted flex and fit "HARBROS."

**One dozen yards sample packet
with fixing pins - - - 3/9**

If your dealer is out of stock send direct to
HART BROS. ELECTRICAL MANFG. CO., Ltd.,
QUEENSWAY, PONDERS END, MIDDLESEX.


Traders, send for Showcards and Prices.

**HARBROS
LOUD SPEAKER LEADS**

The Leads that do not
kink.
Length 8 ft.

2/3

CHRISTMAS GIFTS



At
£12:7:0
 this set is
indisputably
the World's
finest radio
value!

A STRONG statement—adequately supported by the Screened Ethophone's performance . . . by its unique design, its excellent workmanship, and by the BURNDEPT reputation. This is the popular 3-valve Receiver which gives 5-valve results—yet its price is only £12 7s. Hear the Screened Ethophone at your local radio dealer's TO-DAY.

The SCREENED ETHOPHONE

PRICE, including valves and royalty, £12 7s. Cash, or £1 down and twelve monthly payments of 19s. 10d. each.

NOTE THESE POINTS

- 20-25 stations on the loud speaker, at good volume.
- Three valves—including screened grid and pentode—giving results equal to a five-valve receiver.
- Easy operation—only two dials.
- Exceptional selectivity.
- Faultless reproduction.
- Ranges of 210—550 and 560—2,100 metres. No coils or H.F. transformers to change.

BURNDEPT

Wireless (1928) Limited,
 BLACKHEATH, LONDON, S.E.3
 Showrooms: 15, Bedford Street, STRAND, W.C.2

A.J.W.

CHRISTMAS GIFTS



BETTER STILL!



THE Watmel Pick-up carrier sprang into instant popularity as soon as it was introduced, because everyone realised that it affords that accurate tracking of the needle so essential for pick-up reproduction, and yet so lacking in ordinary loose-fitting tone arms. We have now produced an even better model, finished in highly polished aluminium. All joints are ball and cone, easy moving, free from play. A special tracking template is supplied with each carrier, making accurate fitting to your gramophone simple and certain. Ask your dealer to show you one.

7'6

Write for our illustrated and fully descriptive leaflet—it's free.

Watmel

WATMEL WIRELESS CO., LTD.,
IMPERIAL WORKS, HIGH STREET, EDGWARE.
Telephone: Edgware 1323.

Arthur Yorke in "Amateur Wireless" says

"...results compare with instruments costing three times as much..."


"A Loud Speaker for 15/-" was the title of Mr. Yorke's article in the Nov. 17th issue of "Amateur Wireless." In describing the "OV" Cone Loud Speaker he wrote

FOUR LARGE MAGNETS
LAMINATED POLES
ARMATURE BALANCE
LARGE BOBBINS
2000 OHMS RESISTANCE
DUST COVER

"...the results obtainable from it will compare very favourably with instruments costing twice or three times the amount... there are the requisite features in it to enable the instrument to perform efficiently and provide a satisfactory reproduction both of the bass and treble notes!"

What more convincing testimony to the qualities of the "OV" Cone Unit could there be than this expression by an expert? And if you were to ask the many hundreds of listeners about their "OV" Units, they would say

the very same thing. Make your self a loud speaker with the "OV" Unit. Get to know how powerful, pure and lifelike reception can really be—call in at your dealers to-day or order direct.



"OV"
CONE
UNIT
13'6

Another splendid and simple method is to use the "OV" RIDGED CONE, 3/- with this Unit.

RIDGED CONE CO., LTD.,

YORK HOUSE, SOUTHAMPTON ROW, LONDON, W.C.1.
Telephone: Chancery 8313 & 8138.

LUSTROLUX

HUGE SUCCESS SCREENED GRID VALVES
INCREASING DEMAND—TAKE ADVANTAGE NOW

If your dealer does not stock "Lustrolux" send direct and enclose his name and address.

"A" Type

2 & 6 volts	H.F. L.F. R.C. POWER	5/- Each
-------------	----------------------	----------

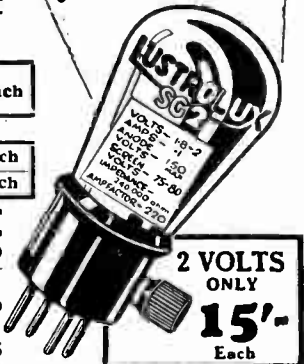
"Super" Type, Ptless.

2 & 6 volts	H.F. L.F. R.C. POWER	6/- Each
		7/6 Each

ALL BRITISH MADE
Every Valve GUARANTEED

FOR ANY CIRCUIT including SCREENED GRID and all "WIRELESS WORLD" SETS

LUSTROLUX Ltd., Lower House Mills, West Bollington, Nr. Macclesfield.



2 VOLTS ONLY
15'-
Each

AN IMPORTANT ANNOUNCEMENT

WE have been successful in obtaining the sole distributing rights for London and district of two useful components which are the product of a world-famous manufacturing concern. These components are (1) an H.T. ELIMINATOR and (2) an L.T. BATTERY CHARGING SET. Both work off A.C. Mains. Exhaustive tests have conclusively proved that no similar apparatus can give better results. The H.T. Eliminator, whilst carrying a bigger transformer and choke than any other makes, is nevertheless very compact in its construction. Multi-way tapings are provided for 150, 100, 80 and 60 volts. Output is 30 milliamps. **PRICE £5 - 0 - 0**

The L.T. Charger is of the non-valve type. This unit consists of an accumulator and rectifying unit and transformer, which will rectify raw A.C., enabling one to supply the correct L.T. current to one's set. This unit is exceptionally high in efficiency. **PRICE 45/-**

Write to the address below for full details of these two excellent accessories.

WESTERN AUTO ELECTRICAL CO.
29, Goodge St. Tottenham Crt. Rd. W.I.

CHRISTMAS GIFTS



HIGH TENSION		
WINNER	60 volts,	7/-
WINNER	66 volts,	7/6
WINNER	99 volts,	11/6
WINNER	120 volts,	14/-
GRID BIAS		
WINNER	9 volts,	1/3

EVER READY CO.
(G.B.) LTD.,
Holloway, N.7

*Now we are right
for Christmas
with*


EVER READY Regd

BRITAIN'S BEST BATTERIES

B53 Advertisements for "The Wireless World" are only accepted from firms we believe to be thoroughly reliable.

CHRISTMAS GIFTS

**BUILD THE PEERLESS
"RESONIC 2"**



Reg. No. 456002.

A Christmas Pastime.

Anyone can build this set in 60 minutes. No drilling. No soldering. All wires cut and bent. JUST ASSEMBLE and then immediately enjoy the radio entertainment, which is of splendid tone and comes in at good loud-speaker volume. Circuit allows use of standard valves (1 H.F. and 1 Power).

Blue Print and easily followed Diagram of Connections included with every set. Cabinet and full Kit supplied in Carton.

COST ONLY £3:15:0

Obtainable from all Dealers or—

**THE BEDFORD ELECTRICAL & RADIO CO. LTD.,
22, Campbell Road, BEDFORD.**

Scottish Office: 113, St. VINCENT STREET, GLASGOW, C.2

A Unique Opportunity

W. J. HENDERSON & CO., LTD. announce that they are disposing of their stocks of certain

**CABINETS
AT BARGAIN PRICES**

owing to these particular receivers having been discontinued.

Portable Cabinet, Five valve type, 18 x 8 x 15 $\frac{1}{2}$, polished oak each **32/8**

Portable Cabinet, Five valve type, 13 x 10 x 18, polished mahogany each **35/-**

American Type Cabinet, with lift lid, 22 x 8 x 9, polished mahogany each **30/-**

American Type Cabinet, with lift lid and drop front, 22 x 8 x 9, polished mahogany, each **35/-**

Carriage extra.

These prices show a saving of approximately 50% on the normal figures.

The offer is a genuine one, and cannot be repeated once the available stocks are cleared.

Satisfaction guaranteed or cash refunded.

PLACE YOUR ORDER NOW.

**W. J. HENDERSON & CO., LTD.,
351, Fulham Road, London, S.W.10.**

Telephones: Kensington 9407-9408. Nearest Station South Kensington. Bus Routes 14 or 96.

WRIGHT & WEARE, Ltd.
WEARITE COMPONENTS
740, HIGH ROAD, TOTTENHAM, N.17
Phone: TOTTENHAM 3847 & 3848.

MEGA VOX

B.B.C. Aerial Coil	- -	15/-
5 X X	" "	10/6
Bases	- -	1/3
600 ohm. Resistance	- -	1/6
ALUMINIUM Screen	- -	9/-

PENTODE 2

COILS	- - -	10/- pair
" FORMER with BASE	- -	2/3 each
" Tube Paxolin 3 x 3 $\frac{1}{2}$	- -	1/2$\frac{1}{2}$
PANEL 14 x 7 x $\frac{3}{16}$	- -	6/-
Paxolin Strip 14 x 1 $\frac{1}{2}$ x $\frac{3}{16}$	- -	1/4
ON and OFF Switch with Terminals	- -	1/-

HEAVY DUTY H.F. CHOKE for Battery Eliminator	-	10/6
STANDARD H.F. CHOKE	-	6/6

WRIGHT & WEARE, LTD.
740, High Road, TOTTENHAM, N.17.
Phone TOTTENHAM 3847-3848.

**AMAZING TRIBUTE
TO THE WONDERFUL
WEILO
TRANSFORMER**

Again and again we receive positive proof of the immense superiority of Weilo Transformers. When tested alongside the highest priced instruments on the market, they have given a cast-iron efficiency of performance worthy of the highest standards of transformer value. In many cases the experts have been amazed that such unusual efficiency and high quality could be marketed at such a low price.

A.J.B. writes:
" . . . have tested this against several well-known transformers at double the price . . . find they do everything you claim . . . purifies reception . . . equal to another value"
Oct. 7th, 1928.

J.D. writes:
" . . . surprised with the performance . . . fills my house with majestic volume . . . am informing my radio friends—'The man with the small pocket'—that at the price he will have to go a long way to beat 'Weilo'"
Sept. 1st, 1928.



Send now for our latest catalogue, one of the most complete and interesting in Radio, giving details of the complete range of Weilo and N.S.F. quality components. You can obtain direct or from most good-class dealers, Stocked by Harrods.

GUARANTEED TWO YEARS

Power Type	Heavy Type
11/6	8/6

Power Typ. has been specified for the "Manchester Evening Chronicle" circuit "Distance Two" by Radica.


Full details from
S. W. LEWIS & Co., Ltd.,
Dart. W.W., 39, Victoria St., London, S.W.1.
Indian Agents: Bombay Radio Co. Bombay and Calcutta.

CHRISTMAS GIFTS



First Communication between England & America on 10 Metres

J W. MATTHEWS (6 LL) used an M-L MOTOR GENERATOR SET during the tests when the above result was obtained.



USE M-L ROTARY TRANSFORMERS and MOTOR GENERATORS

for TRANSMISSION, RECEPTION, and L.F. AMPLIFICATION.

M-L MAGNETO SYND. LTD., RADIO DEPT., COVENTRY.

HAVE THAT RADIO INSTALLED FOR CHRISTMAS

TAKE OUR EASY PATH TO RADIO'S JOYS

WIRELESS GIFTS MAKE IDEAL XMAS GIFTS

EDDYSTONE SHORT WAVE KIT.
For screened grid H.F. 3v. short wave receiver. Adaptable for broadcast.
Send £1. Balance paid by 12 monthly payments of 13/3 each.
Constructional booklet 6d.

MOVING COIL SPEAKERS.
MAGNAVOX. Send 15/-. 12 monthly payments of 12/10 each.
MARCONI. Send 15/-. 12 monthly payments of 9/9 each.
FULL RANGE ON DEMONSTRATION.

EDDYSTONE COMPLETE 2v. INSTALLATION.
With £2 5s. loud speaker, valves, batteries and leads. No extras. Gives splendid tone and good range. Send £1. 12 monthly payments of 11/11 each.

MULLARD MASTER THREE STAR.
Complete kit of parts to specification, with drilled panel and well finished oak cabinet.
Send 15/-. 12 monthly payments of 11/9 each.

CELESTION LOUD SPEAKERS.
No better cones.
Type C.10. Send 15/-. 12 monthly payments of 8/1 each.
Type C.12. Send 20/-. 12 monthly payments of 11/6 each.

EKCO D.C. ELIMINATOR.
For 2 and 3v. sets, D.C. model 29/6
For screened grid sets, D.C. 58/6
For Power Receivers, S.C. 78/6
For 2 and 3v. sets, A.C. 73/6
OR BY OUR EASY PATH.

OSRAM MUSIC MAGNET.
This wonderful one dial tuning drum control screened grid 3v. receiver can be easily assembled by anyone. Leaflet on request. Send 15/-. 12 monthly payments of 9/9 each.
RECEIVER ON DEMONSTRATION.

PHILLIPS ALL-MAINS RECEIVER.
The self-contained 2v. pentode set that requires no batteries. Complete with valves and royalty. Send 30/-. 12 monthly payments of 19/6 each.
FULL RANGE OF PHILLIPS LINES ON DEMONSTRATION.

EDDYSTONE MOVING COIL CABINETS.
Best value obtainable.
Imperial Pedestal model... £4-15-0
Regent Table model... £2-12-6
OR BY OUR EASY PATH.

EDDYSTONE SCIENTIFIC PORTABLE.
A receiver that can be taken anywhere and will work anywhere. Incorporates £7.10.0 Celestion Speaker. No aerial and no earth. We have yet to hear the portable set to equal it.
Price £26-10-0 complete.
OR BY OUR EASY PATH.

OUR OWN SPECIAL 3v. SCREENED GRID KIT.
Complete set of parts for above. Can be assembled in 1 1/2 hours. With metal cabinet and wiring diagram. Send 10/-. 12 monthly payments of 8/1 each.

SEND US DETAILS OF YOUR REQUIREMENTS AND LET US QUOTE YOU TERMS.

WEBB'S RADIO ELECTRIC STORES,

CALL AND INSPECT OUR SHOWROOMS.

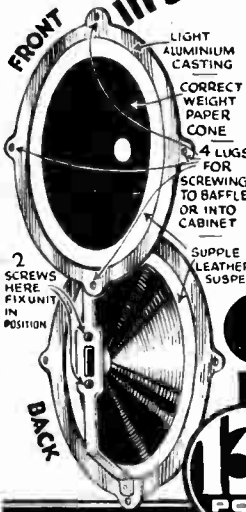
164, CHARING CROSS ROAD, LONDON, W.C.2.
Telephone: Gerrard 1544.

30, STEPHENSON STREET, BIRMINGHAM.
Telephone: Mid. 3028.

41, CARRS LANE, BIRMINGHAM.
Telephone: Mid. 3768.

CHRISTMAS GIFTS

BLUE-SPOT USERS!
Get the Floating Cone that makes a perfect Loud Speaker in 5 minutes—**TO-DAY!**



Here's the efficient, completely assembled Floating Cone that Blue-Spot users have always wanted. Simply two screws and the unit is in place—and the whole ready to screw on to a baffle board or into a cabinet, making a first-class loud speaker that will reproduce with fascinating realism at infinitesimal cost.

A sound job, too—perfectly assembled—light aluminium casting, correct weight paper cone, supple leather suspension, post paid and ready for fixing at once.

GILMAN'S FLOATING CONE

13/- POST FREE

Send P.O. for 13/- to-day to Manufacturers: J. S. Gilman, Portland House, 73, Basinghall St., E.C.2. Or direct in strict rotation. "Blue-Spot" unit (adjustable type 66K) supplied at 25/- extra if desired.

OR FROM YOUR DEALER.

Uniflex
ELIMINATOR KIT
AN
A.C. H.T. ELIMINATOR


WORTH
£5-10

120 Volts 15 Mill. Amp. Output with 0 Volt Tapping.

Any 4 volt Power Valve. Philips No. 373 Valve recommended.
15/- extra.

Send a P.C. and we will dispatch the kit by return of post, C.O.D. (pay the postman 28/-). It contains One Mains Transformer giving 200 volts output, Two 2 mfd. Condensers, One 1 mfd. Condenser (tested 500 volts), One Choke. Complete with Blue print enabling you to build in 10 mins. a first-class Eliminator free from hum. Please state mains voltage, also if Philips Rectifying Valve is desired at 15/- extra. Hundreds more in use. Same circuit as leading manufacturers use.

LIVERPOOL RADIO SUPPLIES (Dept. D), 64, MYRTLE STREET, LIVERPOOL.



ENABLES YOU TO BUILD

for 28/-

MADE IN 10 MINUTES

6d Per Year To Run

BUILT ON THE UNIT SYSTEM AND EVERY PART REPLACEABLE.

ACCUMULATOR

DIONOID

DISMANTLED IN A FEW SECONDS

ECONOMICAL · PORTABLE
ACCESSIBLE · RELIABLE

The Better Battery

THE OPINION OF THE PRESS—
"POPULAR WIRELESS"
"A PARTICULARLY SOUND BATTERY"
"THE BROADCASTER"
"UNDOUBTEDLY A QUALITY BATTERY"

DIONOID BATTERY COMPANY LTD.
PRINCE OF WALES ROAD
DARNALL SHEFFIELD

"Stocked by best dealers."

YOU SHOULD USE A

THERMATTAIX

MAINS SUPPLY UNIT

for L.T. or H.T. or 110th.

Price from **£4.17.6**

And you will always be SATISFIED.

This is a *Thermopile* instrument designed to operate a wireless set from the electric mains, from the household gas supply or by petrol. Thermattaix has been supplied to 300 Gas Companies, to the order of the British, French, Italian and Dutch Government services for their wireless and general laboratory use, and to many colleges. Thermattaix converts any heat into electric current for filament heating. There are no valves or liquids, therefore no replacements are required. There can be no hum.

References, literature and detailed price lists on application.

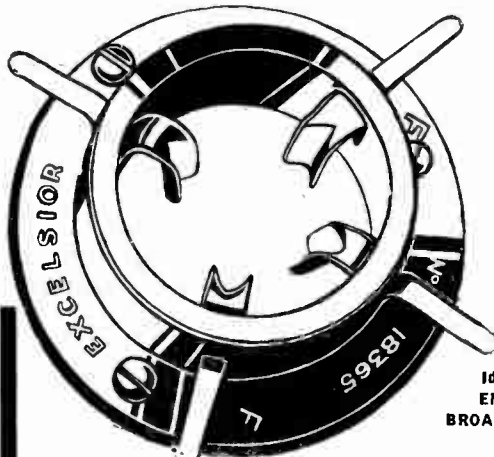
The reputation and reliability of Thermattaix are indisputable.

ATTAX LTD., 106-106a, HIGH STREET, SOUTHAMPTON.

Mention of "The Wireless World," when writing to advertisers, will ensure prompt attention.

CHRISTMAS GIFTS

EXCELSIOR ANTI-CAPACITY VALVE HOLDER



1/-

with fixing pins.
Post Free

Ideal for
EMPIRE BROADCASTING.

The Cheapest Valve Holder with maximum efficiency you can get for 1/-. For Short Wave Sets this valve holder is ideal. "The Wireless World" use it in sets, why not you? Invaluable to Experimenters.

Special Offer. 20 only A.J.S. 21/- L.F. Chokes, 1st & 2nd stage (absolutely new), 4/- post free.


Get your supply now from the Manufacturers:—

EXCELSIOR MOTOR CO., LTD.,
Tyseley, Birmingham.

Squire ALUMINIUM CRADLE FRAME and CONE KIT

for VARIOUS BALANCED ARMATURE SPEAKER UNITS

The frame is ready to take Blue-Spot, Tritron, Bullphone and G.E.C. Units, etc., which are secured rigidly and DIRECT to ALUMINIUM CRADLE or CHASSIS. Setting remains constant, and Speaker will take full output from set without chatter.



ALUMINIUM CRADLE FRAME
Ready to receive various Units. Designed to give easy access to nuts on rear of **12/6** Unit

CONE KIT
Comprising 11 1/2" Kraft diaphragm (forming 9 1/2" cone), 4 Suedlin segments, 1 card ring, all cut to size ready 2/6 for mounting

CRADLE
Complete with Cone Kit, packed in box inland postage pd. **15/-** extra.
A plywood clamping washer is included with a complete set.

FREDK. SQUIRE
24, Leswin Road

Stoke Newington, LONDON, N. 16
Manufacturer of "SYLPHONE" Moving-coil Loud-speaker Parts



The Finishing Touch to your Wireless Set.

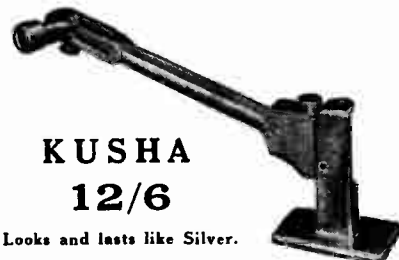
Now you have finished building that set and are proud of it way not carry your pride a step further and enclose it in a "KABLOK" cabinet. There is a "KABLOK" cabinet to suit every receiver, also cone and moving coil loud-speaker cabinets in oak or mahogany, beautifully finished in an extensive range of designs to suit your particular needs. "KABLOK" cabinets are specified for the Mullard Master Three and Master Five Portable. A RECOGNITION OF EFFICIENCY Illustrated list sent free on request.

W. & T. LOCK, Ltd.,
St. Peter's Works,
BATH.
London Showrooms: 11, Red Lion Square, E.C.4, Holborn.



ARE YOUR RECORDS WEARING BADLY?

WEIGHT and FRICTION ARE ALONE RESPONSIBLE FOR WEAR.



Simple and Accessible Adjustments.

KUSHA 12/6

Looks and lasts like Silver.

Fit the new KUSHA PICK-UP ARM. Weight, Tracking Angle and effective Length are Adjustable.

Regulate weight on the record (about 2 ozs. for "light" and 3 ozs for "heavy" records are ample) and make certain of true alignment. You will save considerably on your records, reduce "scratch," and maintain good reproduction.

Increased output enables us to reduce price of this superior fitment to 12/6 (post 6d.).

Appearance is excellent; and the difference between this price and that of inferior arms will be saved many times over on Records New Folder from

R. H. GLASSCOE, Madeira Avenue, Leigh-on-Sea,
or through G.E.C., Hobdays, etc.

THE EBONITE SPECIALISTS SHEETS, TUBE, ROD, PANELS, Etc. FROM ALL HIGH-CLASS DEALERS



Trelleborg Ebonite Works, Ltd., Union Place, Wells St., W. 1

CHRISTMAS GIFTS

The SYMPHONY FOUR

A new Receiver designed for Moving Coil and High-grade Cone Speakers.

Gives the highest possible degree of realistic reproduction, due to special methods of coupling valves. Incorporates Anode Feed Resistances, Choke Filter Circuit and Ferranti Milliammeter. Finest workmanship throughout. *Descriptive leaflet on request.*

EASY PAYMENTS

Supplied in Mahogany or Walnut for an initial payment of 28/-. Balance in 11 monthly instalments.

Write for Order Form SF1.

Cash Price £16 (including Marconi Royalties). All other wireless goods obtainable on monthly terms.

LONDON RADIO SUPPLY CO., 11, OATLANDS, LONDON, E.C.2
Phone City 1877.

BRITKAM-EBONITE

FINEST QUALITY

SPECIAL RUBBER SHEET
for
Moving Coil Loud speaker Construction

Panels cut any size and thickness. Matt or polished surface. Guaranteed against leakage.

Sheets Rods & Tubes

12" x 12" - 1/8
14" x 14" - 2/2
per piece, post paid.

Pliable and elastic yet not too thin. Unlike the thin grades which readily per.sh. Its roughened surface makes it strongly adhere to diaphragm and ring.

BRITKAM-EBONITE Britannia Rubber & Kamptulicon Co., Ltd.,
Newgate St., London, E.C.1.

Proved Performance Pays in the long run!



... and the proved performance of the TRIX Certified Fixed Condenser is borne out both by Faraday House tests and ever increasing sales. Fully guaranteed for capacity, insulation and voltage tests. Capacity is clearly engraved on case as shown. TRIX Certified Fixed Condensers possess real ruby mica insulation and copper foil built into Tritite moulded cases. Complete with terminals and soldering tags. Price 1/- each. Are you using TRIX H.F. Chokes? They are easily the best on the market. Price 5/6 each. Full particulars from:—

ERIC J. LEVER (TRIX) LTD.,
8/9, Clerkenwell Green, E.C.1.
Phone: Clerkenwell 3014/5.



CERTIFIED FIXED CONDENSERS

Get your copy of

The Wireless World DIARY

for 1929

containing useful facts and figures for wireless users, with ample diary pages for memoranda.

This little book makes a much appreciated present to a wireless friend at Christmas time.

PRICES:

Cloth Bound 1/- net. By post 1/1.
In Leather Case, with pockets, pencil and season-ticket window, 2/6 net.
By post 2/7.


From all Booksellers and Stationers.

Published jointly by

"THE WIRELESS WORLD"

Dorset House, Tudor St., London, E.C.4
and Chas. Letts & Co.

The BROWNIE "POPULAR" Transformer



9/6

THE Brownie 'Popular' has been designed to meet the public demand for a general purpose transformer giving really good reproduction suitable for inclusion in home-constructed sets. The remarkable results obtained on these 'Popular' transformers are made possible by very careful attention to the windings and preparation of the core. The magnetic field is composed of special laminations of the softest iron procurable, and the accuracy of the windings on their moulded bobbins gives a resonance and reproduction unequalled by transformers costing twice the price.

The BROWNIE WIRELESS COMPANY (G.B.), LTD.,
Dept. 22, Neisson St. Works, London N.1.

NOW READY

PHOTOGRAMS OF THE YEAR

THE ANNUAL REVIEW FOR 1929 OF THE WORLD'S PICTORIAL PHOTOGRAPHIC WORK.

This volume, edited by Mr. F. J. Mortimer, F.R.P.S., Editor of *The Amateur Photographer*, contains beautiful reproductions of the work of the leading photographic artists of the world. It appeals to all those who appreciate pictures made by the camera.

From leading booksellers or direct from the Publishers:

ILIFFE & SONS LTD., Dorset House, Tudor St., London, E.C.4

Mention of "The Wireless World," when writing to advertisers, will ensure prompt attention.



CHRISTMAS GIFTS



WITH the opening of our new gramophone saloon, another extension to our rapidly-growing business, it is now possible for all lovers of music to purchase gramophone records at the same time as their wireless parts and accessories. We have already been appointed official agents for

COLUMBIA ZONOPHONE HIS MASTER'S VOICE PARLOPHONE ETC.

and other leading makes, and hold large stocks for immediate delivery. Pay a visit to our gramophone saloon, hear & choose your records in comfort.

XMAS PRESENTS

Solve your Xmas present problem by visiting our showrooms. What could be more acceptable as a present than a portable gramophone, a small table grand, or a few good records? Or if for wireless enthusiasts, a low-priced portable set or some useful adjuncts, such as:—

Wet High Tension Battery, G.E.C. Music Magnet Kit, Cossor Melody Maker Kit, New Mullard Master 3 Star Kit, Mullard Portable Five Klt, Soldometa Soldering Outfit, Voltmeters, Ampmeters, Red Spot Loud Speaker Unit, New Lion Amplion Speakers.

If you cannot call, write for our new gramophone booklet "Sound Waves from Days," or Wireless booklet "Rays from Days," or our Comprehensive Catalogue, post free 6d. (free to callers).

WILL DAY LTD.

(The best in the West),

18-19, Lisle St., Leicester Square, W.C.2.

Telephone Regent 6921-6922.

Telegrams: "Titles, Westrand, London."

CONTINUOUS DEMONSTRATIONS FROM 9 A.M.—7 P.M.



Build your **FIVE VALVE PORTABLE** for less than **£6**

Cabinet and Blue Print only **39/-**
Write for details.

Similar to the commercial set sold for £25 or more. Amazing results, numerous testimonials. On test has received 2LO, 5-B, 5XX, Paris, Berlin, Eilversum, and many other British and Continental stations. Wavelength range 250-2,000 metres.

"Scientific" Non-Metallic Loudspeaker.

18/9 post paid.




Height 22". Flare 10". For purity and volume this speaker cannot be equalled at the price. Entirely free from unpleasant resonance.

Horn only **5/9**

N. & K. Pattern Headphones... **6/11**

Double reading Volt-meter, 0-3v., 0-120v., post paid... **4/9**



SCIENTIFIC RADIO CABINET DE LUXE IN OAK.

A very handsome piece of furniture with ample cupboard room for batteries, loudspeaker, etc. Everything can be enclosed.

£2. 12. 6 36" x 24" x 14" overall. For sets up to 21" x 7" x 9".

£3. 19. 6 36" x 30" x 18" overall. For sets up to 26" x 8" x 12".

Crate 2/- extra. Carriage forward.

SCIENTIFIC SUPPLY STORES, 128, Newington Causeway, LONDON, S.E.1.

THE MOTOR CYCLE

The Motor Cyclist's Newspaper

EVERY THURSDAY — 3d.

Publishers: ILIFFE & SONS LTD., Dorset House, Tudor Street, London, E.C.4. w.w.15



YOUR need is selectivity—You want to cut out completely interfering stations, either Local or Distant, and to receive any station desired. You can do this in a minute by fitting the Harlie Wave-Selector between your Ariel and Set. It increases volume too! Whatever Set or Aerial you may have, the Harlie Wave-Selector will increase its selectivity, range and volume. You must at least try-out this wonderful Wave-Selector. Obtain it from your dealer, or request us to forward by post C.O.D. under the conditions of our £100 guarantee. **NO ALTERATION TO SET—JUST PLUG AERIAL INTO SOCKET PROVIDED—FULL PARTICULARS ARE GIVEN.**

4½" high, 3½" diameter. In finest grade black crystalline finish throughout. **2 MODELS SUPPLIED:**

- (a) Normal Waveband, 200-700 metres
- (b) High Waveband, 700-2000 metres.

Please state model required when ordering.

£100 GUARANTEE

Money returned in full if the "Harlie" Wave-Selector proves unsatisfactory, and is returned to us within 7 days of purchase.

Write to Dept. D.,


HARLIE BROS., Balham Road, Lower Edmonton, N.9.

PRE-EMINENT & SUPREME

Readers of "The Wireless World"

have always been able to recognise the "quality" products, and for this reason the very first advertisement we placed for our radio sets, **OVER 6 YEARS AGO,**

LONG RANGE, SELECTIVITY, EASE OF OPERATION AND QUALITY OF RECEPTION, ARE THE CHIEF CHARACTERISTICS OF OUR LONG-RANGE 3-VALVE CABINET SET WHICH



£21 or supplied for 47/6 with order and 28/- monthly or any reasonable easy terms to suit your pocket.

Absolutely complete with all Batteries, Loudspeaker, Screened-grid and Pentode Valves, etc.

Constructors Envelope 2/9

Other bargains from our Agent or direct.
Brown Moving-coil Loudspeaker 15/3 with order 15/6 monthly.

Celestion C.10 Loudspeaker, 9/9 with order, 9/9 monthly.

is supplied in arial as well as NON-AERIAL MODEL, and covers all wavelengths from 240 to 2,000 metres. There are no variable coil-holders with troublesome and expensive interchangeable coils, but just the single layer arial tuning coil with switch for all wavelengths and all dead-end troubles eliminated. Reaction is obtained by our own special device, and can be regulated to a nicety with a sliding side handle. The closed circuit is ready calibrated and the set can be made to oscillate without fear of radiation, and so distant stations can be searched for without causing interference. Screened grid and Pentode valves are fitted, and the cabinet which holds ALL Batteries is beautifully finished in oak or mahogany. Catalogue free with description of our twenty different receiver models.

5 VALVE PORTABLE £16/16/0 ONLY

as well as our portfolio of **LEGALLY-SWORN TESTIMONIALS** which shows actually that clients do get

40 STATIONS ON LOUD SPEAKER

there being but a few tributes from the hundreds on our files. **WE TAKE YOUR OWN SET IN PART PAYMENT.**

DUNHAM ELIMINATORS AND CHARGERS.


Just a Dunham set takes first place for all that makes a receiver worth while. Our eliminators and chargers can be said to be the best yet. They have many advantages over other models, including: fireproof, covers beautifully finished in glossy enamel which also acts as interference screens, preventing noise through induction made under I.B.E.C. regulations they have shockproof solating transformer internal fuses, and are guaranteed!

ABSOLUTELY QUIET.

Greatest output, takes least from the mains.

C.S. DUNHAM
Late Radio Engineer
to Marconi & Co. since its inauguration
of the BBC since its inauguration

ELM WORKS, ELM PARK BRIXTON HILL, S.W.2.



Senior Model, output with tapings. 150 volts 20 milliamps.

£5. 18. 6 or 10/- monthly.

De Luxe Model, with tapings. 180 volts 40 milliamps


£7. 7. 0 or 12/6 monthly.

Charger 5 0/- (using Westinghouse metal rectifier), or supplied for first payment of 10/- and then 4/8 monthly

Write for full list of easy terms, sending your requirements. The new Cossor Melody-Maker Kit, 12/9 with order, 12/9 monthly.

Amplion Loudspeaker 12/6 with order 12/6 monthly.

GOLSTONE NEGROLAC REGISTERED THE WORLDS BEST AERIAL



Do you wish to increase the efficiency of your receiving set 25%? Bring in long distance stations, hitherto unobtainable without the aid of extra valves? Add volume, clarity and selectivity to your set? This is the experience of users of "NEGROLAC" Aerial. Your set is capable of far better results. Let us send you pamphlets giving extracts from technical reports, testimonials, and full particulars with sample.

Prices: Coils of 50 ft. 9/-
" 80 ft. 15/-
" 100 ft. 18/-

"NEGROLAC" INDOOR AERIAL

Extraordinarily efficient. Prices from **3/-**

Full particulars on request.

LONDON DEPOT: 5 & 6, Eden Street, Hampstead Road, N.W.1.
Phone: Museum 2492/3.

WHAT USERS SAY:—

Mr. J. E. M. Pentre, nr. Wrexham, writes:—
"I think it is just wonderful the results are simply amazing. It has increased my 3-valve set 100 per cent. All stations come in now so much purer, and certainly they are nearer to one."

Mr. W. R. G. Kippax Street, Hulme, writes:—
"The improved results after replacing the old aerial with your Golstone 'NEGROLAC' Aerial were simply amazing."

Mr. A. B. Benderloch Scotland, writes:—
"A customer states that he received 50 extra foreign stations with your famous aerial wire."

Mr. T. B. c/o D. A. & Co., Ltd., Dukinfield Manchester, writes:—

"Considerably more volume was received. It enabled me to reduce my length of aerial and obtain more selectivity with ample volume. Results obtained were worth extra cost."

Mr. S. H. H. Trowbridge, writes:—
"Really the result is simply marvellous, and all that have heard my set since putting the aerial up think it splendid. I shall do all I can to introduce your 'Negrolac' Aerial to my friends."

Ward & Goldstone
PENDLETON MANCHESTER

Mention of "The Wireless World," when writing to advertisers, will ensure prompt attention.

MISCELLANEOUS ADVERTISEMENTS.

NOTICES.

THE CHARGE FOR ADVERTISEMENTS in these columns is:

12 words or less, 1/- and 1d. for every additional word, e.g., 18 words, 1/6; 24 words, 2/-. Name and address must be counted.

SERIES DISCOUNTS are allowed to Trade Advertisers as follows on orders for consecutive insertions, provided a contract is placed in advance and in the absence of fresh instructions the entire "copy" is repeated from the previous issue: 13 consecutive insertions 5%; 26 consecutive, 10%; 52 consecutive 15%.

ADVERTISEMENTS for these columns are accepted up to **FIRST POST** on **THURSDAY MORNING** (previous to date of issue) at the **Head Offices** of "The Wireless World," Dorset House, Tudor Street, London, E.C.4, or on **WEDNESDAY MORNING** at the **Branch Offices**, 19, Hertford Street, Coventry; Guildhall Buildings, Navigation Street, Birmingham; 260, Deansgate, Manchester.

Advertisements that arrive too late for a particular issue will automatically be inserted in the following issue unless accompanied by instructions to the contrary. All advertisements in this section must be strictly prepaid.

Postal Orders and Cheques sent in payment for advertisements should be made payable to **ILLIFFE & SONS Ltd.** and crossed. Notes being untraceable if lost in transit, should not be sent as remittances.

All letters relating to advertisements should quote the number which is printed at the end of each advertisement, and the date of the issue in which it appeared.

The proprietors are not responsible for clerical or printers' errors, although every care is taken to avoid mistakes.

NUMBERED ADDRESSES.

For the convenience of private advertisers, letters may be addressed to numbers at "The Wireless World" Office. When this is desired, the sum of 6d. to defray the cost of registration and to cover postage on replies must be added to the advertisement charge, which must include the words **Box 000, c/o "The Wireless World."** Only the number will appear in the advertisement. All replies should be addressed **No. 000, c/o "The Wireless World," Dorset House, Tudor Street, London, E.C.4.** Readers who reply to Box No. advertisements are warned against sending remittance through the post except in registered envelopes; in all such cases the use of the **Deposit System** is recommended, and the envelope should be clearly marked "Deposit Department."

DEPOSIT SYSTEM.

Readers who hesitate to send money to unknown persons may deal in perfect safety by availing themselves of our **Deposit System.** If the money be deposited with "The Wireless World," both parties are advised of its receipt.

The time allowed for decision is three days, during which time, if the buyer decides not to retain the goods, they must be returned to the sender. If a sale is effected we remit the amount to the seller but, if not, we return the amount to the depositor. Carriage is paid by the buyer, but in the event of no sale, and subject to there being no different arrangement between buyer and seller, each pays carriage one way. The seller takes the risk of loss or damage in transit, for which we take no responsibility. For all transactions up to £10, a deposit fee of 1/- is charged on transactions over £10 and under £50, the fee is 2/6, over £50, 5/-. All deposit matters are dealt with at Dorset House, Tudor Street, London, E.C.4, and cheques and money orders should be made payable to **Illiffe & Sons Limited.**

THE SALE OF HOME-CONSTRUCTED UNLICENSED APPARATUS.

A Service to our Readers.

We have made an arrangement with the Patentees whereby readers who wish to dispose of a home-constructed receiver not licensed under the patents made use of, can license the set by means of the **Deposit System** referred to above.

The person desiring to sell, in sending us particulars for his advertisement, will in every case make use of a **Box No.** and should add to the price which he requires the amount of royalty customarily paid by manufacturers.

If the purchaser is satisfied with his purchase, the sum realised will be forwarded to the seller, less the amount due in respect of royalties, which amount will be paid by "The Wireless World" to the owners of the patents concerned, and a certificate will be handed on to the purchaser of the set.

SPECIAL NOTE.

Readers who reply to advertisements and receive no answer to their enquiries are requested to regard the silence as an indication that the goods advertised have already been disposed of. Advertisers often receive so many enquiries that it is quite impossible to reply to each one by post.

B&J QUALITONE PRODUCTS

ALL WIRELESS WORLD COILS.

"EUROPA III"
COILS 22/- Set. SCREEN 5/-.

"MEGA VOX"
B.B.C. 16/-; XX 10/6. BASE 1/6. SCREEN 5/-.
800-ohm resistance 1/6.

B&J Wireless Co.
2, Athelstane Mews, N.4. Mountview 1095.

Appleby's

1919

ON THE SQUARE

The part exchange service in which thousands of radio experimenters place every confidence.

1928

Appleby's

"British—and run like British cricket."

A descriptive brochure on this service, "The Ins and Outs of the Outs and Ins," post free on request to Section W, NUMBER FORTY-FOUR, In Chapel Street, London, N.W.1.



1/9 Each
Usual Price 3/6

2 FOR 3/4 Post Free

VERNIER DIALS SLOW MOTION

Will fit all standard condensers. Hair line tuning. One hole fixing. Increase the selectivity of your set.

PUGH BROS., 55-101, Holloway Rd., London, N7.

IMPORTANT NOTICE.

Owing to the Christmas Holidays, the next two issues of "THE WIRELESS WORLD" are closing for press earlier than usual.

In accordance with the Notice that appeared last week, the latest date upon which Miscellaneous Advertisements could be accepted for the issue of December 19th was **WEDNESDAY, December 12th.**

For the issue of December 26th advertisements for these columns can be accepted up to **FIRST POST, WEDNESDAY, December 19th.**

RECEIVERS FOR SALE.

YOUR New Set or Your Repairs.—Consult **F. D. Armitage, 12, St. Domingo Grove, Everton, Liverpool.**

SECOND-HAND Receivers, 1-8 valves, perfect; cheap; state requirements.—**Coutts, Engineers, Holby, [1424]**

MONOTUNE THREE, the 40 station receiver by Allinson, complete constructional envelope and price list of parts; 1/2; circular free; hundreds of dealers and users say the best three.—**Below.**

SCREEN Grid Stage for the Monotune, complete kit of parts, cabinet and panel, with plans and instructions; 67/6.—**A. E. Oakley, 43, Carleton Rd., London, N.7. [1956]**

YOUR Receiver will be all the better for fitting a **Volume Control Clarostat**; 8/6, post free, at all dealers.—**Dr. Claude Lyons, Ltd., displayed advertisement. [2009]**

GECOPHONE 4-valve Set, as new, with valves, £11.

BURNDEPT 4-valve Set, with valves and coils, £10; another, last season's model, as new, £12; all in good order and carriage paid. **James Scott and Co., Radio Engineers, Dunfermline. [0207]**

5-VALVE Portable, complete, new; £16, or terms.—**Express Radio, Factory Sq., Stratford, S.W.16. [2138]**

SUPERHET, 8 valves, consumption 8 amp, full working order, test any evening; N.3 district; £21.—**BM/1234, London, W.C.1. [2104]**

SOLODYNE Five, mahogany cabinet, Irganic condenser one stage R.C., output filter, Mullard valves, Amplion speaker; £16/10, for quick sale.—**Hester, Bromsgrove, Worce. [2262]**

BURNDEPT Ethodyne, 1926 model, complete with 7 valves and 2 frame aeriads; cost £80, what others.—**Bunnicker and Pittou, Millrow Rd., Rochdale. [2099]**

READ and MORRIS, Ltd., for mains sets and components, the mains pioneers in 1924; 28 London hospitals are equipped with **Read and Morris** mains set, using no batteries; some of these sets have not even required their doors unlocking for over two years—just a switch on the wall used, nothing else touched. Single sets supply over 800 pairs phones and loud-speakers. Abroad one of our mains sets functions in a government hospital 600 miles from the nearest broadcasting station.

READ and MORRIS, Ltd.—2-valve set for D.O. mains from £10; A.O. sets from £15.

READ and MORRIS, Ltd.—H.T. eliminators for D.O. mains, £4; for A.O. mains, £6/10; eliminator transformers, from £15/-; full wave rectifying valves, 10/.

READ and MORRIS, Ltd.—Why use accumulators if A.O. mains are available? The **Longton L.T.** unit is a complete substitute at negligible cost, always ready, valve rectifier, no batteries, gives 1.2 amps. at 2, 4, or 6 volts, and operates any set; new price, £6/15.

READ and MORRIS, Ltd., for electrolytic condenser sets; we use them, have used them for 3 years, liquid and dry; we test them all, but find **Longton** the best, capacity approximately 2,000 A.F., non-liquid; price 12/6, as used in the famous L.T. unit.

READ and MORRIS, Ltd., for moving coil loud-speakers; delivery from stock; also mains-operated receivers and amplifiers for same. Demonstrations continually, service always.

READ and MORRIS, Ltd., undertake the design and construction of any type of radio apparatus. We make for the individual and guarantee results. It will pay you well to consult us before buying elsewhere.

READ and MORRIS, Ltd., have second-hand sets, best makes only at junk prices; **Elwell Aristophone**, type 57, 5-valve, £8; **Burndept Ultra IV**, with Mark IV tuner, £10, original price £54.

READ and MORRIS, Ltd., 31, Enstone St. (facing back of Waring and Gillows', Oxford St., W. [1973]



Model R.K. Radielle H.T. Supply Unit £13.15.0 inclusive of Royalty and complete with two Philips 505 valves. 350

volts on 70 m.a. load for A.C. mains.

The outputs of all "Radielle" H.T. Eliminators are guaranteed to be in accordance with published graphs.

MOVING-COIL LOUD-SPEAKER

For use with 6 volt accumulator £15. 15. 0

For use on D.C. Mains £16. 16. 0



Catalogue W.W. 17 sent 10/1 free on request.

THE RADIELLE CO., LTD., 18a, Haverstock Hill, Chalk Farm, London, N.W.8. Telephone: Hampstead 1934.

"Radielle" FOR RESULTS

VOLUME CONTROL



Here is a true volume control, one which does not create distortion. It gives you just the volume you desire and keeps your reproduction pure at all times. The "Voluvern" gives perfectly smooth control from maximum to minimum.

Don't detune—that is the cause of distortion. Fit the Gambrell Voluvern and retain purity of reception at any volume you desire.

6/9 EACH
0 to 1 Megohm.

Perfect for use with Radio Receiver or Gramophone Amplifier. Write for Illustrated "Components Folder."

GAMBRELL RADIO LTD.
Buckingham House, Buckingham Street, Strand, London, W.C.2.

Receivers for Sale.—Contd.

MARVELOCS Offer.—Buy direct from manufacturers: 10/- deposit secures complete 3-valve loud-speaker set, 100-volt H.T. grid bias, 2-volt accumulator, 30/- loud-speaker (cone or horn), valves, aerial equipment; cash £6/10; 7 days' approval; unsolicited testimonials received daily; agents required; see buyers guide. H. T. O. Electrical, 2, Boundaries Rd., Bulham, S.W.12. Tel.: Battersea 0374. [0265

THE RECEPTE Co. Specialise in Building Receivers to suit Customers' own Particular Requirements; write for quotation; low prices and quick delivery; satisfaction guaranteed.

THE RECEPTE Co. Also Carry Out Repairs and Alterations to Existing Sets.

THE RECEPTE Co. Also Make a Range of Standard Receivers Designed for High Quality Reproduction; write for particulars and prices.

THE RECEPTE Co., 1, The Mall, Southgate, N.14. [2177

"WIRELESS WORLD" Short Wave Two, beautifully made, best components; bargain, £4.—Apply Baumber, Brook Rd., Whitechurch, Salop. [2259

EVERYMAN Four, Dighy cabinet, pick-up plug, 6-volt valves, with B.T.H. or Brown's disc speaker; £12.—Pearce, 56, Great Percy St., W.C.1. [2257

RADIO Sets Made to Customers' Own Requirements, any make of standard set built and supplied; write terms.—Engineer, 273, Euetcombe Av., Charlton. [2248

McMICHAEL Super Screened 4-valve Portable Receiver, quite new, and in perfect condition; cost 35 guineas.—Best offers to B.M./B.B.B., London, W.C.1. [2247

EVERYMAN Four, exceptional set, best quality components to specification, fitted reaction on long waves, Weston milliammeter, volume control for pick-up, etc., 6-volt valves, mahogany cabinet; £12/12; hear it after 7.30 by appointment.—Duncan, 21, Campden Hill Gardens, W.8. Phone: daytime, Bishopsgate 4455. [2230

ESTREE Six, the well known set; to be sold without reserve on Friday, 14th December.—Stevens' Auction Rooms, 38, King St., Covent Garden, W.O.2. [2229

SUPERHET, 8 valves, in beautiful mahogany cabinet, with valves; also Everyman Four, in oak cabinet, with valves; will sell the 2 for £35, or near offer.—Write Box 9023, c/o The Wireless World. [2223

SCOTT SESSIONS and Co., Great Britain's Radio Doctors.—Read advertisement under Miscellaneous. [0263

SIMMONDS BROS.—Receivers constructed to any published design or to your individual requirements, guaranteed workmanship, repairs, reconstructions, overhauls, modernisations.—Shireland Rd., Smethwick. [9691

DOMINIONS Short Wave Three, as described in the Wireless Magazine of November 27th, 1927, built with Cylind short wave condensers and R.I. transformers and boxed in part mahogany cabinet, cost about £12, to be sold as owner is purchasing a screened grid set; price, with 3 Igranic short wave coils and Marconi licence, £8.—Box 9176, c/o The Wireless World. [2336

OSRAM Music Magnet, assembled, tested; for £8/10, the price of components.—B.M./ZVCH, London, W.C.1. [2328

RECEIVERS, all types; catalogue, 6d.—Taylor, Brookfield Works, Morton St., Failsforth, Manchester. [2272

WIRELESS is a Fascinating Subject, but makes heavy demands upon the purses of its devotees. For one who is determined to keep abreast of the times, there are always new components to be bought, and sets and loud-speakers to be superseded.

At the Same Time, the would-be buyer is often deterred from buying because he knows that there will be still one more piece of apparatus left on his hands, to add to those already in the junk box.

We have Opportunities of disposing of semi-obsolete apparatus to those who are not fortunate enough to be able to afford the latest type, and will take such apparatus or components, providing they are in saleable condition, in part exchange for any new set, loud-speaker or component required.

All We Ask is that You should Send Along a List of Your Old Apparatus, together with your new requirements, or, better still, send the apparatus to us to inspect, when we will make you a fair offer.

If You Approve of this You can Send Your Remittance for the balance, and we will forward the apparatus required; if you have sent your old apparatus and you do not approve of our offer, we will return carriage paid.

The Principal of this Firm, who has been a professional wireless engineer since 1910, and has been manager for the Sterling Telephone Co., radio expert to the General Electric Co., and Chairman of the Technical Committee of the National Association of Radio Manufacturers, will willingly give advice to those who are desirous of purchasing apparatus; we are entirely unbiased and will recommend the best apparatus for your particular purpose; you save money by having genuine expert advice.

Don't Forget We Will Take Your Old Receiver or Components in Part Exchange.

We Will Also Build Any Sets to Specification (Marconi Royalties payable), and install anywhere in the British Isles; sets modernised; send for estimate.—Scientific Development Co., 51 Fishergate, Preston. Tel.: 1364. [0226



A MOVING COIL LOUDSPEAKER FREE

for a NEW PRODUCT. 10/6 each.

NAME THIS SUPER TRANSFORMER AND WIN A MOVING COIL KIT OR A TERRALTO LOUD-SPEAKER.

Equal to many selling at double the price.



You require a First Class Transformer. In order to introduce and name this new line we are offering a prize of a Moving Coil Kit of Parts or a Terralto Loudspeaker to the purchaser of a Super Transformer whose letter first reaches us and contains the name accepted which becomes the property of the Company. Coupons for two weeks only. Closing last post Friday morning, Dec. 14th. Results published in issue of "The Wireless World," Dec. 26th.

COUPON.
Please send me C.O.D. one Super Transformer at 10/6. I agree to submit my suggestion under the conditions outlined above and to accept the Company's decision as final and legally binding.
I suggest as a name for your Transformer:—
Name
Address

A. W. Griffin & Co. Ltd., Bates Hill, Redditch



LEAD TO LEAD

FOR PERFECT CONTACT

The advantages of using lead-plated Grade Terminals for accumulators are twofold. Firstly, they offer the least resistance for a steady flow of current; Secondly, one not only secures a firmer contact, but such terminals are not easily affected by acid. The method of wire attachment is most simple. It leaves no exposed wires and ensures a safe and good connection.

Made in two sizes for all types of screw terminals. Price 2d. each. Also supplied nickel-plated at same price.

CLIX-LOX

Does your wander plug fit your H.T. battery socket? If not, there is a danger of it jumping out and causing trouble! Not only that, but your reception will be marred by unpleasant noises due to bad contact. Fit a Clix-Lox Adjustable Wander Plug and there will be no more trouble or danger. It fits snugly into the socket of any H.T. Battery by a turn of the insulator. A turn and it is securely locked into position.

Price 2d. each. The Clix Showcase, in addition to the above, contains six other aids to perfect contact. See it on your dealer's counter.



LECTRO LINX LTD., 254, Vauxhall Bridge Rd., London, S.W.1

HELLESEN DRY BATTERIES



HE LAUGHS BEST . . .

RIDLEY totted up the score for the final rubber. He had just brought off his second grand slam of the evening and was in great fettle. "Now, my boy," he said with gusto, "I will introduce you to something equally hot in the way of radi." Svbil and I exchanged resigned glances, but as luck had it we were to be spared. A loud hum from his mains unit came through, followed by a "plonk" and silence. Well, it was only sporting to slip home and fetch him my spare Helleesen; it gave him a chance to hear how perfect reception can be from a first-class H.T. Battery. I do 't think he intends to replace that Main's Unit. Anyway, he was making discreet enquiries in the train that morning about Helleesen Batteries and how long they last.



1928 Reduced Prices.

Standard Capacity.	
"Wiray" 9 volt Grid Bias Type	2/-
"Wirin" 60 volt H.T. type	10/6
"Wirup" 99 volt H.T. Type	18/-
"Wisol" 108 volt H.T. type	20/-
Trebble Capacity.	
"Kolin" 60 volt H.T. type	19/-
"Kolutp" 99 volt H.T. Type	32/6

Your Dealer Stocks them.

SUPREME for 27 years.



A. H. HUNT LTD., CROYDON, SURREY.

Receivers for Sale.—Contd.

EVERYMAN Four, with new valves and Amplion A.R.19 loud-speaker, splendid results, bargain. £5; also another Amplion A.R.19 loud-speaker, what offers?—56, The Mall, Southgate, N.14. [2326]

BRITPHONE 4-valve, mahogany cabinet, perfect order; £5.—73, Lyall Mews West, London, S.W.1. [2324]

MULLARD Raleigh 5-valve Set, 2H.F. detector (screened), 2L.F., best components, 6v. P.M. valves, long and short wave Colveru coils; a gift, £23, or offers.—Carr, 30, Clarendon Rd., Morecambe. [2321]

SOLODYNE, complete with long and short wave coils, guaranteed perfect order, 30 to 40 stations, any evening; £8.—Wilson, 129, Chatham St., Reading. [2320]

MEGAVOX, complete with valves and coils, no cabinet, prize winning set from Manchester Exhibition; bargain, 12 guineas.—Haigh, Talbot Cottage, Alderley Edge, Manchester. [2308]

RADIOLIT 6-valve Portable Superhet., complete with B.T.H. valves and batteries, frame aerial; £12, or near offer.—Vauther, 234, Brixton Hill, S.W.2. [2306]

3-VALVE All-wave Receiver, in mahogany fall-front cabinet, perfect, £5; with telescopic (£7.10) speaker, £11.—5, Vallance Rd., N.22. [2305]

BOWYER-LOWE 7-valve Superhet., in splendid condition, comprising 4 matched impedance P.M.S.X. interfrequency, 1 D.F.E. osc., 1 B.T.H. B4 and 1 P.M.6 (output) valves, high and low wave coupler, 250 to 2,500 metres, mounted on baseboard with handsome polished mahogany panel and voltmeter installed, complete with frame; usual price £25, take £16, or near offer; W.W. deposit terms.—Dixon, 10, Normandy Av., Barnet. [2293]

5-VALVE Cosmos Wireless Set, complete with all accessories and D.C. accumulator charger; £15; can be seen evenings.—Marrae, 1, Prince of Wales Mansions, Battersea Park, S.W. [2283]

IGRANIC 6-valve Superhet., new Marconi valves, Marconi speaker, frame aerial, cabinet; £18.—Turner, 55, Ivy Rd., Cricklewood. [2277]

4-VALVE Set (Everyman Four), in pedestal type cabinet, with 2-v valves and accumulator; £15, or near offer.—Box 9180, c/o The Wireless World. [2340]

MARCONI Straight Eight, complete with H.T. batteries, L.T. accumulation, also H.T. elimination; whole set complete, £35, or nearest offer.—Box 9188, c/o The Wireless World. [2343]

BATTERIES.

WET H.T. Batteries.—Parts per dozen: Jars, 2 1/2 x 1 1/2 square, 1/3; zincs, 1ld.; sacs, 1/2 dozen; dozen cells (18 volts), complete with bands and electrolyte, 4.3, post 9d.; high efficiency, long life, self-charging, upkeep small; send 6d. for sample unit; illustrated booklet free; carriage free orders 10/-; write for free list wireless bargains; trade supplied.—W. Taylor, 57, Studley Rd., Stockwell, London. [0039]

C.D.E.S. Accumulator Charging Service.—Collection and delivery in 5 mile radius of Croydon; send for particulars to Croydon and District Electric Service, Dept. W., 98, Cherry Orchard Rd., Croydon. [1009]

WET H.T. Replacements.—Sacs capped or uncapped, highest grade, No. 1, 10d. per doz.; No. 2, 1/9 per doz.—See below.

ZINCS.—Best quality (aircell), No. 1, 8d. per doz.; No. 2, 9d. per doz.; orders valued 5/- carriage paid, otherwise 6d. per postage.—British Battery Co., Clarendon Rd., Watford, Herts. [0258]

BATTERIES Direct, a saving of 40%.—60-volt, 6/3; 108-volt 10/11; postage 9d and 1/- respectively; British throughout and fully guaranteed; super treble capacity also stocked.—The Johnson Engineering Co., Dept W.W., 86, Great Portland St., W.1 [1074]

WHY Continue to use an H.T. Battery? If you are on D.C. or A.C. mains, why not use them? Send for our pamphlet, "Power," which will be sent free, together with other useful publications.—Claude Evans, Ltd., 76, Old Hall St., Liverpool. [2010]


PENTODE Users' Real Portable Quality H.T. Accumulators, 150-volt, large capacity for Pentode 5, £5; ditto Pentode 2, 75/-; both easily portable; no battery required; guaranteed 12 months; sample 2/-.—Pearson Bros., bedworth, Nuneaton. [2127]

ACCUMULATORS.—Fuller's block, new long life accumulators, 2 volt 40 amps, new 5/6; 4 volt 40 amps, 10/6; 6 volt 40 amps, complete with case, 16/6; approval, e.o.g., postage extra.—Pride and Clarke, 153, Stockwell Rd., S.W.9. [2219]

120-VOLT W.J. Exide Accumulator, fully charged; 27/6; here 1 p.m. 12 hours use; 17/6.—Selby, 30, Rosslyn Rd., Barking. [2292]

BATTERIES.—Direct supply saves money: 5-volt grid bias, 1 1/2-volt tappings, 1/-; 16 1/2-volt ditto, 1/10; double capacity H.T., tapped, 66-volt, 7/6; 115-volt, 12/-; 120-volt, 12/9; 132-volt, 15/-; 150-volt, 18/9; treble capacity H.T., tapped, 60-volt, 12/6; 120-volt, 25/-; 150-volt, 31/-; 200-volt, 41/-; anode bend grid cells, square type, 1 1/2 volts, 9d.; all prices are per battery and carriage paid; if you use an instrument for deafness, send stamp for details of battery supply offer; reigning London prices halved; all batteries guaranteed British throughout.—Ford and Co., New Rd., Ponders End, Enfield. [2315]

Read this Conclusive Proof of our Loud Speakers!



THIS IS OUR "SUPER" MODEL

(Registered Design applied for Patent No. 23371-28.)

Magnet unit made of Dynamo Steel as recommended by the Wireless Press. The most efficient All-Steel model on the market at the price. **PRICE £4 - 7 - 0**

Models are quickly and easily put together by any amateur.

The following letter, which refers to the "SUPER" Model, is a typical appreciation of BAKER'S MOVING COIL LOUD SPEAKER OUTFITS!

Messrs. A. Baker's, Radio Specialists, 89, Selhurst Road, S. Norwood, S.E.25, November, 1928.

Dear Sirs, We feel that we must write you and thank you for the excellence of your Moving Coil Loud Speakers. We were asked to relay the Centoph service from Whitehall into one of the largest Parish Churches in Liverpool, and the question of Loud Speakers then presented itself to us. It was decided that the only solution to the problem was to visit the Manchester Exhibition and decide for ourselves which was the best speaker for the job. We arrived late at the Exhibition and heard all the M.C. Speakers available. The only speaker for the purpose of filling the field type, November 11 came and the Church was crowded to the doors. 1,100 people assembled to take part in the Service from the Centoph and every one of the congregation heard every minute impulse which the Microphones in Whitehall were transmitting. Since the Service we have been profusely congratulated on the success of the relay, and of profusely congratulated on the success of the speaker we used. You will realise that at least four M.C. Speakers could have been used, but one of "Baker's" Moving Coil Loud Speakers saved expense and gave all the volume necessary. Once again thanking you for the wonderful Speaker you have produced.—Very faithfully yours, Frank D. Averfox, Wireless Engineer, 12, St. Domingo Grove, Everton, Liverpool.

This is the kind of testimony which proves the sterling quality of our products. Moving Coil Loud Speaker generally are capable of much better results than the ordinary type of speaker, but Baker's outfits are acknowledged by test and proved merit to be the best in their class. This is also the considered opinion of many thousands who heard the splendid reproduction of Baker's speakers at Olympia and Manchester; in consequence the demand for Baker's outfits is increasing daily.

SEND FOR OUR FREE BOOKLET! 36 pages of valuable and interesting data about Moving Coil Loud Speakers


BAKER'S 'Selhurst' RADIO

Offices: 89, SELHURST ROAD, S. NORWOOD, S.E.25.
Works: (Always Open) 42, CHERRY ORCHARD RD., E. CROYDON.

Why not call at our works and see the outfits for yourself? We can give you valuable assistance and advice. Only 15 minutes' call from Victoria or London bridge stations.

DEFERRED TERMS IF DESIRED
From London Radio Supply, 11, OAK LANE, NOBLE STREET, E.C.





EPOCH MOVING COIL PARTS

Ask anybody who has heard them in the Manchester Exhibition

Model 66 (shown above). The finest moving-coil speaker the world was yet seen. In a class by itself. £4-7-6 complete.

Junior Model. Also in a class by itself. Beats instruments costing four times the price. £2-10-0 complete.

Model A. Still the finest full-sized home-constructor's kit on the market. £3-3-0 complete.

Full particulars from

EPOCH ELECTRICAL SOCIETY LTD.
53, GRACECHURCH ST., LONDON E.C.3.
Phone Royal 8570.

CHARGERS AND ELIMINATORS.

RUNBAKEN H.T. and L.T. Chargers for A.C. and D.C. you may try 14 days.—Ardwick, Manchester, and 39, Victoria St., London, S.W.1 [0222]

TANTALUM and Lium for A.C. Rectifiers; make up your own inexpensive chargers; blue prints for H.T. and L.T., 1/- each; Liumium electrodes fitted with terminals 2-3 amps, and 5-8 amps.—Blackwell's Metallurgical Works, Ltd., Liverpool. [9503]

ELIMINATOR Kit, comprising mains transformer, full wave output, 200 volts 30 milliamps, 32 henry choke, 2 4 mid. condensers, 500 volts, test, variable potential divider, valve holder, 0/50 milliammeter and base board; price £3; other outputs at slight extra cost; state mains voltage when ordering.—H. Goodwin, Woodcock Hill, El-tree. [0257]

OUR "Power" Pamphlet Describes the Home Construction of Efficient A.C. Eliminators, giving harmless operation; 200 volt, 50 milliamperes guaranteed; our gear is constantly being purchased by corporations, the G.P.O., the B.B.C., etc.—Claude Lyons, Ltd., 76, Old Hall St., Liverpool. [2011]

ELECTROLYTIC Condensers.—For these go to the specialists.—Read and Morris, Ltd., 31, Easton St., London, W.1. [1974]

ELEMENAL Eliminators for A.C. and D.C. Mains, to pass 100 milliamps, 5 models, the eliminator you require for moving coil speakers; write for lists and full particulars; trade orders given special attention.—Stott, Clare Hill, Huddersfield. [2095]

CHEAPEST and Best.—Sintown transformers, output 6v. 1.75 amp., 200x200v. 50ma., 17/6; 300x300, 18/6; 400x400, 19/6; special transformers built to customers' requirements, transformers for Westinghouse metal rectifiers, R4/2/1, 6v. 0.5 amp., 8/-; R4/2/2, 6v. 0.1 amp., 9/-; R4/5/1, 200v. 100ma., 17/6; illustrated lists free.—Simpson, Jesmond Place, Leeds. [1977]

TRANSFORMERS, chokes, etc., guaranteed, wound to any specification; phone for quotation.—Kirby (Wimbledon), Ltd., 72, Merton Rd., Wimbledon, S.W. Tel.: Wimbledon 2914. [8987]

TRANSFORMERS for Eliminators, 12 months' guarantee, no hum! Full wave, large cores, low resistance, good regulation, primaries for any standard 40-60-cycle mains; secondaries: filament 5v. 1.5 amp., anode, 30mA., 150 or 200v., 17/6; 250v., 19/6; 50mA., 150-200v., 19/6; 250v., 25/-; 375v., 30/-; other specifications on application; all post free U.K., cash with order or through your dealer.—Manning Electrical Co., 1, The Grove, Golders Green, London, N.W.11. [2195]

BENJAMIN Majestic A.C. Eliminator, 200-250 volts, 40-60 cycles, perfect condition, large output; £5. bargain.—A. Pateman, 39, Ardleigh Crescent, Gidea Park. [2295]

ELECTA Power Choke, C30/2; has been tested by "The Wireless World" and pronounced a thoroughly sound and reliable job; price 17/6, postage extra. Other models are available, also mains, transformers of all descriptions. Home constructors of transformers and chokes should use Electa Transformer Laminations; No. 4 size, 8/3 per gross pairs, postage extra; other sizes available. Electa Bakelite Bobbins to take 50 pairs of No. 4, 1/8 per pair, post free. Consult us before purchasing or constructing eliminator components; we specialise in wireless power from the mains, and can save you money.—Savage, 146, Bishopsgate, London, E.C.2. [2302]

POTENTIAL Dividers, ideal component for eliminators or grid leaks for transmission, 5 tappings, supplied in all values from 1,000 ohms to 500,000 ohms, better than wire wound; price 2/3, post free.—Abingdon Wireless Supplies, 45, Stert St., Abingdon. [2317]

H.T. Supply Units for A.C. and D.C. Mains, the cheapest and the best obtainable; D.C., £1/17/6 and £2/5; A.C., £4/17/6, complete; install one now and have trouble free radio this Christmas; see our advertisement on this page.—Phillipson and Co., Ltd., Radio Engineers, Astley Bridge, Bolton. [2354]

CABINETS.

ARTCRAFT Radio Cabinets are Britain's Best Value; satisfaction guaranteed

ARTCRAFT Cabinets, made in oak and mahogany; from 8/ to £6.

ARTCRAFT Cabinets can be made to customers' special designs and sizes; estimates free

ARTCRAFT Illustrated Catalogue, post free; write now

ARTCRAFT Co. 156 Cherry Orchard Rd., Croydon Phone 1981 Croydon [0040]

DIGBY'S Cabinets.—Table models in solid oak and mahogany; from 11/6 to 71/-.

DIGBY'S Cabinets, fitted with Radion or Resistor phonite if required.

DIGBY'S Cabinets.—Pedestal model, with separate battery compartment, from 56/- to £12.

DIGBY'S Cabinets Made to Customers' own Designs.

DIGBY'S Cabinets.—Write for new 16-page art catalogue.—P. Digby, 9, The Oval, Hackney Rd., E.2. Phone: Bishopsgate 6453. [0128]

RAMSEY for Distinctive Cabinets.—Portable cabinets, cone speaker cabinets, moving coil cabinets, radio-gramophone cabinets; call and inspect.—Illustrated folder free from F. W. Ramsey, 63, Shaftesbury St., London, N.1. Tel.: Clerkenwell 7139. [1315]



POWER TRANSFORMERS.

Largest and most varied stocks in London for incorporating in—

- H.T. Eliminators
- L.T. Eliminators
- H.T. Battery Chargers
- L.T. Battery Chargers
- Valve Rectifiers
- Westinghouse Rectifiers

How to obtain strong, silent and enduring results from the Mains Unit you are about to build is explained with diagrams in our lists.

Write, phone, or call,

F. C. HEAYBERD & CO.
8/9, Talbot Court, Eastcheap, E.C.3.
(One Minute from Monument Underground Station.)

SUPERIOR POWER Transformers and CHOKES for WIRELESS.

Power Transformers—
input 200—220—240 volts,
40/80 Cycles, output 250
volts. 100 m.a.

4 Volts—4 Amps., 2.5—2.5,
2 Amps., 12 Volts, 2
Amps.

PRICES FROM 30/-

SPECIAL TRANSFORMERS AND CHOKES FOR ADVANCED AMATEURS.

Send for particulars, and quotations, for Mains Components, made only by—

WILLIAM BAYLISS LTD., SHEEPCOTE ST., BIRMINGHAM.

Makers also of Brass and Copper Tubes and Wire. CONTRACTORS TO BRITISH & COLONIAL GOVERNMENTS, RAILWAYS, ETC.

PHILIPSON'S "SAFETY" H.T. SUPPLY UNITS

Make Ideal Xmas Gifts!

Model D.C. 4 - £1:17:6
A.C. or D.C.
For use with Sets employing 1 Power Valve. One fixed voltage of 120 v. variable tapping giving 30 to 90 v. when current taken is 15 m.a.

Model D.C. 5 - £2:5:0
One fixed voltage of 150 v. Two variable tappings giving 15 to 125 v. when current taken is 25 m.a. Correct voltages can be given to any Receiver.

Model A.C. 5 - £4:17:6
One fixed voltage of 150 v. 2 variable tappings. Full wave rectification. Complete with U.S. Valve.

These Eliminators are free from all risk of accidental shocks, and are housed in Art Enamelled Steel boxes. Your friend would be delighted to receive one, and why not treat yourself to one also?

Write for our Book! let "Radio Power."



Model D.C. 5.

SOLD ON 7 DAYS APPROVAL.

Full Satisfaction Guaranteed.


PHILIPSON & Co. Ltd.,

Radio Engineers. E.t. over 50 years.
9, ASTLEY BRIDGE—BOLTON.

Phone 2038.

"Grams." "Safety," Bolton.

Mention of "The Wireless World," when writing to advertisers, will ensure prompt attention.



FOR THE BEST
DIALS — BUY

“Utility”

They are guaranteed reliable, are of highest quality . . . and moderately priced. Ask your local Wireless Dealer to show them to you and write the makers for useful reference list of all “Utility” Components.

THUMB CONTROL!

The Dial illustrated above embodies the long-famous “Utility” internal mechanism, but in addition is arranged for thumb control of coarse and fine adjustment. Handsome panel appearance and beautifully finished throughout. Vernier model as illustrated, to fit all condensers.

PRICE 12/6.


Utility

GUARANTEED COMPONENTS

Made and Guaranteed by
WILKINS & WRIGHT LTD.
“Utility” Works,
Holyhead Road, Birmingham.
MICRO DIAL W.181.

A smart, very popular design. Fitted with aluminium engraved dial and hair-line cursor. Reads clockwise or anti-clockwise; therefore ideal for S.L.F. Condensers. Fits all makes of condensers.

PRICE 7/6



Cabinets. — Contd.

CABINETS.—First class goods at competitive prices. send for lists—Gilbert, Cabinet Maker, Swindon. [19833]

THAS Cabinets are the Best and the Cheapest; send for free list. [19833]

THAS Cabinets are Ideal Christmas Presents for Wireless Enthusiasts; order early.

THAS Melody Maker Cabinets, 21in. x 7in., oak, 13/-; mahogany, 14/-; hand French polished.

A. THAS, 838, Old Kent Rd., Peckham, S.E.15. [2184]

REAL Oak Veneer Converts the Cheapest Wood into Real Oak, detection impossible; 30in. x 20in., 8d. sheet, 7/6 dozen.—Burtonshaw, Hillsborough Terrace, Ilfracombe. [2051]

OAK Cabinets, highly polished, with hinged lids, baseboards included: Cosor 21x7x8, 14/6; Mulard 18x7x9, 14/6; Mystery Receiver 21x7x10, 16/6; also cabinets made to order; carriage paid; cash with order.—Bollard, 56, Northampton St., Clerkenwell, London. [2221]

SIMMONDS BROS.—Cabinets for sets and loud-speakers in oak and mahogany; your own ideas carried out; best materials and workmanship.—Shireland Rd., Smethwick [9692]

THAT Set or Speaker is not Complete without a Cabinet; competitive prices; let us quote you. Freeman and Johnson, 179a, Deritend, Birmingham. [2309]

QUANTITY Cabinets, American type, with baseboard, rubber feet, a really splendid job, Megavox, Melody, or Master Three; oak 15/6, mahogany 21/-; carriage paid, packing 1/6, returnable.

QUANTITY Cabinets, all types and sizes made; send for new illustrated list.—Reginald Nichols, Bath Rd. Workshops, Swindon. [2316]

COILS, TRANSFORMERS, ETC.

B. & **J.**—All “Wireless World” coils from stock.

B. & **J.**—Megavox Three coils; see displayed advert.

B. & **J.** Guarantee Every Coil under Money Back Conditions

B. & **J.** All-British Super Four Portable, employing the Mulard pentode valve; £18/10, plus the new sale of royalties.

B. & **J.** WIRELESS Co 2, Athelstano Mews, N 4 [0043]

ELMINATOR Mains Transformers, 550-0-550 at 170 mills, plus 2 filament windings, 7.5 v., 2.5 amperes, only 65/-, carriage paid; metal rectifier transformer, secondary 9 volts, 2.5 amperes, only 23/6, carriage paid; 275-0-275 at 100 ma., plus 7.5 v., at 2.5 amperes, only 38/6, carriage paid; this being ideal for Q.R.S. or Raytheon rectifier, and also furnishing I.T. for P.P. power amplifier; double 30 henrys at 55 ma. large smoothing chokes, shielded, maximum current 125 ma., 4-terminal, only 35/6, carriage paid; large smoothing chokes, carrying up to 400 ma., etc., etc.; state your requirements; all conform to recommendations sub-committee of the I.E.E.—Claude Lyons, Ltd., 76, Old Hall St., Liverpool. [2012]

GRIPHO H.F. Chokes, self capacity, 5 micro-micro farad, inductance, 59,000 microhenries; 3/9.

GRIPHO Short Wave Chokes; 3/9.

COSSOR Melody Maker Coils, 1927 model, first quality, 6/6 each; second quality, 4/9 each.

A. W. GRIPFIN and Co., Ltd., Bates Hill, Redditch. (See our displayed advertisement on page 26.) [2107]

ALL-WAVE, 30/-; Touchstone, 25/-; Pentone, 10/-; pairs.—Evans, 26, Moss Grove, Urmston. [2249]

SUPER Het. Transformers, kit of 3, Burndept; cost 75/-, hardly used, 35/-.—K. B. Davis, 140, College Rd., Moseley, Birmingham. [2261]

SIMMONDS BROS., Shireland Rd., Smethwick.

COSSOR Coils.—B.B.C. band, 15/- pair; 5XX band, 17/- pair; accurate in size and performance; prompt deliveries.

TOUCHSTONE.—Mr. James’s latest, pair coils and bases, 30/-; screen, 4/6.

PENTONE TWO Coils, with bases, 13/- pair; Pye differential condenser, 5/6.

MEGAVOX.—Pair coils and base, 33/-; screen, 7/6.

NEW All-wave Four.—Berclif standard coils, 77/9 set of 4, with bases; the actual coils used and specified.

EVERYMAN FOUR Coils, 33/- pair, with bases; the pioneers, still the standard of excellence.

EVERYMAN FOUR Conversion, L.W. coils and bases with instructions, 43/3; alteration present coils, 9/6; approved by “The Wireless World.”


BERCLIF Coils for all “Wireless World” sets; special coils to your own requirements in all quantities; cabinets, screens, all up-to-date components, complete receivers; trade enquiries invited.—London Depot: Appleby, 44, Chapel St., London, N.W.1.

SIMMONDS BROS., Shireland Rd., Smethwick. [1956]

REVOLUTION in Moving Coil Loud-speaker Design. —See our advt. on page 24 and send for particulars to Star Engineering, Didsbury, Manchester. [2350]

EVERYMAN Four Coils (Finston), with terminals and bases; 15/- pair.—Dunn, 38, The Gardens, Monkseatun. [2312]

ELECTRICAL MEASURING INSTRUMENTS



Why Hand Calibrated?

IT is general knowledge that any spring control must vary somewhat from its neighbour. Consequently the fitting of a control spring to an instrument whose dial has previously been calibrated by machine is at best a “hit and miss” method.

Hunt’s instruments are *individually calibrated* by hand against a laboratory standard.

Use Hunt’s hand calibrated measuring instruments to check carefully the performance of your batteries and your valves. You will greatly increase the efficiency of your set.

HUNT’S DOUBLE SCALE VOLTMETER

Pocket Type 2” dial case

6/-



With a Double Scale Voltmeter reading from 0 to 3 and 0 to 120 volts you can measure accurately the voltage either of single L.T. cell a single H.A. cell or an entire H.T. Battery. There are other models calibrated 0 to 5 0 to 120, pocket, switchboard or flush types, and there are also special high resistance models. May we send you free our illustrated list No. 110?

A.H. HUNT, LTD., CROYDON, SURREY

HUNT’S
HELLESEN DRY BATTERIES - INSTRUMENTS
POLYMET MICA & PAPER CONDENSERS
HAND & CYCLE LAMPS, TORCHES, ETC

OVERWHELMING ADVANTAGE OF THE SAC LECLANCHE BATTERY
In its most compact and practicable form as represented by the original

STANDARD
SAC LECLANCHE
WET BATTERY

It saves pounds in costly dry batteries and ensures an amazing clarity and purity of reception because its super efficient cells maintain

CONSTANT POWER PRESSURE

this completely banishing all "background noises" and ripple. The voltage is steady, even, and non-sagging. This wonderful battery is self-regenerative IT RECHARGES ITSELF OVER NIGHT—in the morning it is as fresh as the dawn and is **ALWAYS UP TO VOLTAGE** Once installed it requires little or no attention. Periodical replenishment of the elements at long intervals being sufficient to maintain the required voltage.

POINTS OF SUPERIORITY
In the Standard Battery

Super construction and material of the highest quality throughout ensure utmost efficiency. Its design is far ahead of any other similar form of H.T. supply on the market and creeping is completely eliminated. The space occupied has been brought down to a minimum, and the appearance of the battery is extremely neat and compact. The cells are strongly constructed. Each gives 1 1/2 volts and any voltage can be made up from them.

GET THE FREE BOOK NOW


Send for the free interesting book that explains all you want to know about this super efficient and money saving battery.

NO REFERENCE. NO DEPOSIT.
8/1 DOWN 96 volt "Unibloc" Cabinet complete with 64 No. 2 cells, size 15" x 8" x 8", assembled as illustrated. Cash £2. 6. 5, or 8/1 down and 5 monthly payments of 8/1.

STOCKISTS: Halfords Stores, Currys Stores and all Radio dealers can supply on exactly the same cash or deferred terms as we do.

THE STANDARD WET BATTERY CO.
Dept. W.W.

Head Offices, Showrooms and Warehouse:
184-188 Shaftesbury Avenue, London, W.C.2



THOUSANDS IN USE

M.B.

The New MELTROPE Pick-up Arm

Sound in principle, embodying number of unique features.

Write for complete specification to:—
AMPLIFIERS Ltd., Billet Road, E.17.



Mention of "The Wireless World," when writing to advertisers, will ensure prompt attention.

GRAMOPHONE PICK-UPS, ETC.

WOODROFFE Pick-up, as new; cost £4/4, accept 50%.—Walton, 70, Addingham Rd., Mossley Hill, Liverpool. [2260]

G.E.C. Pick-up, 45/- model, as new, perfect; bargain, 25/-.—Mussell, 51, Candahar Rd., Battersea. [2284]

WOODROFFE Pick-up, £2; Igranite, ditto, 10/-; as new.—Box 9182, c/o The Wireless World. [2342]

LOUD-SPEAKERS.

IF You are in London Call and See Goodmans' Coil Drive and Reed Units before purchasing elsewhere.—Goodmans, 27, Farringdon St., E.C.4. [0090]

AIR-CHROME Type Speaker Parts to build the speaker that has taken America by storm can be obtained from Components Production Co., Honley, Huddersfield. Send for list. [0130]

BAKER'S SELHURST RADIO Can Now Supply Moving Coils of 2,500 turns of 48-gauge Wire, to suit Pentode valves. [0231]

VIBRO-SKIN, special leather for fixing the diaphragm of the moving coil loud-speaker; price 2/6 per piece 1 1/2 in. square, 2/- per piece 5/8 in. square, post free, cash with order; special terms to the trade.—The Alder Leather Co., 3, Southwark St., S.E.1. Tel. Hop 4448. [0224]

AIR-CHROME Type Loud-speakers Parts, as described in the June 6th issue of this paper, can be obtained from Components Production Co., Honley, Huddersfield. Send for list. [0129]

MOVING COIL Loud-speaker Parts of Quality are made and fully guaranteed by Components Production Co., Honley, Huddersfield. Send for list. [0149]

AIR-CHROME Type Loud-speakers Give Wonderful Results, and, with the assistance of a screw driver and hammer, can be easily built from parts supplied by Components Production Co., Honley, Huddersfield. Send for list. [0151]

FINEST Suspension Leather, for fixing cones to moving coil or reed units, as supplied to principal makers; 2/- per sq. ft., post free, cash with order.—Dilley, 8, Ashby Rd., Essex Rd., London, N.1. Chissold 0736. [2144]

CELESTION C14, the loud-speaker that extols itself! £9; Radioson horn speaker, £1; hearing by appointment only.—Mayer, Oak Tree Cottage, The Avenue, Hatch End. [2093]

BAKER'S SELHURST RADIO Can Now Supply Moving Coils of 2,500 turns of 48-gauge Wire to suit Pentode valves. [0232]

GRIPHO Cone Loud Speakers, Terralto model oak; £2/17/6.

GRIPHO Cone Loud Speakers, Terralto model, demonstrated in all stores.

GRIPHO, a superb mahogany speaker, £4 same model; £3/17/6.

GRIPHO Cone Units; 10/6; nothing to compare at any price.

A. W. GRIFFIN and Co., Ltd., Bates Hill, Red ditch. (See our displayed advertisement on page 26.) [2109]

DO Not Buy a Moving Coil Speaker until you have heard the Elysian, by far the most perfect instrument yet produced, gives an even response to all musical frequencies, perfect tonal qualities, ample volume with any good 3- or 4-valve set, cannot be overloaded; price £10/10, includes Ferranti transformer; ask your dealer about it; demonstrations daily.—Ely Manufacturing Co., 23, Ely Place, Holborn Circus, E.C.1. Phone: Holborn 6443. [2175]

WESTERN ELECTRIC Cone, complete, excellent condition; £3.—Box 9161, c/o The Wireless World. [2222]

VORTEXION Moving Coil Speaker Parts, any voltage, pots supplied, wound or unwound, guaranteed.—Kirby (Wimbledon), Ltd., 72, Merton Rd., Wimbledon, S.W. Tel.: Wimbledon 2814. [8986]

BAKER'S SELHURST RADIO Can Now Supply Moving Coils of 2,500 turns of 48-gauge Wire, to suit Pentode valves. [0233]

YOUR Old Loud-speaker Taken in Part Payment for the Latest type, see our advert, under column Receivers for Sale.—Scientific Development Co., 51, Fishergate, Preston. [0227]

CELESTION Speaker, £25 model, made special, absolutely as new, realistic; demonstrated evenings; £14, offers.—Winter, 6, Steele Rd., Leytonstone, E.11. [2307]

ALTON Moving Coil Speaker Outfits.—A detente pentode receiver is all that is needed to operate these sensitive instruments at full volume, 1/2 and 3/4 amp. 6-volt fields; complete assemblies 85/-, carriage paid; free advice and full approval.—Rushton, 50, Humber Rd., Wolverhampton. [2297]

CELESTION Speaker, C12, oak, perfect, as new, 2 months only; £5/15; owner gone in for portable set.—Jarratt, "Maybank," Chinnor, Oxon. [2291]

There's never a slip with

The ATALANTA SCREW-DRIVER
Patent No. 194413 (1921).

Special Wireless Model with three box spanners (as illustrated) for 2, 4 and 6 B.A. nuts. These fit on the flat of the blade and are excellent; the Set for nuts in awkward places.

Mechanic's Model with insulated handle of Bakelite. No. 1 (5 1/2") 1/6 No. 2 (7 1/2") 2/- No. 3 (8 1/2") 2/6
Electrician's Model with insulated handle of Bakelite. No. 1 (8") 2/6 No. 2 (9") 4/6
Post free at list prices.
The Blade Never Slips out of the screw slot, the handle remains stationary in the palm of the hand, turning is effected by fingers on the knurled ring below.
Nothing to go wrong.

Ask your dealer or send P.O. to **ATALANTA** (Dept. Q), 1-3, Brixton Road, London, S.W.4.
Phone: Brixton 2110.


MOVING COIL RESULTS WITH YOUR CONE UNIT

Get the above by fitting your unit to the

"ZAMPA"
Floating Cone Chassis
Designed on latest scientific principle, has a 90-degree angle. Cone mounted on leather suspension with cone chuck and washers. You can fit any unit in two minutes.

PRICES
Chassis only - - - 12/6
Chassis with Blue Spot Unit mounted ready for use - - 25/- extra

MIC WIRELESS CO.,
White Horse Place, Market Street, Wellingborough, or from LOCAL DEALER.



12/6

LANG & SQUIRE
The All-British
MOVING COIL
LOUD SPEAKER.

£3.15.0
Set of Parts less Stand.
£4. With Stand
Pot Magnet wound for D.C. Mains. 12/6 .. Extra.




The Steel Pot Magnet, wound for 2, 4 or 6 volts, requires only 3 to 4 watts. At 6 volts the current is between 5 and 75 amps.
The Moving Coil has a large tapered flange at one end which makes certain of the coil keeping its shape. Our cone is made up with three-ply paper. This has entirely got over the objectionable whistling to be heard from some moving coil speakers.
All over-tunes are reproduced. Nothing is lost.
LANG & SQUIRE, LTD.,
Wales Farm Road, Acton W.3.

In Mansions



and Cottages



47'6

Christmas will see this popular Whiteley Boneham Loud Speaker in both Mansion and Cottage, bringing home the weirdness and wonder of wireless to rich and poor alike, flattering the faulty Set and helping the good Set to excel itself. It is indeed a homely, attractive, friendly instrument and offered at such a moderate price, too!

Compare it with other makes and note the difference in value.

WHITELEY BONEHAM & CO., LTD.

Nottingham Road, Mansfield, Notts.

Loud speakers.—Contd.

EPOCH Moving Coil Speaker Parts.

EPOCH.

EPOCH.—The Junior model, the greatest marvel on the market; nothing to touch it at any price; 50/- complete; permanently centred.

EPOCH.

EPOCH Junior is a Masterpiece of Perfection, and the greatest value ever offered.

EPOCH.

EPOCH Junior Orders are Pouring in Fast; place yours now, and avoid disappointment.

EPOCH.

EPOCH Model 66 has become the Standard by which Moving Coil Speakers are Compared.

EPOCH.

EPOCH.—There is nothing so perfect on speech as the Model 66.

EPOCH.

EPOCH.—There is nothing so realistic on music as the Model 66.

EPOCH.

EPOCH Coils for Pentode Valves? We have been making them for many months.

EPOCH.

EPOCH.—“What Manchester says to-day the rest of the country says to-morrow.” Did you hear them at the Exhibition against all comers?

EPOCH.

EPOCH 66; apologies for delays; factory is working two shifts to improve deliveries.

EPOCH.

EPOCH 66; don't be put off with substitutes from stocks; inferior makes are not behind on deliveries.

EPOCH.

EPOCH 66; place your order immediately with your dealer and avoid disappointment.

EPOCH.

EPOCH Dealers Don't Push Substitutes for a little Extra Profit; every sale of an Epoch 66 means an enthusiastic customer-friend, which will repay you with interest.

EPOCH.

EPOCH Model A; price £3/3 plain finish, £3/10 Du Luxe finish; further improvements without increase in price.

EPOCH.

EPOCH Improved Model A; by far the best full size home assembly kit yet produced.

EPOCH.

EPOCH.—All models obtainable in 20 different moving coil windings, including pentode; copper foil (as recommended in “The Wireless World”) for all windings; 14 different field windings to select from; super steel magnet pots for Model A and Junior for a small extra charge.

EPOCH.

EPOCH.—Testimonials are pouring in at the rate of several per day—all unsolicited.

EPOCH.

EPOCH.—Read this one:—

“DEAR Sirs,
November, 1928.
“I TOOK Delivery through Messrs. — on Friday last of one of your Epoch 66 loud-speakers. It was used yesterday for broadcasting in — church the service held at the Cenotaph. The volume and clarity was amazing. Yesterday afternoon it was back in my home. My wife and I feel very conceited about our Epoch 66; we feel we have something better than anyone else. We heard many makes of moving coil loud-speakers, but there is certainly nothing to touch the one I have purchased. There is no muffled reproduction; it just brings the orchestra, singer, or speaker right into your own room. You can guess I am enthusiastic, and if you care to send along to my house for a demonstration I shall be delighted to show them what a wonderful instrument you are turning out. Please accept my best thanks for the wonderful pleasure my Epoch 66 will give me.—Yours truly, —”
(The writer is unknown to us, having bought a standard instrument in the ordinary way from a dealer.)

EPOCH.

EPOCH.—All models from your dealer; or write to the manufacturers.

EPOCH.

EPOCH.—Full particulars from the actual manufacturers, Epoch Radio Manufacturing Co., Ltd., 25, Laurence Pountney Lane, E.C.4 (off Cannon St.).

[2330

EELEX

WIRELESS ACCESSORIES

are specially designed to minimise the possibility of a wrong or an accidental connection.

THE EELEX gnomes of efficiency illustrate here the adaptability of EELEX Plugs and sockets used in connection with an indicating top. Plugs cost 3d. each. Sockets 1d., indicating tabs 1d.

40 Different Indicating tops and 6 Colours!

That is why EELEX TREBLE-DUTY TERMINALS are coloured and better. By using with EELEX in conjunction mistakes and wrong connections are impossible. 4d. each. Without indicating top 3d. each.

Here the EELEX gnomes are demonstrating the many connections that can be made to an EELEX TREBLE-DUTY TERMINAL.

These are a few of the EELEX wireless accessories; write for the new EELEX BOOKLET X 67 which gives full details.

J. J. EASTICK & SONS

EELEX BLDGS., BUNHILL ROW, CHISWELL ST., LONDON, E.C.1.
Phone - Clerkenwell 9283-3-4.

Loud-speakers.—Contd.

CELESTION C12, mahogany, new 5 months ago. perfect; £4/15.—Hughes, Fron Deg, Mold, N. Wales. [2286]

MOVING Coil (Baker), 1,800-47-1/2in., 6-volt, complete with 2ft. 6in. polished baffle; £3/15.—69, Elm Park Av., Tottenham. [2280]

AMPLION Lion Speaker, L14, new; cheap.—57, Kelvin Rd., Highbury, N.5. [2279]

SPEAKERS, every kind; catalogue, 6d.—Taylor, Brockfield Works, Morton St., Failsworth, Manchester. [2273]

BAKER'S SELHURST RADIO Can Now Supply Moving Coils of 2,500 turns of 48-gauge Wire, to suit Pentode valves. [0234]

REVOLUTION in Moving Coil Loud-speaker Design.—See our advt. on page 24 and send for particulars to Star Engineering, Didsbury, Manchester. [2351]

GOODMANS Can Give Prompt Delivery of Moving Coil Kits; send for descriptive leaflet describing their new Genrix pot stand and frame of patented and registered design; unique centering features not incorporated with any other stand on the market, can be used with all makers' pots up to 5in. diameter; sold separately at 32/6; all moving coil kits on request.—Goodmans, 27, Farringdon St., E.C.4. [0089]

COIL Drive Speakers, Goodmans; call any day between 12.50 p.m. and 1.30 p.m. during the City luncheon hour, and hear any of our products demonstrated.—Goodmans, 27, Farringdon St., E.C.4. [0091]

REED Movements—The double acting 4-pole balanced reed units (P.G.5) are still first favourite for all kinds of diaphragm speakers. At Manchester enthusiasts could not be persuaded this unit was not a moving coil speaker, and insisted on the assembly being withdrawn from the demonstration cabinet for inspection!!! These instruments are of precision manufacture, constructed with a double magnetic system of patented design, infinitely adjustable, extremely sensitive on small inputs, yet capable of handling huge volume; beware of infringing substitutes; fair allowance on Lesenolas, Brown A earpieces, or other units in part exchange. A user of Goodmans double acting unit (P.G.5) writes from Liverpool: Your B.A. unit is streets ahead of any cone unit or complete cone I have tried. Everyone that has heard it says it is impossible to get better. I agree with them. Write for illustrated circular.—Goodmans, 27, Farringdon St., E.C.4. [0066]

AMPLION Lion Power Chassis, practically new, perfect condition; costs £8, sell £6.—Golin, Marellon, Blundell Lane, Cobham. [2270]

BAKER'S SELHURST RADIO Can Now Supply Moving Coils of 2,500 turns of 48-gauge Wire, to suit Pentode valves. [0235]

CELESTION C12, oak, 1928-29 model; £5; approval; deposit.—Jones, 34, Belle Vue Rd., Shrewsbury. [2271]

C12 Celestion, oak, as new; nearest £5.—Hillside, Clifton Rd., Coulsdon, Surrey. [2275]

SPECIAL to Clear—100 A.J.S., £4/5, largest loud-speakers in boxes, never unpacked, makers' 12-month guarantee, black with plated base, wonderful tone at 30/- each; Amplion Radiolux £6/6 models, in mahogany, brand new, only £3/5; 1 Celestion £5/12/6 model, at £4/- sent carriage forward on receipt of P.O.—Keene and Co., Bond St., Bristol. [2356]

EPOCH ELECTRICAL SOCIETY Have Stock of Epoch Moving Coil Speakers, model A, latest design; also a few second-hand ones.

EPOCH ELECTRICAL SOCIETY Stock also the following other Moving Coil Speakers: Brown Magnavox, K.K., Marconiphone, etc.

EPOCH ELECTRICAL SOCIETY—Epoch speaker, model 66; a large delivery due from the manufacturers in a few days; a few available for new orders; book yours now

EPOCH ELECTRICAL SOCIETY—Epoch model Junior moving coil speaker; price 50/-; knock-out value, better than speakers costing three or four times the price; a limited number will be available for new orders in a few days; first come first served.

EPOCH ELECTRICAL SOCIETY, Ltd., 53, Gracechurch St., and 114, Cannon St., E.C.4. Phone: Royal 8570. [2329]


CELESTION Type C10, mahogany, 12ft. lead, only slightly used; £4/15 or near offer.—C. Seaton, Lawn Park, Hemel Hempstead, Herts. [2276]

BAKER'S SELHURST RADIO Can Now Supply Moving Coils of 2,500 turns of 48-gauge Wire, to suit Pentode valves. [0236]

AMPLION Radiolux, large model, oak, perfect tone and condition, sacrifice at 50/-; also moving coil speaker, complete with coil mounting, cost 27/-, perfect condition, price 30/-.—Box 9178, c/o The Wireless World. [2338]

BAKERS M.C. Speaker, new, cost £4/17/6, sell, or exchange Exide W.H.T. 10,000 m.a. units; other components wanted aslo.—H. Lindley, Manor Lodge, Moorstown, Leas. [2332]

The ideal Xmas Gifts.




Range 250-2,000 metres. A change-over switch.

PANEL PLATE

consists of Double wave-band Tuner, Condenser, etc., assembled on Antique Brass Plate, the whole mounted on Oak, Walnut, or Mahogany Panel **PRICE 35/-**

4 wires from a condenser and a coil, to these 4 terminals—COMPLETE a 3-VALVE RECEIVER!



Here is an ideal gift—the simplest method of set construction.

2 Valve Trans.	Coupled 37/6
3 " "	50/-
3 " Resist.	23/-

All LAMPLUGH RADIO PRODUCTS are guaranteed for 12 months.



LAMPLUGH



The COLLAPSIBLE CABINET
Made to match Panels supplied with Panel Plate Tuner. Supplied in Oak, Walnut, or Mahogany. **PRICE 28/-**

Send for Lists and Wiring Diagrams.
S. A. LAMPLUGH LTD., KING'S ROAD, TYSELEY, BIRMINGHAM.

TRANSMITTERS.

600-VOLT 30 milliamp. Marconi Generator, pulley drive, perfect; 55/-; exchange coil speaker, anything.—SBK, 52, Winstouian Rd., Cheltenham. [2287]

QUARTZ Crystals for Resonators and Transmitter Control; 1,762.5 kcs.-1,792 kcs., 21/-; 3,525 kcs.-3,585 kcs., 25/-; frequency given correct to 0.1%.—Full particulars from the Quartz Crystal Co., 63a, Kingston Rd., New Malden. [2026]

QUARTZ Lenses, 8d., plus postage.—Apply, Smith, Bryn Rodyn, Colwyn Bay. [2250]

QUARTZ Lenses, small size, 4d.—Apply, Smith, Bryn Rodyn, Colwyn Bay. [2296]

VALVES.

VALVE Transmitting Marconi, 1/4 kilowatt, as new; what offers?—Box 9117, c/o The Wireless World. [2226]

P.M.I.A. P.M.2. P.M.252, Corsor 210 det., as new.—H., 5, Victoria St., W.2. [2253]

ONE P.M. 22-month-old, 15/-; 1.6-volt Corsor, R.C. 5/-; 1 Centralab 500,000 ohm potentiometer, 5/-; all above in perfect order.—Sullivan, 356, (Aledonian Rd., London. [2251]

REVOLUTION in Moving Coil Loud-speaker Design.—See our advt. on page 24 and send for particulars to Star Engineering, Didsbury, Manchester. [2352]

TWO Valves, rectifying, 200 watt each, Marconi transformer, 50 ohms, 1 kilowatt, up to 4,000 volts each side centre; what offers?—Box 9118, c/o The Wireless World. [2227]

COMPONENTS ETC. FOR SALE.

COMPONENTS for Any Set Sent Anywhere.—Consult F. D. Armitage, 12, St. Domingo Grove, Everton, Liverpool. [9923]

BELLING-LER Panel Fittings are designed to give an expert finish to any home-constructed set; catalogue post free.—Belling and Lee, Ltd., Queensway Works, Ponders End, Middlesex. [0018]

FRETTED Fronts for Loud-speakers, 14in. Lyre pattern, 1/9, polished 2/3; speaker cabinets, 14in., 7/-, polished 9/-; gold tinsel, first quality, 1/ square foot; loud-speakers, 14in. cabinet, with Blue Spot cone unit, £1/7/6; special bargain, wood cut to size for 14in. speaker cabinet, including fretted front, in mahogany 3/11; special paper for cone making, 9d.—Warrick, 16, Berthier Rd., Hornchurch, Essex. [1525]

KILO-MAG Four Screen Boxes, made out of hard polished copper sheets, exactly to specification; price 25/- net, cash with order. Rigby and Woolenden, Sheet Metal Workers, Rochdale. [1614]

COSSOR New Melody Coils, Radiux, the coil of incomparable excellence; B.B.C., 15/- pair; long wave, 17/- pair; iron stock.—A. E. Oakley, 43, Curleton Rd., London, N.7. [1997]

SEND To-day for your Free ClarOstat Book to S. Claude Lyons, Ltd. (see displayed advertisement); volume control ClarOstat, 8/6; table type ClarOstat (distant control of volume and/or tone), 13/6; standard ClarOstat (for eliminators, as recommended in the new T.C.C. booklet on mains units), 10/6 and 9/-; power ClarOstats, rating 40 watts, 12/6 and 15/-; grid leak ClarOstat (silent, dependable), 1-10th to 10 megohms, 8/6; duplex ClarOstat (2 in 1), 13/6, etc.—Claude Lyons, Ltd., 76, Old Hall St., Liverpool. [2013]

XMAS Gifts—Beautifully designed (patent) and decorated metal cabinets, suitable for Corsor New Melody Maker, Formo and other sets, complete with baseboard and screen; 14/-.—Cambar.

XMAS Gifts—Unique hand painted Chinese lacquered aluminium panels, spaced in decoration and drilled for Mullard 3 Star; 12/6.—Cambar.

XMAS Gifts—Handsomely decorated panels for Mullard; 5/-.—Cambar.

XMAS Gifts—Binocular H.F. chokes, slow motion dials, coils for Corsor M.M., coil holders, etc., etc.; all goods sent approval; send for list.

CAMBAR RADIO PRODUCTS, 82, Hlgh St., Camden Town, N.W.1. [2129]

CYLANITE the Ideal Panel Covering.

CYLANITE Improves the Appearance of Your Set 100%.

CYLANITE Has Infinite Insulation Properties.

CYLANITE is About 1-32in. Thick.

CYLANITE is Now Obtainable in White, mahogany and bronze colours.

CYLANITE Enables 3-ply Panels to be Used (provided the wooden panel is carefully prepared, there is no objection to using it in place of ebonite)—vide "The Wireless World," October, 24th.

CYLANITE Costs Only 2/- per sq. ft. for White, and 3/- per sq. ft. in colours (6 and 4 1/2 sq. inches respectively for 1l.).

CYLANITE for Megavox and Europa III, 2/6; Kilo-Mag, 3/10; post free (colours 50% extra).

CYLANITE Samples with Full Particulars post free from Marsh and Wright, 5d, Royal Arcade, Weymouth. [2105]

Mention of "The Wireless World," when writing to advertisers, will ensure prompt attention

R.A.F. WIRELESS SURPLUS SALE

of Wireless and Electrical Apparatus by the R.A.F. and G.P.O. A £10,000 stock. We have bought a colossal selection of the finest instruments and gear of the highest grade made by the best British makers to strict Government standard and are therefore able to offer buyers a rare opportunity which may never occur again. Much of the apparatus was made specially, regard less of cost, and at the low bargain prices will not be available long and orders should be sent quickly as the sale period is brief. A few items are as follows. Call and see us or send cash with order.

DYNAMOS. L.T. Charging Aero, 12 volts 250 watts, with auto cut-out, 25/-; W.W., 20 volts 5 amps, 50/-; 12 volts 8 amps, 45/-; C.L., 18 volts 8 amps, 65/-; 10 volts 25 amps, 27 10/-; 80 volts 20 amps, 28 10/-, and others. Big, tension Charging Motor Generators: 230 volts A.C. to 100 volts, 100 m/a, D.C., 70/-; Dynamos: 100 volts 4 amps, 25/-; 250 volts 4 amps, 23 10/-; H.T. Anode Motor Generators: 100 volts D.C. to 250 volts, 250 m/a., 210/-; 520 volts D.C. to 400 volts D.C., 200 m/a., 212. Magnificent 2-commutator G.E.C. Aircraft Generators: 650 volts 60 m/a. and 6 volts 5 amps, 210/-; 600 volts 100 m/a. and 6 volts 5 amps, 25. Fine Newton H.T. Generators, 1 kW., 2,000 v., 150 r.p.m. speed, 1 kW., 2,000 volts, 240/-; 2 kW., 3,000 and 4,000 volts, 252. Large E.V. Megger Hand Generators: 400 volts and 1,500 volts, £8. Medium, £5. Hand Magnetos, 20 v. 50 m/a., 6/-; H.T., 4,000 v. 1 m/a. Mica Condensers, 10/-; 2,000 v. Varia, 15/-; Small 100 v. Motors, 10/-.

ELECTRIC BELLS. G.P.O. Circular, 2/-; Outdoor, 1/6; Large Ironed Bell, 6/-.

50 PERCENT-ELECTRIC GENERATING SETS. Air Force Portable, 1 kW 50/70 volts 20 amps, from £15. 150 Electric Bench and Portable, 110 and 220 v. Drills, from 25. Electric Hand Blowers, 220 v., 17/6. Immersion Heaters, 110 and 230 v., Ediswan, 3/6. Electric Saucepans, 5/6.

ELECTRIC SOCKET SWITCHES. with new "Ever Ready" Factory, 2/6. Airship Safety Lamps, 2 v. 7/8; 25 v. to 200 v. Candle Lamps, 6d. Hand Lanterns, ditto, 4/6. Radiator 250-watt 110-volt Lamps for charging, 2/6.

GUN TELESCOPES. 25/-.

INSULATORS. H.T. in porcelain and ebonite, from 6d. each. Empire Insulating Glass, Chokes, 1/6. H.T. in Ebonite, 1,000 mm. hrs.: 60-volt, 19/6; 90-volt, 29/-; 120-volt, 39/-; 5-v. Inert Dials, 1/3. Cell Fillers 1/6. Hydrometers, 1/-; Thermometers, 1/-.

METERS. Milliammeters, all ranges, 15/- to 22/6; 0 to 500 volts, 45/-; Weston Meters, all ranges to 1,600 volts; Elliott and other Testing Sets, E.108, 4 ranges, amps. and volts, 45/-; A.C. Hot Wire, 1 amp, 4/-; Silverton, Galvo, 7/5. Weston Relay, 27/6.

RECEIVERS. New R.A.F. Aircraft 3-Valve semi-portable, 1 Det., 2 L.F., 3 anti-poise Holders, Remote Control, Variable Condenser and Rheostat; all tested on Broadcast, 37/6. R.A.F. 5-Valve ditto, with Valves, 24/-; or fitted in portable mahogany cabinet with M.M. speaker, new 2-Valve L.F. Amplifier, 30/-; Twin Loud Speaker Wire, 1/6 per 100 yds.; 2-Pin Wall Plugs and sockets, 10d. Remote Tuning Controls, fitted long cord and two Varia Condensers and Rheo, 2/-.

SWITCH GEAR. Slow-motion Gear-side Rheos, 250 w. 7/6. 17 S.P. Plug Boards 3-way, 10 amp, 2/-; Lucas 5-way Switch Boxes, mahogany, Brass Cover, 6 S.P., 1 D.P., 1 C.O., 3/6; 8 S.P., 1 D.P., 1 C.O.; H.T. send receive, 2/6; and hundreds of other Switches and Controllers.

TELEPHONES. Brown's, 4,000 or 2,000 ohm pairs, headband and cord, 35/- per pair; 1,500 ohm ditto, 30/-; 120 ohm ditto, 25/-; Sullivan L.R., 3/- pair. Single Brown's A Receivers, from 750 ohms, 10/-; 2,000 ohms, 14/-; Western or Ericsson Receivers for Pick-ups, 1/6. Wrist Micros, 12/6. Public Address Hand Microphones, 15/-; Speech Buttons, 1/-; Carbon Micro. Inserts, 9d. Skindriver, 2/-; Amplion Loud Speaker Units, 7/6.

TRANSMITTERS. R.A.F. tin apparatus, 10/6, and all fittings, in polished mahogany cases, cost £13. Make, 15/- each; 100 watts, 25/-; 250 watts, 50/- each. 2-Valve Aircraft ditto, with Oeram Valves, Speech or Morse, 40/-; Tapping Keys, open type with massive contacts, 6/- each. Transmitting No. 51KD, with aluminium cover, double contact, line work 10/6 each. Morse Practice Sets, with Buzzer and Key on mahogany panel, 8/6 each. Morse Recorders for making utility receivers, 35/- each. Spark Gaps, 2/-.

TELETYPE VALVES. 6-volt, 40 and 250 watts, from 4/6.

WAVEMETERS by Townsend Paul Silverton's, Gambrell and Macdonell, from 15/-.

WHEATSTONE BRIDGES. G.P.O. and Dial types, 27 10s. Mirror Galvos, reflecting Beam, by Paul, Gahnell, Sullivan and Tinsley, £3. Standard Resistance Boxes and Universal Shunts, 35s. Paul Galvanos, Electrostatic Voltmeters to 5,000 volts, £8. Inverted Meggers, 28.

Electric Flashing Signal Lamps, Aldis, 14/8; C.A.N., 12/8; 3-Colour Hand, 3/-; Leather Cases, mahogany, with Strap, 5/-; Aerial Halliards, 6d. Aerial Winches with Brake, 1/6. Valve Boxes, 2-cell padded, 1/4. Double Protectors in Leather Case, 5/-; Instrument Cases, mahogany, with Handle, Lid and Drop Front, 7 s 8 3/4 in., each 2/6. Plated Anode Terminals 10 C.A., 14, each. Magnifying T.G. Table Galvo Condensers, 7/6. Mahogany Cases, with Lid and L-on. Panel, with 5 Brass Sockets for H.T. Units, 8 x 4 3/4 in., 2/-; Loud Speaker Condensers, 05, with 5 Taps, 5/-; Earth Spikes with Terminal, 1/2. Tons of other goods unclassified. Send cash with order plus postage or your enquiries to:

ELECTRADIX RADIOS,
218, Upper Thames Street,
Blackfriars Stn., Met. Rly. Tel.: City 0191.

Components, Etc., for Sale. -Contd.

CRYSTAL Reception at its best by using double crystal combination. Gives excellent results (P. H. M., London); really very good (J. E. T., Leicester); fits any crystal cup; price 1/6, with valuable hints; dealer enquiries invited.—Crystal, 2, Sydney Terrace, Lancaster. [1896]

H.T. Trickle Charger Parts, 30/-—Make up your own and save charging costs; transformer, limiting resistance, rheostats, valve holder, etc., complete with diagram and detailed instructions; output 40-70 milliamps; state mains voltage; money returned if not satisfactory.—Braidwood, High St., Barnet. [2148]

GRIPHO Push-Pull Switch strongest and best; 1/3.

GRIPHO Popular L.F. Transformer; 8/-.

GRIPHO Resistors, 3, 6, 15, 20, 30 ohms, semi-circular type, 1/- each; flat type, 10d. each.

GRIPHO Permanent Fixed Detectors, 2/6; crystals, 3s to 1s each.

A. W. GRIFFIN and Co., Ltd., Bates Hill, Redditch. (See our displayed advertisement on page 26.) [2108]

SMOOTHING Condensers, guaranteed tested, 500v., S.D.C., 2mid., 2/6; 4mid., 4/6; post free; trade enquiries invited.—Huggins, Radio Engineer, Clacton-on-Sea. [2189]

COSSOR Kit for Sale, carton unopened; £7.-70, Faith St., Northampton. [2237]

MOVING Coil Speaker Pots, 1 wound, 6 volts 1 amp., 1 240 volts 30 mA., 5-64in. gaps, each complete H.R. moving coil, mounted on leather suspended cones, £1/5 each; 1 1/2 in. 220-240-volt 50 per single phase motor, 940 r.p.m., self starting, nearly new, £2; A.F.3 transformer, 12/-; K.L.1 valve, 10/-; D.E.V. valve, 6/-; wanted 2 electrolytic condensers, 1,500 m/f L.S.5a valve, Westinghouse metal rectifier, A.3 unit; exchanges.—Box 9156, c/o The Wireless World. [2252]

NORTHERN RADIO Co.

NORTHERN RADIO Co.

NORTHERN RADIO Co.

ONE Used to Ask Who Killed Cock Robin; nowadays there is no need to ask Who Killed the Home Constructor; modern developments are doing so rapidly, valve sets are becoming cheaper each season, competition is becoming more severe, all to the benefit of the listener, and at present there is no need to go to all the labour and bother of wiring up a set, when you can have all this done for you, free of charge.

THIS is Our Offer, we will wire up any set advertised in the technical press if a complete kit of parts is bought from us; your set is carefully wired, and made as near the original as is possible; it is tested in every way before despatch, and with the sets we advertise we guarantee that you will obtain thoroughly excellent results.

WIRELESS Technique has Made Such Enormous Strides Recently, that results are obtainable that would not have been dreamt of 12 months ago.

THE Following Sets Show the Latest Developments; the prices include cabinets but not valves; fuller details of any set on receipt of a postcard.

THE Screened Grid Q Coil Three (an "Amateur Wireless" set), gets 25 stations at full loud-speaker strength, on a 12 foot aerial, with 4 foot earth; Lanzenberg at loud-speaker strength on earth lead only; a really marvellous set; our price £8/15.

THE Ace of Two (another "Amateur Wireless" set), suitable for 20 to 2,000 metres, has, on official test, received 35 stations on loud-speaker, from Motula to Melbourne and from K.D.K.A. to Kalmudurg, the 2-valver with the 3-valve panel; our price, £8.

THE Rhapsody Four, a magnificent "Modern Wireless" loud-speaker set, of the most modern wave channel design, inexpensive, one of the "Modern Wireless" research department's latest and best products; our price, £8.

THE Invincible Five (another "Modern Wireless" received); results are definitely superlative, ordinary valves, screened; under very poor conditions received 42 stations at full loud-speaker strength; our price, £9.

THE Fitzwilliam Four (a "Wireless Magazine" production) one dial, dual condenser, S.G. high frequency amplifier, anode bend detector, and 2 transformer coupled L.F. stages a really up to date set; our last week; gets 45 to 50 stations at full L.S. strength; our price, £11.

THE Radiano Four (a "Wireless Constructor" set), screened grid, L.G. detector, and 2 stages of low frequency, a really excellent set, some 40 stations at L.S. strength; our price £10.

THE Above Results Will, no doubt, set many owners of old-fashioned sets thinking that their own sets are woefully behind the times; this gives us an opportunity of saving that we are open to bring your old set up to date at very reasonable figures, and to use up as much as possible of your old material; remember, we are open to any proposition; you can have your favourite component included, if you have one; we will try and meet you; our motto is, service; send that post-card to-day.

NORTHERN RADIO Co., 8, Temple Row, Wrexham. [2256]

You must have Faultless Reproduction for Christmas Parties!

PYE TRANSFORMERS



Make perfect reproduction certain this Christmas by insisting upon **PYE L.F. Transformers.** This form of intervalve coupling is by far the most popular. Compact, efficient in action, and robust. Entire absence of noise and crackling. Tested by actual measurement of amplification, and guaranteed. Terminals and soldering tags provided.

Ratio 2.5 : 1 17/6
Ratio 4 : 1 17/6
Ratio 6 : 1 20/-



MAKERS OF FINE RADIO.

Obtainable from **PYE Agents, everywhere.**

PYE, CAMBRIDGE


BERCLIF COILS

For All Sets.

Details weekly in the "small's" Catalogue post free.

SIMMONDS BROS.,

SHIRELAND ROAD, SMETHWICK.



WHETHER it be a simple two-valve receiver or a multi-valve set, an Efescaphone will suit your exact requirements. The CROMWELL two-valve and the WOLFE three-valve are the ideal sets for the user who requires an alternative programme with the minimum of outlay.

THE WATERLOO SCREENED THREE

Our screened three receiver, the WATERLOO, introduced this season employs screened grid H.F. and pentode valves. Its success has been such that we have been able to reduce manufacturing costs and this receiver is now obtainable complete with valves and accessories for £17. The set is capable of giving a wide choice of European broadcast programmes on the loud speaker.

Our hire purchase terms, of course, are applicable. Write us for full catalogue of the range of

EFESCAPHONE WIRELESS RECEIVERS

Obtainable from all dealers.

Wholesale only:

FALK STADELMANN & CO. LTD., 83/93, Farringdon Road, London, E.C.1, and at GLASGOW, MANCHESTER, BIRMINGHAM, NEWCASTLE, CARDIFF and DUBLIN.

Components Etc., for Sale.—Contd.

- EXPERIMENTER'S Surplus.—R.I. reactive anode unit, 15/-; Marconi cone speaker, £3/15 model, new, £2/15; blue spot unit, cost 21/6 3 weeks ago, 15/6; 2 4 mid. 1 2 mid. eliminator condensers, N.S.F., tested 500 volts A.C., unused, 12/6; P.M.4, 4/6; Lissen H.F. choke, 3/-; postage.—Greenhalgh, 3 Hornby Rd., Blackpool. [2236]
- MASTER Three Star (parts), complete or separate; also several speakers cheap.—Greenwood, 91, Murant Rd., Colechester [2235]
- R.I. Tapped Aerial Tuner, 15/-; 2 Colvern coils and bases, aerial and H.F. transformer, 10/-; G.E.C. .0003 condenser, slow motion, 7/6; buzzer wavemeter, calibrated 150-600 metres, 15/-.—Common, 74, Murray Place, Stirling. [2228]
- CRESCENT Moving Coil Multimeter; cost 45/-, take 50/-—Bishop, 4, Tovil House, Maidstone. [2231]
- BROWN'S Microphone Amplifier, equal to 2-valve, as new, £2; or exchange for good 1-valve set.—W. Davies, Waunlwyd, Rhylllewis, Henllan, Cards. [2224]
- COSSOR Melody Maker, still in box unpacked, first £6/15 secure; also Cossor 610 H.F., 8/- (new); 610 P, 12/- (new); Newey .0003, 6/-; Cylidon .0002, 5/6.—N. S. Evelyn Ter., Richmond, S.W. [2225]
- AMPLION Loud Speaker, oak (£5/5 Dragon model), as new, £5; Brown microphone amplifier, recently overhauled by makers, 25/-; Morse inker, by Siemens, ex-Government, perfect condition, bargain, £3/5; Weston relay for working with above, 15/-, perfect order.—E. Sinkiss, 164, Uttoxeter New Rd., Derby. [2222]
- TWO P.M.256, as new, 1 M.F. Con's R.I. Varley 5,000 ohm resistance, Cosmos H.F. choke; any offers accepted.—Acraman, 722, Chester Rd., Streetford, Manchester. [2220]
- B.T.H. Latest Model Cone Loud Speaker, new and guaranteed unused, owner having bought moving coil; genuine bargain at 47/6, carriage paid.—W. Davies, Penllentirch House, Cwmbrwria, Swansea. [2264]
- EXPONENTIAL Non-metallic Loud-speaker Horn, fitted to Brown £2 unit, largest size, giving full exponential effect, folded into comparatively small compass, complete with unit; £3/17/6.—Box 9157, c/o The Wireless World. [2233]
- IGRANIC Neutresonic Seven Kit, complete with high frequency and oscillator units, for long wave and broadcast band, also Igranic Four section frame aerial, for use with above, £6 the lot; three Cylidon variable condensers, 0.0005, with Igranic indigraph dials, 10/- each; two Pvc slow motion variable condensers, 0.0005 and one 0.0003, 10/- each; all perfect.—Arnold, 40, Catherine St., Salisbury. [2263]
- CELESTION Speaker (mahogany), cost £5/12/6, £3/17/6; Loewe pick-up, as new, 12/6.—68, Fox Lane, Palmer's Green, N.13. [2255]
- DE.5A Valves, 5/-; Baker's coil drive speaker, 45/-; latest Ferranti milliammeter, 50 ma., A.C. charger output, 120v., 100ma., 6 volt, 1/2 amp.—H. Brennan, Junr., 1, Balmoral Terrace, Gateshead-on-Tyne. [2254]
- PATHE Cone Speaker, 45/-; folding frame aerial, 15/-; two 100,000 Mullard resistances, 4/6 each; sell or exchange prismatic binoculars.—Morris, Four Forks, near Bridgewater. [2252]
- NEW Cossor Melody Maker Kit, in carton unopened, bargain, 46/15; T.S.5A valve, new, in box, 15/-; —Francis, "Milton Lodge," Park Crescent, Southend-on-Sea. [2241]
- CLARITONE Loud-speaker, large, as new, excellent reproduction, used choke circuit only, splendid Christmas gift; £3.—B.M.OVKR, London, W.C.1. [2240]
- "WIRELESS WORLD" A.C. Gramophone Amplifier; complete list of parts for immediate delivery.
- BASEBOARD, 18x10x3/8 2.6; three baseboard buttons, 9d.
- ONE Ebonite Terminal Strip, 1/6; one Igranic Pie-et resistor, 1/8.
- ONE Maccouphone Power Transformer M; £1/15.
- ONE L.F. Choke, 20 henrys, Pye, 12/6; one ditto 32, 12/6.
- TWO Dubilier 4 mid., 14/-; one ditto, 2 mid., 3.6.
- ONE Marconi Ideal, 2.7 to 1, 25/-; Gambrell volume control, 6/9.
- THREE Athel Porcelain Valve Holders, 4/-; two Baklin leak holders, 1/-.
- TWO Ediswan Leaks, 5 mer., 5/-; three Wander plugs, 6d.
- TWO Burndapt 50-ohm Resistances, and holders, 4/-; battery clips, 6d.
- ONE Ever-Ready Grid Battery, 16 1/2, 3/6; lamp socket adaptor, 1/-.
- FOUR Belling Lee Specified Terminals; 2/-.
- SCREWS, flex, tinned wire, sleeving, and rubber wire, 3/9.
- TOTAL Cost of Parts, less valves; £7/1/1; carriage paid over 20/-.
- RING or Write, Lock-Atkinson Wireless, 107, Bolsover St., W. (Fitzroy 1223), and be assured of the best service. [2266]

CDM H.F. CHOKES ARE NOW IN GREAT DEMAND

Glass protected Choke, upright type, 5/-

CDM FIXED CONDENSERS

Fixed mica condensers, individually tested 50,000 users have assured satisfaction.

10000 to 1002 1/8
10025 to 1006 2/-
10003 and Grid Leak ----- 2/-

"Clip in" type 4/-

A WELL-MERITED DEMAND for the only UNIVERSAL CHOKES, suitable for 10 to 2,500 metres. Lowest self-capacity, highest self-inductance and preferred for 2 stage H.F. coupling. The demand is so great for

CDM COMPONENTS THAT WE HAVE TAKEN DOUBLE ACCOMMODATION.

C. D. MELHUISE (D.C.P.)
Offices & Works: 8, Great Sutton St., Goswell Rd., E.C.1 and The Gilber Engineering Works, Moreland Street, E.C.1
Tel. no.: Clerke web 7491

PERTINAX PANELS

SUPER BAKELITE BOARD

UNBREAKABLE UNFADABLE

Made in the following colours—natural brown, black, v. alant and mahogany, natural brown (d. per square inch. Other surfaces id. per square inch. Order from your dealer or send postal order to GEO. L. SCOTT & CO., LTD., Morris House, 60-68 Rochester Row, S.W.1

Prices:	Nat.	Col.
	7x14	4/10 5/8
	7x18	6/1 7/1
	7x21	7/1 8/4
	8x12	4/7 5/5
	8x20	7/9 9/-
	8x26	10/- 11/8
	8x30	11/6 13/7
		3/16" Thick.

Money ret. if not satisfied

Do two jobs at once—

it's easy now

There's no need to lay the soldering iron down now. Just hold a "CHEMICO" Solidified Soldering Stick in one hand, rub it over the work once and apply the iron. It may appear like magic, but it is just a handy little discovery from the "Chemico" Laboratories that will end your soldering trouble. Send for a 3d. tube post free if unable to obtain locally

Prices: 3d., 6d. & 1/-.

The County Chemical Co. Ltd., CHEMICO Works, BIRMINGHAM.

Mention of "The Wireless World," when writing to advertisers, will ensure prompt attention.

WONDERFUL WIRELESS OFFER

The Graves 'Vulcan' 2-Valve Wireless Set is the World's greatest achievement in Wireless Value & Efficiency. Every requisite is included, no extras are required, and full detailed instructions are sent with every set.

TEST IT AT HOME

Our inclusive Bargain Price is for Deferred Payments. Send 10/6 now, and complete purchase in 14 monthly payments of 10/6 if you are entirely satisfied after trying the outfit in your own home. Money back if in any way disappointed.


BRIEF SPECIFICATION Cabinet of polished figured Oak, beautifully finished with hinged lid, Mullard Dull Emitter Valves, anti-microphonic valve-holders; H.T. Battery; 2-Volt Accumulator; Tuning Dial of exceptional capacity, and complete Aerial Outfit. **LOUD SPEAKER** specially constructed to co-operate with the Set, and Oak-grained to match the Cabinet. In both reception and reproduction it may be relied upon to give excellent results. The Set complete 27. 17. 6

CATALOGUE FREE. For complete descriptions of this amazing 2-Valve Set, and other powerful installations, write for Illustrated Catalogue to-day. **J. G. GRAVES Ltd. SHEFFIELD.**



New Range of Super Coils for MULLARD MASTER 3 and all D.L.F. CIRCUITS.

Approved and described by "The Wireless World," December 5th.



Special 1,000-2,000 metre coil, prov. pat., now keeps your local from interfering; see lists.
RANGES:
 19 metres upwards - 7/6
 200-600 metres - 7/6
 Standard 1,000-2,000 metres - 8/6
 Special 1,000-2,000 metres - 10/6
 Lists Free; Trade Supplied. All dealers should investigate at once, quick deliveries.

COILS for NEW COSSOR 3.

Super design, superior results. Fits Cossor holders, correct to size, quick delivery; 225-600, pair 15/-, 900-2,000, pair 17/-.
 If you want results look for our name on the box.
POSTLETHWAITE BROS., KINRAID, STOURBRIDGE. Coil Specialists since 1922.

Keep on saying DARIO for Radio See page 39

Components. Etc., for Sale.—Contd.

VOLTMETERS.—Special offer of reliable hand calibrated double reading voltmeters; a bargain, 5/9, post free.—Abingdon Wireless Supplies, Abingdon.

MEDICAL. Coil, powerful, £1; exchange valves, phones, unit, accumulator.—5, Burnbrae, Portadown. [2519]

EXPERIMENTER'S Surplus.—Wirewound resistances, 80,000, three 100,000, 2/6 each; 250,000, 3/6; Dubilier condensers, 0.0001, 0.0002, 0.0005, 0.001, three 0.002, two 0.005, all 1/- each; Dubilier leaks, 2 meg., 0.25 meg., 1/- each; J.J. variable condensers, slow motion, two 0.0005, 7/- each; Lewcos binocular coils (for screened grid), 2 long, 2 broadcast, 5/- each; R.I. Varley H.F. choke, 4/6; Itronic chokes, four 6 ohm, two 20 ohm, one 30 ohm, 8d. each; Lotus D.P.D.T. switch, 1/6; valves, D.E.R., D.E.G. 2/6 each; D.E.P.610 (unused), 6/-; all components in new condition; postage extra.—Lomax, Devonshire Rd., Hasland, Chesterfield. [2239]

YOUR Old Components Taken in Part Payment for Latest Type; see our advert. in column Receivers for Sale.—Scientific Development Co., 53, Fishergate, Preston. [0228]

A MATEUR has for Disposal, Celestion loud-speaker, O12 model, £5. 120-volt Exide H.T. accumulators, £2. in crates; 60-volt Oldham, 25/-, in crates; three 2-volt Oldham, 50 ampere, actual accumulators charged, 7/6 each, 20/- lot; L.T. charger, 200-240 volt, A.O., 17/6; H.T. charger, 220-240 volt, A.O., 25/-; valves, P.M.254, 8/-; D.E.H.410, 6/-; P.M.3, 2/6; coils, condensers, etc.; list stamp; seen by appointment.—(izable), 25, Palmerston Rd., Buckhurst Hill, Essex. Phone: 2046 Buckhurst. [2238]

RADIO HOUSE, HUDDERSFIELD, issues reliability wireless guide; copy sent post free.

RADIO HOUSE, HUDDERSFIELD.—Double scale voltmeter, 0/6, 0/120; 5/6.

RADIO HOUSE, HUDDERSFIELD.—For all advertised components of various makes; trade enquiries solicited.—J. H. Taylor and Co., 15, Radio House, Macaulay St., Huddersfield. [0028]

CLAREMONT WIRELESS Co.—The Claremont cone, a perfect toned loud-speaker giving stupendous volume, beautifully fretted and polished wood frame; 18/6 each; trade enquiries invited.

CLAREMONT WIRELESS Co.—3-valve receivers, complete with loud-speaker, accumulators, batteries, and royalties, £7/19/6; 2-valve receiver, complete, as above, £5/19/6.

CLAREMONT WIRELESS Co.—Special bargain: new Cossor Melody Maker, already made up complete with loud-speaker, accumulators and all batteries; £7/7, cost £11.

CLAREMONT WIRELESS Co.—Claremont Log Line Variable condensers, 0.0003 and 0.0005; 3/- each.

CLAREMONT WIRELESS Co.—Super cone loud-speaker units, 7/- each; Hegra cone speaker units, 8/- each.

CLAREMONT WIRELESS Co.—Cossor kits and Master Three parts always in stock.

CLAREMONT WIRELESS Co.—Any make of component obtained and despatched same day as ordered.

CLAREMONT WIRELESS Co.—Sets made to any specification; write for quotation.

CLAREMONT WIRELESS Co.—Everything wireless and electrical at lowest prices.

CLAREMONT WIRELESS Co.—Celebrity portable gramophones, new metal diaphragm sound box; 28/6 each; all above goods sent carriage paid.

CLAREMONT WIRELESS Co., 68, Claremont Rd., Bishopston, Bristol. [2209]

6-VOLT 3a. Dynamo, 10/-; M.C. speaker, H.R., 6-volt, £2/10, cost £5; valves, 2 D.E.5a, 7/6 each; P.M.6, 5/-; Cosmos A.C., 10/-, new; pushpull transformers 10/- pair; centre tap choke, 5/-; 1 S.G.625, 10/-.—Finch, 36, Annsley St., Grimsby. [2304]

ELECTRIC Motors, 1/2 to 1 1/2 h.p., 110 and 220v., 10/- each; these motors are in new condition and perfect running order, the ideal motor for television; state if large or small motor required.—Below.

2 IN. Spark Coils fitted high speed trembler, complete with contacts, ebonite panel, polished oak case; these coils are in perfect working order and ready to use, 12/6 each; 1 in. spark coils as above, 5/9; Morse keys, mounted on ebonite, 5/-; new double pole Dewar switches, 1/-.—Below.

MILLIAMP Meter, moving coil, 0-150, high class meter, by G.E.C., 20/-; voltmeter, new, 0-15, 4/-; G.P.O. magnetic galvanometer, 7/6; hand telephone, complete with carbon and microphone, 4/6; large carbonphones, 1/3.—Below.



I WONDER?



JUST WHAT I WANTED!
'WATES'
the in one!
VOLT-AMP
RADIO TEST METER

Choose the ideal radio gift that is sure to meet with a hearty reception—the wonderful Wates Meter. It forms an inexpensive and extremely appropriate gift that cannot fail to win the appreciation of all your wireless friends. Remember—it is the essential possession of every valuer of the art. It gives a true dead-beat reading from one clearly engraved dial and tells you all you want to know. It is one of the most useful measuring instruments on the market. Handsome appearance, crystallised black finish, nickel-plated fittings. From your dealer or direct, complete with explanatory free leaflet.

THE STANDARD WET BATTERY Co.
 Dept. W.W.
 Head Offices, 820-rooms and Warehouse: 184-188, Shaftesbury Avenue (Near New Oxford Street end), Londⁿ W.C.2

READI G:
 0 - 150 volts.
 0 - 30 volts.
 0 - 6 millamps.

Price 8/6

Dead-beat movement; crystallised black finish.

The ideal Xmas Gift

M.B.

VAR-LAC MULTI-WAY BATTERY CABLE is sold by the yard

Seven different coloured leads under one water, acid and flame proof covering. No matter how far your batteries may be from your set, VAR-LAC will reach them.

Scrap those untidy wires and use **VAR-LAC Battery Cable**

FOR NEATNESS, CONVENIENCE & EFFICIENCY

Supplied in any length. If your dealer is out of stock write direct. **1/3** per y.l.

FLEXIBLE ELECTRIC CORDS LTD., QUEENSWAY, PONDERS END, MIDD.

Dario Super H.F.
means Super Radio
See page 39



CLAROSTAT

VARIABLE RESISTANCES FOR VOLUME, TONE, DISTANT CONTROL, ELIMINATORS ETC.,

As frequently specified by "The Experts":
• HIGH QUALITY • LOW PRICE •
New 20 Page Brochure free on request.
Many unique circuits.

CLAUDE LYONS LTD.
76, OLDHALL ST., LIVERPOOL.

"PAMPAS-FIBRE" 1/9
CONE PAPER Each
SPEAKS FOR ITSELF.

A Remarkable New Cone Paper. Purer Reproduction. Greater Volume. Climate Proof. Ideal for all makes of Cone or Moving-Coil Speakers. Marked and instructions for making.
If your dealer does not stock, write direct to us:—
GILBERT INDUSTRIES,
51, London Road, WESTCLIFF-ON-SEA

EARN MONEY AT HOME

You can earn money at home in whole or spare time writing Show Cards for us. No canvassing. We train you by post by our new simple method and furnish the Jutit free. We supply both men and women with steady work at home, no matter where you live, and pay you cash for all work completed each week, under our legal guarantee. Full particulars and booklet free. Write at once or call.
HOW CARD SERVICE, HITCHIN.

Traders Catalogue.
Cabinets, Ebonite, Components, Speakers.
Keen prices, quick service. Send for illustrated list
Bona-Fide Traders only. Dept. W.W.
Perseus Radio, Burton-on-Trent

THE STORAN DUAL AERIAL TUNER
250/600—1,000/2,500 METRE.

Panel Mounting One-hole Fixing. POST
From B.B.C. to 5XX by a push switch 3-valve circuit free. **17/6**
Trade invited—Send for lists FREE
STOREY BROS. & Co., CHURCH ST. RUNCORN

RELIABILITY WIRELESS GUIDE
Send for New Edition No. 1999. 11s. FREE. See also specimen range of Good values in Miscellaneous Columns.
Trade supplied.
J.H. TAYLOR & CO.
2, RADIO HOUSE
ACADLEY ST. HUDDERSFIELD

Miscellaneous.—Contd.

"ENGINEERING Opportunities."—This is a book you must not miss; it contains brilliant articles by Prof. A. M. Low, our employment superintendent, etc., shows how to pass A.M.I.Mech.E., A.M.I.C.E., A.M.I.A.E., A.M.I.E.E., Matric. C. and G., G.P.O. examinations, and outlines over 60 home study courses in all branches of engineering; send for free copy today (state subject or examination); we alone guarantee No Pass—No Fee.—British Institute of Engineering Technology, 87, Shakespear House, Leicester Sq., London. [2217]

SCOTT SESSIONS and Co., Great Britain's radio doctors, officially approved as wireless repairers by Radio Society of Great Britain and Wireless League; old sets of every type repaired, rebuilt, modernised, send set for immediate quotation.

SCOTT SESSIONS and Co.—New sets constructed S with your components or parts supplied by us; guaranteed finest workmanship; we specialise in "The Wireless World" circuits; high grade radio-gramophone apparatus, etc.; let it mean something to you that we have satisfied customers throughout the British Isles! London service; experienced engineers sent to all parts; portable sets demonstrated.—Tel.: Mountview 8424. Halliwick Parade, Muswell Hill, London, N.10. [0262]

LOG Labels.—Invaluable for recording stations and dial settings; 50 post free 1/2.—Craven, 14, Brook Av., Wembley. [2053]

BAFFLE BOARDS made from Sitka Spruce Piano Sounding Board Wood, any size made to order; also baseboards, any size.—Dixon Brothers, Marsh Lane, Bootle, Liverpool. [2183]

YOUR Old Apparatus taken in Part Payment for latest Type; see our advert. in column Receivers for Sale.—Scientific Development Co., 51, Fishergate, Preston. [0229]

REVOLUTION in Moving Coil Loud-speaker Design.—See our advt. on page 24 and send for particulars to Star Engineering, Didsbury, Manchester. [2353]

PATENT AGENTS.

PATENTS and Trade Marks, British and foreign.—Gee and Co. (H. T. P. Gee, Member R.S.G.B. and A.M.I.E.E.), 51-52, Chancery Lane, London, W.C.2. Phone: Holborn 1525 [0001]

FREE, Inventor's Guide on Patents.—T. A. A., 253(w), Gray's Inn Rd., London, W.C.1. [1158]

KING'S PATENT AGENCY, Ltd. (B. T. King, Registered Patent Agent, G.B., U.S. and Can.); free advice handbook and consultations; 40 years' references.—146a, Queen Victoria St., London, E.C.4. [0002]

REPAIRS.

ALEXANDER BLACK, the wireless doctor, sets repaired and modernised.—Details under Miscellaneous. [9991]

SCOTT SESSIONS and Co., Great Britain's radio doctors; read advertisement under Miscellaneous column. [0263]

REPAIRS Returned Post Free, and to ensure satisfaction send remittance after approval of same.—Leeds Wireless Repair Service.

LOUD-SPEAKERS, headphones, rewound to any resistance and remagnetised, 3/-; transformers rewound, 2/-; sets constructed and overhauled, work guaranteed.—Leeds Wireless Repair Service, 5, Boston Place, Green Rd., Leeds. [2171]

TWELVE Months' Guarantee Accompanies All Our Repairs; any make of L.F. transformer, headphones, or loud speaker repaired and despatched within 48 hours; 4/-, post free; don't discard if burnt out; terms to trade.—Transformer Repair Co. (Dept. W.), 214, High St., Colliers Wood, S.W.19. [0011]

GUARANTEED Repairs by Experts; loud speakers, headphones, pick-ups; any make or type rewound, remagnetised and adjusted, post free, 4/-; L.F. transformers and chokes rewound from 4/-, post free.—Howell, 42, Fotheringham Rd., Enfield, Middlesex. [2288]

TUITION.

INSTRUCTION in Morse day or evening; easy terms.—Telegraph School, 29, Talfourd Rd., Pockham, S.E. [2300]

WANTED.

FULL Constructional Details of All-British Six.—G. Groome, 147, Manor Rd., Mitcham, Surrey. [2267]

WANTED, all mains receiver, also McMichael-Dimic 111.—Dalby, Ravenscar Garage, Scarborough. [2267]

WANTED, "Popular Wireless" Nos. 222, 248.—BM/ZVLK, London, W.C.1. [2298]


WANTED, Varley 4 valve D.C. mains set in exchange for all electric gramophone, no spring winding, new.—Box 9179, c/o The Wireless World. [2339]

THE "ARTILLERY" ELECTRIC TORCH

measures: in. wide by 1 in. high, it is therefore just a convenient size for carrying in the pocket; and the switch cannot be accidentally left on and thus run down the battery. This Torch was specially manufactured to Government Specification for use in the ARMY. It is therefore made with the very best materials and workmanship. The ends of the case are brass and the body is Zinc which cannot rust. Fitted with a powerful Bulbseye Lens, white unobtainable reflector, and bulb. With new "Ever Ready" two cell batteries (No. 1626) of full strength capable of 6 hours' intermittent light for months with ordinary care and use. These torches being surplus, we are able to offer a limited stock at the very low price of

Each COMPLETE **2/6** WITH ORDER

Packing and postage in the U.K. 6d. extra. Refills 1/- each. Spare bulbs, 2/6 each, 6d. each. THE TORCH CASE ALONE COSTS MORE THAN THIS TO MANUFACTURE.



FOR XMAS
Give Him Multi-range
DIX-ONEMETER

INSTRUMENT **55/-**
IN CASE
MULTIPLIERS EACH **6/6**

COMPLETE RADIO OUTFIT
£4 10 0

An Ideal Xmas Gift.

New Winter Bargains Catalogue Will Save You Pounds —At Stamps.
ELECTROIX RADIOS,
218, Upper Thames St., E.C.
Blackfriars Stn. Met. Riv. City 0191

HERE'S THE CABINET YOU WANT



at the **RIGHT PRICE**

A HANDSOME pedestal cabinet for moving coil or cone speaker, a fine stand for your set, with accommodation for batteries alongside the speaker. Artistic fret backed with old gold fabric.

Size of Cabinet 36" high, 25" wide, and 14" deep.
Price in figured Oak, best quality finish — **£22.0**

Cheaper models from 17/6. Pedestal Cabinets for set and batteries, £2-5-0. Cabinets for set, batteries and moving coil speaker, £3-15-0. Send for Illustrated List.

THOS. EASTHAM, ELECTRIC CABINET WORKS (Dept. 5), THORNTON, BLACKPOOL.



MAHOGANY CABINET
for **MOVING COIL LOUD SPEAKER**

Hand French polished, satin finish. Overall size 42" high X 22" wide X 14" deep.
Delivered free England and Wales

84/-

Scotland 2/6 extra. Crate 3/- extra, returnable.

Let us quote for your own design. Write for catalogue.
F. DIGBY 9 The Oval, Hackney Rd., London, E.2
Phone: Bishopsgate 6454.

BOOKS on WIRELESS

Write for complete list to
ILLIFF & SONS LTD.,
Derret House, Tudor St., London, E.C.4.

EXCHANGE.

PART Exchange.—Best offers made without seeing material; special offer, will exchange new oak cabinets, 18x7x10, for modern wireless parts, or sell 16/-; also parts for sale at knock-out prices to callers; Tuesdays and Thursdays only, after 6.—G. A. Ryall, 182, Kennington Rd., London. [1913]

YOUR Old Apparatus taken in Part Payment for Latest Type; see our advert. in column Receivers for Sale—Scientific Development Co., 51, Fishergate, Preston. [0230]

ERNEMANN Folding Quarter-plate Press Camera, focal plane shutter, Dep. anastigmat, 1/6.8, also Ernemann 3 1/2 x 2 1/2 folding pocket camera, dark slides, F.P. adaptor, folding tripod; exchange for modern L.S. set or modern components.—Box 9189, c/o *The Wireless World*. [2349]

RYALL'S Radio Service of Part Exchange and Mail Order.—A few questions answered. Will we send brand new goods? Yes, this guaranteed in every case. Do we pay post or carriage? Yes, always. Will we change goods not approved of for any reason? Certainly, except valves. Are we prompt in service? Yes, goods despatched on day of order. Do we adhere to offers made? Yes, if description is accurate. Are we reliable? Nine months' trading with readers of "The Wireless World" and no complaints, many testimonials. We are not satisfied unless our customers are; you run no risks with Ryall; part exchange or mail order for any wireless components or tools by return, packing, carriage or postage free, or c.o.d.—G. A. Ryall, 182, Kennington Rd., London. [2289]

AGENCIES.

AGENTS Wanted for Portable Pentode H.T. Accumulators, all parts; good terms; see under Batteries.—Pearson Bros., Bedworth, Nuneaton. [2128]

SITUATIONS VACANT.

REQUIRED, for Electrical Research Laboratory, S.E. London district, three technical assistants, only enthusiastic workers fully up to date in latest practice required.—Write giving fullest details, Box 9160, c/o *The Wireless World*. [2243]

YOUNG Man required as Manager for N.W. London Gramophone, radio, and charging station, preference to young man able to invest small capital, must be capable and worker.—Salary, commission, and amount available to Box 9185, c/o *The Wireless World*. [2345]

SITUATIONS WANTED:

ADVERTISER, 22, diploma in radio, 4 years' experience all types receivers, seeks situation in workshop or laboratory; West Riding (Yorks) district preferred.—Box 9159, c/o *The Wireless World*. [2242]

EX-OPERATOR, typist, book-keeper, good all round clerk, excellent references, lame owing to hæmophilia, wants work; own typewriter.—Box 9162, c/o *The Wireless World*. [2245]

SITUATION Required by ex-wireless operator, 15 years' practical radio experience; any district.—BM/VCK2, London, W.C.1. [2511]

KEEN Wireless Man (30), experienced in fault finding testing, etc., seeks responsible berth in service department, can handle technical correspondence, good practical and technical experience; highest references.—Box 9174, c/o *The Wireless World*. [2325]

RESPONSIBLE, keen, adaptable man, of good address, up-to-date theory, long practical experience design, construction, fault finding, repairs, accumulator charging, electric wiring and fittings, business routine and correspondence, good salesman demonstrator, drive car.—Box 9183, c/o *The Wireless World*. [2343]

STELLA

ALUMINIUM SCREENS

to "Wireless World" specification.

MEGAVOX 3 3/6

EUROPA 3 6/6

Panels (14 gauge) Marble finish
3d. sq. inch.

COPPER SCREENING BOX

complete for KILO - MAG

FOUR as made by us for "The

Wireless World" £2.10.0

WHITE BROS. & JACOBS Ltd.,
46, Chalk Farm Road, London, N.W.1.

DARIO

This week's best bargain
See page 39

The "WARATAH" Gun 16/-



Pistol and gun combined, 22 Bore, no permit, greatest novelty out, only 16/- cash or C.O.D. Ball cartridges 1/6 per 100. Send stamp for 32 page Pistol, Gun, Trap and Net Book, containing hints and bargains. 100 page book with 1,000 tips, 500 illustrations, 1/- post free. Clyde Bell Dept. (W.W.), 49, Windsor Terrace, Glasgow, N.W.

MOTORCYCLE

Every Thursday 3d

FINANCIAL PARTNERSHIPS.

ELECTRIC Lamps and Wireless Valves.—A non-combine firm, possessing modern plant capable of making 10,000 valves and lamps per week, require further capital for development, factory buildings on lease, ample labour available, own power units; fullest enquiry courted.—Write in first instance to Box 9170, c/o *The Wireless World*. [2265]

BUSINESSES & PROPERTY FOR SALE, TO BE LET, OR WANTED.

HIGH Class Wireless and Gramophone Retail Business, complete accumulator charging plant, for disposal, situated in Northern Ireland, flourishing trade; excellent reasons for disposal; £1,000, or near est offer.—Apply Box 9163, c/o *The Wireless World*. [2246]


BOOKS, INSTRUCTION, ETC.

STEP by Step Wireless, a complete course of the theory of electricity in relation to the practical design of wireless apparatus, eliminators, circuits, etc., with extracts from a designer's notebook giving up-to-date practical applications; issued weekly, send 1/- p.o. for first 4 weeks.—Clifford Pressland, A.M.I.E.E. Eng., Dept. W.W., Hampton-on-Thames. [0195]

WET H.T. Batteries are now a proved success; write for new illustrated booklet, giving cost and method of building and maintaining, free; mention paper.—Taylor, 57, Studley Rd., Stockwell, London. [0077]

MORECROFT'S "Radio Communication," 25/-; Ramsey's "Experimental Radio," 8/-; both 1927, as new.—Box 9184, c/o *The Wireless World*. [2344]

ACCUMULATORS "ELITE" THE ELITE OF ALL.



H.T. ACCUMULATORS. 60 volts 22/6
3 amp. hour type, 02, Semi-oil Submerged Complete as illustrated.
DOUBLE CAPACITY TYPE, 60 volts, 6 amp. 30/-
hours.

The World's Best High Tension Accumulator and o. British Manufacture. The Unique Semi-oil Submerged feature of the elite absolutely prevents surface leakage losses. The battery lasts a life-time. Write for lists.

SOLD ON APPROVAL SYSTEM.

ACCUMULATORS ELITE, BEDFORD ST., HALIFAX. Telephone: 4304. Telegrams: Elite, Halifax
London Distributor:—**CECIL POELMAN** 77, Great Portland Street, LONDON W1



The choice of critics

BULGIN
RADIO PRODUCTS

A HANDSOME AND USEFUL CHRISTMAS PRESENT.


If you or your friend possess a Portable or Super Heterodyne Receiver, what better investment or gift could you select than a Bulgin Station Locator, one of the most fascinating novelties put on the market.

It enables the strongest signals to be obtained with the minimum of time and trouble and is of course equally useful for those who use frame aeriels.

Full instructions are enclosed and the Locators can be supplied in various finishes, green, maroon, or brown in imitation leather.



The actual directions of all transmitting stations in Northern Europe are shown on the two maps supplied.



The instrument ready for use, showing the compass and special movable pointer.

PRICE 10/6 EACH

Folded ready for the pocket. Measuring 10 1/2" x 5 1/2".


SEND FOR OUR 56 pp. CATALOGUE.

A. F. Bulgin & Co.

RADIO MANUFACTURERS,
9, 10, 11, CURSITOR ST., CHANCERY LANE, E.C.4.
Telephone: Holborn 2072.

OVER 250 COMPONENTS TO CHOOSE FROM.

Mention of "The Wireless World," when writing to advertisers, will ensure prompt attention.



GET **MOVING COIL** RESULTS FROM YOUR "BLUE SPOT" UNIT BY USING THE "WHITE SPOT" FRAME.

The whole mass of solid castings, and front ring highly polished. THE UNIT can be attached by two screws B, which are provided, in one minute, and centred by means of the three screws A.

Frame, complete with diaphragm assembled and suspended as in moving coil practice, price 16/- This can be fitted to either a cabinet or battle by means of the three lugs provided.

Frame only, complete with front ring and all screws, 12/6.

Stand extra to either of above, 2/6. All post free. **WOLVERHAMPTON DIECASTING CO.,** Great Hamp.on Street, WOLVERHAMPTON.

THE NOW READY POSITIVELY MARVELLOUS NEW DARIO SUPER H.F. AMPLIFICATION VALVES

7 1/6
 SUPER H.F. 3.5V. 1 AMPS
 SUPER H.F. 10 VOLT 1.8V 1.8 AMPS

ALSO G.P. AND R.C.C. 5 1/6

Radio - Micro's latest and greatest. These two remarkable valves are unique in that they are the only valves satisfactorily fulfilling the public demand for a super-amplification and economical H.F. valve.

NOTE THESE OUTSTANDING CHARACTERISTICS of the Super H.F.

Impedance, 25,000 ohms.
 Co-efficient of amplification, 25.
 Slope or Mutual conductance—1 milliamp per volt.
 Astonishingly successful results on short waves, down to 10 metres (limit of present experiments).
 R.C. Coupling Super Amplifier on lower stages of R.C.C. using 200,000 ohms as anode resistance.

TRADE MARK "RED DIAMOND" TWO-WAY COIL HOLDER

REGD

No. RD 32 **4/-** each.

Parallel working. Fine adjustment. Worm driven. Coils cannot fall. Easy movement. Perfect finish. Of all high-class radio dealers or by insured post, 4/6, from

JEWEL PEN CO., LTD., (Radio Dept. 44), 21-22, Gt. Sutton Street, LONDON, E.C.1

YOU WANT BARGAINS. WE HAVE THEM!

EVERYTHING for WIRELESS ON EASY TERMS

ALSO **WONDERFUL CASH BARGAINS**
 Nothing too small. Nothing too large. WRITE FOR LIST AND PARTICULARS.

ANOTHER BARGAIN OFFER
 Osrarn Music Magnet complete with all Batteries, Valves and Amplion A.C.4. Speaker, 23/6 down and 11 monthly payments.

SEND US YOUR REQUIREMENTS
T. A. HARRIS, Reliable Radio Supplies
 St. John's Church Road, Hackney, E 9
 [Provident Cheques taken]

2	V General Purpose, .05 amp. - 5/6
	O R.C.C., .06 amp. - 5/6
	L Super-Power, .07 amp. - 5/6
	T .18 amp. - 7/6

4	V General Purpose, .05 amp. - 5/6
	O R.C.C., .07 amp. - 5/6
	L Super-Power, .07 amp. - 5/6
	T .1 amp. - 7/6

WRITE FOR NEW LITERATURE.

(Dept. C), **IMPEX ELECTRICAL, LTD.,** 538, High Road, Leytonstone, E.11.

Irish Free State Agents: Burwoods of Cork.

NO RADIO WITHOUT DARIO


The **Wireless**
AND **Radio Review** **World**
INDEX TO ADVERTISEMENTS.

	PAGE		PAGE		PAGE
Accumulators Elite	38	Falk, Stadelmann & Co., Ltd.	34	Oldham & Son, Ltd.	Cover iii.
A.F.A. Accumulators, Ltd.	6	Ferranti, Ltd.	7	Ormond Engineering Co., Ltd.	Supp. v.
Amplifiers, Ltd.	30	Flexible Electric Cords, Ltd.	35	Perseus Manf. Co.	37
Appleby, E. H.	25	Fullograph	Supp. vii.	Peta-Scott Co., Ltd.	2
Artio Fuse & Elec. Manf. Co., Ltd.	40	Gambrell Radio, Ltd.	26	Philips Lamps, Ltd.	5
Atlanta, Ltd.	30	Garnett, Whiteley & Co., Ltd.	Cover i.	Phillipson & Co., Ltd.	28
Attair, Ltd.	Supp. xviii.	General Electric Co., Ltd.	11, 16 & 19	Player's Cigarettes	Supp. vi.
B. & J. Wireless Co.	25	Gilbert Industries	37	Posthwaite Bros.	35
Baker's "Selhurst" Radio	27	Gilman, J. S.	Supp. xviii.	Potter, H. B. & Co., Ltd.	Supp. viii.
Bayliss, W., Ltd.	28	Glasson, R. H.	Supp. xix.	Pugh Bros.	25
Beam, Ltd.	24	Graham Amplion, Ltd.	Col. Supp. i.	Pye, W. G., & Co.	33
Bedford Electrical & Radio Co., Ltd.	Supp. xvi.	Graves, J. G., Ltd.	35	Radielle Co., Ltd.	26
Bell, Clyde	38	Griffin, A. W., & Co., Ltd.	26	Regent Fittings Co.	36
Belling & Lee, Ltd.	22	Harlie Bros.	Supp. xxi.	Regent Radio Supply Co.	Supp. xii.
Benjamin Electric, Ltd.	Supp. x.	Harris Radio Supplies	39	Reid, L. H., & Co.	36
Bird, Sydney S., & Sons, Ltd.		Hart Bros Electrical Manf. Co., Ltd.	Supp. xii.	R. I. & Varley, Ltd.	Supp. ix.
Bowyer-Lowe Co., Ltd.	Supp. iii.	Hayberd, F. C., & Co.	23	Ridged Cone Co., Ltd.	Supp. xiv.
Britannia Reproducers, Ltd.	Supp. ii.	Henderson, W. J., & Co., Ltd.	14 & Supp. xvi.	Robinson & Hands Electric Co., Ltd.	18
Britannia Rubber & Kamptulicon Co., Ltd.	Supp. xx.	Henri & Co.	24	Rolls-Caydon Sales	23
British Thomson-Houston Co., Ltd.	Cover i, Col. Supp. 2 & 3	Hildick & Hildick	Cover iii.	Rothermel Corporation, Ltd.	Supp. x & xi.
Brown, S. G., Ltd.	14	Holzman, L.	Supp. i.	Sankey, J., & Sons, Ltd.	Supp. x.
Brownie Wireless Co. (G.B.), Ltd.	Supp. xx.	Hughes, F. A., & Co., Ltd.	8	Scientific Supply Stores	Supp. xxi.
B.S.A. Radio, Ltd.	22	Hunt, A. H., Ltd.	27 & 29	Scott & Co., G. L., Ltd.	34
Bulgin, A. F., & Co.	38	Igranic Electric Co., Ltd.	12	Show Card Service	37
Bullphone, Ltd.	Supp. iv.	Implex Elec. Co., Ltd.	35, 37, 38 & 39	Siemens Bros & Co., Ltd.	21
Burntelt Wireless (1928), Ltd.	Supp. xiii.	Jackson Bros.	16	Simmonds Bros.	33
Burton, C. F. & H.	Cover i.	Jewel Pen Co., Ltd.	39	Squire, F.	Supp. xix.
Carborundum Co., Ltd.	24	Lampugh, S. A., Ltd.	32	Star Engineering Co., Ltd.	24
Celestion Radio Co.	13	Lang & Squire, Ltd.	30	Storey Bros. & Co.	37
Clarke, H., & Co. (Manchester), Ltd.	Cover i & Col. Supp. 4	Leetro Linx, Ltd.	26	Taylor, G.	
Cole, E. K., Ltd.	9	Lever, Eric J. (Trix), Ltd.	Supp. xx.	Taylor J. H., & Co.	37
Cossor, A. C., Ltd.	20	Lewis, S. W., & Co., Ltd.	Supp. xvi.	Telegraph Condenser Co., Ltd.	8
County Chemical Co., Ltd.	34	Liverpool Radio Supplies	Supp. xviii.	Telsen Electric Co., Ltd.	10
Croxsonia Co.	36	Lock-Atkinson Wireless	36	Tombkin, J.	Cover iii.
Cutters & Tools, Ltd.		Lock, W. & T.	Supp. xix.	Tonex Co.	4
Day, Will, Ltd.	Supp. xxi.	Loewe Radio Co., Ltd.	14	Transformer Repair Co.	36
Digby, F.	37	London Electric Wire Co. & Smiths, Ltd.	12	Trelleborg Ebonite Works, Ltd.	Supp. xix.
Dionido Battery Co., Ltd.	Supp. xviii.	London Radio Supply Co.	Supp. xv.	Tulor Accumulator Co., Ltd.	Supp. viii.
Donotone Co.	Supp. viii.	Lustrolux, Ltd.	Supp. xiv.	Tulsemere Manf. Co.	40
Dunliver Condenser Co. (1925), Ltd.	Cover i & p. 17	Lyons, Claude, Ltd.	37	Ward & Goldstone, Ltd.	Supp. xxii.
Dunham, C. S.	Supp. xxvii.	Marconiphone Co., Ltd.	Cover iv.	Watmel Wireless Co., Ltd.	Supp. xiv.
Eagle Engineering Co., Ltd.	24	McMichael, L., Ltd.	15	Webb's Radio Electric Stores	Supp. xvii.
Eastham, Thos.	37	Melhuish, C. D.	34	Western Auto Electrical Co.	Supp. xiv.
Eastick, J. J. & Sons	31	Metro-Vick Supplies, Ltd.	3	Westinghouse Brake & Saxby Signal Co., Ltd.	Supp. iv.
Edison Swan Electric Co., Ltd.	10	Mic Wireless Co.	20	Wet H.T. Battery Co.	30 & 35
Electradix Radios	33 & 37	Miscellaneous Trading Co., Ltd.	Supp. x.	White Bros. & Jacobs, Ltd.	38
Epoch Electrical Society, Ltd.	23	M-L Magneto Synd., Ltd.	Supp. xvii.	Whiteley, Boneham & Co., Ltd.	31
Eriesson Telephones, Ltd.	4	Morris, J. R.	Supp. xii.	Wilkins & Wright, Ltd.	29
Ever Ready Co. (G. B.), Ltd.	Supp. xv.	M.P.A. Wireless, Ltd.	6	Wingrove & Rogers, Ltd.	Supp. vi.
Excelsior Motor Co., Ltd.	Supp. xix.	Mullard Wireless Service Co., Ltd.	1	Wireless Trader	18
		Northern Radio Co.	36	Wolverhampton Diecasting Co.	39
				Wright & Weaire, Ltd.	Supp. xvi.

ENTIRELY DIFFERENT PRINCIPLE
to any other Valve-holder

World Patent
INTERRUPTED
MESH
SUSPENSION.
No SPRINGS. No
RUBBER USED.

The interrupted mesh suspension guarantees perfect anti-microphonic features. No Valve-holder employing springs, rubber or such-like makeshifts is in the same class. The ARTIC is the only one of its kind. We guarantee perfect steadiness in all conditions of shock and vibration. It costs a *little* more, but it's worth a *lot* more.



BY SELLING DIRECT TO THE PUBLIC we can sell at 2/3 each post free with P.O. remittance, Each or C.O.D. charge extra. post free



GIVE SOMETHING
REALLY USEFUL
THIS CHRISTMAS



TANNOY

A.C. MAINS SUPPLY UNITS

The Essence of Efficiency.

HIGH TENSION
For Multi-Valve
Receivers.
No valves required.
No expensive replace-
ments.
Components
from

47'6

LOW TENSION
Incorporating Westing-
house Metal Rectifiers.
2, 4 or 6 volts at 1/2 an
amp. No renewals. No
attention. Everlasting.
Complete Units
from

When you buy TANNOY you buy lasting satisfaction.
Write or 'phone for details.

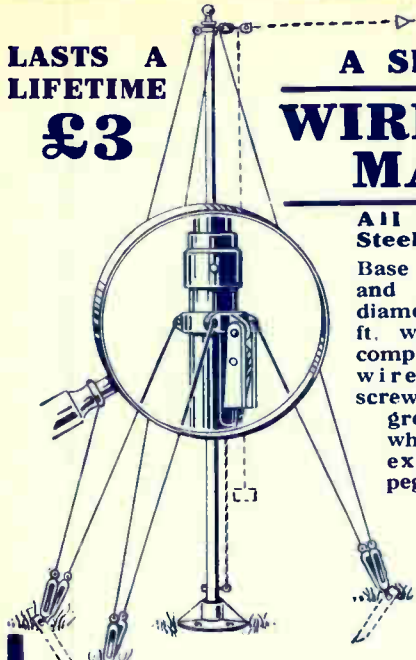
TULSEMER MANFG. CO., DALTON STREET, WEST NORWOOD, S.E.27
Phone: Streatham 9731.

MAY WE SUGGEST
A TANNOY UNIT
IT'S SURE TO PLEASE



Mention of "The Wireless World," when writing to advertisers, will ensure prompt attention.

**LASTS A LIFETIME
£3**



A SPECIAL WIRELESS MAST

All Galvanised Steel throughout.

Base tubes 2½ inches and top 1½ inches diameter for 50 ft., 17½ ft. when telescoped, complete with guy wires, straining screws, base plate and ground pegs. The whole galvanised except ground pegs.

Special! 34 Feet non-telescopic **£3 - 0 - 0** complete

34 Feet telescopic with patent catch **£3 - 15 - 0**

50 Feet **£7 - 5 - 0**

One Mast in a Lifetime is all you need.

(Patent Nos. 233035 & 244883.)
Note: Enlarged view of catch to support Top section when extended.

**HILDICK & HILDICK, Tube Makers,
PLECK ROAD, WALSALL.**



A MASTER TRANSFORMER
at a Reasonable Price—
and with a 12 months Unconditional Guarantee

OK Supreme

Supplied in 3 ratios—3-1, 4-1, and 5-1.

SIZE 3" x 3" x 2½"
WEIGHS NEARLY 30 ozs.

ALL BRITISH


A Power Transformer without a fault. Tried and Tested at several stages of manufacture. Very high amplification factor which is constant over a wide range of audio frequencies. Try it in your set; it will make a big improvement. Infinitely superior to any foreign transformer. We show our confidence in its high-class quality and construction by backing it with a 12 months unconditional guarantee.

From your Dealer or direct from

Send for List of Condensers, Plugs, Terminals, and other keen priced Accessories

12' 6 EACH

J. Toubkin
33, Long Millgate, MANCHESTER.
Telephone: City 9348 (2 lines). Telegrams: Toubkin, Manchester.
50, Howard St. Glasgow, and at 139, High Holborn, London. W C.1.



OLDHAM "ISOLA" cell construction ends inter-cell leakage

Oldham H.T. Accumulators built on the new Oldham "Isola" cell construction system retain their full rated capacity—they cannot discharge themselves. Not only is each 10 volt Unit separated from its neighbours by air gaps—but air gaps separate each individual cell as well. No longer is that insidious leakage from cell to cell possible. Oldham "Isola" cell construction provides positive protection against waste of energy—a waste that is continuous whether the Accumulator is working or not. Write now for full pamphlet giving full details of this remarkable Oldham introduction.

NOTE NEW PRICE.

OLDHAM 10 volt. H.T. UNIT, capacity 5500 m/a, complete with flex and two wander plugs.

NOW 6'9
(formerly 7/3).



OLDHAM

OLDHAM & SON LTD., DENTON, MANCHESTER. Tel.: Denton 301.
London Office: 40, Wicklow Street, King's Cross, W.1. Tel.: Terminus 4446.
Glasgow: 75, Robertson Street, C.2. Tel.: Central 4015.

6697

VALVE ADVANCEMENT MARCONI superiority



MARCONI TYPE DEP 215 2-volt power valve.

A LOW frequency amplifier, capable of giving magnificent volume in any type of Receiving Set. The improved characteristics permit it to handle ample input without overloading. When used with 120-150 volts high tension, and the necessary grid bias, MARCONI DEP 215 will give clear reproduction of music, song and speech.

The filament is of the latest construction giving increased emission with a minimum current consumption.

With 4 or 6 volt accumulators MARCONIPHONE DEP 410 or DEP 610 are the most efficient valves for the last stage, giving exceptional clarity and fullness of tone.

There is a Marconi Power Valve for every circuit, from the simple two-valve set to the largest Moving Coil Amplifier.

Fit Marconi Valves and let Marconi's vast experience in design and manufacture enrich your reception.

Write for full particulars of New Marconi Valves, mentioning "Wireless World."

- Fil. Volts 2'0 max.
- Fil. Current . . . 0'15 amps.
- Anode Volts . . . 150 max.
- *Amp Factor 7
- *Impedance . . . 5,000 ohms.
- *Normal-Slope . . 1'4 Ma/v.

*At Anode Volts 100
Grid Volts 0

PRICE
12/6

The very latest process for improving the vitality and life of the filament is employed in the manufacture of Marconi Valves.



MARCONI VALVES

M.V. 16-83.

THE MARCONIPHONE CO. LTD., 210-212, Tottenham Court Road, London, W.1

Printed for the Publishers, LITTLE & SONS LTD., Dorset House, Tudor Street, London, E.C.4, by The Cornwall Press Ltd., Paris Garden, Stamford Street, London, S.E.2.

Colonial and Foreign Agents:
 UNITED STATES—The International News Co., 131, Varick Street, New York. FRANCE—W. H. Smith & Son, 248, Rue Rivoli, Paris; Hachette et Cie, Rue Réaumur, Paris.
 BELGIUM—W. H. Smith & Son, 78, Marche aux Herbes, Brussels. INDIA—A. H. Wheeler & Co., Bombay, Allahabad and Calcutta. SOUTH AFRICA—Central News Agency, Ltd.
 AUSTRALIA—Gordon & Gotch, Ltd., Melbourne (Victoria), Sydney (N.S.W.), Brisbane (Queensland), Adelaide (S.A.), Perth (W.A.) and Launceston (Tasmania).
 CANADA—The American News Co., Ltd., Toronto, Winnipeg, Vancouver, Montreal, Ottawa, St. John, Halifax, Hamilton; Gordon & Gotch, Ltd., Toronto; Imperial News Co., Toronto, Montreal, Winnipeg, Vancouver, Victoria. NEW ZEALAND—Gordon & Gotch, Ltd., Wellington, Auckland, Christchurch and Dunedin.

The Wireless World

3^D

AND
RADIO REVIEW

The Paper for Every Wireless Amateur

Wednesday, December 19th, 1928.

**WORRYLESS—
WIRELESS!**

NO BATTERIES OR ACCUMULATORS

"EKCO"

Write for
Illustrated
Booklet!



MAINS-POWER RADIO DEVICES
From 17/6 D.C. to £2. 12.6 A.C. Complete.

E.K. COLE LTD.

Dept. W. EKCO WORKS, LONDON ROAD,
LEIGH-ON-SEA.

Model 2F 10. A.C.

tone / volume / distance



Mullard
THE MASTER VALVE

THE EBONITE SPECIALISTS

Superfine Quality

Trelleborgs

GUARANTEED
GENUINE EBONITE

*This Ebonite is unconditionally
guaranteed in quality*

TRELLEBORG EBONITE WORKS, LTD.
UNION PLACE, WELLS STREET. W.1.

PRECISION INSTRUMENTS

UNIVERSITY OF SOUTHERN
CALIFORNIA

FEB 14 1953

LIBRARY



CONDENSERS

Specified for all Star Circuits

JACKSON BROS. 72, St. Thomas's Street. S.E.1

PUTS PUNCH INTO THE SPEAKER

HAVE you ever heard your speaker at its best? After all, a singer is in good voice only when his lungs are abundantly vital: pumping in supplies for every effort. It is so with your Speaker and its lungs are your batteries. Marconiphone High Tension batteries make this difference. Their sparkling vigour lends new colour and crispness to the interpretation. Their overflowing life outlasts literally hundreds of programmes: still equal to the demand. Ask for Marconiphone "long-life" batteries—good radio dealers have them always in stock.

MARCONIPHONE HIGH TENSION BATTERIES.

66-volt, "New Standard"	12/6
81-volt, "Standard"	15/6
108-volt, "New Standard"	21/-

LARGE CAPACITY BATTERIES.

60-volt	20/-
-----------------	------

MARCONIPHONE "POPULAR" BATTERIES.

108-volt	15/6
66-volt	9/6

MARCONIPHONE GRID BATTERIES.

9-volt	1/9
16-volt	3/6

THE MARCONIPHONE CO. LTD.
(Dept. P), 210-212, Tottenham Court Road, London, W.1.
Showrooms: 210-212, Tottenham Court Rd., W., and Marconi House, Strand, W.C.2.



MARCONIPHONE HIGH TENSION BATTERIES

Mention of "The Wireless World," when writing to advertisers, will ensure prompt attention.

Music wherever you go



In any room, at your own home or your friends', anywhere and everywhere you go you can hear radio music at its best. The wonderful Mullard Master Five Portable Receiver makes you independent of an aerial and earth and gives you music anywhere at the touch of a switch. Receiver, batteries, aerial, loud-speaker are all contained within the attractive cabinet.

Operation is of the simplest—one dial tuning! The Mullard Master Five gives amazing choice of programmes and is highly efficient on the long as well as the broadcast wavelengths—an achievement rare with portable sets. Its tone is rich and realistic—no sacrifice of quality is made to its compactness and portability.

The Mullard Master Five is the modern version of ideal radio.

The Mullard MASTER FIVE



You can build the Mullard Master Five yourself quite easily and save yourself pounds. Its construction is simpler than that of many smaller and less efficient receivers. The unique Plan of Assembly is your assurance of success. No previous radio experience is necessary.

Post coupon now for full details and free copy of "Radio for the Million," Vol. 2, No. 4.


To Dept. 18,
Radio for the Million,
63, Lincoln's Inn Fields, W C.2.
Please send me free Plan of Assembly of the
Mullard Master Five and copy of "Radio for the
Million," Vol. 2, No. 4.

Name.....
(Block letters).



Address.....

W.W.

Weston sets the world's standard



A coil 506 Bin Jack Voltmeter with High Range Stand, Measures High and Low Tension Voltages.
Price £2. 10. 0
The Weston free booklet "Radio Control" explains the uses of this and other Weston Radio Instruments. Write for your copy.



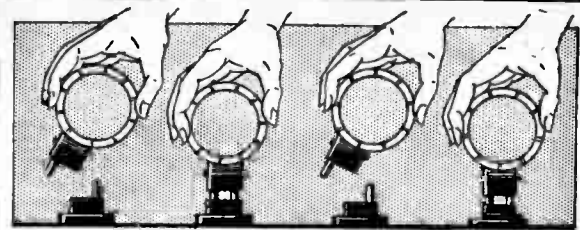
Model 506 Mill-Ammeter should be placed in the H.T. circuit of the valve to ensure correct operation and check distortion. Panel mounting type.
Prices
£1.15.0—£2.15.0

Model 506 Panel Voltmeters ensure permanent accuracy. With a high internal resistance of 125 ohms. per volt, they make practically no load on the batteries. Neat and compact.
Prices
£1.15.0—£2.15.0




Model 489 Double Range D.C. Voltmeter is a necessary portable testing instrument for every radio enthusiast. It is of great use in tracing circuit troubles. Made in various ranges with different sensitivities. Similar instrument for A.C. Model 528.
Prices £4.0.0—£7.15.0

WESTON ELECTRICAL INSTRUMENT CO. LTD.
15 GT. SAFFRON HILL, LONDON, E.C.1



Why keep changing coils?



BRITISH GENERAL AERIAL TUNING UNIT
means that you no longer need use plug-in coils. It covers all wavelengths between 250-2000 metres by means of a 10-stud tapping switch. Reaction is smooth and tuning simple. New bakelised former and special reversible dial to allow of upright or horizontal panel mounting. Price **18/6**

From all good dealers or direct from:

BRITISH GENERAL
MANUFACTURING CO., LTD.
BROCKLEY, LONDON, S.E.4.



THE

ONLY
Price
18/6



WAY
Price
18/6

It is obvious that if you can get from one instrument the amplification of a transformer PLUS the purity of a choke you have the finest possible combination of volume and tone. Fit your receiver with a Watmel Auto Choke in place of an L.F. Transformer and you will be amazed at the purity and strength of reproduction afforded. The Auto Choke contains its own condenser and grid leak and sells at the remarkable all-in price of **18/6**.

Watmel

WATMEL WIRELESS CO., LTD., Imperial Works,
HIGH ST., EDGWARE. Telephone Edgware 0323.

Mention of "The Wireless World," when writing to advertisers, will ensure prompt attention.

METROVICATION

FOR ALL-ELECTRIC WIRELESS OPERATION

THE ALL ELECTRIC VALVE



If only valves would work without accumulators and without H.T. batteries!

Yet this is now actually possible with the Met-Vick All-Electric Valve which in combination with a suitable eliminator (like the Model "B") enables everyone living in an electrically lit house to operate a wireless set straight off the mains like a lamp or other domestic appliance.

These amazing Met-Vick All-Electric Valves have solved the problem of mains operation. They are standardized by the leading set makers. They are so designed that they can be plugged into an existing battery set without altering the wiring, thus making conversion into an All-Electric set easy.

Met-Vick All-Electric Valves will improve a set out of all recognition.

With these wonderful valves and All-Electric operation the H.T. never fades away, the L.T. is always just right.

Met-Vick All-Electric Valves are without doubt the most supremely successful valves obtainable.

Convenient hire purchase terms arranged if desired.

MET-VICK All-Electric Valves. AC/G for all but last stage ... 15/-
AC/R last stage (power) 17/6

Disc Adaptors, price 6d. enable MET-VICK All-Electric Valves to be fitted into existing valve holders.


Fully descriptive illustrated literature and name of nearest dealer on request.

MET-VICK VALVES-SETS-COMPONENTS


Metro-Vick Supplies Ltd., 155 Charing Cross Rd., London, W.C. 2.




The model "B" Eliminator connected to a wall plug or lamp socket provides heater current for the All-Electric Valves, fiveappings for the H.T. supply, up to 180 volts 20 milliamps, and automatically regulated grid bias taps for the last stage. Price complete with Met-Vick Rectifying Valve for A.C. £8. For D.C. £7 2 6.



The Met-Vick 3 Valve All-Electric Mains Operated Set for Local, Daventry & many Continental Stations. The extremely high quality reproduction is a special feature. It is very suitable for new Regional Scheme. Price complete with Valves, coils and Royalties, A.C. £12 17 0. D.C. £13 8 0.



The Met-Vick 4 Valve All-Electric is called the "All Necessary Performance" set, one H.F. stage, low loss coils and condensers, loose coupled Tuned aerial, it gets anywhere and everywhere at Loud Speaker strength. Price, complete with Valves, coils and Royalties A.C. £17 14 6. D.C. £18 7 6.



Met-Vick 5 Valve All-Electric. More powerful, of course, than the Met-Vick 4. In beautiful cabinet with cupboards for L.T. and large size H.T. Eliminators, 220 volts 35 milliamps. For A.C. or D.C. supply price complete with all accessories, except Loud Speaker, and including Royalties. In Oak £47 9 0. In Mahogany £50 19 0.



For Constructors: This Met-Vick combined Transformer furnishes current for the Met-Vick indirectly heated Valves and for the Rectifying Valve in Eliminator. Price, any voltage £1 17 6.

THE 100% Broadcast Receiver


BUILD and OPERATE in ONE EVENING



"Screened 3 Grid"




Obtain a Broadsheet from your dealer and read why you should—
Completely Screen the Grid



Send post card for FREE FULL-SIZE LAYOUT PLAN and wiring instructions.
THE FORMO CO.
Crown Works, Cricklewood Lane, N.W.2

Player's Please



NCC 207

PAXOLIN

PANELS AND FORMERS FOR
perfect insulation & better appearance

PANELS: Mahogany, Natural Brown, or Black finish.
1/2" thick, 1d. per sq. inch. 3/4" thick, 2d. per sq. inch.
COIL FORMERS: Prices on application.
"EMPIRE" VARNISHED INSULATING TUBING in all diameters.

Distributors:

WRIGHT & WEIRE LTD.,
74D, High Road, Tottenham, N.17.
Phone Nos.: Tottenham 3847 & 3848.

Sole Manufacturers:

THE MICANITE & INSULATORS CO., LTD.,
Empire Works, Blackhorse Lane, Walthamstow, E.17.



Special demonstration of the New Hegra Magnetic Speaker giving extraordinary response to all audible frequencies. Also call and hear the latest Hegra Moving Coil Speaker and Patent 4 pole balanced armature unit which gives wonderful volume without the slightest chatter.

Daily demonstrations of B.K., MAGNAVOX, MARCONI, BLUE SPOT, MULLARD, etc. Also: PICK UPS.

Come and make your own comparisons and choose from the world's finest Speakers. 138-page FREE catalogue Radio and Electrical.

Telephone

ELECTRIC (GRAFTON) COMPANY

Museum 0241.

Dept. W., 54, Grafton Street, Tottenham Court Road, W.1.

Mention of "The Wireless World," when writing to advertisers, will ensure prompt attention.



**MAKE YOUR
OLD GRAMOPHONE
SOUND LIKE NEW**



**FOR
£1**

No surface noise.
Perfect tonal quality of reproduction.
Just substitute for your ordinary soundbox and connect to radio set—that's all!

**BURNDEPT
BLACKHEATH, LONDON, S.E.3.**



**The
SECRET OF
PERFECT CONTACT**

Look at the section of the Benjamin Vibrolider; note the anti-microphonic springs, the coils of which form the sockets for the valve legs; see how these springs are free to take up any lateral irregularity in the spacing of the valve pins, and how from contact point to terminal is one jointless piece of metal. Then you will realise why the Vibrolider is the most efficient valve holder on the market — because it embodies the Secret of Perfect Contact.

Price 1'6

BENJAMIN

Electric Limited, Brantwood Works,
TOTTENHAM - LONDON - N.17.

LUSTROLUX

HUGE SUCCESS SCREENED GRID VALVES
INCREASING DEMAND — TAKE ADVANTAGE NOW

If your dealer does not stock "Lustrolux" send direct and enclose his name and address.

"A" Type

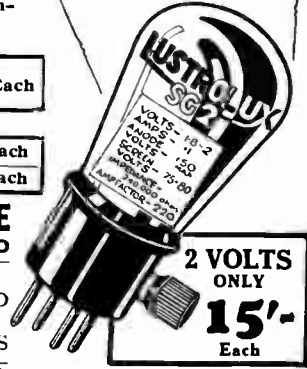
2 4 & 6 volts	H.F. L.F. R.C. POWER	5/- Each
---------------------	-------------------------	----------

"Super" Type, Pipless.

2 4 & 6 volts	H.F. L.F. R.C. POWER	6/- Each 7/6 Each
---------------------	-------------------------	----------------------

ALL BRITISH MADE
Every Valve GUARANTEED

FOR ANY CIRCUIT including SCREENED GRID and all "WIRELESS WORLD" SETS




2 VOLTS ONLY
15'-
Each

LUSTROLUX Ltd., Lower House Mills, West Bollington, Nr. Macclesfield

Real Control of Reaction

can only be secured by using a Slow Motion Condenser.

Polar Q.J.



·00025 10/6

·0001 10/-

also ·0002 & ·00015

SIZE
2½" x 2½"

"The most perfect slow motion movement I have ever handled. The finish is excellent and the new knob and dial are neat and practical." A.B.

WINGROVE & ROGERS Ltd.
188/9, STRAND, W.C.2.

Tidy up your home for Christmas!

"HARBROS" EASYFIX
the Patent
CAPACITY REDUCING FLEX

For Loud Speaker Extensions

is the neatest, most efficient and most easily fixed flex on the market. Dispense with the old and untidy twisted flex and fit "HARBROS."

One dozen yards sample packet with fixing pins - - - 3/9

If your dealer is out of stock send direct to

HART BROS. ELECTRICAL MANFG. CO., Ltd.,
QUEENSWAY, PONDERS END, MIDDLESEX.

Traders, send for Showcards and Prices.

HARBROS LOUD SPEAKER LEADS

The Leads that do not kink.
Length 8 ft.
2/3

THE ROYAL ROAD TO REAL RADIO RECEPTION

CLARKE'S ATLAS
BATTERY ELIMINATORS
CLARKE'S ATLAS
BATTERY ELIMINATORS

CLARKE'S ATLAS
BATTERY ELIMINATORS


CLARKE'S ATLAS
BATTERY ELIMINATORS

All "Atlas" Eliminators incorporate the Series Anode Feed System—first used by us years ago.
 All Hum from Mains and Motor Boating obviated.

Send for beautifully illustrated Brochure No. 32, which gives full range and particulars of all "Atlas" Eliminators, from the sole makers:—

H. CLARKE & CO. (M/CR) LTD., "ATLAS" WORKS, OLD TRAFFORD, MANCHESTER.

NOTE the improved centering device.



THE Pembrooke

IMPROVED COIL DRIVEN LOUD SPEAKER

Purchasers delighted at magnificent results! Astonishingly natural reproduction. A really well built speaker containing many improvements and refinements, e.g., the improved centering device and screw adjustment of pot magnet, which makes assembly extremely simple.

Supplied with all parts ready to assemble, including moving Coil, Cone, and 2ft. Baffle Board. Long Reduced Price or short stand as required.

Demonstrations daily after 4 p.m. **£4.14.0**

Full Particulars from the manufacturer:-

CUTTERS & TOOLS Ltd. Send for Lists
43/45, Pembrooke Place, LIVERPOOL.
Phone: Royal 2682. Grams: "Cutool, Liverpool." Post Free.

NOTE screw adjustment of pot in relation to moving coil.

The manufacturers of

"Croid"

wish all their friends
the Compliments of
the Season


The Improved Liquid Glues Co. Ltd.,
Imperial House, Kingsway, London, W.C.2

LOEWE RADIO

CONE LOUD-SPEAKERS

Loewe Radio Cone Loud-speakers will give you real music. All harsh resonance is lacking and for purity of reproduction and clarity of tone they are unexcelled. Mahogany finish. Silk front.

Made in two types.



FOR THE HOME. Type EB 1. 13 x 13 x 6 1/2". Nett weight: 5 1/2 lbs. (As illustrated.) Price 50/-
FOR PUBLIC BUILDINGS. Type LB 125. 24" x 24" x 6 1/2". Nett weight 15 lbs. Price 9 Guas.

Ask your dealer for further particulars or write

THE LOEWE RADIO COMPANY LIMITED,
4, Fountayne Road, TOTTENHAM, N.15.

Phone: Tottenham 3911, 2



CAMCO
CASEWORK
REGISTERED TRADE MARK

CABINETS
for the
MEGAVOX III 30/- Oak.
33/- Mahogany.
MOVING-COIL SPEAKERS
EUROPA THREE
& ALL POPULAR CIRCUITS

Post this Coupon now for revised list of Camco Cabinets.

To **CARRINGTON Mfg. Co., Ltd.**,
CAMCO WORKS, SANDERSTEAD ROAD, SOUTH CROYDON,
Telephone: Croydon 0023 (2 lines).
Please send full details of the "Megavox 3" and other Camco Cabinets.

NAME.....
ADDRESS.....
W.W.

SHEER VALVE VALUE



If you can buy a valve that gives you the same service for the same length of time as a valve costing treble the money, it is obvious economy. A Frelat Valve costs 6/6. It has a short price . . . but a long life. It means *cheaper* as well as better radio. It means cutting valve costs by one third. It is not coming to you without a good reputation. The Frelat is famous

already. And there are six types all costing the same price . . . all capable of the same trustworthy performance. We could continue telling you about Frelat Valves, but that would not be doing them full justice. We want you to test them in your set . . . give them a chance to show what a really low-priced valve can do.

6 TYPES 1 PRICE 6/6

207 G 2v. '07 General Purpose
407 G 4v. '07
210 NP 2v. '1 Power
410 NP 4v. '1
207 RH 2v. '07 R.C. and H.F.
407 RH 4v. '07 " " "

Freilat
DARK EMITTER
Valves

N. V. Freilat, Amsterdam, Keizersgracht 77.
IMPORTERS:- Samden Wireless Co., Ltd., 102/4, Shudehill, Manchester; Continental Radio Import Co. Ltd., 8, Spital Square, Bishopsgate, E.1.

SELLS



THE FAMOUS ORIGINAL BECOL LOW LOSS FORMER.

GOLD MEDAL AND FIRST FOUR PRIZES.
Made in sizes 1" up to 4" outside diameters, in lengths up to 36"
Look for Trade Mark and refuse imitations.

THE PINLESS FORMER & BASE. Foolproof.
Either 4 or 6 contact.
Send for copy of Becol Handbook on Wireless Circuits, general data and illustrations of coil windings. Price 4d. Post Free.

THE BRITISH EBONITE CO., Ltd., Hanwell, London, W.7.

Mention of "The Wireless World," when writing to advertisers, will ensure prompt attention.



AMAZING PROFICIENCY

Here is performance! A three-valve Receiver that brings in at least 30 stations (both long and short wave bands) on the Loud Speaker. Whilst by the simple change of two plug-in Dimic Coils (price 5/- each, total 10/-) many additional ultra-short wave band stations are obtainable, and the reception—pure, strong and clear. Operation so simple that a child can tune in perfectly. A McMichael product of course. Ask your dealer for a demonstration and judge for yourself the sterling capabilities of this delightful receiver. Sold complete with three valves specially tested with set in handsome solid oak cabinet.

Price, including all Royalties, **£21 : 16 : 0**

Deferred payments can be arranged.

Telephone: **L.M. MICHAEL LTD**
SLOUGH 441-442.

Telegrams: Radlether, SLOUGH.

Manufacturers of Wireless and Scientific Apparatus
WEXHAM ROAD, SLOUGH, BUCKS.


London Showrooms: 179, STRAND, W.C.2. (Phone: CENTRAL 6988.)



The McMICHAEL DIMIC COIL


A highly efficient inductance of a particular form devised to fulfil the most stringent requirements of modern Wireless science in the reception and reproduction of Radio signals. Like all McMichael components it is absolutely reliable and far ahead of any others, being an entirely original conception and a proved essential for truer and finer reception. For better performance in every Set fix the Dimic.

Price 5/- each. Base 2/- extra.



The HOME ASSEMBLY SCREENED DIMIC THREE

Explanatory leaflets and diagrams are available for the making up of this unique home construction set. It can be constructed at home with ease, and will operate equally with the works produced model if our instructions are carried out religiously. The price of the whole of the parts necessary to build this Set is approximately **£8 : 12 : 8**. (Extras: Valves 58/-; Oak Cabinet 35/-; Loud Speaker to choice.)



The New McMICHAEL BINOCULAR JUNIOR H.F. CHOKES

The essential Choke for all screened grid valve circuits, with a wide band of uniformly high efficiency. Its binocular construction makes it practically fieldless so that it can be placed in proximity to other coils without interaction. Low self-capacity and high inductance ensure absence of peak effects on all wavelengths. Low D.C. resistance. Inductance 90,000mH. D.C. resistance 250 ohms. Price 4/-

THE SUPER SCREENED FOUR VALVE PORTABLE

Superb of its kind this McMichael Receiver combines luxury with economy. Highly selective it will bring in the maximum number of stations on the loud speaker. The use of screened valves in combination with the advanced design of the circuit ensures unequalled results. In beautifully finished figured Walnut Cabinet with CELESTION LOUD SPEAKER.

Price **35 Guineas**
(including royalties and all equipment).

IMPORTANT NOTICE

RIDGED CONE CO., LTD.

In future, all products made and sold by the RIDGED CONE CO., LTD., will be sold under the name R.C., i.e. :-

R.C. AERIALS
Patent Nos. 294962 and 284571

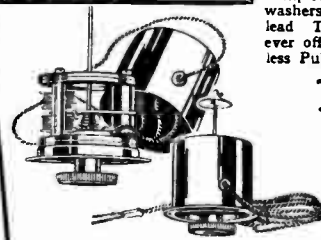
R.C. CONE UNIT
Patent No. 300793

R.C. RIDGED FABRIC CONE
Patent No. 300793

SAY R.C. for satisfaction and reliability.

RIDGED CONE CO., LTD.,
York House,
Southampton Row, LONDON, W.C.1.
Telephone Nos. : Chancery 8313 and 8136

FOUR LARGE MAGNETS, LAMINATED POLES, ARMATURES, BALANCE, LARGE BOBBINS, 2,000 OHMS RESISTANCE, DUST COVER.

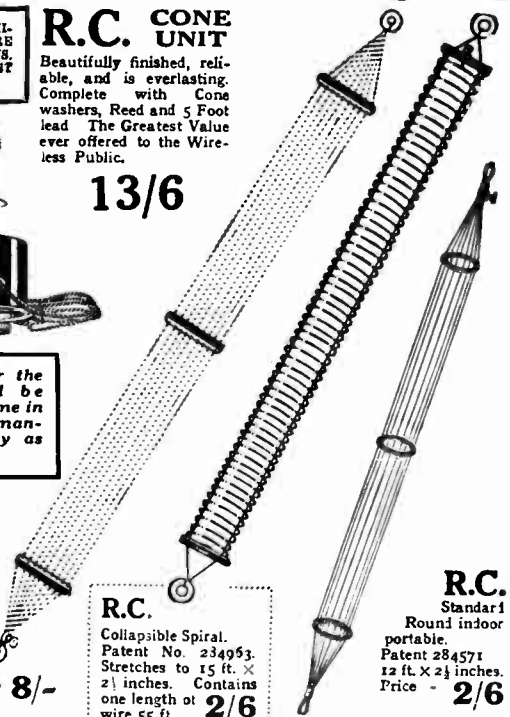


All goods under the new name will be precisely the same in materials, workmanship and quality as hitherto.

R.C. CONE UNIT

Beautifully finished, reliable, and is everlasting. Complete with Cone washers, Reed and 5 Foot lead. The Greatest Value ever offered to the Wireless Public.

13/6



R.C.

Super (flat) indoor or outdoor Portable Aerial, 12 ft. x 4 1/2 inches dia. **5/6**

Also in Old Gold, Red, Grey, and Maroon .. **8/-**

R.C.

Collapsible Spiral. Patent No. 234963. Stretches to 15 ft. x 2 1/2 inches. Contains one length of wire 55 ft. **2/6**

R.C.

Standard Round indoor portable. Patent 284571. 12 ft. x 2 1/2 inches. Price - **2/6**

CARBORUNDUM RADIO PRODUCTS

If you desire your reception to be as perfect as it is possible to be—install **CARBORUNDUM COMPONENTS**

If you would banish for all time that troublesome crackle that is spoiling your programme—install **CARBORUNDUM COMPONENTS**

CARBORUNDUM DETECTOR	- - -	5/-
CARBORUNDUM STABILISING DETECTOR UNIT, complete with dry cell	- - -	12/11
CARBORUNDUM RESISTANCES	- - -	2/6
CARBORUNDUM GRID LEAKS	- - -	2/6
CARBORUNDUM R.C.C. UNIT	- - -	7/6

If your dealer is unable to supply you, send us his name on a postcard and state your requirements. The goods will be despatched by return of post, per **C.O.D.**

THE CARBORUNDUM COMPANY Ltd.
TRAFFORD PARK :: MANCHESTER

A Happy Christmas


to you, and make doubly sure of that by purchasing a "Gardner" Permanent Magnet Moving Coil Speaker from the

SHEFFIELD MAGNET CO.

BROAD LANE,
SHEFFIELD.

Telephone 20866.

THE SUCCESS OF THE PENTOVOX 3 IS NOTHING SHORT OF PHENOMENAL



PENTOVOX 3

The public response to the introduction of the Pentovox Three, instant and significant, is growing in volume every day. This fine 3-valve set is not only new but right—a combination that never yet failed to ensure success. The reproduction is perfectly smooth and even over the whole musical range, and selectivity is equally outstanding. Wavelength ranges are 250/500 metres, and 1,200 to 2,300 metres. There are no coils to change, and the whole set is a model of simplicity and efficiency. Nothing outside the 5-valve class can compare with the Pentovox Three Circuit in quality and performance.

PENTOVOX 2
The Junior Model Pentovox. Extraordinary volume and purity for loud speaker reception. An outstanding production, price complete including royalties and special valves. **£6. 8. 0**

COMPONENTS AND SETS
Your wireless dealer will be glad to tell you more about the wonderful range of sets and components or full descriptive literature will be sent on request.




THE GRAMO-RADIOPHONE.
A combination of the latest and most efficient radio receiver, the Bowyer-Lowe Screened Vox Populi Three with an electric reproducing gramophone, the change from one to the other being effective in a few seconds. Reproduction both by radio and gramophone is of an amazingly high standard. This instrument gives a performance exceeding that of the most expensive gramophones, and operates with far less wear on the records than the usual needle and sound box.

PRICE COMPLETE
£39

PRICE COMPLETE

including Royalties and 3 special valves tested, matched to set.

£11



SCREENED VOX POPULI THREE
Undoubtedly the most efficient set yet produced by the industry. The incorporation of the most advanced developments has never before a standard of performance made possible in instruments. Wavelength ranges are 250/500 and 1,000/2,000 metres without change of coils. There are four degrees of selectivity two of which function on both long and broadcast waves. Terminals are provided for gramophone pick-up connections. Complete with grid bias battery, and three special valves, tested and matched to set, including royalty.

£20



BOWYER-LOWE CO. LTD., Dept. T, Radio Works, LETCHWORTH.

Do you know the BASEBOARD UNIT?

4 wires from a condenser and a coil, to these **4** terminals—**COMPLETE** a 3-VALVE RECEIVER!



Here is the Lamplugh Baseboard Unit, the component that makes radio set construction simple, and guarantees the efficiency of the finished receiver. The Baseboard Unit consists of a specially moulded Panel upon which are mounted Valve Sockets, Condensers, Transformers, in fact all components usually fixed to the Baseboard of a Receiver, each in the correct position, and properly wired, thus obviating the tedious and uncertain work of Baseboard Layout. The whole unit is surrounded by a metal case (acting as a screen) and attractively finished in crystalline enamel. All terminals are clearly indicated by raised lettering.

Send for full particulars.



Wiring diagrams, etc.

LAMPLUGH

BASEBOARD UNIT PRICES.

2 Valve Trans. Coupled	37/6
3 " " " "	50/-
3 " Resist. "	23/-

All Lamplugh Radio Products are guaranteed for 12 months

S. A. LAMPLUGH LTD.,
Kings Road,
TYSELEY . BIRMINGHAM.

The unquestioned merit of Celestion lies not only in the refined beauty of its appearance but . . . more



Model C12

Models from £5/0/6 4 Made under License

in its almost unbelievable realism

CELESTION

The Very Soul of Music

British throughout

Insist on your Dealer demonstrating or call at our

SHOWROOMS:

106 VICTORIA ST. SW1
(One Minute from Victoria Station)

First on Merit—
on Demonstration

XMAS PRESENTS

Solve your Xmas present problem by visiting our showrooms. What could be more acceptable as a present than a portable gramophone, a small table grand, or a few good records? Or if for wireless enthusiasts, a low-priced portable set or some useful adjuncts, such as:—

- Wet High Tension Battery,
- G.E.C. Music Magnet Kit,
- Cosmor Melody Maker Kit,
- New Mullard Master 3 Star Kit,
- Mullard Portable Five Kit,
- Soldometa Soldering Outfit,
- Voltmeters, Ampmeters,
- Red Spot Loud Speaker Unit,
- New Lion Amplion Speakers.



WITH the opening of our new gramophone saloon, another extension to our rapidly growing business, it is now possible for all lovers of music to purchase gramophone records at the same time as their wireless parts and accessories. We have already been appointed official agents for

COLUMBIA ZONOPHONE HIS MASTER'S VOICE PARLOPHONE ETC.

and other leading makes, and hold large stocks for immediate delivery.

Pay a visit to our gramophone saloon, hear & choose your records in comfort.

If you cannot call, write for our new Gramophone booklet "Sound Waves from Day's," or Wireless booklet "Rays from Day's," or our Comprehensive Catalogue, post free 6d. (free to callers).

WILL DAY LTD.

(The best in the West),
18-19, Lisle St., Leicester Square, W.C.2.

Telephone: Regent. 0921-0922.
Telegrams: "Tillea, Westrand, London."

CONTINUOUS DEMONSTRATIONS FROM 9 A.M. - 7 P.M.

13 electrical instruments in 1

The AVOMETER TESTS OUT
 CIRCUITS,
 CURRENTS,
 ACCUMULATORS,
 BATTERIES,
 INDICATORS,
 VALVES,
 LAMPS,
 MOTORS,
 ETC, ETC.

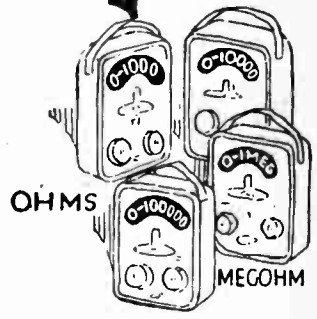
AMPERS **V**OLTS **O**HMS

The Avometer (Model 1928) is a portable, self-contained combination electrical measuring instrument giving direct and accurate readings (D.C.) of Current, Pressure, and Resistance as shown below. These readings come well within the margin of error allowed for first-grade instruments by the B.E.S.A.


A novice can use it, so simple and clear is its operation. A single switch fitted with a spring click controls all ranges. A knob is clearly marked with each range, while an arrow-head indicates the one in use.

Direct readings. No calculating. No external shunts or multipliers.

WRITE FOR "AVOMETER" LEAFLET "K."



ONLY ONE PAIR OF TERMINALS USED



- The readings shown in the windows of the thirteen miniature "Avometers" pictured above are as follows:—
- 0—12 Milliamps.
 - 0—120 Milliamps.
 - 0—1.2 Amperes.
 - 0—12 Amperes.
- } Amperes.
- 0—120 Millivolts.
 - 0—1.2 Volts.
 - 0—12 Volts.
 - 0—120 Volts.
 - 0—1,200 Volts.
- } Volts.
- 0—1,000 Ohms.
 - 0—10,000 Ohms.
 - 0—100,000 Ohms.
 - 0—1 Megohm.
- } Ohms.

THE AVOMETER WEIGHS ONLY 5lbs.

ALL THE ABOVE RANGES COME INTO OPERATION BY TURNING THIS KNOB

BRITISH THROUGHOUT

The AVOMETER

(REGD TRADE MARK. PATENTED IN ALL COUNTRIES)
 THE AUTOMATIC COIL WINDER & ELECTRICAL EQUIPMENT CO., LTD.,
 "Winder House," Rochester Row, London, S.W.1

TELEPHONE: VICTORIA 4350



EELEX
WIRELESS ACCESSORIES

are specially designed to minimise the possibility of a wrong or accidental connection; and each individual part is of a standardised size.




EELEX T14E
Eye Connector,
specially suitable for connections to accumulators to safeguard a short circuit, etc. Red or black sleeve. Each ... 2d.

EELEX T14 Plugs

with hole in top for another plug to be fitted if desired. 5 different coloured sleeves. Each 3d.




EELEX T14S
Spade End
for immediate multiple connections. Nickel-plated. Red or black sleeves. Each ... 2d.



EELEX MULTIPLE CONNECTOR.

Non-reversible, detachable name plates, built with EELEX standardised plugs and sockets, all parts interchangeable. Price 4/- each. Coloured Flex from 1 1/2 yard. Complete Cords, 3/6.



EELEX Spring Connector
showing method of using a phone tag in conjunction with a socket. Spring only costs 1d.

Write for the new **EELEX Booklet X.68**, which gives full details.



EELEX Buildings, Bunhill Row, Chiswell Street, London, E.C.1.

'Phone: Clerkenwell 9282-3-4.



No matter what type of set or aerial you may have, the "HARLIE" WAVE SELECTOR will definitely cut out the unwanted station, bring in stations—home and foreign—clearer and with greater volume, and also bring in stations hitherto unobtainable.

This ingenious device, which caused a sensation at the Manchester Exhibition, is selling phenomenally and is producing astounding results in all parts of the U.K. Numerous testimonials have been received and these can be seen on request.

£100 Guarantee.

If the "Harlie" Wave-Selector proves unsatisfactory and is returned to us within 7 days of purchase, your money will be returned in full, providing it is purchased direct from us. A similar arrangement can be made with your dealer.

NO ALTERATION TO SET—JUST PLUG AERIAL INTO SOCKET PROVIDED, FULL PARTICULARS ARE GIVEN.

4 1/2" high, 3 1/2" diameter. In finest grade black crystalline finish throughout.

2 MODELS SUPPLIED.

- (a) Normal Waveband 200-700 metres.
 - (b) High Wave band, 700-2,000 metres.
- Please state model required when ordering.

If unobtainable, either model will be sent on receipt of 12/6 or per C.O.D. upon receipt of Post Card.

Dept. D.,


HARLIE BROS.,
Balham Road, Lower Edmonton, N.9.

Two splendid Xmas Gifts that speak for themselves !



SUPER ELECTRO-MAGNET MODEL.
£4.7.0 complete.

This proved model has been selected by experts and music lovers as the leader in its field and in all parts of the world.



PERMANENT MAGNET MODEL.
£6.5.0 complete.

This wonderful unit reproduces every sound with a fidelity and realism that will amaze you.

SEND FOR OUR FREE BOOKLET ! 36 pages of valuable and interesting data about Moving Coils.

BAKER'S 'Selhurst' RADIO


Office: 89, SELHURST ROAD, S. NORWOOD, S.E.25.
Works: (A ways Open) 42, Cherry Orchard Rd., E. Croydon.
Why not call at our works and see the outfits for yourself? We can give you valuable assistance and advice. Only 1 1/2 mins. NON-STOP from Victoria or London Bridge Stations.
DEFERRED TERMS IF YOU WISH.
From London Radio Supply,
11, OAT LANE, NOBLE STREET, E.C.

Registered Trade Mark.



The Dawn of a New Era

attends the arrival of the




The Compressor £6-5-0

Marvellous "ELODÉN" Loud Speaker

The Quintessence of Melody allied to Fidelity of Reproduction

combine to render The "Elodén" the outstanding product of the Season

The "Elodén" is a Technical Triumph and a Musical Masterpiece



Model EM6
£3-15-0

Elodén Loud Speakers are sold under licence from Standard Telephone & Cables Limited, Hopkins and Lektophone Corporation, under whose numerous patents the trade and users are :: fully protected. ::

*If your dealer cannot show you one
send me his name and address*

Telegrams:
Lesingham,
Sowest,
London

Sole Agent for Great Britain:—
F. L. LESINGHAM
13, Victoria Street, London, S.W.1

Telephones:
Victoria 2919
Holborn 3171

MAKE YOUR OWN CONE SPEAKER

The New Wonder "Nightingale"

CONE UNIT

Exactly as fitted to our Cabinet Cone Speaker
 Guaranteed to give results equal to the most expensive Loud Speakers yet made.
 Full constructional details with each unit.

15/- each

SATISFACTION GUARANTEED or money refunded

GRAMOPHONE ATTACHMENT

Reduced from 32/6 to 15/- solely as an advertisement for the famous Bullphone Nightingale Loud Speakers. Cobalt Magnet guaranteed for all time.
 With 4-inch Diaphragm.
 Instantly converts your own Gramophone into a full power Loud Speaker, giving a wealth of pure undistorted volume which must be heard to be believed.

BUY ON EASY TERMS

5/- Secures this Speaker

5/- Secures this Speaker

50/- DE LUXE cash or 5/- deposit and 11 monthly payments of 5/-

21 ins. high with 14 inch Bell Mouth any finished, with plated arm and stand



BAKELITE SOUND CONDUIT & TONE ARM

26" HIGH BELL MOUTH 14" FINISHED IN MAHOGANY

NIGHTINGALE CONCERT SUPREME SUPER

Guaranteed free from metallic resonance.

60/- Cash, or EASY TERMS 5/- deposit and 12 monthly payments of 5/-

Send Deposit NOW!

Obtainable from your Local Dealer or direct from :-

BULLPHONE LIMITED
38, HOLYWELL LANE, LONDON E.C.2.

NIGHTINGALE SPEAKERS

CONSTANT H.T.

MODEL W.1b.
 FOR A.C. MAINS
 Output 120 v. at 18 m/a.
 1 variable and 1 fixed tapping

£4.19.6

Special H.T. Model for the Megavox Three incorporating Westinghouse Metal Rectifier, special tapping for screen and complying throughout with the I.E.E. recommendations.

£7.12.6 complete



Incorporating Westinghouse Metal Rectifier.

Specially designed for such popular sets as the Mullard Master 3*, Cossor Melody Maker, Lamplugh Popular, etc.

"POWER SUPPLY FOR WIRELESS." By W. James. A 30-page booklet giving constructional details of H.T. Mains Unit and L.T. Charger, General operating hints, etc. Price 1/-, from address below.



Advt. of Regent Radio Supply Coy., 21, Bartlett's Bldgs., E.C.4.

Mention of "The Wireless World," when writing to advertisers, will ensure prompt attention.



"TENACIOUS COATING"

BUY
G.E.C.
ELECTRICAL
XMAS GIFTS



means
**EXTRA QUALITY
WITHOUT
EXTRA COST**

**Osram
Valves**
with the
"TENACIOUS COATING"

**These Four Points
are worth having
AT NO EXTRA COST**


- 1.** Altogether purer tone.
- 2.** A more abundant volume with distortion eliminated.
- 3.** "Background noises" will have ceased.
- 4.** Foreign stations will be more easily tuned in and seem perceptibly nearer.

MADE IN ENGLAND
Sold by all Wireless Dealers.

OSRAM VALVES are the valves with "Tenacious Coating," the secret of purity and maximum power throughout an abnormally long life.

Advt. of The General Electric Co. Ltd., Magnet House, Kingsway, London, W.C. 2

'O-OH!
THANKS
AWFULLY
UNCLE JACK'



THE
GIFT OF GIFTS!

The
**Cossor
Melody Maker**

★ **£7-15s.**

Price includes the three Cossor Valves, the handsome cabinet, all the parts, and even the simple tools—everything necessary to assemble this wonderful Receiver. Long Wave Coils 8/6 each extra if required.

Nothing can give greater pleasure . . . this amazing Wireless Set will provide eudless entertainment . . . vaudeville . . . plays . . . songs . . . opera . . . dauce music, . . . all through the Christmas Holidays and all next year as well. It is the ideal Christmas Gift. Unassembled it will give double joy . . . the pleasure of building it and the delight of listening to its snperb reproduction. Or you can assemble it yourself and

give it as a complete Receiver . . . anyone can build it iu 90 minutes, no holes to drill, no panel to saw, no wires to solder, it's as simple as Meccano. Included in the sealed box (obtainable from any Wireless Dealer) are the three Cossor Valves, the handsome cabinet, all the parts and even the simple tools necessary for its assembly. Get full details from your dealer or . . .

Please send me, free of charge, one of your Constructor Envelopes which tells me how I can build the wonderful new Cossor Melody Maker in 90 minutes.
Name.....
Address.....
W.W. 19/12/25.

Fill in this coupon now !

1. C. Cossor Ltd., Melody Department, Highbury Grove, London, N.5.

Mention of "The Wireless World," when writing to advertisers, will ensure prompt attention.

The Wireless World

AND
RADIO REVIEW
(16th Year of Publication)

No. 486.

WEDNESDAY, DECEMBER 19TH, 1928.

VOL. XXIII. No. 25.

Editor: HUGH S. POCOCK.
Assistant Editor: F. H. HAYNES.
Editorial Offices: 116-117, FLEET STREET, LONDON, E.C.4
Editorial Telephone: City 9472 (5 lines).
Advertising and Publishing Offices:
DORSET HOUSE, TUDOR STREET, LONDON, E.C.4.
 Telephone: City 2847 (13 lines). Telegrams: Ethaworld, Fleet, London."
COVENTRY: Hertford Street.
 Telegrams: "Cyclist, Coventry." Telephone: 5210 Coventry.
BIRMINGHAM: Guildhall Buildings, Navigation Street.
 Telegrams: "Autopress, Birmingham." Telephone: 2970 and 2971 Midland.
MANCHESTER: 260, Deansgate.
 Telegrams: "Hilite, Manchester." Telephone: 8970 City (4 lines).
PUBLISHED WEEKLY.
Subscription Rates: Home, 17s. 4d.; Canada, 17s. 4d.;
other countries abroad, 19s. 6d. per annum.
 Entered as Second Class Matter at New York, N.Y.
As many of the circuits and apparatus described in these pages are covered by patents, readers are advised, before making use of them, to satisfy themselves that they would not be infringing patents.

CONTENTS OF THIS ISSUE.

	PAGE
EDITORIAL	809
HIGH FREQUENCY RESISTANCE. BY A. L. M. SOWERBY	810
DRY CELL H.T. BATTERIES. BY R. W. W. SANDERSON	815
CURRENT TOPICS	818
PROGRAMMES FROM ABROAD	820
THEORY OF THE METAL RECTIFIER	824
MEGAVON ELIMINATOR (CONCLUDED). BY W. I. G. PAGE	827
BROADCAST BREVITIES	832
USEFUL DATA CHARTS: No. 19, STAGE 1	831
NEW APPARATUS	836
LETTERS TO THE EDITOR	838
READERS' PROBLEMS	840

SHOULD THE B.B.C. ADVERTISE THE PROGRAMMES?

IT is interesting to contemplate what proportion of the owners of broadcast receivers listen to the programmes regularly. It has become the fashion to own a wireless set, and the home is scarcely regarded as complete without one, but how often is it used? There are, of course, some devotees of listening-in who probably never lose an opportunity of switching on the set if they can possibly avoid it, but there must be thousands of others who only listen occasionally and who do so less and less for the reason that the bulk of the programme matter has little or no appeal to them.

A B.B.C. Obligation.

It is the business of the B.B.C. to popularise broadcasting and to induce the public to form the habit of constant listening, but in these days of continual activity few of us can be systematic about our hours of leisure and consequently do not search through the programmes from day to day to ascertain what items are likely to be of special interest to us. There is also, perhaps, the feeling that since in the published programmes all items are

given equal prominence and the programmes day after day are treated in the same way, that they are of necessity all of equal merit. If the B.B.C. took steps to advertise extensively a forthcoming programme of particular character is it not likely that this would result in a great extension of the listening audience on that particular night, and would, in many instances, serve to revive interest in broadcasting amongst those on whom it may be beginning to lose its hold?

The Effect of Advertising.

The public more and more requires to be reminded of forthcoming events through the medium of bold advertising, and whilst it might be argued that the immediate effect to the B.B.C. and to broadcasting generally of increasing the number of listeners on any particular night by, say, 50 per cent. would be imperceptible, yet we cannot believe that the achievement of such a result, which could certainly be done through the medium of advertising, would be devoid of beneficial consequences to the cause of broadcasting generally, provided the programmes so advertised were of a high standard—a condition which is, of course, obviously necessary whatever may be the subject of advertisement.

o o o o

HOLLAND'S NEW EXAMPLE.

JUST as Holland was the first European country to establish a short-wave broadcasting station with a world-wide range which enabled her to communicate direct with her colonies, so again Holland has taken the lead by arranging that the famous station PCJJ, now at Hilversum, shall transmit on a weekly schedule with times and languages so arranged that far-distant countries will be able to listen to transmissions by the station in their own tongue at times most favourable for reception.

We have previously urged that the time has come when our short-wave transmitter, 5SW, should cease to be regarded as an initial experiment only, and should be established on a permanent basis and conduct transmissions at intervals throughout the twenty-four hours so that reception in various parts of the British Empire may be made possible at suitable times for reception. If there is no intention of establishing 5SW on a permanent basis, then it would seem to us that what time and money has already been spent on the station has been wasted effort; if, on the other hand, it has been intended since the start that eventually 5SW should become a permanent service station, then surely the time is long overdue when this change of status should come about.

HIGH FREQUENCY RESISTANCE



What It Is and Whence It Comes.

By A. L. M. SOWERBY, M.Sc.

THERE has been in the past much argument and discussion on the subject of high-frequency resistance, especially in connection with the tuning coils used in wireless reception, and a vast amount of energy and enthusiasm has been expended in winding coils of all types, shapes, and sizes in the endeavour to find a means of keeping the resistance down to a minimum.

Interest in the subject was kept fully alive till about two years ago, because up to that time no one, whether radio engineer, pure scientist, or set constructor, could formulate any rules that would enable him to decide definitely how to wind a coil giving the lowest attainable high-frequency resistance. The only known way of finding how best to wind a coil was to adopt the "hit or miss" method of making up a number of coils, measuring their high-frequency resistance, and choosing for incorporation in the receiver that coil for which the lowest value had been found experimentally. Such a process is intolerably tedious, calls for laboratory apparatus, and is intellectually unsatisfying.

The Wireless World Coil Tests.

By the middle of 1925 a physicist, S. Butterworth, had worked out in detail a means of calculating the high-frequency resistance due to the wire of which a coil was wound, and in July of that year he published an article (*Experimental Wireless*, July, 1925, p. 613) in which the formula for calculation was given, though without the tables of constants that are necessary for the full application of the formula. In the article he applied his formula to a coil of which experimental measurements had been made by another writer, and showed that the agreement between experimental and calculated results was very close.

In November of that year *The Wireless World* inaugurated a competition in which readers were invited to submit for measurement the best coil that they could make, and a prize was offered for that with the lowest

high-frequency resistance. The results of the tests were published in *The Wireless World*, and a large amount of practical information on the subject of coil design was in this way made public for the first time, but the information was difficult to apply owing to the fact that the basic principles underlying the whole matter had not then been made public.

A month or two later there began in *Experimental Wireless* a series of articles by S. Butterworth, in which the result of his mathematical researches was fully presented (*Experimental Wireless*, April, May, July, and August, 1926) for the first time; the publication of these articles was possibly hastened by the competition, as it provided a wealth of experimental data to confirm the purely mathematical deductions. This series was finally summarised in a couple of articles of practical type which appeared in these pages (*The Wireless World*, December 8th and 15th, 1926) giving the fullest instructions, with curves and tables, for calculating the best dimensions, the best gauge of wire, and the best spacing to give the lowest possible high-frequency resistance for coils of any given bulk. Alternatively, the high-frequency resistance of any coil of which the dimensions were known could be calculated.

The Advent of the Screened Grid Valve.

The publication of these articles promptly put a stop to all controversy on the subject of the high-frequency resistance of tuning coils, for here was the information necessary to calculate the answer to practically any problem that might arise, the sole mathematical equipment necessary for the user of the formula being a slide-rule or a table of logarithms in order to shorten an otherwise tedious series of arithmetical operations.

The cessation of interest in high-frequency resistance that was brought about in this way has resulted in the almost complete neglect of this topic by writers on wireless subjects, so that it is not improbable that some who have only lately become addicted to

High Frequency Resistance —

wireless are not quite clear as to what this high-frequency resistance may be, and why there has been so much fuss about it in the past. A short discussion of it may, therefore, not be out of place at the present time, especially as the advent of the, as yet, imperfect screened valve must inevitably arouse fresh interest in the subject, though from a different angle.

As applied to tuning coils, the semi-slang term "low-loss," which will be familiar to all through its wide use by advertisers of components, is practically synonymous with "having a low high-frequency resistance." The only difference between the two ways of expressing the same idea is that in using the term "low-loss" it is generally implied that all possible sources of loss have been kept down to a minimum, especially losses due to the former upon which the coil is wound, and to the plug method of connection employed. The statement that a coil has a low high-frequency resistance is usually taken, perhaps owing to the influence of the articles mentioned above, to refer more specifically to the losses due to the wire itself and to the method of winding, the influence of extraneous factors such as the former and the connections being ignored.

The Origin of High-frequency resistance.

In the copper wire of which the coil is wound there are several distinct sources of high-frequency resistance. In the first place, there is the ordinary direct-current resistance of the wire; that is to say, the absorption of power that occurs when a direct current, as from an accumulator, for example, is sent through the coil. The power so absorbed is converted into heat and so dissipated, just as the power drawn from an accumulator by the filament of a valve serves to heat up that filament. This loss does not depend upon the frequency of the

It is very well known, however, that this is not the only kind of obstruction offered by a coil of wire to the passage of an alternating or high-frequency current. For example, that familiar component, the high-frequency choke, permits the steady plate current to pass with but little hindrance, while it is a very serious barrier indeed to the passage of high-frequency currents. In such a case as that of Fig. 1, where the alternative path offered to them is a comparatively easy one, practically the whole of the high-frequency currents will pass

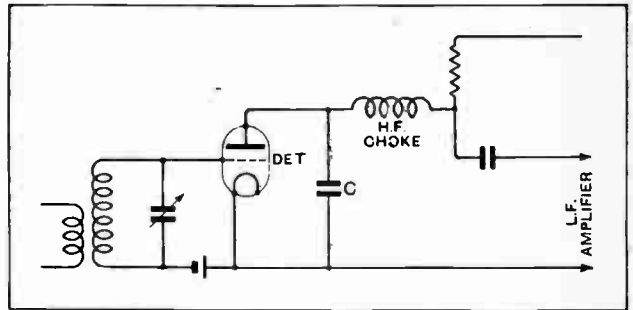


Fig. 1.—The high-frequency choke in the above detector valve anode circuit does not absorb high-frequency energy but deflects it to earth through a comparatively low-resistance path C.


through the condenser C and so be deflected from the L.F. amplifier.

The reluctance of a choke to pass high-frequency currents must not be looked upon, however, as being due to the absorption of these currents, and their conversion into heat by that component; we have just restated the well-known fact that, on the other hand, they are deflected through the condenser. *Why does the choke do this?* The question seems far enough from our subject, but when it is answered we shall have arrived at a very clear conception of the origin of high-frequency resistance.

In passing through a coil of wire an electric current sets up a magnetic field—or, in other words, converts the coil into a magnet. Familiar examples of this are found in the electric bell, the "pot" of a moving-coil speaker, or the ordinary telephones. Now, a magnetic field, since it will cause pieces of iron (the armature of the bell, or the diaphragm of the telephones just mentioned) to move about, must quite evidently possess a very appreciable amount of energy, and this energy it must derive from the current that brought it into existence. That is one of the two fundamental properties of the magnetic field.

The Function of a High-frequency Choke.

The other is that this energy can be reconverted into an electric current, thus reversing the process already mentioned. It is of this fact that advantage is taken in the transformer, where the energy of the varying magnetic field set up by the alternating current in the primary is used to produce currents in the secondary. A more homely, and perhaps more convincing, demonstration of the storing of energy in a magnetic field is found in the fact that when the field current of a moving-coil speaker is suddenly interrupted, and the magnetism of the pot is no longer maintained by the current, a very



A typical coil submitted for "The Wireless World" low-loss coil tests. The inductance was 102 microhenrys, and the coil was wound with 42 turns of No. 16 D.C.C. The high-frequency resistance was 1.5 ohms.

current flowing, and is therefore the same whether the current is direct or alternating, and may be looked upon as a kind of frictional resistance that the current meets in forcing its way through the wire. An analogy may be found, though it is not a complete one, in the friction encountered by water in flowing through a pipe.

High Frequency Resistance.—

vicious spark ensues. The very considerable energy of this spark is drawn from the powerful magnetic field of the pot-magnet.

Applying these principles to our high-frequency choke (and ignoring the steady plate current flowing through it) we have only to remember that the chief feature of an alternating or high-frequency current is that it is perpetually reversing its direction. As it begins to flow in one direction through the choke it sets up the inevitable magnetic field, and as the energy of this has to come from the current the latter is considerably impeded in its progress. By the time the current has reached its maximum value in one direction the magnetic field has, of course, reached its maximum intensity. As the current tries to die away again in preparation for starting to flow in the other direction it is again thwarted by the magnetic field, which, in collapsing again, tends to keep the current flowing in its original direction. By the time the current has been permitted to die away again completely the magnetic field has also gone.

Exactly the same routine is gone through again as the current flows in the other direction, the sole difference being that the reversal of the current implies also the reversal of the direction of the magnetic field. This whole double process is gone through, if the set of Fig. 1 is tuned to 300 metres (1,000 kilocycles), a million times every second.

The point to which it is desired to draw attention is that the high-frequency current has been checked in its passage through the choke by its interaction with the magnetic field, and that at the end of the process, since all the field built up at one instant has vanished again—*has been converted back again into current*—everything is as it was before the process began, and *no energy has been absorbed by the choke.*

The Tuning Coil.

It will no doubt be clear that the effects we have described are in no way dependent for their existence, but only for their magnitude, upon the number of turns in the choke. If the number of turns of the choke were to be reduced from the 2,000 or so to perhaps 60 only, the production and disappearance of the magnetic field would naturally still go on. But 60 turns, on a rather larger former, makes not a choke (except for the ultra-short waves) but our familiar friend the tuning coil, so that we see that the passage of a high-frequency current through a tuning coil is attended with precisely the same magnetic phenomena that we have been discussing.

We have said that no energy is absorbed by the choke—or, as we will now noncommittally call it, the coil—owing to the production and disappearance of the magnetic field. This is true in the ideal case only; in

practice, some energy is always lost by secondary effects that we have still to take into account. It is these secondary effects that provide the high-frequency resistance, which is the title given to the sources of energy loss in the coil.

As already mentioned, we have first the direct-current resistance of the coil, which absorbs a certain small amount of energy. This is the only loss caused *directly* by the passage of the current itself.

Losses Due to Eddy Currents.

Other losses, and these peculiar to alternating or high-frequency currents, can be caused by the fact that the magnetic field is continually building up and then collapsing again. We have assumed that the whole of the energy of this field is returned to the coil when it collapses, but it is evident that if any energy is abstracted from it in any other way, this complete fund of energy cannot occur. The only source of such abstraction of energy is to be expected in the setting up of currents other than that which we have already considered.

This can take place if there is any piece of metal or other conducting material within the range of the magnetic field; in this case "eddy currents" (which may be looked upon as aimless currents that go nowhere in particular and are no use to anybody) are set up or "induced" in the metal. Since the material in which they are set up has a direct-current resistance, these currents give rise to heat, and in this way some of the energy of the magnetic field is abstracted from it, dissipated, and lost.

This is, in fact, the source of the component of the total losses that is peculiar to alternating or high-frequency currents.

At first sight, this source of loss seems easy enough to eliminate, by simply ensuring that there is no metal within the magnetic field of the coil. This is an excellent idea, as far as it goes, and supplies the reason for keeping metal screens in high-frequency amplifiers as far from the coils as possible, but it is quite impossible to carry out this removal of metal entirely. *There must always remain the wire of which the coil itself is wound.* Thus, in addition to providing the "legitimate" current that we have already, the magnetic field sets up in the wires of the coil eddy currents that circulate aimlessly in small closed paths, and, encountering the resistance of the material of which the wire is composed, give rise to heat-losses over and above those that would be caused by the passage of an ordinary direct current.

For convenience of calculation, those engaged in the study of this source of loss have divided these eddy currents into two classes, by taking each turn of the coil, instead of the coil as a whole, as the unit. On this basis, we think of the magnetic field as the sum

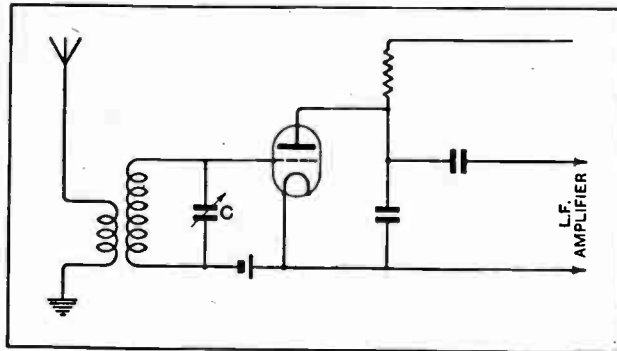


Fig. 2.—A simple circuit in which the secondary of an aerial transformer is connected to an anode bend detector valve. The rectified output to the low-frequency amplifier depends to a large extent on the high-frequency resistance of the tuned circuit.

High Frequency Resistance.—

of all the fields set up by the separate turns, and then, regarding the field of a single turn, we observe that the eddy currents to which it gives rise are partly in itself and partly in neighbouring turns.

The Skin Effect.

The eddy currents which each turn induces in itself, since they are perfectly independent of neighbouring turns, will remain the same whether the turn that we choose to consider is in the middle of the coil, with other turns on both sides of it, or at one end, when it will have other turns only on one side; they will even remain almost unchanged if we undo the turn in question and stretch the wire out straight. The direction of flow of these eddy currents is such as to neutralise some of the original current at the centre of the wire, and to augment it at the surface, so that the net result is as though the original current had been forced to flow mainly on the surface of the wire instead of being, as one would find if this effect were non-existent, equally distributed throughout the whole wire. In consequence of this, the phenomenon we are discussing is generally called the "skin effect," under which title it will be known, at least by name, to most readers. The numerical value of the extra resistance introduced by thus forcing the current to utilise a portion only of the wire has long been calculable with exactness.

The other part of the eddy current losses, due to the currents induced by the turn we are considering in those near it, must clearly depend on the distance between turns, the total number of turns, the shape of the coil, and the position of our turn relative to the others; in other words, upon the exact manner in which the wire is coiled up. It is this portion of the total losses, which is a very high one, that made it impossible until recently to calculate the high-frequency resistance of a coiled wire, and drove coil-users to the "hit or miss" methods of coil-design to which reference has already been made. If reference is made to the articles mentioned, dealing with the calculation of the high-frequency resistance of a coil, it will be found that all three losses are included in the calculation, and that, although they are all dealt with in the same formula, this contains two terms to deal with the "skin effect" and the losses due to coiling the wire respectively, while the fact that all three losses represent, in the end, dissipation of heat through the direct current resistance of the wire is expressed by the fact that this occurs as a multiplier to the whole expression.

This very brief analysis of the constituent parts of the losses in a coil has so far only taken account of those losses due to the wire of which the coil is wound, and has omitted altogether to consider the possibility of absorption of energy by the former, or by other parts of the tuned circuit. These losses are by no means negligible, as will be shown, though in the coil itself they result in augmenting its resistance by only some 15 per cent. They are, unfortunately, not calculable, and introduce into receiver design a source of uncertainty which is too large to be neglected.

Before attempting to consider these other sources of loss, let us turn our attention, now that high-frequency resistance has become a fairly familiar conception, to its effects in a tuned circuit. We shall then see why the desire for low resistance has arisen, and the need for it in a practical receiver.

The simplest form of receiver, so far at least as the high-frequency side of it is concerned, is shown in


Fig. 2. It consists of a single tuned circuit, fed from an aerial with the high-frequency voltage derived from, let us say, the local station at fairly close range. Across the circuit is connected an anode rectifier, this type being chosen because we can assume, to a first approximation, that adding it to the tuned circuit makes no difference to it in any way, for it requires no power to operate it.

Disregarding entirely the mathematics of the circuit, which is outside our present scope, we can nevertheless arrive quite easily at the exact effects of high-frequency resistance. A glance at the circuit shows that the detecting valve is connected

across the tuning condenser C, so that the voltage we have to operate the detector is simply the voltage developed across this condenser. It is clear enough that the greater this voltage can be made the louder will be the signals that we shall get, for they depend upon no other factor than the high-frequency voltage applied to the detector.

Signal Strength and H.F. Losses.

Just as in the case of an ordinary direct current circuit, where the magnitude of the voltage-drop across a resistance depends entirely upon the current flowing through it (see Fig. 3), the voltage-drop that works our detector depends directly upon the high-frequency current that is flowing through the condenser C. If this is large, the voltage will also be large; if the current is small, so will be the voltage. Since, in a practical case, the size of the condenser is fixed by the necessities of tuning, we have no option but to make the current



This coil won second place in "The Wireless World" low-loss coil tests in February, 1926. Although wound with 38 turns of bare No. 19 gauge wire, the high-frequency resistance at 400 metres was 3.0 ohms.

High Frequency Resistance.—

flowing in the circuit as large as possible if we want to get the loudest signals. The voltage supplied by the aerial is more or less fixed, so that the only control we have over the current in the tuned circuit is obtained by alterations of its high-frequency resistance, and, to get a large current, it is evident that this must be made as small as possible.

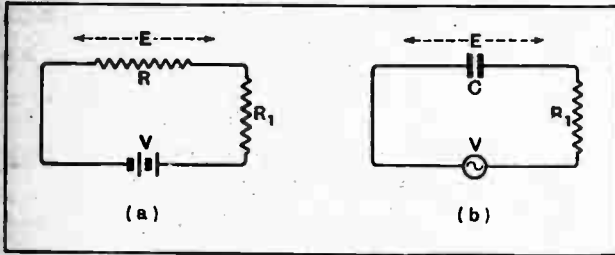


Fig. 3.—(a) An ordinary direct current circuit where the magnitude of the voltage drop across a resistance depends entirely upon the current flowing through it. Voltage drop equals resistance multiplied by current, or $E=IR$. (b) current through C at any frequency equals voltage drop across C divided by Z, the impedance of C: ($i = \frac{E}{Z}$). Hence voltage drop equals impedance multiplied by current, or $E=IZ$.

We can safely carry the analogy with the direct current circuit a stage farther; in both cases halving the resistance will result in doubling the current, and, therefore, in our receiver, in doubling the voltage applied to the detector. The fact that we are using an anode detector is an additional inducement to do all we can in this direction, for this type of detector responds to a

(To be concluded.)

INVENTIONS OF WIRELESS INTEREST.

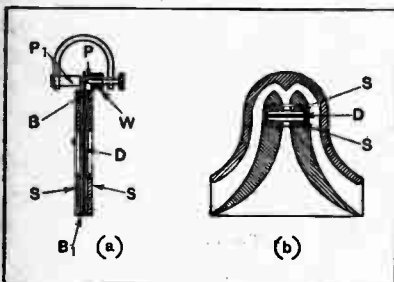
The following abstracts are prepared, with the permission of the Controller of H.M. Stationery Office, from Specifications obtainable at the Patent Office, 25, Southampton Buildings, London, W.C.2, price 1s. each.

Loud Speakers.

(No. 288,386.)

Application date: January 19th, 1927.

The diaphragm D, Fig. (a), consists of a band-shaped member which is housed inside an elongated sound-box S and sup-



A double-horn loud speaker with centrally slotted sound-box. (No. 288,386.)

ported at two points, B and B₁. The upper support B is a point bearing, whilst the lower B₁ is designed to allow of a slight longitudinal movement. A part of the diaphragm extending outside the sound-box projects into the magnetic field between two pole pieces, P, P₁. One pole piece P is thinner than the other and

carries the actuating winding or speech coil W.

The sound-box S is slotted centrally, and is preferably mounted inside a double horn of the shape shown in Fig. (b), so that sound waves emitted from the upper opening of the slot are deflected by a central rib on the outer horn, whilst waves coming from the lower opening are fed directly into the inner horn.

Patent issued to H. Sachs.

o o o o

Stabilised H.F. Amplification.

(No. 283,497.)

Convention date (U.S.A.): January 11th, 1927.

Relates to an improved method of stabilising a H.F. amplifier so as to secure accurate symmetry. The dotted-line condensers C₁, C₂, C₃ in Fig. (a) indicate the several inter-electrode valve capacities in operation. The ordinary neutralising condenser, inserted in series with the plate electrode and a split input L, L₁, is shown at N. In practice, however, the capacity C₂ between the grid and filament tends to upset the balance at high frequencies.

Accordingly, an extra condenser N₁ is inserted in parallel with the coil L₁

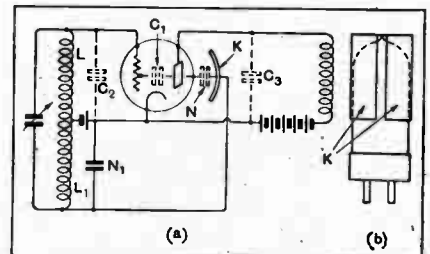
doubling of input voltage with a fourfold increase in signal strength.

This, then, is the reason why the subject of high-frequency resistance has received so much attention in the past, for every lowering of resistance results in an increase of signal strength. Where there are several tuned circuits in the receiver, as, for instance, in sets employing high-frequency amplifiers, the benefits obtained by attention to this point are even greater, for the effect is cumulative from stage to stage.

We have so far discussed the sources of energy loss in a coil alone, considered as an isolated component, and we have seen both that it is desirable to keep these losses down to a low figure for the sake of efficiency, and that they can be calculated with reasonable accuracy for the purposes of receiver design. It must not be forgotten, however, that the coil is only part of the tuned circuit, and that set design is based on the characteristics of the tuned circuit as a whole, and not on those of the coil alone. The various components—tuning condenser, valve-holder, grid leak, and so forth—that are connected to the coil in a completed amplifier give rise to further losses, of a type quite different in their origin to the losses we have been considering. These other sources of loss are equivalent in their effects to an increase of the high-frequency resistance of the coil, and must therefore be taken into account when designing an amplifier.

Although these incidental losses cannot, so far as the writer knows, be calculated with an exactitude, they can at least be measured, and some measurements of them, together with an account of the way in which they arise, will be given in the second part of this article.

in order to balance the effect of the grid-filament capacity C₂, which shunts the coil L. Actually the capacitance N takes the form of an external cylinder K (Fig. b) closely surrounding the glass



Neutralising the grid filament capacity of a valve. (No. 283,497)

bulb of the valve. The cylinder makes a sliding fit on the bulb, so that its effective capacity, represented by the condenser N in Fig. (a) can be readily adjusted as to the required value. In these circumstances the plate of the valve forms a common capacity surface between the condensers C and N.


Patent issued to The Marconi Co., Ltd.

A CHRISTMAS OPPORTUNITY

You are doubtless considering the question of Christmas Gifts. Here are four solutions of the problem. Each of the four items has been specially reduced in price for the Christmas Season. Take advantage of this reduction and make a presentation this year that will give immediate and permanent delight.



PRICE REDUCTIONS



Below are given brief descriptions of these items. Each one will do all that is claimed of it, and each is a useful and desirable gift reflecting the good sense of the donor.

Two Stage Receiver

A very capable receiver employing the Mazda TS215 Two Stage Valve which functions as Detector and L.F. Amplifier. This set gives two valve results with a filament consumption of one viz. 0.15 amp. Two tuning ranges are provided 20/650 and 90/2000m.
 Old Price £5 0 0 New Price £4 0 0

5 M. A. Eliminator

This Eliminator is designed for use with the average 1 or 2 valve set working at present from a small capacity dry battery. Half wave rectification is obtained by means of an R.H. 1 Mazda rectifying valve. Completely enclosed in metal case.
 Old Price £4 10 0 New Price £3 14 0

10 M. A. Eliminator

A similar instrument to the above but is capable of supplying high tension current to receivers having anode consumption up to and including 10 milliamps. The average two, three, four or five-stage receiver can be operated from this unit.
 Old Price £6 15 0 New Price £5 12 6

Three Stage Receiver

The ideal receiver for those requiring fairly long range reception yet simplicity in operation. The first two stages are obtained by the Mazda TS215 Two stage valve whilst the final stage is coupled through a B.T.H. Transformer to either a L.F.215 or P.22 Mazda Valve. This set is extremely economical to run. Two tuning ranges are incorporated—200/650 and 900/2000m.
 Old Price £9 10 0 New Price £7 18 6

All above prices include valves and Royalties

Ask your dealer for details



THE BRITISH THOMSON-HOUSTON CO., LTD.

**ONLY
T.C.C.
CONDENSERS
are
used
in the
Cossor 'Melody Maker'**



FREE!

1d. Stamp will bring you a little book which shows how anyone can build a Low Tension Eliminator and get power from the electric light mains. Send to-day.

THE designers of the famous Cossor "Melody Maker" did not choose the parts for their Set haphazardly. Their decisions were only made after exhaustive tests. Their experiments with condensers led them to choose T.C.C., thus confirming the opinion of other leading Set makers, the Admiralty, the G.P.O., and the Cable Companies of the World, that T.C.C. Condensers are unequalled for complete reliability and absolute accuracy. You, too, must run no risks when choosing the condensers for your Set. Remember that one un-reliable component can prejudice the entire performance of your Receiver. Follow the experts' lead; choose T.C.C.—and know that you are getting utterly dependable Condensers. Every good Wireless Dealer sells them.

**Use them in your Set
and be
SURE**

Adv.: Telegraph Condenser Co., Ltd., Wales Farm Road, N. Acton, London, W. 3

Mention of "The Wireless World," when writing to advertisers, will ensure prompt attention.



DRY CELL H.T. BATTERIES

How to Secure the Maximum Output under Receiving Conditions.

By R. W. W. SANDERSON, M.Sc.

THE development of the modern valve has resulted in a very greatly increased emission with a diminished filament current. Practically every wireless set has its "power valve," this generally taking about 80 per cent. of the total anode current of the set, where sets of the simpler type are being considered. The result is that there is often very little difference between the total anode currents of, say, 2, 3, and 4-valve sets where only one power valve is used.

It is also true that practically all modern sets consume more watts in their H.T. than in their L.T. circuits. As the price of batteries in pence per watt hour is very much greater in the former case, the importance of a knowledge of the best way in which to use them is obvious.

Measurement of Anode Currents.

Only a very small proportion of wireless set owners have any accurate idea of their anode currents. Some, indeed, make an effort to measure it, but it must be emphasised that any measurements either of current or voltage that can be relied upon must be made with a moving-coil instrument of good quality. Cheap voltmeters have their use provided that they are regarded as nothing more than a rough indication. They serve well for detecting completely "dud" sections of a battery.

In the absence of an instrument a fairly accurate estimate of the anode current can generally be made by calculation from the published characteristic curve supplied by the valve manufacturers. A knowledge of the anode current is essential when the H.T. battery is being chosen.

The different sources of high-tension supply are well known, they are the "eliminator" and batteries. Whether an eliminator is suitable in any particular case depends upon the type of electric power available, the anode current required, and the type of set. Some sets require considerable modification before they will work satisfactorily with an eliminator.

Accumulators, satisfactory in many cases where care is exercised and where charging facilities are available,

have troubles peculiar to themselves. At their best they are bulky, heavy for the same capacity as a dry cell, and are capable of doing much more damage to the surrounding furniture. They must be carefully looked after or they deteriorate. They have the merit of giving a more constant voltage in comparison with a dry cell, the fall during effective life being about 15 per cent., in comparison with 30 per cent. for a dry cell. Where exceptionally high anode currents are required they are, however, almost essential.

Characteristics of the Leclanché Dry Cell.

A battery of dry cells gives its rated voltage, that is, the voltage on the label, only for the first few hours of its life. As circumstances vary, it is impossible to give a general figure, but considering the normal standard small unit at, say, five milliamperes, the voltage of a single cell falls from the 1.50 volts, upon which the total battery voltage is calculated, to 1.40 volts in the course of six periods of discharge of four hours each. Frequently batteries of reputable make are found on the market with individual cell readings below 1.50 volts, although no current has been taken out of the cell. This initial figure is dependent, to a great extent, upon the type of material used in the manufacture of the cell, and it

does not necessarily follow that the cell with the low reading will give a short life, though admittedly if the discrepancy is very pronounced the tendency would be in that direction. For this reason it has been the custom of most manufacturers, among them the best known in the country, to "give away" an extra cell or cells in their batteries; that is, they calculate the voltage at 1.50 volts on a number of cells less than that actually present, the additional cells giving them a safe margin. At one time it was quite usual to find batteries labelled "15 volts" giving well over 16.5 volts. It is an obvious psychological fact that a buyer who gets a battery reading more than the rated voltage is very satisfied, even if individual cells are below the proper readings, as they

IN view of the fact that there must be many millions of people dependent for their entertainment upon the use of dry cell H.T. batteries it is of interest to review the position of that much-maligned but almost indispensable component.

It is not the purpose of this article to defend the dry cell high-tension battery for it needs no defence, but to discuss the intelligent use of it in those circumstances where it is the most convenient source of supply.

The great majority of wireless listeners still use dry cells and will probably continue to do so. It is for the information of this large group of people that this article is written.

Dry Cell H.T. Batteries.—

easily may be, when certain types of material are used. The initial drop in voltage from 1.5 to 1.4 volts is fortunately not continued. Batteries made by the best methods when tested intermittently at a rate of five milliamperes will have an average voltage throughout their life of 1.3 volts or over. (This refers to the standard small unit.)

A feature of the advertisements made by certain battery

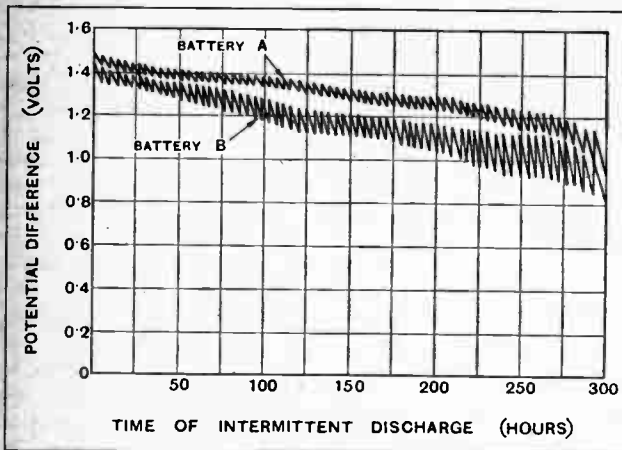


Fig. 1.—Intermittent discharge curves of two typical small-size cells delivering a constant current of 5 mA. for 30 hours per week. Both batteries have the same ampere-hour capacity but the watt-hour capacity of battery A is greater than battery B.

manufacturers is the "recovery" of the battery between discharge periods. Actually all batteries recover, the degree of recovery depending largely upon the extent to which the battery fell during the previous day's run. This recovery may be looked upon in a light which does not make it so favourable for the battery maker who makes this claim. It obviously implies that the battery falls considerably during the course of the day's run, for the degree of recovery must be measured by the difference between the final reading of one period, and the initial reading of the next. It is actually found that the recovery of the very worst battery is very much higher than that of the best, owing to its fall during the working period (See Fig. 1). As in any normal set it is of the greatest importance that the voltage should remain constant during the course of the working period, the ideal battery would fall very little, if at all, in which case its recovery would be negligible.

Intermittent Discharge.

In practice, of course, all cells used for wireless work are discharged intermittently. Two curves showing the results of intermittent dis-

charge at constant current are shown in Fig. 1. They are results selected from many which have been obtained, and they are typical of the discharge curves of two very well-known makes.

As will be seen, both batteries fail at about the same point, and therefore they have given the same number of ampere hours. In spite of this there is no doubt about which is the better battery. The one with the higher voltage, and therefore with the higher watt hours, is obviously the better. The "recovery" of the poorer cell is shown to be greater than that of the better one.

It is customary for some makers to carry out tests on a constant resistance rather than a constant current. This means that at the end of the life of the cell the load is very much reduced, the current often falling to half its original value. In effect this permits the cell to give a very long "tail" in the discharge curve, which is never found when the cell is tested on an intermittent constant current test.

H.T. Battery with Replaceable Sections.

The most satisfactory way to use a high-tension battery, both from the point of view of economy and good results, is to find that voltage of high-tension supply which will give most satisfactory results either in quality or ability to pick up distant stations, and maintain the voltage at that point by the provision of new batteries. For this purpose, small units (such as 15-volt strips) are ideal, as they can be discarded separately as they become useless, not before all available power has been used. If a user does this, he will obviously get better service from the type of battery where the volts are well maintained.

It has often been stated that it is unwise to put old batteries in series with new ones. Provided that the old ones are not practically useless, that the user has a method (such as a voltmeter test) for detecting "dead" sections, and that his set is provided with means of preventing back coupling through the battery resistance, this statement need not be taken seriously.

If the voltage on the set be maintained constant it is clear that the anode current will also remain constant,

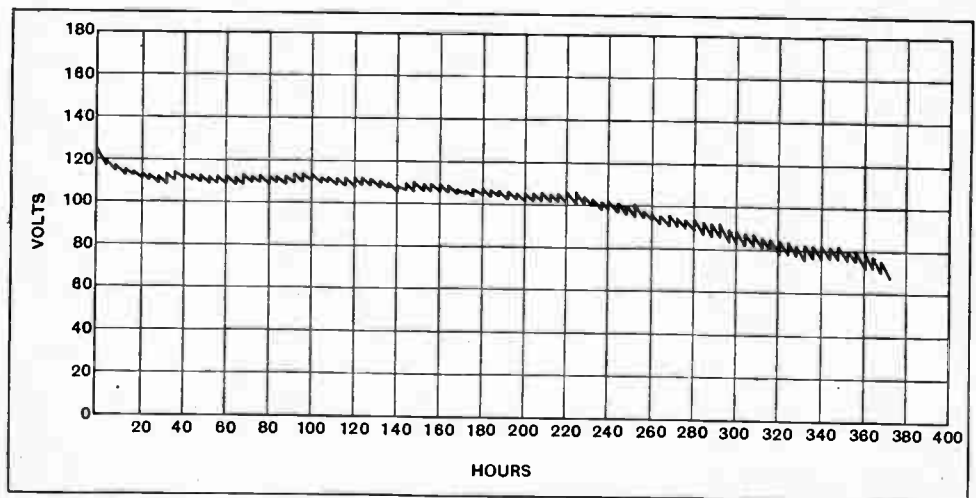


Fig. 2.—Voltage discharge curve of a triple-capacity battery on a three-valve set comprising two D.E.L. 210 valves and a D.E.P. 215.

Dry Cell H.T. Batteries.—

and for the purpose of determining the behaviour of batteries, the tests of the type given in the figures will be immediately applicable.

On the other hand, if, as is more usual, the grid bias is kept constant, and no effort is made to maintain the anode voltage, it is still important to choose a battery in which the volts are well maintained. The more rapid diminution of anode voltage of the battery B (Fig. 1) as compared with A will cause the volume to fall off, while distortion or inability to pick up weak signals will become apparent at an early stage. The point at which the battery will fail to work cannot be the same for each set as the needs of listeners vary, the quality often remaining passably good when the set can no longer pick up distant stations. In the writer's experience, wireless sets


normally will fail to work satisfactorily at about three-fifths of the voltage recommended for use either by the set makers or the valve manufacturers concerned.

As a rule, particularly with the better type of battery, there is fortunately very little life left in the cell by the time it has reached this point, corresponding to about 0.9 volts per cell.

A discharge curve of a complete battery under working conditions is shown in Fig. 2. This is selected from a series and is typical. The set in question was a simple set with a detector and two L.F. stages, comprising two D.E.L.210 valves and a D.E.P.215. In the concluding instalment of this article the anode requirements of typical sets will

be given, together with suggestions for H.T. batteries of suitable capacity.

(To be concluded.)



A H.T. dry cell manufactured by the General Electric Company. Each section of 15 volts is replaceable and can be discarded separately as it becomes useless.

NEWS FROM THE CLUBS.

Secretaries of Local Clubs are invited to send in for publication club news of general interest.

Loud Speakers on Trial.

Comparative tests with loud speakers concealed behind a screen always provide a considerable measure of excitement owing to the startling results often disclosed when the identity of the instrument is revealed. The Swindon and District Radio Society carried out an event of this kind at its last meeting, and the voting on an ear test of music reception gave the honours to a home-made roll-type instrument employing wallpaper. On speech a home-made diaphragm loud speaker was given the best vote. Later in the evening Mr. Tarrant gave a display of moving coil loud speakers.

Mr. A. Wainwright has been elected Chairman.

Hon. Secretary, Mr. M. Hill, Windyridge, Okus, Swindon.

o o o o

An A.C. Mains Set.

A set drawing all current from A.C. mains was demonstrated by Mr. Remington, ex-vice-chairman of the South Croydon and District Radio Society at the last meeting. Using a simple bell transformer, pure A.C. was obtained at the required voltage. Owing to the presence of "hum" the detector filament was not run off the mains, an indirectly heated cathode valve being used in this stage. The set included one H.F. valve, followed by a detector and two stages of L.F. amplification. Among other interesting features was an arrangement whereby an exceptional amount of play could be obtained with the diaphragm of the moving coil.

Hon. Secretary, Mr. E. L. Cumbers, 14, Campden Road, South Croydon.

o o o o

Manchester and Club Research Scheme.

As a step in their vigorous research campaign, the Radio Experimental Society of Manchester have obtained premises at 8, Water Street, which will shortly be opened as club room and laboratory. The whole of the work is done by members, and for the time being all meetings, lectures, etc., are cancelled, as it is a case

of "all hands to the pump" to get the new headquarters ready for 1929. When completed, it is hoped that the new laboratory will be among the best equipped in the north. The technical research will be under the leadership of Mr. A. K. Bentley (a vice-President of the Manchester College of Technology). A new short-wave transmitter will also be installed. All woodwork, including benches, will be constructed by members under the supervision of Mr. J. Meadowcroft, while all electrical and power equipment will be in the charge of Messrs. Colbert and Levy.

The Society still has vacancies for a few technically minded members. All interested are invited to apply for further particulars to the Hon. Secretary, Mr. J. Levy, 19, Lansdowne Road, West Didsbury, Manchester.

Hints on Working a Pentode.

At the meeting of the Wigan and District Technical College Radio Society on November 28th, Mr. J. Clarke, of Messrs. Edison Swan Electrical Co., gave an account of the processes involved in the manufacture of valves and subsequently demonstrated an Edison Threesome set. His practical tips on the manipulation of screened grid and pentode valves were much appreciated. The Society held its first Christmas Social on December 12th.

Hon. Secretary, Mr. M. M. Das, B.Sc., Library Street, Wigan.

o o o o

The Screened Grid Valve.

The screened grid valve was the subject of an interesting talk given by a representative of the Marconi Co. at a recent meeting of the Wembley Wireless Society. The talk, which was illustrated by lantern slides, provoked an interesting discussion, revealing the keen interest which is being taken in the subject.

The feature of the evening was the demonstration of one of the latest Marconi sets operating a moving coil loud speaker.

On December 7th the evening was devoted to a comparative test of loud speakers, members bringing their own instruments along. Particulars regarding the forthcoming session will be gladly forwarded by the Hon. Secretary, Mr. H. Comben, 24, Park Lane, Wembley.

o o o o

Moving Coil v. Exponential Horn.

A comparison of the moving coil and exponential horn loud speakers was the feature of the Bee Radio Society's meetings on November 13th. The moving coil demonstrated by Mr. Eford gave excellent reproduction, while the demonstration of the horn instrument by Mr. Clarke revealed the excellent results obtainable from this class of loud speaker as compared with the ordinary horn type. Opinion was divided on the respective merits of the moving coil and the logarithmic horn.

Hon. Secretary, Mr. A. L. Odell, 171, Tramere Road, S.W.18.


FORTHCOMING EVENTS.

WEDNESDAY, DECEMBER 19th.

Golders Green and Hendon Radio Society.—At 8 p.m. At the Club House, Wilkins Way, N.W.11. Demonstration of Fault Finding, by Mr. C. L. Thompson.
North Middlessex Radio Society.—At 8 p.m. At St. Paul's Institute, Winchmore Hill. Questions and Answers.
Edinburgh and District Radio Society.—At 8 p.m. At 117, George Street. Lectures by Mr. W. Anderson, M.A., F.R.S.E.
Tottenham Wireless Society.—At 8 p.m. At 10, Bruce Grove, N.19. Cinema and Lantern Lecture.

THURSDAY, DECEMBER 20th.

Horn and District Radio Society.—At the Westman Institute, Cleveland Road, High Road, Horn. Discussion: "The Pros and Cons of the New Valves."
Streifford and District Radio Society.—Annual Dinner.
Slade Radio (Birmingham).—At 8 p.m. At the Parochial Hall, Bloomfield Road, Erdington. Sale and Exchange of Apparatus.



Events of the Week in Brief Review.

ATLANTIC WIRELESS OUTPOST.

A wireless station is to be established at Horta, in the Azores, to supply meteorological information to ships.

o o o o

NEW SWEDISH BROADCASTER.

In a few days' time the Swedish Broadcasting station at Malmö is to be replaced by a new station at Hörby, in Skane, with a power of 20 kilowatts.

o o o o

BROADCASTING OIL ON TROUBLED WATERS.

King Amanullah is reported to be using broadcasting to influence public opinion during the present revolt of the Afghan tribesmen. Pacificatory speeches have been broadcast from Kabul and also reproduced on loud speakers erected in the main square of the capital.

o o o o

MEDICAL AID BY WIRELESS.

In starting an aerial medical service for pioneers in the Western backwoods, the Australian Inland Mission is making experiments with portable wireless transmitters and receivers of a type suitable for summoning assistance from the nearest medical settlements.

o o o o

SUNDAY CONCERTS FROM HOLLAND.

The Hilversum broadcasting station is continuing its fortnightly concerts for British listeners on Sunday evenings by arrangements with Messrs. Brandes, Limited. The next transmission will be on December 30th on the usual wavelength of 1,071 metres.

o o o o

THE "RADIOVISOR."

A public company known as Radiovisor Foreign and Colonial, Ltd., was registered on December 5th with a nominal capital of £450,000. Among the objects of the company are the manufacture and sale of selenium and other light-sensitive cells, microphone fire alarms, moving-coil apparatus, wireless and television apparatus and loud speakers.

It is understood that the company will also produce the "Radiovisor," a light-sensitive device to work alarm bells, control trains and carry out other operations which can be effected by the action of a light-sensitive cell.

ESPERANTO BROADCASTING.

At the British Esperanto Association's annual dinner on December 8th it was announced that regular transmissions are now made in Esperanto from 56 broadcasting stations.

o o o o

GERMANY 'PHONES THE ARGENTINE.

The wireless telephone service between Berlin and Buenos Ayres opened on December 10th, the cost for a three-minute conversation being £9. The system employs the Transatlantic telephony services from Rugby.

o o o o

A "B.B.C." FOR CANADA?

Members of a Royal Commission appointed in Ottawa are to tour Britain, France, and the United States to gather data concerning the respective merits of State and privately owned broadcasting. It is believed that Canadian authorities favour a broadcasting system designed on B.B.C. lines.

The members of the Commission are Sir John Aird, President of the Canadian Bank of Commerce, Mr. C. A. Bowman, editor of the *Ottawa Citizen*, and M. Augustin Frigon, director of the Montreal Polytechnic School.

o o o o

WIRELESS-CONTROLLED WATCHES?

The Soviet Inventions Bureau, says the *Daily Telegraph*, has granted patent rights to a Roslave wireless engineer named Zlotnikov in respect of his invention of a so-called "master wireless clock" which, it is claimed, will keep any number of specially adapted clocks, and even watches, synchronised.

o o o o

NEW WIRELESS CENTRE.

The Aldwych and Kingsway district of London, which is rapidly becoming the hub of the British engineering world, has made an important acquisition in the shape of the new wireless and electrical showrooms opened by the B.T.-H. Company at Crown House, Aldwych, on December 6th. A section of the showroom is devoted to a fine display of B.T.-H. radio apparatus, including Mazda valves and the latest gramophone-radio sets. A photograph of the showroom appears on p. 833 of this issue.

WIRELESS SOCIETY OF IRELAND.

Professor F. E. Hackett, Ph.D., M.A., has been elected President of the Wireless Society of Ireland.

o o o o

R.C.A. CONCENTRATES ON BROADCASTING.

The Radio Corporation of America has authorised the formation of a subsidiary company to take over its communications business. It is believed that the new organisation will control both the Western Union and the Communications Department of Radio.

o o o o

A NOTABLE JUBILEE.

The Jubilee of the incandescent electric lamp, which was first shown in public by the late Sir Joseph Swan at Newcastle-on-Tyne on December 18th, 1878, will be commemorated by the Institution of Electrical Engineers at the ordinary meeting to be held on Thursday, December 20th, 1928, when a short lecture on Swan's work will be delivered by Mr. J. Swinburne, F.R.S. Samples of early lamps will be on exhibition.

o o o o

DE-NATIONALISATION?

The Belgian Government is reported to be considering a new project for re-organising the post and telegraph services which control broadcasting. In view of the financial advantages gained from the exploiting of the hitherto nationalised railways by a private company, it is proposed to deal in the same way with other State services.

Should the scheme materialise, the Government would grant to the new P.T.T. concessionaires an annual subsidy of some one hundred and fifty million francs for a period of five years, at the expiry of which the company would be expected to carry on without further assistance. From that period the concessionaires would be called upon to give a reliable postal, telegraphic, and telephonic service to Belgium and to return to the State an annual sum equivalent to 5 per cent. interest on the subsidies advanced. The scheme provides for a sinking fund as well as a necessary reserve capital limited to fifty million francs. All excess profits would be repayable to the Belgian Exchequer.

LONELY WIRELESS JOB.

Bouvet Island, a barren rock in the South Atlantic, the ownership of which has been the subject of contention between Britain and Norway for many years, has now been unconditionally recognised as Norwegian property. A meteorological wireless station is to be erected at once, and already two wireless operators have left Oslo to begin their lonely task of installing and operating the new plant.

o o o o

ANOTHER WIRELESS "LIGHTHOUSE."

The wireless beacon installation at Start Point, just completed by the Marconi Company, is the seventh of its kind round the British coasts. The others are at Round Island, Skerries, Spurn Lightship, the Casquets (Ohannel Islands), Bar Lightship, and Albatross (Coningbeg, Ireland).

This type of station transmits an intermittent signal on an exclusive wavelength of 1,000 metres for the benefit of ships carrying direction-finders. The completion of the Start Point transmitter means that ships can now obtain effective bearings from the three Channel stations and can be assured of their position right up the Channel.

o o o o

EMERGENCY WIRELESS FOR ULSTER.

Northern Ireland is asking for an emergency wireless service for use on occasions when telephone and telegraphic communication is cut off during storms. Major J. T. Duffin, president of the Belfast Chamber of Trade, recently stated that it seemed "rather outrageous that in 1928, on account of storms, Ulster should be cut off from the outside world."

o o o o

CANADIAN GOVERNMENT ASSISTS WIRELESS AMATEURS.

Canada, in its endeavour to give the amateur transmitter every opportunity to experiment, has already done extensive work to enable him to carry on without interruption when the Washington Radio Convention comes into force on January 1st. According to the convention it is necessary to have the consent of other nations before Canadian amateurs can work with foreign enthusiasts with the freedom they have enjoyed in the past.

The first step, says a *Monitor* correspondent, was taken in August by Commander C. P. Edwards, who wrote to the two telegraph companies in the Dominion, the Canadian National Telegraph and the Canadian Pacific Railway's Telegraphs, and obtained their consent to allow amateurs the freedom of sending experimental and personal messages as would not otherwise find their way over the wires. The same indefatigable official then sent letters to all British Dominions, the United Kingdom, the United States, Portugal, the Philippines, and a number of other South American and European countries.

"We are the first country to have done this for the amateur," said Commander Edwards in an interview. "We want the amateur to go right ahead with his work when the new convention comes into force."

OWING to the Christmas Holidays "The Wireless World" dated December 26th will be on sale on Monday, December 24th.

MERCANTILE MARINE WAR MEMORIAL.

In connection with the unveiling of the Mercantile Marine War Memorial on December 12th, the wireless operators who served during the War, numbering some 6,000, were represented by twenty operators from the Marconi International Marine Communication Co., Ltd. One of these, Mr. Robert Leith, who was senior operator on the *Lusitania* when she was sunk on May 17th, 1915, was presented to Her Majesty the Queen.

On the fateful day of the sinking of the vessel, Mr. Leith at the time of the impact of the torpedo was lunching in the saloon, the junior operator being on watch. Mr. Leith tells us that when he came down a lady on his left remarked that he was late and would not get any lunch. These words of jest came strangely true, for they had hardly been spoken when a dull crashing thud was heard, and it became evident that something serious had happened. The S O S call was sent out continually, until it was evident that nothing further could be done; then and then only the wireless operators gave a thought to their own safety. Mr. Leith was able to jump some distance into a partially submerged lifeboat which had been launched, and later transferred to another.

events for satisfactory reception by wireless listeners. I have not refused permission for the use of the British Broadcasting Corporation's stations for television tests. The Governors of the Corporation decided, in the exercise of the discretion vested in them, after a demonstration by the Baird Company, who hold an experimental licence, that the system did not at present fulfil the conditions which would justify a public trial through one of their stations. I have recently received an application from the Baird Company for further facilities. This application is at present under consideration, and I am not yet in a position to say anything further.

o o o o

Licences for Portable Sets.

Replying to Sir Frank Nelson, Lord Wolmer, Asst. Postmaster-General, said that he did not think there was any reason to suppose that the owners of portable sets were more prone to evade their legal obligations than other members of the community. The number of licences now in force was over 2,500,000.

o o o o

Daily Profit on Rugby Station.

Sir Nicholas Grattan-Doyle enquired what had been the average daily all-in cost of the Rugby station from May 1st to date, and what had been the average daily revenue during the same period.

Lord Wolmer said that from May 1st to September 30th last (which was the latest period for which complete statistics were available), the average daily all-in cost of the station, including the receiving stations worked in conjunction with it, was £383, and the average daily revenue was £397.

o o o o

BOOK REVIEW.

Wireless Trader Year Book and Diary, 1929.

Manufacturers and users of all kinds of wireless sets and components will welcome the fifth issue of the "Trader Year Book," which fully maintains the reputation established by its predecessors of being the most complete list of wireless manufacturers, and one arranged in a convenient form for quick reference. The wireless and gramophone trades are now so closely allied that the directory has been extended to include gramophone manufacturers, and an entirely new section has been added after the technical data giving much useful information and practical points for gramophone traders. The general features of this useful and technical data have been retained and brought up to date. Those interested in the question of royalties on patents will find a useful summary of the various patents owned by the Standard Telephones and Cables, Ltd., and a brief statement of the position regarding the Marconi royalties at the time of going to press.

The book contains 388 pages of useful information and includes a convenient diary for 1929. Published by the Trader Publishing Co., Ltd., Salisbury Square, London, E.C.4. Price 5s. 6d. post free for Great Britain, or 7s. 6d. overseas.



An amateur transmitter's Christmas card.

THE AC3 RECEIVER.

The Ferranti milliammeter used in the "A.C.3" receiver dealt with in our issue of September 5th was erroneously described as having a scale reading of 0.15 milliamperes. The figure should have been 0.50 milliamperes, type 3F.

o o o o

WIRELESS AT WESTMINSTER.

From Our Parliamentary Correspondent.

P.M.G. and Television.

In reply to questions in the House of Commons recently by Lieut.-Commander Kenworthy on the subject of television, Sir William Mitchell-Thomson, Postmaster-General, said: "I know of no system which is at present capable of transmitting moving pictures of actual



PROGRAMMES

FROM ABROAD

BARCELONA (Radio Barcelona). Call FAJ1 (344.8 metres); 1.5 kW.—6.10, Sextet Selection; The Crown of the Indies (Elgar-Winter). 6.15, Service from La Basílica de la Merced. 6.25, Sextet Selections. 8.30, French Lesson by Prof. Martin. 9.0, Chimes, Weather Report, Exchange Quotations and News. 9.10, Orchestral Selections of Dance Music. 10.0, Programme relayed from Madrid, EAJ7.

BERGEN (370.4 metres); 1.5 kW.—5.30, Talk for Girls. 6.0, Programme for Children. 7.0, Orchestral Concert. 7.20, Recitations by Sverre Erichsen. 7.50, Topical Talk. 8.0, Entertainment by Victor Ivarson. 9.0, Weather News and Time Signal. 9.15, Dance Music. 11.0 (approx.), Close Down.

BERLIN (Königswusterhausen) (1,250 metres); 40 kW.—8.30, Programme relayed from Hamburg. 4.30, Else Kolschorn, Talk: The Employment of Women in the National Post Office. 5.0, Prof. Woldt, Talk: Discussion between Industrial Workers. 5.30, Elementary Spanish Lesson. 5.55, Prof. Werner Jäger, Talk: Ulrichs von Wilamowitz, on the Occasion of his 80th Birthday. 6.20, Prof. Ehrenbaum, Talk: The Herring Industry. 7.0, Concert: Bandouin Solos, (a) March, Under the Hamburg Flag (Pörschmann), (b) Schiffsjungentanz (Zogbaum); Tenor Solos, (a) Air from Les Cloches de Corneville (Planquette), (b) Wer Hamburg nicht kennt (Raymond). (c) Deutschland, ade (Raymond); Readings by Dr. Gustav Mauz; Tenor Solos, (a) Folk Song, Old Love (Kistennaecher), (b) The Sailor's Destiny (Petrie), (c) Sailor's Chorus (Engel-Berger); Valse brillante in E Major (Pörschmann). 8.0, Programme from Voxhaus. 8.30, Dr. Werner Mahrholtz, Talk: German Literature, followed by Programme from Voxhaus.

BERLIN (Voxhaus) (484 metres); 4 kW.—9.10 a.m. Market Prices. 9.15 a.m., Weather Report, News and Time Signal. 10.0 a.m., Programme of Gramophone Records. 10.30 a.m., Exchange Quotations. 11.55 a.m., Time Signal. 12.30, Weather Report and News. 1.0, Programme of Gramophone Records. 2.0, Exchange Quotations, Agricultural Report and Time Signal. 2.30, Dr. Paul Frank, Talk: Medical Hygiene. 3.0, Prof. Eduard Norden, Talk: Ulrich von Wilamowitz-Moellendorf, on the occasion of his 80th Birthday. 3.30, Talk and Reading. 4.0, Concert: Selections of Opera Music from the Works of Puccini, (a) Manon Lescaut, (b) La Bohème, (c) La Tosca, (d) Madame Butterfly, (e) Gianni Schicchi, (f) Turandot; Moresca (Silesu); Berg Musik (Borch); Suite (Faucher); Internezzo appassionato (Beccer); Nocturne (Beccer); Allegro giocoso (Fresco); Fox-Trot, Angela mia (Rapée); Ballet Suite, The Spring (Delibes); Jubel Serenade (Murzilli); La bella valenciana (Kaempfert); Selection from The Snow Man (Korngold); Wiegeliend (Reger); Siciliano und Rigaudon (Francoeur-Kreisler); Tango, Süss singt die Geige, gut' Nacht (Rollins); Jubel Overture (Weber). Followed by Advertising Notes. 6.0, Georg Hausdorff, Talk: Modern Advertising and its practical application. 6.25, Psychology Talk by Dr. Max Dessoir. 7.0, Evening Entertainment. 8.0, Programme of Christmas Carols by Cornelis Bronnsgest (Baritone) and Bruno Seidler-Winkler (Pianist). 8.30, Readings for Children by Fred Hildenbrandt, followed by Weather Report, News, Time Signal and Sports Notes. 9.30, Lesson in Dancing by Reinhold Sommer, followed by Dance Music. 11.30 (approx.), Close Down.

BERN (411 metres); 1.5 kW.—4.0, Concert by the Kursaal Orchestra. 6.20, Time Signal and Weather Report. 6.30, Hans Burten, Talk: Advent and Christmas Customs. 7.0, The Christmas Oratorio (Bach), relayed from Basle (1,010 metres). 8.50, News and Announcements. 8.55, Weather Report. 9.5, Concert by the Kursaal Orchestra. 9.35, Dance Music.

BRESLAU (322.6 metres); 4 kW.—3.30, Orchestral Concert from the Goldene Krone Café. 5.0, Film Review. 5.25, Talk in Esperanto by Alfred Hanschke. 5.35, Landrat Neumann, Talk: The Silesian Border Town—Guhrau. 6.10, Shorthand Lesson. 6.40, Discussion on Art between Curpart Popl and F. W. Bisehoff. 7.15, Evening Entertainment: A Christmas Number. 9.0, News. 9.30, Dance Music by the Station Dance Orchestra. 11.0 (approx.), Close Down.

BRÜNN (441.2 metres); 2.5 kW.—5.15, Weekly Report for Journalists by Prof. Casmir Jerabek.

SATURDAY, DECEMBER 22nd.

All Times are reduced to Greenwich Mean Time and are p.m. except where otherwise stated.

6.0, Programme relayed from Prague, followed by News. 9.25, Concert by a Gipsy Band, relayed from Bratislava (300 metres).

BRUSSELS (508.5 metres); 1.5 kW.—7.30, "Radio-Chronique." 8.15, Concert from the Salle du Conservatoire, followed by Esperanto Talk and News. 10.30, Orchestral Concert from the Palace Hotel Tea Room. 11.15 (approx.), Close Down.

BUDAPEST (556.6 metres); 20 kW.—4.10, Literary Programme. 5.0, Gramophone Selections. 6.0, German Transmission. 6.35, Reading. 7.0, Selection from Eltörött a hegelün, Operetta (Zerkovitz-Szilágyi). 8.50, Concert by the Zigeuner Orchestra from the Hotel Hungaria.

CRACOW (566 metres); 1.5 kW.—4.10, Talk by Jotor on Flemish, French and Italian Tales. 4.35, Programme from Warsaw. 5.0, Programme from Warsaw. 6.0, Miscellaneous Items and News. 6.25, English Reading by Mr. J. Stanislawsky. 6.55, Time Signal from the Astronomical Observatory. 7.0, Agricultural Report. 7.5, Dr. J. Regula, Talk: Last Week's Foreign Policy. 7.30, Programme from Warsaw. 9.0, Programme from Warsaw. 9.30, Concert from a Restaurant.

DUBLIN, Call 2RN (319.1 metres); 1.5 kW.—1.30, Weather Report and Gramophone Selections. 7.20, News, Announcements and Miscellaneous Items. 7.30, Talk by Dorothy Day. 7.45, Irish Lesson by Seamus O'Duinnín. 8.0, Pib Uleann, by Seamus MacAonghusa. 8.15, Lecture Recital by Seamus MacCall on Spanish Popular Songs, with Vocal Illustrations by Eily Murnaghan (Soprano). 8.45, Variety Programme by Lettice Newman and Eric Richmond. 9.5, Selection by the Station Orchestra. 9.20, Variety by Lettice Newman and Eric Richmond. 9.45, Selection from Katja the Dancer, Light Opera (Gilbert) with Gertrude Mortimer, Joseph O'Neill and the Station Orchestra. 10.30, News, Announcements and Miscellaneous Items. 10.40 (approx.), Meteorological Report. 10.45 (approx.), Close Down.

FRANKFURT (428.6 metres); 4 kW.—2.5, Programme for Children. 3.35, Orchestral Concert of New Dance Music. 5.10, Reading by O. W. Stuttmann. 5.30, The Letter Box. 5.45, Esperanto Lesson by W. Wischhoff. 6.15, Talk by Walter Ulrich. 6.45, Lili v. Baumgarten, Talk: The 75th Birthday of Isold Kurz. 7.15, Programme relayed from Stuttgart, followed by Dance Music from the Café Sacher.

HAMBURG, Call HA (in Morse) (394.7 metres); 4 kW.—9.15 a.m., News. 10.0 a.m., Programme of Gramophone Records. 11.10 a.m., Weather Report. 11.15 a.m., Exchange Quotations. 11.30 a.m., Concert relayed from Hanover (297 metres). In the interval at 11.55 a.m., Time Signal. 12.10, News. 1.40, Exchange Quotations. 2.30, Review of Books. 3.0, Illustrated Music Talk by Dr. Wilh. Heinitz. 3.30, Concert of Musical Fairy Tales, from the Works of Wilh. and Jak. Grimm's: Reading from Little Red Riding Hood; Orchestral Selection from Little Red Riding Hood (Bendel); Reading from The Fisherman and his Wife; Orchestral Selection from The Fisherman and his Wife (Tscherepinin); Reading from The Brave Little Tailor; Orchestral Selection from The Brave Little Tailor (Zimmer). 4.30, Request Pro-

gramme. 5.30, Legal Talk by Dr. Fischer. 6.0, "The Golden Saturday": (a) A Stroll through the Town, (b) What is the Weather going to be? (c) An Hour in the Café. 6.0, Variety Programme. 6.45, Weather Report, News, Sports Notes and Dance Music. 10.50, North Sea and Baltic Weather Report.

HILVERSUM (1,071 metres); 5 kW.—9.40 a.m., Time Signal and Daily Service. 11.40 a.m., Police Announcements. 11.55 a.m., Concert of Trio Music. 1.40, Orchestral Concert from the Tusculinski Picture House, Amsterdam. 3.40, Italian Lesson. 4.40, French Lesson. 5.40, Time Signal and Concert: Ojos negros (Campani); Selection (Alongi); En sourdine (Tellam); Roses of the South (Johann Strauss); Píchouquette (Massenet); The Angel (Rubenstein); Spanish Serenade (Boris Lenksky); Night in June (Friend). 6.25, German Lesson. 7.25, Police Announcements. 7.45, Concert and Talk arranged by the Workers' Radio Society. 11.15 (approx.), Close Down.

HUIZEN (340.9 metres); 4 kW.—Transmits on 1,852 metres from 5.40 p.m. 12.10, Concert of Trio Music. 2.40, Programme for Children. 5.10, Gramophone Selections. 6.10, Talk by M. v. Schvindel. 6.30, Catholic Bulletin. 6.40, English Lesson. 7.10, Lesson in Dressmaking. 7.40, Talk by M. L. J. N. Feber. 8.0, Concert of Orchestral Selections and Baritone Solos by M. W. Herckenrath.

JUAN-LES-PINS (Radio L.L.) (244 metres); 1.5 kW.—1.0, Orchestral Concert. 8.30, News, Talk for Women by Mme. la Comtesse de Tremeuze, and Concert. 9.30, Dance Music. 10.0, Close Down.

KALUNDBORG (1,153 metres); 7 kW.—Programme also for Copenhagen (337 metres).—6.30 a.m., Morning Gymnastics. 11.0 a.m., Chimes from the Town Hall. 11.2 a.m., Orchestral Concert from Wivel's Restaurant. 2.0, Programme for Children: "What Ole Lukóje showed Els; and Jörgen"—Christmas Play with Songs (Johanne v. Kobl). 2.30, Vocal and Instrumental Concert. 5.20, Peter Christiansen, Talk: Modern Foreign Authors—Gustav Hellström. 5.50, Weather Report. 6.0, News and Announcements. 6.5, (approx.), Exchange Quotations. 6.15, Time Signal. 6.30, Director V. E. Gamburg, Talk: The Enemies and Friends of Mankind. 7.0, Chimes from the Town Hall. 7.2 (approx.), Concert of Strauss Dance Music: Selections (Johann Strauss), (a) Radetzky March, (b) Annen Polka, (c) Waltz, Wo die Citronen blüh'n, (d) Mazurka, Die Wahrsagerin, (e) Quadrill: on Melodies from The Gipsy Baron; Selections (Joseph Strauss), (a) Dorfseiwälden aus Osterreich, (b) Mazurka, Frauenherz; Diplomat Polka (Johann Strauss); Selections (Eduard Strauss), (a) Waltz, The Doctrine, (b) Gallop, Mit Dampf, followed by News and Announcements. 8.15, "Hans Peter's Letter"—a Yule-tide Comedy in One Act by Otto Conradsen. 8.45, Concert of Light Music. 9.45, Dance Music from the Industri Restaurant. 11.0, Chimes from the Town Hall. 11.02 (approx.), Close Down.

KATTOWITZ (422 metres); 10 kW.—3.0, Gramophone Selections. 4.10, Music Lesson by Prof. F. Sachse. 4.35, Children's Letter Box. 5.0, Programme for Children. 6.0, Announcements. 6.30, Talk by Prof. J. Dabrowski. 6.56, Time Signal and Agricultural Report. 7.5, Talk by Mr. K. Zienkiewicz. 7.30, Programme from Warsaw. 9.0, Weather Report and News. 9.30, Dance Music.

KAUNAS (2,000 metres); 7 kW.—4.30, Announcements. 5.0, Weather Report and News. 5.15, Agricultural Report. 5.45, Popular Concert. 6.15, Health Talk. 6.30, News.

LAHTI (1,522.8 metres); 35 kW.—4.0, Orchestral Selections: March (Metallo); Russian Scenes (Bantock); Waltz (Bucceri). 4.35, Talk. 4.57, Time Signal, Weather Report and News. 5.15 Orchestral Selections: Slavonic Dance No. 16 (Dvórák); American Wood Idylls (MacDowell). 7.45, News in Finnish and Swedish and Close Down.

LANGENBERG (468.8 metres); 20 kW.—Programme also for Aix-la-Chapelle (400 metres), Cologne (283 metres), and Münster (250 metres).—12.5, Orchestral Concert. 1.30, Hints for the Housewife. 2.30, Finance Report. 2.40, Arthur Wurbs, Talk: The Basis of Wireless Technology—The Electrical Oscilla-

Saturday, December 22nd.

All Times are reduced to Greenwich Mean Time and are p.m. except where otherwise stated.

Programmes from Abroad.—

tion Circuit. 8.0, Talk for Women by Marie Theres van den Wyenbergh. 8.25, Talk. 8.45, "On a Sleigh through the Fairy Woods"—A Christmas Play with Light Music and Songs for Young and Old. 4.45, Concert by the Langenberg Station Choir and Orchestra: Introductory Talk by Friedrich Wilhelm Herzog; Variations and Theme, Hans im Glück (Philipp); Marienlieder (Hans Philipp); Geschichte vom Franz Xaver Dampfessel und der Dame Musica (Weismann). 5.30, Prof. Dr. Boerschmann, Talk: The Chinese Landscape in Culture and Art. 5.50, Finance Report, Weather Report and Sports Notes. 6.15, Schriftführer Carl Wörner, Talk for Workers—The Insurance of Office Workers. 6.40, Dr. von der Leyen, Talk: Fairy Tales in the Literature of the World. 7.0, Variety Programme. 9.30 (approx.), News, Sports Notes, and Commercial Announcements, followed by Concert of Orchestral Music and Programme of Dance Music, under the direction of Herr Eysoldt. 12.0 Midnight (approx.), Close Down.

LEIPZIG (305.8 metres); 4 kW.—3.30, Orchestral Concert. 4.45, Wireless News and Talk. 5.20, Weather Forecast, Time Signal and Labour Market Report. 5.30, Programme from Königswusterhausen. 6.0, Josef Greff, Talk: Psycho-Analysis. 6.30, Dr. Fritz Reuter, Talk: A Musical Career. 7.0, "A Winter Idyll": Orchestral Selection, The Greenland Suite (Frederiksen); Recitation, Winter (Prevert); Recitations from The Seasons (Haydn); Songs, (a) Winter Evening (Schubert), (b) Christmas Snow (Grieg); Orchestral Selections from Der Rodelzeiger (Snaga); Recitation from A Winter Idyll (Stieler); Songs: (a) Greisengesang (Schubert), (b) Zum Punsch (Schubert), (c) Geborgensein (von Stein); Songs (Wolf); Recitation from A Winter Idyll (Stieler); Song from Die Königskinder (Humperdinck); Songs, (a) Winteranfang (Stöhr), (b) Winterlandschaft (Stöhr), (c) Winterweibe (R. Strauss), (d) Winterliebe (R. Strauss). 9.0, News, Sports Notes and Announcements. 9.30, Dance Music from Vorhaus.

MADRID (Union Radio), Call EAJ7 (434.8 metres); 3 kW.—7.0, Chimes and Sextet Concert: Agua zucarillos y aguardiente (Chucea); Fantasia on Cavalleria Rusticana (Mascagni); Fantasia on La granjera de Arlés (Rosillo); Interlude by Luis Medina. 8.0, Dance Music by the Palermo Orchestra, relayed from the Alkazar. 8.25, News. 9.45, Market Prices. 10.0, Chimes, followed by Two Musical Plays, (a) "Los Descamisados" (Cueca), (b) "Los Cadetes de la Reina" (Luna), followed by News. 12.30 a.m. (approx.), (Sunday), Close Down.

MILAN, Call IMI (549 metres); 7 kW.—7.15, Talk by M. G. Arduo. 7.25, News. 7.30, Time Signal. 7.32, Variety Concert: Quintet Selection, Serenade (Mozart); Mezzo-Soprano Solos, (a) Abschied (Schubert), (b) Du bist die Ruh! (Schubert), (c) Noel ancien (Respighi); Programme from the Works of Guglielmi. 9.55, News and Economic Report. 10.0, Relay of Tiziana Orchestra from the Fiaschetteria Toscana. 10.45 (approx.), Close Down.

MOTALA (1,380 metres); 30 kW.—Programme also for Stockholm (454.5 metres), Böden (1,100 metres), Göteborg (416.5 metres), Malmö (260.9 metres), Österund (720 metres), Sundsvall (545.6 metres).—4.0, Light Music by Braeckman's Orchestra, relayed from Falun (357 metres). 5.0, Programme for Children. 5.30, Old-Time Dance Music by the "Spelmannspojkarna," relayed from Göteborg. 6.15, Burgomaster Marten Sjökvist of Grönköping, Talk: Christmas and Yuletide Customs, relayed from Göteborg. 6.30, Talk: The Porkbutcher's Trade. 6.45, Pianoforte Recital by Algot Haquinus: Scherzo in F Sharp Major (Mendelssohn); Etude in B Flat Minor (Mendelssohn); Spring Song (Mendelssohn); Novellette in E Major (Schumann). 7.0, Cabaret Programme relayed from Malmö. 8.0, Current Events. 8.45, Dance Music by the Egerstam Orchestra, relayed from the Restaurant Riche. 11.0 (approx.), Close Down.

NAPLES, Call INA (333.3 metres); 1.5 kW.—7.50, News and Harbour Notes. 8.0, Time Signal. 8.2, Variety Programme: Orchestral Selection, Overture to Light Cavalry (Suppé); "The Thief," Comedy (Bernstein); in the First Interval: Orchestral Selections (Centola), (a) Minuet, (b) Canzonetta; in the Second Interval: Musical Selections (Blon), (a) Minuetto della bambola, (b) Serenata d'amore. 9.0, Talk. 9.50, News. 9.55, Calendar and Programme Announcements. 10.0, Dance Music from the Trocadero. 10.30 (approx.), Close Down.

OSLO (461.5 metres); 1.5 kW.—Programme relayed, by Fredrikstad (434.8 metres), Hamar (555.6 metres), Botodden (411 metres), Forgrund (610 metres) and Bjukan (448 metres).—5.0, Programme for Children. 6.15, Weather Report and News. 6.30, Talk by Helge Fossum. 7.0, Time Signal. 7.2, Concert of Orchestral Selections and Songs by Miss Greta Syrdahl. 8.0,

Recitations by Mr. Fridtjof Krohn. 8.30, Weather Report, News and Topical Talk. 9.0, National Melodies played on the Hardanger Fiddle by M. Eyvind Groven. 9.30, Dance Music from the Hotel Bristol. 11.0 (approx.), Close Down.

PARIS (Eiffel Tower), Call FL (2 650 metres); 5 kW.—5.0, Padeloup Concert. 7.10, Weather Report. 7.30, "Le Journal Parlé."

PARIS (Petit Parisien) (340.9 metres); 0.5 kW.—8.45, Gramophone Selections. 8.50 (approx.), Talk. 8.55 (approx.), News and Announcements. 9.0, Selections by Artists from the Opera and Opéra-Comique: Overture to La Fille de Figaro (Leroux); Fantasia on Miss Decima (Audran). 9.25, News and Announcements. 9.30, Symphony Programme, under the Direction of M. Estyle of the Conservatoire: Suite funambulesque (Büsser); Bourrée fantasque (Chabrier). 10.0, News and Miscellaneous Items. 10.2, Orchestral Concert: Selection from The Fair Maid of Perth (Bizet); Song of the Mill (Sylvio Lazzari); Galety (Florent Schmitt). 11.0 (approx.), Close Down.

PARIS (Radio Paris), Call CFR (1,750 metres); 6 kW.—12.30, Programme of Columbia Gramophone Records: La Peri (Dukas); Meditation from Thaïs (Massenet) by Albert Sammons (Violin); Organ Solo, Pastorale (Franck), by M. E. Collette; Recitation, Le Colibri (Chausson), by Mme. Jeanne Montjovet; Russian Song, Kolj Slavenj (Bortnjansky), by the Don Cossack Chorus; Duet, Get Out and Get Under the Moon (Shay, Tobias and Jerome), by Van and Schenck; Song, I Know That My Baby is Cheatin' On Me (Endor, Steinberget and Lambert), by Sophie Tucker, accompanied by Ted Shapiro and his Orchestra; Fox-Trot, Felix the Cat, by Paul Whiteman and his Orchestra; Fox-Trot, Kiss and Make Up (Bogate and Hoefle), by the Piccadilly Players; Quasimodo (Sents), by Lucchesi's South American Orchestra; in the Interval, News. 2.0, Market Prices and Religious Information. 3.45, Rosati Concert, dedicated to Arras and Artois; in the Intervals, News. 6.30, Agricultural Report. 6.45, Musical Selections. 7.30, Pianoforte Lesson by M. Pierre Lucas. 8.0, Dr. Roubinovitch, Talk: The Mentality of Naughty Children; followed by Market Prices and News. 8.15, Concert: "L'Après-Midi de Jocelyn"; Chamber Music; Dance Music by the Joss Ghislery Symphonians; in the Intervals, News.

PITTSBURGH, Call KDKA (63 and 27 metres); 25 kW.—11.0, News. 11.10, Studio Programme. 11.30, Concert from the William Penn Hotel, Pittsburgh. 12.0 Midnight, Session Clock Chimes, followed by University of Pittsburgh Address and Reading from Charles Dickens' "A Christmas Carol." 12.15 a.m. (Sunday), Home Radio Club, by James W. H. Weir. 12.30 a.m., Gems of American Literature, by Elbert R. Moses. 12.45 a.m., A Week of the World's Business, by Dr. Julius Klein. 1.0 a.m., Violin Solos by Godfrey Ludlow. 1.30 a.m., Vocal Selections. 1.45 a.m., Instrumental Selections. 2.0 a.m., The Philco Hour. 3.0 a.m., Longines Time. 3.30 a.m., Weather Report. 3.35 a.m., Selections by Tracy Brown's Orchestra from the William Penn Hotel Pittsburgh.

POSEN (344.8 metres); 1.5 kW.—6.50, Talk for Women. 7.10, Miscellaneous Items. 7.30, Programme from Warsaw. 9.0, Time Signal and News. 9.30, Radio Cabaret. 11.0, Concert, arranged by the Maison Philips. 1.0 a.m. (approx.) (Sunday), Close Down.

PRAGUE (348.9 metres); 5 kW.—5.0, German Transmission. 6.0, "Halka" (Moniuszko), from the National Theatre, Prague. 9.0, Time Signal, News and Theatre Review. 9.25, Concert by a Gipsy Band, relayed from Bratislava (300 metres).

RIGA (528.3 metres); 4 kW.—4.0, Programme of Talks. 5.30, French Lesson. 6.0, Concert: Orchestral Selections, (a) Overture to Im Reiche des Indra (Lincke), (b) Ballet from Girafé-Girofla (Lecocq), (c) Latvian National Waltz; Comedy; Orchestral Selection, American Potpourri, Hallo! (Lubbe); Comedy; Orchestral Selections, (a) Serenade (Mendelssohn), (b) Au vent frais qui murmure (Pesse), (c) National March; followed by News. 8.0, Weather Report. 8.30, Concert, relayed from the Café de l'Opera. 10.0 (approx.), Close Down.

ROME, Call IRO (447.8 metres); 3 kW.—7.10, Time Signal and Announcements. 7.45, "Cinderella,"

Opera (Massenet); in the Intervals: Review of Art and Literature and Talk for Women, by Mme. Pompadour. 9.50, News. 10.0 (approx.), Close Down.

SCHENECTADY, Call 2XAD and 2XAF (31.96 and 31.4 metres); 30 kW.—11.58, Weather Report. 12.0 Midnight, Phil Spitalny's Musical Programme, relayed from New York. 12.30 a.m. (Sunday) Orchestral Concert from the Hotel Onondaga, Syracuse. 1.30 a.m., Musical Programme, relayed from New York. 2.0 a.m., Selections by the Male Octet, relayed from New York. 2.30 a.m., Selections by Mildred Hunt and the Marimba Orchestra. 3.0 a.m., "Lucky Strike," Programme relayed from New York. 4.0 a.m., Time Signal. 4.2 a.m., Dance Music by the Orchestra of the Hotel De Witt Clinton, Albany.

STAMBOUL (1,200 metres); 5 kW.—3.30, Concert. 4.30, Market Report. 5.15, Concert of Turkish Music. 7.30, Weather Report and Time Signal. 7.40, Vocal and Orchestral Concert: Symphony No. 5 (Beethoven); Songs: Wedding March from Lohengrin (Wagner). 9.0, News and Close Down.

STUTTGART (379.7 metres); 4 kW.—2.0, Vocal and Orchestral Concert. 3.35, Programme relayed from Frankfurt. 5.0, Time Signal and Weather Report. 5.15, Talk by Dr. Rappenecker, relayed from Freiburg (577 metres). 5.45, Legal Talk by Dr. Kalle. 6.15, Willi Marcard, Talk: With Skis across the snow fields of the Black Forest, relayed from Freiburg. 6.45, Time Signal and Sports Notes. 7.0, Programme of Recitations with Musical Interludes: Pianoforte Solo from Turandot (Busoni); Recitations, (a) Der Spiegel (Arthur Silbergleit), (b) Blick in den Spiegel in drei Jahrhunderten (Senta Neckel); Blues for Violin and Pianoforte (Ravel); Recitations (Polly Tick), (a) Modeschau, (b) Neuc Kollektion, (c) Mollig; Colombine for Violin and Pianoforte (Drda); Recitations, from (a) Geheimnis der Frauen (Eulenberg), (b) Ein Opfergang (Binding); Pianoforte Solo from La fille aux cheveux de lin (Debussy). 8.0, "Die Insel Tulipatan"—Opéra-comique, in One Act (Offenbach). 8.45, Wireless Cabaret: Orchestral Selection, Susanne (Raymond); Das alte Lied (Löwe); Kennst du das kleine Haus am Michigansee (Heymann); Come (Dazar); Wenn zwei Blondinen (Raymond); Orchestral Selection, March of the Gladiators (Souza); "The Champion Boxer"—Farce in One Act (P. Ollop); Es kam ein Bursch (Raymond); Spiel' my Jazzband, Spiel' (Granchstädt); Was der Onkel Doktor sagt (Herzog); Light Poetry and Prose by Ferry Dittrich; Traume, Liebving (Hirsch); Wenn schöne Frauen nicht lieben (Sobotka); Wenn in Werder (May), followed by News. 11.30 (approx.), Concert of Gramophone Selections, relayed from Freiburg. 12.30 a.m. (Sunday), Close Down.

TOULOUSE (Radiophonie du Midi) (389.6 metres); 8 kW.—12.45, Concert. 8.0, Market Prices, Exchange Quotations and News. 8.30, Orchestral Selections of Marches. 9.0, Time Signal. 9.5, Concert from the Works of Ganne and Leoncavallo: Orchestral Selections, (a) Extase (Ganne), (b) Selection from I Pagliacci (Leoncavallo), (c) Selection from Hans the Flute Player (Ganne), (d) Marche arabe (Ganne), (e) Overture to Les Saltimbanques (Ganne); Seven Selections from I Pagliacci (Leoncavallo); Two Marches with vocal accompaniment (Ganne), (a) La Marche Lorraine, (b) Le père La Victoire. 9.50, Programme of Tangos: Marion (Holländer); Moments équivoques (Holländer); Al quines Noes (Pujol); Tendre colloque (Vinale); Plegaria (Bianco); Cancionero (Buzou). 10.15, North African News. 10.30 (approx.), Close Down.

VIENNA (517.2 metres); 15 kW.—3.0, Orchestral Concert. 4.10, Reading by Alfred Neugebauer from the Works of Herder. 4.55, Siegfried Loewy, Talk: Mathilde Wildauer. 5.25, Readings from the Works of Isolde Kurz and Erwin Kolbenheyer. 6.20, Concert by the Auber Trio. 7.10, Time Signal, Weather Report and News. 7.15, "Doktor Klaus"—Comedy in Five Acts (L'Arronge), followed by Dance Music, from the Grill Room of the Hotel Bristol, and Phototelegraphy Transmission.

VILNA (435 metres); 1.5 kW.—6.5, Poem Recitations. 6.15, Soprano Songs by Mme. Sophie Wylezynska. 6.30, Programme relayed from Warsaw. 7.0, Talk. 7.30, Programme relayed from Warsaw. 10.30 (approx.), Close Down.

WARSAW (1,111 metres); 10 kW.—5.0, Programme for Children. 6.0, Miscellaneous Items. 6.30, "Radio-Chronique" by Dr. M. Stepovskiy. 6.55, Time Signal. 7.0, Agricultural Report. 7.5, News and Announcements. 7.30, "Gipsy Love"—Opera in Three Acts (Lehár). In the Interval, Theatre Review. 9.0, Aviation Notes and Weather Report. 9.5, News and Announcements. 9.20, Police Report and Sports Notes. 9.30, Dance Music from the Oaza Restaurant. 10.30 (approx.), Close Down.

ZÜRICH (588 metres); 1 kW.—6.17, Concert of Orchestral Music and Humorous Selections. 7.15, Request Programme. 9.0, Weather Report and News. 9.10, Gramophone Selections of Dance Music.

Programmes from Abroad.—

BARCELONA (Radio Barcelona), Call EAJI (244.8 metres); 1.5 kW.—11.0 a.m., Relay of Cathedral Chimes; 11.5 a.m., Weather Report and Forecast and Aviation Route Report. 1.30, Concert by the Iberia Trio, with Gramophone Records at Intervals. 2.45 to 5.30 (approx.), No Transmission. 5.30, Opening Signal, followed by Relay of an Opera from the Gran Teatro del Liceo, Market Prices and Exchange Quotations in the Intervals. 8.0 to 8.20, Talk under the auspices of the Catalan Institute of Agriculture at San Isidro. 8.20, Concert by the Wireless Orchestra: Suite (G. Chevignard), (a) Prelude, (b) Minuet, (c) Sarabande, (d) Air de danse, (e) Tambourin. 8.40, Sports News. 9.0 (approx.), Close Down.

BERGEN (370.4 metres); 1.5 kW.—9.30 a.m., Relay of Sacred Service. 11.30 a.m., Weather Report and Forecast and General News Bulletin. 4.0, Church Service. 7.0, Concert by the Wireless Orchestra. 7.50, Current Events. 8.0, Talk. 8.30, Song Recital by Mrs. Ragnhild Halvorsen (Soprano); Kristenfolkets Julehelg (Solheim). 9.0, Weather Report and Forecast, Late News Bulletin and Time Signal. 9.15, Dance Music. 11.0 (approx.), Close Down.

BERLIN (Königswusterhausen) (1,250 metres); 40 kW.—7.55 a.m., Relay of Chimes from the Garrison Church at Potsdam. 8.0 a.m., Morning Recital and Address relayed from Voxhaus, followed by Chimes from Berlin Cathedral. 10.30 a.m., Concert, relayed from Voxhaus. 12.45, Experimental Phototelegraphy Transmission. 12.45 to 2.25, Agricultural Talks from Voxhaus. 3.0, Talk. 3.30, Musical Selections. 5.0, Series of Talks, arranged by the "Deutsche Welle," followed by Relay of Concert or Opera. 9.15, Press News. 9.30, Dance Music. 11.30 (approx.), Close Down.

BERLIN (Voxhaus) (494 metres); 4 kW.—7.55 a.m., Chimes, relayed from the Potsdam Garrison Church. 8.0 a.m., Recital of Vocal and Instrumental Music, followed by Chimes from Berlin Cathedral; Address in the Interval. 10.30 (approx.), Concert. 1.0, Elementary Lesson in Morse by Hans W. Priwin. 1.30 to 2.25, Programme of Talks on Agricultural Subjects. 2.30, Reading of Stories. 3.0, Talk. 3.30, Musical Programme. 5.40, Talk. 6.0, Talk. 7.15 (approx.), Concert, followed by Weather Report, Late News Bulletin and Sports Notes. 9.30, Dance Music by the Dajos Bela Orchestra. 11.30 (approx.), Close Down.

BRISBANE (158 metres); 0.6 kW.—9.30, General News Bulletin. 8.45, Concert, arranged by the Maison Cabanel, followed by Market Prices. 10.30 (approx.), Close Down.

BRATISLAVA (300 metres); 1 kW.—8.0 a.m., Relay of Sacred Recital of Music from Brunn. 9.30 a.m., Agricultural Report, relayed from Prague. 2.0, Puppet Play. 3.30, Orchestral Concert. 4.30, Transmission for Workers. 5.0, Talk. 5.30, Sports Talk, relayed from Prague. 6.0, Concert, relayed from Prague; Selections of Music for Wind Instruments. 6.45, Talk, relayed from Prague. 7.0, Concert from Prague, followed by General News Bulletin. 9.20, Relay of Dance Music. 10.30 (approx.), Close Down.

BRESLAU (322.6 metres); 4 kW.—Programme relayed by Gleizitz (329.7 metres). 8.15 a.m., Chimes relayed from Christ Church. 10.0 a.m., Evangelical Recital of Sacred Music with Address. 11.0 a.m., Concert. 1.0, Talk on Horticulture. 1.10, Talk or Literary Programme. 1.35, Chess Talk. 2.0, Stories for Children. 2.30, Agricultural Talk. 4.15, Concert. 7.15, Concert: "Silesian Christmas" (Hans Kaergel). 9.0, Late News and Announcements. 9.30, Dance Music. 11.15 (approx.), Close Down.

BRUNN (441.2 metres); 3 kW.—8.0 a.m., Recital of Sacred Music. 9.0 a.m., Agricultural Talk. 9.30 a.m., Notes on Agriculture relayed from Prague. 10.0 a.m., Morning Concert. 3.30, Orchestral Concert. 4.30, Programme relayed from Prague. Transmission for Workers. 5.0, Programme of News and Music for German Listeners. 5.30, Talk on Sport by Mr. Lauffer relayed from Prague. 6.0, Concert of Orchestral Music. Slavonic Rhapsody in G Minor Op. 45 (Dvorak). 7.0, Concert relayed from Prague. 9.20, Relay of Dance Music. 10.30 (approx.), Close Down.

BRUSSELS (508.5 metres); 1.5 kW.—6.0, Selections of Light Music. 6.0, Children's Corner. 6.30 (approx.), Concert. 7.30, La Radio Chronique. 8.15, Orchestral Concert. 10.15, Late News Bulletin and Press Notes. 11.0 (approx.), Close Down.

COLOGNE (283 metres); 4 kW.—Programme also for Aix-la-Chapelle (400 metres), Langenberg (468.8 metres) and Münster (250 metres).—6.45 a.m., Lesson in Boxing by Dr. Ludwig Bach. 7.5 a.m., Review in Esperanto of the Week's Programmes. 7.15 a.m., Lesson on the Lute and Guitar by Olly Wirtz Koort. 7.35 a.m., Lesson in Esperanto. 8.0 a.m., Church

SUNDAY, DECEMBER 23rd.

All Times are reduced to Greenwich Mean Time and are p.m. except where otherwise stated.

Chimes. 8.5 a.m., Evangelical Festival with Address in the Interval. 10.0 a.m., Fritz Worm: The Honour of the German Language. 12.0 Noon, Concert of Orchestral Music. 1.30, Talk. 3.30, Popular Concert. 7.0, "Der Gläserne Berg," German Fairy Tale by Josefa Elstner-Oertel. Music by Walter Braunfels, followed by Late News Bulletin, Sports Notes and Light Musical Selections. 11.0 (approx.), Close Down.

CORK, Call 6CK (400 metres); 1.5 kW.—8.0, Programme relayed from Dublin. 11.0, National Anthem and Weather Report and Forecast. 11.15 (approx.), Close Down.

CRACOW (566 metres); 1.5 kW.—9.15 a.m. to 10.45 a.m., Relay of Cathedral Service. 10.56 a.m., Relay of Fanfare from the Church of Notre Dame, followed by Time Signal and Weather Report and Forecast. 11.10 a.m., Relay of Programme from Warsaw. 1.0 and 1.20, Talk on Farming. 1.40, La Chronique Agricole. 2.0, Weather Report. 2.15, Concert relayed from Warsaw. 4.20, Talk. 5.0, Programme from Warsaw. 6.55, Time Signal from the Observatory. 7.0, Relay of Fanfare from the Church of Notre Dame. 7.30, Concert of Chamber Music devoted to the works of Polish Composers; Violin and Piano-forte Sonata by François Brezeczinski. 9.0, General News Bulletin relayed from Warsaw. 9.30, Concert relayed from a Restaurant. 10.30 (approx.), Close Down.

DUBLIN, Call 2RN (319.1 metres); 1.5 kW.—8.0, Handel's "Messiah," by the Dublin Philharmonic Society, conducted by Mr. Turner Huggard; Soloists: Joan Elwes, Joseph Farrington, Elsie Black and W. F. Watt. 10.30, National Anthem and Weather Report. 11.15 (approx.), Close Down.

HAMBURG, Call HA (in Morse) (394.7 metres); 4 kW.—Programme relayed by Bremen (272.7 metres), Hanover (297 metres) and Kiel (254.2 metres).—7.25 a.m., Time Signal. 7.30 a.m., Weather Report and Forecast, followed by General News Bulletin. 7.50 a.m., Talk. 8.0 a.m., Legal Talk. 10.0 a.m., Talk. 11.55 a.m., Time Signal, relayed from Nauen. 12.5 (for Hamburg and Kiel), Concert. 12.5 (for Bremen), Programme of Music. 12.5 (for Hanover), Light Music. 1.0, Children's Corner. 6.30, Talk, arranged by the Hamburg School of Physical Training. 6.40, Sports News. 6.55, Weather Report and Forecast. 7.0, Concert or Play. 9.30, Weather Report and Late News Bulletin, followed by Programme of Light Music. 10.50 (for Hamburg, Bremen and Kiel), Weather Report for the North Sea and Baltic. 11.0 (approx.), Close Down.

HILVERSUM (1,071 metres); 5 kW.—12.10, Concert by the Wireless Trio. 1.40, Talk. 2.10, Concert of Orchestral Music. 7.40, Time Signal. 7.42, News Bulletin, Weather Report and Sports News. 7.55, Concert by the Augmented Wireless Orchestra, conducted by Nico Treep; 'Cello Solos by Michael Busch. 10.40 (approx.), Close Down.

HUIZEN (340.9 metres); 4 kW.—Transmits from 5.40 to 1.852 metres.—8.5 a.m., Relay of Morning Service. 9.30 a.m., Sacred Service. 12.10, Concert by the K.R.O. Trio. 1.10, Talk. 1.40, Talk. 2.10, Orchestral Concert. 5.30, Relay of Evening Service (on 1,852 metres) from Amsterdam; Sermon by the Minister, the Rev. J. L. Schouten. 7.10, Talk. 7.50 (approx.), Orchestral Concert. 10.25, Epilogue by "Le Petit Chœur," conducted by Mr. Jos. H. Pickkers. 10.40 (approx.), Close Down.

KALUNDBERG (1,153 metres); 7 kW.—Programme also for Copenhagen (337 metres).—9.0 a.m., Church Service, relayed from Copenhagen. 10.30 a.m. to 10.40 a.m. (Kalundberg only), Weather Report and Forecast from the Copenhagen Meteorological Institute. 12.0 Noon to 12.25, German Lesson, arranged by "Radiolytteren." 12.30, French Lesson, arranged by "Radiolytteren." 2.0, Orchestral Concert. 5.50 (Kalundberg only), Weather Report and Forecast from the Meteorological Institute. 6.0, News from the Press. 6.15, Time Signal, followed by Talk. 7.15, Vocal and Instrumental Concert: Christmas in Music and Poetry; Concerto grosso, No. 8 in G Minor for Two Violins, 'Cello, Strings and Cembalo, (a) Vivace, Grave, Allegro, (b) Adagio, Allegro, Adagio, (c) Vivace, (d) Allegro, Pastorale, Largo. 10.0, Dance Music, relayed from the Palace Hotel, under the direction of

Teddy Petersen; in the Interval, at 11.0, Town Hall Chimes, relayed from Copenhagen. 11.30 (approx.), Close Down.

KATTOWITZ (422 metres); 10 kW.—9.15 a.m., Relay of Church Service. 10.56 a.m., Time Signal. 11.0 a.m., Weather Report and Forecast. 11.15 a.m., Popular Concert by the Wireless Quartet. 1.0, Talk. 1.20 and 1.40, Two Talks on Agriculture. 2.0, Weather Report. 2.15, Relay of Symphony Concert, from the Philharmonic Hall, Warsaw; B. Policjant, Concerto for Violin (Tchaikowsky). 5.0, Concert. 6.0, Announcements. 6.25, Humorous Programme by Prof. St. Ligon. 6.58, Time Signal. 7.0, Talk, arranged by the Institute of Pedagogy. 7.30, Concert. 9.0, Weather Report and Forecast, News from the Press and Sports Notes. 9.30, Dance Music. 10.30 (approx.), Close Down.

KAUNAS (2,000 metres); 7 kW.—2.30, Children's Corner. 2.0, Programme for Young People. 3.30, Health Talk by Dr. Jurgelionis. 4.0, Talk by J. Ardicikas. 4.50, Weather Report and Press News. 4.55, Talk. 6.5, "Woman and the Home," by O. Masiotiene. 6.30, Sacred Recital: Die Ehr Gottes in die Natur (Beethoven). 9.30 (approx.), Close Down.

KÖNIGSBERG (308 metres); 4 kW.—Programme relayed by Danzig (272.7 metres).—8.0 a.m., Morning Festival, with Choral Renderings and Address in the Interval. 10.5 a.m., Musical Programme. 3.0, Orchestral Concert. 7.5, Christmas Oratorio (Johann Sebastian Bach), conducted by Hermann Scherchen; Tenor Solos by Josef Poerner. 9.15, Late News Bulletin and Sports Results. 9.30, Dance Music. 11.30 (approx.), Close Down.

KOSICE (1,140 metres); 5 kW.—8.0 a.m., Recital of Sacred Music. 11.0 a.m., Time Signal followed by Chimes from the Cathedral and Orchestral Concert: Rhapsody in A Flat Major, Op. 45, No. 3. 5.30, Talk. 6.0, Time Signal and General News Bulletin, followed by Chimes. 7.30, Announcements and Concert. 10.0 (approx.), Close Down.

LAHTI (1,522.8 metres); 35 kW.—Programme also for Helsinki (375 metres). 7.0 a.m., Relay of Church Service. 9.50 a.m., Press News. 10.5 a.m., Concert. 10.50 a.m., Weather Report and Time Signal. 11.0 a.m., Relay of Sacred Service in Swedish. 3.0, Concert by the Wireless Orchestra. 3.50, Talk. 4.10, Selections by the Station Orchestra: Hungarian Dance (Brahms). 4.30, Talk. 4.57, Time Signal and Weather Report and Forecast. 5.10, Concert by the Station Orchestra. 5.30, History Talk. 6.0, Recital of Music. 7.45, General News Bulletin given in Finnish followed by News in Swedish. 8.30 (approx.), Close Down.

LANGENBERG (468.8 metres); 20 kW.—Programme also for Aix-la-Chapelle (400 metres), Cologne (283 metres) and Münster (250 metres).—6.45 a.m., Boxing Instruction by Dr. Ludwig Bach. 7.5 a.m., Summary of the Week's Programmes given in Esperanto by Alfred Dornmanns. 7.15 a.m., Olly Wirtz Koort's Lesson on the Lute and Guitar. 7.35 a.m. to 7.55 a.m., Esperanto Lesson by Alfred Dornmanns. 8.0 a.m., Church Chimes. 8.5 a.m., Evangelical Morning Recital and Address. 10.0 a.m., Talk by Fritz Worm. 11.0 a.m., Organ Recital by Professor Hans Bachem. 12.0 Noon, Orchestral Concert. 1.30, Talk. 3.30, Orchestral Selections. 7.0, Concert or Play followed by Late News Bulletin, Sports News and Dance Music conducted by Herr Eysoldt. 11.0 (approx.), Close Down.

LEIPZIG (365.8 metres); 4 kW.—Programme relayed by Dresden (275.2 metres).—7.30 a.m., Organ Recital. 8.0 a.m., Concert with Vocal and Instrumental Solos. 10.0 a.m., Talk. 10.30 a.m., Talk. 11.0 a.m., Instrumental Music. 12.0 Noon, Agricultural Talk. 12.30, Horticultural Talk. 1.0, Gleanings from the Foreign Press. 1.45, Wireless Talk. 3.0, Musical Programme. 6.30, Talk. 6.0, Talk. 6.30, Concert. 7.30, Concert of Chamber Music by the Dresden String Quartet and Soloists: Schubert's Quintet in G Major Op. 163 for Two Violins, Viola and Two Cellos, (a) Allegro ma non troppo, (b) Adagio, (c) Scherzo Andante Sostenuto Presto, (d) Allegretto. 9.0, Sports News. 9.30, Dance Music relayed from Berlin. 11.30 (approx.), Close Down.

LYONS (Radio Lyon) (291 metres); 1.5 kW.—7.30, Le Journal Parlé with General News Bulletin and News from the Press. 8.0, Concert with Solos by Madame Ducharme of the Lyons Conservatoire (piano); M. Camand (violin) and M. Testanière (cello); Selection from The Barber of Seville (Rossini). 9.0 (approx.), Close Down.

MADRID (Union Radio), Call EAJ7 (434.8 metres); 1.5 kW.—Programme relayed by Salamanca (EAJ22) (405 metres).—11.30 a.m., Concert by the Municipal Band relayed from El Retiro (Weather permitting); Conductor, Maestro Villa. 1.0 to 2.0, No Transmission. 2.0, Chimes and Time Signal. 2.5, Concert by the

Sunday, December 23rd.

All Times are reduced to Greenwich Mean Time and are p.m. except where otherwise stated.

Programmes from Abroad.—

Station Orchestra with Soloists; Interlude by Luis Medina. 3.30 to 7.0, No Transmission. 7.0, Chimes. 7.5, Selections by the Wireless Sextet and Item by Luis Medina. 8.0, Dance Music by the Palermo Orchestra relayed from the Alkazar. 8.30 to 10.0, No Transmission. 10.0, Chimes and Time Signal. 10.5, Concert by the Band of the Wad-Ras Regiment, conducted by Don Pablo Cambrero. 12.0, Midnight, Chimes followed by Dance Music by the Palermo Orchestra relayed from the Alkazar. 12.30 a.m. (approx.) (Monday), Close Down.

MILAN (1,341 metres); 7 kW.—9.0 a.m., Opening Signal and English Lesson. 9.30 a.m. to 10.15 a.m., Sacred Recital with Soloists. 11.30 a.m., Time Signal 11.35 a.m., Concert by the Radio Quartet. 12.30 to 3.0, No Transmission. 3.0, Opening Signal. 3.5, Concert. 4.30, Light Music relayed from the Fiaschetta Toscana. 5.0 to 6.55, No Transmission. 6.55, Opening Signal. 7.0, Current Topics. 7.15, History Talk by C. A. Blanche. 7.25, Sports Results. 7.30, Time Signal. 7.35, "The Daughter of the Regiment," Opera by Donizetti. At the end of Act Two: Sports Notes and News from the Stefani Agency. 10.30 (approx.), Close Down.

MOTALA (1,380 metres); 30 kW.—Programme also for Stockholm (454.5 metres), Boden (1,190 metres), Göteborg (416.5 metres), Malmö (280.9 metres), Östersund (720 metres), and Sundsvall (545.6 metres).—10.0 a.m., Relay of Morning Service. 2.30, Literary Programme. 3.0, Concert. 4.55, Relay of Carillon from the Town Hall at Stockholm. 5.0, Relay of Evening Service. 6.15, Pelléas et Mélisande, Play by Maeterlinck, with incidental music by Jean Sibelius. 8.15, Late News Bulletin and Weather Report and Forecast. 10.0 (approx.), Close Down.

MÜNICH (535.7 metres); 4 kW.—Programme relayed by Augsburg (566 metres), Kaiserslautern (277.8 metres) and Nuremberg (241.9 metres).—10.0 a.m., Chimes from the Munich Town Hall. 10.10 a.m., Wireless Weather Chart for Bavaria. 11.06 a.m., Time Signal, Weather Report and Forecast and Programme Announcements. 2.0, Programme of Music. 3.0, Concert. 5.30, Concert. 7.0, "Educated People," Popular Comedy in Three Acts by Victor Leon, Adapted for Wireless Transmission and Produced by Rolf Pinniger, followed by late News Bulletin and Music. 11.0 (approx.), Close Down.

NAPLES, Call 1NA (333.3 metres); 1.5 kW.—8.30 a.m., French Lesson by Professor Etienne Verdier. 9.0 a.m., Sacred Recital. 3.45, Children's Programme. 4.0, Concert with Soloists. 4.30, Time Signal. 7.30, Current Topics. 7.50, Naples Harbour Report. 8.0, Time Signal. 8.2, Concert by the Station Orchestra and Soloists: "Ah per sempre o mio bell' angioiolo," from La Forza del destino (Verdi), duet for Soprano and Tenor, by E. Blandi and G. Ferrero, with Pianoforte accompaniment. 9.0, Sports Results. 9.55, Calendar and Notes on the next day's programmes. 10.0 (approx.), Close Down.

PARIS (Eiffel Tower), Call FL (2,650 metres); 5 kW.—7.56 a.m., Time Signal on 32.5 metres. 9.26 a.m., Time Signal on 2,650 metres. 5.0, Relay of Pachelbel Concert. 7.10 to 7.20, Weather Report and Forecast. 7.30, "Le Journal Parlé par T.S.F." Police Memoirs by Detective Ashebe. 7.56, Time Signal on 32.5 metres. 8.0 to 9.0, Vocal and Instrumental Concert, "Music and Moonlight," The Orchestra, "Invocation à la Nuit" (Charpentier). 10.20, Time Signal on 2,650 metres. 11.15 (approx.), Close Down.

PARIS (Radio LL) (370 and 60 metres); 1 kW.—12.30, Programme arranged by Radio Liberté, General News Bulletin, followed by Instrumental and Vocal Concert. Artists: Charles Serings (Violin); Robert Bergmann (Cello); and Edouard Flament (Pianist). 1.0, Carillon de Fontenay. 3.0, Programme of Dance Music. 9.0, Concert. 10.0, Carillon de Fontenay. 10.15 (approx.), Close Down.

PARIS (Radio Paris), Call CFR (1,750 metres); 6 kW.—8.0 a.m., General News Bulletin and Press Notes. 8.30 a.m., Physical Training by Dr. Diffre. 12.0 Noon, Religious Address. 12.30, News from the Press. 12.45, Concert by the Albert Locatelli Orchestra including Selection by Bilboquet. 4.30, Popular Gramophone Records by "L'Industrie Musicale." In the Interval: Press News. 6.30, Agricultural Notes. 6.45, Gramophone Records. 7.30, Press News. 7.45, The Radio Paris Guignol. 8.30, Concert of the Radio Paris Music Hall. Artists: Madame Fernande Izard and Madame Reine Chanteix; The Orchestra conducted by M. Maurice André. In the Intervals: News from the Evening Papers and Late News Bulletin. 10.30 (approx.), Close Down.

PARIS (Petit Parisien) (340.9 metres); 0.5 kW.—8.45, Gramophone Records. 8.50, Talk. 8.55, News from the Press. 9.0, Vocal and Instrumental Concert.

9.25, General News Bulletin. 9.30, Symphony Concert. 10.0, Late News Bulletin. 10.15, Concert of Orchestral Music. 11.0 (approx.), Close Down.

PARIS (Ecole Supérieure), Call FPTT (458 metres); 0.5 kW.—Programme relayed at intervals by the following stations: Bordeaux PTT (275 metres), Eiffel Tower (2,650 metres), Grenoble (416 metres), Lille (264 metres), Limoges (285 metres), Lyons PTT (480 metres), Marseilles (303 metres), Rennes (280 metres), Toulouse PTT (260 metres).—8.0 a.m., General News Bulletin and Time Signal. 9.25 a.m., International Time Signal and Weather Report. 12.0 Noon, Concert. 1.0, Le Journal de France Economique. 1.30, Concert organised by the General Association of French Wireless Listeners: Selection from "The Magic Flute" by Mozart. 2.30, Relay of Symphony Concert organised by the Paris paper "Le Journal." 4.0, Pachelbel Symphony Concert, relayed from the Champs Elysées. Conductor: M. René Bâton. 6.30, Le Radio Journal de France. 8.15, Sports Talk and Results. 8.30, Orchestral Concert. 10.30 (approx.) Relay of Dance Music from the Coliseum de Paris. 12.0 Midnight (approx.), Close Down.

PITTSBURGH, Call KDKA (63 and 27 metres); 25 kW.—4.0, Sessions Clock Chimes and Church Service. 6.30, Programme of the Whitehouse Coffee Company, relayed from New York. 7.0, "Roxy's Stroll" from WJZ, New York. 9.0, Organ Recital by Dr. Charles Heinrich, Director of Music at the Carnegie Institute. 9.45, Service relayed from the Shady-side Presbyterian Church with Sermon by the Minister, the Rev. Hugh Thomson Kerr. 11.0, Relay of Concert from the William Penn Hotel, Pittsburgh. 11.30, Concert by the Whittall Anglo-Persians from New York. 12.0 Midnight, Sessions Clock Chimes, followed by Service at the Cavalry Episcopal Church at Pittsburgh. Sermon by the Minister, the Rev. E. J. Van Etten. 1.0 a.m. (Monday), Musical Selections relayed from New York. 1.15 a.m., Collier's Radio Hour from New York. 2.15 a.m., Programme by the Utica Jubilee Singers relayed from WJZ, New York. 2.45 a.m., El Tango Romantico relayed from New York. 3.15 a.m., Longine Time. 3.30 a.m., (approx.), Close Down.

POSEN (344.8 metres); 1.5 kW.—9.15 a.m. to 10.45 a.m., Relay of Sacred Service. 11.0 a.m., Time Signal. 11.5 a.m. and 11.30 a.m., Two Agricultural Talks. 2.15, Relay of Symphony Concert from Warsaw. 4.20, Talk. 4.45, Talk. 7.0, Talk. 7.30, Vocal and Instrumental Concert: Soprano and Tenor Duet from Rigoletto (Verdi); sung by Maria Gasiorowska and Ladislav Sowiński. 8.30, Recital of Music. 9.0, Time Signal. 9.5, General News Bulletin. 9.20, Dancing Lesson by Mr. Starski. 9.40, Dance Music relayed from the Carlton Restaurant. 11.0 (approx.), Close Down.

PRAGUE (348.9 metres); 5 kW.—8.0 a.m., Recital of Sacred Music relayed from Brünn. 9.0 a.m., Agricultural Talk. 9.30 a.m., Agricultural Report. 10.0 a.m., Concert. 12.5, Industrial Talk. 12.30, Talk on a Social Topic. 3.30, Concert of Orchestral Music. 4.30, Transmission for Workers. 5.0, Programme for German Listeners, News Notes and Concert. 5.30, Sports Talk by Mr. Lauffer. 6.0, Orchestral Concert of Popular Selections. 6.45, Talk. 7.0, Concert. 8.0 Concert. 9.0, Time Signal and Late News Bulletin. 9.15, Theatre News. 9.20, Dance Music by the Orchestra at the Hotel Sramota. 10.30 (approx.), Close Down.

RIGA (526.3 metres); 4 kW.—8.0 a.m., Relay of Sacred Service in German. 9.15 a.m., Sacred Service (in Latvian), relayed from the Mara Church. 12.0 Noon Stories and Musical Items for Children. 3.0, Concert by the Station Orchestra, conducted by Arved Parups. 4.0 to 5.30, Four Talks. 6.0 Popular Concert. 8.0, Weather Report. 8.30, Concert relayed from the Café de l'Opera. 10.0 (approx.), Close Down.

ROME, Call 1RO (447.8 metres); 3 kW.—8.30 a.m., Opening Signal, followed by German Lesson. 9.0 a.m., Recital of Vocal and Instrumental Music. 9.45 a.m., to 12.0 Noon, No Transmission. 12.0 Noon, Opening Signal. 12.5 to 1.0, Concert by the Wireless Trio. 1.0 to 4.0, No Transmission. 4.0, Opening Signal. 4.5 to 5.30, Popular Concert. 7.10, Talk on Agriculture. 7.15, Sports Notes and News from the Stefani Agency. 7.29, Time Signal. 7.31, Talk. 7.45, Concert by the Grand Symphony Orchestra:

The Orchestra, March from "The Damnation of Faust" (Berlioz). Talk in the interval. 9.50, Late News Bulletin. 10.0 (approx.), Close Down.

SCHENECTADY, Call 2XAD and 2XAF (21.96 and 31.4 metres); 30 kW.—4.0, Relay of Church Service. 8.30, Organ Recital by Elmer A. Tidmarsh, relayed from the Union College Memorial Chapel at Schenectady, N.Y. 8.0, Talk for Men by Dr. S. Parkes Cadman, relayed from New York. 10.30, Arcadie Birkenhols in Violin Selections, relayed from New York. 11.0, Programme by the Stetson Parade, relayed from Boston, Mass. 11.30, The Acousticon Programme from New York. 12.0 Midnight, The Old Company's Programme with Songs by Reinald Werrenrath (Baritone), relayed from New York. 12.30 a.m. (Monday), Relay from the Capitol Theatre, New York. 2.0 a.m., David Lawrence: Talk on "Our Government," relayed from Washington, D.C. 2.15 a.m., Atwater Kent Hour, relayed from New York. 3.15 a.m., Correct Time. 3.17 a.m., Performance of the National Light Opera Company from New York. 4.15 a.m., Experimental Transmission of Television Signals. 4.30 a.m. (approx.), Close Down.

STAMBOUL (1,200 metres); 5 kW.—3.30, Concert. 4.30, Market Prices. 5.15, Selections of Turkish Music. 7.30, Weather Report and Forecast, followed by Time Signal. 7.40, Talk on the History of Music. 8.0, Concert by the Stamboul Wireless Orchestra. 9.0, Late News Bulletin. 9.30 (approx.), Close Down.

TALLINN (408 metres); 2.2 kW.—7.30 a.m., Relay of Church Service. 12.30, Instrumental Concert. 4.45, Press News. 5.0, Concert: Selection from Cavalleria Rusticana (Mascagni). 5.30, Talk. 6.0, Concert with Soloists. 9.0 (approx.), Close Down.

TOULOUSE (Radiophonie du Midi) (389.6 metres); 8 kW.—12.30, Weather Report and Forecast and Market Prices for Toulouse. 12.45, Vocal and Instrumental Concert. 1.0, Carillon. 1.5, Concert (continued). 1.45, News from "Le Télégramme," "L'Express" and "Le Midi Socialiste." 2.0, Prices of Cereals and Exchange Quotations from Paris and News from the Fourrier Agency. 3.15, News from the Press. 3.30, Concert. 9.0, Carillon. 9.10, Concert arranged by "L'Association des Commerçants Radio-électriciens du Midi": Selections from Manon by Massenet, (a) Je suis encore toute étourdie, (b) Allons, Manon, plus de chimère, 10.15, The North African "Journal sans papier," and Late News Bulletin. 10.30 (approx.), Close Down.

VIENNA (517.2 metres); 15 kW.—Programme relayed by Graz (357.1 metres), Innsbruck (294.1 metres), Klagenfurt (272.7 metres), and Linz (254.2 metres).—9.20 a.m., Morning Recital of Music. 10.0 a.m., Concert by the Vienna Symphony Orchestra and Soloists. 3.0, Orchestral Concert. 7.5, "Brüderlein Fein," Old Viennese Musical Play in One Act, by Julius Wilhelm. Music by Leo Fall. Musical Director: Josef Holzer. 8.30, Concert. 10.15 (approx.), Close Down.

WARSAW (1,111 metres); 10 kW.—9.15 a.m. to 10.45 a.m., Cathedral Morning Service. 10.56 a.m., Time Signal. 11.0 a.m., Relay of Fanfare from Notre Dame at Craoov. 11.5 a.m., Aviation Route Report and Weather Forecast. 11.10 a.m., Warsaw Philharmonic Symphony Concert. 1.0 to 2.0, Three Talks for Farmers. 2.0, Weather Report and Forecast. 2.15, Concert of Symphony Music by the Philharmonic Orchestra. 4.20, Talk. 4.45, Talk on Aviation. 5.0, Orchestral Concert. 6.0, Twenty Minutes' Variety. 6.20, Talk. 6.45, General News Bulletin. 6.56, Time Signal. 7.0, C. Jablonowski, Talk: Divertissements intellectuels. 7.30, Popular Concert by the Polska Radio Orchestra under the direction of J. Ozminski: "L'Arlesienne" Suite No. 1, by Bizet, (a) Prelude, (b) Menuet, (c) Adagietto, (d) Carillon. 9.0, Aviation Report and Weather Report and forecast. 9.5, News from the Polish Telegraph Agency. 9.20, Police and Sports News. 9.30, Relay of Dance Music from the "Oaza" Restaurant. 10.30 (approx.), Close Down.

ZAGREB (309.2 metres); 0.7 kW.—10.0 a.m., Concert of Instrumental Music. 4.0, Popular Dance Music relayed from the Club-Cabaret. 6.45, Radio Talk. 7.0, Programme relayed from the National Theatre, Zagreb: "Die Königin von der Barenburg," Opera in Five Acts. Music by Ljujo Saffranek-Kavic. In the Intervals: News and Announcements and Weather Forecast. 10.0 (approx.), Close Down.

ZÜRICH (588 metres); 1 kW.—10.0 a.m., Relay of Programme from the Capitol Theatre. 11.0 a.m., Weather Report and Forecast. 11.30 a.m., Selections by the Station Orchestra. 3.0, Relay of Concert by the Castellano Orchestra at the Carlton Elite Hotel. 6.30, Time Signal and Weather Report. 6.39, Concert of Chamber Music, Violin Solos by Erwin Gilbert and Cello Solos by Julius Bächli. 7.0, Programme of Music. 9.0, Weather Report, Late News Bulletin and News from the Neue Zürcher Zeitung. 9.30 (approx.) Close Down.

The Theory of the Metal Rectifier

Some Notes on the Properties and Method of Using the Dry Metal Rectifiers.



This article has been contributed by the Engineering Department of the Westinghouse Brake and Saxby Signal Co., who are the originators of dry-metal type of rectifier in this country

MANY references to metal rectifiers have appeared in the technical Press during the past few years, but it is thought that there is still room for some further notes on the subject, accompanied by definite measurements to indicate the performance which may be expected under given conditions.

Dealing firstly with the theories recently advanced as covering the operation of the metal rectifier, we find that a thermoelectric effect is often put forward as offering a solution. That the rectification is not due to such an effect is proved by the fact that heating the rectifying junction produces an E.M.F. in the wrong direction to account for the rectification that actually takes place. Another theory advanced is that of the well-known electrolytic rectifier, but this theory is untenable in the light of the instantaneous response without lag and lack of chemical change which are two of the outstanding characteristics of the metal rectifier.

It has been suggested that the operation of the metal rectifier is similar to that of a large number of crystal or like detectors in parallel. Those who have investigated the properties of crystal or contact detectors,

consisting of minute contact areas between dissimilar materials, have found that the detection is variable both in direction and magnitude, and research work has shown that in such cases the effect is obtainable at the point of contact of many indifferent contact specimens. In the metal rectifier the rectification takes place at the surface of the metal on which the oxide has been formed, not at a surface to which external connection is made.

Probable Electronic Action.

This great distinction between the contact detectors, so widely used in the early days of the wireless industry, and the true power rectifier cannot be too clearly understood. None of the explanations so far advanced for contact detectors accounts for the performance of the metal rectifier, and this fact led Dr. Grondahl to publish the outlines¹ of an electron theory which agrees in practice with the measured characteristics of the rectifier. For the present it is easiest to think of the metal rectifier as a diode, the cathode of which requires a minute E.M.F. but no heating to cause electron emission, the anode being formed by a layer of material formed on the surface of the cathode.

All rectifiers are analogous to non-return valves, and the fact that they provide a uni-directional current from an alternating source is due entirely to this fact. By suitably arranging two or more of these non-return valves both of the directional impulses of an alternating current cycle can be passed in the same direction to a uni-directional circuit. The bridge connection preferred by the manufacturers of the metal rectifier has the advantage that the voltage applied to the rectifier need be little more than the output voltage required, whereas with the centre-tap connection a secondary of double this voltage is required, only one half of the winding being used for each half-cycle, an inefficient use of the transformer copper.

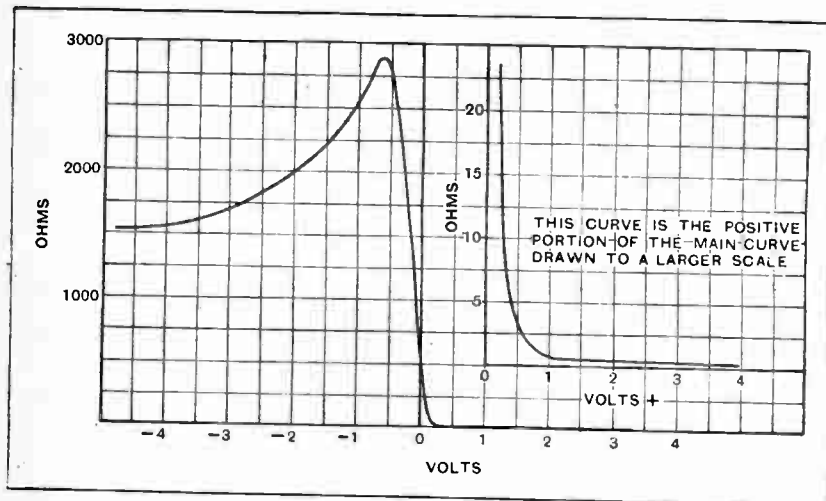


Fig. 1—Typical characteristic curves of the Westinghouse metal rectifier showing the relation between resistance and voltage.

¹ Science. September 24th, 1926.

The Theory of the Metal Rectifier.—

The fact that full-wave bridge-connected metal rectifiers are the commonest in radio work does not mean that the rectifier is not used in the half-wave variety—frequent applications of the “non-return valve” principle to spark arresters, telephony, and telegraphy circuits are made with half-wave units.

It has sometimes been stated that the small reverse current shown in the characteristic curves of single rectifying discs would militate against the use of the rectifier for battery charging, but a little consideration will show that with a bridge-connected rectifier any reverse current can only result in an increase in A.C. input for a given D.C. output, but, assuming that the supply has failed, the battery E.M.F. would be applied in the reverse direction to two arms of the bridge in series and two such paths in parallel. In practice the rectifier is so proportioned that even under such conditions the discharge that can occur is negligible.

The characteristic curves of a typical rectifier are shown in Figs. 1 and 2. The characteristic curve is not a rigid one; it has been found that certain treatments

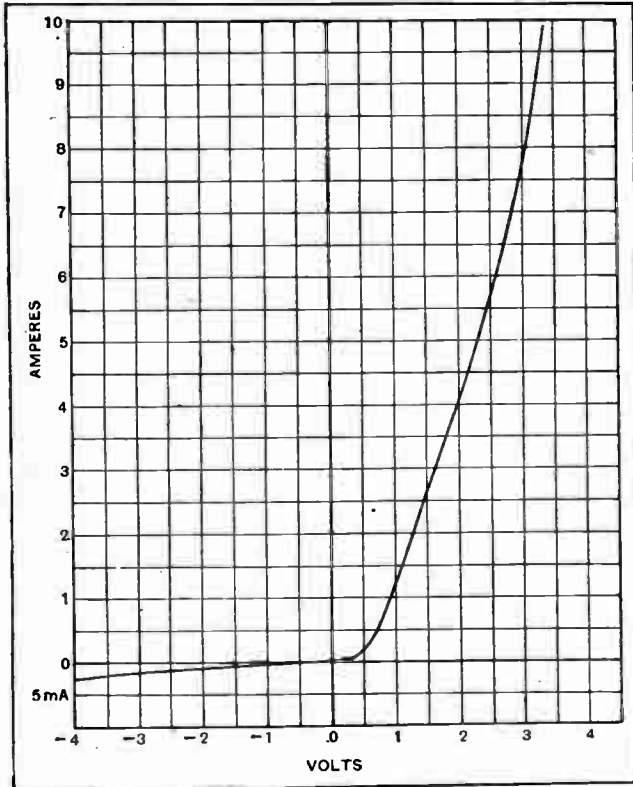


Fig. 2.—Current-voltage characteristics of the metal rectifier.

can be applied which will vary the characteristic widely. This feature enables special rectifiers for instrument work and similar application requiring special performance to be constructed. It will be appreciated that a rectifier required to transpose an appreciable A.C. wattage to the equivalent D.C. wattage should primarily have a negligible internal resistance so that the losses of transposition may not be appreciable. In instrument work the power

to be handled is negligible, and internal resistance is secondary to rectifying ratio; for this reason specially made rectifiers, having a high ratio even with appreciable internal resistance, are preferable for this purpose.

The typical characteristic curves in Figs. 1 and 2 show that there are decided optimum points in both the reverse voltage-resistance and consequently in the volt-

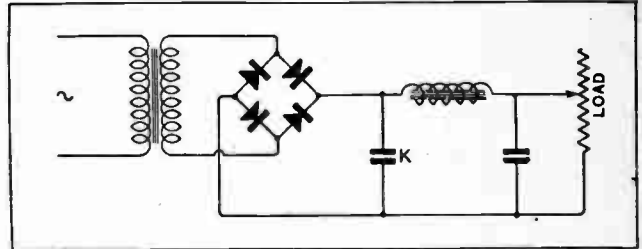


Fig. 3.—A metal rectifier feeding a capacity-inductance filter. The condenser K is charged to the peak value during each half-cycle.

age-rectifying ratio curves, and these optimum points are used in designing rectifiers for special purposes.

In operation the rectifiers are only subjected to a low forward voltage, this voltage being of the value necessary to drive the load current through the units in the low-resistance direction, whereas the voltage at which each unit works and must withstand in the reverse direction is much higher. For this reason static ratio curves are not published here, since they would be misleading.

Effective Cooling Necessary.

Where the optimum point in the reverse voltage-resistance characteristic is not adopted as the design basis, the limitation on reverse voltage becomes the reverse breakdown voltage. This reverse breakdown voltage is itself a variable depending partially on temperatures and mechanical pressures at the rectifying junction. The temperature limit is controlled by the use of cooling fins, oil immersion, or other well-known methods of forced cooling, and the pressure feature by building the rectifier units with spring washers, giving a certain predetermined pressure which is maintained over the whole of the working temperature range. The latter feature accounts for one of the manufacturer's instructions that assembled rectifier units must not have the clamping nuts altered from the factory setting.

In considering the maximum voltage to which rectifiers may be subjected, the circuit being supplied is frequently the governing feature. In Fig. 3 a rectifier is shown feeding a capacity-inductance filter. In such a circuit the condenser K is charged to peak value during each half-cycle; this peak voltage has to be withstood by one arm of the bridge network of the rectifier. As each unit in the rectifier has a limitation on the reverse voltage which it can safely withstand at the maximum working temperature, it follows that this peak voltage will largely govern the number of rectifying units to be used in each arm of the bridge.

The forward resistance-voltage characteristic is largely a matter of area of the unit under consideration, and the question of large area and natural cooling or small area with assisted cooling is largely one for the manufacturer.

The Theory of the Metal Rectifier.—

By paralleling a number of units in each arm of the bridge, the current-carrying capacity of the whole network can be increased to any desired figure. It may be of interest to mention the recent construction of series-parallel units running up to over 1,000 amperes at 12 volts for plating purposes, and of series units up to 80,000 volts for potential purposes.

Enough has been said above on the temperature limitation to indicate that ventilation of housings for metal rectifiers is important. The fact that the larger units have in themselves a considerable mass enables these units to take extraordinary high overloads for short periods of time, these overloads being insufficient to heat the mass of the unit to any serious degree. It is on record that one of the commonest units—that used in many well-known 0.5 amp. 6-volt trickle chargers—has repeatedly rectified 10 amperes for periods of 20 seconds without damage, a performance that few valves could emulate! Such overloads, or, in fact, any load above the manufacturer's rated value, may not cause immediate damage, but will if sustained cause an increase in the forward resistance.

One of the problems in determining what rectifier to

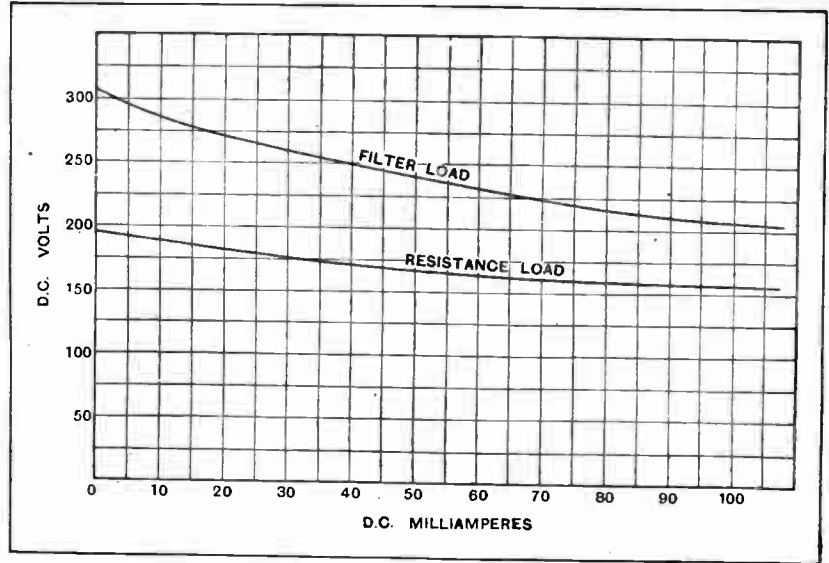




Fig. 4.—Voltage regulation curves for the H.T.1 type of metal rectifier with 250 volts A.C. input. Both filter and resistance loads are shown.

been prepared to show these differences when operating on resistance and filter circuits.


It will be noted from Fig. 4 that when operating on a filter circuit the output voltage is very high at low loads; it is obvious from this that transformers having high open-circuit voltages are undesirable.




Charging a battery at 0.1 amp.



Rectifier on a charging load of 3.0 amps.



Rectifier charging at 1.0 amp.



Rectifier with a non-inductive load.

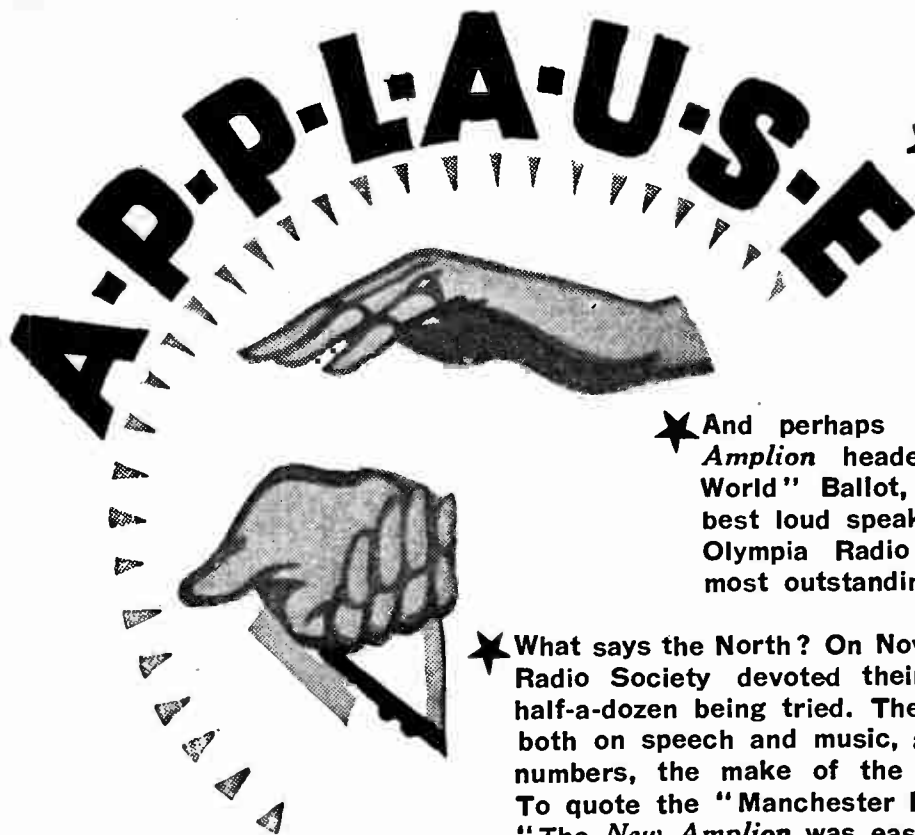
Fig. 5.—Oscillograms of output current.

use to obtain a certain mean direct current from a filter lies in determining what additional current will be taken from the rectifier and dealt with as ripple current by the condenser immediately following the rectifier. To avoid increasing the load on the rectifier unduly, it is the manufacturer's practice to recommend 2 or 4 mfd. condensers only across the output of the rectifier, these values being sufficient for the "H.T.1" type of unit.

As the measured performance of a rectifier will differ with the nature of the load, the curves in Fig. 4 have

A flash lamp bulb rated at 6 volts 100 mA. placed in the A.C. input leads of H.T. units is desirable.

The output wave-form of the rectifier has been carefully studied, and the oscillograms reproduced in Fig. 5 show the wave-form of a typical unit operating on open circuit, and when charging a battery at several loads. The wave-form is singularly free of any indication of lag in action or other complication, facts which are of advantage in applying the rectifier to many uses.



★ You've read that Dr. N. W. McLachlan, D.Sc., M.I.E.E., the well-known authority on loud speakers, claims that "it (the *New Amplion*) reproduces sound better than any loud speaker now on the market."

★ And perhaps you noted that the *New Amplion* headed the recent "Wireless World" Ballot, being voted not only the best loud speaker on view at the recent Olympia Radio Exhibition, but also the most outstanding exhibit of the show.


★ What says the North? On November 28th the Manchester Radio Society devoted their meeting to loud speakers, half-a-dozen being tried. They were switched on in turn both on speech and music, and the members voted by numbers, the make of the speaker not being known. To quote the "Manchester Evening Chronicle." "The *New Amplion* was easily the first in the voting."

★ And now to hear the views of Mr. Ernest Newman, the famous music critic. Writing in the "Sunday Times," of December 2nd, he says: "My wireless set having been supplemented by one of the *New Amplion* loud speakers, I have done a good deal of intensive listening-in this week. Some of the results have been quite astounding; what I have heard has been nearer the real thing than anything that has come my way before."



The *New Amplion* is a fundamentally new speaker that makes wireless more natural . . . vivid . . . human . . . true. Hear it at your dealer's, to-day.

The *New Amplion* Speaker may be obtained in handsome cabinets of Oak or Mahogany. Prices from £9 10s to £42. Chassis only, £6 and £8. *Amplion Standard and Junior Speakers*, 35/- to £5.



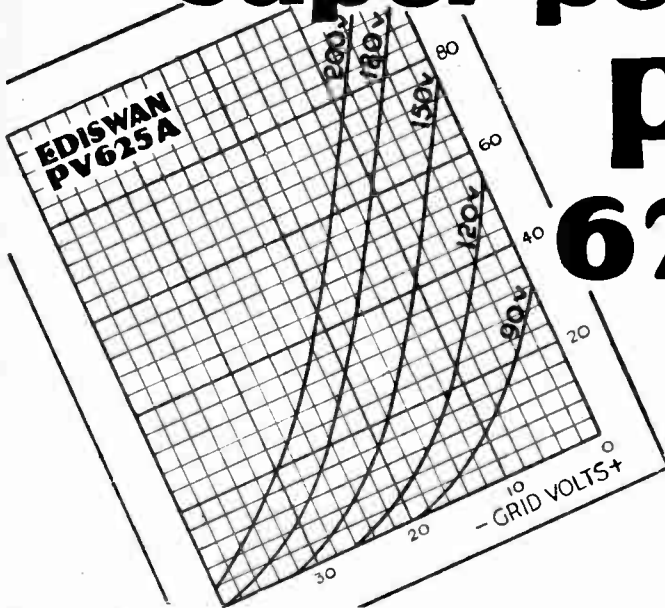
AMPLION



Catalogues from all Radio Dealers or from Graham Amplion Ltd., 25/26, Savile Row, London, W.1. WORKS: SLOUGH

A new **EDISWAN** super' power' valve

P.V. 625A



High quality valves of robust construction employing a nickel filament.

Amplification 4	} @ $V_a=100$ $V_g=0$
Slope 2.5 ma/v Imped. 1600 ohms	
Amplification 4	} @ $V_a=200$ $V_g=0$
Slope 3.6 ma/v Imped. 1100 ohms	

This valve has been specially designed for use with moving coil loudspeakers and will deal with a large anode current. With an anode voltage of 200 it will handle a grid swing of 25-30 volts without distortion. The impedance is of the very low value of 1,100 ohms—with a magnification factor of 4.

2 Volt Pentode Valve 5E225

Filament volts 2.0 Filament current 0.25 amp. Anode volts 150. Priming Grid volts 100-150. Amplification 80. Impedance 66,000 ohms. Slope 1.2 ma/v.

Quantities of these valves are now available. If your dealer is out of stock, he can obtain EDISWAN PENTODE VALVES from our nearest branch office without delay.



THE EDISON SWAN ELECTRIC CO., LTD., 123/5, QUEEN VICTORIA ST., LONDON, E.C.4.

EDISWAN — the 100% British Valve

Mention of "The Wireless World," when writing to advertisers, will ensure prompt attention.

MEGAVOX ELIMINATOR



Full
Constructional
Details.

By W. I. G. PAGE, B.Sc.

Data for the Design
of a Universal
H.T. Eliminator.

(Concluded from page 791 of last week's issue.)

IN the first instalment of this article in last week's issue it was shown to be almost impossible to design an H.T. eliminator for A.C. mains capable of fulfilling the needs of various types of multi-valve receiver without a fairly heavy financial expenditure. To conform to regulations and to assure absence of hum, motor boating, and distortion demand a multiplicity of chokes, resistances and condensers which have been tested at high voltages. The theory concerning the isolation of each anode circuit, together with the necessity of series feeds to all but those valves which have exceedingly small currents, has been dealt with at some length, and it is now necessary to give constructional details of the eliminator as specifically designed for the *Megavox-Three*.

In calculating the values of the various resistances which perform the dual function of dropping volts and smoothing out ripple, it should be pointed out that the D.C. resistance of the chokes, amounting to a few hundreds of ohms, need not be taken into account. Examining Fig. 6, and taking first the pentode (H.T. +4) feed at 150 volts H.T. and 7.5 volts bias, the current is 21 mA. (see Fig. 2). The drop from 265 volts (as shown in the regulation curve, Fig. 4) to 150 is 115, which, when divided by 0.021 amperes (21 mA. expressed as amperes), gives the value of R_1 as 5,500 ohms approximately. The nearest com-

mercial size is 5,000 ohms, and this value is used. The condenser C_1 may have to withstand nearly the full surge voltage, and should be of the type tested at 1,000 volts.

Working Out Resistance Values.

As regards the *Megavox* detector feed (HT+3), reference must be made to p. 725 of November 28th issue, where the equivalent circuit is shown in Fig. 2 (b) and the method of calculating the resistance values is given in the text. The potentiometer shunted across 265 volts should pass considerably more current than that taken by the valve when working under leaky grid conditions; a total value of 50,000 ohms has been considered satisfactory (passing between 5 and 6 mA.). The

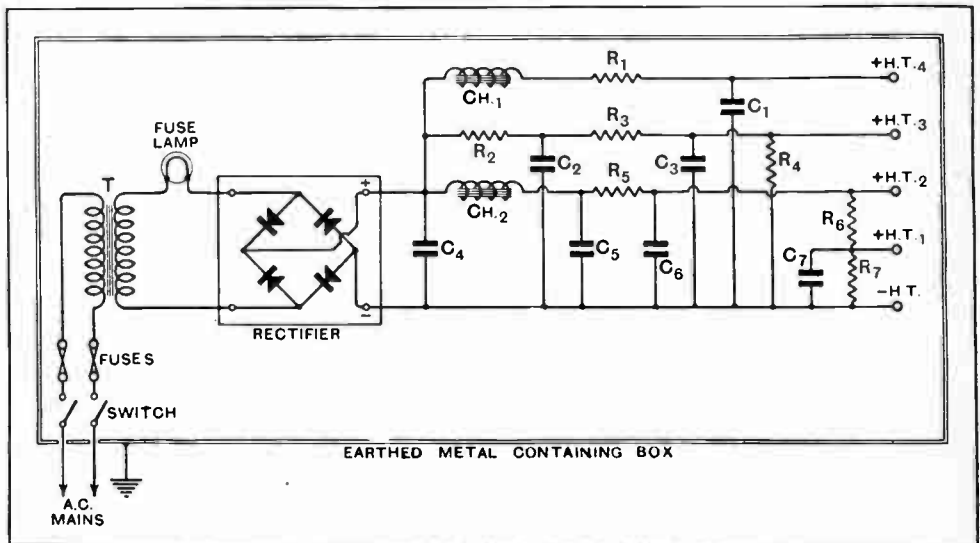


Fig. 6. — The *Megavox-Three* eliminator circuit. CH₁, 20 henrys; CH₂, 32 henrys; R₁, 5,000 ohms; R₂, R₃, 10,000 ohms; R₄, 30,000 ohms; R₅, R₆, 20,000 ohms; R₇, 30,000 ohms; C₁, C₅, 2 mfd. condensers, 1,000-volt test; C₁, two 2 mfd. condensers in parallel, 1,000-volt test; C₂, C₃, C₆, C₇, 2 mfd. condensers, 500-volt test.

Megavox Eliminator.—

series limb of 20,000 ohms has been divided into two resistances of 10,000 ohms each to assist in smoothing, whilst the second limb, R_1 , has a value of 30,000 ohms. Examining Fig. 2 (b) in the article already referred to, and substituting the present values, it will be seen that when the switch in the receiver is thrown over to leaky grid the applied voltage is 65, and under anode-bend

H.F. anode current 1.9 mA., and the R_6 , R_7 potentiometer current 3 mA., giving a total of 5.4 mA., the value of R_5 is obtained by dividing the difference between 265 and 150=115 by 0.0054, which comes to about 20,000 ohms. The condenser C_5 has to withstand the full surge voltage, and should be of the 1,000-volt test variety; C_4 must also be of this type, and consists of two 2-mfd. condensers in parallel. The condensers C_2 , C_3 , C_6 , and

C_7 , being connected on the receiver side of resistances of 10,000 ohms and over, can safely be of the type tested at 500 volts.

Gramophone Pick-up.

If the *Megavox-Three* receiver has been modified for use with a gramophone pick-up, as described on page 622 of October 31st, 1928, issue, the resistances R_4 , R_6 , and R_7 can be removed from their clips, and R_2 and R_3 replaced by resistances of 5,000 ohms each; if these, however, do not provide sufficient smoothing a choke of 32 henrys could be interposed between the common positive lead of the rectifier and R_2 . The general layout of the components can easily be seen from the photographs and from Figs. 7 and 8. The fuse lamp in the Burndey resistor holder is mounted on the top of a piece of half-inch wooden dowelling $3\frac{1}{2}$ in. long, so as to be visible through one of the ventilation holes in the side of the safety box. The lamp will glow while the receiver is being operated, and will carry the momentary surge voltage without detriment.

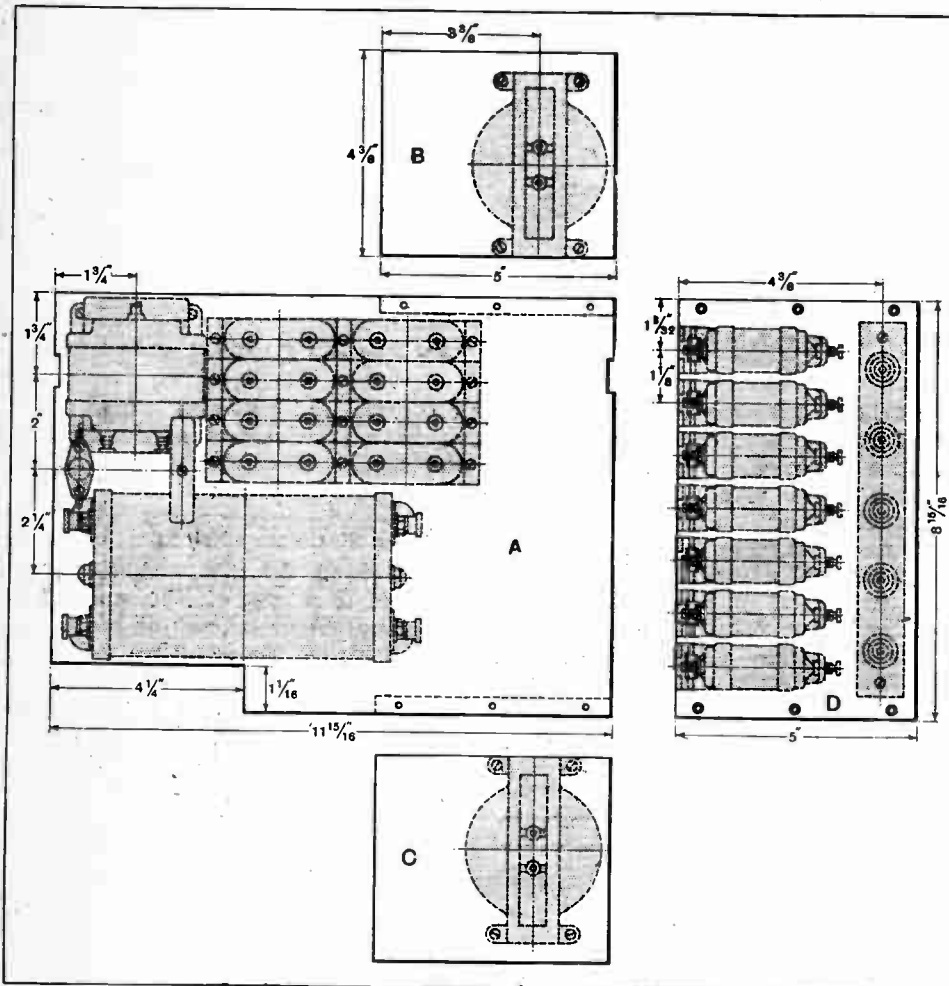
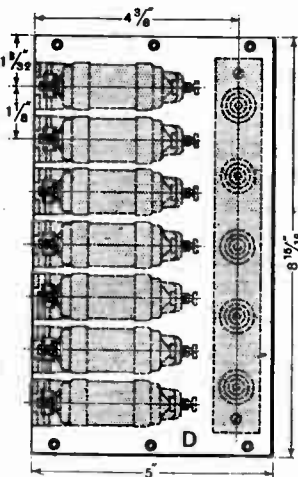


Fig. 7.—The baseboard layout A. The superstructure D is held up by the two vertical boards B and C, to which the chokes are attached.

conditions the voltage is about 140, which, although a little high, is not excessive. The triple potentiometer R_5 , R_6 , R_7 , feeding the plate and the screen of the screened grid valve has now to be considered.

Assuming that R_5 will have to be of such a value that the voltage at H.T. + 2 is 150, it is evident that R_6 , R_7 , is shunted across 150 volts. A convenient total current is 3 mA., which will pass with 50,000 ohms; if the limbs are made 20,000 and 30,000 ohms respectively and the voltage at H.T. + 1 is worked out in accordance with Fig. 2 (a) in the article entitled "Dropping Volts" it will be found to be 83, which is a satisfactory screen potential.

Knowing the screen current to be about 0.5 mA., the

chassis clear of the safety box an ebonite rod $4\frac{1}{2}$ in. long terminating with a cross piece is attached to the baseboard. The ebonite terminal strip with shrouded, labelled terminals is raised from the top wooden platform by two pieces of ebonite tube. For rapid change of resistances to suit new conditions, the resistance holders have been labelled with numbers which correspond to those in Fig. 6. These numbers can be cut out of an old calendar and attached by means of Chatterton's compound. Readers are not advised to depart substantially from the general layout, for there is a reason for the position of every component; the transformer and rectifier, for example, must be close together and as far away from the output end as pos-

Megavox Eliminator.—


sible. There should be no superstructure above the rectifier which might prevent efficient ventilation. It is advantageous to mount the metal-cased condensers touching each other in two banks of four, whilst the chokes should be as far apart as possible from one another and away from the input end. It is possible for a choke, in spite of metal-shrouding, to have an external field. The logical place for the interchangeable resistances is on a platform near the lid of the box, so that access to them is easy.

The A.C. input through the 3-member flexible cable to the switch in the safety box is best derived from a wall plug, as it is generally easier to arrange an earth point at this position than at a lamp-holder. The five output leads from the eliminator are brought through two holes in the side of the box, and are terminated with insulated spade ends and ivorine tags labelled to correspond with the terminals on the *Megavox* receiver as modified in Fig. 2. The eliminator should be operated about 18 in. away from the receiver, for, although the former has an earthed metal case, there may be a small stray field.

As this article will conclude with a *résumé* of the considerations necessary when designing an H.T. eliminator with metal rectifier for almost any multi-valve set, it is important to examine the question of the arrangement of H.T. terminals on receivers in general, for where the anodes of a number of valves have a common feed (without the use of decoupling resistances) it may be found extremely difficult to avoid back-coupling and hum when an eliminator is used. It would seem desirable when designing a set which is destined to be used with either H.T. batteries or mains equipment to provide some of the resistances and by-pass condensers in the receiver, as by this means, on the one hand, there would only be one positive connection to the H.T. battery, and distortion due to its internal resistance would be prevented; while, on the other hand, the eliminator would need to have much less elaborate smoothing equipment, and could be connected to the receiver, which would not have to be modified in layout or wiring. Fig. 9 exemplifies such a suggestion, and, while its advantages will be appreciated, it must be admitted

that it incurs an additional expenditure when the receiver is being built. The four H.T. terminals would be short-circuited for battery supply, and the lead XYZ removed for mains operation. The skeleton set shown is a popular combination of screened-grid valve transformer-coupled to an anode-bend detector directly coupled to an L.F. transformer, which, in turn, is connected to a single L.F. power valve. If with H.T. batteries R_{15} and R_{12} are not required, dummy short-circuiting bars obtainable commercially can be inserted in the holders.

A D.C. eliminator for the *Megavox-Three* will be described shortly, having a filter circuit similar to that



View of the chassis showing the disposition of the chokes and the interchangeable resistances.

in the A.C. unit. The receiver will require slight modification for the case where the mains have a positive earth.

To return to the A.C. eliminator, the following summary may be found useful when designing such a unit for any three- or four-valve set, the requirements of which are not more than 100 mA. at 200 volts. It is assumed that the present layout will be followed in detail as regards the relative position of chokes, resistances, condensers, fuse lamp, etc., and that the same transformer-rectifier combination will be used. It should be pointed out here that the regulation curve for the transformer alone shows a drop of only eight volts R.M.S. between no load and a load of 100 mA. R.M.S.,

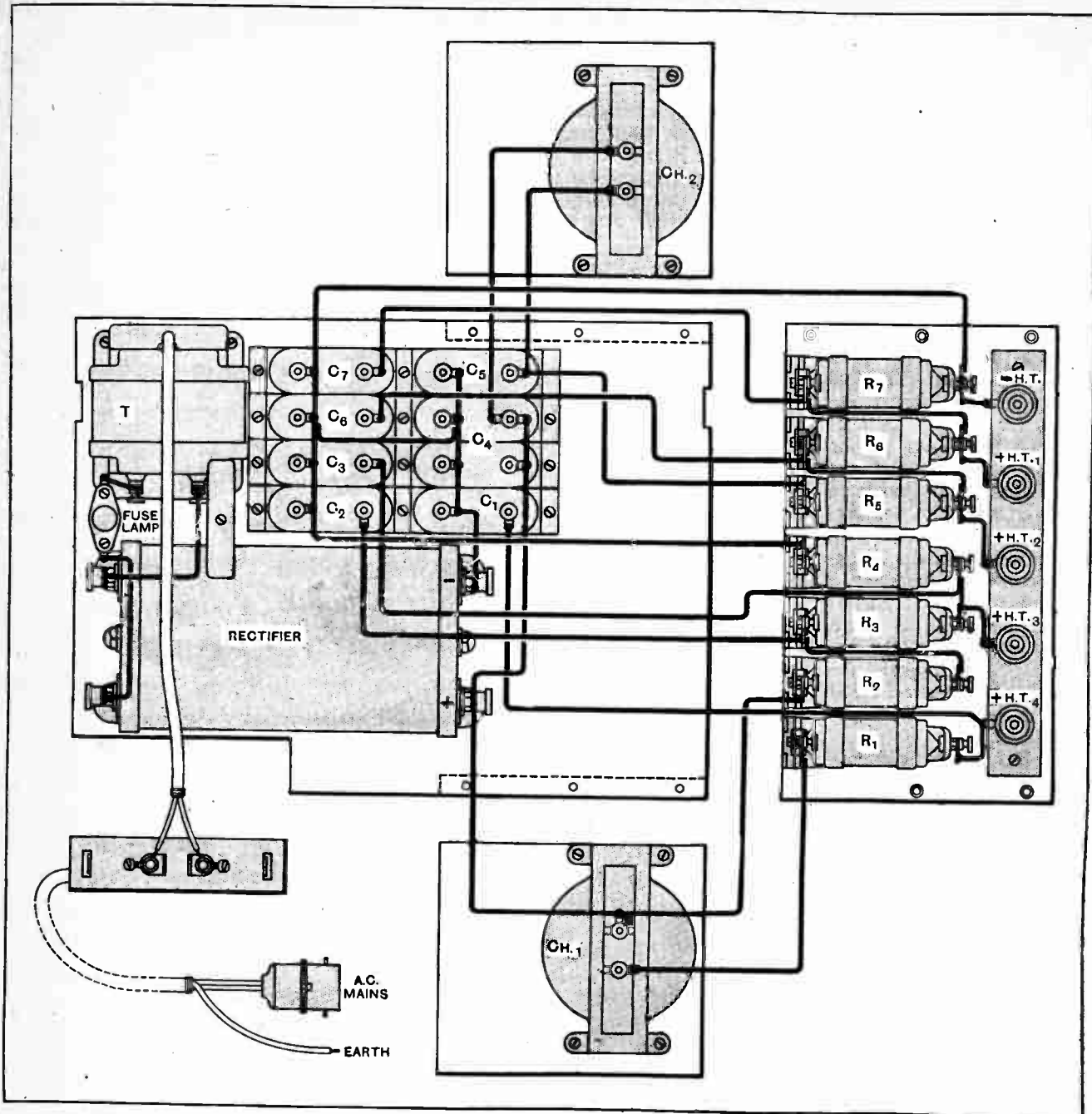


Fig. 8.—The general wiring diagram. It may be more convenient to derive the A.C. input from a wall plug as explained in the text.

which is a very creditable performance. That the regulation curve given in Fig. 4 for the smoothed D.C. output of the rectifier has a greater percentage drop than this is due to the inevitable effective resistance of the rectifier, which, however, is small when compared with other rectifiers. The transformer cannot be supplied for mains with a frequency of 25 cycles.

Summary.

CHOKES should be chosen with a specified inductance which is effective under the D.C. load conditions.

Even with metal shrouding there may be a small external field necessitating the mounting of two chokes at a short distance from one another and, if possible, with their axes at right angles. The D.C. resistance of a choke need not be taken into account if it is low compared with that of the voltage-dropping resistances used in the same lead.

CONDENSERS to be used in an eliminator should have low internal resistance, otherwise a potential difference may be set up, resulting in back-coupling. To withstand surge voltages all condensers connected

Megavox Eliminator.—

directly across the output of the rectifier, or only separated from it by a choke, should have been tested at 1,000 volts. If a condenser is connected to the rectifier by 10,000 ohms or over, a voltage test of about 500 is adequate.

RESISTANCES, while having the required current-carrying capacity, must also be capable of dissipating the *watts* without heating up. Resistances are used in an eliminator, not only to drop volts but also to assist in smoothing out ripple, so that where, for instance, a resistance of 40,000 ohms is required to break down a certain voltage it may be advantageous to use two 20,000-ohm resistances in series and connect a by-pass condenser to the junction point (e.g., R_2 and R_3).

SINGLE SERIES RESISTANCES are used where the current is comparatively large, and where there is no change in the steady D.C. current when signal amplitude is altered. Triode H.F. valves, leaky grid detectors, and all L.F. valves would be fed in this way. In Fig. 10 the lead AB represents the usual feed to an output valve where a choke of low D.C. resistance is necessary. A very suitable output valve when using this eliminator is the PX650, which at 200 volts H.T. will handle 80 volts grid swing. If another L.F. stage were used prior to the output valve two resistances in series would be needed, but no choke. With leaky grid detection the feed CD without R_4 would be satisfactory, and for a neutralised H.F. stage the lead EF without R_6 , R_7 , and C_7 would be used.

POTENTIAL DIVIDERS are necessary for screen current and for the H.T. supply to an anode-bend detector. It

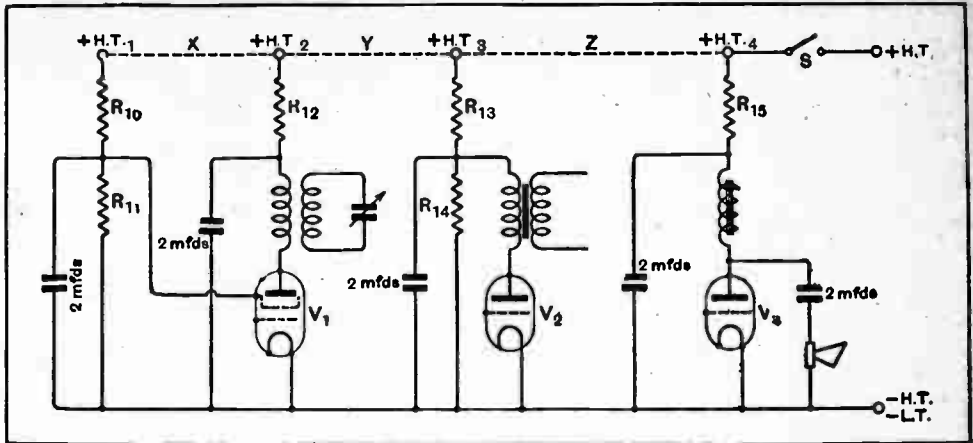


Fig. 9.—Suggested arrangement for the H.T. feed to a multi-valve receiver. The H.T. terminals are short-circuited for battery supply and the lead XYZ is removed for mains operation. A receiver so designed gives a better performance with H.T. batteries and when used with an eliminator the latter would require very simple smoothing equipment.

is also convenient for the sake of economy to feed the plate of a screened-grid valve from a potential divider which is common to the screen. It must be remembered that the greater the current passing through a potentiometer the less the change in voltage on the valve when the current alters, but the less the smoothing by reason of the small values of resistances used; a compromise must thus be struck. In Fig. 10 EF represents a typical feed to the plate and screen of a screened-grid valve, provided that H.F. transformer coupling is used. If tuned anode is employed, a choke would have to be embodied in the lead EF, as in the eliminator for the *Megavox*. CD together with R_4 give adequate smoothing and a steady supply when signals of varying amplitude are applied to an anode-bend detector.

TWO SCREENED-GRID VALVES coupled by H.F. transformers can be fed from one tapping, such as EF, provided that the extra current taken is considered when fixing the values of R_5 , R_6 , and R_7 .

TWO VALVES IN PUSH-PULL can be operated from the lead AB.

THE GENERAL PROCEDURE is to decide on the smoothing arrangement demanded by the receiver circuit, and to work out the H.T. current taken by the set plus the potentiometers (if any). The voltage regulation curve (Fig. 4) will give the input voltage to the filter for the total load, and the resistances which are required to drop the necessary volts can be calculated.

This eliminator is available for inspection by readers at the Editorial Offices of this journal: 116-117, Fleet Street, London, E.C.4.

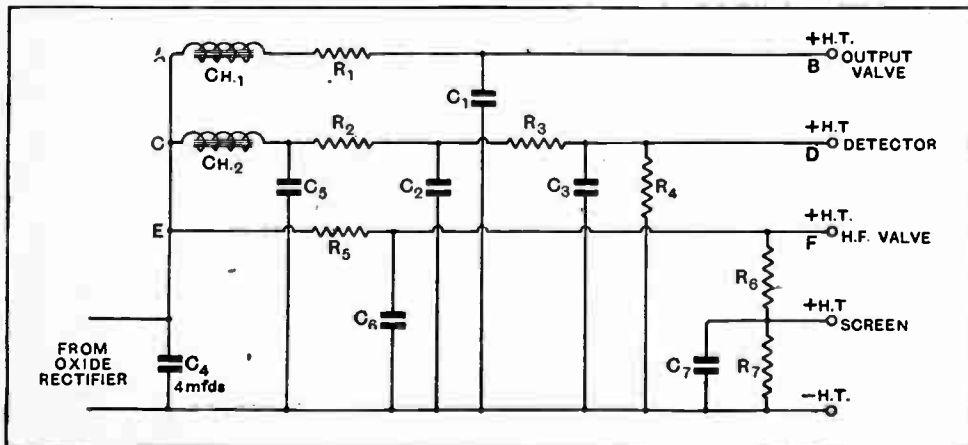



Fig. 10.—A typical smoothing circuit which can be adapted for use with almost any three- or four-valve set not employing tuned anode coupling.

BROADCAST



BREVITIES

By Our Special Correspondent.

Broadcast Drama Developments.—“Research Programmes.”—The Case of the Relays.—On New Year’s Eve.—“24-Hour Time.”—The Savoy Hill Site.—Interrupted Speeches.

Dramatic Changes.

Various important changes are under contemplation at Savoy Hill in connection with the Dramatic Department. For instance, I hear that Val Gielgud, who assists Eric Maschwitz in the production of the B.B.C.’s official organ, is to take over R. E. Jeffrey’s duties, while “R.E.” himself will devote himself to “Research Programmes.”

No Connection with Clapham

These “Research Programmes” have nothing in common with activities of Captain West, who is busy in research programmes of his own. The “Research Programmes” have earned their name, I gather, from the amount of research which goes to their compilation.

Among recent examples of this form of entertainment have been “Love” and “Kaleidoscope,” both by L. de G. Sieveking, produced since he left the Talks Department.

Musical “Scenery.”

There is a growing tendency towards this drama-cum-music-cum-literature form of broadcast in the B.B.C. programmes, and one assumes that here the Corporation is following the demands of listeners. The idea is, partly, to give musical “scenery” to atone for the lack of legitimate stage furniture.

The results are often successful, but several listeners of my acquaintance confess that music, of whatever kind, is always too obtrusive to form a mere background; they cannot give complete attention to the spoken word so long as there is a fragment of a tune in the offing.

A Busy Task.

As dramatic producer for several years, R. E. Jeffrey has prepared more than fifty plays for broadcasting and has himself written six, the most noteworthy of which was “Speed,” produced about six months ago.

In view of forthcoming developments in “Research Programmes,” “R.E.,” as he is familiarly known, is likely to be very busy indeed.

A Deputation from Sheffield.

If the importance of broadcasting in the modern scheme of things required

further emphasis it was surely furnished by the deputation which waited upon Sir John Reith at Savoy Hill a few days ago.

The deputation, which spoke for the citizens of Leeds, consisted of Sir William Hart (Town Clerk), the Deputy Lord Mayor, the Pro-Chancellor of Sheffield University, the Director of

trials all northern broadcasting at Manchester, to the detriment of local talent.

The B.B.C. expresses entire sympathy with local aspirations, but contends that the grouping system is essential in preparation for the Regional Scheme which will, it is hoped, provide a satisfactory alternative service to every listener in the country.

FUTURE FEATURES.

London and Daventry.

DECEMBER 23RD.—“The Messiah,” relayed from York Minster, S.B. from Leeds.

DECEMBER 25TH.—Service relayed from St. George’s Chapel, Windsor.

DECEMBER 27TH.—Programme composed by A. J. Alan.

DECEMBER 28TH.—“Montezuma,” a play by C. A. Lewis.

Daventry Exp. (5GB).

DECEMBER 23RD.—Excerpts from Bach’s “Christmas Oratorio.”

DECEMBER 24TH.—“The Do-Drop Inn,” a comedy by Gladys Joiner.

DECEMBER 25TH.—“Dick Whittington.”

DECEMBER 27TH.—“Montezuma.”

DECEMBER 28TH.—“Out of the Hat,” a Christmas Vaudeville Draw.

Cardiff.

DECEMBER 25TH.—“Upon the Midnight Clear,” a Christmas Evening in a Welsh Village, by Vaughan Thomas.

DECEMBER 26TH.—“Hansel and Gretel,” a fairy opera by Adelheid Wette.

Manchester.

DECEMBER 24TH.—“Scrooge,” adapted from “A Christmas Carol” (Charles Dickens), by J. C. Buckstone.

Newcastle.

DECEMBER 27TH.—“King Midas,” an operetta.

Glasgow.

DECEMBER 25TH.—“No Room at the Inn,” a Christmas Morality Play by David Cleghorn Thomson.

DECEMBER 28TH.—“Oor Ain Fireside,” a Scots Christening.

Aberdeen.

DECEMBER 25TH.—A Scottish Feature Programme.

Belfast.

DECEMBER 24TH.—“Christmas Eve in Ballymucklaghey.”

Education, and representatives of the Chamber of Commerce.

Drawbacks to Group Programme System.

All these gentlemen protested against the new dispensation which would turn 6FL into a mere mouthpiece for the Manchester station. Sheffield, like Liverpool and Hull, is suffering from the group programme system, which cen-

Pertinacity Required.

It looks as if Sheffield and the other affected towns will have to accept the present situation with as good a grace as possible, but all fair-minded listeners will heartily second their efforts to obtain reasonable representation at the microphone. Their best course will be to continue the fusillade at frequent intervals; only their own sturdy efforts will prevent the main station from gradually assuming entire control of the programme material.

Seeing the New Year In.

On New Year’s Eve listeners will hear a star vaudeville programme from 2LO, 5XX, and other stations.

The artists are expected to be the Triv Sisters, Neil Kenyon, Jack Strachey, Madge Kennedy, and Violet Essex. The programme will wind up with reminiscences entitled “Songs we used to sing.” Finally we shall hear Mr. J. C. Stobart’s “Grand Good Night,” which is now a regular event in the annual calendar.

“24-Hour Time.”

If the plea of the Astronomer Royal for the general adoption of “24-hour time” meets with success, one of the first evidences of the new order of things will appear in the broadcast programmes.

Already many of the Continental stations use the 24-hour clock, so long-distance listeners will have no difficulty in accommodating themselves to the new conditions. As for DX enthusiasts, “ack emma” and “pip emma” have long vanished from their vocabulary.

Heartache.

I hear that there is already a certain amount of heartache over the prospect of leaving “the precincts of the Savoy.” In many respects the place is ideal for

broadcasting headquarters. The heavy traffic of the Strand is well out of earshot, and even the Embankment, with its trams and other heavy vehicles, is separated from Savoy Hill by the pleasant Embankment Gardens.

If a portion of the present building were not in the honourable occupation of the Institution of Electrical Engineers the new Broadcasting House would undoubtedly have been built on the Savoy site.

o o o o

A Misconception.

In occupying "Broadcasting House" as ordinary rent-paying tenants, the B.B.C. will be creating no precedent. The present building at Savoy Hill is Crown property, coming under the estate of the Duchy of Lancaster, and the rent paid by the B.B.C. is, it will be noticed, in the annual revenue account.

During recent constructional alterations at Savoy Hill the sudden appearance of the Royal Arms over the main entrance suggested to many people that a final touch was being given to the "official" nature of the B.B.C. As a matter of fact, the Royal Arms merely indicated the ownership of the building and bore no relation to the activities of the tenants!

o o o o

A Prince as Soloist.

At the National Sunday League concert to be broadcast from the Palladium on January 6th, Grieg's Piano Concerto will be played by Prince George Chechevadzi. The new Symphony Orchestra is to be conducted by Dr. Malcolm Sargent.

o o o o

Mr. and Mrs. O. Listener.

On New Year's Eve, Belfast is to broadcast some "Reminiscences of 1928," in which Mr. and Mrs. Ordinary Listener will spend an hour reviving memories of those programmes which have given them the most enjoyment during the past year. Symphony concerts, variety, opera, plays, and running commentaries will pass in ghostly procession as the magic of the microphone evokes their shades.

o o o o

For Older Children.

L. du Garde Peach's fantasy, "The Charcoal Burner's Son," was one of the most successful Children's Hour features of 1928. There have been many demands for a repeat performance, and the B.B.C. proposes to meet them by including the fantasy in the evening programme on January 4th, so that the elder, as well as the younger, children may hear it. The cast will include members of the B.B.C. staff.

o o o o

A Shavian Joke.

I wonder how many talkers other than George Bernard Shaw would have been allowed to tantalise listeners as he did on December 7th? He spoke at the Royal Academy of Dramatic Art for more than an hour, though we may assume that he was aware that the allotted


period for broadcasting was three-quarters of an hour. What happened was that listeners were cut off in the midst of his sins.

o o o o

Interrupted Speeches.

It is surely a debatable point whether the B.B.C. should undertake the broadcasting of speeches which are likely to be interrupted before their conclusion. To listen to a speech without hearing the conclusion is often a pure waste of time.

Not always, of course.



A POPULAR STATION. A striking view of the masts at Hamburg. The station can be heard nightly on 394.7 metres.

The Swing of the Pendulum.

In the days of the old carbon microphone there was no need for Sir Harry Lauder's wet towel device to damp out the accompaniment. The soloist had the field to himself, and if the accompaniment leaked through with any precision it was a sure sign that the singer was (a) prolonging the pauses, (b) getting tired, or (c) suffering from laryngitis.

Pianoforte Accompaniment.

Whereas, in the old days, pianoforte accompaniments in the studio were too soft, they are now too loud, and the result is unpleasant flatness except when the singer is "swamped," as often happens. The result is as unfair to the accompanist as to the singer.

In most outside halls, however, the "stereoscopic" effect is at once evident. The piano is heard as a member of the audience hears it—assertive enough at the right moment, but always subservient to the singer.

o o o o

Sanctity of the Studio

If the B.B.C. wish us to retain a proper respect for the sanctity of the studio they must really give up outside broadcasting, or do something to spoil it. Recent "O.B.s" have been so good as to put many of the studio performances into the shade.

o o o o

A Maeterlinck Play.

On January 3rd Maeterlinck's symbolic play, "The Sightless," will be broadcast from 2LO and 5XX. It will be preceded by explanatory notes.

o o o o

Scottish Group Programmes.

Aberdeen is providing a programme for all Scotland on January 2nd. This is one of the first Scottish "group" programmes which 2BD has put on under the new scheme. The programme includes songs by Lawrence A. Morgan, a Glasgow tenor, violin solos by Alec Nicol, reels and strathspeys played on the mouth organ by Donald Davidson, and selections by the Station Octet. A feature will be the duet arrangements of Scottish songs sung by two well-known Edinburgh singers, Marion Richardson and Dorothy King. There will also be a short Scots comedy sketch by Rae Elrick called "The Finishing Touch."

o o o o

A Distinguished Listener.

The Talks Department are confident that their listeners are growing in numbers and that many eminent people are included among the supporters of the present talks policy.

Sir Maurice Amos, who recently gave a talk on Egypt, was heard by Sir Austen Chamberlain, and on the following day received a telephone message asking if he would call and discuss the subject with the Foreign Secretary.

o o o o

Letters to Talkers.

Many broadcast speakers receive dozens of letters from listeners, and it is only by chance that news of these percolate through to Savoy Hill. Sometimes the B.B.C. only learns of the fact when a speaker, in a subsequent talk, mentions how many letters he had received in regard to his previous effort.

Few letters are forwarded to speakers c/o B.B.C. In most cases, listeners are enthusiastic enough to hunt up the addresses of the talkers and send their letters direct.

USEFUL DATA CHARTS. (NO. 19. STAGE I.)

Diameter of Wire or Strand to give Coil of Minimum H.F. Resistance.

THE theory involved in designing coils of minimum H.F. resistance, whether single or multi-layer, has been given by Butterworth:¹ his results may be expressed as follows:—

- Let L = self-inductance of coil in microhenrys.
- S = a shape factor.²
- D = diameter of coil.
- f = frequency in cycles/sec.
- d = diameter of wire or strand required.
- n = number of strands.
- σ = a number depending on n.

Then for solid wire coils a quantity P^2 can be calculated such that $P^2 = LS^2/D^3$.

A curve is then given connecting f/P^2 and Pd so that Pd can be read off and d revealed.

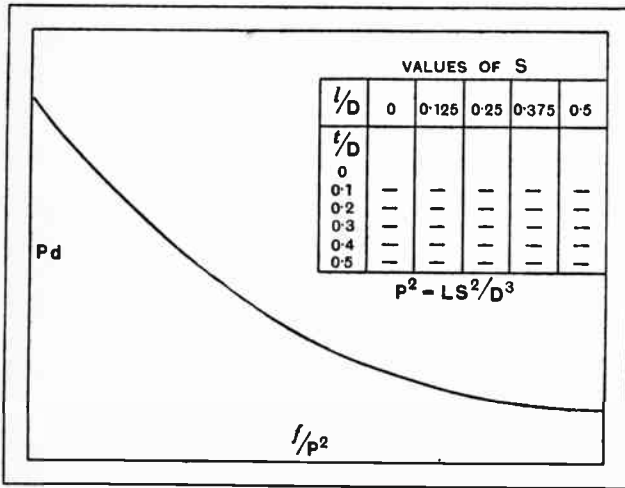


Fig. 1.—Chart by Butterworth giving the best diameter of wire or strand.

When stranded wire is used, P^2 must be replaced by $\sigma + n^2P^2$, and the curve used as before to find Pd and d . d now means the diameter of a single strand.

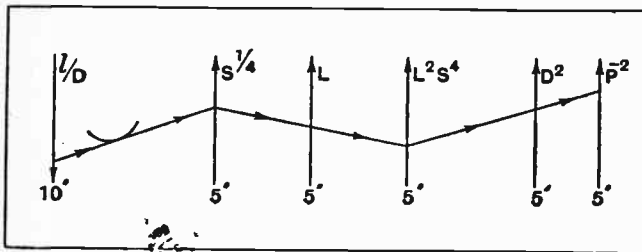


Fig. 2.—The extended abac is here shown; equal scales are used except for l/D , whose scale is immaterial

Butterworth puts D = outside diameter of coil, but for graphical computation it is better to use the mean diameter: the values of S have been re-calculated on this basis and have been extended over a greater range.

¹ The Wireless World, Dec. 8th, 15th, 1926, pp. 754, 811.

² Depending on two quantities: (a) ratio of axial length to diameter of coil; (b) ratio of radial thickness to diameter of coil.

The operations summarised above are carried out in three stages. Stage 1, which accompanies this article gives P^2 for solid wire coils. Stage 2, which will appear as the next useful data chart, will give $\sigma + n^2P^2$ for stranded wire. Stage 3 will finally give d .

Fig. 2 shows the extended abac using equal scale: (except for l/D , whose scale is immaterial): it is easy

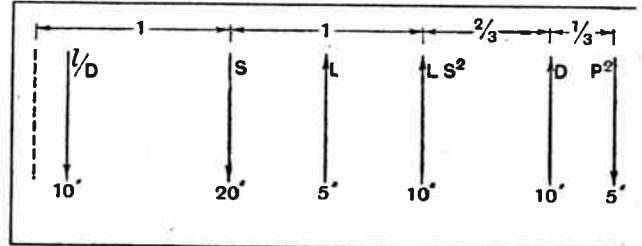


Fig. 3.—Here the scale units have been altered so that S , L and D can be read off directly.

to verify that $P^2 = LS^2/D^3$. Note that D^2 is not mid way between L^2S^4 and $1/P^2$, which position would require a special scale for D^2 . In Fig. 3 the scale units have been altered so that S , L , and D can be read off directly, and Fig. 4 is obtained by folding Fig. 3 in three, using S and LS^2 as hinges. S and LS^2 are no longer required, and disappear into reference lines.

The Shape Factor Curves.

These have been plotted for a single-layer solenoid and for multi-layer coils whose ratio of thickness to mean diameter ranges from zero to unity. In the case of $l/D = 0.05$, $l/D = 0.1$, each curve shows a kink, and the short arm of the curve merges into the curve for $l/D = 0$, and coincides with it for the rest of its course.

A single-layer coil of 200 microhenrys is wound to a length of 2in., and its diameter is 4in. We start at the point $l/D = 0.5$, draw a tangent to the curve

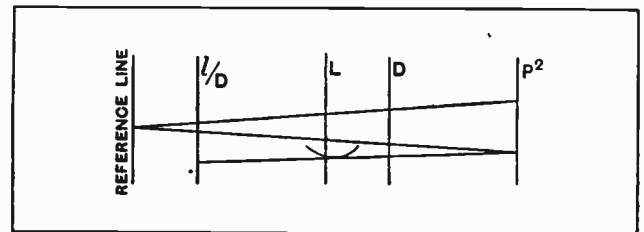


Fig. 4.—This diagram is obtained by folding Fig. 3 in three, using S and LS^2 as hinges.


marked "single layer solenoid," and after passing through L and D we obtain $P^2 = 0.044$.

A multi-layer coil has $L = 20,000$ microhenrys, mean diameter = 10in., length = 10in., thickness = 10in. Hence $l/D = 1.0$. We obtain finally $P^2 = 0.105$.

Stage 2, which will be the next published abac, is only necessary when stranded wire is used. When P^2 has been found by Stage 1 for a solid wire coil, Stage 2 enables us to find the value of $\sigma + n^2P^2$, which replaces P^2 .

R. T. B.


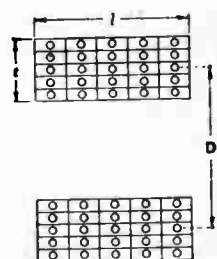
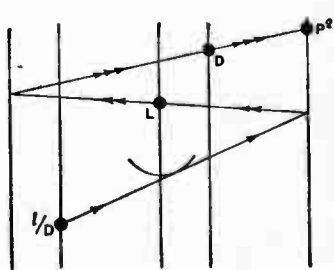
REFERENCE LINE



MEAN DIAMETER OF COIL IN INCHES




SINGLE LAYER SOLENOID
MANY LAYER SOLENOID



DIAMETER OF WIRE TO GIVE COIL OF MINIMUM H.F. RESISTANCE

STAGE 1. DETERMINATION OF P² FOR SOLID WIRE


WIRELESS WORLD LABORATORY TESTS



A Review of Manufacturers' Recent Products.

IGRANIC H.F. CHOKE.

The wire in this choke is wave-wound and the finished coil looks like a miniature edition of a honeycomb plug-in tuning coil. The D.C. resistance is low and the impedance curve indicates that the H.F. resistance is also lower than the



Igranic H.F. choke; D.C. resistance, 239 ohms.

average. The curve approximates more closely to the form of tuning curve to which we are accustomed, more particularly at the base, which is flatter than usual. This means that the choking effect is more evenly distributed over the 200-500 metre band—a property which should tend to give equal reaction over this band if the reaction coil and feed condenser are suitably chosen.

The impedance values at various typical wavelengths are as follow:—

Wavelength (metres).	Impedance (ohms).
200	8,500
500	12,000
1,600	136,000

With 8 micro-mfd. external capacity across the choke the resonant wavelength


is 2,650; in the average receiving circuit the resonance would be higher and it would be safe to assume that self-oscillation due to the choke would not occur below 3,000 metres.

The winding is completely enclosed in a moulded bakelite case provided with terminals and a moulded foot for base-board mounting.

"BULGIN" SAFETY FUSE HOLDER.

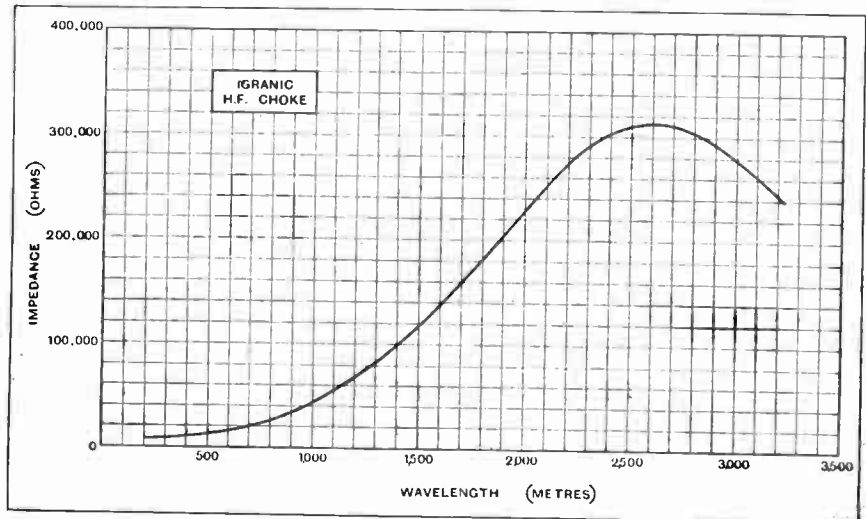
As it is now possible to obtain small bulbs of the "flash lamp" pattern which "blow" at a very low current, the employment of these as safety fuses in H.T. circuits is becoming more general. Hitherto the advantages conferred by fuses of this type were more imaginary than real, unless, of course, the receiver was fitted with a sufficient number of valves. Those who follow the safety-first policy and fit fuses must, at some time or other, have experienced the annoyance of not being

able to lay their hands on a spare lamp when a fuse has satisfactorily performed its special function. Messrs. H. F. Bul-



The Bulgin safety fuse holder. Provision is made for a spare fuse lamp.

gin and Co., foreseeing this difficulty, have produced a fuse lamp carrier, with accommodation for a spare lamp, and if these are always kept loaded it will never



Impedance curve of Igranic H.F. choke; external capacity 8 micro-mfd.


e necessary to endanger the valves by perating the set without adequate safeguards

The price of this useful component is s. 3d.. without fuses, and the maker's address is 9-11, Cursitor Street, Chancery Lane, London, E.C.4.

o o o o

A NEW TWO-RANGE AERIAL TUNER.

Messrs. R.I. and Varley, Ltd., have long specialised in all-wave tuning devices, and the latest addition to their wide range of components is an aperiodic



A two-range tuner, an R.I. and Varley product.

aerial tuner. This consists of a paxolin tube 3½in. in diameter and 5in. long, carrying two coils spaced about 1½in. apart and protected by celluloid strips. Normally the two coils are in series, but a switch is fitted to short-circuit one coil for reception on the medium broadcast wave-band. This is mounted on a moulded bakelite box cover, which protects also the various wires connected to the switch.

The reaction coil is wound on a former of smaller diameter than the outer tube, and can be rotated through 180°. This former is carried on a spindle passing through the centre of the switch arm and terminating in a small, slow-motion dial. The driving knob is fitted on the right-hand side of the dial, and not below as is usual in reduction drives. The object of this is to leave the lower portion free from obstruction to accommodate the arm actuating the wave change switch. The upper portion of the dial cover is cut away, forming a window through which can be seen the graduation on the ivory scale, and to facilitate accurate adjustment a fine hair line has been fitted on the celluloid inset covering the window.

Six terminals are fitted on the large former, two being connected by flexible leads to the reaction winding, one to each outside end of the tuning coils marked "G" and "E" respectively, and the remaining pair go to tappings on the

medium-wave coil. These are marked A1 and A2, and are intended as alternative aerial connections. Used in conjunction with a standard P.M.G. aerial (about 100 ft. of wire) and connected in shunt with a 0.0005 mfd. variable condenser, the medium-wave coil tunes from about 265 metres to 600 metres, and with the loading coil in circuit from 1,200 to 2,000 metres. Although the two ranges do not overlap, the blank portion should not be noticed, as there are so few broadcast stations working between 600 and 1,200 metres.

The tuner is designed for single hole fixing, but a small hole should be drilled in the panel to take the positioning pin protruding to the rear of the dial. The function of this is to hold the dial cover rigid and prevent this rotating when adjusting the reaction coupling. Each carton contains a book of instructions which explains fully the method of mounting the turns and the connections to the various terminals. In addition, some very useful circuit diagrams have been included showing the many uses to which the device can be put. The tuner is a product of Messrs. R.I. and Varley, Ltd., Kingsway House, 103, Kingsway, London, W.C.2, and the price complete is 25s.

o o o o

A NEW PYE TRANSFORMER.

An output transformer designed specially for use in sets fitted with a pentode output valve has been put into production by Messrs. W. G. Pye and Co. The secondary winding has been arranged to suit the average medium impedance loud speakers, and best results will be obtained under these conditions.

The price of this new component is 20s., and the maker's address is "Granta" Works, Montague Road, Cambridge.

o o o o


SMITH'S CABINETS.

The three cabinets reviewed all exhibit very fine workmanship and finish. The receiver cabinet accommodates a panel 26in. x 8in., a baseboard 8in. in depth, and has an ornamental front with an oval shaped opening measuring approximately 12in. x 6½in. across the major and minor

axes. It is fitted with a hinged lid and a removable back. This slides upwards in grooves cut in the sides. Two rectangular-shaped openings have been left

in the back to accommodate terminal strips for aerial, earth and battery leads. The price of the cabinet as illustrated is 32s. 6d.

The two loud speaker cabinets measure 12 x 12 x 8in. and 10 x 10 x 6in. respectively, the former having a circular ornamental grille 10in. in diameter and the smaller 7½in. In both cabinets the apertures are covered with tinsel attached to the inside. These are ideal for the home constructors' use; the larger size, which costs 15s., is suitable for mounting moving-coil type of loud speakers, and the smaller is




Two loud speaker cabinets by S. A. Smith. The larger of the two is suitable for housing a moving coil loud speaker.

perhaps more suitable for the reed-driven cone type. The price of this in mahogany, oak or teak is 10s. 6d. and the makers are Messrs. S. A. Smith, 159, New Kent Road, London, S.E.1.

o o o o

HAY'S RADIO WAX.

This is a compound specially prepared for wireless purposes and is ideally suited for sealing fixed condensers after repair, or to protect exposed metal parts of accumulators or wet batteries against corrosion, due to creeping of the electrolyte. Its melting point is between 125° and 130° F., so that it will not melt or become soft at normal atmospheric temperatures. As it is an excellent substitute for paraffin wax, and, moreover, being black imparts a more workmanlike appearance, the experimenter will find this a very useful addition to the work shop equipment.



Smith's receiver cabinet with ornamental front.

The makers are Hay's Marine Water proof Glue Co., Ltd., 6, Surrey Street, Portsmouth, and the price is—small size tin 6d., 1lb. size 2s., and 7lb. tins 7s. 6d.



The Editor does not hold himself responsible for the opinions of his correspondents.

Correspondence should be addressed to the Editor "The Wireless World," Dorset House, Tudor Street, E.C.4, and must be accompanied by the writer's name and address.

TELEVISION.

Sir,—I overlooked the letter from Mr. E. J. Crampton, which appears to have inspired replies by two correspondents. I am compelled, however, to reply to "D.A.T." and Mr. McDowell in your issue of November 28th. The former says: "The B.B.C. have no axe to grind by their recent ban on television, and are merely acting in the interests of the listener"; the latter almost offers the same argument.

But how do they know that? The B.B.C. have not said *why* they rejected television, and, in view of the methods employed in the turning down of this twentieth-century wonder I take leave to doubt that all the representatives who visited the Baird laboratories were unprejudiced.

After all, what it comes to is this. For reasons best known to themselves, and certainly not to me or the multitude of amateurs who read *The Wireless World*, the B.B.C. granted facilities to wireless pictures which they withheld from television. If the same chances are afforded television as were afforded wireless pictures, and if the same results accrue, then we who support Mr. Baird will have nothing to grumble at. As it is, we certainly feel a definite grievance, and do not propose to accept the B.B.C. decision, with the rather strange air of mystery and suggestion of intrigue which is behind it.

It will be for the world of amateurs, and not the B.B.C., to decide what there is in television. The attitude of *The Wireless World* in the matter is reasonable enough.

S. A. MOSELEY,

26, Charing Cross Road, W.C.2. Television Press, Ltd.

CARDIFF HETERODYNED.

Sir,—Can you use the undoubted influence of your valuable paper to expedite the removal of the awful heterodyning of the Cardiff Station? Every evening from 6 o'clock some station interferes and provides a continual background to Cardiff reception. Then at 8.30 starts such a howling and whistling that it is hardly worth listening to the local broadcast. This latter station is, I believe, Algiers.

The Brussels laboratory published a chart for August showing how the Algiers wavelength has dropped to that of Cardiff.

Letters to the B.B.C. elicit an expression of regret and an assurance that "Everything possible is being done." Surely some remedy could have been found since August?

Your help will be greatly appreciated, and if this letter will only tempt you to use your good offices I shall be very pleased.

Cardiff,

December 5, 1928.

TRANSMISSION QUALITY.

Sir,—Different letters under the above heading appearing in your highly esteemed paper remind me very much of correspondence appearing some years ago in an American magazine under the heading of "Brickbats and bouquets"—with bouquets for the B.B.C. far and few between.

At a distance of nearly 1,000 miles from the Daventry stations I am fully aware of being unable to judge the justness of some of the criticism levelled at the transmission quality of these stations. It is fact, however, that at times 5GB comes through here so well that I doubt whether it could be better received even in the more distant points in England. At such times the quality is so noticeably better than most of the stuff "put on the air" by the rest of the European inferno that I cannot understand anyone suggesting that the B.B.C. could

learn anything from its foreign rivals (from the technical side, anyway!).

Furthermore, I firmly believe that some of the ardent advocates of the elimination of "control" are going to get a bit of a shock when they are actually confronted with the problem of trying to receive in their living rooms a non-controlled piece of orchestral rendition. I got an actual taste of such a transmission not so very long ago from a German station, or, at least assume that it was practically "non-controlled," as the same question is agitating part of the listening public here. The result was that to bring "pp" passages up to audibility the whole volume level had to be brought up to a point where it was simply impossible to stay in the room with the "ff" passages, to say nothing of the fact that a valve of the transmitter class with about 400 v. on the anode had not a chance of handling the input. So the only result of that little experiment, so far as I was concerned, was that I had to do the "controlling" at my end instead of someone else doing it for me at the transmitting end.

With the notable exception of the Kallundborg transmitter and perhaps Warsaw, Vienna and Budapest, I know of no station in my reach that can compare with the British Broadcasting stations in the quality of the transmitted music. If any readers want to hear some real land line distortion I can only suggest to them to tune in on a transmitter such as Königswusterhausen on a broadcast from some distant city, such as Leipzig, when they will hear more humming, buzz and telephone cross-talk in five minutes than the B.B.C. would let loose on its public in a year.

Hence I, for one, am willing to hand the B.B.C. a bouquet in lieu of heaving a brick.

Danzig,

December 3rd, 1928.

F. L. B.

PICTURE BROADCASTING.

Sir,—I am sure that the majority of listeners will agree with Mr. E. J. Crampton's remarks in your issue of November 14th regarding picture broadcasting.

At the moment there is a certain amount of novelty in this new venture, but the B.B.C. will find that it is only of passing interest and that, barring adolescent enthusiasts who only play at science, many people will not consider the advantages, such as they are, worth the extra expense and trouble. And how meagre these advantages are! Who wants pictures that can be obtained, as Mr. Crampton says, for a penny a dozen in the evening papers? There are very few outlying districts with the means for installing and operating a picture-receiving apparatus that are not served by a newspaper service. In addition to this, I believe I am right in saying that, under the process used, the pictures received are by no means permanent.

The receiving of pictures by wireless is comparable to receiving the ordinary programmes on gramophone records when, as is often the case, the matter transmitted is purely of an ethereal nature without any secondary interests attached to it. Admitted that permanent pictures would not be required in the circumstances, but why go to the expense of recording a semi-permanent picture by means of expensive apparatus when television is bound to come and will not be available to listeners who only have the existing picture-receiving apparatus.

Therefore I consider that when the B.B.C. came to the parting of the ways they took the wrong turning. Television

may be a rough and practically untrodden path, but it is the right way for the march of progress; picture broadcasting is a cul-de-sac. Radio developed wonderfully when broadcasting began, so will television. Pictures of news events, crossword puzzles, and the latest fashions are nothing by comparison with the wide field this would open up.

Though I do not for a moment think that television will reach perfection in any of its present forms, I regard the action of the broadcasting authorities in choosing stationary pictures in preference to moving ones as a waste of their time and our money. Whatever system they choose they will have to make radical alterations from time to time, so that, it being just as easy to change over to a different scheme, there are no grounds for hesitation on the score of economy. Let them start at once and consign picture transmissions to the Press, the War Office, and such others as have need of them.

Shortlands, Kent.

H. A. RAMPTON.

Sir,—With reference to Mr. E. J. Crampton's letter of the 14th October, in connection with the broadcasting of still pictures, which, to use his own words, is wasting the money of the B.B.C. subscribers, may I venture to suggest that this is anything but the case.

If Mr. Crampton will allow his mind to return to the early days of broadcasting he will find that a lot of very useful work was done by amateurs towards the betterment of radio receivers and reception, until to-day our receiving sets leave little to be desired.

Now I presume that all those people using still picture receivers are potential experimenters with television and who hope at some future date to reproduce on their screen "the real thing," and I am sure Mr. Crampton will grant me that real, sound experimental work may be, and is, based upon these transmissions. Considering that it is only twenty-five minutes a day, and the only time the amateur may test his ideas in a practical manner, I fail to see any cause for complaint. In conclusion, I am certain that the ordinary "listener in" is not given an inferior programme so that these transmissions may be financed. So why worry?

Rhyl, North Wales.

TREVOR R. LITTLE.

A GRIEVANCE FROM THE NORTH.

Sir,—May I be permitted space in your columns to air the grievances of listeners in the North with regard to the B.B.C.'s services?

In Orkney no British station can be received free from interference. On the 200-600-metre waveband reception is rendered impossible owing to a spark transmitter station at Wick and also ship stations. No consideration seems to be given by these to the power required to communicate with ship and shore stations as per the P.M.G.'s regulations—they simply blaze away full force on all occasions.

Apart from morse interference, however, 5GB is subject to frequent fading, although stations around it remain quite steady; Aberdeen is hopelessly heterodyned by foreign stations; in fact, at times it cannot be distinguished at all in the din.

I have been in communication with the B.B.C. regarding this matter, but they reply that they cannot guarantee a service from any of their main stations beyond thirty miles (5GB 100), with the exception of 5XX. This latter is now at times also hopeless, owing to interference from Lahti, which causes distortion and a loud heterodyne whistle. The German station, Zeesen, also seems prone to wander off its wavelength, as even now, when Daventry's wavelength has been altered, it breaks in at intervals, coming right on top of Daventry and wiping it out. There is also a C.W. morse station which interferes badly at times.

The result is that we have no broadcast service here at all which can be relied on.

Could not some remedy be found? We pay a licence fee of 10s. per annum, and for this we receive chiefly morse and the clamour of Babel.

The B.B.C. promised to alter Aberdeen's wavelength before this winter season set in, but so far nothing has been done except to talk of a new wavelength of 326.1 metres—20 Kcs. nearer the morse waveband than before and also lying between two fairly powerful German stations.

Meantime they are spending their energy and resources on altering and rearranging stations in England where a fairly satisfactory service is at present in existence.

Why should they not take Aberdeen in hand at once and increase its power to, say, 30 kW, and enable it to hold its own amongst the foreigners?

Even if 5XX were free from interference, we should like to have a Scottish programme as an alternative at times, particularly from 8 to 8.30 p.m. on Tuesday evenings.

I think the B.B.C. would be better employed if they would concentrate on ensuring a satisfactory service to the outlying districts instead of entering on the new service of "picture transmission." By the way, who provides the necessary funds for these transmissions?

I have heard the opinion expressed more than once that, until the B.B.C. can give a satisfactory service in the outlying districts, the licence fee for these should be reduced.

St. Margaret's Hope, Orkney.

IAN I. BARCLAY.

CONTROL.

Sir,—With reference to your notes "A Chat with Control," vide page 481, *The Wireless World* of October 3rd, 1928, I was surprised to know that the B.B.C. has not yet endeavoured to remedy the inefficiency arising from "the difficulty that the man at the control can never be sure whether the speaker will be two, three or four feet away from the 'mike,' and matters can only be adjusted when speech begins."

Prior to the formation of the Indian Broadcasting Co. I did a little transmitting for the Bombay Radio Club, when mostly gramophone records were transmitted. I used to classify the records prior to transmission in three groups, the low, medium and high, and during the transmission place them at three specified distances from the "mike" so as to ensure even volume with the lot. I used to shift the "mike" to adjust the required distance from the gramophone. The microphone used was an ordinary Ericsson telephone microphone. If the B.B.C. also resorted to the same strategy in classifying their lecturers previous to the lecture, and allotted them their "respectful" distance from the "mike," the B.B.C. would help their "blind" control half-way.

Bombay.

JOSEPH ALAMS.

IS 5GB STILL EXPERIMENTAL?

Sir,—Surely it is ridiculous for the B.B.C. to insist still that 5GB is only an experimental station, seeing that they have now definitely transferred Nottingham listeners over to Daventry Junior for their regular programmes.

Bristol.

BM/GEL.

A NEW LONDON SHOWROOM.



A PERMANENT WIRELESS SHOW. A corner of the new wireless and electrical showroom of the B.T.H. Company at Crown House, Aldwych, London, W.C.



"The Wireless World" Supplies a Free Service of Technical Information.

The Service is subject to the rules of the Department, which are printed below; these must be strictly enforced, in the interest of readers themselves. A selection of queries of general interest is dealt with below, in some cases at greater length than would be possible in a letter.

Reducing H.F. Amplification.

Will you tell me if there is any simple way of cutting out one of the H.F. stages of the "Kilo-Mag. Four" receiver, the idea being to reduce the sensitivity of the receiver for reception of the less distant stations.

N. H. R.

The first H.F. amplifying valve may be cut out of circuit in a very simple way by joining the aerial through a condenser of about 0.0001 mfd. to the socket which connects to its anode. Of course, provision must be made for breaking its filament circuit when receiving in this way, and precautions must be taken against a short-circuit of the H.T. battery, which would be introduced were the socket allowed to touch the screening case.

o o o o

An Ambitious Project

Will you please let me have a circuit diagram of a "high-power" three-stage amplifier for radio and gramophone amplification?

E. F. J.

The construction of an amplifier of this kind is hardly to be undertaken lightly, and the subject is rather too involved for adequate treatment in a letter; a bare circuit diagram, without information as to valves, components, voltages, etc., is hardly likely to be of much use to you. If you will let us have some indication of your requirements as to output and the H.T. voltage available we can probably help you by giving a reference to a back number.

o o o o

Rebuilding Variable Condensers.

If I remove half the total number of moving plates in my 0.0005 mfd. variable condenser, will its maximum capacity be reduced by this alteration, and will it be less efficient than before?

D. R. P.

A condenser altered in this way will have approximately half its original maximum capacity, and its efficiency should not be impaired. The modification must be carefully executed, however, as the reassembly of a bank of vanes is often rather more difficult than would appear at first sight.

An Impossibility.

For some tone-control experiments which I am carrying out I wish to connect a single-pole stud switch so that any number (up to a total of five) of fixed condensers may be placed in circuit. Will you give me a diagram showing how this may be done?

M. M.

It is not possible to connect an ordinary switch in the manner you desire, although

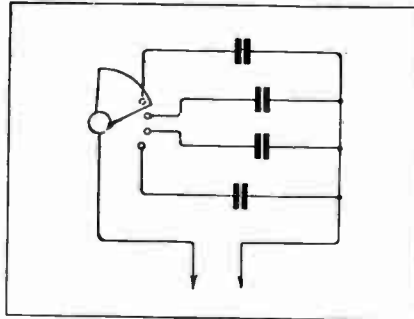


Fig. 1.—A special selector switch for a bank of condensers.

it is, of course, easy to arrange it so that any one of a bank of condensers may be joined in circuit. For your purpose you will require a special switch with a wide

RULES.

(1.) Only one question (which must deal with a single specific point) can be answered. Letters must be concisely worded and headed "Information Department."

(2.) Queries must be written on one side of the paper, and diagrams drawn on a separate sheet. A self-addressed stamped envelope must be enclosed for postal reply.

(3.) Designs or circuit diagrams for complete receivers cannot be given; under present-day conditions justice cannot be done to questions of this kind in the course of a letter.

(4.) Practical wiring plans cannot be supplied or considered.

(5.) Designs for components such as I.F. chokes, power transformers, etc., cannot be supplied.

(6.) Queries arising from the construction or operation of receivers must be confined to constructional sets described in "The Wireless World" or to standard manufacturers' receivers.

Readers desiring information on matters beyond the scope of the Information Department are invited to submit suggestions regarding subjects to be treated in future articles or paragraphs.

blade of springy metal, shaped and mounted in such a way that it will make contact with any desired number of studs. This will be connected in the manner shown in Fig. 1.

o o o o

Momentary Oscillation.

My H.F.-Det.-I.F. set works satisfactorily, but I notice a curious effect on first switching-on; the H.F. valve seems to oscillate for about a second, but this oscillation quickly dies out. The circuit is conventional, and H.T. is obtained from the D.C. mains through an eliminator, a common voltage of about 120 being applied to the three valves. Can you explain this effect?

P. L. F.

It seems likely that on switching on the set the H.T. voltage applied to your valve is considerably in excess of normal value. This may be due to the fact that the smoothing condensers in the eliminator are charged up to the full voltage of the mains, and are not immediately discharged, as very possibly the filament of the output valve does not give its full emission as quickly after switching on as does that of the H.F. valve. Moreover, apart from the question of a condenser charge, there is likely to be a considerable rise in eliminator voltage when the full output is not being taken, as will be the case if the H.F. filament heats more quickly than the others.

Assuming this explanation to be so far correct, it is quite conceivable that the H.F. valve will oscillate with an excess H.T. voltage, particularly if you adopt the very usual expedient of operating it in a slightly denaturalised condition, in order to obtain maximum sensitivity.

o o o o

The Megavox.

Will it be in order to use a suitably designed output transformer in the "Megavox Three" instead of the choke filter output arrangement which was included in the original design?

J. C. S.

Yes, this modification is quite permissible; you must choose a transformer specially designed for a pentode, and having a secondary approximately matched to your loud speaker windings.

MAZDA

THE NICKEL FILAMENT

VALVES



**MADE IN ENGLAND.
ALL BRITISH LABOUR**



Made at the same factory as the Mazda Lamp..... the Mazda Valve has the same wonderful organisation behind it.

Mazda Valves are the world's latest and best.

The British Thomson-Houston Co. Ltd.

5121

PERTRIX

IT'S PERFORMANCE THAT COUNTS!

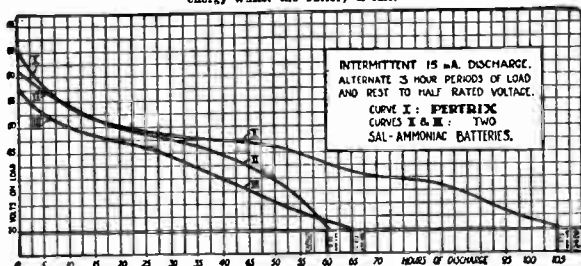
THE CURVE BELOW GIVES A COMPARISON BETWEEN TWO ORDINARY SAL-AMMONIAC BATTERIES AND A PERTRIX PATENT LONG LIFE DRY BATTERY.

The much better result given by the PERTRIX is due to the elimination of loss of energy whilst the battery is idle.

THE PERTRIX IS A NEW BATTERY EMPLOYING NEW PRINCIPLES

60 VOLT : 8

3 VOLT : 1/8



INTERMITTENT 15 mA DISCHARGE. ALTERNATE 3 HOUR PERIODS OF LOAD AND REST TO HALF RATED VOLTAGE.
CURVE X : PERTRIX
CURVES I & II : TWO SAL-AMMONIAC BATTERIES.

120 VOLT : 15/8

—AND SETTING A NEW STANDARD IN DRY BATTERY PERFORMANCE.

100 VOLT : 13/-

WRITE FOR LIST "P.J." GIVING FULL DETAILS. FREE ON REQUEST

from
A.F.A. ACCUMULATOR LTD.
123, TOTTENHAM COURT ROAD,
LONDON, W.1.

MISCELLANEOUS ADVERTISEMENTS.

NOTICES.

THE CHARGE FOR ADVERTISEMENTS in these columns is:

12 words or less, 1/- and 1d. for every additional word, e.g., 18 words, 1/6; 24 words, 2/-.

Name and address must be counted.

SERIES DISCOUNTS are allowed to Trade Advertisers as follows on orders for consecutive insertions, provided a contract is placed in advance, and in the absence of fresh instructions the entire "copy" is repeated from the previous issue: 13 consecutive insertions 5%; 26 consecutive, 10%; 52 consecutive, 15%.

ADVERTISEMENTS for these columns are accepted up to **FIRST POST ON THURSDAY MORNING** (previous to date of issue) at the Head Offices of "The Wireless World," Dorset House, Tudor Street, London, E.C.4, or on **WEDNESDAY MORNING** at the Branch Offices, 19, Hertford Street, Coventry; Guildhall Buildings, Navigation Street, Birmingham; 290, Deansgate, Manchester.

Advertisements that arrive too late for a particular issue will automatically be inserted in the following issue unless accompanied by instructions to the contrary. All advertisements in this section must be strictly prepaid.

Postal Orders and Cheques sent in payment for advertisements should be made payable to **ILIFFE & SONS Ltd. and crossed & Co.** Notes being untraceable if lost in transit, should not be sent as remittances.

All letters relating to advertisements should quote the number which is printed at the end of each advertisement, and the date of the issue in which it appeared.

The proprietors are not responsible for clerical or printers' errors, although every care is taken to avoid mistakes.

NUMBERED ADDRESSES.

For the convenience of private advertisers, letters may be addressed to numbers at "The Wireless World" Office. When this is desired, the sum of 6d. to defray the cost of registration and to cover postage on replies must be added to the advertisement charge, which must include the words Box 000, c/o "The Wireless World." Only the number will appear in the advertisement. All replies should be addressed No. 000, c/o "The Wireless World," Dorset House, Tudor Street, London, E.C.4. Readers who reply to Box No. advertisements are warned against sending remittance through the post except in registered envelopes; in all such cases the use of the Deposit System is recommended, and the envelopes should be clearly marked "Deposit Department."

DEPOSIT SYSTEM.

Readers who hesitate to send money to unknown persons may deal in perfect safety by availing themselves of our Deposit System. If the money be deposited with "The Wireless World," both parties are advised of its receipt.

The time allowed for decision is three days, during which time, if the buyer decides not to retain the goods, they must be returned to the sender. If a sale is effected we remit the amount to the seller, but, if not, we return the amount to the depositor. Carriage is paid by the buyer, but in the event of no sale, and subject to there being no different arrangement between buyer and seller, each pays carriage one way. The seller takes the risk of loss or damage in transit, for which we take no responsibility. For all transactions up to £10, a deposit fee of 1/- is charged, on transactions over £10 and under £50, the fee is 2/6; over £50, 5/-. All deposit matters are dealt with at Dorset House, Tudor Street, London, E.C.4, and cheques and money orders should be made payable to Iliffe & Sons Limited.

THE SALE OF HOME-CONSTRUCTED UNLICENSED APPARATUS.

A Service to our Readers.

We have made an arrangement with the Patentees whereby readers who wish to dispose of a home-constructed receiver not licensed under the patents made use of, can license the set by means of the Deposit System referred to above.

The person desiring to sell, in sending us particulars for his advertisement, will in every case make use of a Box No. and should add to the price which he requires the amount of royalty customarily paid by manufacturers.

If the purchaser is satisfied with his purchase, the sum realised will be forwarded to the seller, less the amount due in respect of royalties, which amount will be paid by "The Wireless World" to the owners of the patents concerned, and a certificate will be handed on to the purchaser of the set.

SPECIAL NOTE.

Readers who reply to advertisements and receive no answer to their enquiries are requested to regard the silence as an indication that the goods advertised have already been disposed of. Advertisers often receive so many enquiries that it is quite impossible to reply to each one by post.

QUALITONE PRODUCTS

ALL WIRELESS WORLD COILS.

"EUROPA III"

COILS 22/- Set. SCREEN 5/-.

"MEGAVOX"

B.B.C. 16/- 5XX 10/6. BASE 1/6. SCREEN 5/-.

600-ohm resistance 1/d.

B&J. Wireless Co

2, Athelstane Mews, N.4. Mountview 1695.

YOUR BIG CHANCE!

GOVERNMENT SALE OF NEW ELECTRICAL SURPLUS.
\$10,000 WORTH OF BARGAINS!

The HUGE Sale of Radio and Electrical Goods enables us to offer you the opportunity of a lifetime.

Wonderful Keys by B. G. Brown and Marconi, brand new with the real stuff in the contact points at almost scrap prices.

AERIAL EQUIPMENT of every imaginable type, shape and material. Short Wave Helios ailers.

ACCUMULATORS all the leading makers.

CONDENSERS, H.T. and E.H.T. in all capacities.

DYNAMOS, D.C. A range of unused machines from small 50 watt fellows to 2-K.W. at 4,000 volts and 6-K.W. at 200 volts.

MOTOR-GENERATORS, D.C. A.C., A.C. D.C. or D.C. D.C. to suit any supply. 960 volt D.C. Generators which give L.T. juice as well. Brand new G.E.C. 600 volt model so well known. Others up to 4,000 volts 2-K.W.

INSTRUMENTS. Hundreds of every type, panel, portable, and Laboratory Bridges and Sluggers.

Phones, Micros, Plugs, Relays, Resistances, Switchgear, Transmitting Valves are offered at bargain prices, and a 4 page printed foolscap **SALE LIST** has just been issued which will be sent on receipt of a stamped addressed envelope. If you cannot call order early, as we are already working top speed in the Packing Department.

ELECTRADIX RADIOS, 218, Upper Thames St., E.C.4. Blackfriars Sta. Met. Bly. City 0191.

GIVE HIM

The ATALANTA

SCREW-DRIVER

Patent No. 184413 (1923).

Special Wireless Model

with three box spanners (as illustrated) for 2, 4 and 6 B.A. 3/4 nuts. These fit on the flat of the blade and are excellent for nuts in awkward places.

Mechanic's Model	Electrician's Model
No. 1 (5 1/2") 1/6	with insulated handle of Bakelite.
No. 2 (7 1/2") 2/-	No. 1 (8") 4/-
No. 3 (8 1/2") 2/6	No. 2 (9") 4/6

Post free at list prices.

The Blade Never Slips

out of the screw slot, the handle remains stationary in the palm of the hand, turning is effected by fingers on the knurling below. Nothing to go wrong.

Ask your dealer or send P.O. to ATALANTA (Dept. Q), 1-3, Brixton Road, London, S.W.3.

Phone: Brixton 2110.

BOOKS ON WIRELESS

Write for complete list to
ILIFFE & SONS LTD.
Dorset House, Tudor St., London, E.C.4.

IMPORTANT NOTICE.

Owing to the Christmas Holidays, the next issue of "THE WIRELESS WORLD" (dated December 26th) is closing for press earlier than usual.

In accordance with the Notice that appeared last week, the latest date upon which Miscellaneous Advertisements could be accepted for the above issue was **FIRST POST, WEDNESDAY, December 19th.**

RECEIVERS FOR SALE.

SECOND-HAND Receivers, 1-8 valves, perfect; ch state requirements.—Cuttis, Engineer, Horley.

YOUR Receiver will be all the better for fitting a Volume Control Clarostat; 8/6, post free, all dealers.—See Claude Lyons, Ltd., displayed advertisement.

GECOPHONE 4-valve Set, as new, with valves, 4.

BURNDIPT 4-valve Set, with valves and coils, 4 another, last season's model, as new, £12; all good order and carriage paid.—James Scott and Radio Engineers, Dunfermline.

5-VALVE Portable, complete, new; £16, or term Express Radio, Factory Sq., Stratham, S.W.1.

BURNDIPT Ethodys, 1926 model, complete, 7 valves and 2 frame aerials; cost £80, 7 offers.—Bannister and Fitton, Millarow Rd., Rochford.

MARVELOUS Offer.—Buy direct from manufacturer; 10/- deposit secures complete 3-valve loud-speaker set, 100-volt H.T. grid bias, 2-volt aerial equipment; 7 days' approval; unsolicited testimonials received daily; agents required; see buyers guide.—H. T. Electrical, 2, Boundaries Rd., Balham, S.W.12. Battersea 0374.

McMICHAEL Super Screened 4-valve Portable receiver, quite new, and in perfect condition; 35 guineas.—Best offers to B.M.B.B.B., London, W.C.2.

THE RECEPTE CO. Specialise in Building receivers to suit Customers' own Particular requirements; write for quotation; low prices and quick delivery; satisfaction guaranteed.

THE RECEPTE CO. Also Carry Out Repairs and Alterations to Existing Sets.

THE RECEPTE CO. Also Make a Range of Standard Receivers Designed for High Quality Reception; write for particulars and prices.

THE RECEPTE CO., 1, The Mall, Southgate N.14.

SCOTT SESSIONS and Co., Great Britain's Radio Doctors.—Read advertisement under Miscellaneous.

READ and MORRIS, Ltd., for mains sets and components, the mains pioneers in 1924; 28 Loud hospital sets equipped with Read and Morris main set, using no batteries; some of these sets have even required their doors unhooking for over 6 years—just a switch on the wall used, nothing touched. Single sets supply over 800 public phones and loud-speakers. Abroad one of our mains functions in a government hospital 600 miles from the nearest broadcasting station.

READ and MORRIS, Ltd.—2-valve set for D mains from £10; A.O. sets from £15.

READ and MORRIS, Ltd.—H.T. eliminators D.O. mains, £4; for A.O. mains, £6/10; eliminator transformers, from 215/-; full wave rectifier valves, 10/-.

READ and MORRIS, Ltd.—Why use accumulators if A.O. mains are available? The Longton L.T. unit is a complete substitute at negligible cost, always ready, valve rectifier, no batteries, gives 1.2 am at 2, 4, or 6 volts, and operates any set; new price £6/15.

READ and MORRIS, Ltd., for electrolytic condenser sets; we use them, have used them for 3 years liquid and dry; we test them all, but find Longton the best, capacity approximately 2,000 M.P.F., in liquid; price 12/6, as used in the famous L.T. unit.

READ and MORRIS, Ltd., for moving coil loudspeakers; delivery from stock; also mains-operated receivers and amplifiers for same. Demonstrations continually, service always.

READ and MORRIS, Ltd., undertake the design and construction of any type of radio apparatus. We make for the individual and guarantee results. We will pay you well to consult us before buying elsewhere.

READ and MORRIS, Ltd., have second-hand sets at best makes only, at junk prices; Plwell Aris phone, type 57, 3-valve, £8; Burndipt Ultra 1V, W. Mark IV tuner, £10; original price £25.

READ and MORRIS, Ltd., 31, Eastcastle St. (face back of Waring and Gillow's), Oxford St., W. 119.

Mention of "The Wireless World," when writing to advertisers, will ensure prompt attention.

Receivers for Sale.—Contd.

UPERHET, 8 valves, in beautiful mahogany cabinet, with valves; also Everyman Four, in oak cabinet, 13 valves; will sell the 2 for £35, or near offer.—rite Box 9023, c/o The Wireless World. [2223

IMMONDS BROS.—Receivers constructed to any published design or to your individual requirements, guaranteed workmanship, repairs, reconstructions, overhauls, modernisations.—Shireland Rd., Smethwick. [9691

EGAVOX Three, in mahogany cabinet, with valves, long and short wave coils and 4v. Exide accumulator; £15.—Box 9250, c/o The Wireless World. [2422

YE No. 730 3-valve Receiver, latest model, 3 Mullard 6-volt valves; cost £16, us new, £7.—Box 248, c/o The Wireless World. [2420

A GREAT Opportunity.—The famous Royal Air Force Mark III 3-valve receivers for sale, guaranteed brand new, each receiver fitted with 2 I.F. transformers worth over 30/., and the set complete worth £15; we are selling at the wonderful bargain price of 40/.; wonderful loud-speaker results are obtained from these receivers; satisfaction guaranteed; carriage forward, cash with order. Note: These receivers are securely packed in special travelling cases which would make ideal tool chests.—J. B. Humphreys and Co., 23, College Hill, Cannon St., London, E.C.4. Tel.: City 2725. [2418

FAMOUS Everyman Four, excellent condition, in plain light oak cabinet, complete with new Cossors, long wave attachment, Lissenola, battery leads, etc., £10, or nearest offer; also new 3-valver, with coils, valves, cabinet, leads, and new cone speaker, £6/5; experimenters' parcels of spare electronic, mica, wire, small components, parts, etc., 10/6, worth double; 2 switch panels with over 2 dozen switches, lot 35/., bargain.—Box 9246, c/o The Wireless World. [2416

BIRMINGHAM, 45, Erdington Hall Rd.—5-valve portable, mahogany cabinet, condition as new, inspection after 7 o'clock, licensed; accept 10 guineas. Car service No. 63 and 79.) [2414

ECOPHONE 2-valve Cabinet Receiver, with 2-valve amplifier, complete with valves and L.T. A.C. charger; 5 guineas.—"Watergall Cottage," Wade Lane, Lavant. [2402

B.B.C. 4-stage Receiver, A.C. eliminator (maximum 250 volts 60 milliamperes), and pedestal speaker complete or separately; any reasonable offer will be accepted; demonstration after 7 p.m.—"Halling Nook," 5, Nottingham Rd., South Croydon. Phone: Croydon 2889. [2399

ELSTREE Six in Cabinets, 2-volt valves, super power, £14; also 5-valve F.A.D.A., with valves, £12; I.T. battery and L.T., £2/10; by appointment, 8.30 a.m. any night.—Kay, 100, Akerman Rd., Brighton, S.W.9. [2398

BURNDEPT Ethodyne Receiver De Luxe, 1926 model, complete with 7 valves, 2 frame aerials, Ethovox loud-speaker, and new batteries; cost £104/10, like new; what offers?—Keefe, 77, West Hill, Putney, S.W.15. [2388

MARCONIPHONE Super Eight; cost £64 few weeks ago, perfect, accept £35.—Percy White, Thames St. Works, Staines, Middlesex. [2384

WIRELESS is a Fascinating Subject, but makes heavy demands upon the purses of its devotees. For one who is determined to keep abreast of the times, there are always new components to be bought, and sets and loud-speakers to be superseded.

AT the Same Time, the would-be buyer is often deterred from buying because he knows that there will be still one more piece of apparatus left on his hands, to add to those already in the junk box.

WE have Opportunities of disposing of semi-obsolete apparatus to those who are not fortunate enough to be able to afford the latest type, and will take such apparatus or components, providing they are in saleable condition, in part exchange for any new set, loud-speaker or component required.

ALL We Ask is that You should Send Along a List of Your Old Apparatus, together with your new requirements, or, better still, send the apparatus to us to inspect, when we will make you a fair offer.

IF You Approve of this You can Send Your Remittance for the balance, and we will forward the apparatus required; if you have sent your old apparatus and you do not approve of our offer, we will return carriage paid.

THE Principal of this Firm, who has been a professional wireless engineer since 1910, and has been manager for the Sterling Telephone Co., radio expert to the General Electric Co., and Chairman of the Technical Committee of the National Association of Radio Manufacturers, will willingly give advice to those who are desirous of purchasing apparatus; we are entirely unbiased and will recommend the best apparatus for your particular purpose; you save money by having genuine expert advice.

DON'T Forget We Will Take Your Old Receiver or Components in Part Exchange.

WE Will Also Build Any Sets to Specification (Marconi Royalties payable), and instal anywhere in the British Isles; sets modernised; send for estimate.—Scientific Development Co., 51 Fishergate, Preston. Tel.: 1364. [0226



Trace & rectify distortion with a

RADIO SIFAM METER

WHRRH. . . . EEOOWEE. . . . The Soprano's voice takes on an uncanny resemblance to a vociferous roar. The distortion fiend is at it again, and all enjoyment is gone. Why be put off with this when with a Sifam Radio Meter you can obtain truly perfect reception. Sifam Radio Meters trace and rectify distortion, avoid burnt-out valves and run-down batteries, and correctly regulate plate and filament supply. Nearly half-a-million listeners use them. Ask your dealer or write for leaflet "What Simple Meters Can Show You." Free from Dept. W.W.

SIFAM ELECTRICAL INSTRUMENT CO., LTD. Bush House, Aldwych, W.C.2. M.B.

ORMISTON'S LITZEN as used WIRE by the 27/42 SWG. Wireless World IS THE BEST FOR TUNING COILS AND H.F. TRANSFORMERS. Each individual strand is silk-covered, with an overall covering of silk. All other sizes supplied. 20 yds. . . . 4/6 | 50 yds. . . . 10/- 25 yds. . . . 5/8 | 60 yds. . . . 12/- Trade Terms on application. P. ORMISTON & SONS, LTD., 79, Clerkenwell Road, London, E.C.1.

Receivers for Sale.—Contd.

F.A.D.A. Five Panel Unit; £10; exchange moving coil speaker, complete, to value.—86, Queen St., Barry. [2379

5-VALVE Portables for 14 guineas! British made and guaranteed.—Box 9244, c/o The Wireless World. [2375

HALCYON 5-valve Portable, 2-dial model, in oak cabinet, with front and back doors, just returned from overhaul at maker's factory, in perfect condition and order; £12.—Carpenter, 17a, Great Cumberland Place, Marble Arch, W.1. [2374

A REAL Bargain.—Superhet. 8 valves, brings in all stations, British and foreign, with greatest ease, enclosed in handsome oak cabinet, complete with Igranac frame aerial, H.T. and L.T. batteries; will sell for quick sale, £18 or near offer, cost £55; seen any evening after 7 o'clock.—4, Edenhurst Av., Hurlingham, S.W.6 (near Putney Bridge District Station). [2371

MEGAVOX Three, hooked up only, Mullard valves, B. and J. coils, no cabinet; £12, plus royalty, no offers; heard after 6 p.m.—16, Blackacre Rd., Huddley. [2368

BARGAIN for £20.—1923 Solodyne, less cabinet, complete with valves, coils and license; £5/10.—Box 9205, c/o The Wireless World. [2359

WESTERN Electric 2-valve Receiver, power amplifier and loud-speaker, £8; also various L.F. transformers, condensers, etc., exactly as new.—Box 9204, c/o The Wireless World. [2353

NEW Cossor Kits on Easy Payments, or any other set, or list of accessories.—Oakley.

MONOTONE 3, by C. P. Allinson. A customer writes, November 27th, 1928: "Easily the best 3; I have received 60 on the L.S. Everybody won't do this, but it is a fine set; crowds of dealers keep building it; they know; very complete constructional envelope, 1/2; kit of parts, £5.—Oakley.

SCREENED Grid, H.F. stage, for Monotone, with A. E. Oakley; kit of parts with cabinet, screen base and c. full layout diagrams; 55/.—A. E. Oakley, 45, Carleton Rd., London, N.7. [2392

IGRANIC 7-valve Superhet, with high frequency I stage, oscillator coils for the full broadcast range, all as new and in perfect order, very hot stuff! £15.—Michael Lavin, Old House, Sunning, Reading. [2366

BATTERIES.

WET H.T. Batteries.—Parts per dozen: Jars, 2 1/2 x 1 1/2 square, 1/3; zinc, 1 1/2; sacs, 1/2 dozen; dozen cells (13 volts), complete with bands and electrolyte, 4/3, post 9d.; high efficiency, long life, self-charging, upkeep small; send 6d. for sample unit; illustrated booklet free; carriage free orders 10/; write for free list wireless bargains; trade supplied.—W. Taylor, 57, Studley Rd., Stockwell, London. [0039

C.D.E.S. Accumulator Charging Service.—Collection and delivery in 5 mile radius of Croydon; send for particulars to Croydon and District Electric Service, Dept. W., 98, Cherry Orchard Rd., Croydon. [1009

WET H.T. Replacements.—Sacs capped or uncapped, highest grade, No. 1, 10d per doz.; No. 2, 1/9 per doz.—See below.

ZINCS.—Best quality (wired), No. 1, 8d. per doz.; No. 2, 9d per doz; orders valued 5/- carriage paid, otherwise 6d. for postage.—British Battery Co., Clarendon Rd., Watford, Herts. [0258

BATTERIES Direct, a saving of 40%.—60-volt, 6/3; 108-volt, 10/11; postage 9d. and 1/- respectively; British throughout and fully guaranteed; super and triple capacity, also stocked.—The Johnson Engineering Co., Dept. W.W., 86, Great Portland St., W.1. [1074

WHY Continue to use an H.T. Battery? If you are on D.C. or A.C. mains, why not use them? Send for our pamphlet, "Power," which will be sent free, together with other useful publications.—Claude Lyons, Ltd., 76, Old Hall St., Liverpool. [2010

PENTODE Users' Real Portable Quality H.T. Accumulators, 150-volt, large capacity for Pentode 3, £5; ditto Pentode 2, 7/5; both easily portable; no barrow required; guaranteed 12 months; sample 2/-.—Pearson Bros., Bedford, Nuneaton. [2127

ACCUMULATORS.—Fuller's block, new long life accumulators, 2 volt 40 amps, new, 5/6; 4 volt 40 amps, 10/6; 6 volt 40 amps, complete with case, 16/6; approval, c.o.d., postage extra.—Pride and Clarke, 158, Stockwell Rd., S.W.9. [2219

BEST Possible Accumulators, at lowest possible prices, 2v., 20-40 a.h., 8/6; 30-60, 11/6; 40-80, 14/6; the above, 4 volt, 17/6, 22/-, 28/-; and as 6 volt, 25/-, 33/-, 40/-; very best plates, ohmic separators; accumulators of any type, size, voltage and amperage made to your own ideas, lowest prices; special offer of 1 amp., H.T. accumulator plates, positive and negative, best quality, 1/9 doz., post free; trade enquiries for all above invited.—G. Okill and Co., 82, Dean St., London, W. Phone: Regent 4405. [2400

Batteries.—Contd.

STANDUP Wet Batteries: Eliminate all High Tension Troubles; the most reliable independent form of H.T. supply; volume, tone, and quality at low cost, never fails to improve the reception; lists free.—Scottish Batteries, Brueside, Uphall Station. [2382]

CHARGERS AND ELIMINATORS.

RUNBAKEN H.T. and L.T. Chargers for A.O. and R.D.O. you may try 14 days.—Ardwick, Manchester, and 39, Victoria St., London, S.W.1. [0222]

ELIMINATOR Kit, comprising mains transformer, full wave output, 200 volts 30 milliamperes, 32 henry choke, 2 4 mfd condensers, 500 volts, test, variable potential divider, valve holder, 0/50 milliammeter and base board; price £3; other outputs at slight extra cost; state mains voltage when ordering.—H. Goodwin, Woodcock Hill, Elstree. [0257]

OUR "Power" Pamphlet describes the Home Construction of Efficient A.C. Eliminators, giving humpless operation; 200 vol., 50 milliamperes guaranteed; our gear is constantly being purchased by corporations, the G.P.O., the B.B.C., etc.—Claude Lyons, Ltd., 76, Old Hall St., Liverpool. [2011]

ELECTROLYTIC Condensers.—For these go to the specialists.—Read and Morris, Ltd., 31, Eastcheap St., London, W.1. [1974]

ELEMENTAL Eliminators for A.C. and D.C. Mains, to pass 100 milliamperes, 5 models, the eliminator you require for moving coil speakers; write for lists and full particulars; trade orders given special attention.—Stott, Clare Hill, Huddersfield. [2095]

POTENTIAL Dividers, ideal component for eliminators or grid leaks for transmission, 5 tappings, supplied in all values from 1,000 ohms to 500,000 ohms, better than wire wound; price 2/3, post free.—Abingdon Wireless Supplies, 45, Sturt St., Abingdon. [2317]

TRANSFORMERS, chokes, etc., guaranteed, wound to any specification; phone for quotation.—Kirby (Wimbleton), Ltd., 72, Merton Rd., Wimbledon, S.W. [0987]

TANTALUM and Liumion for A.C. Rectifiers; make up your own inexpensive chargers; blue printer H.T. and L.T., 1/- each; Liumion electrodes fitted with terminals 2 3 amps., and 5 8 amps.—Blackwell's Metallurgical Works, Ltd., Liverpool. [2391]

THE Brayton H.T. Trickle Charger Outfit, 30/- complete; transformer, limiting resistance, rheostat, valve holder, etc., with diagram and detailed instructions; money returned if not satisfactory; see "W.W." test report, November 14th; state mains voltage.—Bridwood, 1, High St., Barnet. [2404]

RADIO Power Will Open the Door to Better Radio for You; Philipson's Safety High Tension Supply Units are sold at bargain prices, they are the very best units obtainable at any price; model A.C.5 gives 150 volts at 25 ma., one fixed and 2 variable tappings; price £4/17/6, including valve and royalties.

WRITE Now for our New Illustrated Brochure, Radio Power, describing models for A.C. and D.C. mains, 200-250 volts; prices £11/17/6 to £4/17/6.

INSTALL a Safety Unit before Christmas; full instructions are supplied, you cannot go wrong.—Philipson and Co., Ltd., Radio Engineers, Astley Bridge, Bolton. Established over 50 years. Phone: 2038 Bolton. Grams: Safety, Bolton. [2426]

CABINETS.

ARTCRAFT Radio Cabinets are Britain's Best Value; satisfaction guaranteed.

ARTCRAFT Cabinets, made in oak and mahogany; from 8/ to £6.

ARTCRAFT Cabinets can be made to customers' special designs and sizes; estimates free.

ARTCRAFT Illustrated Catalogue, post free; write now.

ARTCRAFT Co., 156, Cherry Orchard Rd., Croydon. Phone: 1981 Croydon. [0040]

DIGBY'S Cabinets.—Table models in solid oak and mahogany; from 11/6 to 71/-.

DIGBY'S Cabinets, fitted with Radion or Resiston ebomite if required.

DIGBY'S Cabinets.—Pedestal model, with separate battery compartment; from 56/- to £12.

DIGBY'S Cabinets Made to Customers' own Designs.

DIGBY'S Cabinets.—Write for new 16-page art catalogue.—F. Digby, 9, The Oval, Hackney Rd., E.2. Phone: Bishopsgate 6453. [0128]

RAMSEY for Distinctive Cabinets.—Portable cabinets, gramophone cabinets, moving coil cabinets, radio-gramophone cabinets; call and inspect.—Illustrated folder free from F. W. Ramsey, 63, Shatterbury St., London, N.1. Tel.: Clerkenwell 7139. [1315]

CABINETS.—First class goods at competitive prices; send for lists.—Gilbert, Cabinet Maker, Swindon. [9833]

REAL Oak Veneer Converts the Cheapest Wood into Real Oak, detection impossible; 30in. x 20in., 8d. sheet, 7/6 dozen.—Burtenshaw, Hillsborough Terrace, Ilfracombe. [2051]

Cabinets.—Contd.

QUALITY Cabinets, American type, with baseboard rubber feet, a really splendid job, Megavo Melody, or Master Three; oak 15/6, mahogany 21/ carriage paid, packing 1/6, returnable.

QUALITY Cabinets, all types and sizes made; send for new illustrated list.—Reginald Nichols, Bat Rd. Workshops, Swindon. [231]

SIMMONDS BROS.—Cabinets for sets and loud speakers in oak and mahogany; your own idea carried out; best materials and workmanship.—Shireland Rd., Smethwick [969]

THAS Cabinets, from 8/6, in oak and mahogany send for free list.

THAS Mullard Master Three Cabinets, oak, 12/6 mahogany, 11/6; carriage paid.

THAS Wireless, Gramophone and General Cabinet Manufacturer, 938, Old Kent Rd., S.E.15. [2406]

COMPLETE That Set or Speaker with a Cabinet let us quote you; competitive prices.—Freeman and Johnson, 179a, Licetield, Birmingham. [2409]

COILS, TRANSFORMERS, ETC.

B & J.—All "Wireless World" coils from stock.

B & J.—Megavox Three coils; see displayed advert.

B & J. Guarantee Every Coil under Money Back Conditions.

B & J. All-British Super Four Portable, employing the Mullard pentode valve; £18/10, plus the new scale of royalties.

B & J WIRELESS Co., 2, Athelstane Mews, N.4. [0043]

ELIMINATOR Mains Transformers, 550-0-550 at 170 mills, plus 2 filament windings, 7.5 v., 2.5 amperes, only 65/-, carriage paid; metal rectifier transformer, secondary 9 volts, 2.5 amperes, only 23/6, carriage paid; 275-0-275 at 100 ma., plus 7.5 v., at 2.5 amperes, only 38/6, carriage paid; this being ideal for Q.R.S. or Raytheon rectifier, and also furnishing L.T. for P.P. power amplifier; double 30 henrys at 55 ma. large smoothing chokes, shielded, maximum current 125 ma., 4-terminal, only 35/6, carriage paid; large smoothing chokes, carrying up to 400 ma., etc., state your requirements; all conform to recommendations sub-committee of the I.E.E.—Claude Lyons, Ltd., 76, Old Hall St., Liverpool. [2012]

ALL-WAVE, 30/-; Touchstone, 25/-; Pentone, 10/-; pairs.—Evans, 26, Moss Grove, Urmoston. [2249]

SIMMONDS BROS., Shireland Rd., Smethwick.

COSSOR Coils.—B.B.C. band, 15/- pair; 5XK band, 17/- pair; accurate in size and performance; prompt deliveries.

TOUCHSTONE.—Mr. James's latest, pair coils and bases, 30/-; screen, 4/6.

PENTONE TWO COILS, with bases, 13/- pair; Pyc differential condenser, 5/6.

MEGAVOX.—Pair coils and base, 33/-; screen, 7/6.

EUROPA THREE.—Coils as specified, 33/- the pair, complete; screen, 10/6.

NEW All-wave Four. Berclif standard coils, 77/9 set of 4, with bases; the actual coils used and specified.

EVERYMAN FOUR Coils, 33/- pair, with bases; the pioneers, still the standard of excellence.

EVERYMAN FOUR (Conversion, L.W.) coils and bases with instructions, 45/3; alteration present coils, 9/6; approved by "The Wireless World."

BERCLIF Coils for all "Wireless World" sets; special coils to your own requirements in all quantities; cabinets, screens, all up-to-date components, complete receivers; trade enquiries invited.—London Depot: Appleby, 44, Chapel St., London, N.W.1.

SIMMONDS BROS., Shireland Rd., Smethwick. [1956]

NEW Cossor Coils.—Radiax, the finest coils made; positively give better results; B.B.C., 15/-; long wave, 17/- pair; don't buy cheap rubbish; there is a lot about.—Oakley.

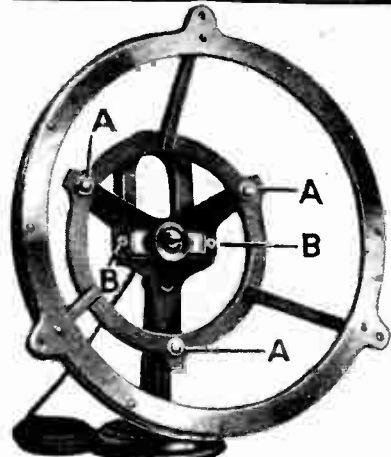
MULLARD Coils.—Master Three, ordinary B.B.C., 7/6; long, 8/6; base, 2/6; special coil, giving better results on long waves, 10/6.—A. E. Oakley, 43, Carleton Rd., London, N.7. [2393]

LOUD SPEAKERS.

If You are in London Call and See Godmans' Coil Drive and Reed Units before purchasing elsewhere.—Godmans, 27, Farringdon St., E.C.4. [0090]

AIR-CHROME Type Speaker Parts to build the speaker that has taken America by storm can be obtained from Components Production Co., Honey, Huddersfield. Send for list. [0130]

VIBRO-SKIN special leather for fixing the diaphragm of the moving coil loud-speaker; price 2/6 per piece 11in. square, 2/- per piece 9in. square, post free, cash with order; special terms to the trade.—The Alder Leather Co., 3, Southwark St., S.E.1. Tel.: Hop 4448. [0224]



GET MOVING COIL RESULTS FROM YOUR "BLUE SPOT" UNIT BY USING THE "WHITE SPOT" FRAME.

The whole made of solid castings, and front ring highly polished. THE UNIT can be attached by two screws B, which are provided, in one minute, and centred by means of the three screws A.


Frame, complete with diaphragm assembled and suspended as in moving coil practice, price 16/- This can be fitted to either a cabinet or baffle by means of the three lugs provided.

Frame only, complete with front ring and all screws, 12/6.

Stand extra to either of above, 2/6. All post free.

WOLVERHAMPTON DIECASTING CO., Great Hampton Street, WOLVERHAMPTON.

The BROWNIE "POPULAR" Transformer



9/6

THE Brownie 'Popular' has been designed to meet the public demand for a general purpose transformer giving really good reproduction suitable for inclusion in home-constructed sets. The remarkable results obtained on these "Popular" transformers are made possible by very careful attention to the windings and preparation of the core. The magnetic field is composed of special laminations of the softest iron procurable, and the accuracy of the windings on their moulded bobbins gives a resonance and reproduction unequalled by transformers costing twice the price.

The BROWNIE WIRELESS COMPANY (G.B.), LTD., Dept. 22, Nelson St. Works, London, E.W.1.

Mention of "The Wireless World" when writing to advertisers, will ensure prompt attention.

Loud-speakers.—Contd.

POCH Moving Coil Speaker Parts.
POCH.
POCH.—The Junior model, the greatest marvel on the market; nothing to touch it at any price; complete; permanently centred.
POCH.
POCH Junior is a Masterpiece of Perfection, and the greatest value ever offered.
POCH.
POCH Junior Orders are Pouring in Fast; place yours now, and avoid disappointment.
POCH.
POCH Model 66 has become the Standard by which Moving Coil Speakers are Compared.
POCH.
POCH.—There is nothing so perfect on speech as the Model 66.
POCH.
POCH.—There is nothing so realistic on music as the Model 66.
POCH.
POCH Coils for Pentode Valves? We have been making them for many months.
POCH.
POCH.—"What Manchester says to-day the rest of the country says to-morrow." Did you hear them the Exhibition against all comers?
POCH.
POCH 66; apologies for delays; factory is working two shifts to improve deliveries.
POCH.
POCH 66; don't be put off with substitutes from stocks; inferior makes are not behind on deliveries.
POCH.
POCH 66; place your order immediately with your dealer and avoid disappointment.
POCH.
POCH Dealers Don't Push Substitutes for a little Extra Profit; every sale of an Epoch 66 means enthusiastic customer-friend, which will repay you a hundred times.
POCH.
POCH Model A; price £3/3 plain finish, £3/10 Do Luxe finish; further improvements without raise in price.
POCH.
POCH Improved Model A; by far the best full size home assembly kit yet produced.
POCH.
POCH.—All models obtainable in 20 different moving coil windings, including pentode; copper (as recommended in "The Wireless World") for windings; 14 different field windings to select from; or steel magnet pots for Model A and Junior for small extra charge.
POCH.
POCH.—Testimonials are pouring in at the rate of several per day—all unsolicited.
POCH.
POCH.—Read this one:—

DEAR Sirs, November, 1928.
 [TOOK Delivery through Messrs. — on Friday last of one of your Epoch 66 loud-speakers. It was yesterday for broadcasting in — church the voice held at the Cenotaph. The volume and clarity is amazing. Yesterday afternoon it was back in my car. My wife and I feel very conceited about our Epoch 66; we feel we have something better than one else. We heard many makes of moving coil loud-speakers, but there is certainly nothing to touch one I have purchased. There is no rattled reproduction; it just brings the orchestra, singer, or speaker into your own room. You can guess I am enthusiastic, and if you care to send along to my house a demonstration I shall be delighted to show them that a wonderful instrument you are turning out. Please accept my best thanks for the wonderful assurance my Epoch 66 will give me.—Yours truly, —. (The writer is unknown to us, having bought a standard instrument in the ordinary way from a dealer.)
POCH.
POCH.—All models from your dealer; or write to the manufacturers.
POCH.
POCH.—Full particulars from the actual manufacturers, Epoch Radio Manufacturing Co., Ltd., 25, Prince Pountney Lane, E.C.4 (off Cannon St.) [2330

The **STANDARD** WET BATTERY

ABOLISHES COSTLY H.T. REPLACEMENTS

and you are always certain of perfect reception!

A BOON TO THOUSANDS

This wonderful permanent battery has proved a boon to thousands of listeners all over the country. Trouble-free perfect reception is yours from the moment you install it, and you can look forward to years of permanent, economical H.T. supply. All that is necessary to maintain the voltage is replenishment of the elements at long intervals, and beyond this little or no attention is needed. It represents

PERMANENT H.T. SUPPLY in its Most Practical Form

It saves pounds in costly H.T. replacements and spoiled programmes. Never any worry about run-down batteries, and you secure not only permanent but better H.T. supply because it maintains constant, unwavering voltage that banishes "background noises" completely.


GET THE FREE BOOK NOW

Take the first step, send for vitally interesting free book that tells you everything you want to know about this super efficient and money saving battery.

NO REFERENCES. NO DEPOSIT.
8/1 96 volt "Unibloc" Cabinet complete with 64 No. 2 cells, size 15" x 8" x 8", assembled as illustrated. Cash £2. 6. 5. or 8/1 down and 5 monthly payments of 8/1.

STOCKISTS: Halfords Stores. Currys Stores and all radio dealers can supply on exactly the same cash or deferred terms as we do.

THE STANDARD WET BATTERY CO.
 Dept. W.W.
 Head Offices, Showrooms and Warehouse:
 184-188 Shaftesbury Avenue, London, W.C.2



"RED DIAMOND" TRADE MARK
 Pull and Push Switch. REGD
 Robust construction. Definite "on" and "off" positions. No shaking. Perfect contacts. Terminals for easy fitting. Price 1/3 or by insured post, 1/6.
 Of all high-class Radio Dealers or Sole Makers:
JEWEL PEN Co., Ltd. (Radio Dept. 44.)
 21/2, Gt. Sutton St., London, E.C.1.

RD 39 1/3

Loud-speakers.—Contd.

BAKER'S Selhurst Radio Moving Coil Loud-speakers, with Pentode coil and "The Wireless World" Megavox Three make the ideal combination for perfect reproduction at low cost. [0231]
AIR-CHROME Type Loud-speakers Parts, as described in the June 6th issue of this paper, can be obtained from Components Production Co., Honley, Huddersfield. Send for list. [0129]
MOVING Coil Loud-speaker Parts of Quality are made and fully guaranteed by Components Production Co., Honley, Huddersfield. Send for lists. [0149]
AIR-CHROME Type Loud-speakers Give Wonderful Results, and, with the assistance of a screw-driver and hammer, can be easily built from parts supplied by Components Production Co., Honley, Huddersfield. Send for list. [0151]
BAKER'S Selhurst Radio Moving Coil Loud-speakers, with Pentode coil and "The Wireless World" Megavox Three make the ideal combination for perfect reproduction at low cost. [0232]
FINEST Suspension Leather, for fixing cones to moving coil or reel units, as supplied to principal makers; 2/- per sq. ft., post free, cash with order.—Hillier & Sons, 8, Ashby Rd., Essex Rd., London, N.1. Clisold 0736. [2144]
DO NOT Buy a Moving Coil Speaker until you have heard the Elysian, by far the most perfect instrument yet produced, gives an even response to all musical frequencies, perfect tonal qualities, ample volume with any good 5- or 4-valve set, cannot be overloaded; price £10/10, includes Ferranti transformer; ask your dealer about it; demonstrations daily.—Ely Manufacturing Co., 23, Ely Place, Holborn Circus, E.C.1. Phone: Holborn 6443. [2175]
ALTON Moving Coil Speaker Outfits.—A det. pentode receiver is all that is needed to operate these sensitive instruments at full volume, 2 and 3 amp, 6-volt fields; complete assemblies 85/-, carriage paid; free advice and full approval.—Itushton, 50, Humber Rd., Wolverhampton. [2297]
BAKER'S Selhurst Radio Moving Coil Loud-speakers, with Pentode coil and "The Wireless World" Megavox Three make the ideal combination for perfect reproduction at low cost. [0233]
GOODMANS Can Give Prompt Delivery of Moving Coil Kits; send for descriptive leaflet describing their new Centrix pot stand and frame of patented and registered design; unique centering features not incorporated with any other stand on the market, can be used with all makers' pots up to 5in. diameter; sold separately at 32/6; all moving coil lists on request.—Goodmans, 27, Farringdon St., E.C.4 [0089]
COIL Drive Speakers, Goodmans; call any day between 12.30 p.m. and 1.30 p.m. during the City luncheon hour, and hear any of our products demonstrated.—Goodmans, 27, Farringdon St., E.C.4. [0091]
VORTEXION Moving Coil Speaker Parts, any voltage, pots supplied, wound or unwound, guaranteed.—Kirby (Wimbledon), Ltd., 72, Merton Rd., Wimbledon, S.W. Tel.: Wimbledon 2814. [8986]
BAKER'S Selhurst Radio Moving Coil Loud-speakers, with Pentode coil and "The Wireless World" Megavox Three make the ideal combination for perfect reproduction at low cost. [0234]
REED Movements.—The double acting 4-pole balanced reed units (P.G.5) are still first favourites for all kinds of diaphragm speakers. At Manchester enthusiasts could not be persuaded this unit was not a moving coil speaker, and insisted on the assembly being withdrawn from the demonstration cabinet for inspection!!! These instruments are of precision manufacture, constructed with a double magnetic system of patented design, infinitely adjustable, extremely sensitive to small inputs, yet capable of handling huge volume; beware of infringing substitutes; fair allowance on Lessenolas, Brown A carpieces, or other units in part exchange. A user of Goodmans double acting unit (P.G.3) writes from Liverpool: Your D.A. unit is streets ahead of any cone unit or complete cone I have tried. Everyone that has heard it says it is impossible to get better. I agree with them. Write for illustrated circular.—Goodmans, 27, Farringdon St., E.C.4. [0066]
YOUR Old Loud-speaker Taken in Part Payment for the latest type see our advert. under column Receivers for Sale.—Scientific Development Co., 51, Fishergate, Preston. [0227]
BAKER'S Selhurst Radio Moving Coil Loud-speakers, with Pentode coil and "The Wireless World" Megavox Three make the ideal combination for perfect reproduction at low cost. [0235]
STAR ENGINEERING; Moving Coil Speaker, new. 6-volt, 1/2 amp., pot, high resistance coil, unused and perfect; £6.—Michael Lavin, Old House, Sonning, Reading. [2367]
OUTPUT Valves.—The ideal valve for purity output to moving coil and other large loud-speakers is an A.P. L.S.680; it dissipates 10 watts on 200 H.T. and requires only half the H.T. of the equivalent 3 electrode.—Kindly see Aneloy Products advertisement under Valves section. [2390]

Loud-speakers.—Contd.

CELESTION A1 Speaker Unit, new, adjustable armature, suitable for portable receiver or cabinet; accept £3.—W., 45, Erdington Hall Rd., Erdington, Birmingham. [2415]

BAKER'S Selhurst Radio Moving Coil Loud-speakers, with Pentode coil and "The Wireless World" Megavox Three make the ideal combination for perfect reproduction at low cost. [0236]

EPOCH ELECTRICAL SOCIETY Have Stock of Epoch Moving Coil Speakers, model A, latest design; also a few second-hand ones.

EPOCH ELECTRICAL SOCIETY Stock also the following other Moving Coil Speakers: Brown Magnavox, R.K., Marconiphone, etc.

EPOCH ELECTRICAL SOCIETY—Epoch speaker, model 66; a large delivery due from the manufacturers in a few days; a few available for new orders; book yours now

EPOCH ELECTRICAL SOCIETY—Epoch model Junior moving coil speaker; price 50/-; knock-out value, better than speakers costing three or four times the price; a limited number will be available for new orders in a few days; first come first served.

EPOCH ELECTRICAL SOCIETY, Ltd., 53, Gracechurch St., and 114, Cannon St., E.C.4. Phone: Royal 8570. [2329]

BAKER'S Selhurst Radio Moving Coil Loud-speakers, with Pentode coil and "The Wireless World" Megavox Three make the ideal combination for perfect reproduction at low cost. [0266]

AMPLION Chippendale Cone, A.C.9, as new; £3.—Wilson, Brentwood, Ellesmere Park, Eccles, Lancs. [2410]

BROWN Loud-speaker, type H2, perfect condition; £1.—14, Monmouth Rd., Dorchester, Dorset. [2396]

BROWN Q Loud-speaker, perfect condition; £9; cost £15/15.—Brown, 187, Stourbridge Rd., Holly Hall, Dudley, Worcs. [2395]

POT Magnet, wound 6 volts, 5-64 gap, aluminium diaphragm frame, 2 high resistance coils, all by Star Engineering; £2/10, or offer, or separately.—Carlaw, 22, North Gardner St., Glasgow, W.1. [2381]

BAKER'S Selhurst Radio Moving Coil Loud-speakers, with Pentode coil and "The Wireless World" Megavox Three make the ideal combination for perfect reproduction at low cost. [0267]

TWO Celestions, both C12's, oak; £4/15 each; have had 6 months' use; call after 8 p.m.—Willcock, 204, Queen's Rd., Walthamstow. [2372]

TRANSMITTERS.

QUARTZ Crystals for Resonators and Transmitter Control; 1,762.5 kcs.-1,792 kcs., 21/-; 3,525 kcs.-3,585 kcs., 25/-; frequency given correct to 0.1%.—Full particulars from the Quartz Crystal Co., 63a, Kingston Rd., New Malden. [2026]

B.T.H. Motor Generator, 12 to 600 volt D.C., perfect condition, £8; also enclosed hand generator, 600 volt, 30 ma. D.C., £3/10.—Witte BMVCM6, London, W.C.1. [2369]

QUARTZ Lenses; 4d and 8d.—Apply Smith, Bryn Rodyn, Colwyn Bay. [2405]

OSCILLATING Crystals, fundamental, 82.8 to 85 metres, for frequency doubling in 42-metre band, guaranteed control without reaction, £1 each; also limited number quartz lenses, 6d., 6 for 2/6.—13, Huddersfield Rd., Bartsley. [2425]

VALVES.

A.P. Four Electrode Valves

ARE Used by "The Wireless World" because they offer definite advantages, such as a power amplifier for concert hall work, which only requires 60 volts H.T.

THEY Require only Half the H.T. Needed for three electrode valves; the money saved in one year on three H.T. batteries pays for an A.P. valve.

A.P. Valves include a type for every position; they can be used in conjunction with existing three electrode valves; they do not necessitate alteration to set wiring or require special batteries.

A.P. L.S.680, the ideal super output valve, which dissipates 10 watts at only 200 H.T.—half the usual voltage, $g = 3.0$, $\mu = 3.0$, $R_p = 1,000$ ohms; the valve is perfect for big amplifiers and lower power transmitters.

THREE Days' Approval

WE are so sure of A.P. Valves that we will send you the type required on 3 clear days' approval against cash order, and will accept risk in transit.

WRITE To-day for Full Data of the A.P. Family.

ANELO PRODUCTS. 36, Hindmans Rd., E. Dulwich, London, S.E.22. Phone: New Cross 4074 [2389]

B11's, 10/-; D.E.5's, 7/6.—Whittaker, 4, Sutherland Villas, Drayton Rd., W. Ealing. [2394a]

ONE H.L.210, new 6/-; 1 D.E.H.210, 5/-; 1 H.F.410, 5/-; 1 D.E.8 H.F., 3/-.—C. Lucas, 10, Alderville Rd., Fulham, S.W.6. [2403]

Mention of "The Wireless World," when writing to advertisers, will ensure prompt attention.

COMPONENTS, ETC., FOR SALE

BELLING-LEE Panel Fittings are designed to an expert finish to any home-constructed catalogue post free.—Belling and Lee, Ltd., Queen Works, Ponders End, Middlesex. [1]

FRETTED Fronts for Loud-speakers, 14in. Lyre tern, 1/9, polished 2/3; speaker cabinets, 1 7/-, polished 9/-; gold tinsel, first quality, 1/10 sq foot; loud-speakers, 14in. cabinet, with Blue Spot unit, £11/7/6; special bargain, wood cut to size 14in. speaker cabinet, including fretted front, mahogany, 3/11; special paper for cone making, 1/10; Warrick, 16, Berther Rd., Hornchurch, Essex. [1]

KILO-MAG Four Screen Boxes, made out of 1/2 polished copper sheets, exactly to specification price 25/- net, cash with order.—Rigby and Woolden, Sheet Metal Workers, Rochdale. [1]

SEND To-day for your Free ClarOstat Book (Claude Lyons, Ltd. (see displayed advertisement) volume control ClarOstat, 8/6; table top ClarOstat (distant control of volume and/or tone) 13/6; standard ClarOstat (for eliminators, as recommended in the new T.C.C. booklet on mains unit) 10/6 and 9/-; power ClarOstats, rating 40 wa 12/6 and 15/-; grid leak ClarOstat (silent, dependable), 1-10th to 10 megohms, 8/6; duplex ClarOstat (2 in 1), 13/6, etc.—Claude Lyons, Ltd., 76, Hall St., Liverpool. [2]

XMAS Gifts.—Beautifully designed (patent) decorated metal cabinets, suitable for Coscor Melody Maker, Forno and other sets, complete with baseboard and screen; 14/-.—Cambar. [1]

XMAS Gifts.—Unique hand painted Chinese lacquered aluminium panels, spaced in decoration and drilled for Mullard 3 Star; 12/6.—Cambar. [1]

XMAS Gifts.—Handsomely decorated panels for Melody Maker; 5/-.—Cambar. [1]

XMAS Gifts.—Binocular H.F. chokes, slow motion dials, coils for Coscor M.M., coil holders, etc., etc. all goods sent approval; send for list. [1]

CAMBAR RADIO PRODUCTS, 82, High St., Camden Town, N.W.1. [2]

CYLANITE the Ideal Panel Covering.

CYLANITE Improves the Appearance of Your Panels 100%.

CYLANITE Has Infinite Insulation Properties.

CYLANITE is About 1-32in. Thick.

CYLANITE is Now Obtainable in White, mahogany and bronze colours.

CYLANITE Enables 3-ply Panels to be Used (provided the wooden panel is carefully prepared there is no objection to using it in place of ebonite) "The Wireless World," October 24th.

CYLANITE Costs Only 2/- per sq. ft. for White and 3/- per sq. ft. in colours (6 and 4 1/2 inches respectively for 1d.).

CYLANITE for Megavox and Europa III, 2/6; Kilmag, 3/10; post free (colours 50% extra).

CYLANITE Samples with Full Particulars, post free from Marsh and Wright, 5d, Royal Arcade, W. mouth. [21]

CRYSTAL Reception at its best by using double crystal combination. Gives excellent results (P. H. M., London); really very good (J. E. T., Leicester); fits any crystal cup; price 1/6, with valuable hints; dealer enquiries invited.—Crystal, 2, Syden Terrace, Lancaster. [18]

SMOOTHING Condensers, guaranteed tested, 500 D.C., 2mid., 2/6; 4mid., 4/6; post free; trial enquiries invited.—Huggins, Radio Engineer, Clacton-on-Sea. [21]

VOLTMETERS—Special offer of reliable hand calibrated double reading voltmeters; a bargain, 5/- post free.—Abingdon Wireless Supplies, Abingdon. [23]

ALWAYS Volume Control, supplied in 6 types, suitable for reaction control, variable grid leak volume control, etc., one hole fitting, indispensable to the experimenter; price 5/6, post free.—Abingdon Wireless Supplies, 45, St. St., Abingdon. [23]

YOUR Old Components Taken in Part Payment for Latest Type; see our advert. in column Receivers for Sale. Scientific Development Co., 5 Fishergate, Preston. [10]

MEGAVOX Three.—Set of parts with valves, long and short wave coils, less cabinet and panel £10.—Box 9251, c/o The Wireless World. [24]

NEW, half price, Coscor 610 L.F., 2 610 H.F., Lucas Milan 6-volt, 12 amp. accumulator; 1 30/-.—Pearse, 54, Amburst Park, N.16. [23]

EXPERIMENTER'S Surplus.—All parts guaranteed send stamp for list and prices.—Allan, 91, Gow St., Kelvinside N., Glasgow. [23a]

RADIO HOUSE, HUDDERSFIELD, issues reliable wireless guide; copy sent post free.

RADIO HOUSE, HUDDERSFIELD.—Double scale voltmeter, 0/6, 0/120; 5/6.

RADIO HOUSE, HUDDERSFIELD.—For all advertisement components of various makes; trade enquiries solicited.—J. H. Taylor and Co., 15, Rad House, Macaulay St., Huddersfield. [100]



"Resiston" panels come to you like this—each in a sealed envelope, squared-up and cut dead to size.

Guess-work eliminated.

A "Resiston" panel is cut squarely to size, with its edges accurately ground, its surface beautifully polished, packed carefully in a stout manilla envelope. No waste—either in time or material—you buy exactly the size you need. There are sixteen sizes from which to make your choice.

Send for new booklet to-day.

Please send me, free, a copy of your new booklet, "The Panel Makes the Difference." "W.W." Dec. 19.

NAME
ADDRESS



American Hard Rubber Co., Ltd., 13a, Fore St., E.C.2. 6300

REDUCTION IN PRICES


Ask for Particulars.

**ANODE SUPPLY
FILAMENT SUPPLY
ROTARY-TRANSFORMERS**

Input..... 12 to 250 v. D.C.
Output..... to 1,000 v. 100 w

MOTOR-GENERATORS

Input..... A.C. or D.C.
Output..... to 170 w. H.T., or 80 w. H.T. & 80 w. L.T.
Efficient. Silent. Ripple-free.



M-L MAGNETO SYND. Ltd.,
Radio Dept., COVENTRY.
(Phone: 5001.)



Components, Etc. for Sale.—Contd.

OPPEL Screen Boxes for Kilo-Mag Four, 25/-; Europa III full set of coils and aluminium screen, 6 the lot; screening boxes of all descriptions to order; price on application; terms, cash with order.—**Whitby and Woolfenden, Sheet Metal Workers, Rochdale.** [2361]

ORMOND S.L.F. .0005, .00025, 3/6; Burndept .00025, old, 2/-; Ormond .001, with vernier, old, 2/-; Cyldon law .00025, 7/-; Burndept .001, old, 2/-; 1s, 6d.; T.C.C. 5, .01, .25, .0003, 1/6; Dubilier 1, .002, .001, .00025, 1/-; leaka, 3, 2, 1, 5, 1v, 6; rheostat, 12 ohms, 1/6; Burndept variable coil holder, 3/-; Varley 5,000 ohms and holder, new, 5/-; timicrophone valve holders, 1/-; Igranic volume control, 2/6; Lissac potentiometer, 2/-; Utility 2, 3-leak, 1/-; Lissac speaker unit, 5/-; Lewcos 100 coil, 1/-; Burndept 20: 1 telephone transformer, 5/-; Pilot al with 2v. bulb, 4/-; Edison Bell coil holder, 1/-; tip-in condensers, .002, .0025, .0003, 1/-; Scientific development Co. moving coil speaker, 1 amp, 6 volts, 100 ohms, 40/-; Ethovox, 120 ohms, 30/-; Amphion minor cone assembly, 30/-; accurate buzzer wave-meter, 200-600, 600-2,000 metres, 30/-; add postage.—**Whittaker, 4, Sutherland Villas, Drayton Rd., W. Woking.** [2394]

ONE Ferranti A.F.5 Transformer, 22/6; 1 20-henry Pye I.F. choke, 7/6; 5 valve holders, various, 6/-; 2 Cyldon mid log line 0.0003 mfd., 7/- each; 2 utility slow motion dials, 4/6 each; 2 Burndept rheostats, 1/6 each; 1 2 ohms, 1 30 ohms, 1 Dubilier C.C. unit, with valve holder and 2 mgh grid leak, add 250,000 ohms anode resistance, 6/-; 1 Marconi type B R.C.C. unit, 4/6; aerial grid and H.F. anastormer coils for Everyman Four, plug in type, 1/4; 4 coils for B.B.C. and long waves, and 2 bases, 1/5; 1 4,000 ohm potentiometer, 1/6; 2 Marconi valves, H.L.210, 6/- each; 1 Marconi valve, D.E.I.215, 1/-; 1 Mullard, P.M.1A, 6/-; nearly new I.T.C.O. anastormer, 1 mfd, 2/-; 1 ditto, 2 mfd., 3/6; 1 Hydra, mfd., 500v. test, 3/6; 1 T.C.C., 0.125 mfd., 1/6; T.C.C., 0.0005 mfd., 1/6; 1 Gambrell neutrovernia, 6/-; 1 2 ohm fixed resistor, 1/-; 1 Graham-Farnish mfd. grid leak, 1/-; 1 0.0001 Dubilier condenser, 1/6. **Box 9252, c/o The Wireless World.** [2424]

CHANCE of a Lifetime.—The following is a list of genuine McMichael components, all guaranteed brand new and perfect; these are offered at only a fraction of their original cost; for those interested in the famous McMichael superconic receivers we specially recommend the superconic kits, also the block units, prices below; here comes the list of wonderful bargains:—

SUPERCONIC Kits, retail price £5, our price £2; block units, retail price £3, our price £1; vernier dials, 1/9; coil mounts, 3d.; Dimic coils, No. 1 4/-, No. 2 4/-; valve holders, 4d.; Unimic coils, No. 75, 1/-; Unimic coil bases, 9d.; balancing condensers, 1/9; dual rheostats, 2/-; dampers, 6d.; potentiometers, 2/-; inductors, 7/6; dual condensers, 0.003, 6/-; grid leaks, neg., mounted, 1/6; anode resistances, 1/3; transformers, Nos. 0, 1, A6, 4/-; grid leaks, unmounted, 1/-; resistance capacity units, 4/6; fixed condensers, .001, .002, .0005, .0005, .0006, .00001, mounted, 1/6; transient sockets, 4/- per dozen.

DO Not Forget, all the above components are made by McMichael and are all guaranteed brand new and perfect; money refunded if not satisfied; the above prices are very much under wholesale prices.

J. B. HUMPHREYS and Co., 25, College Hill, Cannon St., London, E.C.4. Tel.: City 2725. [2417]

MULLARD Kit, as specified, including oak cabinet; cost 47, accept £5/10, quick sale, cash wanted.—**C. Claughton St., St. Helens.** [2413]


16CV has for Disposal 2 S.G.625, with holders, 15/- each; 2 D.E.5A, 10/- each; P.M.254, 9/-; M.3, 6/6; Stentor 2, 8/6; 3 S.P.18B and 1 R.C.2, 1/- each; 4 Burndept bakelite cased coils, 3, 5, 35, 75, 1/6 each; all good condition, some nearly new; near fers considered.—**Clacy, 10, Melrose Av., Reading, Berks.** [2412]

HIGHLY Sensitive Microphones, watch shape, will pick up whispered words from a distance, and strongly amplify words spoken near, for making dictaphone, loud-speaking telephone, amplifier for crystal set or valve set, deaf aid, experimental work.—**See below.**

MICROPHONES, as above, each guaranteed efficient; 5/6, post free; work with current from all pocket battery; diagrams of connections, free, apply by return post.—**Fredk. Adolph, 34, Fitzroy St., London, W.1.** [2408]

MATHER has for Sale Set of Components, first class quality, suitable construction 4-5 valve receiver, including screened grid and other valves, binet, frame aerial, etc., at very reasonable figures.—**Apply F.M.B., 32, Hillside Rd., Bushey Grove, near Hatfield.** [2407]

HILLIPS Conc, unused, 45/-; Phillips, Mullard transformers, 21/-, new; 24 cabinet conc, 40/-; 10.00035, 3/6; Igranic 0.0003, 7/-; 2 mfd. fixed, 1/-; Ediswan 10 volts 5/-; new Ormond dial, 2/6; used 51.M.5X, 6/-; Ediswan I.F.210, 6/-; unused E.H.210, 8/-; special baffle mounted cone, 27/-; also and other components; enquiries invited for replies.—**P. Caddick, 15, Stanley Park Rd., Wallingm., Surrey.** [2411]



SIX-SIXTY MULLARD RECEIVER MASTER 3*
2 Spade Ends. 8 Wander Plugs.
3 Wander Plugs. 2 Spade Ends.
MULLARD MASTER 5
4 Plugs and Sockets. 2 Spade Ends.
Also included in the Cossor Melody Maker.

Obtainable from all radio dealers. Look for the Lisenin show-case on the counter. Send for descriptive leaflet X1

LISENIN WIRELESS CO.,
1d, Edgware Road, London, W.1

Protect Your Set with the AERMONIC Safety Earthing Switch.

Scientifically designed to adequately protect your set in all conditions. Has a fuse between the aerial and the set, thus giving security from lightning even if the set is left connected. Solidly made with Bakelite cover to keep it waterproof. Price 4/6.

Aermonic Ltd Pres.
If dealers can't supply we send post free on Money-back guarantee.
JAMES CHRISTIE & SONS, Ltd., 249, West Street, SHEFFIELD.
London Agents: A. F. Buzick & Co., 10, Curator St., London, E.C.4

Components, Etc., for Sale.—Contd.

COMPLETE Tuner Panel, with 2 variable condenser, change switch, 3 polar coil units and 9 coils, 17/6; R.I. reactive tuner, centre tapped, 15/-; R.I. anode unit, 9/6; Exact aerial tuner, complete, 250-2,000 metres, 7/6; D.C. eliminator, 6 2 mfd. condensers, double choke, potential divider, in case, 12/6; other items.—**Alfred Fell, Rowley Grove, Stafford.** [2397]

W.E. Kone, perfect condition, £3/5, or near offer; tapped anode resistance, 100,000 ohms and switch, 7/6; components, list.—**Kingsley, Kenwood, Seymour Villas, Anerley, S.E.20.** [2386]

BARGAIN—Cossor kit, unopened carton; cost £7/15, accept £6/15.—**BM/ZNTN, London, W.C.1.** [2385]

STENTOR Six, matched for push-pull by makers, unused, 17/6 the pair; Marconiphone Ideal, 2.7.1, perfect, 12/6.—**Oglesby, Excise, Newark.** [2383]

FREE List of Components, very cheap.—**Hartley, 16a, Walsall Lane, Ormskirk, Lancashire.** [2380]

EXPERIMENTER'S Surplus—Ferranti voltmeter, 0-250, 1,000 ohms per volt, 35/-; Ferranti milliammeter, 0-50, 25/-; B.T.H. P.X.650, 15/-; all new; Sifam milliammeter, 0-20, 10/-; heterodyne wave-meter, self contained, 35/-; Brown pick-up, 40/-; D.E.5, 5/-; H.F. choke, 2/-; M.I. ammeter, 0-2, 5/1; Varley resistance, 250,000 ohms, 5/-; Burndept hot wire ammeter, 5/-.—**BM/ZIICX, London, W.C.1.** [2378]

MARCONI I.L.T. Supply Unit, 110 volts, A.C., 16 m.a. at 110v., 3 m.a. at 60v., Burndept superhet. kit, oscillator, 3 transformers, 6 matched valves, £3/10; 6-valve direction finder by Radio Instruments, £2.—**Dunn, 15, Sedgford Rd., Shepherd's Bush, Museum 5126.** [2377]

EXPERIMENTER'S Surplus—Amperite, as new, 5/-; D.M.V. valve, 5/-; Igranic H.F. transformer, 3/-; large buzzer, 5/-; P.O. bridge, £3; variable condensers in cabinets, 5/-; Magnum chokes, 5/-; Eldystone short wave coil set, 0.00015 variable condenser and choke, 5/- each; Dubilier 0.05 mica condenser, 4/-; Henderson's Neon tube tester, 10/-; 4 electrode valve, 2/6.—**Box 9245, c/o The Wireless World.** [2376]

ONE Radion Panel, in original package, 22in. x 18in. x 1/4in., 10/-; the following valves are brand new and were used one hour only: 2 P.M.254, 1 P.M.6, 2 P.M.5X, 1 P.M.5B, all one price, 8/- each; 1 Igranic Phonorox gramophone pick-up, with plug, 10/-; 2 Siemens super radio batteries, extra large capacity type, 50 volts each, brand new, 12/- each; 1 Exide 6-volt accumulator, 60 amp. actual, type C.Z.6, only used one hour after first charge, 35/-.—**Carpenter, 17a, Great Cumberland Place, Marble Arch, W.1.** [2373]

MISCELLANEOUS.

ALEXANDER BLACK, The Wireless Doctor, will call (London and Home Counties) and cure your set; sets installed, maintained, and brought up to date; moving coil speaker, gramophone pick-ups, and I.T. eliminators, demonstrated by appointment.—**2a, Woodville Grove, N.16. Sloane 5105, or Chisold 3687.** [2391]

EASY Payments—We supply, by easy payments, components, accessories and sets, any make; 10% down, balance spread over 10 months.—**Send list of requirements to London Radio Supply Co., 11, Ont Lane, London, E.C.2.** [2097]

C.D.E.S. Accumulator Charging Service—Collection and delivery in 5 mile radius of Croydon; send for particulars to Croydon and District Electric Service, Dept. X., 98, Cherry Orchard Rd., Croydon. [2101]

ENGINEERING Opportunities—This is a book you must not miss; it contains brilliant articles by Prof. A. M. Low, our employment superintendent, etc., shows how to pass A.M.I.Mech.E., A.M.I.C.E., A.M.I.A.E., A.M.I.E.E., Matric, C. and G., G.P.O. examinations, and outlines over 60 home study courses in all branches of engineering; send for free copy to-day (state subject or examination); we alone guarantee No Pass—No Fee.—**British Institute of Engineering Technology, 87, Shakespeare House, Leicester Sq., London.** [2217]

SCOTT SESSIONS and Co., Great Britain's radio doctors, officially approved as wireless repairers by Radio Society of Great Britain and Wireless League; old sets of every type repaired, rebuilt, modernised, send set for immediate quotation.

SCOTT SESSIONS and Co.—New sets constructed with your components or parts supplied by us; guaranteed finest workmanship; we specialise in "The Wireless World" circuits, high grade radio-gramophone apparatus, etc.; let it mean something to you that we have satisfied customers throughout the British Isles! London service; experienced engineers sent to all parts; portable sets demonstrated.—**Tel.: Mountview 8424. Halliwick Parade, Muswell Hill, London, N.10.** [2026]

BAFFLE-BOARDS made from Sitka Spruce Piano sounding board wood, any size made to order; also baseboards, any size.—**Dixon Brothers, Marsh Lane, Bootle, Liverpool.** [2183]

YOUR Old Apparatus taken in Part Payment for Latest Type; see our advert in column Receivers for Sale.—**Scientific Development Co., 51, Fishergate, Preston.** [2026]

I WONDER!

AH! GOOD MAN

JUST WHAT I WANTED!

WATES!
three in one

VOLT-AMP
RADIO TEST METER

Choose the ideal radio gift that is sure to meet with a hearty reception—the wonderful Wates Meter. It forms an inexpensive and extremely appropriate gift that cannot fail to win the appreciation of all your wireless friends. Remember—It is the essential possession of every valuer of his radio. It gives three dead-beat readings from one clearly engraved dial and tells you all you want to know. It is one of the most useful measuring instruments on the market. Handsome appearance, crystallised black finish, nickel-plated fittings. From your dealer or direct, complete with explanatory free leaflet.

THE STANDARD WET BATTERY CO.
Dept. W.W.
Head Office, Showrooms and Warehouse: 184-188, Shaftesbury Avenue (Near New Oxford Street end), London, W.C.2.

READINGS.
0 - 150 volts.
0 - 8 volts.
0 - 20 millamps.
Price

8/6

Dead-beat movement; crystallised black finish.

The ideal Xmas Gift

WONDERFUL PURITY

BRITANNIA
Moving Coil
LOUD SPEAKER

MODEL A. Assembled, £4-17-8.
With Os. Cabinet £2-2-0 extra. With Mahogany Cabinet £2-7-6 extra.
Home constructor Parts £4-7-0.
BRITANNIA REPRODUCERS Ltd
Furnival Road, SHEFFIELD.

WIRELESS VALVE TRANSMITTERS
By W. JAMES

Dealing thoroughly with the Design and Operation of Small Power Apparatus

Price 9/- Net
By Post 9/6
270 pages with 210 photographs and diagrams.

Obtainable from Booksellers or direct from the Publishers,
ILIFFE & SONS Ltd., Dorset House Tudor Street, LONDON E.C.4

PATENT AGENTS.
PATENTS and Trade Marks, British and foreign.—Gee and Co. (H. T. P. Gee, Member R.S.G.P.F. and A.M.I.R.E.), 51-52, Chancery Lane, London, W.C.2. Phone: Holborn 1525. [0001]
FREE. Inventor's Guide on Patents.—T. A. A., 253(w), Gray's Inn Rd., London, W.C.1. [1158]

REPAIRS.
SCOTT SESSIONS and Co., Great Britain's radio doctors; read advertisement under Miscellaneous column. [0263]
REPAIRS Returned Post Free, and to ensure satisfaction send remittance after approval of same.—Leeds Wireless Repair Service.
LOUD-SPEAKERS, headphones, rewound to any resistance and remagnetised, 3/-; transformers rewound, 4/-; sets constructed and overhauled, work guaranteed.—Leeds Wireless Repair Service, 5, Boston Place, Green Rd., Leeds. [2171]

TWELVE Months' Guarantee Accompanies All Our Repairs; any make of L.F. transformer, headphones, or loud speaker repaired and despatched within 48 hours; 4/-, post free; don't discard if burnt out; terms to trade.—Transformer Repair Co. (Dept. W.), 214, High St. Colliers Wood, S.W.19. [0011]
GUARANTEED Repairs by Experts, loud-speakers, headphones, pick-ups, any make or type, rewound, remagnetised and adjusted, post free 4/-; L.F. transformers and chokes rewound, from 4/-, post free.—Howell, 42, Fotheringham Rd., Enfield, Middlesex. [2387]

WANTED.
WANTED, parts for Megavox; cheap, but good.—Box 9203, c/o The Wireless World. [2357]
HIGHLY Selective Receiver, high frequency and detector only.—Whitehorn, Bush House, London. [2362]
WANTED, oak or mahogany cabinet, 24in. or 26in. long.—Particulars Box 9247, c/o The Wireless World. [2419]

EXCHANGE.
PART Exchange.—Best offers made without seeing material; special offer, will exchange new oak cabinets, 18x7x10, for modern wireless parts, or sell 16/-; also parts for sale at knock-out prices to callers; Tuesdays and Thursdays only, after 6.—G. A. Ryall, 182, Kennington Rd., London. [1913]
YOUR Old Apparatus taken in Part Payment for Latest Type; see our advert. in column Receivers for Sale—Scientific Development Co., 51, Fishergate, Preston. [0230]
GOOD Double-spring Gramophone Motor; exchange pick-up or cone unit.—Thompson, 34, Marlow Rd., S.E.20 [2401]

AGENCIES.
AGENTS Wanted for Portable Pentode H.T. Accumulators, all parts; good terms; see under Batteries.—Pearson Bros., Bedford, Nuneaton. [2128]

SITUATIONS WANTED.
YOUNG Man, 20, seeks position assisting radio experimenter, good theoretical and practical knowledge, willing to work; references available.—J. A. Briscoe, 8, Horslam Av., North Finchley, N.12. [2360]
RESPONSIBLE Technical Practical Assistant, good mannered salesman, experienced construction, repairs, fault finding, charging, eliminators, electrical goods and wiring, automobile driving and repairs, stock keeping, office routine, typing, French correspondence.—Box 9249, c/o The Wireless World. [2421]

BUSINESSES & PROPERTY FOR SALE, TO BE LET, OR WANTED.
COMPONENT Manufacturing Co., registered, for sale by Receiver; well known to public, good connection, assets at low figure, well fitted with modern plant and tools; excellent opportunity for introduction of new lines, additions factory, distributing centre, depot, or for general engineering.—Enquiries from principals only to Box 9222 c/o The Wireless World. [2365]

BOOKS, INSTRUCTION, ETC.
STEP by Step Wireless, a complete course of the theory of electricity in relation to the practical design of wireless apparatus, eliminators, circuits, etc., with extracts from a designer's notebook giving up-to-date practical applications; issued weekly, send 1/- p.o. for first 4 weeks.—Clifford Pressland, A.M.I.E.E. Eng., Dept. W.W., Hampton-on-Thames. [0195]
WET H.T. Batteries are now a proved success; write for new illustrated booklet, giving cost and method of building and maintaining, free; mention paper.—Taylor, 57, Studley Rd., Stockwell, London. [0077]

The NEW

ETON

"45"

Cell Primary H.T. Battery
Fitted in ETOBOX
should be in the hands of every HOME CONSTRUCTOR.

S.2. Sac Type, ready for use 14/-.
S.1. Sac Type, Large Capacity 16/6.
P.1. Porous Pot Typ. Do. 18/6.

The Eton 1928 DeLuxe 120 porous pot cells in a bank of four Mahogany trays. The finest yet produced. £3/10/0

... and the NEW
WET CELL VALVE

1/4 volt Valves that run from Eton Leclanché Cells. The latest Radio development. H.F. L.F. R.C. 8/6. L.F.P. 9/6. The valve that eliminates accumulators. Don't change anything. Just push in Eton Wet Cell Valves and use ETON Primary Batteries. Ideal for country district.

Full particulars of the complete ETON Range from:—
THE ETON GLASS BATTERY CO.,
"Eton Works," Grange Rd., LEYTON, & 46, St. Mary's Rd., LEYTON, E.10.

SUPERIOR POWER

Transformers and CHOKES for WIRELESS.

Power Transformers—
input 200—220—240 volts, 40/80 Cycles, output 250 volts. 100 m.a.
4 Volts—4 Amps., 2.5—2.5, 2 Amps., 12 Volts, 2 Amps.

PRICES FROM 30/-

SPECIAL TRANSFORMERS AND CHOKES FOR ADVANCED AMATEURS.

Send for particulars, and quotations, or Mains Components, made only by—
WILLIAM BAYLISS LTD., SHEPCOTE ST., BIRMINGHAM.
Makers also of Brass and Copper Tubes and Wire. CONTRACTORS TO BRITISH & COLONIAL GOVERNMENTS. RAILWAYS. ETC.

Mention of "The Wireless World," when writing to advertisers, will ensure prompt attention.

MAINTEN

D.C. & A.C. MAINS H.T. ELIMINATORS

Our policy from the first has been reliability. To ensure this we have used the finest materials, employing heavy gauge wire in our chokes, transformers and resistances.

Our confidence is expressed by giving seven days' free trial and replacements should same break down inside twelve months.

Full particulars and prices from your dealer or direct from Department 20, The Mainten Manufacturing Co., 125, Portland Rd., Hove, Sussex.




1/9 Each
Usual Price 3/6

2 FOR
3/4 Post Free

VERNIER DIALS SLOW MOTION

Will fit all standard condensers. Hair line tuning. One hole fixing. Increase the selectivity of your set.

PUGH BROS., 95-101, Holloway Rd., London, N7.



EPOCH

FAMOUS MODEL 66
Moving Coil Speaker.
Price £4 - 7 - 6

Full particulars from the Manufacturers,
EPOCH RADIO MANUFACTURING CO., LTD.,
25, Laurence Pountney Lane, E.C.4.



IT IS IDEAL

A MULTI RANGE
DIX - ONEMETER
Model de Luxe
INSTRUMENT CASE
55/-
MULTIPLIERS
6/6 Each.

Complete RADIO OUTFIT
£4. 10. 0

FOR A XMAS GIFT.

Send addressed stamped envelope for R.A.P. Sales Bargain List. It Will Save You Pounds.

ELECTRADIX RADIOS,
218, Upper Thames St., E.C.
Blackfriars Sta., Met. Bly. City O191.

VAR-LAC MULTI-WAY BATTERY CABLE

is sold by the yard

Seven different coloured leads under one water, acid and flame proof covering. No matter how far your batteries may be from your set, VAR-LAC will reach them. Scrap those untidy wires and use VAR-LAC Battery Cable FOR NEATNESS, CONVENIENCE & EFFICIENCY Supplied in any length. If your dealer is out of stock write direct. 1/3 per yd. FLEXIBLE ELECTRIC CORDS LTD., QUEENSWAY, PONDERS END, MIDDX.

BUY YOUR WIRELESS ON EASY TERMS.

Moving Coil Loudspeakers - Cossor Kits, Mains Units, Brown Conespeakers, etc., all well-known products for small deposit.

Elm Works, Elm Park. **C. S. DUNHAM** Foston Hill, London, S.W.2

REPAIRS

Any make of L.F. Transformer, Loudspeaker or headphones repaired and dispatched within 48 HOURS - TWELVE MONTHS' GUARANTEE with each repair. 4/- Post free.

Terms to Trade.

TRANSFORMER REPAIR CO.,
Dept. W.
214, High Street, Colliers Wood, London, S.W.19

L.A.W.

LACQUERED COPPER SCREENS and SCREENING BOXES.

Made to specification of all the leading Wireless papers. Trade Enquiries invited.

LOCK - ATKINSON WIRELESS,
107, Bolsover St., Gt. Portland St., W.1. Phone: Fitzroy 1223

"Large Number of Replies!"

A recent advertiser in the Miscellaneous Columns of "THE WIRELESS WORLD" writes as follows:

"I have to inform you that I have sold all the transformers and pick-ups which I advertised in your journal."

"I am amazed at the large number of replies. In two days I had over 30 postal applications and 8 callers, and the goods were sold on the day of publication."

Barking Road,
Plaistow,
London, E.13.

H.T. UNIT TANNAY A.C. MAINS SUPPLY UNITS

For Multi-valve Receivers. No valves required. No expensive replacements. Components from 47/6

Please Note New Address of Head Office and Works: Tulsemere Manufacturing Co. DALTON STREET, West Norwood, S.E.27.

L.T. UNIT

Incorporating Westinghouse Metal Rectifiers 2, 4 or 6 volts at 1 amp. No renewals or attention. Complete units from 47/6

Traders Catalogue.

Cabinets, Ebonite, Components, Speakers.

Keen prices, quick service. Send for illustrated list Bona-Fide Traders only. Dept. W.W.

Perseus Radio, Burton-on-Trent

EARN MONEY AT HOME

You can earn money at home in whole or spare time writing Show Cards for us. No canvassing. We train you by post by our new simple method and furnish the Outfit free. We supply both men and women with steady work at home, no matter where you live, and pay you cash for all work completed each week, under our legal guarantee. Full particulars and booklet free. Write at once or call.

SHOW CARD SERVICE, HITCHIN.

ACCUMULATORS "ELITE" THE ELITE OF ALL.

H.T. ACCUMULATORS. 60 volts' 3 amp. hour type, 02, Semi-oil Submerged Complete as illustrated. Price 22/6

DOUBLE CAPACITY TYPE. 60 volts, 6 amp. hours.. 30/-

The World's Best High Tension Accumulator and of British Manufacture. The Unique Semi-oil Submerged feature of the Elite absolutely prevents surface leakage losses. The battery lasts a life-time. Write for lists.

SOLD ON APPROVAL SYSTEM

ACCUMULATORS ELITE, BEDFORD St., HALIFAX. Telephone: 4304. Telegrams: Elite, Halifax

London Distributor: -CECIL POHLMAN, 77, Great Portland Street, LONDON, W.1

INDEX TO ADVERTISEMENTS.

Accumulators Elite	PAGE 31	Dubilier Condenser Co. (1925), Ltd.	COVER iv.	Mainten Manf. Co.	PAGE 31
A.F.A. Accumulators, Ltd.	23	Dunham, C. S.	31	Marconiphone Co., Ltd.	Cover ii.
American Hard Rubber Co., Ltd.	28	Eastick, J. J. & Sons	32	McMichael, L., Ltd.	9
Amplifiers, Ltd.	32	Edison Swan Electric Co., Ltd.	22	Metro-Vick Supplies, Ltd.	3
Atalanta, Ltd.	24	Electradix Radios	24, 31 & 32	Mic Wireless Co.	32
Automatic Coil Winder and Electrical Equip- ment Co., Ltd.	13	Epoch Radio Mfg. Co.	31	M-L Magneto Synd., Ltd.	28
B. & J. Wireless Co.	24	Eton Glass Battery Co.	30	Mullard Wireless Service Co., Ltd.	Cover i. and 1
Baker's "Selhurst" Radio	14	Flexible Electric Cords, Ltd.	31	Ormiston P., & Sons, Ltd.	25
Bayliss, W., Ltd.	30	Forno Co.	4	Perseus Radio	31
Benjamin Electric, Ltd.	6	Frelat Valves	8	Player's Cigarettes	4
Bowyer Lowe Co. Ltd.	11	General Electric Co., Ltd.	17	Pugh Bros.	31
Britannia Reproducers, Ltd.	30	Grafton Electric Co.	4	Regent Radio Supply Co.	16
British Ebonite Co., Ltd.	8	Graham Amplion, Ltd.	21	Ridged Cone Co., Ltd.	10
British General Manf. Co., Ltd.	2	Harlie Bros.	14	Sheffield Magnet Co.	10
British Thomson-Houston Co., Ltd.	19 & 23	Hart Bros. Electrical Manf. Co., Ltd.	6	Show Card Service	31
Brownie Wireless Co. (G.B.), Ltd.	26	Improved Liquid Glues Co., Ltd.	8	Sifam Electrical Instrument Co., Ltd.	25
Bulgín, A. F., & Co.	32	Jackson Bros.	Cover i.	Telegraph Condenser Co., Ltd.	20
Bulphone, Ltd.	16	Jewel Pen Co., Ltd.	27	Transformer Repair Co.	31
Burndep't Wireless (1928), Ltd.	5	Lampugh, S. A., Ltd.	12	Trelleborg Ebonite Works, Ltd.	Cover i.
Carborundum Co. Ltd.	10	Lesingham, F. L.	15	Tulsemere Manf. Co.	31
Carrington Manf. Co., Ltd.	8	Lisenin Wireless Co.	29	Watmel Wireless Co., Ltd.	2
Celestion Radio Co.	12	Loew Radio Co., Ltd.	31	Westinghouse Brake & Saxby Signal Co., Ltd.	Cover iii.
Christie, James, & Sons, Ltd.	7	London Electric Wire Co. & Smiths, Ltd.	8	Weston Electrical Inst. Co., Ltd.	2
Clarke, H., & Co. (Mc.), Ltd.	7	Lustrolux, Ltd.	6	Wet H.T. Battery Co.	27 & 30
Cole, E. K., Ltd.	Cover 1	Lyons, Claude, Ltd.	32	Wingrove & Rogers, Ltd.	6
Cossor, A. C., Ltd.	18			Wolverhampton Diecasting Co.	26
Cutters & Tools, Ltd.	8			Wright & Weaire, Ltd.	4
Day, Will, Ltd.	12				



The choice of critics

BULGIN

RADIO PRODUCTS

PRESENT HIM WITH

A



BULGIN VALVE EMISSION TESTER

PRICE 30/- EACH

A REALLY handsome instrument and a most acceptable gift. There is no better method for testing whether a valve has lost its emission, and the set owner who can test his valves in a second saves hours of troublesome experimenting. This instrument is especially useful for testing high impedance valves which give a very small reading on an ordinary milliammeter.

A. F. Bulgín & Co.

RADIO MANUFACTURERS,
2, 10, 11, CURSOR ST., CHANCERY LANE, E.C.4.
Telephone: Holborn 2072.

OVER 250 COMPONENTS TO CHOOSE FROM.

"ARTILLERY" ELECTRIC TORCH

2 in. wide by 5 in. high, just a size for the pocket; switch cannot be accidentally left on. Specially manufactured to Govt. Specification for use in the ARMY. Made with very best materials to stand hard wear, which cannot rust, fitted with a powerful Bullseye Lens, white un tarnishable reflector, and tested 2 1/2 bulb. Supplied with new "Ever Ready" two cell batteries (No. 1026), full strength, capable of 6 hours intermittent light for months. These torches being Government surplus, we are able to offer a limited stock at the very low price of

Each COMPLETE **2/6** CASH WITH ORDER.

Packing and postage in the United Kingdom 6d. extra.

THE TORCH CASE ALONE COST MORE THAN THIS TO MANUFACTURE.

Refills 1/- each. Spare bulbs 2 1/2 volts, 6d. each.

Electradix Radios, 218 Upper Thames St., E.C.4

HERE'S THE CABINET YOU WANT

at the

RIGHT PRICE



A HANDSOME pedestal cabinet for moving coil or cone speaker, a fine stand for your set, with accommodation for batteries alongside the speaker. Artistic fret backed with old gold fabric.

Size of Cabinet 36" high, 25 1/2" wide, and 14 1/2" deep.

Price in figured Oak, best quality finish - **£2.2.0**


Cheaper models from 17/6. Pedestal Cabinets for set and batteries, £2. 5. 0. Cabinets for set, batteries and moving coil speaker, £3. 15. 0.

THOS. EASTHAM, ELECTRIC CABINET WORKS (Dept. 5), THORNTON, BLACKPOOL.

The New

"MELTROPE"

Pick-up Arm.



Brief Specification:—Frictionless pivot, 2" length adjustment, angular tracking adjustment, double spring for balancing or loading, vertical adjustment of arm at pivot, etc., etc.

Send for Folder giving full details to:

AMPLIFIERS LTD.,
Billet Road, E.17.

CLAROSTAT

VARIABLE RESISTANCES FOR VOLUME, TONE, DISTANT CONTROL, ELIMINATORS ETC.



As frequently specified by "The Experts":

- HIGH QUALITY • LOW PRICE •

New 20 Page Brochure free on request.
Many unique circuits.

CLAUDE LYONS LTD.
76, OLDHALL ST., LIVERPOOL.

MOVING COIL RESULTS WITH YOUR CONE UNIT

Get the above by fitting your unit to the

"ZAMPA"


Floating Cone Chassis

Designed on latest scientific principle, has a 90-degree angle. Cone mounted on leather suspension with cone chuck and washers. You can fit any unit in two minutes.

PRICES

Chassis only	12/6
Chassis with Blue Spot Unit mounted ready for use	25/- extra

MIC WIRELESS CO.,
White Horse Place, Market Street, Wellingborough,
or from local dealer.



12/6

Mention of "The Wireless World," when writing to advertisers, will ensure prompt attention.



THE DIFFERENCE

between ordinary valves and Mullard P.M. Valves is the difference between radio and the real thing. As soon as you fit Mullard Valves in your receiver you notice the difference—a difference of tone, of volume and of sensitivity. Reproduction is louder, clearer and more natural. The shadow becomes the substance and your radio comes to life. Put life into your receiver—get a set of Mullard P.M. Valves to-day.

Mullard

THE MASTER VALVE


ADVT. THE MULLARD WIRELESS SERVICE CO. LTD., DENMARK HOUSE, DENMARK STREET, LONDON. W.C.2 Arks

At Advertisements for "The Wireless World" are only accepted from firms we believe to be thoroughly reliable.

BETTER RADIO

*With Less Trouble
and Lower Cost*

IGRANIC H.T. SUPPLY UNITS



IF you use electric light Igranic can relieve you of your radio "battery bother."

This H.T. Supply Unit will ensure you safe, smooth, noiseless—and *never failing*—H.T. supply at a fraction of the cost of battery upkeep.

Prices from **£9.10.0**



IGRANIC

INPUT TRANSFORMER
FOR
METAL RECTIFIERS.

For reducing voltage delivered by the A.C. electric supply mains to a value suitable for input to the metal rectifier.

PRICE
22/6

Send for illustrated list of the newest mains devices.



Have you read "Radio, how it works and how to get the best from it"? Price 6d. Send this coupon with your name and address and get YOUR copy FREE!

NAME
ADDRESS

U 276



GRANNY DOES NOT LIKE LOUDSPEAKERS

SHE never did. Says she can't hear half what the man says. Between you and me Granny's a bit deaf (not for a moment will the dear old soul admit it!)

So we put our pennies together and bought her a pair of Ericsson Super Sensitive Telephones for her very own—and now father can only borrow them for continental tours when she has gone to bed.

For comfort and for sensitivity choose Ericsson every time. The B.B.C. choose them—and they know a thing or two about pure reproduction!

Made in 3 resistances (120, 2,000 and 4,000) but sold at one price, 12/6.

12/6  **THE PRICE**

All good dealers stock them or you can get them direct from:—
ERICSSON TELEPHONES, LTD.,
67/73, Kingsway, London, W.C.2.

Ericsson
SUPER SENSITIVE TELEPHONES

METROVICATION

FOR ALL-ELECTRIC WIRELESS OPERATION

**THE ALL
ELECTRIC
VALVE**



If only valves would work without accumulators and without H.T. batteries!

Yet this is now actually possible with the Met-Vick All-Electric Valve which in combination with a suitable eliminator (like the Model "B") enables everyone living in an electrically lit house to operate a wireless set straight off the mains like a lamp or other domestic appliance.

These amazing Met-Vick All-Electric Valves have solved the problem of mains operation. They are standardized by the leading set makers. They are so designed that they can be plugged into an existing battery set without altering the wiring, thus making conversion into an All-Electric set easy.

Met-Vick All-Electric Valves will improve a set out of all recognition.

With these wonderful valves and All-Electric operation the H.T. never fades away, the L.T. is always just right.

Met-Vick All-Electric Valves are without doubt the most supremely successful valves obtainable.

Convenient hire purchase terms arranged if desired.

MET-VICK All-Electric Valves. AC/G for all but last stage ... 15/-
AC/R last stage (power) 17/6
Disc Adaptors, price 6d. enable MET-VICK All-Electric Valves to be fitted into existing valve holders.

Fully descriptive illustrated literature and name of nearest dealer on request.

MET-VICK VALVES-SETS-COMPONENTS

Metro-Vick Supplies Ltd., 155 Charing Cross Rd., London, W.C. 2.



The model "B" Eliminator connected to a wall plug or lamp socket provides heater current for the All-Electric Valves, five tappings for the H.T. supply, up to 180 volts 20 milliamps, and automatically regulated grid bias taps for the last stage. Price complete with Met-Vick Rectifying Valve for A.C. £8. For D.C. £7 2 6.



The Met-Vick 3 Valve All-Electric Mains Operated Set for Local, Daventry & many Continental Stations. The extremely high quality reproduction is a special feature. It is very suitable for new Regional Scheme. Price complete with Valves, coils and Royalties, A.C. £12 17 0. D.C. £13 8 0.



The Met-Vick 4 Valve All-Electric is called the "All Necessary Performance" set, one H.F. stage, low loss coils and condensers, loose coupled Tuned aerial, it gets anywhere and everywhere at Loud Speaker strength. Price, complete with Valves, coils and Royalties A.C. £17 14 6. D.C. £18 7 6.



Met-Vick 5 Valve All-Electric. More powerful, of course, than the Met-Vick 4. In beautiful cabinet with cupboards for L.T. and large size H.T. Eliminators, 220 volts 35 milliamps. For A.C. or D.C. supply price complete with all accessories, except Loud Speaker, and including Royalties. In Oak £47 9 0. In Mahogany £50 19 0.



For Constructors: This Met-Vick combined Transformer furnishes current for the Met-Vick indirectly heated Valves and for the Rectifying Valve in Eliminator. Price, any voltage £1 17 6.

RV
131

Who said Leadership!

ONE often sees this much abused word used in connection with products which are after all very ordinary and usual.

The Tudor Accumulator Co., Ltd., however, claim definite leadership in the wireless battery field.

Tudor Accumulators were

- FIRST with non-corrosive grease chamber terminals, standardised four years ago on TUDOR cells.
- FIRST with 5 m/m (more than 3/16") positive plates, standardised four years ago in TUDOR cells.
- FIRST with a 6 volt low tension battery of Monobloc glass construction and
- FIRST with Monobloc H.T. units incorporating intercell glass ribs and exposed connectors to eliminate leakage.

The features mentioned above are only a few of those which make Tudor batteries infinitely superior in results, yet only slightly higher in first cost. If you can afford the best, which is the cheapest in the long run, buy TUDOR wireless batteries and ensure lasting battery satisfaction.

Tudor

ESTABLISHED IN PUBLIC SERVICE

Announcement by the Tudor Accumulator Co., Ltd.,
2, Norfolk Street, Strand, W.C.2. Telephone: Central 3308.
Works: Dukinfield, nr. Manchester. M.C.12.

MAKE YOUR OWN CONE SPEAKER

The New Wonder
"Nightingale"

CONE UNIT

Exactly as fitted to our Cabinet Cone Speaker
Guaranteed to give results equal to the most expensive Loud Speakers yet made.
Full constructional details with each unit.


15/-
each

**SATISFACTION
GUARANTEED**
or money refunded

GRAMOPHONE ATTACHMENT

Reduced from 32/6 to 15/- solely as an advertisement for the famous Bullphone Nightingale Loud Speakers. Cobalt Magnet guaranteed for all time.
With 4-inch Diaphragm.

Instantly converts your own Gramophone into a full power Loud Speaker, giving a wealth of pure undistorted volume which must be heard to be believed.



BUY ON EASY TERMS

5/- Secures this Speaker

5/- Secures this Speaker

50/- DE LUXE
= cash or 5/- deposit and 11 monthly payments of 5/-

21 ins. high, with 14 inch bell. At a hog any finished, with plated arm as a stand


BAKELITE
Sound Chamber & Tone Arm

26" HIGH
Bell Mouth 14" FINISHED MAHOAGANY

**NIGHTINGALE CONCERT
SUPREME
SUPER**

Guaranteed free from metallic resonance.

60/- Cash, or EASY TERMS
5/- deposit and 12 monthly payments of 5/-



Send Deposit NOW!

Obtainable from your Local Dealer or direct from:—
BULLPHONE LIMITED

38. HOLYWELL LANE, LONDON E.C.2.

NIGHTINGALE SPEAKERS

CONSTANT POWER SUPPLY FOR YOUR SET

The BURNDIPT L.T. BATTERY CHARGER


keeps your L.T. Battery always fully Charged for
2d. a week.

NO HUM, NO ACID, NO VALVES, NO
UPKEEP COSTS.

INCORPORATES WESTINGHOUSE METAL
RECTIFIER under Licence.

Charges 2-4 or 6-volt accumulators at half ampere
... may be used to excite the fields of moving-
coil loud speakers—such as the Magnavox.

PRICE £2 - 9 - 6




BURNDIPT AUTOMATIC CONTROL.

An optional device which disconnects the
charger and connects the H.T. eliminator (if
any) and *vice versa* when set is switched on
or off.

PRICE £1 - 5 - 0

These power units are absolutely safe, and con-
form to I.E.E. Sub-Committee's Regulations.



The BURNDIPT ETHOPOWER

At a cost of only one penny per ten hours the BURNDIPT
Ethopower supplies all the necessary current for H.T.
and grid bias.

Requires no attention when set up, and its filamentless
"Ethotron" rectifying valve scarcely ever needs
replacing.

Tappings give correct H.T. voltage for various valves;
automatic grid bias.

Maximum H.T. volts 150. Total output 25 milliamperes.
For A.C. mains 100/240 volts. 40/100 cycles.

PRICE £6 - 18 - 3

(Marconi Royalty 12/6).

BURNDIPT

BLACKHEATH, LONDON, S.E.3.

SHOWROOMS: 15, BEDFORD STREET, STRAND, W.C.2.

NEVER AGAIN
 (if you have electric light)
NEED YOU BE WITHOUT L.T. CURRENT

COUPON BRINGS BOOK THAT SHOWS YOU HOW TO GET—



NEVER again that tiresome experience of the run-down battery just when you need it most. Never again need you wonder, as you switch on, whether there'll be a response. This free book shows you how to get constant, never-failing current from your electric light switch. Shows you how anyone can build a reliable L.T. Eliminator—in an evening. First cost is small—only 6 components and 12 wires needed—and it costs nothing to run. Gives you 100 hours of L.T. current for eighteenpence. Stop carrying that heavy accumulator to the charging station! Get this book—and save money, time and trouble.

—CONSTANT CURRENT FROM YOUR MAINS SEND FOR IT TODAY


To Telegraph Condenser Co., Ltd.,
 Wales Farm Road, N. Acton, London, W.3.
 I enclose 1d. stamp. Please send Eliminator book.

Name
 Address

T.C.C. CONDENSERS

6846

PERFORMANCE



This illustration is of the Blue Spot 59 Speaker. Price £4 4 0


To listen to the Blue Spot 59 model is a revelation in loud speaker reproduction. Yet you can construct for yourself a speaker almost its equal in excellence. The secret lies in the unit, and the unit can be built into your own speaker.

BLUE SPOT SPEAKERS & UNITS

66K, the adjustable 4-pole armature unit, can be obtained separately with full directions for the home constructor. It costs only 25/- from your nearest wireless retailer and will give results from your set that will astound you—it is the finest unit obtainable.


F. A. HUGHES & CO., LIMITED,
 204-6, Great Portland Street, London, W.1
 Distributors for Northern England, Scotland and North Wales: H. C. RAWSON (SHEFFIELD AND LONDON) LTD., 100, LONDON ROAD, SHEFFIELD; 189, PRINCESS STREET, MANCHESTER.

"Ideal Blue Spot Cone Speakers are sold under full protection of the patents owned by Standard Telephones and Cables and the Hopkins and Lektrophone Corporations."



Mention of "The Wireless World," when writing to advertisers, will ensure prompt attention.

WHEN
**CHOOSING
 CHOKES-**



**THE EXPERTS
 CHOOSE FERRANTI**

The engineers responsible for the first of the new Regional Stations of the B.B.C. have selected a choke made by Ferranti.

It stands 3 ft. high, weighs 950 lbs. and has an inductance of 100 henries when carrying 1·2 amps (1,200 milliamps) at 12,000 volts.

Ferranti have also been chosen to build large chokes for smoothing H.T. supplies, voltages up to 30,000, currents up to 25 amps., by the Air Ministry and the G.P.O. for their Transmitting Stations.

And remember, the same unrivalled organisation builds chokes for your receiver.


**FOLLOW THE EXPERTS' CHOICE
 AND CHOOSE**

FERRANTI

FERRANTI LTD.

HOLLINWOOD

LANCASHIRE



DIRECT CURRENT FROM A.C. MAINS

*For every purpose in
wireless operation—*

- L.T. BATTERY CHARGING,
- H.T. BATTERY CHARGING,
- TRICKLE CHARGING,
- H.T. BATTERY ELIMINATION,
- L.T. BATTERY ELIMINATION,
- GRID BIAS BATTERY ELIMINATION,
- SUPPLY FOR PLATES OF
L.S. 5a OR SIMILAR VALVES,
- POT MAGNET EXCITATION FOR
MOVING COIL LOUD SPEAKERS.

there is a suitable

WESTINGHOUSE METAL RECTIFIER


which is a dry rectifying unit using neither valves nor electrolyte. It has no moving parts and there is nothing in it to wear out.

Send 1d. Stamp with your name and address for a copy of our 24-page book:

"THE ALL METAL WAY"

—how to build H.T. and L.T. Eliminators and Chargers.


The Westinghouse Brake and Saxby Signal Co.,
82, York Road, London, N.1.



ENGINEERING PRECISION

Accuracy is the beginning and the end of engineering. In constructing wireless instruments, no less than in constructing giant battle cruisers, not a slip must be made—either in design or execution. Absolute precision is a feature of J.B. instruments, their workmanship is exact in every detail, and consequently they do exactly what they are designed to do.

The Drum Dial illustrated here is startlingly novel in design. It enables the Control Knob to be placed immediately below the scale, thus the scale may be brought flush with the panel and may be read with ease. A powerful and positive friction drive prevents backlash and slip. Vernier ratio, 16-1.



Price of J.B. Drum Dial, without condensers, but complete with attractive panel plate (supplied in either Bronze or Oxidised Silver finish) and knob, **10/6**

Patents pending.




PRECISION INSTRUMENTS

Advt. of Jackson Brothers, 72, St. Thomas' Street, London, S.E.1.
Telephone: Hop 1837.

Mention of "The Wireless World," when writing to advertisers, will ensure prompt attention.

STRONG. SILENT. POWER.

RADIUM



The
'POPULAR POWER'
H.T. BATTERIES
 IN BROWN CONTAINERS.
LARGE CAPACITY.

E.M.F. Volts.	Price
Popular Power 60	13/6
Popular Power 64	14/8
Popular Power 99	22/-
Popular Power 135	24/-
Popular Power 120	27/-

Power Valves need Power Batteries.

EVER READY Regd
BRITAIN'S BEST BATTERIES
— LAST LONGEST

WRIGHT & WEARE, Ltd.

WEARITE COMPONENTS

740, HIGH ROAD, TOTTENHAM, N.17
Phone: TOTTENHAM 3847 & 3813.

MEGAVOX

B.B.C. Aerial Coil	- - -	15/-
5 X X	- - -	10/6
Bases	- - -	1/3
600 ohm. Resistance	- - -	1/6
ALUMINIUM Screen	- - -	9/-

PENTODE 2

COILS	- - -	10/- pair
FORMER with BASE	- - -	2/3 each
Tube Paxolin 3x3½	- - -	1/2½
PANEL 14x7x¾	- - -	6/-
Paxolin Strip 14x1½x¾	- - -	1/4
ON and OFF Switch with Terminals	- - -	1/-

HEAVY DUTY H.F. CHOKE
for Battery Eliminator - 10/6
STANDARD H.F. CHOKE - 6/6

WRIGHT & WEARE, LTD.
740, High Road, TOTTENHAM, N.17.
Phone TOTTENHAM 3847-3813.

BUILT ON THE UNIT SYSTEM AND EVERY PART REPLACEABLE

ACCUMULATOR

DIONOID

DISMANTLED IN A FEW SECONDS

ECONOMICAL · PORTABLE
ACCESSIBLE · RELIABLE

The Better Battery

THE OPINION OF THE PRESS—
"POPULAR WIRELESS"
"A PARTICULARLY SOUND BATTERY"
"THE BROADCASTER"
"UNDOUBTEDLY A QUALITY BATTERY"

DIONOID BATTERY COMPANY LTD.
PRINCE OF WALES ROAD
DARNALL ···· SHEFFIELD

"Stocked by best dealers."

LOEWE RADIO



HIGH VACUUM

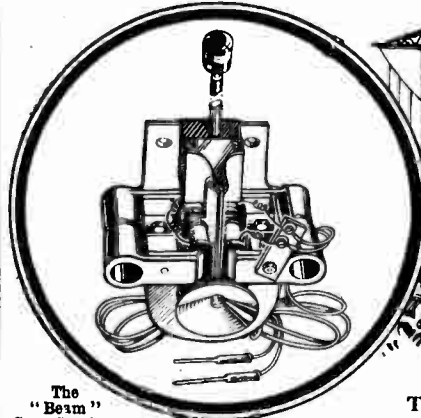
Loewe Radio Resistances never vary. They eliminate crackling noises and "false fading." Current up to 10 watt carried without appreciable heating or change of resistance value. Elements independent of applied voltage. Perfectly homogeneous. Values available from 10,000 ohms to 10 megohms. Retail price ... 2/6

Loewe Radio Condensers safeguard against losses. Dielectric value 20,000 megohms. Tested under potential of 400 volts A.C. Values available from .002 M.F. to .005 M.F.

* Retail price, .002 to .001 M.F. 1/3
.002 to .005 M.F. 1/6

RESISTANCES & CONDENSERS

THE LOEWE RADIO COMPANY, LTD.,
4 Fountain Road, Tottenham, London, N.15.
Phone: Tottenham 3911/2.



The "Beam" Cone Speaker Unit

BEAM TRANSMISSION BEAM REPRODUCTION

It is only by careful research work and the highest constructional skill that perfection in reproduction is obtained. These essentials are responsible for the excellent results given by the "Beam" Cone Unit.

PRICE
21/-

Complete with 4' 6" flexible lead for contacts. Every "Beam" Cone Unit carries a 12 months' guarantee.

It has a four-pole floating armature. It has heavy magnets. It has sensitive and highly accurate control. All coils are entirely dustproof and it is well and truly constructed for long and efficient service

Ask your dealer for Beam.

Beam Ltd.

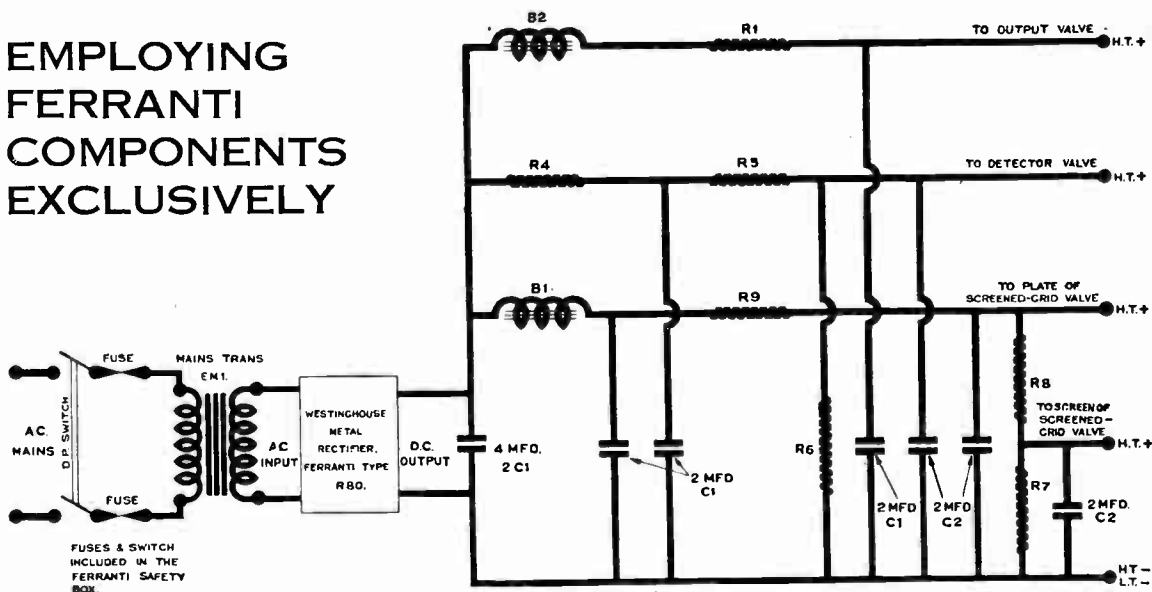
35, FARRINGDON ROAD,
LONDON, E.C.1.

A FERRANTI

H.T. SUPPLY UNIT for the "MEGAVOX THREE"

and other similar Sets using a Tuned Anode or H.F. Transformer Coupled H.F. Stage, Grid Leak or Anode Bend Detector, and a Pentode or Super Power Valve in the Output Stage up to a total output of 200 Volts 100 Milliamps.

EMPLOYING
FERRANTI
COMPONENTS
EXCLUSIVELY



PARTS REQUIRED.

	£	s.	d.
1 FERRANTI Safety Box @ 13/6d.		13	6
1 FERRANTI H.T. Rectifying Unit type R80 (Incorporating Westinghouse Rectifier)	4	4	0
1 FERRANTI Mains Transformer type EM1 (State supply voltage and frequency)	1	15	0
1 FERRANTI Choke type B1	1	1	0
1 FERRANTI Choke type B2	1	1	0
5 FERRANTI 1,000 V. Test 2 mfd. Condensers type C1 @ 5/6d.	1	7	6
3 FERRANTI 500 V. Test 2 mfd. Condensers type C2 @ 3/6d.	10	6	
7 FERRANTI Anode Feed Resistances with holders, having the following values:— @ 4/-	1	8	0
2 - 30,000 ohms.			20,000 ohms.
2 - 10,000 ohms.			5,000 ohms.

£12 0 6

Write for full size free Constructional Chart.

FERRANTI LTD.

HOLLINWOOD

LANCASHIRE

LUSTROLUX

HUGE SUCCESS SCREENED GRID VALVES

INCREASING DEMAND — TAKE ADVANTAGE NOW

If your dealer does not stock "Lustrolux" send direct and enclose his name and address.

"A" Type

2 4 & 6 volts	H.F. L.F. R.C. POWER	5/- Each
---------------------	----------------------	----------

"Super" Type, Pinless.

2 4 & 6 volts	H.F. L.F. R.C. POWER	6/- Each 7/6 Each
---------------------	----------------------	----------------------


ALL BRITISH MADE
Every Valve GUARANTEED

FOR ANY CIRCUIT including SCREENED GRID and all "WIRELESS WORLD" SETS



LUSTROLUX Ltd., Lower House Mills, West Bollington, Nr. Macclesfield

BUILD THE PEERLESS "RESONIC 2"



Reg. No. 45600.

A Christmas Pastime.

Anyone can build this set in 60 minutes. No drilling. No soldering. All wires cut and bent. JUST ASSEMBLE and then immediately enjoy the radio entertainment, which is of splendid tone and comes in at good loudspeaker volume. Circuit allows use of standard valves (1 H.F. and 1 Power).

Blue Print and easily followed Diagram of Connections included with every set. Cabinet and full Kit supplied in Carton.

COST ONLY £3:15:0

Obtainable from all Dealers or—

THE BEDFORD ELECTRICAL & RADIO CO. LTD.,
22, Campbell Road, BEDFORD.

Scottish Office: 113, St. VINCENT STREET, GLASGOW, C.2

A. MUNDAY LTD.

Electrical & Wireless Engineers,

59, Watling Street, E.C.4. 45, Eastcheap, E.C.3.

Telephone: City 2972.

Telephone: Royal 4632

Our once-a-year Stocktaking SALE

commences on **DECEMBER 29th**

Get your copy of

The Wireless World AND RADIO REVIEW **DIARY**

for

1929

THIS little volume contains in convenient compass a mass of information which wireless users frequently require, and the Diary pages provide ample space for memoranda, and notes concerning individual sets and other wireless matters.

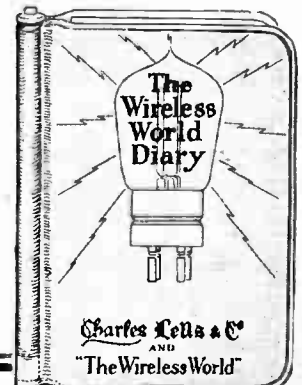
PRICES:

Cloth Bound 1/- net. By post 1/1. In Leather Case, with pockets, pencil and season-ticket window, 2/6 net. By post 2/7.

Published jointly by

"THE WIRELESS WORLD,"
Dorset House, Tudor Street,
LONDON, E.C.4, and
Chas. Letts & Co.

From all Booksellers and Stationers.



Charles Letts & Co
AND
"The Wireless World"

w.w.75

Mention of "The Wireless World," when writing to advertisers, will ensure prompt attention.

PERTRIX

IT'S PERFORMANCE THAT COUNTS!

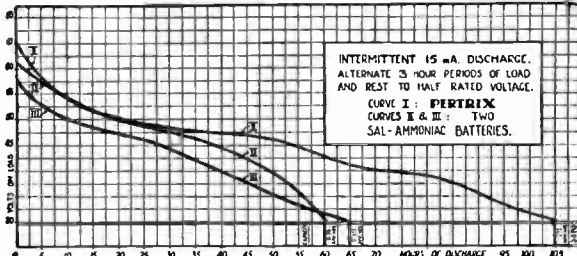
THE CURVE BELOW GIVES A COMPARISON BETWEEN TWO ORDINARY SAL-AMMONIAC BATTERIES AND A PERTRIX PATENT LONG LIFE DRY BATTERY.

The much better result given by the PERTRIX is due to the elimination of loss of energy whilst the battery is idly.

9 VOLT: 18

THE PERTRIX IS A NEW BATTERY EMPLOYING NEW PRINCIPLES

60 VOLT: 8



120 VOLT: 15.6

—AND SETTING A NEW STANDARD IN DRY BATTERY PERFORMANCE.

100 VOLT: 13.7

WRITE FOR LIST "P3," GIVING FULL DETAILS. FREE ON REQUEST

from
A.P.A. ACCUMULATORS LTD.
120, TOTTE HAM COURT
ROAD,
LONDON
W.1.

TELSEN

TRANSFORMERS

Supremacy

is the only word that aptly describes the position of TELSEN L.F. Transformers in the Radio world. The remarkable efficiency has caused widespread demand from all parts of the world. In addition to high quality, they are unsurpassed for value, the "RADIOGRAND" being only 12/6 and the "ACE" (a smaller model for portables) 8/6.

Ratios 5-1 and 3-1.
Entirely British and
Guaranteed 12 months.

TELSEN ELECTRIC CO., LTD.,
207, Aston Road, Birmingham.

Why be tied to your local station?



TWENTY
PROGRAMMES
ANY EVENING—

All Europe at your finger tips!

With the wonderful new Cossor Melody Maker you can get full enjoyment from the continental broadcast. It has knife-edge selectivity. It will cut out your local station like magic. It has enormous range. It will bring you foxtrots from Madrid opera from Berlin vaudeville from Paris programmes from all Europe while your local station is working. Even a novice can bring in 23 stations on this wonderful simple Set. Anyone can build it in 90 minutes, no soldering, no sawing, no drilling, no wireless knowledge is necessary—it's as simple as Meccano. Yet this remarkable Receiver costs only:

£7-15s.

WITH THE WONDERFUL

Cossor
Melody Maker

Price includes the three Cossor Valves, the handsome cabinet, all the parts and even the simple tools necessary for its assembly. Long wave coils 8/6 each extra if required.

Please send me free of charge one of your Constructor Envelopes which tells me how I can build the wonderful new Cossor Melody Maker in 90 minutes.

Name.....
Address.....
W.W. 20 12 25

A. C. Cossor Ltd., Melody Department, Highbury Grove, London, N5

Mention of "The Wireless World," when writing to advertisers, will ensure prompt attention.

6830 B10

The Wireless World

AND
RADIO REVIEW
(16th Year of Publication)

No. 487.

WEDNESDAY, DECEMBER 26TH, 1928.

VOL. XXIII. No. 26.

Editor: HUGH S. POCOCK.

Assistant Editor: F. H. HAYNES.

Editorial Offices: 116-117, FLEET STREET, LONDON, E.C.4

Editorial Telephone: City 9472 (5 lines).

Advertising and Publishing Offices:

DORSET HOUSE, TUDOR STREET, LONDON, E.C.4.

Telephone: City 2847 (13 lines). Telegrams: Ethaworld, Fleet, London."

COVENTRY: Hertford Street.

Telegrams: "Cyclist, Coventry." Telephone: 5210 Coventry.

BIRMINGHAM: Guildhall Buildings, Navigation Street.

Telegrams: "Autopress, Birmingham." Telephone: 2970 and 2971 Midland.

MANCHESTER: 260, Deansgate.

Telegrams: "Iliffe, Manchester." Telephone: 8970 City (4 lines).

PUBLISHED WEEKLY.

Subscription Rates: Home, 17s. 4d.; Canada, 17s. 4d.;
other countries abroad, 19s. 6d. per annum.

Entered as second Class Matter at New York, N.Y.

As many of the circuits and apparatus described in these pages are covered by patents, readers are advised, before making use of them, to satisfy themselves that they would not be infringing patents.

CONTENTS OF THIS ISSUE.

	PAGE
EDITORIAL	841
TALKING FILMS, No. 2—THE BRITISH ACOUSTIC SYSTEM	842
HIGH-FREQUENCY RESISTANCE (CONCLUDED). BY A. L. M. SOWERBY	845
SWITCHING OUT AN L.F. STAGE	849
CURRENT TOPICS	850
NEW APPARATUS	852
THE NEW EMPIRE RECEIVER. BY H. F. SMITH	854
PROGRAMMES FROM ABROAD	859
USEFUL DATA CHARTS: No. 19, Stage 2	864
BROADCAST BRIEFITIES	865
READERS' PROBLEMS	867

BROADCASTING IN 1928.

THE close of the year is a fitting time to look back upon the progress which has been made in the development of broadcasting in all its aspects over the past twelve months, and whilst congratulating ourselves on what has been achieved in this country, we should at the same time look forward to that which remains to be done in the New Year, in order not only to make good any shortcomings of the past, but also that we may welcome 1929 with the determination to make it an outstanding year in the record of broadcasting progress.

It has been suggested that in wireless generally the present year has been one of consolidation rather than initial achievement of outstanding character, and probably this is an accurate general summing-up, although certain events of outstanding importance must not be overlooked.

Much has been done to consolidate the position of broadcasting generally, and it has come to be recognised more and more as a factor in our daily life. Old prejudices are giving place to a recognition of the value of

this new means of simultaneous communication with all parts of the country. In this connection we can cite the instance of the broadcasting of the Service of Remembrance at the Cenotaph on November 11th as of outstanding importance. Until this year permission to broadcast this service had been consistently refused by the authorities, probably for the reason that it was feared that such a step would detract from the solemnity of the occasion. But experience has surely proved that, far from this having been the case, the effect of broadcasting was to make the Remembrance Service a more important event in the life of the nation than had been possible in previous years.

Opposition to broadcasting has been overcome in a number of other directions, and it is particularly exemplified in the improved relations between the broadcasting authorities and those who cater for general public entertainment through the medium of the stage or the concert hall. Permission for the broadcasting of controversial matter, at the discretion of the B.B.C., has also taken practical form during the current year. Whether or not the decision, and the way in which the permission has been interpreted, has proved a success is probably even more a subject of controversy than anything which has been broadcast up to date, but nevertheless the experiment has been tried, and that in itself is a new achievement.

Technical Progress.

On the technical side, in addition to a general improvement in the quality of transmission of some of the stations, we have experienced several ambitious experiments in the direction of re-broadcasting distant transmissions and linking up our own transmitters by land-line to the Continent. These attempts have, in general, been an improvement on former trials, and we may look forward to this aspect of broadcasting becoming of greater importance as time goes on. The regional scheme and alternative programmes have made progress during the past year. With the stations at present available the principle of regional programmes has been in operation for some time past, but will not, of course, take effect in complete form until the proposed new regional stations are ready. Substantial progress has been made towards the construction of the regional station intended to supply London with its alternative programme under the scheme, but we must wait until 1929 before this station can be in operation.

In the direction of short-wave broadcasting by our own station we are afraid that little progress has been made, but we hope that the development of this service and many other important new activities await us in 1929.

TALKING FILMS

No. 2.—

The British Acoustic Film System.

IN the method used by the British Acoustic Films, two films are employed, one for the ordinary pictures and one for the sound record, and both in recording and reproducing these films are run in synchronism. The process of recording involves the conversion of sound variations into electrical current variations with the aid of a microphone. These electrical variations are amplified in the recording amplifier and the resulting currents passed through the element of a special oscillograph which carries a tiny mirror that is turned about a vertical axis, the movement being proportional to the current flowing through the element. A source of light

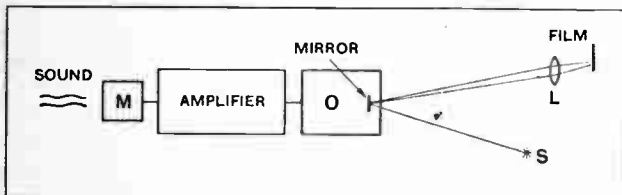


Fig. 1.—Schematic diagram of the recording system. Sound is converted to electric vibrations by a microphone M and amplifier, and a separate film records the light fluctuations which are produced by means of the oscillograph O.

in the form of a thin straight filament is used and the light reflected by the oscillograph mirror after passing through suitable optical condensing arrangements falls on to the surface of a moving sensitised film as shown in Fig. 1.

The reflected light from the oscillograph mirror is so arranged that when no current is flowing (i.e., no sound) just one half of the film is exposed and one half unexposed. When the mirror moves, the line of light which is doing the exposing moves more or less over the surface of the film, giving a record as shown in the photograph. The "sight" or "mute" film is run synchronously with the second film, either by direct drive or by synchronous motors.


The Reproducing Process.


Starting with the sound film containing oscillographic record of the sound, the reproducing gear consists of four main parts, (1) a projector for running the film,

together with the illuminating lamp and optical focusing arrangements; (2) a light-sensitive cell of special construction; (3) an amplifier, and (4) the loud speakers.

The sound film is run steadily and not in jerks like the mute film, involving a special constant-speed device for the projector. The drive may be direct from the ordinary projector or both projectors may be driven by synchronous motors. The light, after passing through the sound film, is focused on to a selenium cell.

This cell is of very special construction, being in the form of a slit whose width is slightly greater than the





The separate sound film.

width of the film. A current is passed through the cell by means of a local battery, and the resulting fluctuations of current through the cell, as the illumination is varied by the sound film, are passed through a special filter circuit which effectively counteracts the lag of the selenium cell by attenuating the lower frequencies in correct proportion.

The voltage developed across part of the filter circuit is applied to the input of the amplifier, which, in the case of the smaller type, is of straightforward design capable of giving 30 watts of undistorted A.C. output to the loud speakers. The H.T. voltage for this amplifier is 400.

Photographs of the projector and cell show the actual arrangement used, while the illustration of the amplifier shows the general appearance. The filter circuit is incorporated in the amplifier and the only controls on the latter are the loud speaker switch, input change-over switch (for two sound projectors) and the

volume control, which is the absolute minimum number of controls that could be used and shows the extreme simplicity of the apparatus.

To turn now to the relative merits of the one- and two-film methods, it must be stated that, firstly, in the two-film method a much larger area of film is available for the sound record than in any other single film method now in use, which enables more "detail" (i.e., higher frequencies) to be obtainable in the sound record, so that the quality of the resulting sound should be better than with the single film methods. Secondly, the type of film and developing technique which has been evolved after much research for taking ordinary cinematograph pictures is intended to give a comparatively "soft" negative—that is, a non-contrasty negative—whereas for the sound record a very

highly contrasty negative is required so as to obviate blurred tones and general lack of the higher audio fre-

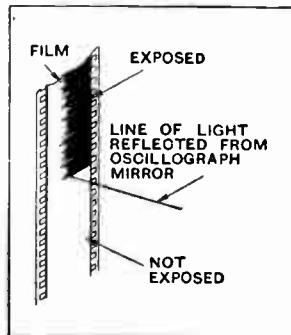



Fig. 2.—A film on which the light fluctuations corresponding to the electric vibrations have been recorded.



The general layout of the amplifier. A filter circuit is incorporated which effectively counteracts the lag of the selenium cell.

Talking Films.—


quencies. With two separate films the two types of negative are comparatively easy to obtain.

Perhaps the greatest advantage of the two-film method, however, is the ease with which "cutting" may be done. Suppose for any reason a section of a film was not required to be shown—for instance, if the censor objected to it—it is extremely easy to remove the unwanted section by running the sound and sight films together on a double re-winder, cutting out equal lengths from the two films and then joining up the ends again—all of which can be done in a few minutes.

With single film methods cutting of a section is by no means easy—where the sound record is on the edge of the film. The portion which synchronises with a given picture is displaced by some inches, so that the film must not be cut straight across if synchronism is to be preserved. In the case of a single film with the sound record on gramophone discs, the cutting of a section is even more difficult.

Musical Accompaniment with any Film.

It should be remembered that a certain amount of cutting—although it is a small amount—is involved whenever a film breaks, and also that the synchronism must



The projector with light-sensitive cell and equipment to handle the sound film

be almost exact or the sight and sound will be noticeable "not together."

As to disadvantages; for transport double the weight of film is needed compared with other methods using one



The amplifier panel. Note the simplicity of control.

film—however one of these methods utilises gramophone discs which are equally heavy and liable to be broken if not carefully handled.

There is also the need of synchronising the two films, which is a difficulty more apparent than real except when one of the films—usually the "mute," as it is under more mechanical strain—happens to break, when the two films must be re-synchronised. This latter difficulty, however, can be got over quite simply in practice by having a continuous record of the length of each film that has passed through the apparatus.

When the Film Breaks.

When one film breaks and a piece is cut out in mending, the corresponding piece on the other film can very easily be found and removed. The breaking of a film, luckily, is not a very common occurrence, and the breakage difficulty involves at least as much trouble with any single film system.

A further advantage of the two-film method is that with any given sight or mute film, either speech or an entirely musical accompaniment may be used on the same reproducing apparatus simply by changing the sound film—also a musical programme may be supplied with any film if desired.

For the Provincial Cinema.

It will be realised that the usual musical accompaniment provided by the orchestra actually at the cinema may in this way be supplemented by any desired musical programme supplied by the separate film—and, further, that the music recorded on the film may be produced in the first case by a really first-class orchestra. The musical programme of the small cinema is often a butt for the humorist; there should be little scope for his wit when synchronous reproduction becomes widely used.

In this way the small suburban and provincial cinemas would be able to provide first-class music as well as synchronised talking pictures at quite a reasonable cost.

Beyond putting on the second film and switching on the amplifier, the operator has no more to do than he has in showing any ordinary "silent" cinema picture.

HIGH FREQUENCY RESISTANCE



Loss of Energy Due to Dielectric.

By A. L. M. SOWERBY, M.Sc.

(Concluded from page 814 of last week's issue.)

WHEN discussing, in the first part of this article, the high-frequency resistance of a coil, the remark was made that the calculated losses, all of which can ultimately be traced to the copper wire with which the coil is wound, make up together some 85 per cent. of the total measured high-frequency resistance of that component. The source of the remaining 15 per cent., and of the losses due to the other parts of the tuned circuits, have yet to be considered.

Turning our attention to the simplest possible form of tuned circuit, we find that it consists of a coil, with its high-frequency resistance, in parallel with a condenser, as indicated in Fig. 4. If we imagine that a high-frequency voltage is induced into the coil, by coupling it, for example, to a second coil connected to an aerial, a high-frequency current flows round the tuned circuit, developing a voltage in its passage through the coil L . Since the condenser is connected in parallel with the coil, this high-frequency voltage is applied to the condenser, and we have to see in what way the condenser responds to this voltage. In case any reader is vague as to the action of a

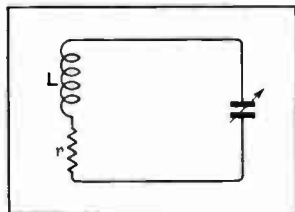


Fig. 4.—A simple tuned circuit. The resistance is shown external to the coil; in actual fact it is the high-frequency resistance of the coil itself and the two are not separable.

condenser, we will digress for a moment to see the effect of a simple direct voltage.

If, as in Fig. 5, a steady potential difference is applied to a condenser, at the instant of completing the circuit we have the two plates of the condenser, which are at the same potential, connected to the two terminals of the battery, whose potential must necessarily differ by the voltage of the battery. This is clearly an unstable state of affairs, so that a current will flow round the

circuit until each plate of the condenser attains the potential of the battery terminal to which it is connected. The flow of current will then stop, because the plates of the condenser are insulated from one another, while the amount of electricity that flows into the condenser before equilibrium with the battery is reached will depend on the capacity of the condenser, being greater if this is larger.

The Conversion of Energy.

Suppose now the battery is disconnected; in that a current has been taken from it, it has lost energy, and this energy has been transferred to the condenser, which retains it in the form of an electric charge. But the energy is not lost; on the contrary, it is easily recoverable. If, as in Fig. 6, the terminals of the charged condenser are joined by a resistance R , the potential difference between the two will drive a current through R , and this current will last just long enough to enable the two plates of the condenser to arrive once more at the same potential. The condenser is then said to be discharged again.

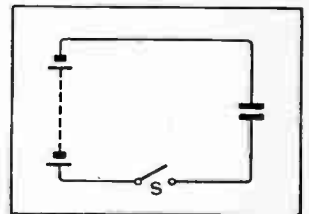


Fig. 5.—Illustrating the application of a steady potential from a battery to a condenser.

Thus the energy taken from the battery during the process of charging the condenser is given up again in the form of an electric current when the condenser is permitted to discharge, and thus no energy is lost. Perhaps a more familiar example of the energy stored in a charged condenser and released again by discharge may be found in the spark that may be drawn from a reservoir condenser of high capacity after charging it from the H.T. battery; a similar manifestation is found when unexpected shocks are mysteriously received from the interior of a set after disconnecting the source of anode

High Frequency Resistance.—

voltage. All this may be summed up by saying that just as the magnetic field set up in the neighbourhood of a coil by the passage of a current stores energy in a form readily reconvertible into an electric current, so the electric field set up within a condenser by the application of a potential difference stores energy in another, but equally reconvertible, form.

A Mechanical Analogy.

Now let us apply this to the simple tuned circuit already mentioned, and shown in Fig. 4, remembering that a high-frequency voltage or current is nothing more than its simple D.C. equivalent continually reversing in direction according to a simple law. We will arrest this rapid alternation at a moment when the current round the circuit is at a maximum, with the condenser uncharged, and will trace at our leisure the succeeding stages, which may occupy an extremely short space of time such as a millionth part of a second or less.

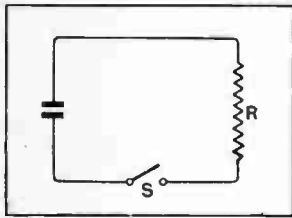


Fig. 6.—If a resistance is connected across a charged condenser the current through *R* will continue until the plates of the condenser are at the same potential.

The current, then, is flowing into the condenser and charging it up; as the charge accumulates, the counter-voltage from the condenser slows down the current until finally it ceases, leaving the condenser fully charged—that is, with an electric field surrounding its plates. The current now begins to flow in the opposite direction, and while it is increasing it is helped by the voltage in the condenser, which discharges itself through the coil just as, in our previous example, it discharged through the resistance. By the time the current has reached its maximum value again, the charge on the condenser has all been used up, and the energy stored in its electric field during the first part of the process has been returned to the circuit as current. The same series of operations is then gone through again, with the sole difference that the current and the voltage are both reversed in direction; we are then back at the beginning of the cycle, at the point where we started, and the millionth of a second is over.

In the case of the magnetic field of the coil we saw that in the ideal case there were no energy losses, but that all the energy withdrawn from the circuit in building up the field was returned to it again as the field collapsed. We also saw that the ideal case could not be realised in practice, but that there were always some sources of energy loss due to the production of unwanted currents in any conductors, including its own wire, that might be within range of the coil. In the case of the electric field set up in a condenser the possibility of losses does not arise through the presence of conductors in the field, but through that of insulators.

So long as there is nothing but air between the plates of the condenser practically all the energy absorbed on charging is returned when the condenser discharges, but if the air is replaced by an insulator less energy is given

out on discharge than was absorbed during charge. If we compare the charging of a condenser to the compressing of a spring we shall have a remarkably close mechanical analogy, the insulator or dielectric situated between the plates, and in which the energy is stored, representing the material from which the spring is made. If the spring is of finely-tempered steel it corresponds to the perfect dielectric, returning on release (discharge) all the energy absorbed during the compression (charge). But if the spring is made of softer material it will take a permanent "set" when compressed, and though it will return towards its original form it will not completely regain it, so failing to return some of the energy expended in compressing it. In just the same way a condenser with an imperfect dielectric does not refund on discharge all the energy spent in charging it, and in both electrical and mechanical cases the lost energy appears as heat.

Losses in Coil Plugs and Formers.

It will be realised that the loss of energy caused by imperfections of dielectric will not be limited in its appearance to components to which the name condenser is applied, but will make its appearance whenever we have an arrangement which in actual fact is a condenser, whatever may be the name under which it chooses to masquerade. Thus whenever there arises a potential difference between two conductors separated by an insulator, there we have the essentials of a faulty condenser. In the tuning coil, for example, there are a number of turns, separated by the insulation of the wire and by that of the former on which the coil is wound; as the high-frequency current flows through the coil there will be a potential difference between different turns, and this will be larger the further apart the turns are in order of winding. If, for example, the first and last turns are brought to sockets in a plug made of an insulator which has poor dielectric properties, the losses introduced will be very appreciable indeed, and will form quite a big proportion of the total high-frequency resistance of the coil. It is clear from this that it is essential to choose for the plug of a plug-in coil, and for the holder that is to receive it, a material in which the dielectric losses are small, and that if the highest efficiency is sought no material other than air, which is a dielectric introducing practically no losses whatever,

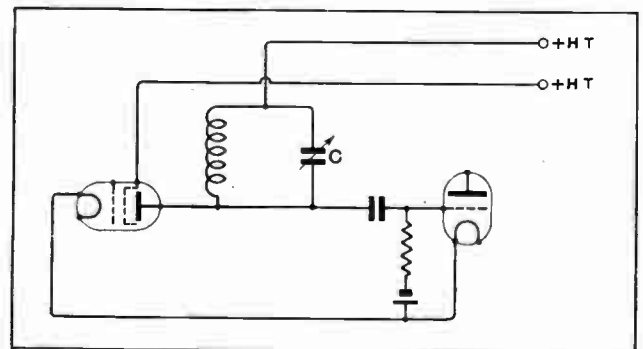


Fig. 7.—A popular coupling used to connect a screened grid valve to the succeeding valve.

High Frequency Resistance.—

must be allowed to intervene between these two points of connection.

The odd 15 per cent. of the high-frequency resistance of a coil, which cannot be accounted for by the calculated losses in the wire itself, are due to the dielectric losses in the former of the coil and in the insulation between turns; in this estimate no allowance is made for plugs or holders for making connection to the ends.

In the tuning condenser itself, where the dielectric between the plates is almost entirely air, the absorption

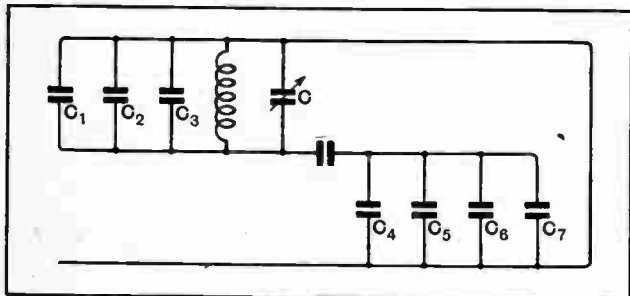


Fig. 8.—The equivalent circuit of Fig. 7, where each component that is likely to increase the high-frequency resistance is represented as a condenser.

of energy due to imperfections of dielectric are truly negligible; this component contributes but an inconsiderable trifle to the high-frequency resistance of the tuned circuit as a whole.

But, as already hinted, there are other condensers in the circuit in parallel with that used for tuning, and in these the dielectric is seldom above reproach. In Fig. 7 there is given a circuit in common use to-day; it represents the intervalve coupling between a screened-grid valve and the valve, whether H.F. amplifier or detector, that follows it. In Fig. 8 the same circuit is repeated, with each component that is likely to increase the high-frequency resistance of the tuned circuit through dielectric losses represented as a condenser, and with the high-tension battery omitted to simplify the diagram.

Actual Measurements of H.F. Resistance.

It will be seen that across the tuned circuit, in addition to the legitimate tuning condenser C, there are no fewer than seven other sources of capacity, and each of them, owing to the presence of solid insulating material of some kind or another, is a possible cause of serious loss. C₁ and C₂ stand for the glass pinch and insulating base respectively of V₁, while C₃ is its holder. C₄ is the grid-leak holder, C₅ the holder for V₂, and C₆ and C₇ the base and pinch of this valve. The capacity of each of these components is connected across the tuned circuit, each contains solid dielectric, and each is therefore a potential source of high-frequency losses.

The writer has estimated the resistance thrown into the tuned circuit by some of these incidental capacities; that is to say, has found the value of the high-frequency resistance that needs to be added to that of the coil in order to produce the same effect as connecting these components across the tuned circuit. The apparatus

used for the purpose is shown in Fig. 9, where the valve is an anode detector with a meter in its plate circuit; this meter indicates by its deflections the high-frequency voltage induced into the tuned circuit by the oscillator (not shown). R stands for a number of interchangeable resistances of fine wire, the values of these resistances being known, and being the same, within narrow limits, for high-frequencies as for direct current, on which they were measured. The measurements consist in reading the deflections of the meter, for a fixed position of the oscillator, with each of the resistances R connected in turn in the tuned circuit, and plotting a curve connecting the deflections obtained with the values of the resistances. Keeping the oscillator coupling unchanged, the various components to be tested are then connected in turn across the tuned circuit, and the deflections of the meter are noted. Reference to the curve at once gives the effective resistance introduced by the component in question.

Measurements were carried out in this way with a number of components of different types and different makes, and on a number of different wavelengths, varying from 200 to 550 metres. In all cases the coil was a standard *Wireless World* Litzendraht coil on a 3in. paxolin former; it had an inductance of 259 microhenrys. The tuning condenser was an ordinary "low-loss" instrument of well-known make.

Valve-holders.

Two valve-holders of different types have been selected as examples; for obvious reasons the names of the makers are not given. Holder A consisted of a solid block of (apparently) bakelite containing the four sockets; this was suspended by springs in a larger bakelite block carrying the terminals. It is a thoroughly well-made and very popular holder. Holder B had no

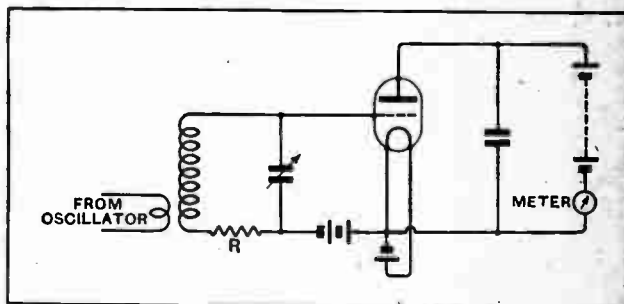


Fig. 9.—Circuit diagram of valve voltmeter for measuring relative values of high-frequency voltage induced in the tuned circuit by the oscillator. R represents interchangeable resistances of fine wire.

insulating material at all between the valve-legs, except for a thin shell through which the legs passed to the four sockets below; these were supported by the sides of the shell. This holder is a cheap one, not very prepossessing in appearance. The results obtained were as follows:—

	WAVELENGTH OF TEST. (Metres.)					
	200	225	250	300	400	550
Holder A ..	8.3	5.7	4.2	2.7	1.1	0.5 ohms
Holder B ..	1.6	1.1	0.8	0.5	0.4	0.2 ohms

High Frequency Resistance.—

In making the measurements, the plate terminal of the holder was joined to the two filament terminals, these three being connected to one side of the tuned circuit and the grid terminal to the other. This arrangement represents the state of affairs in a Moulin voltmeter, in connection with which the measurements were primarily made.

Valve-base Dielectric Losses.

Two things will at once be noticed from the table above; first, that the "better" valve-holder turns out to be by far the worse from our present point of view, and, second, that the effective resistance in both cases increases rapidly towards the bottom end of the wavelength range covered by the coil used. This latter effect is common to all such measurements as these, and is due to the fact that as the capacity of the tuning condenser is decreased a greater and greater proportion of the total high-frequency current flowing has to pass through the capacity of the component being examined.

Now the calculated resistance of the tuning coil with which these valve-holders were in parallel varies with wavelength, too; the values of the high-frequency resistance due to the copper of the coil, ignoring any dielectric losses, are as follows:—

Wavelength.					
200	225	250	300	400	550 metres
H.F.R. of coil.					
5.9	5.0	4.3	3.5	2.5	2.0 ohms

The very considerable effect that Holder A will exert on the characteristics of the tuned circuit across which it is connected will at once be seen, for at all wavelengths up to 250 metres it *more than doubles* the effective high-frequency resistance of the circuit as a whole, and even at 550 metres, where it has least effect, it adds 25 per cent. to the resistance. And this valve-holder is unfortunately only one of seven sources of enhanced high-frequency resistance.

These figures throw into strong relief the necessity for choosing valve-holders in which there is the minimum of insulating material between the sockets, at least when efforts are being made to keep the high-frequency resistance of the circuits down to as low a value as possible. Even when extremely low resistance is not required, the use of such holders renders the design of a receiver very difficult, for the tuned circuits, when in the completed receiver, will have a resistance widely different from that anticipated by calculation during the working out of the design.

It was suspected that, from the point of view of high-

frequency losses, bakelite might be a less desirable material than ebonite, and tests were made on this point.

The writer had no ebonite valve-holders available, and so turned his attention to grid-leak holders. Holder A was of bakelite, being the beautifully finished product of a first-class firm. Holder B was a shoddy thing, made of very doubtful-looking ebonite, but being to hand was put through its paces. The results were these:—

		WAVELENGTH OF TEST. (Metres.)					
		200	225	250	300	400	550
Holder A	1.35	0.85	0.7	0.5	0.2	—
Holder B	0.15	0.1	0.1	—	—	—

The fact that the equivalent resistances introduced by these components was small made the taking of accurate measurements difficult; there is no doubt, however, which is the better material.

It occurred to the writer that there would be but little point in choosing valve-holders and other components with care if the insulating bases of the valves themselves were likely to introduce a large equivalent resistance; the stock of valves was therefore investigated, and it was found that one of a pair of identical valves had a loose base. This was therefore removed, and comparison measurements were made with the two valves, filament and plate being in both cases connected to one side of the tuned circuit, while the grid was connected to the other, just as in the case of the valve-holders already mentioned. The following were the results:—

WAVELENGTH OF TEST. (Metres.)						
200	225	250	300	400	550	
Valve with base.						
7.8	5.3	3.8	2.5	1.0	0.5	ohms
Without base.						
1.05	0.8	0.6	0.5	0.25	0.1	ohms
Difference.						
6.75	4.8	3.6	2.0	0.75	0.4	ohms

The last line represents the losses in the valve-base itself, while the second represents the losses caused by the glass pinch of the valve. Other valves were also examined, and gave results similar to those in the first line of the table. It is therefore clear that considerable high-frequency resistance is introduced into any tuned circuit across which a valve is connected by the dielectric imperfections of the insulating compound in which the legs are embedded.

Total Losses.

If we revert to the circuit of Fig. 7, and consider the total high-frequency resistance that may be introduced into the tuned circuit by an incautious selection of com-

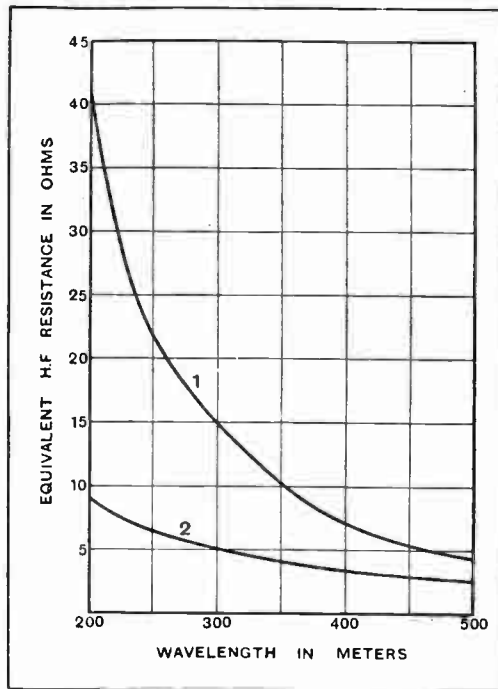


Fig. 10.—Curves showing variation of high-frequency resistance of complete tuned circuit with wavelength. Curve 1 gives the result of employing normal components with high dielectric losses, while in curve 2 all precautions to eliminate dielectric losses have been taken. In both cases the coil is a standard Litz coil of 68 turns on a 3in. former.

High Frequency Resistance.—

ponents, we arrive at a rather alarming result. Two "A" valve-holders, two valves, and an "A" grid-leak holder provide the following:—

	WAVELENGTH OF TEST. (Metres.)					
	200	225	250	300	400	550
Total added resistance	33.5	22.8	16.7	10.9	4.4	2.0 ohms

If these figures are compared with those calculated for the coil alone, it will be seen that at the highest wavelength the resistance is doubled, while at the lowest it is increased to nearly seven times the expected value. Such variations as these, unless allowed for, make receiver design a matter of pure guesswork; it need hardly be pointed out that it is better to avoid these losses as

far as practicable. As a comparison, the following table gives the minimum additional resistance that can be obtained, on the basis of these measurements, by using "decapped" valves (two), no valve-holders, and the "B" grid-leak holder.

Wavelength... ..	200	225	250	300	400	550-metres
Added resistance..	2.25	1.7	1.3	1.0	0.5	0.2 ohms

The difference between this table and the last is so overwhelmingly great that it needs no stressing, but as pictures speak more clearly than figures, curves of H.F. resistance of coil *plus* components, on the basis of these last two tables, are appended to show the result of a whole-hearted effort to remove these sources of dielectric loss.

SWITCHING OUT AN L.F. STAGE.

A Simplified System which Requires no Change of Grid Bias.

ALTHOUGH there are so many objections to the use of switching in wireless receivers that it is, on the whole, a practice to be avoided, yet there are many who prefer, from motives of economy, to switch out one valve at least from their receiver when listening to the local station. With certain receivers there is an additional advantage in so doing, in that the quality of reception is often better when fewer stages of amplification are in use. This is more particularly true when an anode rectifier, which is not easily overloaded, is in use, and in this case especially it pays, from the point of view of quality, to give the detector a generous input, and amplify but little afterwards, rather than to cut down the input to the detector and to follow it by a considerable degree of low-frequency amplification.

Fig. 1 shows an anode rectifier coupled by a resistance to the low-frequency amplifier, which is in turn coupled by a transformer to the output valve. This circuit has very wide appeal, and is employed in a large number of receivers now on the market, for it gives the highest amplification attainable with two valves following an anode rectifier, while the quality may be made, by suitable choice of components and valves, as good as any transformer-coupled amplifier can give.

The simple switching arrangement shown in Fig. 1 enables the low-frequency amplifying valve V_2 , together with its transformer, to be cut out, by connecting the grid of the output valve V_3 to the grid of V_2 , so that V_3 receives directly the output of the detector. The filament of V_2 may be switched off by means of another pair of contacts on the switch, or by its individual rheostat, if one is fitted.

It will be noticed that the secondary of the transformer is still left in circuit, taking the place of the usual grid-leak. By this means grid bias connections need no alteration when the intermediate valve is cut out, while the last valve may still be overloaded, by those who are in the habit of so doing, without fear of the choking that overloading brings in its train when a grid condenser and leak are used.

There is a complete circuit, when the switch is closed, through the transformer secondary, the grid leak, and a

portion of the grid-bias battery, through which a small current, drawn from that battery, must flow. This current is so small, being only that which ten or fifteen volts can drive through the leak, that its effect in diminishing the life of the battery need not be taken into account. If a five-megohm leak is used—and there is no necessity to employ a lower resistance than this—the current will only be about three microamperes.

The circuit shown has the additional advantage that in listening to the local station, when the value of a distortionless amplifier is most clearly felt, the transformer

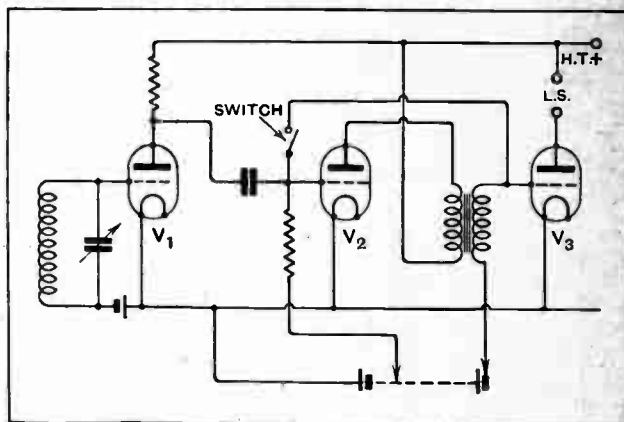



Fig. 1.—Switching out the first L.F. valve in an amplifier of the type used in many popular receivers.

primary is eliminated, so improving the quality. For distant reception, where high amplification is very helpful and small differences in quality are not noticeable against the noisier background, the transformer is replaced.

In arranging this circuit in practical form, the switch should be placed as close as convenient to the grid of V_2 , so that the connecting wire may be short, even at the expense of lengthening the wire connected to the grid of V_3 . By so doing any ill-effects of the switch will be kept to a minimum.



CURRENT TOPICS

Events of the Week in Brief Review.

PROS AND CONS.

Controversial topics are to be included in German broadcasting, beginning in January.

○○○○

BRITISH LICENCE JUMP.

An increase of 34,706 receiving licences was registered in November, the total being 2,564,516. The increase noted in November, 1927, was 18,000.

○○○○

AUSTRALIAN WIRELESS SHOW.

The Melbourne Exhibition Building is to be the venue of a Radio Show, organised by the Victoria Wholesale Radio Association, from April 13th to 20th next.

○○○○

BOXING DAY VENTURE.

The Calcutta broadcasting station will make a special effort to receive and relay the 32-metre transmission from WGY, Schenectady, in the early hours of December 26th.

○○○○

SOUTHEND RADIO SHOW.

The Southend and District Radio Society will hold its 5th Annual Radio Exhibition and Demonstration at the Boys' High School, Victoria Circus, on January 5th.

○○○○

MARCONI HOUSE ON THE MARKET.

Marconi House is now in the lists of the estate agents preparatory to its sale when the wireless-cable merger company enters into occupation of new premises on the Embankment.

○○○○

WHERE THE "SPARKS" GO.

At the recent annual dinner at Portsmouth of past and present members of the Royal Naval Wireless Society it was stated that many "ex-sparks" were now engineers of the B.B.C.

○○○○

BERLIN RELAYS JAVA.

On December 14th the Berlin broadcasting stations successfully relayed a Wagner concert from Java, in the Dutch East Indies. The transmitter was Bandoeng, on 31.93 metres.

○○○○

MAN-MADE STATIC.

The Austrian Parliament is shortly to consider a Bill making it a punishable offence to operate high-frequency apparatus for massage or other purposes to the detriment of broadcast reception.

AERIAL TOWN.

The little town of Colyton, in Devon, is becoming entangled in its own wireless aerials. At a recent Council meeting it was decided to ask residents to try to install their aerials at the backs of the houses instead of across the street.

○○○○

VISITORS TO OLYMPIA.

During the seven days of the Olympia Radio Show in September, 123,531 visitors paid for admission. The corresponding number for 1927 was 99,135, and for 1926 116,570. The 1926 exhibition was open for thirteen days.

THE COMPLIMENTS OF THE SEASON

TO all readers of *The Wireless World*, from China to Peru, we wish a Merry Christmas and a Happy and Prosperous New Year. May reception grow in strength and signals never fade.

THE TELEVISION SOCIETY.

Mr. J. Cameron Rennie, B.Sc., M.I.E.E., will lecture on "Scanning Methods Used in Television" at a meeting of the Television Society on January 1st, at 8 p.m., at the Engineers' Club, Coventry Street, London, W.1.

○○○○

A SEDUCTIVE OFFER.

A Southport firm of building contractors announces that all purchasers of a house or bungalow to the price of £495 will be given a wireless receiver, complete with loud speaker and all accessories, installed free of charge.

○○○○

BEAM BRINGS PROSPERITY TO AUSTRALIAN WIRELESS.

The Amalgamated Wireless Company of Australia has just paid its first dividend since 1922. The new dividend is 6 per cent. for the year ended June 30th last. It is understood that the increased profits are due to the company's beam system.

ALL ABOUT TRANSMITTING AERIALS.

Messrs. P. P. Eckersley, T. L. Eckersley, and H. L. Kirke will give a joint paper at the meeting of the Wireless Section of the Institution of Electrical Engineers on Wednesday, January 2nd. Their subject will be "The Design of Transmitting Aerials for Broadcasting Stations."

○○○○

OLD SETS PLAY QUEER TRICKS.

"There are too many American homes with receiving sets bought in 1924 and 1925," declared Mr. O. H. Caldwell, a Federal Radio Commissioner, in a recent speech. Such homes, he said, were not listening to 1928 radio. What they were hearing, without knowing any better, was 1924 or 1925 radio.

○○○○

MARCONI'S AND FOREIGN SHAREHOLDERS.

At an extraordinary general meeting of the Marconi International Marine Communication Company, Ltd., held on December 14th, it was unanimously resolved that alterations be made in the articles of association providing that at no time should more than 25 per cent. of the company's issued shares be in the hands of foreigners.

○○○○

WIRELESS PICTURES AS SOUVENIRS.

A sum of £1 10s. 6d. was realised by the sale of wireless pictures at a recent luncheon of the Glasgow Business Club, the money being handed over to a fund for disabled ex-Service men. Three of the pictures were received from Daventry on a "Fultograph" during the luncheon; the others had been received on different occasions from Berlin and Vienna.

○○○○

NEWS PICTURES AT SEA.

Following the recent production of the first picture paper ever printed and published at sea, the *Daily Telegraph* picture broadsheet was a daily feature on board the *Olympic* on her voyage to New York last week.

The pictures, transmitted from Rugby, and received on an ordinary "Fultograph" instrument, consisted of typical news photographs. Although the *Olympic* encountered heavy weather, this in no way affected reception, though it caused some difficulty in the making of process blocks.

TELEPHONING TO TRAWLERS.

A wireless telephone operator has been specially detailed at Humber Radio to facilitate communication between trawlers on the Dogger Bank and the owners and relatives on shore. Many of the trawlers are now fitted with telephony sets, though not equipped with ordinary ships' wireless installations.

○○○○

THE PHANTOM ORCHESTRA.

The latest combined gramophone and wireless reproducer is known as the "Phantestra." A company of that name has been formed with a capital of £250,000. It is stated that the "Phantestra" will be supplied either in the form of a super model for cinemas, theatres, etc., or as a cabinet model for home use.

○○○○

LUXURY OR NECESSITY?

A Peckham resident, summoned for working a wireless set without a licence, pleaded that he was on short-time work, but had intended to take out a licence when his work was full time.

The Magistrate: Wireless is a luxury. If you can't afford, you should not install it.

The defendant was fined half-a-crown and 10s. 6d. costs.

○○○○

TRANSATLANTIC GREETINGS BY PHONE.

The Postmaster-General announces that for members of the public who wish to exchange greetings with friends in Canada, the United States, Cuba, or Mexico arrangements have been made to open the Transatlantic telephone service at 8 a.m. (British time) on Christmas Day instead of at the normal hour of 11.30 a.m. The service will remain open all day and up to 3 a.m. on December 26th.

○○○○

EMPIRADIO AT CHRISTMAS.

Special arrangements have been made by the Post Office to enable the public to make the utmost use of the Imperial wireless and cable services for the dispatch of Christmas and New Year greetings. A similar service will be introduced for the first time to most European countries.

Messages for India, Burma and Ceylon via Empiradio are accepted at 2s. 6d. for ten words and 3d. per word thereafter. The same rate holds good for messages to Canada via Imperial or Empiradio. Reduced rates are also in force for greetings to South Africa, Australia and Kenya.

All greetings telegrams by these services should bear the indication "XLT," which is charged as one word. The reduced rates remain in force until January 2nd.

○○○○

A ROVING MESSAGE.

Probably the most roundabout method of sending a wireless message was that adopted recently by the radio operator in the *New York Times* office who wished to communicate with a friend in a New York suburb. Unable to reach

him on the telephone and knowing that his friend was listening to a message from the Byrd Antarctic Expedition 10,000 miles away, he got in touch with the operator in the expedition ship, *Eleanor Bolling*, who in turn relayed the message to the sealing vessel *City of New York*. The operator on this boat included the message in a Press dispatch to New York, and it reached its destination only a few miles from its starting point.

○○○○

INTERNATIONAL WIRELESS OPERATORS' MEMORIAL.

The parents of Michael Joseph O'Loughlin, the wireless operator who lost his life in the *Vestris* disaster, have been informed by the Veteran Wireless Operators' Association that their son's name is to be inscribed in granite on the wireless operators' monument in Battery Park, New York. The monument was erected in 1915 and is international. It carries the names of operators of all countries who have died in the course of duty.

FORTHCOMING EVENTS.

WEDNESDAY, DECEMBER 26th.

Edinburgh and District Radio Society.—At 8 p.m. At 117, George Street. Lecture by Mr. M. Scroggie, B.Sc.

THURSDAY, DECEMBER 27th.

Stade Radio (Birmingham).—At 8 p.m. At the Parochial Hall. Members' Night. Talk on Electricity.
Golders Green and Hendon Radio Society.—Third dance. At 7.30 p.m. At the Club House, Willifield Way. Fancy dress optional. (Tickets 3s. 6d., inclusive of refreshments.)

MONDAY, DECEMBER 31st.

Harkney Radio and Physical Society.—At 8 p.m. At the Electricity Showrooms, Lower Clapton Road, E.5. Informal meetings: Discussion of Future Programme.

ILLICIT TRANSMISSIONS IN SOUTH LANCASHIRE.

A year's search by Post Office engineers culminated in the appearance at the Bolton Police Court last week of Cecil Grundy, of Rishton Lane, Bolton, who was found guilty of operating a wireless transmitter without a licence. He was fined £5 and ordered to pay £5 5s. costs.

Mr. Frank Elliott, prosecuting for the Post Office, said that Grundy's call sign ORS had been heard in Manchester for two years, usually on Sundays and at midnight, after ordinary broadcasting had ceased. Engineers had made about twenty visits to the town before narrowing down the search sufficiently to detect the defendant's set. He added that there were more unauthorised transmitting stations in South Lancashire than in all the rest of England put together.

○○○○

SCREENED-GRID VALVES IN D.F.

Messrs. Elder Dempster & Co., Ltd., have given orders for their ships *Adda*, *Accra*, *Appapa*, *Appam* and *Abinsi* to be fitted with Marconi direction-finding apparatus, and the work of installation will proceed as the ships become available.

The Marconi International Marine Communication Company's Direction

Finder Type 11G is the latest design of marine direction finder, and uses high-frequency amplifying valves of the screened-grid type.

Another feature of this instrument is the introduction of two calibrated dials in the direction finder unit. One is fixed, and the bearings indicated thereon are relative to the ship's head. The second dial is rotatable, and on being set to the ship's true course will indicate true bearings that need no correction, providing the ship is on her course when the bearing is taken.

○○○○

PHYSICAL AND OPTICAL SOCIETIES' EXHIBITION.

The Nineteenth Annual Exhibition of the Physical and Optical Societies is to be held on Tuesday, Wednesday and Thursday, January 8th, 9th and 10th, 1929, at the Imperial College of Science, Imperial Institute Road, South Kensington, and will be open in the afternoon from 3 p.m. to 6 p.m., and in the evening from 7 p.m. to 10 p.m.

Over eighty firms have accepted the invitation to exhibit in the Trade Section at this exhibition, and in addition a group of research and experimental exhibits is being arranged, which will be shown by Fellows of the Societies and others, and a number of research laboratories and other institutions. Some interesting historical exhibits will also be included.

On January 8th Professor F. Lloyd Hoopwood, M.A., F.Inst.P., will deliver a lecture on "Experiments with High-frequency Sound Waves."

Invitations to the exhibition have been sent to the Institution of Electrical Engineers, the Institution of Mechanical Engineers, the Royal Aeronautical Society, the Royal Meteorological Society, the Faraday Society, and a number of other societies and bodies. As in previous years, members of these societies should apply for tickets to their secretaries. Others may obtain tickets on application to the Secretary, the Physical and Optical Societies, 1, Lowther Gardens, Exhibition Road, London, S.W.7. Tickets are required only on January 8th and 9th. Admission on the third day, January 10th, will be without ticket.

○○○○


WIRELESS AT WESTMINSTER.

(From Our Parliamentary Correspondent.)

The New Broadcasting Premises.

Mr. Malone asked the Postmaster-General last week whether the British Broadcasting Corporation obtained his approval before deciding on the purchase of new premises; and, if so, whether the question of a national opera house was considered.


Sir W. Mitchell-Thomson said that this matter was dealt with by the British Broadcasting Corporation under the general powers which had been conferred upon them, and it was not necessary for them to obtain his approval. The second part of the question did not therefore arise.



A Review of Manufacturers' Recent Products.

"TAYLORADIO" H.F. CHOKE.

The winding of this choke is air spaced, and is wound in seven sections supported on slotted vertical ebonite rods. The



"Tayloradio" H.F. choke; D.C. resistance, 770 ohms.

windings are set up in a cylindrical glass tube mounted on an ebonite base provided with terminals.

The choke has an excellent impedance

curve which is not too peaked, and gives the following values:—

Wavelength (metres).	Impedance (ohms).
200	12,800
500	47,700
1,600	263,000

Resonance occurs at about 2,200 metres, up to which wavelength the choke can be used without fear of self oscillation.

The "Tayloradio" choke is made by Messrs. W. W. Taylor, 33, Farnival Street, London, E.C.4, and the price is 4s. 6d.

o o o o

MARCONIPHONE "POPULAR" TRANSFORMER.

The small dimensions of this transformer—2½ in. × 2¼ in. × 1½ in.—make it eminently suitable for use in portable sets or where space is limited. In spite of its small dimensions, it has a remarkably good performance when preceded by a valve of medium impedance, e.g., 10,000 ohms. A practical test proved the reproduction to be clean and crisp; the amplification of extremely high frequencies

was good, and it is only when the very lowest frequencies of the order of 30 or 50 cycles are reached that any inferiority to more expensive transformers is noticed, and then only to a small degree.

The transformer has a ratio of 4:1, and the inductance of the primary was shown by measurement to be 12.2 henrys without D.C. flowing through the windings.



Marconiphone "Popular" L.F. transformer for use in portable sets.

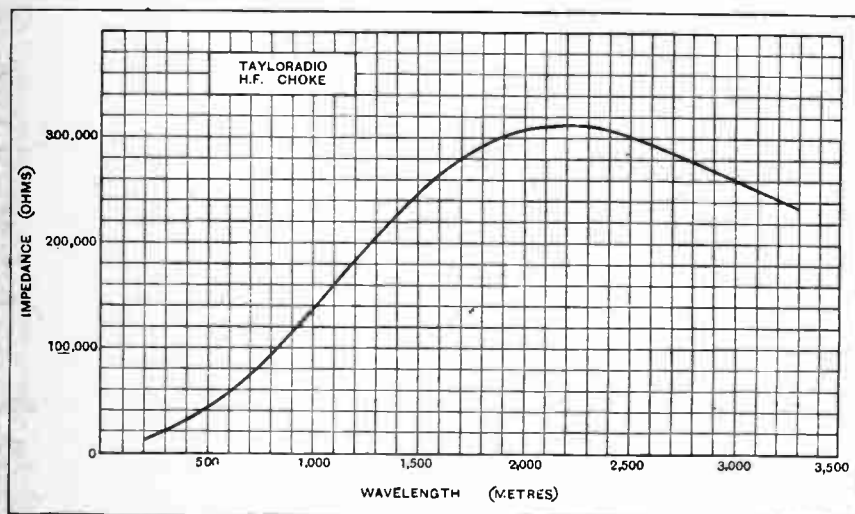
The screening case is fitted with reversible feet and the transformer can be mounted with the terminals in the best position for wiring.

A twelve months' guarantee is given and the price is 12s. 6d.

o o o o

GAMBRELL VOLUVERNIA.

This is a high resistance potentiometer designed primarily for use as a volume control. The maximum resistance of the particular specimen tested was within 2 per cent. of its stated value and the minimum resistance, with the moving contact just free from the end stops, approximately 300 ohms. Between these two limits the value change is practically proportional to the angular displacement of the control knob. Only at one part of the track was there any appreciable deviation from the straight line, and this was in the order of 8 per cent. only at



Impedance curve of the "Tayloradio" H.F. choke; external capacity, 8 micro-mfd.

the maximum. The movement is very smooth, denoting an even pressure at all parts of the track, and this doubtlessly attributes largely to the steady change in resistance over the whole scale. The resistance changes from maximum value to minimum in slightly less than one complete revolution of the knob. The component is intended for panel mounting, and is provided with a single hole fixing attachment. The makers have apparently



Gambrell "Voluvernia," a one-megohm potentiometer primarily intended as a volume control.

given careful thought to the design, and, bearing in mind the extensive use of metal panels, have supplied with each component two ebonite bushes. In these cases a half-inch diameter hole must be drilled in the panel, but for mounting on insulating material the ebonite bushes can be removed and a 3/8 in. hole will suffice to clear the fixing attachment.

The component is particularly suited for use in any position provided it is not required to pass too large a current. For example, it can be connected across the input terminals of a gramophone amplifier and the moving contact taken to the grid of the valve with one end of the resistance element connected to a suitable point on the grid bias battery, or it can be used in place of the grid leak in either a resistance-capacity or choke-coupled amplifier. Many other uses will suggest themselves to the experimenter. The component is very compact, the dimensions being 2 in. in diameter over the terminals and 1 in. in depth. The makers are the Gambrell Radio, Ltd., Buckingham House, Buckingham Street, London, W.C.2, and the price is 6s. 9d.

"STANDARD" LECLANCHÉ L.T. BATTERY

It is in remote country districts that the benefits of broadcasting are most appreciated, yet it is in these circumstances that there is difficulty in installing a valve set owing to the problem of accumulator charging. Many isolated farmers at present struggling along with a crystal set and a big aerial would willingly purchase a valve set if they could be assured of trouble-free service over a reasonable period.

The old D.E.3 valve used in conjunction with dry batteries of the bell-ringing type, partly solved a problem which now finds its complete solution in the use of large capacity wet Leclanché cells. These cells are well suited for supplying filament current to modern "point one" filament valves and should run a two-valve set for 6 months or more without attention.

The "Standard" sac Leclanché low-tension battery consists of two cells enclosed in a wooden cabinet measuring 12 1/4 in. x 6 1/2 in. x 10 in. The cells are separated by a partition and the glazed earthenware jars are treated at the top with paraffin wax to prevent creeping of the electrolyte. The sacs and zincs are of unusually large dimensions, and completely fill the interior of the jars, the inside dimensions of which are 7 1/2 in. x 4 1/2 in. diameter. The zinc is separated from the sac by square-section rubber rings.

The maximum economical discharge of the battery is 0.25 amp., which is the current required by the average 2-volt two-valve set employing a 0.1 filament detector and a 0.15 filament output valve. In order to keep the current constant during the life test, a variable resistance was employed in conjunction with a fixed minimum resistance of 8 ohms. The fixed resistance represents the two-valve filaments in parallel, and the variable resistance is necessary in order to keep the voltage across the filaments constant at 2 volts. The initial voltage of the battery is 3.0 volts (1.5 volt per cell), so that a variable filament resistance of not less than 4 ohms is essential in any receiver using these batteries for L.T. supply. If the resistance is not incorporated in the set it must be fitted externally—preferably in the +L.T. lead.

Throughout the test the resistance was adjusted to keep the current constant at 0.25 amp., and this value was maintained for the first 400 hours. By this time the contact arm on the resistance had reached zero, and from 400 hours onwards the only resistance in circuit was the 8 ohms representing the fila-

ments. The receiver would continue to give signals with less than the normal filament current, probably for a further 50 or 100 hours, depending on the type of valves used. The life of the battery can therefore be put at about 450 working hours, which is equivalent to six months' normal use. It is interesting to note that this will also be the average life of the H.T. battery if its capacity is correctly chosen to suit the anode



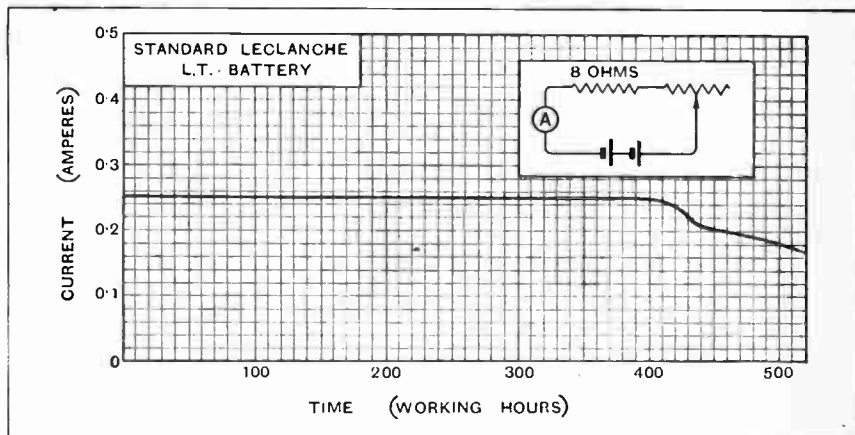
"Standard" sac Leclanché low tension battery.

current taken by the set and the replenishment of both batteries may be undertaken at the same time.

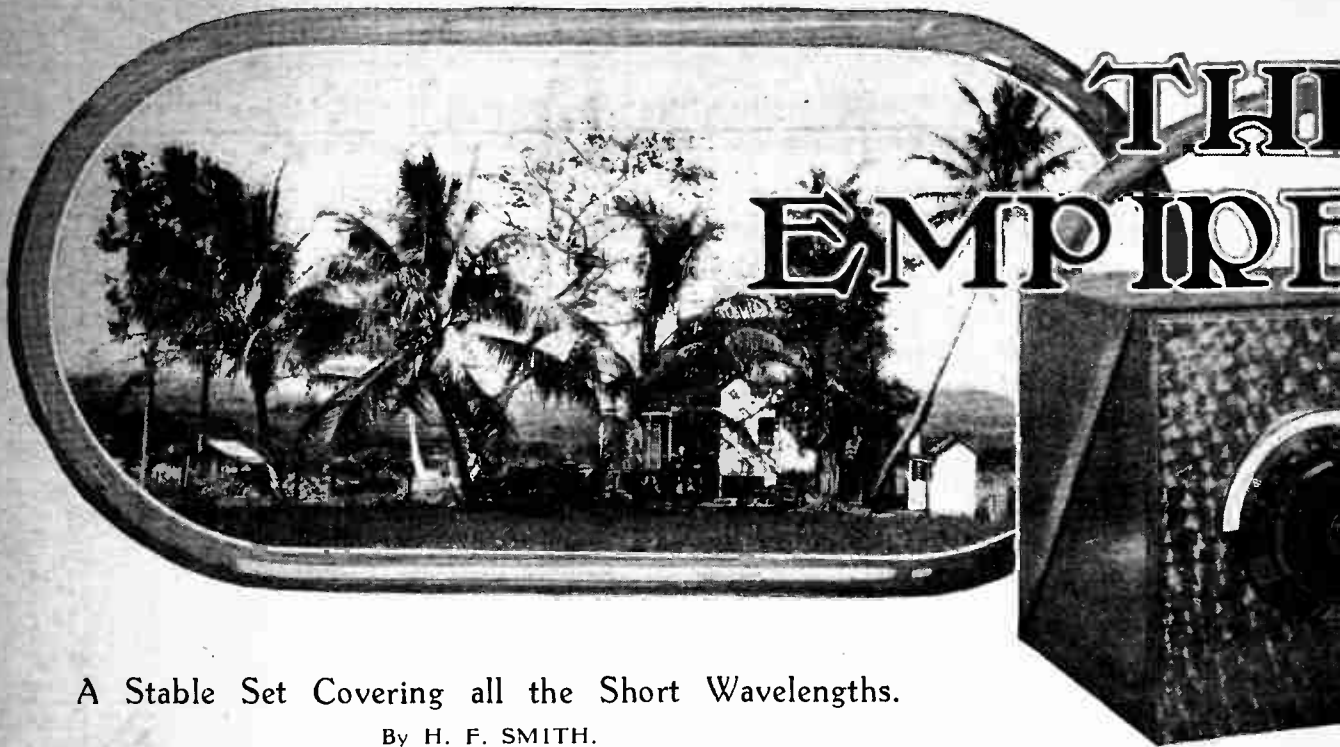
When renewing the L.T. battery, fresh sacs as well as zincs should be used, and the cost of recharging, including electrolyte, will amount to 14s.

A thin layer of oil on the surface of the electrolyte is recommended and will prevent evaporation. Oil was used in the battery under test, and no addition of water was necessary during the time of the test, the liquid maintaining the correct level throughout.

The battery is made by the Standard Wet Battery Co., 184-188, Shaftesbury Avenue, London, W.C.2, and the initial cost complete with electrolyte is 26s. 6d.



Discharge curve of the "Standard" L.T. battery; current maintained constant at 0.25 amp. by means of variable resistance until E.M.F. fell below 2.0 volts when the resistance in circuit was maintained constant at 8 ohms.



A Stable Set Covering all the Short Wavelengths.

By H. F. SMITH.

SHORT-WAVE broadcasting has come to stay. Unless something amounting almost to a new principle in transmission is evolved, this statement may be made with confidence, in view of the fact that many existing stations are increasing their activities, and new ones—among them the high-power German "World

Sender"—are projected or actually in course of construction. A short-wave set is now a useful addition to the equipment of a wireless amateur in this country, as it opens up a new field for his interest and amusement, but to the exile abroad it is a great deal more than this. In many cases short waves afford the only really practicable means of reception, and in others they bring from Home—in spite of our present rather rudimentary service—a much appreciated supplement to local programmes which are often inadequate. The set to be described in this article is intended to meet the needs of users both at home and abroad, but particular attention has been given to the requirements of the latter.

Those without experience of the short waves must not imagine that they afford a royal road to consistent reception of distant stations. They do not; for some reason not yet fully explained, signals which are normally good will at times almost disappear for many days on end. Fortunately, this disability has its compensations; for long periods excellent reception is possible.

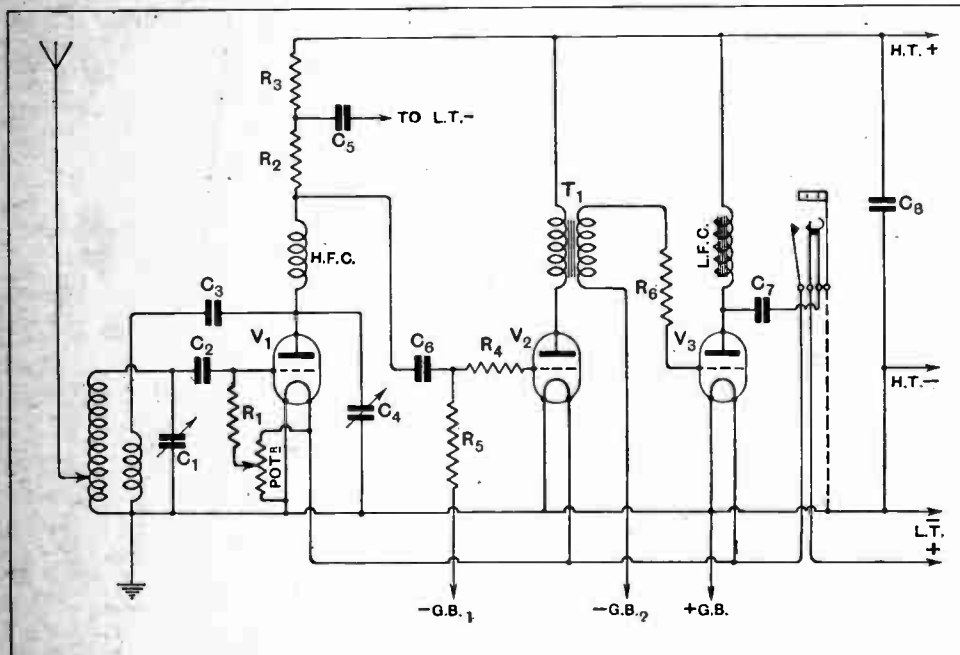


Fig. 1.—The circuit diagram. C₁, 0.00015 mfd.; C₂, C₃, 0.0001 mfd.; C₄, 0.00025 mfd.; C₅, C₇, C₈, 2 mfd.; C₆, 0.01 mfd.; R₁, 5 megohms; R₂, 20,000 ohms; R₃, 20,000 or 50,000 ohms; R₄, 250,000 ohms; R₅, 1 megohm; R₆, 100,000 ohms.

NEW RECEIVER



Special Precautions are taken to Counteract Hand-capacity Effects.

sible with the simplest apparatus. It is true to say that when signals are coming in really well, they can be received on almost any skilfully handled set, even if it has serious shortcomings; during the "fading" periods nothing will yield satisfactory results. It is when signals are of medium intensity that one most appreciates a receiver with some reserve of amplification, freedom from hand-capacity effects, and with controls that are not too difficult to operate; there is little pleasure in working with a tricky and unstable set.


In designing the present set, the writer has been helped by correspondence from readers in many parts of the world with regard to the original "Empire" receiver, described in *The Wireless World* of June 29th, 1927; some of the modifications included are the result of these suggestions. An extra L.F. stage has been added to give adequate magnification for loud speaker reproduction when signals are really good enough, but this stage is so arranged that amplification is not excessive for reception with 'phones. Regeneration control has been improved by adopting the "parallel feed" throttle method, with close magnetic coupling between grid and reaction windings. Instead of a single tapped tuning coil, plug-in inductances of simple construction are used; it is thus possible to use the set for reception on the normal broadcast waveband if desired.

The circuit diagram, Fig. 1, shows that the first valve operates as a grid detector, and is coupled to the L.F. amplifier by a resistance of low value, in series with which is a decoupling resistance with its by-pass condenser. The next stage is transformer coupled. A choke output is so arranged that one side of the 'phones or loud speaker is earthed, while a suitable jack affords a convenient method of connecting either of these instruments at will, and also switches on the filament current.

The set is completely screened, so hand-capacity effects are negligible provided the earth connection is of reasonably low resistance.

The Metal-sheathed Container.

Screening is effected by enclosing the apparatus in a metal cabinet; in this matter the constructor may follow his own ideas, but will be wise at least to retain the metal front panel if he prefers to use a wooden box. The container illustrated is made of "Plymax," a material consisting of plywood covered each side with thin sheet metal, the total thickness being $\frac{1}{8}$ in. It was built by the manufacturers to the writer's specification. The construction is shown in Fig. 2. The front panel is sheathed with copper, which, before assembly of the components, was given an "engine-turned" finish by rotating a piece of fine emery paper at regular intervals over the surface, which was then pro-



Plug-in coil for the 23-45 metre waveband.

The New Empire Receiver.—

tected by a coat of clear cellulose lacquer. The remainder of the box is sheathed in lead-coated steel.

In addition to the holes indicated in Fig. 3, the positions of which are given in relation to the inside dimensions of the container, the front panel must be drilled for the securing screws of the variable condenser and its dial in accordance with the template supplied by the manufacturers. Three $\frac{3}{8}$ in. holes are also drilled through the back;

two of them immediately opposite the apertures of the terminal block (for aerial and earth leads) and a third to pass the battery leads.

Before discussing construction of the set proper, it will be as well to describe the coils, which are the only "home-made" components used. They are wound on 3 in. lengths of "Beacol" six-ribbed ebonite former, $2\frac{1}{2}$ in. in diameter, fitted with four pins spaced as shown in the practical wiring plan. Actual dimensions are not given, as it is best for the constructor to drill his own formers, using the first as a

guide in marking off the others, and also the base; by these means it is easy to ensure that all the coils will fit properly.

The disposition of the windings is shown in Fig. 2, from which it will be seen that the reaction winding is under the low-potential end of the aerial-grid coil, and is parallel to it, being wound at the bottom of slots cut in the ribs with a fine saw. These slots must be sufficiently wide to take the fine wire reaction winding (No. 36 D.S.C.), but the thicker wire (No. 20 tinned copper) of the grid coil rests in shallow V-shaped depressions filed in the lip of the slots, which should be of such a depth that the spacing between the two wires is $\frac{1}{16}$ in.

It is essential that these two coils should be wound in opposite directions, and to simplify matters the series of slots are cut so that the windings are not in the form of a regular helix, but advance from turn to turn at a fixed point between two adjacent ribs. Both windings should make their advance at the same point.

Most of the important short-wave broadcasting stations operate between 23 and 45 metres, so one of the coils—the most useful of the series—is arranged to cover this band. Its grid winding has $6\frac{1}{2}$ turns, with a reaction section of 3 turns.

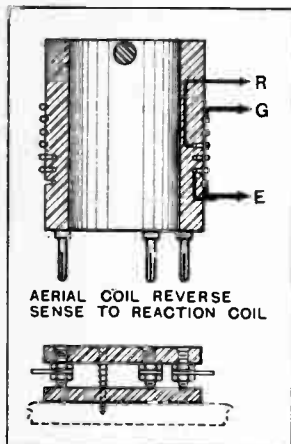


Fig. 2.—Construction of coils and base.

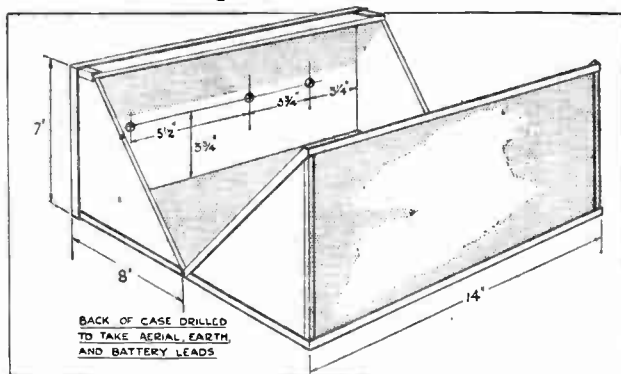


Fig. 3.—Dimensions of the screening box. Inside measurements are given.

For the ultra-short waves, from 16 metres upwards, a coil with a total of three turns in both the grid and reaction sections is suitable. The maximum wavelength attainable with this inductance is 28 metres, so there is ample overlap. In both cases, adjacent turns are spaced $\frac{3}{16}$ in. between centres.

Up to 90 Metres.

With the exception of KDKA, there are not many high-power short-wave transmissions above 45 metres, but to complete the series another inductance may be wound with 4 reaction turns and a grid coil of $12\frac{1}{2}$ turns, with a spacing of $\frac{3}{32}$ in. This covers a wavelength of from 38 to 90 metres. The ends of the windings are

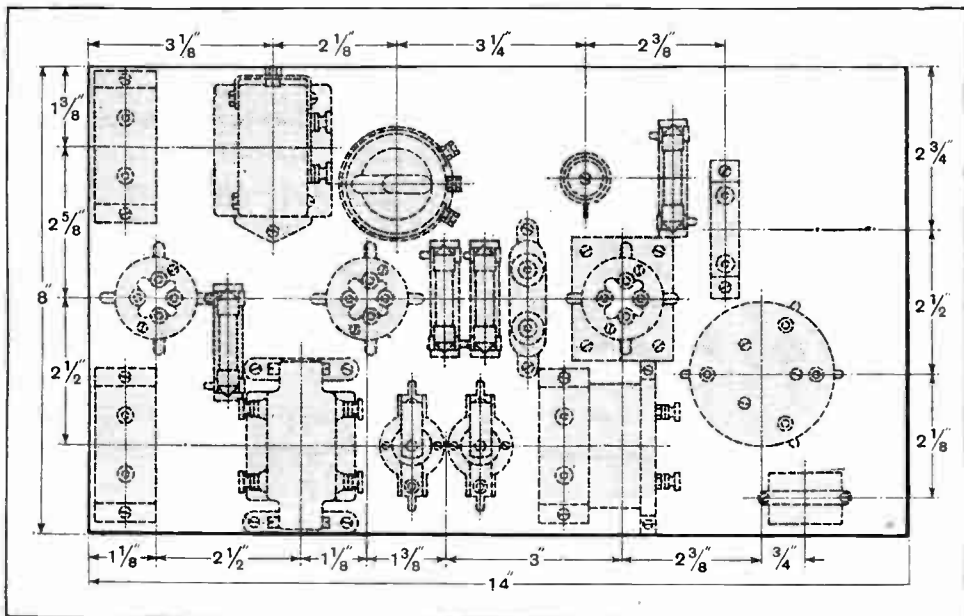


Fig. 4.—Position of components on the baseboard. Note sponge rubber support of detector valve holder.

The New Empire Receiver.—

joined to their appropriate pins in accordance with Fig. 2, care being taken to make each connection to a pin which will engage with a socket on the base bearing corresponding lettering (Fig. 5). The base itself consists of two 2½ in. discs of ¼ in. ebonite, the upper of which carries four short sockets, the lower merely serving to insulate their projecting ends. The whole assembly is secured to the baseboard by three screws.


Points in Mounting and Wiring.

Care has been taken to reduce the overall dimensions of the set to a practical minimum, but in the course of assembly and wiring no difficulty will be experienced if

final connections to the terminals of its holder must be made with short lengths of flexible wire; otherwise the advantage of a shock-absorbing mounting will be lost.

Tinned copper wire, No. 20 gauge, was used for wiring up the receiver illustrated. Battery leads of flexible wire are joined to appropriate points; it should be noted that the positive L.T. lead is taken direct to the upper contact of the jack. All these wires are plaited or twisted together and passed up through a hole near the rear edge of the baseboard.

The two variable condensers and jack should now be mounted on the panel, after which the baseboard may be fitted and the few remaining leads joined up. It will be observed that a connection is made to the cabinet



Rear view of receiver with lid fully opened. The decoupling resistance is removed from its holder.

the right course of procedure is followed. The first step is to prepare the wooden baseboard, which measures 14 in. by 8 in. by ¾ in. in thickness, and is fitted with a batten ½ in. wide and ¾ in. thick at each end in order to provide space for wiring. Components should now be mounted on it in positions indicated in Fig. 4, after which the majority of connections may be made before fitting it in the cabinet.

Valve filaments are wired with bare leads, passed through the baseboard and insulated only by the wood, which is quite adequate for these low-tension circuits. It will be noticed that the detector valve is mounted on a block of sponge rubber—microphonic noises are particularly objectionable in a short-wave receiver—so the

metalwork *via* the tuning condenser frame from the common L.T. and H.T. negative lead; it therefore follows that the body of the jack and one set of vanes of reaction control condenser C_1 will be in metallic connection with the same point; if a panel of insulating material is used, extra leads must be added.

Details of Assembly.

The Sterling L.F. choke is fitted with feet, of which the position may be altered so that the component may be mounted in any desired manner: one of these is secured to the baseboard, and the other, by means of a screw, to a 4 B.A. nut soldered to the rear surface of the panel. This is quite a simple operation, but it is

The New Empire Receiver.—

LIST OF PARTS.

- 1 Variable condenser, 0.00015 mfd. (Cylcon).
- 1 Reaction condenser, 0.00025 mfd. (Polar).
- 3 Condensers, 2 mfd. (Sterling).
- 1 Condenser, 0.0001 mfd. (Dubilier, Type 620).
- 1 Condenser, 0.01 mfd. mica (Dubilier, Type B. 775).
- 1 Condenser, fixed, air dielectric, 0.0001 (Ormond).
- 1 Slow-motion dial (Bonyer-Lowe).
- 1 H.F. Choke (Igraniv, short-wave type).
- 1 Resistance, 250,000 ohms (Ediswan).
- 1 Resistance, 100,000 ohms (Ediswan).
- 1 Grid leak, 5 megohms (Ediswan).
- 1 Grid leak, 1 megohm (Ediswan).
- 4 Grid leak holders, porcelain (Belgin).
- 1 L.F. transformer (Ferranti, A.P.4).

- 1 L.F. choke, 30 henrys (Sterling).
- 1 Anode resistance, 20,000 ohms, with base (Igraniv).
- 1 Anode resistance, 50,000 ohms, with base (Igraniv).
- 1 Terminal block (Athal Electrical Co., Tyson Street, Cheetham Hill, Manchester).
- 3 Valve holders, skeleton type (Pye).
- 1 Potentiometer, porcelain (Igraniv).
- 1 Jack, single circuit open, filament control (Edison Bell, Type R/166).
- 1 Plug (Edison Bell, Type R/163).
- 3 Ribbed formers, 2 1/2 in. dia., 3 in. long (Becol).
- 1 Cabinet, metal-sheathed plywood (Venesta, Ltd., Vintry House, Queen Street Place, London, E.C.4).
- Wire, screws, ebonite, etc.

Approximate cost, including cabinet, but without valves and accessories, £7 2s. 6d.

In the "List of Parts" included in the descriptions of THE WIRELESS WORLD receivers are detailed the components actually used by the designer, and illustrated in the photographs of the instrument. Where the designer considers it necessary that particular components should be used in preference to others these components are mentioned in the article itself. In all other cases the constructor can use his discretion as to the choice of components, provided they are of equal quality to those listed and that he takes into consideration in the dimensions and layout of the set any variations in the size of alternative components he may use.

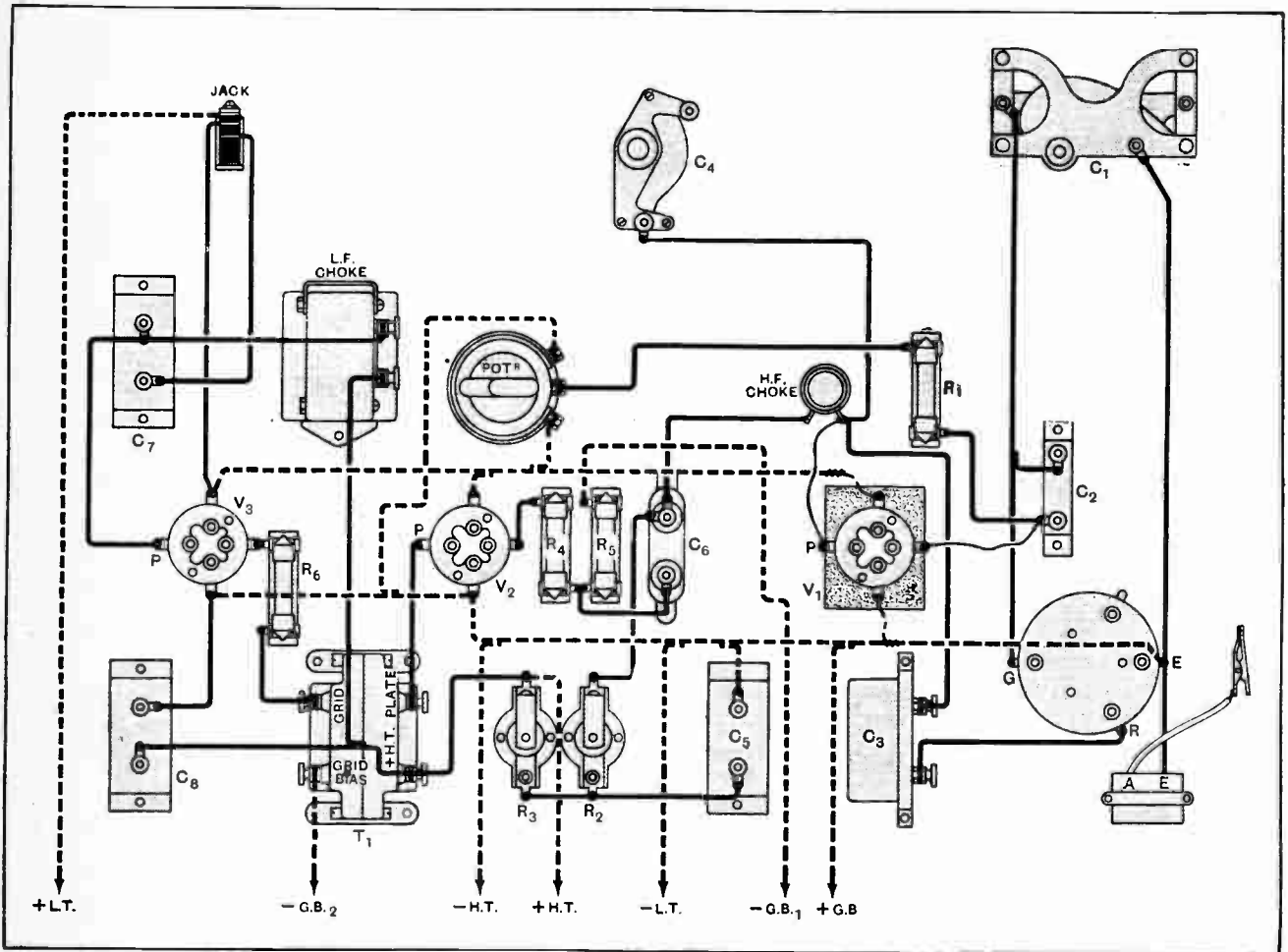


Fig. 5.—Practical wiring plan. The frames of both variable condensers and of the jack are in metallic connection with the screen and the common negative lead. Leads which pass through the baseboard are shown in dotted lines. The single connection to C4 must be made to the insulated set of vanes.

necessary to mark the exact position of the nut before the baseboard assembly is finally placed in position. It may be added that this method of fitting is adopted only to avoid defacing the front surface of the panel by a screw head, and that a second support is unnecessary unless the set is likely to receive rough treatment.

For the detector position, a good "general purpose" valve, with amplification factor in the order of 20, is a safe choice. As a first-stage L.F. amplifier, a similar type will do excellently, but where headphone reception only is required, an "L.F." pattern giving a smaller overall magnification is perhaps more pleasant to work

The New Empire Receiver.—

with. Choice of an output valve is, as usual, governed entirely by requirements as to volume, and need not be discussed here.

Aerial Coupling Adjustments.

It will have been noticed that one of the coil base sockets is "idle," and (from the practical wiring plan) that the aerial lead-in terminates in a short wander lead carrying a spring clip. This is for the reason that it is often necessary to vary the position of the aerial tapping on the grid coil, and it is convenient to have a ready means of making connection at the point found to be best by trial. Generally speaking, this tapping will vary from a point half a turn to three turns above the lower (earthed) end of the coil, the first-mentioned position being suitable for the shorter wavelengths. The fourth pin is retained, however, both to give rigidity to the mounting and to serve as an aerial connection for the broadcast coil, which is to be described later.

In the inscription under Fig. 1, the value of the decoupling resistance R_3 is given as 20,000 or 50,000 ohms. This point requires a word of explanation: it will be realised that the resistor, apart from its function of deflecting signal currents from the common battery circuit, also reduces the voltage applied to the detector anode. The first-mentioned value is suitable for applied voltages of less than 100, and the second for pressures above this and up to some 140 volts, which is the maximum likely to be used.

Throttle reaction of the type included depends for its operation on the relationship between the values of the feed (C_3) and control (C_4) condensers, and it is for the reason that some adjustment may be necessary to the capacity of the first mentioned that a component with an air dielectric is used; this may easily be reduced by removing one or more of the plates.


It is recommended that the 23-45-metre coil should be used for initial tests. Among the transmissions on this band are those of the well-known Schenectady relay station, 2XAF, Pittsburgh on 27 metres (which at the time of writing is "coming over" better than any other American station), Chelmsford, Melbourne, and PCJJ. At the top of the tuning scale will be found the amateur telephony transmitters on about 42 metres.

The jaws of the crocodile clip used for connecting the aerial to the grid coil must be filed away (as shown

in Fig. 5) so that contact may be made at any point without introducing a short-circuit between turns. As a start, it should be joined to include a single turn; if oscillation cannot readily be produced with this connection, it should be moved half a turn nearer the earthed end. If, on the other hand, there is a tendency towards too free oscillation, it will be as well to reduce the capacity of the feed condenser as already described.

Smoothness of reaction control is even more important in a short-wave set than the highest possible detection efficiency, so the grid potentiometer should be set at a point which gives the best practical compromise; generally speaking, this condition will be realised if its slider is rather nearer the negative than the positive end of its winding.

Finally, the question of reception of normal broadcasting stations. In view of the necessarily low capacity



Plan view of the receiver.

of the tuning condenser, the band covered is strictly limited, but by winding a coil with a grid section of 95 turns of No. 28 D.S.C., wavelengths from about 300 to 500 metres may be received. The associated reaction coil has 14 turns of No. 36 D.S.C. divided between two narrow slots spaced $\frac{1}{2}$ in. apart, under the earthed end of the grid section. An aerial tapping is made at the 20th turn, and is joined to the pin which, in the short-wave inductances, is idle. Its corresponding socket carries a tag projecting beyond the edge of the base, to which the aerial clip may be attached.

This set is available for inspection by readers at the offices of "The Wireless World," 116-117, Fleet Street, London, E.C.4.

PROGRAMMES FROM ABROAD



SRJ

BARCELONA (Radio Barcelona), Call FAJ7 (344.8 metres); 1.5 kW.—6.10, Sextet Selections: Two-Step, Clásico (Marti); Selection from La casita blanca (Serrano-Pacheco); Intermezzo, Capricho andaluz (Orejón); Waltz, Dolores (Waldteufel); Selection from Manon (Massenet). 8.30, Elementary French Lesson. 9.0, Chimes and Weather Report. 9.5, Exchange Quotations and News. 9.10, Orchestral Concert: Two-step, Conno los buenos (Jarque); Selection from La Gran Via (Chueca and Valverde-Finck); Waltz, Estudiantina (Waldteufel); Fox-Trot, My inspiration is you (Leslie, Nicholls-Somers); Pizzicato, The Twilight Serenades (Hoby); Czardas, Honka (Michiels). 10.0, Programme relayed from Madrid, EAJ7.

BERGEN (370.4 metres); 1.5 kW.—5.30, Programme for Girls. 6.0, Programme for Children. 7.0, Orchestral Concert. 7.20, Selections by the Wiener Schrammel Quartet. 7.50, Topical Talk. 8.0, Talk by Colonel J. Wahl. 8.30, Sonata in G Major for Pianoforte and Violin (Grieg). 9.0, Weather Report, News and Time Signal. 9.15, Dance Music. 11.0 (approx.), Close Down.

BERLIN (Königswusterhausen) (1,640 metres); 40 kW.—9.30, Programme from Hamburg. 4.30, Dr. Gustav Manz, Talk: Public Speaking. 5.0, Industrial Talk. 5.30, Elementary Spanish Lesson. 5.55, Dr. M. H. Böhm, Talk: The Problem of the Eastern Frontier States. 6.20, Prof. Ehrenbaum, Talk: The Herring Industry. 7.0, "Agricultural" Programme: Hunter's Chorus from Der Freischütz (Weber); Abschied vom Walde (Mendelssohn); Selection for Bugle Quartet; Baritone Solos, (a) Selection from Das Nachtlager von Granada (Kreutzer), (b) Jagdlied (Mendelssohn-Bartholdy); Jagdfanfäre for Bugle Quartet (Lindner); Humorous Hunting Stories; Selection for Bugle Quartet, Die lustigen Jagdabun (Koschat); Baritone Solos, (a) Willkommen mein Wald (Kranz), (b) Das Jägerhorn (Pohlens); O Wald, wie ewig schön bist du (Reincke); Bugle Quartet Selection, Jägermarsch (Lorenz). 8.0, Talk on Books. 8.30, Programme from Voxhaus. 11.30 (approx.), Close Down.

BERLIN (Voxhaus) (484 metres); 4 kW.—9.10 a.m., Market Prices. 9.15 a.m., Weather Report, News and Time Signal. 10.0 a.m., Programme of Gramophone Records. 10.30 a.m., Exchange Quotations. 11.55 a.m., Time Signal. 12.30, Weather Report and News. 1.0, Programme of Gramophone Records. 2.0, Exchange Quotations, Agricultural Report and Time Signal. 2.30, Talk, by Herr W. Mehlan. 3.0, Reinhold Stahl, Talk: Rembrandt. 3.30, Gertrud Isolani reads from her own works. 4.0, Orchestral Concert: Selection from Carmen (Bizet); Waltz from Gipsy Love (Lehar); Sérénade mélancolique (Tchailkovsky); Selection from Madame Butterfly (Puccini); In a Spanish Town, Valse triste (Sibelius); Elegie (Bullerian); Ave Maria (Schubert); Merry Christmas (Rhode); In the Interval, Advertising Notes. 6.0, Prof. F. Sauer, Talk: Short Waves. 6.30, Prof. Hans Delbrück, Talk: The Relation of the various forms of Government to War and Peace. 7.0, "Der Mann in der Operette," by Else Knepel (Soprano), Bernhard Bötel (Tenor), and the Station Orchestra. 8.30, Talk on Journalism. Followed by News, Time Signal and Sports Notes. 9.30, Dancing Lesson, followed by Dance Music. 11.30 (approx.), Close Down.

BERN (411 metres); 1.5 kW.—6.29, Time Signal and Weather Report. 6.30, Reading by Herr Max v. Kaenel. 7.0, Popular Concert arranged by the Bern Chüejerdler. 8.20, Selections by the Kursaal Orchestra. 8.45, News, Announcements and Weather Report. 9.0, Selections by the Kursaal Orchestra. 9.35, Dance Music. 11.0 (approx.), Close Down.

BRESLAU (322.6 metres); 4 kW.—3.0 Review of Books. 3.30, Concert of Dance Music. 5.0, Film Review. 5.25, Alfred Hanuschek, Talk in Esperanto: The Silesian Town of Grünberg. 5.35, Herr Gerhard Haebler, Talk: The Land and Inhabitants of North China. 6.20, Shortband Lesson. 6.50, Herr E. Buchwald, Talk: Insurance. 7.15, Concert: Overture to Die Prinzessin von Trarant (Offenbach); Waltz, Jonathan (Müllbeker); Selection from A Night in Venice (Joh. Strauss); Polka-Mazurka, Der erste Liebestraum (Dall'ger); Selection from The Bird Fancier (Zeller); Overture to La Belle Galathée (Suppé); Intermezzo, from A Thousand and One Nights (Joh. Strauss); Overture to Fische Geister (Ziehrer); Schützenlied-Marsch (Eysler); Waltz from Die geschiedene Frau (Fall); March from The Chocolate Soldier (Oscar Straus); Waltz, Mädi

SATURDAY, DECEMBER 29th.

All Times are reduced to Greenwich Mean Time and are p.m., except where otherwise stated.

(Stolz); March, Fidele Bauer (Fall); Waltzes from Liebe im Schnee (Beuztatz). 9.0, News. 9.30, Dance Music.

BRÜNEN (441.2 metres); 2.5 kW.—4.45, German Programme. 5.15, Wireless Review. 6.0, Orchestral Selections. 6.45, Dr. Staek, Talk: Czech Literature from the National Reformation until To-day. 7.0, Programme from Prague. 8.0, Concert of Popular Music: Overture, In the Well (Blodek); Czech Suite (Moor); Songs (Steinmann); Czech Dances (Sinetana); Songs (Novotny); The Blacksmith of Lesetin (Suda); Slavonic Dances (Dvorák). 9.0, Programme from Prague. 9.25, Dance Music relayed from Bratislava (300 metres).

BRUSSELS (508.5 metres); 1.5 kW.—6.0, Orchestral Concert from the Arminonville Tea Rooms, Brussels. 6.0, Elementary English Lesson. 6.25, Intermediate English Lesson. 6.45, Pianoforte Solos. 7.0, Selection of Columbia Gramophone Records. 7.30, "Radio-Chronique." 8.15, Concert arranged by "La Meuse." 9.0, Topical Talk. 9.5, Concert (Continued). 10.10, News and Esperanto Report. 10.15, Orchestral Concert from the Palace Hotel, Brussels. 11.0 (approx.), Close Down.

BUDAPEST (556.6 metres); 20 kW.—4.10, Programme of Stories. 4.45, Selection of Tzigane Music. 6.0, Italian Lesson. 6.40, Hints for Wireless Amateurs. 7.30, "I Pagliacci"—Opera in Two Acts (Leoncavallo). 8.45, Gramophone Selections. 10.0, Selection of Tzigane Music from the Hotel Britannia.

CRACOW (566 metres); 1.5 kW.—5.0, Programme relayed from Warsaw. 6.0, Miscellaneous Items. 6.25, English Reading by M. Jean Stanislawsky. 6.56, Time Signal. 7.0, Agricultural Report. 7.5, Mr. J. Regula, Talk: Foreign Politics of the Past Week. 7.30, Programme relayed from Warsaw. 9.30, Concert from a Restaurant. 10.30 (approx.), Close Down.

DUBLIN, Call 2RN (319.1 metres); 1.5 kW.—1.30, Weather Report and Gramophone Selections. 7.20, News. 7.30, Mr. E. C. FitzHenry, Talk: New Year Customs. 7.45, Irish Lesson, by Seamus O'Duairne. 8.0, Selections from French and German Opera by the Augmented Station Orchestra. 8.30, Irish, English and Scotch Ballads by May Mortell (Mezzo-Soprano). 8.40, Tenor Solos by Victor Cole. 8.50, The Station Orchestra. 9.0, Scotch Ballads by Annie Broadhurst. 9.15, Instrumental Selections by Edmund Burke. 9.30, Sketch by Elizabeth Young and Company. 10.0, Selections by the Station String Orchestra. 10.20, The Augmented Station Orchestra. 10.30, News, Weather Report and Close Down.

FRANKFURT (428.6 metres); 4 kW.—2.5, Concert: Folk-song, Heilige Nacht (Reinhardt); Stille Nacht (Mohr); Alle Jahre wieder (Hey); Süßer die Glocken (Kritzingen); Weihnacht, wie bist so schön; Schlaf wohl, du Himmelsknabe (Schubart); Folk-song, Still, Still; Gloria, Gloria (Enslin); O, Come All Ye Faithful (Reading). 2.55, Hints for the Housewife, by Fini Pflanes. 3.35, Orchestral Concert of Operetta Music. 5.10, Reading from Kurt Lasswitz' Novel, "On Two Planets," by O. W. Studtmann. 5.30, The Letter Box. 5.45, Esperanto Lesson by W. Wischoff. 6.15, Otto Specht, Talk: The National Hunting League. 6.45, Astronomical Talk by Prof. Edmund Sittig. 7.15, Programme relayed from Stuttgart.

8.30, Variety Programme in Frankfurt Dialect, followed by Dance Music from Voxhaus. 11.30 (approx.), Close Down.

HAMBURG, Call HA (in Morse) (394.7 metres); 4 kW.—3.0, Illustrated Music Talk, by Dr. Wilh. Heinitz. 3.30, Mass in C Major (Schubert) for Four Voices, Orchestra and Organ. 4.30, Request Programme. 5.30, Dr. Johs. Prüfer, Talk: School Punishments—a Question of Practical Discipline. 6.0, Dr. Meusch, Talk: Handicraft, relayed from Hannover (297 metres). 6.25, Herr B. Rössler, Talk: The Building of a Market Hall in Hamburg. 6.55, Weather Report. 7.0, Concert of Popular Music: Three Selections from The Barber of Seville (Rossini); Mücke und Frosch (Sommerstorf); Uebertrumpft (Sommerstorf); Air from Der Freischütz (Weber); Overture to The Czar and Carpenter (Lortzing); Duet from Undine (Lortzing); Song from The Czar and Carpenter (Lortzing); Die Fliege im Zirkus (Hochstetter); Overture to The Merry Wives of Windsor (Nicolai); Songs from The Merry Wives of Windsor (Nicolai); Feldpredigers Kriegstanz (Körner); Overture and Air from The Barber of Bagdad (Cornelius); Air and Waltz from Der Rosenkavalier (Strauss). 9.30, Weather Report, News, Sports Notes and Programme Announcements, followed by Concert from the Café Walfhof. 10.50, North Sea and Baltic Weather Report.

HILVERSUM (1,071 metres); 5 kW.—9.40 a.m., Time Signal and Daily Service. 11.40 a.m., Police Announcements. 11.55 a.m., Concert of Trio Music. 1.40, Musical Programme, relayed from the Tuschinski Picture House, Amsterdam. 3.40, Italian Lesson by Giovanni Rizzini. 4.40, French Lesson by M. Raymond Lafont. 5.40, Time Signal. 5.41, Concert of Trio Music. 6.25, German Lesson by Herr Edgar Grün. 7.25, Police Announcements. 7.40, Programme, arranged by the Workers' Radio Society: Talk and Concert. 11.15 (approx.), Close Down.

HUIZEN (340.9 metres); 4 kW.—Transmits on 1,852 metres from 5.40 p.m.—12.10, Concert of Trio Music. 2.40, Programme for Children. 5.10, Gramophone Selections. 6.10, Talk. 6.20, Gramophone Selections. 6.30, Catholic Bulletin. 6.40, English Lesson. 7.10, Lesson in Dressmaking. 7.40, Talk by M. L. J. N. Feber. 8.0, Concert of Orchestral Music, Choral Selections and Soprano Solos.

KALUNDBORG (1,153 metres); 7 kW.—Programme also for Copenhagen (337 metres). 6.30 a.m., Morning Gymnastics. 10.0 a.m., Weather Report. 2.0, Programme for Children. 2.30, Concert of Instrumental and Vocal Selections. 5.20, Herr Frantzen, Talk: Galileo Galilei. 5.50, Weather Report. 6.0, News and Exchange Quotations. 6.15, Time Signal. 6.30, Ruth Sieverts, Talk: Women Abroad. 7.0, Chimes from the Town Hall. 7.5 (approx.), "Hamlet"—Drama in Five Acts (Shakespeare) Danish Translation by Edv. Lembecke. Introductory Music by Brass Band. Canzona (Florentino Maschera, 1533). Sonata (Giovanni Gabrieli, 1597). Followed by News. 9.0, Concert of Light Music by the Station Orchestra: Chinese March, Kwang-Hsu (Lincke); Selection from Rose Marie (Friml-Stothart); Waltz (Kollo); Pizzicato Gavotte (Borregaard); Copenhagen Pictures in Music (Lumbye); Intermezzo, Kadettenstreiche (Jessel); Blues from Jonny spielt auf (Krenek). 10.0, Dance Music from the Industri Restaurant. 11.0, Chimes from the Town Hall. 11.5 (approx.), Close Down.

KATTOWITZ (422 metres); 10 kW.—3.0, Gramophone Selections. 4.10, Music Lesson by Prof. F. Sachse. 4.35, Children's Letter Box. 7.0, Programme for Children. 6.0, Announcements. 6.30, Talk. 6.56, Time Signal and Agricultural Report. 7.5, Talk by Mne. M. Szczepanska. 7.30, Programme relayed from Warsaw. 8.0, Weather Report and News. 9.30, Dance Music.

AUNAS (2,000 metres); 7 kW.—3.30, Musical Selection. 3.45, Talk. 4.30, Announcements. 5.0, Weather Report and News. 5.15, Agricultural Report. 5.45, Musical Interlude. 6.0, Aviation Report. 6.30, Concert: Orchestral Selections, (a) Overture to the Vampire (Marschner), (b) Andante from The Jupiter Symphony (Mozart); Selection for Baritone, Bass and Tenor from Faust (Gounod); Cello Solos, (a) Chant du menestrel (Glazounoff), (b) Minuet (Glazounoff); Fantasia on Wagner's Fannhäuser (Hamm); Selections (Micheli), (a) Sonnen Untergang, (b) Mondschein Serenade, (c) Des Tages Erwachen, (d) Morgensonne; The Italian in Algiers (Rossini); Selections

Programmes from Abroad.—

(Rencé) (a) Romance, (b) Serenade; Hungarian Dances Nos. 1 and 2 (Brahms); Lage di Garda (Morena); International Suite (Tchaikovsky).

LAHTI (1522.8 metres); 35 kW.—4.0. Orchestral Selections: The March of the Gnomes (Bion); Concert Overture (Keler Béla); Stranddylen (Fötars); Selection from Der Orlov (Granichstaedten). **4.35.** Agricultural Talk. **5.15.** Orchestral Selections—Overture to Ilka (Doppler); Acceleration Waltz (Strauss). **5.40.** Talk. **6.0.** Evening Entertainment. **7.45.** News in Finnish and Swedish and Close Down.

LANGENBERG (438.8 metres); 20 kW.—Programme also for Air-la-Casapelle (400 metres), Cologne (283 metres), and Münster (250 metres).—**12.5.** Concert: Overture to The King of Athens (Zel); Air from A Life for the Czar (Linaika); Waltz, Evening Star (Lauer); "Cello Solos, (a) Song without words (Berlioz), (b) Minuet (Werkmeister), (c) Largo (Werkmeister); Ballet Music from La Gioconda (Ponchielli); Song, Wenn nicht Frühling war (Eysoldt); Selection from Donnerwetter, tadellös (Lincke); March, Die Wachtparade (Blankenburg). **1.30.** Household Hints. **2.0.** Programme for Children. **2.40.** Arthur Würdis, Talk: The Foundations of Wireless Technique. **3.0.** Eva Eichbauer, Talk: The Woman Worker in Poetry. **3.30.** Helmut Jaro Jaretsky, Talk: Heinrich Zille. **4.0.** Talk. **4.20.** English Lesson by Prof. Hase. **4.45.** Gramophone Selections. **5.30.** Prof. Boerschmann, Talk: Chinese Architecture and Landscapes. **6.15.** Talk for Workers: Lay Justice in Penal Law. **6.40.** Prof. Hessen, Talk on Psychology: What do we know of the Soul? **7.0.** Variety Programme. **9.30** (approx.), News, Sports Notes, Commercial Announcements. Orchestral Selections and Dance Music. **12.0** Midnight Close Down.

LEIPZIG (365.8 metres); 4 kW.—3.30. Concert by the Station Orchestra. **4.45.** Wireless News and Talk. **5.20.** Weather Forecast, Time Signal and Labour Market Report. **5.30.** Programme relayed from Königswusterhausen. **6.0.** Josef Greff, Talk: Psycho-Analysis. **6.30.** Herr Emil Oschatz, Talk: The Secrecy of the Telegraph and Postal Services. **7.0.** Song Recital by Elena Gerhardt. **8.0.** Orchestral Concert: Overture to A Night in Venice (Strauss-Korngold); Intermezzo and Barcarolle from Tales of Hoffmann (Offenbach); Waltz and Polonaise from Eugen Onegin (Tchaikovsky); Selections from The Barber of Bagdad (Cornelius); Selections from Undine (Lortzing). **9.0.** News, Announcements and Sports Notes. **9.30.** Dance Music relayed from Voxhaus.

MADRID (Union Radio), Call EAJ7 (434.8 metres); 3 kW.—7.0. Chimes and Exchange Quotations, followed by Sextet Concert: Selections from (a) La chula de Pontevedra (Luna and Bru), (b) Don Juan (Mozart), (c) La Hebra (B-stela); Interlude by Luis Medina. **8.0.** Dance Music from the Alkázar. **8.25.** News and Announcements. **9.45.** Market Report. **10.0.** Chimes, followed by "La del sol del parral"; Musical Play (Soutullo and Vert). Followed by News and Announcements. **12.30 a.m.** (approx.) (Sunday), Close Down.

MILAN, Call IMI (549 metres); 7 kW.—6.55. Time Signal and Announcements. **7.15.** Industrial Notes by G. Arduo. **7.25.** News. **7.30.** Time Signal. **7.32.** Symphony Concert: Overture to Manfred (Schumann); Symphony in D Major (Sinding); Literary Talk by Umberto Morucchio; Concerto in D Major for Violin (Beethoven); Andantino all' antica (Marnuzzi); Nocturne (Martucci); Antiche arie e Danze (Respighi). **9.55.** News and Economic Notes. **10.0.** Relay of Tzigane Orchestra from the Fiaschetteria Toscana. **10.45** (approx.), Close Down.

MOTALA (1,380 metres); 30 kW.—Programme also for Stockholm (454.5 metres), Boden (1,190 metres), Göteborg (416.5 metres), Malmö (260.9 metres), Östersund (72.9 metres), Sundsvall (645.6 metres).—**4.0.** Concert of Light Music. **5.0.** Programme for Children. **5.45.** Cabaret Programme relayed from Göteborg. **6.45.** Pianoforte Recital by Algot Haquinus; Intermezzo marziale (Palmgren); Romance (Hinton); Prelude in G Major (Rachmaninoff); Prelude in E Major (Rachmaninoff); In the Autumn (Moszkovsky). **7.0.** Dance Music with Vocal Interludes. **1.0 a.m.** (approx.) (Sunday), Close Down.

NAPLES, Call INA (333.3 metres); 1.5 kW.—7.30. Wireless Talk. **7.40.** Announcements. **7.50.** News. **7.55.** Harbour Notes. **8.0.** Time Signal. **8.2.** Variety Programme: Orchestral Selection, Overture to La Belle Hélène (Offenbach); "L'Alba, il Giorno e la notte"; Comedy in Three Acts (Dario Niccodemi). In the First Interval: Orchestral Selections (Leng) (a) Tramonto, (b) Le campane di S. Petronio. In the Second Interval: Orchestral Selections (Siede), (a) Ballata primaverale, (b) In Siviglia. **9.0.** Talk and Announcements. **9.50.** News. **9.55.** Calendar and Programme Announcements. **10.0** (approx.), Dance Music from the Trocadero. **10.30** (approx.), Close Down.

Saturday, December 29th.

All Times are reduced to Greenwich Mean Time and are p.m. except where otherwise stated.

OSLO (461.5 metres); 1.5 kW.—Programme relayed by Fredrikstad (434.8 metres), Hamar (555.6 metres), Notodden (411 metres), Porsgrund (500 metres), and Rjukan (418 metres).—**5.0.** Programme for Children. **6.0.** Birthday Greetings. **6.15.** Weather Report and News. **6.30 to 11.45.** Christmas Programme. **6.30.** Concert by the Station Orchestra. **8.30.** Weather Report and News. **8.45.** Talk by a Journalist. **9.0.** Dance Music from the Hotel Bristol. **11.45** (approx.), Close Down.

PARIS (Ecole Supérieure), Call FPTT (453 metres); 0.5 kW.—5.0. Relay of the Pasdeloup Symphony Concert from the Champs Elysées Theatre. **6.30.** "Radio-Journal de France." **8.0.** Talk by M. Geville, Sports Notes and Review. **8.15.** Talk by M. Cépède. **8.30.** Concert, followed by Time Signal, Weather Report, News, Announcements and Dance Music from the Coliseum de Paris. **12.0** Midnight (approx.), Close Down.

PARIS (Eiffel Tower), Call FL (285.0 metres); 5 kW.—5.0. Relay of Debate arranged by the Confederation of Intellectual Workers. **7.10.** Weather Report. **7.30.** "Le Journal Parlé."

PARIS (Petit Parisien) (340.9 metres); 5 kW.—8.45. Gramophone Selections, Talk, News and Announcements. **9.0.** Concert: Symphonic Prelude to L'Étranger (d'Indy); Polonaise for Cello and Orchestra (Casadesu), conducted by the Composer. **9.25.** News and Announcements. **9.30.** Symphony Concert: Variations symphoniques for Piano and Orchestra (Franck); Molto vivace from the Ninth Symphony (Beethoven). **10.0.** News and Concert: Orchestral Suite (Saint-Saëns); Danses des Dèphes from the Préludes (Debussy); Fantasia on two Angevin Airs (Leken).

PARIS (Radio-Paris), Call CFR (1,750 metres); 6 kW.—12.30. Concert of Columbia Gramophone Records: Tango, Nostalgie, Dolores; Fox-Trot, Yum, Yum, Yum; Waltz, Together; Fox-Trot, Bouditshki; Fox-Trot, Kaz Doll; La belle amie est morte (Gounod); Passage (Hahn); Pastorale (Franck); in the Interval, News and Announcements. **2.0.** Market Prices and Religious Information. **3.45.** Dance Music by the Joss Ghisler Symphonians. In the Interval, News and Announcements. **6.30.** Agricultural Report. **6.45.** Musical Selections. **7.30.** Pianoforte Lesson by M. Pierre Lucas. **8.0.** Talk arranged by the Union des Grandes Associations Françaises, followed by Market Prices and News. **8.15.** Concert arranged by "Le Matin": Petite Suite (Borodin); Sounnia Pisia (Akimenko-Chapelier); Promenade Sentimentale (Flament); Mélépée dans le soir (Duhamel); Le Barbier de Trouville (Lecocq); In the Interval, News and Announcements.

POSEN (344.8 metres); 1.5 kW.—3.45. Programme of Classical German Music for Piano: Passacaglia (Handel); Sarabande (Handel); Sonata in A Major (Mozart). **4.15.** Talk on Boy Scouts. **4.35.** Programme from Warsaw. **5.0.** Programme from Warsaw. **6.0.** Programme for Women. **6.20.** English Lesson. **6.45.** Talk on Cinema Stars. **7.10.** Miscellaneous Items. **7.30.** Programme from Warsaw. **8.0.** Time Signal and News. **9.30.** Cabaret Programme. **11.0.** Concert arranged by the Maison Philips. **1.0 a.m.** (approx.) (Sunday), Close Down.

PRAGUE (348.9 metres); 5 kW.—4.30. Talk: The Art of Observation in the Legal Profession. **4.40.** Programme for Workers. **4.50.** Agricultural Report. **5.0.** German Programme. **6.0.** Recital by Tambourine Orchestra. **6.45.** Talk: Reminiscences of Old Prague. **7.0.** Christmas Programme. **8.10.** Selection of Popular Music. **9.0.** Time Signal, News and Theatre Report. **9.25.** Dance Music, relayed from Bratislava (300 metres).

ROME, Call IRO (447.8 metres); 3 kW.—4.30. Concert of Vocal and Instrumental Selections. **6.50.** Time Signal, Wireless Talk, and Announcements. **7.10.** Sports Notes, News, Exchange Quotations and Weather Report. **7.29.** Time Signal. **7.30.** International Labour Office Report. **7.45.** "Othello," Opera in Four Acts (Verdi). In the Interval, Review of Art and Literature by Lucio D'Ambrà and Talk for Women by Mme. Pompadori. **9.50.** News. **10.0** (approx.), Close Down.

SCHENECTADY, Call 2XAD and 2NAF (21.96 and 31.4 metres); 30 kW.—11.58. Weather Report. **12.0** Midnight), Phil Spitalny's Musical Programme, relayed from New York. **12.30 a.m.** (Sunday), Musical Programme relayed from Rochester. **1.30 a.m.**, Musical Selections. **2.0 a.m.**, Selections by the Male Octet, relayed from New York. **2.30 a.m.**, Selections by Mildred Hunt and the Mariaba Orchestra. **3.0 a.m.**, "Lucky Strike" Programme, relayed from New York. **4.0 a.m.**, Time Signal. **4.2 a.m.**, Dance Music by the Orchestra of the Hotel Ten Eyck, Albany. **5.0 a.m.** (approx.), Close Down.

SEVILLE, Call EAJ5 (375 metres); 2 kW.—9.0. Concert: Paso-doble, Belmontito (Prieto); Largo (Lartini); Overture to L'Oasis (Corrin); followed by Programme relayed from Madrid, EAJ7, with Interludes by the Station Orchestra. **12.0** Midnight (approx.), Close Down.

STAMBOUL (1,200 metres); 5 kW.—3.30. Concert, **5.30.** Market Prices Report. **5.15.** Concert of Turkish Music. **7.30.** Weather Report and Time Signal. **7.40.** Vocal and Orchestral Concert: Orchestral Selections, (a) Overture to Don Juan (Mozart), (b) Selections from Nérón (Boito); Songs, Orchestral Selections, (a) Le Chant du Berger (Wagner); Walzer aus der Serenade (Tchaikovsky); The Entry of the Gods into Valhalla (Wagner); Marche Militaire No. 1 (Schubert). **9.0.** News.

STUTTGART (379.7 metres); 4 kW.—5.0. Time Signal and Weather Report. **5.15.** Legal Talk by Herr L. Leibfried. **5.45.** Talk relayed from Karlsruhe. **6.15.** Herr A. M. Grzywinski, Talk: Oahu, or a day on a Hawaiian Island in the South Seas. **6.45.** Time Signal and Sports Notes. **7.15.** Concert: Serenade for String Instruments (Reger); Serenade in F Major (Glazounoff); Serenade (Novak). **8.30.** Wireless Cabaret: Orchestral Selection, Pierrot March (Bosc), Heut ist heut! (Obermayer); Es braucht ja nicht gerade Frühling zu sein (Blum); Ging da nicht eben das Glück vorbei? (Lehar); Italienisches Ständchen (Capua); Maccaroni (Benes); Musikanten (Salten); Flirtation (Steck); Rothaarig ist mein Schätzlein (Steinbach); Duet, Lache mir zu! (Benatzky); Ich kann dei grünes Seidenkleid nicht leiden (Struve); Veronica (May); Grossmama, lass dir die Haare schneiden (May); "Krause versus Lange"—Play (Sniff-Georg); Orchestral Selection, Schwarz u. Weiss (Rot); followed by News and Dance Musc.

TOULOUSE (Radiophonie du Midi) (389.9 metres); 8 kW.—12.45. Selections from "Pelleas et Mélisande" (Debussy). **8.0.** Exchange Quotations, Market Prices, News and Announcements. **8.30.** "Faust"—Opera (Gounod), relayed from the Capitol Theatre, Toulouse. In the Interval, News and Announcements. **10.15.** North African News. **10.30** (approx.), Close Down.

VIENNA (517.2 metres); 15 kW.—3.15. Concert: Overture to Phédre (Masseuet); Waltz, Herbststimmén (Lincke); The Nutcracker Suite (Tchaikovsky); Serenade (Grünfeld); Kinematographie in Tönen (Ertl); Musica Proibita (Gastaldon); Selection from The Merry Widow (Lehar); Feststimmungsmarsch (Stis). **5.0.** Dr. Paul Stefan, Talk: Hector Berlioz, on the 125th Anniversary of his Death. **5.00.** Chamber Music: String Quartet No. 1 in A Major (Borodin); Quartet, Movement in G Minor (Schubert). **5.45.** Ludwig Bäte reads from his own Works. **7.0.** Time Signal, Weather Report and News. **7.5.** Musical Review of Old Vienna (Skurawy). Followed by Dance Music and Phototelegraphy Transmissions.

VILNA (435 metres); 1.5 kW.—4.10. Concert by Military Orchestra. **4.35.** Programme relayed from Warsaw. **5.0.** Concert (continued). **5.25.** Poeni Recitations by Mme. Halina Zawadzka. **5.40.** Soprano Song Recital by Mme. Swicwicka. **6.10.** News. **6.30.** Programme relayed from Warsaw. **7.0.** Humorous Selections. **7.30.** Programme relayed from Warsaw. **10.30** (approx.), Close Down.

WARSAW (1,111 metres); 10 kW.—4.10. Talk, followed by "Christmas Carols"—A Short Historical Review with Musical Illustrations. **4.35.** Talk. **5.0.** Programme for Children. **6.0.** Miscellaneous Items. **6.30.** Wireless Review by M. H. Stepovsky. **6.56.** Time Signal. **7.0.** Agricultural Report. **7.30.** "The Castle of Czorszt"—Musical Play in Three Acts (Kurpinski). **9.9.** Aviation Notes and Weather Report. **9.5.** News and Announcements. **9.20.** Police Report and Sports Notes. **9.30.** Dance Music. **10.30** (approx.), Close Down.

ZÜRICH (587 metres); 1 kW.—4.15. Concert of Accordion Selections. **4.45.** Weather Report and Exchange Quotations. **5.0.** Selection of New Gramophone Records. **6.0.** Chimes from the Zurich Churches. **6.15.** Time Signal and Weather Report. **6.17.** Popular Concert. **7.30** (approx.), Concert of Humorous Songs to the Lute and Selections by the "Elite" Music Corps. **9.0.** Weather Report and News. **9.10.** Gramophone Selections of Dance Music.

Programmes from Abroad.—

SUNDAY, DECEMBER 30th.

All Times are reduced to Greenwich Mean Time and are p.m. except where otherwise stated.

rom the Copenhagen Town Hall. 7.5. Concert. 9.0 Concert by the Copenhagen Station Orchestra, devoted to National Music by Fröhlich, Gade and Lumbye. 9.45, Dance Music by the Orchestra at the Palace Hotel, conducted by Teddy Petersen. In the interval at 11.0, Chimes relayed from the Copenhagen Town Hall. 11.30 (approx.), Close Down.

KATTOWITZ (422 metres); 10 kW.—9.15 a.m., Relay of Morning Service. 10.56 a.m., Time Signal. 11.0 a.m., Weather Report and Forecast. 11.15 a.m., Popular Concert by the Kattowitz Station Quartet. 1.0, Talk. 1.20 and 1.40, Two Talks for Farmers. 2.0, Weather Report and Forecast. 2.15, Relay of Philharmonic Symphony Concert from Warsaw. 5.0, Concert. 6.0, Miscellaneous Announcements. 6.20, Half-hour of Humour by Professor St. Ligon. 6.56 Time Signal. 7.0, Talk, under the auspices of the Pedagogical Institute. 7.30, Concert relayed from Warsaw. The Polska Radio Orchestra, Impromptu in B Flat Major, Op. 142, No. 3 (Schubert). 9.0, Weather Report and Forecast, News from the Press and Sports Notes. 9.30, Dance Music. 10.30 (approx.), Close Down.

KAUNAS (2,000 metres); 7 kW.—2.30, Programme for Children. 3.0, Half-hour for Young People. 3.30, Talk on a Health Subject by Dr. Jurgelionis. 4.0, Talk by J. Ardiekas on Economics and Daily Life. 4.50, Weather Report and Forecast and News from the Press. 4.55, Talk with Lithuania, and Polish News. 6.35, Concert of Popular Music, followed by Miscellaneous Items. 9.0 (approx.), Close Down.

KÖNIGSBERG (303 metres); 4 kW.—Programme relayed by Danzig (272.7 metres)—8.0 a.m., Recital of Sacred Music with Soloists and Address in the interval. 10.0 a.m. (Königsberg only), Weather Report and Forecast. 10.5 a.m., Morning Concert. 11.0 a.m., Concert by the Station Orchestra. 11.55 a.m., Time Signal relayed from Nauen, followed by Weather Report and Forecast. 3.15, Orchestral Selections. 7.30, Concert by the Königsberg Station Orchestra conducted by Dr. Rolf Hänslér: Ballet Music from "La Gioconda" by Ponchielli. 9.15, Late News Bulletin and Sports Results. 9.30, Dance Music. 11.30 (approx.), Close Down.

LAHTI (1,522.8 metres); 35 kW.—Programme also for Helsinki (375 metres)—8.0 a.m., Relay of Church Service. 9.50 a.m., News from the Press. 10.5 a.m., Musical Selections. 10.50 a.m., Weather Report and Forecast and Time Signal. 11.0 a.m., Relay of Church Service (in Swedish). 3.0, Concert by the Lahti Station Orchestra conducted by Erkki Linko. Selection from the Opera, "Pique Dame" (Tchaikovsky). 3.50, Talk. 4.10, Concert by the Station Orchestra. 4.30, Talk. 4.57, Time Signal and Weather Report and Forecast. 5.10, Concert by the Wireless Orchestra. 5.30, History Talk. 6.0, Concert of Popular Selections. 7.45, General News Bulletin given in Finnish. 8.0, News Bulletin in Swedish. 8.30 (approx.), Close Down.

LANGENBERG (468.8 metres); 20 kW.—Programme also for Aix-la-Chapelle (400 metres), Cologne (283 metres) and Münster (250 metres)—6.45 a.m., Lesson in the Art of Self Defence by Dr. Ludwig Bach. 7.20 a.m., Summary in Esperanto of the Week's Programmes by Alfred Dormanns. 7.35 a.m. to 7.55 a.m., Esperanto Lesson by Alfred Dormanns. 8.0 a.m., Relay of Church Chimes. 8.5 a.m., Catholic Morning Recital of Choral and Instrumental Music with Address in the Interval. 10.0 a.m., Talk by Fritz Worm: The Worth and Honour of the German Language. 12.0 Noon, Concert of Orchestral Music. 1.30, Talk. 3.30, Concert: Stories of Karl Löwe about the Christ-Child. 6.35, Sports News. 7.0, Play followed by Late News Bulletin, Sports Notes and Concert. 11.0 (approx.), Close Down.

LEIPZIG (365.8 metres); 4 kW.—Programme relayed by Dresden (275.2 metres)—7.30 a.m., Organ Recital. 8.0 a.m., Vocal and Instrumental Concert. 10.0 a.m., Talk. 10.30 a.m., Talk. 11.0 a.m., Musical Programme. 12.0 Noon, Agricultural Talk. 12.30, Talk. 1.0, Gleanings from the Foreign Press. 1.45, Wireless Talk. 2.15, Gramophone Records. 3.45, Concert. 5.30, Talk. 6.0, Talk. 6.30, Christmas Oratorio (J. S. Bach), conducted by Alfred Szendrei: Soloists—Lotte Mäder-Wohlgemuth (Soprano), Marthia Adam (Contralto), Hans Lissmann (Tenor) and Kurt Wichmann (Bass). 9.0, Sports News and News from the Press. 9.30, Dance Music relayed from Berlin. 11.30 (approx.), Close Down.

LYONS (Radio Lyon) (291 metres); 1.5 kW.—7.30, The Radio Lyon "Journal Parlé" with General News Bulletin and News from the Press. 8.0, Instrumental Concert with Pianoforte Solos by Madame Ducharme and Violin Solos by M. Camard of the Lyons Conservatoire: Selection from "L'Arlesienne" Suite by Bizet. 9.0 (approx.), Close Down.

BARCELONA (Radio Barcelona), Call EAJI (344.8 metres); 1.5 kW.—11.0 a.m., Relay of Cathedral Chimes. 11.5 a.m., Weather Report and Forecast followed by Aviatic Route Conditions. 1.30, Concert by the Iberia Trio with Gramophone Records at intervals. 2.45 to 3.30, No. 7 Transmission. 3.30, Opening Signal followed by Relay of an Opera from the Gran Teatro de Liceo. In the Interval: Market Prices and Exchange Quotations. 8.0 to 8.20, Transmission arranged by the Catalan Institute of Agriculture at San Isidro. 8.20, Concert by the Barcelona Station Orchestra. Suite, Les Danses de Chez Nus (Jacquet-Maton). (a) Berceuse et Carillon Lillois. (b) Volte de Provence. (c) La Dérobée Bretonne. (d) Bourrée d'Auvergne. (e) Danse Alsacienne. 8.40 Sports News. 9.0 (approx.), Close Down.

BERGEN (370.4 metres); 1.5 kW.—9.30 a.m., Relay of Church Service. 11.30 a.m., Weather Report and Forecast and General News Bulletin. 4.0, Orchestral Concert. 7.0, Concert by the Station Orchestra. 7.50, Talk on the Week's Happenings. 8.0, Pianoforte Recital by Maja Hjort Wennestad. Compositions by Glück, Brahms, Chopin and Schumann. 8.30, Musical Programme. 9.0, Weather Report and Forecast. Late News Bulletin and Time Signal. 9.15, Dance Music. 11.0 (approx.), Close Down.

BERLIN (Königswusterhausen) (1,649 metres); 40 kW.—7.55 a.m., Garrison Church Chimes relayed from Potsdam. 8.0 a.m., Musical Recital and Address relayed from Voxhaus, followed by Chimes from the Berlin Cathedral. 10.30 a.m., Programme of Music relayed from Voxhaus. 12.45, Experimental Transmission of Pictures. 1.30 to 2.25, Three Agricultural Talks from Voxhaus. 2.30, Reading of Stories from Voxhaus. 3.0, Talk. 3.30, Musical Programme. 5.0, The "Deutsche Weile" Series of Talks, followed by Relay of Concert or Opera. 9.15, Press News. 9.30, Relay of Dance Music. 11.30 (approx.), Close Down.

BERLIN (Voxhaus) (494 metres); 4 kW.—7.55 a.m., Chimes relayed from the Garrison Church at Potsdam. 8.0 a.m., Morning Concert of Vocal and Instrumental Music and Address, followed by Relay of Chimes from the Berlin Cathedral. 10.30 a.m. (approx.), Orchestral Concert with Soloists. 1.0, Lesson in Morse for Beginners by Hans W. Priwin. 1.30 to 2.25, Programme of Talks on Farming. 1.30, Practical Hints for the Farmer. 1.45, The Weekly Markets and Weather Conditions. 1.55, Chat on an agricultural topic. 2.30, Reading of Stories. 3.0, Talk. 3.30, Recital of Music. 6.0, Talk. 6.30, Talk. 7.15 (approx.), Concert of Play followed by Weather Report and Forecast, Late News Bulletin and Sports Results. 9.30, Dance Music. 11.30 (approx.), Close Down.

BÉZIERS (188 metres); 0.6 kW.—8.30, General News Bulletin. 8.45, Concert arranged by the Maison Relin-Minoles at Béziers. Selections of the Pathé Art Records. 10.30 (approx.), Close Down.

BORDEAUX (Radio Sud-Ouest) (238 metres); 1 kW.—12.30, The Latest Gramophone Records. 1.45, Close Down.

BRESLAU (322.6 metres); 4 kW.—Programme relayed by Gliwicz (329.7 metres)—8.15 a.m., Chimes relayed from Christ Church. 10.0 a.m., Catholic Recital of Choral Music, with Address in the interval. 11.0 a.m., Concert with Soloists. 1.0, Guessing Competitions. 1.10, Talk. 1.35, Hints for the Chess Player by Adolf Kramer. 2.0, Programme for Children. 2.30, Talk for Farmers. 2.55, Concert. 3.35, Talk. 4.5, Concert. 6.50, Talk. 7.15, Concert by the Band of the Seventh Infantry Regiment, conducted by Herr Keifer. Overture to Lysistrata, operatta by Lincke. 9.0, Late News Bulletin. 9.30, Programme of Light Music. 11.15 (approx.), Close Down.

BRUSSELS (508.5 metres); 1.5 kW.—5.0, Orchestral Selections from the Armenonville Tea Room, Brussels. 6.0, Programme for Children arranged by the Théâtre des Enfants, and under the direction of M. Léon Leroy. 6.30, Musical Programme. 7.30, Le Journal Parlé de Radio-Belgique. 8.15, Concert or Play. 10.15, Late News Bulletin and News from the Evening Press. 11.0 (approx.), Close Down.

COLOGNE (283 metres); 4 kW.—Programme also for Aix-la-Chapelle (400 metres), Langenberg (468.8 metres) and Münster (250 metres)—8.45 a.m., Boxing Instruction by Dr. Ludwig Bach. 7.55 a.m., Weekly Programme Review in Esperanto by Alfred Dormanns. 7.35 a.m., Esperanto Lesson by Alfred Dormanns. 8.0 a.m., Church Chimes. 8.5 a.m., Catholic Festival of Music with Address in the Interval. 10.0 a.m., Talk by Fritz Worm on the German Language. 12.0 Noon, Orchestral Concert. 1.30, Talk. 3.30, Concert. 4.35, Sports News. 7.0, "The Magic Flute," Musical Play in Two Acts by Mozart. Followed by Late News Bulletin, Sports Notes and Musical Programme. 11.0 (approx.), Close Down.

CORK, Call 6CK (400 metres); 1.5 kW.—8.30 Vocal and Instrumental Concert: Selections by the All Ireland Trio. 11.0, National Anthem and Weather Report and Forecast. 11.15 (approx.), Close Down.

CRACOW (566 metres); 1.5 kW.—9.15 a.m. to 10.45 a.m., Relay of Cathedral Service. 10.56 a.m., Relay of Fanfare from the Church of Notre Dame, followed by Time Signal and Weather Report and Forecast. 11.10 a.m., Relay of Philharmonic Concert from Warsaw. 1.0 and 1.20, Agricultural Talks. 1.40, "La Chronique Agricole," by Dr. St. Wasniewski. 2.0, Weather Report and Forecast. 2.15, Concert relayed from the Philharmonic Hall at Warsaw. 4.20, Talk. 5.0, Concert relayed from Warsaw. 6.56, Time Signal from the Observatory. 7.0, Relay of Fanfare from the Church of Notre Dame, followed by Sports Notes. 7.30, Concert of Vocal and Instrumental Music: Duet from "Carmen"—Opera (Bizet) by Madeleine Raczynska and M. Denar-Mikuszewski. At the Piano: M. B. Wallek-Waleski. 9.0, Late News Bulletin from Warsaw. 9.30, Concert relayed from a Restaurant. 10.30 (approx.), Close Down.

DUBLIN, Call 2RN (319.1 metres); 1.5 kW.—8.30, Programme relayed from Cork. Mezzo-Soprano Solos by Miss G. Gallagher. 11.0, National Anthem and Weather Report. 11.15 (approx.), Close Down.

GENEVA (780 metres); 1.5 kW.—9.0 a.m., Relay of Service and Address from the Victoria Hall, Geneva. 7.15, The Day's Sport by M. Vieux, Sports Editor of the "Geneva Tribune." 7.25, Service relayed from the Temple de Carange. 8.0, Concert in the Studio by the Geneva Wireless Orchestra: Fantasia on Popular Russian Melodies (Léopold).

HAMBURG, Call HA (in Morse) (394.7 metres); 4 kW.—Programme relayed by Bremen (272.7 metres), Hanover (297 metres), and Kiel (254.2 metres)—7.25 a.m., Time Signal. 7.30 a.m., Weather Report and Forecast, followed by General News Bulletin. 7.50 a.m., Talk. 8.0 a.m., Weekly Legal Notes. 10.0 a.m., Talk. 11.55 a.m., Time Signal relayed from Nauen. 12.5 (for Hamburg and Kiel), Concert. 12.5 (for Bremen), Musical Selections. 12.5 (for Hanover), Gramophone Records. 1.0, Entertainment for Children. 6.30, Transmission arranged by the School of Physical Training in Hamburg. 6.40, Sports Notes. 6.55, Weather Report and Forecast. 7.0, Play. 8.30, Concert of Songs and Dance Tunes of 1928. In the interval at 9.30, Weather Report and Forecast and Late News Bulletin. 10.50 (for Hamburg, Bremen and Kiel), Weather Report and Forecast for the North Sea and Baltic. 11.0 (approx.), Close Down.

HILVERSUM (1,071 metres); 5 kW.—12.10, Concert by the Hilversum Station Trio. 1.40, Concert. 2.55, Concert by the Wireless Orchestra, conducted by Nico Treep: "Cello Solos by Thomas Canivez and Pianoforte Solos by Jeannette Walen. 7.40, Time Signal. 7.42, General News Bulletin, Weather Report and Forecast and Sports News. 7.55, Opera. 10.40 (approx.), Close Down.

HUIZEN (340.9 metres); 4 kW.—Transmits from 5.40 on 1,852 metres—8.5 a.m., Sacred Service. 9.30 a.m., Relay of Morning Service. 12.10, Concert of Trio Selections. 1.10, Talk. 1.40, Talk. 2.10, Orchestral Concert. 5.15, Relay of Evening Service from Almelo (on 1,852 metres), Sermon by the Minister, the Rev. W. L. Milo. 7.10, Talk. 7.50 (approx.), Concert of Orchestral Music. 10.25, Choral Epilogue under the direction of Mr. Jos. H. Pickkers. 10.40 (approx.), Close Down.

KALUNDBORG (1,153 metres); 7 kW.—Programme also for Copenhagen (337 metres). 9.0 a.m., Relay of Divine Service from Copenhagen. 10.30 a.m. to 10.40 a.m. (Kalundborg only), Weather Report and Forecast of the Meteorological Institute, at Copenhagen. 12.0 Noon to 12.25, German Lesson for Beginners arranged by "Radiolytteren." 12.30, Elementary French Lesson, arranged by "Radiolytteren." 2.0, Concert of Instrumental Music. 4.0, Relay of Church Service from Copenhagen. 5.20, Programme for Children. 5.50 (Kalundborg only), Weather Report and Forecast from the Copenhagen Meteorological Institute. 6.0, News from the Press. 6.15, Time Signal. 6.30, Talk. 7.0, Chimes relayed

Programmes from Abroad.—

MADRID (Union Radio), Call FAJ7 (434.8 metres); 1.5 kW.—Programme relayed by Salamina (FAJ22) (405 metres).—2.0, Relay of Chimes and Time Signal. 2.5, Concert by the Station Orchestra with Violin Solos by Celso Diaz and Selection by Luis Medina in the interval. Romanza Andaluza (Sarasate). 3.30 to 7.0, No Transmission. 7.0, Chimes. 7.5, Concert by the Union Radio Sextet and Selection by Luis Medina. 8.0, The Palermo Orchestra at the Alkazar in a programme of Dance Music. 8.30 to 10.0, No Transmission. 10.0, Chimes and Time Signal. 10.5, Concert by a Military Band. 12.0 Midnight, Relay of Chimes followed by Dance Music by the Palermo Orchestra playing at the Alkazar. 12.30 a.m. (approx.) (Monday), Close Down.

MILAN, IMI (549 metres); 7 kW.—9.0 a.m., Opening Signal and Instruction in English. 9.30 a.m. to 10.15 a.m., Vocal and Instrumental Concert of Sacred Music. 11.30 a.m., Time Signal. 11.35 a.m., Concert by the Milan Station Quartet. 12.30 to 3.0, No Transmission. 3.0, Opening Signal. 3.5, Variety Concert. 4.30, Light Music by the Orchestra at the Fiaschetteria Toscana. 5.0 to 6.55, No Transmission. 6.55, Opening Signal. 7.0, News and Announcements. 7.15, History Talk by C. A. Blauche. 7.25, Sports News. 7.30, Time Signal. 7.35, Relay of the Opera "La Leggenda delle sette Torri" by Alberto Gasco. At the end of Act Two: Sports Results and News from the Stefani Agency. 10.30 (approx.) Close Down.

MOTALA (1,380 metres); 30 kW.—Programme also for Stockholm (454.5 metres), Boden (1,190 metres), Göteborg (416.5 metres), Malmö (260.9 metres), Östersund (740 metres) and Sundsvall (545.6 metres).—10.0 a.m., Relay of Service from a Church in Stockholm. 3.0, Musical Programme. 4.0, Children's Entertainment. 4.55, Chimes relayed from the Town Hall at Stockholm. 5.0, Relay of Evening Service. 7.0, "The Merry Widow" (Lehir). 8.15, General News Bulletin and Weather Report. 9.30 (approx.), Close Down.

MÜNICH (535.7 metres); 4 kW.—Programme relayed by Augsburg (566 metres), Kaiserslautern (277.8 metres) and Nuremberg (241.9 metres).—10.0 a.m., Chimes relayed from the Munich Town Hall. 10.10 a.m., The Wireless Weather Chart for Bavaria. 10.50 a.m., Time Signal followed by Weather Report and Forecast. 11.0 a.m., Concert. 12.5, Time Signal and Weather Report and Forecast followed by Announcements of Forthcoming Programmes. 2.0, Musical or Literary Programme. 4.0, Concert by the Munich Wireless Trio. 7.5, "Die Schöne Helena," Operetta by Offenbach. 9.20, Late News Bulletin followed by Relay of Concert. 11.0 (approx.), Close Down.

NAPLES, Call INA (333.3 metres); 1.5 kW.—8.30 a.m., Elementary Lesson in French by Professor Etienne Verdier. 9.0 a.m., Sacred Concert. 3.45, Children's Corner. 4.0, Variety Concert. 4.30, Time Signal. 7.30, News of the Day. 7.50, Report of the Naples Harbour Authorities. 8.0, Time Signal. 8.2, Concert by the Naples Wireless Orchestra and Soloists: "Pietoso al par del mio" from "La Favorita" (Donizetti), Duet for Mezzo-Soprano and Tenor, accompanied by the Orchestra. Sung by Signora Ada Testa and G. Ferrero. 9.0, Sports Notes. 9.55, Calendar and Summary of Forthcoming Programmes. 10.0 (approx.), Close Down.

OSLO (491.5 metres); 1.5 kW.—Programme relayed by Fredrikstad (434.8 metres), Hamar (555.6 metres), Notodden (411 metres), Porsgrund (590 metres), Rjukan (448 metres).—9.20 a.m., Chimes. 9.30 a.m., Divine Service relayed from St. Saviour's Church. 4.50, Chimes. 5.0, Relay of Service from St. Saviour's Church. 6.15, Weather Report and Forecast, followed by Press News. 6.30, Talk. 7.0, Time Signal. 7.5, Concert of Christmas Music. The Station Orchestra, conducted by Hugo Kramm; "The Children's Christmas" (Kling). 8.30, Weather Report and Forecast and News from the Press. 8.45, Talk by a Journalist on the Day's Topics. 9.0, Musical or Literary Programme. 9.30, Relay of Dance Music. 11.30 (approx.), Close Down.

PARIS (Leole Supérieure), Call FFFT (458 metres); 0.5 kW.—Programme relayed at intervals by the following stations: Bordeaux PTT (275 metres), Eiffel Tower (2,650 metres), Grenoble (416 metres), Lille (204 metres), Limoges (285 metres), Lyons PTT (480 metres), Marseilles (303 metres), Rennes (280 metres), Toulouse PTT (260 metres).—8.0 a.m., General News Bulletin and Time Signal. 9.25 a.m., International Time Signal and Weather Report. 12.0 Noon, Concert. 1.0, Le Journal de France Economique. 1.30, Concert organised by the General Association of French Wireless Listeners. 2.30, Relay of Symphony Concert from the Concert Hall of the Paris paper "Le Journal." 4.0, Padeloup Symphony Concert relayed from the Théâtre des Champs Elysees, conducted by M. Rhené Bâton,

Sunday, December 30th.

All Times are reduced to Greenwich Mean Time and are p.m. except where otherwise stated.

6.30, "Le Radio Journal de France." 8.0, Sports Talk and Results. 8.15, Talk under the auspices of the Union of French Associations. 8.30, Orchestral Concert, arranged by the General Association of French Wireless Listeners. 10.30 (approx.), Relay of Dance Music from the Coliseum de Paris. 12.0 (Midnight) (approx.), Close Down.

PARIS (Eiffel Tower), Call FL (2,650 metres); 5 kW.—7.56 a.m., Time Signal on 32.5 metres. 9.26 a.m., Time Signal on 2,650 metres. 5.0, Relay of Padeloup Concert. 7.10 to 7.20, Weather Report and Forecast. 7.30, "Le Journal Parlé par T.S.F.," with Talks by regular contributors, Dr. Pierre Vachet: Portez-vous bien. 7.56, Time Signal on 32.5 metres. 8.0 to 9.0, Orchestral Concert with Vocalists. 10.26 Time Signal on 2,650 metres. 11.15 (approx.), Close Down.

PARIS (Petit Parisien) (340.9 metres); 0.5 kW.—8.45, Popular Gramophone Selections. 8.50, Talk. 8.55, News from the Press. 9.0, Instrumental Concert with Soloists. 9.25, General News Bulletin. 9.30, The Symphony Half Hour, conducted by Professor Estlye of the Paris Conservatoire. 10.0, Late News Bulletin. 10.15, Orchestral Concert. 11.0 (approx.), Close Down.

PARIS (Radio Paris), Call CFR (1,750 metres); 6 kW.—8.0 a.m., General News Bulletin and News from the Press. 8.30 a.m., Physical Instruction by Dr. Duffre. 12.0 Noon, Religious Address, followed by Sacred Recital arranged by "La Vie Catholique." 12.30, Press News. 12.45, Concert by the Albert Locatelli Orchestra. 4.30, Gramophone Selections arranged by "L'Industrie Musicale." In the interval: Press News. 6.30, Agricultural Talk. 6.45, Gramophone Records. 7.30, Press News. 7.45, The Radio-Paris Circus. 8.15, Concert of Symphony Music, under the direction of M. Eugène Bigot. In the intervals: News from the Evening Papers and Late News Bulletin. 10.30 (approx.), Close Down.

POSEN (344.8 metres); 1.5 kW.—9.15 a.m. to 10.45 a.m., Relay of Sacred Service. 11.0 a.m., Time Signal. 11.5 a.m. and 11.30 a.m., Two Talks on Farming Topics. 2.15, Symphony Concert relayed from Warsaw. 4.20, "Silva rerum," by Mr. B. Busiakiewicz. 4.45, Talk. 5.25, Programme for Children. 6.0, Transmission arranged by the League of Polish Youth. 6.20, Talk, relayed from Warsaw. 6.45, Talk. 7.10, Twenty Minutes of Variety Items. 7.30, Concert. 9.0, Time Signal. 9.5, General News Bulletin. 9.20, Lesson in Dancing by Mr. Starski. 9.40, Dance Music relayed from the Carlton Restaurant. 11.0 (approx.), Close Down.

RIGA (526.3 metres); 4 kW.—9.15 a.m., Relay of Morning Service (in Latvian) from the Mara Church. 12.0 Noon, Songs, Tales and Music for Children. 2.0, Two Talks. 3.0, Concert by the Riga Wireless Orchestra, under the direction of Arved Parups. 4.0 to 5.30, Four Talks. 6.0, Concert of Popular Selections conducted by Janis Medin: Selections from The Tales of Hoffmann (Offenbach). 8.0, Weather Report. 8.30, Concert relayed from the Café de l'Opera. 10.0 (approx.), Close Down.

ROME, Call URO (447.8 metres); 3 kW.—8.30 a.m., Opening Signal, followed by German Lesson for Beginners. 9.0 a.m., Vocal and Instrumental Recital. 9.45 a.m. to 12.0 Noon, No Transmission. 12.0 Noon, Opening Signal. 12.5 to 1.0, Concert by the Radio Trio. 1.0 to 4.0, No Transmission. 4.0, Opening Signal. 4.5 to 5.30, Variety Concert. 6.50, Opening Signal, followed by News and Announcements. 7.10, Talk for Farmers. 7.15, Sports Results and News from the Stefani Agency. 7.29, Time Signal. 7.31, Talk. 7.45, "La Chaste Susanne," Operetta in Three Acts. Music by Gilbert, with the Station Orchestra and Choir. Talk in the interval. 9.30, Late News Bulletin. 10.0 (approx.) Close Down.

SCHENECTADY, Call 2XAD and 2XAF (21.96 and 31.4 metres); 30 kW.—4.0, Relay of Sacred Service. 8.30 Relay of Organ Recital by Elmer A. Tidmarsh, from the Union College Memorial Chapel at Schenectady, N.Y. 9.0, Dr. S. Parkes Cadman's Address to Men relayed from New York. 10.30, Instrumental Programme relayed from New York. 11.0, The American Legion Band in a Concert relayed from Boston, Mass. 11.30, The Acousticon Programme

from New York. 12.0 Midnight, The Old Company's Programme, relayed from New York. 12.30, a.m. (Monday) Relay from the Capitol Theatre, New York. 2.0 a.m., Talk on the United States Government by the Editor of "The United States Daily," relayed from Washington, D.C. 2.15 a.m., Atwater Kent Programme, relayed from New York. 3.15 a.m., Correct Time. 3.17 a.m., Programme of the National Light Opera Company, relayed from New York. 4.15 a.m., Experimental Transmission of Television Signals. 4.30 a.m. (approx.), Close Down.

TOULOUSE (Radiophonie du Midi) (389.6 metres); 8 kW.—12.30, Weather Report and Forecast and Local Market Report. 12.45, Concert of Vocal and Instrumental Music. 1.0, Time Signal. 1.5, Concert (continued). 1.45, News from the Daily Papers. 8.0, Stock Exchange Quotations from Paris and Local Market News. 8.15, News from "La Dépêche" and "Le Petit Parisien." 8.30, Concert arranged by "L'Association des Commerçants Radio-Electriciens du Midi": Selections from Carmen by Bizet. In the interval at 9.0, Time Signal. 10.15, News from North Africa and Late News Bulletin. 10.30 (approx.), Close Down.

VIENNA (517.2 metres); 15 kW.—Programme relayed by Graz (557.1 metres), Innsbruck (294.1 metres), Klagenfurt (272.7 metres), and Linz (254.2 metres).—9.20 a.m., Organ Recital. 10.0 a.m., Concert by the Vienna Symphony Orchestra with Soloists. 2.15, Experimental Transmission of Pictures. 3.0, Orchestral Concert with Soloists. 7.0, Time Signal, Weather Report and Forecast and General News Bulletin. 7.5, "Love's Labour Lost," Comedy in Five Acts by Shakespeare, Translated into German and produced by Stefan Hock. Followed by Relay of Dance Music and Experimental Transmission of Pictures. 10.30 (approx.), Close Down.

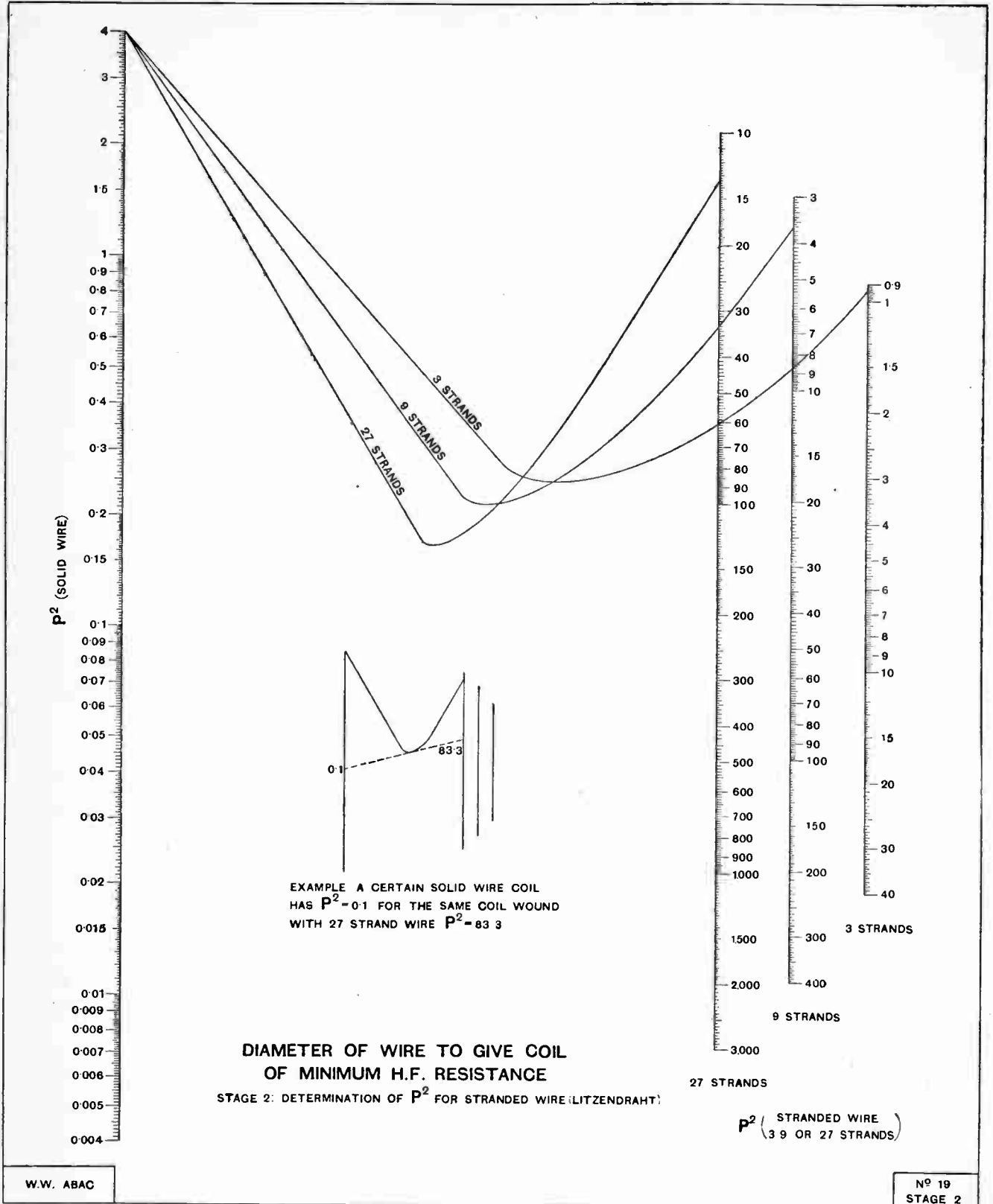
VILNA (435 metres); 1.5 kW.—9.15 a.m. to 10.45 a.m., Relay of Morning Service from a Cathedral. 10.56 a.m. to 4.20, Programme relayed from Warsaw. 10.56 a.m., Time Signal followed by Fanfare from the Church of Notre Dame at Cracow. 11.5 a.m., General News Bulletin. 11.10 a.m., Symphony Concert of the Warsaw Philharmonic Society. 1.0 to 2.0, Three Talks on Agricultural Matters. 2.15, Orchestral Concert. 4.20, Talk. 5.0, Gramophone Records. 5.20, Programme for Children. 5.45, Selections of Zither Music by Professor Witold Jodko. 6.56, Time Signal. 7.0 to 10.30, Programme relayed from Warsaw. 7.0, Talk. 7.30, Concert of Orchestral Music conducted by J. Dworakowski: Madame Trubini; Kazuro, Pianoforte Solo, Nocturne in E Minor (Chopin). 9.0, Aviation Route Report and Weather Report and Forecast. 9.5, News Bulletin from the Polish Telegraph Agency. 9.20, Sports News and Police Report. 9.30, Dance Music relayed from the "Oaza" Restaurant, Warsaw. 10.30 (approx.), Close Down.

WARSAW (1,111 metres); 10 kW.—9.15 a.m. to 10.45 a.m., Morning Service from a Cathedral. 10.56 a.m., Time Signal. 11.0 a.m., Relay of Fanfare from the Church of Notre Dame at Cracow. 11.5 a.m., Aviation Route Report and Weather Report and Forecast. 11.10 a.m., Philharmonic Symphony Concert arranged by the Magistracy of Warsaw. 1.0 to 2.0, Three Talks on Agriculture. 2.0, Weather Report and Forecast. 2.15, Relay of Concert of Symphony Music by the Warsaw Philharmonic Society. 4.20, Talk. 4.45, Aviation Talk. 5.0, Concert by the Polskie Radio Orchestra conducted by J. Oziminski: Overture to Norma, Opera by Bellini. 6.0, Variety Items.

6.20, Talk. 6.45, General News Bulletin. 6.56, Time Signal. 7.0, C. Jablonowski, Talk: Divertissements intellectuels. 7.30, Concert by the Polskie Radio Orchestra. 9.0, Aviation Report and Weather Report and Forecast. 9.5, Communications from the Polish Telegraph Agency. 9.20, Police Report and Sports News. 9.30, Relay of Dance Music from the "Oaza" Restaurant. 10.30 (approx.), Close Down.

ZAGREB (309.2 metres); 0.7 kW.—10.0 a.m., Concert of Symphony Music by the Croatian Philharmonic Society, under the direction of Oskar Nedbal: Fire Worship and Wotan's Farewell (Wagner). 4.0, Programme of Dance Music relayed from the Club-Cabaret. 6.45, Talk on a Wireless Topic. 7.0, Relay of an Opera from the National Theatre, Zagreb. In the intervals: General News Bulletin and Weather Report and Forecast. 10.0 (approx.), Close Down.

ZÜRICH (588 metres); 1 kW.—10.0 a.m., Programme of Light Music. 11.29 a.m., Weather Report and Forecast. 11.30 a.m., Concert by the Zurich Wireless Orchestra. 3.0, Concert by the Castellano Orchestra playing at the Carlton Elite Hotel. 6.30, Time Signal and Weather Report and Forecast. 6.33, Religious Address. 7.0, Violin Recital by Fred Rothpletz, of Cologne. At the Piano: Otto Strauss. 9.0, Weather Report and Forecast, Late News Bulletin and Communications from the Neue Züricher Zeitung. 9.30 (approx.), Close Down.



USEFUL DATA CHARTS (No. 19, STAGE 2).

An explanation of this abac was given in the text accompanying Useful Data Charts (No. 19, Stage 1).



By Our Special Correspondent.

Royalty at the Microphone.—Fewer Oscillators.—More about "Broadcasting House."—Radio Drama Demonstration.—A Queer Kink.—"Carnival."

The Prince of Wales.

If all goes well, listeners will hear H.R.H. the Prince of Wales broadcasting through all stations, including 5GB, on Christmas Day. His Royal Highness, who will make a personal visit to Savoy Hill, is to speak at 7.25 p.m. for ten minutes on behalf of the Miners' Distress Fund.

o o o o

Royal Broadcasters.

The past year has been notable for the number of broadcasts by Royalty. H.M. the King was heard on July 10th at the opening of new University buildings at Nottingham and again on October 10th, when His Majesty inaugurated the new Tyne Bridge. The Prince of Wales has addressed the microphone on several occasions, while on December 12th Her Majesty the Queen broadcast for the first time, when unveiling the Merchant Seamen's memorial.

o o o o

A New Contact.

There can be no doubt that broadcasting has established a new contact between the Royal Family and the nation—much stronger than in the days when royal personalities were known to the majority of people merely through the medium of "pretty pretty" postcards and blurred pictures in the papers.

o o o o

The Decline in Oscillation.

The humble oscillator has been rather forgotten of late, except by those who are not allowed to forget him, but Savoy Hill has been on the watch, and some rather surprising statistics have been prepared showing that the oscillation family has diminished considerably during 1928.

o o o o

When Oscillation is Very Local.

From December 1st, 1927, to November 30th, 1928, 2,037 cases of oscillation were referred by the B.B.C. to the Post Office. Of this number, 1,445 were dealt with by the Post Office engineers, and in nearly 17 per cent. of the cases the fault was found to lie in the complainant's own receiver.

In the previous year, the proportion was 35 per cent., but at that time only meagre details of each complaint were then available, no set form of questions having been framed. Nowadays every correspondent who complains of local

highest in January and February, which suggests that new listeners were experiencing difficulty in operating their Christmas presents. The lowest mark was reached at holiday time in July and August.

The number of anti-oscillation pamphlets issued up to the present is 822,529.

o o o o

Gael Warning.

The Glasgow Gaelic Choir will be heard in a National Gaelic Concert which the B.B.C. is broadcasting from all its Scottish stations on January 9th.

o o o o

Signs of Life.

The hoarse cry of the housebreaker can still be heard on the Portland Place site, but last time I visited the spot there were already signs of better things to be. A new hoarding has been erected, with no chinks in it.

It is unlikely that constructional work will actually begin for at least two months, and I understand that a tremendous amount of work must be done before the foundation stone can be laid. As is generally the case, the "foundation" stone will be situated on ground level and must await the completion of the foundations.

o o o o

No Foundation Stone?

Whether or not an elaborate foundation ceremony will be arranged is not yet decided upon. A rite of this kind should afford an opportunity for a good "O.B." However, it rests with the owning syndicate to say whether they desire the name of the B.B.C. to be perpetuated on what is not B.B.C. property. Perhaps there will be no foundation stone, save the integrity of the contracting parties.

o o o o

Architectural Revisions.

Mr. Tudsbury, the B.B.C.'s civil engineer, is in close touch with the architect, Colonel Van Myer, and already several alterations in the original design have been agreed upon. In the first place the rather



WHERE THE SUN STILL SHINES. A glimpse of the Juan les Pins broadcasting station at Nice, which sometimes can be heard in England, though the power is only 0.5 kilowatt. The wavelength is 245 metres.

oscillation receives a questionnaire in which every available detail can be tabulated.

o o o o

Fractious Christmas Presents.

The total number of complaints dealt with by the B.B.C. during the past year was 9,006. The "curve" was at its

diminutive entrance way shown in the architect's drawing is to be widened and extended in height to the top of the first floor. More windows are to be added at the top of the central block.

It has been suggested that the basement should form a large garage for the cars of artists and Corporation officials. A garage of some sort certainly seems called for, as anyone will agree who has had to thread his way through the variegated collection of cars which is never absent from the cramped little streets around Savoy Hill.

o o o o

European Visitors.

London rose to the occasion a few days ago when members of the Union Internationale de Radiophonie held their December meetings at B.B.C. headquarters. An especially interesting demonstration staged for their benefit was the production of a radio play, using the drama control board which has proved so valuable in plays like "Speed," "Love," and others entailing the use of many studios. There is no similar control board in existence either in Europe or America.

o o o o

Radio Drama

The primary business of the delegates was concerned with the compilation of programmes, statistics, and the exchange of information regarding dramatic works suitable for broadcasting. The meetings were under the chairmanship of M. Oscar Geiga (Austria), the other delegates being Professor Dr. Richtera (Austria), M. Hubert (Belgium), M. Pollock (France), Major Atkinson (Great Britain), M. Szoets (Hungary), and M. Chamiec (Poland). There were also present Dr. Sourek (Czecho-slovakia), President of the Juridical Commission of the Union, and Mr. Arthur Burrows (Secretary-General of the Union).

o o o o

A Schools Demonstration.

Special attention was given to the study of broadcasting to schools, and a Council school in London was visited during an actual transmission. I hear that this part of the programme produced a great impression.

The next meetings of the Union will be held in Geneva in February.

o o o o

The Bells, Bells Bells.

Whether or not Tennyson set the vogue may be doubtful, but bell ringing seems to take an indissoluble part in all celebrations for welcoming the New Year. On the night of December 31st and January 1st the B.B.C. will help the wild bells to ring out farther than they did in Tennyson's time. At 11.55 p.m. we shall hear the muffled bells of St. Michael's, Cornhill, rung by the Ancient Society of College Youths. Then, at midnight, Big Ben will be heard, and after the last reverberations have died away the un-muffled bells of Southwark Cathedral will burst out with a merry welcome for 1929.

o o o o

A Queer Kink

Bells, and, indeed, all percussion instruments, come through with astonishing

realism. Apparently they can be more than real to some people, for I have just heard of a listener on the South Coast who suffers with a morbid dread of hearing Big Ben. He cannot account for this little mental "kink," but confesses that as midnight approaches he has an uncontrollable desire to switch off the dance music before the first stroke from Westminster.

o o o o

Fodder for Radio Drama.

I suppose a psycho-analyst would suggest that it is all due to an anti-Government complex, the patient being sub-

FUTURE FEATURES.

London and Daventry.

DECEMBER 30TH.—Service from Whitefield's Tabernacle, Tottenham Court Road.

DECEMBER 31ST.—"1928-1929."

JANUARY 2ND.—"The Passing of the Third Floor Back."

JANUARY 3RD.—"Bethlehem," a nativity play by Laurence Housman, music by Joseph Moorat.

JANUARY 4TH.—"The Charcoal Burner's Son," an operetta by L. du Gard Peach, music by Victor Hely-Hutchinson.

Daventry Exp. (5GB).

DECEMBER 31ST.—New Year's Party, relayed from Pattison's Café Restaurant, Birmingham.

JANUARY 1ST.—"The Passing of the Third Floor Back."

JANUARY 3RD.—Selections from "Falka," Chassagny's comic opera.

Cardiff.

JANUARY 5TH.—A Concert for Blind and Disabled Soldiers and Blind Workers, provided by the Marquis and Marchioness of Bute.

Manchester.

JANUARY 1ST.—Programme to celebrate the 35th Anniversary of the Manchester Ship Canal.

JANUARY 5TH.—A Musical Tour of Europe.

Newcastle.

DECEMBER 31ST.—"Do You Remember?" a comedy by E. A. Bryan.

Glasgow.

DECEMBER 31ST.—"Hogmanay," a play by Joe Corrie.

Aberdeen.

JANUARY 1ST.—"1928," a "memories" programme.

Belfast.

DECEMBER 31ST.—Reminiscences of 1928.
JANUARY 4TH.—Versailles, "Théâtre de la Petite Galerie."

consciously aware that the chime proceeds from the building in which (he thinks) the country's affairs are being so badly managed. Be that as it may, there are other likely causes, but I leave their identification to would-be radio dramatists who are searching for something bizarre and sepulchral.

o o o o

Strange Saturdays.

A man whose job is a very dull one all the week advertises in the personal columns of the newspapers his willingness to "go anywhere and do anything" between noon and midnight on Saturdays. The results are embodied in a series of light-hearted stories entitled "Six Strange Saturdays." The author is Holt Marvell, and the first of the series is to be broadcast on January 12th.

o o o o

"Carnival."

Compton Mackenzie, who is already an ardent listener and a gramophile, has

succumbed to the spell of radio drama. His most famous novel "Carnival" has been adapted to the microphone by Holt Marvell, with the assistance of the novelist himself.

The "first night" will be on January 8th, when "Carnival" will be broadcast from 5GB. On the following evening it will go out from 2LO, 5XX, and other stations.

Episodes of the story will be linked up by narrative much in the same way as in Conrad's "Lord Jim," but in this case Mr. Compton Mackenzie will be his own narrator.

o o o o

Forty Characters.

"Carnival" treats of the life of Jenny Raeburn, who appears in every scene and has about half of the entire dialogue. The part of Jenny will be taken by Elsa Lanchester. Another favourite in the cast will be Mabel Constanduros.

Altogether there will be about 40 characters, which must be something of a record in radio plays.

o o o o

Time Signals.

The B.B.C. time signals are to follow a new schedule as from January 1st. Here is the revised table:—

Week-days : 10.30, 1.0, 4.45, 6.15, 10.0.
Sundays : 10.30, 3.30, 9.0, 10.0.

Gale Warnings.—Week-days : 1.0, 4.45, 6.15; Sundays : 3.30.

o o o o

An Elder o' the Kirk.

Anyone interested in Scottish drama knows that the first performance of a new work by Murray McClymont is something to look forward to, and there are sure to be many listeners in the North of Scotland who will make a special point of having their sets tuned in to Aberdeen on January 7th to hear the first broadcast of his "Cupid and the Kirk." In this one-act Scots comedy Mr. McClymont is in lighter vein than in his biggest works, and he makes most amusing play with the story of how an elder o' the Kirk deals firmly but humorously with the petty intrigues of a lowland village. The elder is played by Arthur Black.

o o o o

Teaching a Difficult Art.

Billy Mayerl and Jack Payne, with the B.B.C. Dance Orchestra, are co-operating on January 10th in an illustrated talk from 2LO on "How to Play Syncopated Music."

o o o o


A Rugger Relay.

The rugger match between England and The Rest at Twickenham on January 5th will be the subject of a running commentary broadcast through 2LO and 5XX.

o o o o

A Great Octogenarian.

Sir Alfred Yarrow, the great ship-builder and head of Yarrow and Co., the makers of the Yarrow boiler now generally adopted by the navies of the world, will give listeners his "Memories of Eighty Years" in a broadcast from the London studio on January 1st. Sir Alfred was born in 1842.



"The Wireless World" Supplies a Free Service of Technical Information.

The Service is subject to the rules of the Department, which are printed below; these must be strictly enforced, in the interest of readers themselves. A selection of queries of general interest is dealt with below, in some cases at greater length than would be possible in a letter.

A Sensitive Pick-up.

Why is it that I get a shock from the loud-speaker terminals of my receiver (1-v-2) when using a gramophone pick-up, which is connected in the grid circuit of the detector valve? The effect is not present when the set is tuned to wireless signals.

C. B. K.

We can only assume that the input from your pick-up is very much greater than anything you are able to get from the ether. You must remember that for gramophone reproduction you are using three L.F. stages, so that the amplification is greater than when the set is performing its normal function. Incidentally, we would suggest that your H.F. amplifier is probably not pulling its weight; in your locality it should be possible thoroughly to overload each valve from the detector onwards on signals from either of the Daventry transmissions.

The Aerial Down Lead.

I am told that the down lead of my aerial, which at present consists of bare copper wire, as used for the horizontal portion, should be of rubber-covered wire. Is this correct? R. L. S.

We know that this fallacious idea exists; it would be interesting to know how it gained currency. There is no need whatsoever to use insulated wire for any part of the aerial up to the point where it enters the building. Even if it is necessary to attach a guy rope to the down lead, the necessary isolation can best be obtained by using an ordinary insulator.

Modified H.F. Transformers.

Please describe the method of adding a primary winding to a Litz secondary in order to make a transformer suitable for use with a screened grid H.F. valve.

T. C.

We assume that you refer to a single-layer solenoid winding, as used in a number of transformers described in this journal. Probably the simplest and most effective way of converting this for use with screened valves is to adopt the usual type of primary winding, with spacing

both between turns and between windings. For an average valve, we suggest a primary of 35 turns of No. 40 wire, spaced out to occupy about one half of the secondary winding length. The average spacing between primary and secondary should be

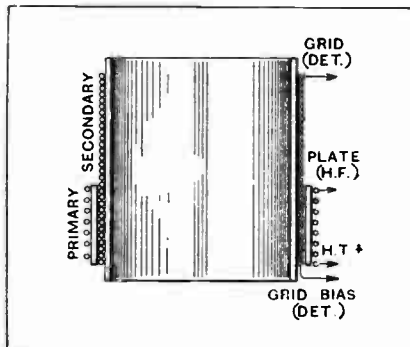


Fig. 1.—Windings and connections of an H.F. transformer for screened grid valves.

from $\frac{1}{32}$ in. to $\frac{1}{16}$ in. The disposition of the windings and the external connections of the transformer are given in Fig. 1.

A Charge-discharge Meter.

With reference to the article on "A Safe H.T. Supply" in your issue for December 5th, is it possible to change the position of the milliammeter shown in circuit (b) so that it indicates the current taken from the battery when it is working, as well as the current flowing when it is on charge?

D. C. B.

Yes, you can do this by inserting the meter in the lead from the switch to the negative terminal of the battery; but unless you obtain an instrument with a centre zero, it will be necessary to fit a reversing switch for it.

It may be added that we do not greatly care for the practice of keeping a meter permanently in circuit with an H.T. accumulator battery on discharge as its resistance is often quite enough to give rise to a certain amount of low-frequency reaction.

Grid Detection and Flat Tuning.

Why is it that the grid circuit of a "leaky grid" detector valve is more flatly tuned than when the anode bend system is used? I have heard it ascribed to the fact that the leak is damping the tuning coil, but this does not seem to be correct, as when I join a 2-megohm resistance across the input circuit of an anode bend detector, there is no noticeable change in sharpness of tuning. Again, it is said that flatness is due to the flow of grid current, but this I cannot understand; will you please explain?

E. S. P.

As you say, these explanations are not quite satisfactory. The fact is that a valve operating as a grid circuit detector actually takes energy from the circuit across which it is connected during the time that the grid is made sufficiently positive (by the application of signal voltages) to pass a current.

How to Neutralise.

I have been attempting to balance a single-stage H.F. amplifier by following the instructions given from time to time, to the effect that the filament circuit of the valve should be broken. Unfortunately, at this distance from the transmitting station it is impossible to hear any signals unless the H.F. valve filament is glowing. Can you suggest an alternative method of procedure?

S. G. R.

The operation of balancing a receiver is, thanks to modern improved methods, a comparatively simple task, and there is no need to extinguish the H.F. valve filament. All you have to do is to bring the tuned circuits near the point of resonance, when oscillation will normally be produced. Now rotate the balancing condenser until it ceases; readjust both tuning controls until signals are at maximum, and if self-oscillation is still present, make a further slight adjustment of the balancing condenser. The set should now be stable, but if there seems to be a tendency towards oscillation on another wavelength setting, it may be necessary to make still another small adjustment of balancing capacity.

RULES.

- (1.) Only one question (which must deal with a single specific point) can be answered. Letters must be concisely worded and headed "Information Department."
- (2.) Queries must be written on one side of the paper, and diagrams drawn on a separate sheet. A self-addressed stamped envelope must be enclosed for postal reply.
- (3.) Designs or circuit diagrams for complete receivers cannot be given; under present-day conditions justice cannot be done to questions of this kind in the course of a letter.
- (4.) Practical wiring plans cannot be supplied or considered.
- (5.) Designs for components such as L.F. chokes, power transformers, etc., cannot be supplied.
- (6.) Queries arising from the construction or operation of receivers must be confined to constructional sets described in "The Wireless World" or to standard manufacturers' receivers. Readers desiring information on matters beyond the scope of the Information Department are invited to submit suggestions regarding subjects to be treated in future articles or paragraphs.

Filament Wattage.

It has often been stated that valves with 2-volt filaments are slightly less efficient than their counterparts with a higher filament rating. Does this apply to screened grid valves?

N. V.

As with triodes, the efficiency of screened grid valves will be determined to a certain extent by the filament wattage, and, all other things being equal, those with the higher voltage rating will be the better. With modern valves the difference is not very great, and, indeed, it may be non-existent if the filament wattage of low-voltage valves is increased by designing them to take a heavier current than those rated at higher L.T. voltages.

Reception on Headphones.

Will you recommend the best circuit for phone reception of the local station (about three miles away) on an indoor aerial?

H. B. L.

No very elaborate set will be required for this purpose, and we suggest that a detector valve with leaky grid condenser rectification and reaction will be quite adequate. Maximum sensitivity will hardly be necessary, so no special precautions need be taken to choose the most effective form of reaction control.

An Invariable Rule.

In a skeleton circuit diagram it seems customary to mark the connection to the negative side of the grid bias battery, but the point to which the positive terminal of this battery is joined is often omitted. Can it be assumed that it will always be connected to L.T.?

S. D. G.

Yes, the positive side of the G.B. battery is always connected to the common negative bus-bar. In certain cases, where special precautions are necessary to avoid stray couplings, you will find that it is connected directly to the negative terminal of the valve; this only applies when a separate battery is used for an individual valve.

Two-Station Switch-over.

Have you published a description of a three-valve set which would be suitable for reception of the two Daventry transmissions, and with provision for changing from one to the other by means of a simple switch? If so, will you please refer me to the back number in which the description appeared?

N. M.

We think that the "Quick Change Broadcast Receiver" described in *The Wireless World* for February 16th should meet your needs, as it has separate tuned circuits for the two wavebands, with provision for connecting either at will by operation of a switch. At extreme ranges the reaction control, which in this set is common to both wavebands, would not hold good with a single setting, but in your locality little or no reaction should be necessary for reception of the desired stations, and we do not think any difficulty will be experienced on this score.

The Best Wavetrap.

The selectivity of my "Everyman Four" receiver was adequate when I lived ten miles from the local station, but now, at a distance of 2½ miles, I find that the number of stations receivable without interference is very much reduced—this in spite of the fact that I am using a high-impedance, high-magnification valve as an H.F. amplifier. It is realised that the addition of an extra H.F. amplifier would overcome the difficulty, but this would mean rebuilding the set, and I should prefer to add a wavetrap. Will you recommend the best type?

J. W. McM.

There can be little doubt that the absorption wavetrap is the most suitable in cases where it is desired to eliminate the signals of a single station. The necessary additions are shown in the

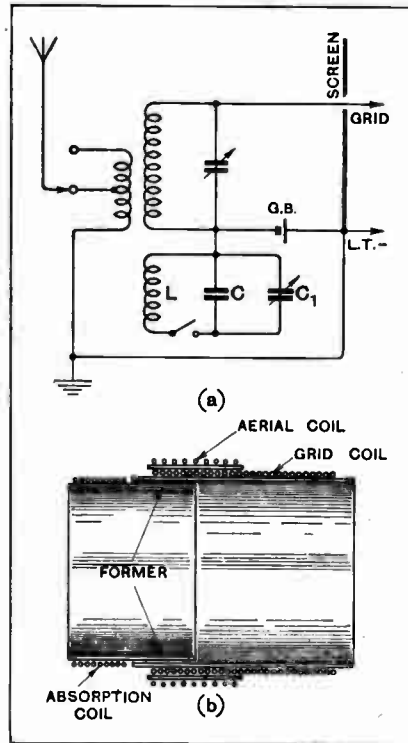


Fig. 2.—Connections of an effective absorption wavetrap; below, a suggested method of coupling the coil to an aerial-grid transformer.

skeleton diagram given in Fig. 2 (a), from which you will see that a tuned circuit (L, C, C₁) is coupled to the low-potential end of the aerial grid transformer. It is important that this circuit should have low resistance, and it should be arranged to tune to the wavelength of the interfering transmission with a comparatively high ratio of capacity to inductance; thus we suggest that C should be a fixed air dielectric condenser of 0.0005 mfd. in parallel with a variable, C₁, of the same capacity; of course, a variable condenser of 0.001 mfd. could be used if preferred.

The coil L may have about 30 turns of No. 24 D.C.C. wire, preferably wound on a former of such a size that it may slide into the existing aerial-grid coil former. These details are shown in Fig. 2 (b).

By varying the position between absorption and grid coils, it will be possible to find a point where interfering signals are "absorbed" over the desired band of wavelengths; it is not a difficult matter to decide on the best practical coupling by trial.

You will note that a switch is connected in series with the tuned absorption circuit, in order that it may be cut out when required.

Long-wave Instability.

My receiver, with a single H.F. stage is perfectly stable on the medium broadcast waveband, but on the long waves I find it impossible to obtain a "balance." The H.F. transformers, which are of the interchangeable type are carefully constructed and appear to be in perfect order. Can you suggest any reason for my failure?

N. W. T.

We think it almost certain that your trouble may be traced to imperfect separation of H.F. and L.F. oscillatory currents in the coupling between the detector valve and the L.F. amplifier. If you have not taken the usual precautions, we recommend you to do so. If you have, you should assure yourself that the components used as H.F. stoppers are in order. For instance, a resistance may possibly have a lower value than that at which it is rated. An H.F. choke used for this purpose should be of reasonably efficient design, and you should assure yourself that none of its sections is short-circuited. By-pass condensers also play an important part in separating H.F. and L.F. currents, and you should make sure that one of these has not an internal disconnection.

Eliminating Morse Interference.

As you are probably aware, Morse interference is a very serious problem in this part of the world. In an effort to eliminate it, would it be really worth my while to rebuild my receiver, adding a second H.F. stage?

W. R.

The extra selectivity afforded by another H.F. stage will certainly bring about an improvement, but, we fear, only to an extent which you will find disappointing. The trouble is that spark transmission—which is probably responsible for the majority of the interference on the medium broadcast waveband—is flatly tuned, and cannot be completely eliminated by selective circuits. In any case, we recommend you to concentrate your efforts very largely on the longer broadcasting wavelengths; admittedly they are not free from Morse interference, but the majority of transmitters on these wavelengths make use of the continuous wave system, which is not responsible for so much interference as the spark stations, most of which operate on shorter waves.



The life of the party


Bring in some lively music. Make merry with an Ormond Portable '5'—the Portable Receiver that will bring in the best programme with the best tonal quality and power of volume. The Ormond Five Valve Portable is remarkable for its complete perfection both in circuit construction and design of cabinet. So easily carried from place to place and so reliable for good reception. This five valve portable requires no aerial, no earth nor independent attachment whatever.

The widest choice of stations is provided and they come in with clarity and faithfulness. No "blasting" or reverberation. And the price—quite low—£24-10-0 purchases the complete set with Valves, Batteries, Internal Frame Aerial, Turntable and all equipment in handsome Mahogany Case with concealed Loud Speaker. Detachable handle.

DEMONSTRATIONS ARRANGED.

Leaflets and Booklets on request.

The ORMOND ENGINEERING Co., Ltd.
 199-205, PENIONVILLE ROAD, KING'S CROSS, LONDON, N.1.
 Phone: Clerkenwell 0314-6. Grams: "Ormondengi, Kinercross."
 Factories: Whiskin Street and Hardwick Street, Clerkenwell, E.C.1.
 Continental Agents: Pettigrew & Merriman, Ltd., "Phonos House," 2 and 4, Backnall Street, New Oxford Street, London, W.C.1.



The ORMOND PORTABLE

Price complete £24-10-0

Waterproof Cover extra 12/6.

Marconi Royalty extra.



CARBORUNDUM

GRID LEAKS *for* **ANODE RESISTANCES**
NOISELESS RECEPTION

Carborundum Grid Leaks and Anode Resistances are quiet. They are solid rods of Carborundum that provide an uninterrupted flow of current. They are dense and cannot disintegrate. There is no noise from arcing. Carborundum Grid Leaks are tested at the maximum operating grid voltage, viz., 5 volts, and Resistances at 100 volts, 2,500 ohms to 7 megohms 2/6 each.

The Carborundum Co., Ltd., Manchester.

The SYMPHONY FOUR

A new Receiver designed for Moving Coil and High-grade Cone Speakers.

Gives the highest possible degree of realistic reproduction, due to special methods of coupling valves. Incorporates Anode Feed Resistances, Choke Filter Circuit and Ferranti Milliammeter. Finest workmanship throughout. *Descriptive leaflet on request.*

EASY PAYMENTS

Supplied in Mahogany or Walnut for an initial payment of 28/-. Balance in 11 monthly instalments. Write for Order Form SF1.
 Cash Price £16 (including Marconi Royalties). All other wireless goods obtainable on monthly terms.

LONDON RADIO SUPPLY CO., 11, A. & L. J. E. LONDON, E.C.2
 Telephone City 1977.

TONEX TONATUNA



Tuning Without Tears!

Razor Sharp Tuning without the need for changing coils. No fuss. No worry. Minute control of reaction. A simple turn of the centre knob switches over from short waves to long waves. Brings in a surprising number of stations. One-hole fixing enables it to be fitted to any set in a few minutes. Tuning is so simple that any set fitted with this tuner can be controlled by the youngest member of your family.

Range 240 to 520 metres, and 1,100 to 2,000 metres, using a .0005 variable condenser.

Price **21/-** FREE: With each Tonatuna is given instructions for building a specially designed 3-valve set that is as simple as A B C to tune.

If your dealer does not stock, write direct giving his name and address.

THE TONEX CO.,
 WALKER STREET, BLACKPOOL, LANCs.

THE ONLY WAY

Price **18/6** Price **18/6**

Watmel

IT is obvious that if you can get from one instrument the amplification of a transformer PLUS the purity of a choke you have the finest possible combination of volume and tone. Fit your receiver with a Watmel Auto Choke in place of an L.F. Transformer and you will be amazed at the purity and strength of reproduction afforded. The Auto Choke contains its own condenser and grid leak and sells at the remarkable all-in price of 18/6.

Watmel

WATMEL WIRELESS CO., LTD., Imperial Works, HIGH ST., EGGWANE. Telephone Eggwane 0323.

FINEST QUALITY

BRITKAM-EBONITE

SPECIAL RUBBER SHEET for **Moving Coil Loudspeaker Construction**

Pliable and elastic yet not too thin. Unlike the thin grades which readily perish. Its roughened surface makes it strongly adhere to diaphragm and ring.

Pliable and elastic yet not too thin. Unlike the thin grades which readily perish. Its roughened surface makes it strongly adhere to diaphragm and ring.

Guaranteed against leakage.

Sheets Rods & Tubes

Britannia Rubber & Kamptulicon Co., Ltd., Newgate St., London, E.C.1.

12" x 12" - 1/8
 14" x 14" - 2/2 per piece, post paid.


The Finishing Touch to your Wireless Set.

Now you have finished building that set and are proud of it why not carry your pride a step further and enclose it in a "KABILOK" cabinet. There is a "KABILOK" cabinet to suit every receiver, also cone and moving coil and speaker cabinets in oak or mahogany, beautifully finished in an extensive range of designs to suit your particular needs. "KABILOK" cabinets are specified for the Mullard Master Three and Master Five Portable. A RECOGNITION OF EFFICIENCY Illustrated list sent free on request.

W. & T. LOCK, Ltd.,
 St. Peter's Works, BATH.
 London Showrooms: 11, Red Lion Square, E.C.1, Holborn.

CABINETS KABILOK OF DISTINCTION

Mention of "The Wireless World," when writing to advertisers, will ensure prompt attention.



The Benjamin Vibrolder has five outstanding features—perfect Contact, shock-proof design, ease of wiring, low capacity and low price.

1,500,000 Benjamin Valve-holders have already been sold—proof of popularity.

PRICE
1'6

BENJAMIN

Electric Ltd., Brantwood Works, Tottenham, London, N.17

PARFAIT

**THE PERFECT
EBONITE PANEL
ONE QUALITY ONLY
— THE BEST —**

Your set will be better in every way if you use a Parfait panel. Not only will it look better, but it will function better. As Parfait Ebonite is used and recommended by leading set designers, it follows that you are getting a tested product. Parfait Ebonite is guaranteed by the makers to have the highest insulation efficiency possible and you will find that it cuts and drills easily and accurately. Insist on getting Parfait—the perfect ebonite panel.

SUPPLIED IN SIX FINISHES

Matt
Semi-Polished Mahogany
Semi-Polished Black

Cube Surface
Highly Polished Mahogany
Highly Polished Black

Stocked by most wireless dealers. If any difficulty in obtaining locally write for name of nearest stockist to:—

H. B. POTTER & CO., LTD.,
Station Buildings, ROCHDALE.

Tidy up your home !

“HARBROS” EASYFIX
the Patent
**CAPACITY REDUCING
FLEX**

For Loud Speaker Extensions

is the neatest, most efficient and most easily fixed flex on the market. Dispense with the old and untidy twisted flex and fit “HARBROS.”

**One dozen yards sample packet
with fixing pins - - - 3/9**

If your dealer is out of stock send direct to

HART BROS. ELECTRICAL MANFG. CO., Ltd.,
QUEENSWAY, PONDERS END, MIDDLESEX.

Traders, send for Showcards and Prices.

**HARBROS
LOUD SPEAKER LEADS**

*The Leads that do not
kink.
Length 8 ft.
2/3*

**WHATEVER THE
CIRCUIT—Specify
“WEILO”**

POWER TYPE
as specified for
Manchester
Evening
Chronicle
“Distance Two”
Price

11'6

Model 10.

*Stocked by Harrolds and
all good class dealers.
Send for illustrated
and interesting cata-
logue describing Weilo
and N.S.P. components
This catalogue is one of
the most complete in
radio—it is yours free
on application to:—
W. W.*



HEAVY TYPE
Ideal for all
general purpose
work

8'6

Model 3.

**SEND
FOR
FREE
CATALOGUE**

THE SUPER VALUE TRANSFORMER.

Specify Weilo—you will be safe! There is no query as to Weilo's undoubted capacity and fitness for all circuit work. The experts know and have tested Weilo. It gives a cast iron efficiency of performance and a wonderful purity of maximum amplification. At the price the value of this super transformer is nothing short of amazing. High component prices are to go—Weilo sets a new standard of transformer value. Built by experts and guaranteed two years. From your dealer or direct.

S. W. LEWIS & Co. Ltd., Dept. W.W.,
39, Victoria Street, London, S.W.1.

The Autocar

Jigsaw Puzzles

Reproduced in colourgravure from paintings for "The Autocar" by F. GORDON CROSBY.



These novel and interesting puzzles will be a constant source of amusement and entertainment.

The TARGA FLORIO Race
A typical incident in Sicily's important annual event (illustrated on the left).

The GORDON BENNETT Race
Jenatzy (Mercedes), the winner, is seen leading from René de Knyff (Panhard) (illustrated on the right).

SIZE : 9 in. x 12 in. each, comprising about 150 pieces.

Price 2/6 net each. By post 2/10 each.

The COMBINED PICTURE

Making a puzzle 12 in. x 17 in. of about 300 pieces.

Price 5/- net. By post 5/4.



ILIFFE & SONS LTD., DORSET HOUSE, TUDOR STREET, LONDON, E.C.4.
(Remittance should accompany orders)

Manufacturers and Wholesale Agents : Messrs. A. V. N. Jones & Co., Ltd., 64, Fore Street, London, E.C.2.

A.C.60

NOW READY

PHOTOGRAMS OF THE YEAR



THE ANNUAL REVIEW FOR 1929 OF THE WORLD'S PICTORIAL PHOTOGRAPHIC WORK

Edited by F. J. MORTIMER, F.R.P.S.

Editor of "The Amateur Photographer and Cinematographer."

ALL lovers of pictures made by the camera will give an eager welcome to the 1928 volume of "PHOTOGRAMS OF THE YEAR," which contains reproductions of the work of the leading photographic artists of the world.

It is the "Royal Academy" of pictorial photography, and includes the best and most representative pictures from the principal Photographic Exhibitions of the year, together with reports of photographic progress made in the British Empire and various other parts of the world, and the useful Directory of British Photographic Societies.

Paper Covers: 5/- net. Cloth Boards 7/6 net. Postage 6d. extra.

From leading booksellers or direct from the Publishers:

ILIFFE & SONS LTD., DORSET HOUSE, TUDOR STREET, LONDON, E.C.4

Reproductions of the Finest Photographs of the Year!

A Suggestion for Christmas!

A Copy of "PHOTOGRAMS" is an admirable gift at Christmas-time for any friend to whom pictures appeal.

MISCELLANEOUS ADVERTISEMENTS.

NOTICES.

THE CHARGE FOR ADVERTISEMENTS in these columns is:

12 words or less, 1/- and 1d. for every additional word, e.g., 18 words, 1/6; 24 words, 2/-.

Name and address must be counted.

SERIES DISCOUNTS are allowed to Trade Advertisers on follows on orders for consecutive insertions, provided a contract is placed in advance and in the absence of fresh instruction the entire "copy" is repeated from the previous issue. 13 consecutive insertions 5%; 26 consecutive, 10%; 52 consecutive 15%.

ADVERTISEMENT for these columns are accepted up to **FIRST POST ON THURSDAY MORNING** (previous to date of issue) at the Head Offices of "The Wireless World," Dorset House, 111, 110, Street, London, E.C.4. or on **WEDNESDAY MORNING** at the Branch Offices, 19, Hertford Street Coventry Guildhall Buildings, Navigation Street Birmingham; 260, Deansgate, Manchester.

Advertisements that arrive too late for a particular issue will automatically be inserted in the following issue unless accompanied by instructions to the contrary. All advertisements in this section must be strictly prepaid.

Postal Orders and Cheques sent in payment for advertisements should be made payable to **ILIFFE & SONS Ltd.** and crossed **Notes** being untraceable if lost in transit, should not be sent as remittances.

All letters relating to advertisements should quote the number which is printed at the end of each advertisement, and the date of the issue in which it appeared.

The proprietors are not responsible for clerical or printers' errors, although every care is taken to avoid mistakes.

NUMBERED ADDRESSES.

For the convenience of private advertisers, letters may be addressed to numbers at "The Wireless World" Office. When this is desired, the sum of 6d. to defray the cost of registration and to cover postage on replies must be added to the advertisement charge, which must include the words Box 000, c/o "The Wireless World." Only the number will appear in the advertisement. All replies should be addressed No. 000, c/o "The Wireless World," Dorset House, Tudor Street London, E.C.4. Readers who reply to Box No. advertisements are warned against sending remittance through the post except in registered envelopes; in all such cases the use of the Deposit System is recommended, and the envelope should be clearly marked "Deposit Department."

DEPOSIT SYSTEM.

Readers who hesitate to send money to unknown persons may deal in perfect safety by availing themselves of our Deposit System. If the money be deposited with "The Wireless World," both parties are advised of its receipt.

The time allowed for decision is three days, during which time, if the buyer decides not to retain the goods, they must be returned to the sender. If a sale is effected we remit the amount to the seller but, if not, we return the amount to the depositor. Carriage is paid by the buyer, but in the event of no sale, and subject to there being no different arrangement between buyer and seller, each pays carriage one way. The seller takes the risk of loss or damage in transit, for which we take no responsibility. For all transactions: up to £10, a deposit fee of 1/- is charged on remissions over £10 and under £50, the fee is 2/6, over 50, 5/-. All deposit matters are dealt with at Dorset House, Tudor Street, London, E.C.4, and cheques and money orders should be made payable to Iliffe & Sons limited.

THE SALE OF HOME-CONSTRUCTED UNLICENSED APPARATUS.

A Service to our Readers.

We have made an arrangement with the Patentees whereby readers who wish to dispose of a home-constructed receiver not licensed under the patents made use of, can cease the set by means of the Deposit System referred to above.

The person desiring to sell, in sending us particulars for an advertisement, will in every case make use of a Box 000, and should add to the price which he requires the amount of royalty customarily paid by manufacturers.

If the purchaser is satisfied with his purchase, the sum realised will be forwarded to the seller, less the amount due in respect of royalties, which amount will be paid by "The Wireless World" to the owners of the patents concerned, and a certificate will be handed on to the purchaser of the set.

SPECIAL NOTE.

Readers who reply to advertisements and receive no answer to their enquiries are requested to regard the notice as an indication that the goods advertised have already been disposed of. Advertisers often receive so many enquiries that it is quite impossible to reply to each one by post.

QUALITONE PRODUCTS


ALL WIRELESS WORLD COILS.

"EUROPA III"
WITH LOADING COILS 22/- Set. SCREEN 5/-

"MEGAVOX"
B.B.C. 16/-. (XX 10/6. BASE 1/6. SCREEN 5/-.
600-ohm resistance 1/3.

B & J. Wireless Co.

2, Athelstane Mews, N.4. Mountview 1695.



VERNIER DIALS

SLOW MOTION

Will fit all standard condensers. Hairline tuning. One hole tuning. Increase the selectivity of your set.

1/9 Each
Usual Price 3/6
2 FOR 3/4 Post Free

PUGH BROS., 95-101, Holloway Rd., London, N.7.

Alexander Black

The Original Wireless Doctor

WILL CALL AND CURE YOUR SET
(London and Home Counties.)

Complete satisfaction or no charge.

Personal Attention to all Clients' Sets. H.T. Eliminators, Gramophone Pick-ups and "Elwison" Moving Coil Speakers Demonstrated, Installed, Maintained, Brought Up to Date.

Fidelity Reproduction Specialist.
2a, WOODVILLE GROVE, LONDON, N.16.
Sloane 5105 or Clissold 3687.

PERTINAX

LOUD-SPEAKER CONES

give true reproduction and tone and improve practically any make of Cone Loud-speaker, and especially moving coil L.S. Unlike proper cones, PERTINAX is unaffected by moisture even in warm damp atmospheres. Supplied in a variety of attractive designs and a natural brown. PRICES: Standard Size (12 in. diameter), 1/6 Brown, 2/- Colour. LARGE SIZE (18 1/2 in. diameter), 3/- Brown, 4/- Colour.

Ask your dealer for full particulars, or write direct giving us name and address of usual supplier.

GEO. L. SCOTT & Co., Ltd.,
Morris House, 60-66, Rochester Row, S.W.1

RECEIVERS FOR SALE.

SECOND-HAND RECEIVERS. 1-8 valves, perfect; cheap; state requirements.—Coutts, Engineers, Horley. [1424]

YOUR RECEIVER will be all the better for fitting a Volume Control Clarostat; 8/6. Post free, at all dealers.—P.O. Claude Lyons, Ltd., displayed advertisement. [2009]

GECOPHONE 4-valve Set, as new, with valves, £11. [1424]

BURNDIPT 4-valve Set, with valves and coils, £10; another, last season's model, as new, £12; all in good order and carriage paid.—James Scott and Co., Radio Engineers, Dunfermline. [0207]

MARVELLOUS Offer.—Buy direct from manufacturers: 10/- deposit secures complete 3-valve loud-speaker set, 100-volt H.T. grid bias, 2-volt accumulator, 30/- loud-speaker (cone or horn), valves, aerial equipment; 7 days' approval; unsolicited testimonials received daily; agents required; see buyers guide.—H. T. O. Electrical 2, Boundaries Rd., Balham, S.W.12. Tel: Hattersley 0374. [0265]

McMICHAEL Super Screened 4-valve Portable Receiver, quite new, and in perfect condition; cost 35 guineas.—Best offers to B.H.B.B.B., London, W.C.1. [2247]

THE RECEPITE Co. Specialise in Building Receivers to suit Customers' own Particular Requirements; write for quotation; low prices and quick delivery; satisfaction guaranteed.

THE RECEPITE Co. Also Carry Out Repairs and Alterations to Existing Sets.

THE RECEPITE Co. Also Make a Range of Standard Receivers Designed for High Quality Reproduction; write for particulars and prices.

THE RECEPITE Co., 1, The Mall, Southgate, N.14. [2177]

SCOTT SESSIONS and Co., Great Britain's Radio Doctors.—Read advertisement under Miscellaneous. [0264]

SUPERHET, 8 valves, in beautiful mahogany cabinet, with valves; also Everman, four, in oak cabinet, with valves; will sell the 2 for £35, or near offer.—Write Box 9023 c/o *The Wireless World*. [2223]

A GREAT Opportunity.—The famous Royal Air Force Mark III 3-valve receivers for sale, guaranteed brand new, each receiver fitted with 2 L.F. transformers worth over 30/-. and the set complete worth £15; we are selling at the wonderful bargain price of 30/-; wonderful loud-speaker results are obtained from these receivers; satisfaction guaranteed; carriage forward, cash with order. Note:—These receivers are securely packed in special travelling cases which would make ideal tool chests.—J. B. Humphreys and Co., 23, College Hill, Cannon St., London, E.C.4. Tel.: City 2725. [2418]

MARCONIPHONE Super Eight; cost £64 few weeks ago, perfect, accept £35.—Percy White, Thames St. Works, Staines, Middlesex. [2384]

5-VALVE Portables for 14 guineas! "British made" and guaranteed.—Box 9244, c/o *The Wireless World*. [2375]

READ and MORRIS, Ltd., for mains sets and components, the mains pioneers in 1924; 28 London hospitals are equipped with Read and Morris mains set, using no batteries; some of these sets have not even required their doors unlocking for over two years—just a switch on the wall used, nothing else touched. Single sets supply over 800 pairs phones and loud-speakers. Abroad one of our mains sets functions in a government hospital 600 miles from the nearest broadcasting station.

READ and MORRIS, Ltd.—2-valve set for D.C. mains from £10; A.C. sets from £15.

READ and MORRIS, Ltd.—H.T. eliminators for D.C. mains, £4; for A.C. mains, £6/10; eliminator transformers, from £15; full wave rectifying valves, 10/-.

READ and MORRIS, Ltd.—Why use accumulators if A.C. mains are available? The Longton L.T. unit is a complete substitute at negligible cost, always ready, valve rectifier, no batteries, gives 1.2 amps. at 2, 4, or 6 volts, and operates any set; new price, £6/15.

READ and MORRIS, Ltd., for electrolytic condensers; we use them, have used them for 3 years, liquid and dry; we test them all, but find Longton the best, capacity approximately 2,000 M.F., non-liquid; price 12/6, as used in the famous L.T. unit.

READ and MORRIS, Ltd., for moving coil loud-speakers; delivery from stock; also mains-operated receivers and amplifiers for same. Demonstrations continually, service always.

READ and MORRIS, Ltd., undertake the design and construction of any type of radio apparatus. We make for the individual and guarantee results. It will pay you well to consult us before buying elsewhere.

READ and MORRIS, Ltd., have second-hand sets, the best makes only, at junk prices; Elwell Aristophone, type 57, 3-valve, £8; Burndipt Ultra IV, with Mark IV tuner, £10, original price £54.

READ and MORRIS, Ltd., 31, Eastcastle St. (facing back of Waring and Gillow's), Oxford St., W. [2474]

Receivers for Sale.—Contd.

NEW Cossor Kits on Easy Payments, or any other set, or list of accessories.—Oakley.

MONOTUNE 3, by C. P. Allinson. A customer writes, November 27th, 1923: "Easily the best 3; I have received 60 on the L.S. Everybody won't do this, but it is a fine set; crowds of dealers keep building it; they know; very complete constructional envelope, 1/2; kit of parts, £5.—Oakley.

SCREENED Grid, H.F. stage, for Monotune, by A. E. Oakley; kit of parts with cabinet, screen base and e. full layout diagrams; 55/—A. E. Oakley, 43, Carleton Rd., London, N.7. [2392

IGRANIC 7-valve Superhet., with high frequency stage oscillator coils for the full broadcast range, all as new and in perfect order, very hot stuff! £15.—Michael Lavin, Old House, Sunning, Reading. [2366

PYE 4-valve Receiver, upright cabinet, with front doors, H.T. in bottom drawer, complete with 4 2-volt valves, in new condition, perfect order; £8.—Walbro Cycle and Motor Co., Wireless Dept., Saffron Walden. Phone: 45. [2433

MICHAEL 5-valve Superion Unit, quite new; £47/4.—D. James, High St., Woburn, Beds. [2382

PRIVATE Disposal—"Wireless World" Five, beautiful oak cabinet, Ampion loud-speaker (horn, directional action), marvellous sensitivity and quality; accept £20.—Inspected and heard, 30, Guinsborough Gardens, Golders Green. Speedwell 6480. [2409

MATLOCK RADIO MANUFACTURERS.

QUALITY, distance and volume; the results you want are obtained by "Wireless World" circuits; We can supply the Europa III, Megavox, All Wave and Everyman sets, built by our expert staff, and guarantee the results.

COMPLETE Sets of Components or Any Parts Supplied; cabinets, coils, panels, eliminators, and moving coil speaker components.

ALL Repairs, overhauls, or installations carried out by experienced men, work and results guaranteed; demonstrations by appointment.

MATLOCK RADIO MANUFACTURERS, Matlock House, Woodberry Grove, Finchley, N.3. Phone: Finchley 2837. [2480

NEW All Wave Four, with additional aerial, loose coupler and condenser, for optional use as in Regional receiver, oak cabinet, 30in. panel, Ferranti push-pull last stage, 3 Cylcon condensers, Ormonde dials, complete with coils and valves; brand new, cost over £25, what offers!—Box 9263, c/o The Wireless World. [2455

MARCONI Straight Eight, with valves; bargain, £8; write appointment.—Box 9258, c/o The Wireless World. [2447

5 VALVE Portable, Cook's of Ipswich cabinet model, complete and as new, cost £24, accept £15; 5-valve Hart Collins despatch case model, portable, only used few times, perfect, cost £22, accept £16.—Walbro Cycle and Motor Co., Wireless Department, Saffron Walden. Phone: 45. [2435

NEW Fada 6-valve set, type 256A, with five new P.M.6 and one super power valve; to-day's value £23, will take £11, or exchange 3hp. petrol or paraffin engine.—Bacon, Headlands, Keswick. [2450

TROJAN RADIO.

YOU Wish to Include the Latest Improvements in Your New Set; you have seen your ideal described in a technical paper; you want the best results; but why trouble to build it; we specialise in supplying all the best modern receivers from stock; you'll save time, and probably money, too! Here are some of the sets we have, ready to send immediately your order arrives (valves not included); "A" receivers conform exactly to designers' specifications, "B" receivers have certain parts of less expensive type, but are equally guaranteed by us:—

PENTODE Two: A, £5/5; B, £3/15.

INCEPTOR Three: A, £8/10; B, £7/5.

EUROPA III: A, £9/9; B, £7/7.

ECONOMY S.G. Four: A, £8/10; B, £6/10.

FURZEHILL Four: A, £12/10; B, £10/10; not wired kit of parts, but handsome well built receivers, from the hands of qualified craftsmen, beautifully finished, and fully tested; our guarantee—money refunded if designers' original claims are not more than fulfilled—accompanies every set which leaves our works; we make modifications free of charge, and supply any accessories; if you have doubts of the suitability of any design, send a card for our free advice, mentioning your requirements; don't delay; write to-day.

TROJAN RADIO.

THE TROJAN RADIO Co., Mitre Chambers, Leadenhall St., London, E.C.3. Phone: Avenue 8750. [2477

Receivers for Sale.—Contd.

MEGAVOX, awarded commended prize Manchester Exhibition, components cost £15 cash offers wanted.—Trueman, 11, Lyell St., Liverpool. [2431

ALLSCOTT 6-valve Screened Grid Receiver, takes A.B.C. and Duventry wavebands with change-over switches, the only set of its kind, and has supplanted many 8-valve sets.

THE Daylight Range of this Set is Phenomenal; set, complete with valves, leads, royalties, and provision for gramophone pick-up; £37/10; carriage paid to any address in Great Britain on 7 days approval against cash.

FOR Further Particulars and Full Specification, apply to the manufacturers, James Scott and Co., Radio Engineers, Dunfermline. [0268

1-VALVE Sterling Steelclad Units, with Fla. rheo., 15/-; R.B.10 Marconi valve and crystal, 17/6; 2-valve T.M. Co., with topped inductor, 32/6; 2-valve Marconi II B, only 30/-; 2-valve Sterling, walnut sloping cabinet, 37/6; 2-valve Western Electric, mahogany euco. cabinet, 47/6; 3-valve Aircraft semi portable, with mahogany Violina loud speaker, a very special bargain, 37/6; 4-valve Polar vertical pol. cabinet set, £5/10; 5-valve R.A.F. semi portable, with remote control, £5/10; 7-valve Marconi receiver, amplifier, screened, £3/10; 7-valve R.A.F. mahogany vertical ditto, encls., £4/10; all royalties paid, valves and batteries extra; Burndett 7-valve Ethodyne set, with valves and 2-frame aerials, listed to day £45, sale price £27/10.—Electradix, 218, Upper Thames St., E.C.4. [2487

SIMMONDS BROS.—Receivers constructed to any published design or to your individual requirements, guaranteed workmanship, repairs, reconstructions, overhauls, modernisations.—Shireland Rd., Smethwick. [9691

FOR Sale.—3-valve radio sets, in splendid cabinet, complete with valves, H.T., L.T., loud speaker, royalties paid, tunes from 150 to 2,500 metres, no coils to change; £14, complete.—W. R. Bottomley and Co., Wireless Manufacturers, Luck Lane Marsh, Huddersfield. [2514

MUST Be Cleared, all at prices much below cost: Elwell 1 valve L.F. amplifiers, new, £1; Sterling 2 valve power L.F. amplifiers, new, 30/-; original price £29; Radio Communication Co.'s 1 valve receivers, 250-9,000 metres, £1; British naval heterodyne wave meters, with valve and tuning carb, perfect, 17/6; Brown's Relay, 25/-; ex-Government 2 valve transmitters, with valves, 25/-; carriage forward, cash with order.—J. B. Humphreys and Co., 23, College Hill, Cannon St., London, E.C.4. Tel.: City 2725. [2518

A GREAT Opportunity.—The famous Royal Air Force Mark III 5-valve receivers for sale, guaranteed brand new, each receiver fitted with 2 L.F. transformers (with over 30/-), and the set complete worth £15; we are selling at the wonderful bargain price of 30/-; wonderful loud speaker results are obtained from these receivers; satisfaction guaranteed; carriage forward, cash with order. Note:—These receivers are securely packed in special travelling cases which would make ideal tool chests.—J. B. Humphreys and Co., 23, College Hill, Cannon St., London, E.C.4. Tel.: City 2725. [2418

WIRELESS is a Fascinating Subject, but makes heavy demands upon the purses of its devotees. For one who is determined to keep abreast of the times, there are always new components to be bought, and sets and loud-speakers to be superseded.

AT the Same Time, the would-be buyer is often deterred from buying because he knows that there will be still one more piece of apparatus left on his hands, to add to those already in the junk box.

WE Have Opportunities of disposing of semi obsolete apparatus to those who are not fortunate enough to be able to afford the latest type, and will take such apparatus or components, providing they are in saleable condition, in part exchange for any new set, loud-speaker or component required.

ALL We Ask is that You should Send Along a List of Your Old Apparatus, together with your new requirements, or, better still, send the apparatus to us to inspect, when we will make you a fair offer.

IF You Approve of this You can Send Your Remittance for the balance, and we will forward the apparatus required; if you have sent your old apparatus and you do not approve of our offer, we will return carriage paid.

THE Principal of this Firm, who has been a professional wireless engineer since 1910, and has been manager for the Sterling Telephone Co., radio expert to the General Electric Co., and Chairman of the Technical Committee of the National Association of Radio Manufacturers, will willingly give advice to those who are desirous of purchasing apparatus; we are entirely unbiased and will recommend the best apparatus for your particular purpose; you save money by having genuine expert advice.

DON'T Forget We Will Take Your Old Receiver or Components in Part Exchange.

WE Will Also Build Any Sets to Specification (Marconi royalties payable), and instal anywhere in the British Isles; sets modernised; send for estimate; Scientific Development Co., 51, Fishergate, Preston. Tel.: 1364. [0226

BATTERIES.

WET H.T. Batteries.—Parts per dozen: Jars, 1 1/2, square, 1 1/2; zincs, 1 1/2; sacs, 1/2 dozen cells (18 volts) complete with bands, electrolyte, 4/3, post 9d.; high efficiency, long self-charging, upkeep small; send 6d. for sample illustrated booklet free; carriage free orders write for free list wireless bargains; trade suppl. W. Taylor, 57, Studley Rd., Stockwell, London.

WET H.T. Replacements.—Sacs (capped or uncapped), highest grade, No. 1, 10d. per No. 2, 1/9 per doz.—See below.

ZINCS.—Best quality (wired), No. 1, 8d. per No. 2, 9d. per doz.; orders valued 5/-, cash paid, otherwise 6d. for postage.—British Battery Clarendon Rd., Watford, Herts.

BATTERIES Direct, a saving of 40%.—60-volt, 108-volt, 10/11; postage 9d. and 1/- respectively, British throughout and fully guaranteed; super-treble capacity also stocked.—The Johnson Engine Co., Dept. W.W., 86, Great Portland St., W.1.

WHY Continue to use an H.T. Battery? If you are on D.C. or A.C. mains, why not use D.C. Send for our pamphlet, "Power," which will be free, together with other useful publications.—C. Lyons, Ltd., 76, Old Hall St., Liverpool.

PENTODE Users' Real Portable Quality H.T. A.C. mulator, 150-volt, large capacity for Pentode £5; ditto Pentode 2, 75/-; both easily portable; barrow required; guaranteed 12 months; sample—Pearson Bros., bedworth, Nuneaton.

ACCUMULATORS.—Fuller's block, new long accumulators, 2 volt 40 amps, new, 5/6; 4 40 amp., 10/6; 6 volt 40 amps, complete with 16/6; approval, c.o.d., postage extra.—Pride Clarke, 158, Stockwell Rd., S.W.9.

STANDUP Wet Batteries Eliminate all High Voltage Troubles; the most reliable independent of H.T. supply; volume, tone, and quality at low never fails to improve the reception; lists free.—80c Batteries, Hrused, Uphall Station.

120-VOLT W.J. Exide Accumulator, fully charged, 27/6, here; 1 P.M.12, 2 hours' use, 17/6; Selby, 30, Rosslyn Rd., Barking.

C.D.E.S. Accumulator Charging Service.—Collection and delivery in 5 mile radius of Croydon; for particulars to Croydon and District Electric vice, Dept. W., 98, Chertsey Orchard Rd., Croydon.

ACCUMULATORS, L.T., 2v. 20a., 3/-; 4v. 20a., and strap, 6/3; H.T. ditto, 1,000 un. ebouite case, 60v., 7/6, 90v., 17/6, 120v., 35/-; L.T. battery boxes, 1/3 each.—Electradix, 218, U. Thames St., E.C.4.

CHARGERS AND ELIMINATORS.

RUNBAKEN H.T. and L.T. Chargers for A.C. or D.C., you may try 14 days.—Ardwick, Munten, and 39 Victoria St., London, S.W.1.

ELIMINATOR Kit, comprising mains transformer, full wave output, 200 volt 30 milliamps, heavy choke, 2 4 mrd condensers, 500 volts, variable potential divider, valve holder, 0/50 r. ammeter and base board; price £3; other output slight extra cost; state mains voltage when ordering.—Goodwin, Woodcock Hill, Elstree.

OUR "Power" Pamphlet Describes the Home Construction of Efficient A.C. Eliminators, guaranteed operation; 200 vol. 50 milliamps, guaranteed, our gear is constantly being purchased by corporations, the G.P.O., the B.B.C., etc.—C. Lyons, Ltd., 76, Old Hall St., Liverpool.

ELIMINATOR Eliminators for A.C. and D.C. Models to pass 100 milliamps, 5 models, the eliminators you require for moving coil speakers; write for full particulars; trade orders given special attention.—Stott, Clare Hill, Huddersfield.

POTENTIAL Dividers, ideal component for eliminators or grid leaks for transmission, 5 tapper supplied in all values from 1,000 ohms to 500,000 ohms, better than wire wound; price 2/3, post 1/- Abingdon Wireless Supplies, 45, Stert St., Abingdon.

TANTALUM and LITHIUM for A.C. Rectifiers; put up your own inexpensive chargers; blue plate for H.T. and L.T., 1/- each; Lithium electrodes fit with terminals 2 1/2 amps., and 5-8 amps.—Blackly Metallurgical Works, Ltd., Liverpool.

PHILIPS Dual Charger, 40 to 120 volts, 60v. and 2 to 12 volts, 1.3 amps., for 200 volt cycle mains; £4.—Brook, Leyfield Rd., Dore, Sheffield.

MOTOR Generator, A.C. or D.C., 230v. input, output 230v. to 8v. D.C., 70/-; 230v. 100v. 100ma., 70/-; other types all outputs to 2 1/2 v. Ella battery chargers, 250v. A.C. to Ev. 6a. D.C., 2 valve chargers, with Philips rectifier, 230v. to 1 1/2 amps., 40/-; eliminators, D.C., with 3 taps, 2 latest model, with anode meter, 30/-; A.C. 50 cycle tap unit, variable control, £4.—Electradix, 218, U. Thames St., E.C.4.

ELECTROLYTIC Condensators.—For these go to specialists.—Reed and Morris, Ltd., 31, Eastern St., London, W.1.

Mention of "The Wireless World," when writing to advertisers, will ensure prompt attention.

Chargers and Eliminators.—Contd.

TRANSFORMERS and Chokes for H.T. and L.T. Battery Eliminators, transformers and chokes for wireless purposes, wound to any specification, transforming transformers supplied; enquiries invited.—**ester Bros.**, 244, Dalston Lane, Hackney, London, E. [2428]

CHEAPEST and Best.—Sintown transformers, output 6v. 1.75a amp., 200x200v. 50ma., 17/6; 0x300, 18/6, 400x400, 19/6; special transformers lit to customers' requirements, transformers forestinghouse metal rectifiers, R4/2/1, 6v. 0.5 amp., R4/2/2, 6v. 0.1 amp., 9/-; R4/55/1, 200v. 0ma., 17/6; illustrated lists free.—**Stimpson, Jesmond ace, Leeds.** [1977]

WE Have the Following D.C. Eliminators for Disposal: Marconi all mains, H.T., L.T., and G.B. model D.C.1, £4/10; Ecco all mains, H.T., L.T., and B., with adaptors for valves, £4/15; Ecco H.T. free variable tapings, one fixed, £2/15; Radielle, for moving coil work, 220 volts from 230 mains, 100 millamps., £5/10; one only, Atlas A.C. eliminator, cost 3/11/6, £5/5.—**Scientific Development Co.**, 51, Shergate, Preston, Tel.: 1364. [2458]

TRANSFORMERS, chokes, etc., guaranteed, wound to any specification; phone for quotation.—**Irby (Wimbledon), Ltd.**, 72, Merton Rd., Wimbledon, S.W. Tel.: Wimbledon 2814 [8987]

SAFETY High Tension Supply Units for A.C. and D.C. Mains, 200-250 volts, model A.C.5 gives 50 volts at 25 m.a., 1 fixed tapping and 2 variable giving 15 to 125 volts, complete with full wave rectifying valve, £4/17/6; model D.C.5 for D.C. mains, gives same output as A.C.5, price £2/5; model D.C.4, gives 21/17/6; our safety H.T. units will work any receiver, full instructions are supplied with every one, and are perfectly simple to use and are absolutely free; write for our booklet, Radio Power.—Philpott and Co., Ltd.**, Radio Engineers, Astley Bridge, Bolton, phone: 2038 Bolton. Grams: Safety, Bolton. [2500]**

CABINETS.

RTCRAFT Radio Cabinets are Britain's Best Value; satisfaction guaranteed.

RTCRAFT Cabinets, made in oak and mahogany; from 8/ to £6.

RTCRAFT Cabinets can be made to customers' special designs and sizes; estimates free.

RTCRAFT Illustrated Catalogue, post free; write now.

RTCRAFT Co., 156, Cherry Orchard Rd., Croydon, Phone: 1981 Croydon. [0040]

DIGBY'S Cabinets.—Table models in solid oak and mahogany; from 11/6 to 71/-.

DIGBY'S Cabinets, fitted with Radion or Resiston ebonite if required.

DIGBY'S Cabinets.—Pedestal model, with separate battery compartment; from 56/- to £12.

DIGBY'S Cabinets Made to Customers' own Designs.

DIGBY'S Cabinets.—Write for new 16-page art catalogue.—F. Digby, 9, The Oval, Hackney Rd., 2, Phone: Bishopsgate 6453. [0128]

RAMSEY for Distinctive Cabinets.—Portable cabinets, cone speaker cabinets, moving coil cabinets, radio-gramophone cabinets; call and inspect.—Illustrated folder free from F. W. Ramsey, 63, Shaftesbury St., London, N.1. Tel.: Clerkenwell 7139. [1315]

ABINETS.—First class goods at competitive prices; send for lists.—Gilbert, Cabinet Maker, Swindon. [9833]

EAL Oak Veneer Converts the Cheapest Wood into Real Oak, detection impossible; 30in.x20in., 8d. set, 7/6 dozen.—Burtenshaw, Hillsborough Terrace, acombe. [2051]

UALITY Cabinets, American type, with baseboard, rubber feet, a really splendid job, Megavox, lody, or Master Three; oak 15/6, mahogany 21/-; rriage paid, packing 1/6, returnable.

UALITY Cabinets, all types and sizes made; send for new illustrated list.—Reginald Nichols, Bath Workshops, Swindon. [2316]

EAS Cabinets, from 8/6, in oak and mahogany; send for list.

HAS Mullard Master Three Cabinets, oak, 12/6; mahogany, 1/6; carriage paid.

HAS, Wireless, Gramophone and General Cabinet Manufacturer, 338, Old Kent Rd., S.E.15. [2406]

INE Mahogany American Type, for Cossor, Mullard, Everyman, etc., with baseboard 9in.x18in., 6; 8in.x24in., 15/6; panels in mahogite or greenite; mahogany instrument cases, 7in.x8in.x5½in.; Brown's polished mahogany, 8in.x7in.x8in., at leather 10in.x8in.x6in., at 5/-; 3-cell valve nets, 1/4 each; teak battery boxes, 1/2 each.—radix**, 218, Upper Thames St., E.C.4. [2497]**


MMONDS BROS. Cabinets for sets and loud-speakers in oak and mahogany; your own ideas fed out; best materials and workmanship.—Shirel Rd., Smethwick [9692]

Start the New Year with a Moving Coil Loud Speaker and obtain really perfect reception!



SUPER ELECTRO-MAGNET MODEL. £4.7.0 complete.

This proved model has been selected by experts and music lovers as the leader in its field and in all parts of the world. Ideal for use with the Megavox 3.



PERMANENT MAGNET MODEL. £6.5.0 complete.

This wonderful unit reproduces every sound with a fidelity and realism that will amaze you. Ideal for use with the Megavox 3.

SEND FOR OUR FREE BOOKLET! 36 pages of valuable and interesting data about Moving Coil Loud Speakers.

BAKER'S 'selhurst' RADIO

Office 89, SELHORST ROAD, S. NORWOOD, S.E.25, Works: (Always Open) 42, Cherry Orchard Rd., E. Croydon. Why no. call at our works and see the outfits for yourself? We can give you valuable assistance and advice. Only 15 guins. NON-STOP from Victoria or London Bridge Stations. DEFERRED TERMS IF YOU WISH. From London Radio Supply, 11, OAT LANE, NOBLE STREET, E.C.

Cabinets.—Contd.

THE Adams Baffle Cabinet, for moving coil speakers, is not a compromise.

IT is the Only Cabinet that gives you all the advantages of a large baffle or closed cabinet at will, and for those who desire perfect reproduction without unlightness

THE Adams Baffle Cabinet is the Only Solution; write for particulars.—F. Adams and Co., 82, Bath St., Old St., E.C.1. [2505]

CABINETS for Melody Maker, Master Three, etc., in solid oak, any shade and finish; 14/-, with baseboard.

CABINETS for "Wireless World," "Amateur Wireless," etc., sets, in oak or mahogany, well made and finished; let me quote you; satisfaction or money returned.

PEDESTAL Cabinets, designed for taking linen loud-speaker ("Amateur Wireless"), or fitted with baffle front, for moving coils; 35/-; particulars on request.—Hammond's, 1, Stratford St., Nuneaton, Warwickshire. [2517]

COILS, TRANSFORMERS, ETC.

B. & J.—All "Wireless World" coils from stock.

B. & J.—Megavox Three coils; see displayed advert.

B. & J. Guarantee Every Coil under Money Back Conditions.

B. & J. All-British Super Four Portable, employing the Mullard pentode valve; £18/10, plus the new scale of royalties.

B. & J. WIRELESS Co., 2, Athelstane Mews, N.4. [0044]

ELIMINATOR Mains Transformers, 550.0-550 at 170 mills, plus 2 filament windings, 7.5 v., 2.5 amperes, only 65/-, carriage paid; metal rectifier transformer, secondary 9 volts, 2.5 amperes, only 23/6, carriage paid; 275.0-275 at 100 ma., plus 7.5 v., at 2.5 amperes, only 38/6, carriage paid; this being ideal for Q.R.S. or Raytheon rectifier, and also furnishing L.T. for P.P. power amplifier; double 30 henrys at 55 ma. large smoothing chokes, shielded, maximum current 125 ma., 4-terminal, only 35/6, carriage paid; large smoothing chokes, carrying up to 400 ma., etc., etc.; state your requirements; all conform to recommendations subcommittee of the I.E.E.—Claude Lyons, Ltd.**, 76, Old Hall St., Liverpool. [2012]**

NEW Cossor Coils.—Radiax, the finest coils made; positively give better results; B.B.C., 15/-; long wave, 17/- pair; don't buy cheap rubbish; there is a lot about.—Oakley.

MULLARD Coils.—Master Three, ordinary B.B.C., 7/6; long, 8/6; base, 2/6; special coil, giving better results on long waves, 10/6.—A. E. Oakley, 43, Carleton Rd., London, N.7. [2393]

CHOKES, L.F. smoothing mains, ironclad, 9d. and 1/6; Varley, double-pole, 4/6; H.F. chokes, small, 1,000 ohms, 1/-; Marconiophone, 100 ma., 4/6.

TRANSFORMERS, Kaynite intervale, 4/-; R.I., 10/-; Microphone, 2/6, 3/6, 7/6, and 12/6; relays, 1,000 ohms, 7/-; Lucas, 10/6; L.T. control, 10/-; Weston M.C., 27/6; Dixon Remote, 15/-.—Electradix**, 218, Upper Thames St., E.C.4. [2489]**

FERRANTI A.P.S., Mullard, and Phillips Transformers, as new; offers.—Box 9261, c/o The Wireless World. [2456]

SIMMONDS BROS., Shireland Rd., Smethwick.

COSSOR Coils.—B.B.C. band, 15/- pair; 5XX band, 17/- pair; accurate in size and performance; prompt deliveries.

TOUCHSTONE.—Mr. James's latest, pair coils and bases, 30/-; screen, 4/6.

PENTONE TWO Coils, with bases, 13/- pair; Pye differential condenser, 5/6.

MEGAVOX.—Pair coils and base, 33/-; screen, 7/6.

EUROPA THREE.—Coils as specified, 33/- the pair, complete; screen, 10/6.

NEW All-wave Four.—Berclif standard coils, 77/9 set of 4, with bases; the actual coils used and specified.

EVERYMAN FOUR Coils, 33/- pair, with bases; the pioneers, still the standard of excellence.

EVERYMAN FOUR Conversion, L.W. coils and bases with instructions, 43/3; alteration present coils, 9/6; approved by "The Wireless World."

BERCLIF Coils for all "Wireless World" sets; special coils to your own requirements in all quantities; cabinets, screens, all up-to-date components, complete receivers; trade enquiries invited.—London Depot: Applebys**, 44, Chapel St., London, N.W.1. [1956]**

SIMMONDS BROS., Shireland Rd., Smethwick.

DYNAMOS, ETC.

TREDALECT Dynamo, 6-8v., working order; 10/- plus carriage.—Dixon, Hare Lane, Lingfield. [2515]

Securite

BRITISH MADE
CONNECTING WIRE

is your security
against internal short-circuits.

Made in six bright colours;
will not crack; is easily
bared with a knife, leaving
a clean tinned conductor
ready for soldering.
Securite is damp, oil, and
acid proof.

Per 10-foot coil
18 S.W.G. 7d.
16 S.W.G. 9d.

Also supplied in Bulk
Lengths especially for
manufacturers' use. Prices on
application.

Trade Supplied.
BRASSE, LTD.,
MANOR WORKS,
High Street, Horsey,
N.S.

Phone: Mountview 3295.



Griphco

A MOVING COIL
LOUDSPEAKER

FREE

For your
Suggestion.

NAME THIS
SUPER
TRANSFORMER
AND WIN A
MOVING COIL
KIT OR A
TERRALTO
LOUD-
SPEAKER.

Equal to many
selling at
double the
price.

You require a First Class Transformer.

In order to introduce and name this new line we
are offering a prize of a Moving Coil Kit of Parts
or a Terralto Loudspeaker to the purchaser of a
Super Transformer at 10/6 whose letter first
reaches us and contains the name accepted which
becomes the property of the Company.

The submitted suggestions were not suitable, and we
are keeping this offer open for another week.

COUPON.

Please send me C.O.D. one Super Transformer at 10/6.
I agree to submit my suggestion under the conditions
outlined above and to accept the Company's decision
as final and legally binding.

I suggest as a name for your Transformer:—

Name.....
Address.....

A. W. Griffin & Co. Ltd., Bates Hill, Redditch

GRAMOPHONE PICK-UPS, ETC.

ADAPTED Browns, 2,000w., 15/-; Electradix, 20/-;
volume controls, 4/-; adaptors and cord, 1/3;
single receivers, for home-made pick-ups, 1/6 only;
6 volt gramophone motors, enclosed type, with 4-1
gear box, silver commutator, beautifully made, 20/-
only.—Electradix, 218, Upper Thames St., E.C.4. [2490]

BROWN'S Gramophone Attachment; cost £2, sell
27/6; perfect.—1, Malvern Terrace, Swansea. [2452]

PICK-UP, Woodroffe, brand new; £3/3.—Kirlow, 11,
Compton Rd., Winchmore Hill, London, N.21. [2448]

LOUD-SPEAKERS.

IF You are in London Call and See Goodmans'
Coil Drive and Reed Units before purchasing else-
where.—Goodmans, 27, Farringdon St., E.C.4. [0090]

AIR-CHROME Type Speaker Parts to build the
speaker that has taken America by storm can be
obtained from Components Production Co., Honeley,
Huddersfield. Send for list. [0130]

BAKER'S Selhurst Radio Moving Coil Loud-
speakers, with Pentode coil and "The Wireless
World" Megavox Three make the ideal combination
for perfect reproduction at low cost. [0231]

VIBRO-SKIN special leather for fixing the dia-
phragm of the moving coil loud-speaker; price 2/6
per piece 11in. square, 2/- per piece 9in. square, post
free, cash with order; special terms to the trade.—The
Alder Leather Co. 3, Southwark St., S.E.1. Tel.
Hop 4448. [0224]

AIR-CHROME Type Loud-speakers Parts, as de-
scribed in the June 6th issue of this paper, can be
obtained from Components Production Co., Honeley,
Huddersfield. Send for list. [0129]

MOVING Coil Loud-speaker Parts of Quality are
made and fully guaranteed by Components Pro-
duction Co., Honeley, Huddersfield. Send for lists. [0149]

BAKER'S Selhurst Radio Moving Coil Loud-
speakers, with Pentode coil and "The Wireless
World" Megavox Three make the ideal combination
for perfect reproduction at low cost. [0232]

AIR-CHROME Type Loud-speakers Give Wonderful
Results, and, with the assistance of a screw-
driver and hammer, can be easily built from parts
supplied by Components Production Co., Honeley, Hud-
dersfield. Send for list. [0151]

GOODMANS Can Give Prompt Delivery of Moving
Coil Kits; send for descriptive leaflet describing
their new Centrix pot stand and frame of patented
and registered design; unique centering features not
incorporated with any other stand on the market,
can be used with all makers' pots up to 5in. dia-
meter; sold separately at 32/6; all moving coil lists
on request.—Goodmans, 27, Farringdon St., E.C.4. [0089]

COIL Drive Speakers, Goodmans, call any day
between 12.30 p.m. and 1.30 p.m. during the
City luncheon hour, and hear any of our products
demonstrated.—Goodmans, 27, Farringdon St., E.C.4. [0091]

BAKER'S Selhurst Radio Moving Coil Loud-
speakers, with Pentode coil and "The Wireless
World" Megavox Three make the ideal combination
for perfect reproduction at low cost. [0233]

REED Movements.—The double acting 4-pole bal-
anced reed units (P.G.3) are still first favourite
for all kinds of diaphragm speakers. At Manchester
enthusiasts could not be persuaded this unit was not
a moving coil speaker, and insisted on the assembly
being withdrawn from the demonstration cabinet for
inspection!!! These instruments are of precision man-
ufacture, constructed with a double magnetic system
of patented design, infinitely adjustable, extremely
sensitive on small inputs, yet capable of handling
huge volume; beware of infringing substitutes; fair
allowance on Lessucolas Brown A earpieces, or other
units in part exchange. A user of Goodmans double
acting unit (P.G.3) writes from Devonport: Your
D.A. unit is streets ahead of any cone unit or com-
plete cone I have tried. Everyone that has heard it
says it is impossible to get better. I agree with
them. Write for illustrated circular.—Goodmans
27, Farringdon St., E.C.4. [0066]

STAR ENGINEERING Moving Coil Speaker, new, 6-
volt, 1/2 amp., pot, high resistance coil, unused
and perfect; £6.—Michael Lavin, Old House, Sonning,
Reading. [2367]

BAKER'S Selhurst Radio Moving Coil Loud-
speakers, with Pentode coil and "The Wireless
World" Megavox Three make the ideal combination
for perfect reproduction at low cost. [0234]

OUTPUT Valves.—The ideal valve for purity output
to moving coil and other large loud-speakers is
an A.P. L.S.680; it dissipates 10 watts on 200 H.T.
and requires only half the H.T. of the equivalent 3
electrode.—Kindly see Aneloy Products advertisement
under Valves section. [2390]

LEATHER Mounts, best quality skins, specially
prepared, supple and even substance, 11in.
square; 1/9; cash with order.—Radio, 29, Winder-
mere Rd., Coulsdon, Surrey. [2485]

REDUCTION IN PRICE


Ask for Particulars.

ANODE SUPPLY FILAMENT SUPPLY ROTARY-TRANSFORMERS

Input..... 12 to 250 v. D.C.
Output..... to 1,000 v. 100 w.

MOTOR-GENERATORS

Input..... A.C. or D.C.
Output..... to 170 w. H.T., or
80 w. H.T. & 80 w. L.T.
Efficient. Silent. Ripple-free.



M-L MAGNETO SYND. Ltd.,
Radio Dept., COVENTRY.

(Phone: 5001.)



SUPERIOR- POWER

Transformers and CHOKES for WIRELESS.

Power Transformers—

input 200—220—240 volts,
40/80 Cycles, output 250
volts. 100 m.a.

4 Volts—4 Amps., 2.5—2.5,
2 Amps., 12 Volts, 2
Amps.

PRICES FROM 30/-

SPECIAL TRANSFORMERS AND CHOKES FOR ADVANCED AMATEURS.

Send for particulars, and quotations, for
Mains Components, made only by—

WILLIAM BAYLISS LTD.,
SHEEPCOTE ST., BIRMINGHAM.

Makers also of Brass and Copper Tubes and Wire
CONTRACTORS TO BRITISH & COLONIAL
GOVERNMENTS RAILWAYS, ETC

Mention of "The Wireless World," when writing to advertisers, will ensure prompt attention.

6064.

University of Southern California