

DECEMBER 1924


25 CENTS

Wireless Age ★

The Radio Magazine



REVERE F. WISTEHUFF



Christmas
—and the whole
world is young again

THE Air is a-quiver, the Ether crowded,
with the Yule-tide Music. The carols,
the simple songs, that carry us back to a
rose-tinted childhood are beating beating
beating beating their soundless tat-
toos at our Hearth-Stones.

Radio is the Magic-Key that translates
it all into vibrant glorious sound.

Only a Scrooge, untouched by the Christ-
mas Spirit, will leave the Key unturned.

Of course, for the utmost in Radio enchantment, you
will equip your set with tubes of the rarest accuracy—

*Quality Plus Service
Since 1915*

Cunningham

RADIO TUBES

PATENT NOTICE: Cunningham tubes are covered by patents dated 2-18-08, 2-18-12, 12-30-13, 10-23-17, 10-23-17, and others issued and pending. Licensed only for amateur experimental and entertainment use in radio communication. Any other use will be an infringement.

Cunningham 40-page data book fully explaining care and operation of Radio Tubes now available by sending 10c in stamps to San Francisco Office.

A. J. Cunningham Inc.

Price the same on all five types
C-301A, C-299, C-300, C-11, C-12

182 Second Street
Home Office: SAN FRANCISCO

CHICAGO

NEW YORK



Tower's

Bring Christmas Cheer from far and near



Think of the little hearts that will beat the faster on Christmas morn on finding in their stocking a gift so pleasing.

If you only will — Old Santa himself from way up North will talk to the kiddies, and stories tell.

No Other Gift
Can Bring Such Cheer
A Gift to Last
Throughout the Year.



Tower's Scientific Headset

Every set tested and approved by Government Licensed Radio Operators.

Tower's Scientific Headsets are guaranteed to be made of the best materials money can buy — highest test enamel, insulated magnet wire, best grade five-foot tinsel cord, unbreakable caps, polished aluminum cases — using the famous scientific head-band constructed for maximum comfort.

If your dealer cannot supply you, order direct by post card, and we will ship immediately Parcel Post, C. O. D., plus a few cents postage.

The Tower Mfg. Corp.
98 Brookline Ave, Dept. Q Boston, Mass.

Scientific

"Quality Goods for Quality Readers"

Wireless Age

The Radio Magazine

Vol. XII

No. 3

December, 1924—Contents

Editorial Chat	14
The Rhythm of Life, <i>By William A. Hurd</i>	17
DX, A Yuletide Story of Radio, <i>By F. R. Buckley</i>	20
The Radio Widow's Plaint, <i>By Margery Griffin</i>	25
Arthur Stringer's Radio Movie, <i>By Charles L. Gartner</i>	26
John Hays Hammond, Jr., <i>By Jerome W. Howe</i>	28
My Happy Radio Career, <i>By Eleanor Poehler</i>	30
The Ethereal Symphony (A Poem), <i>By J. W. Taber</i>	31
The Plunkettrees, <i>By Golda M. Goldman</i>	33
The DX Go-Getter, <i>By R. A. Bradley</i>	34
The Night Before Xmas, <i>By Mrs. Christine Frederick</i>	36
RCA Decorates Radio Heroes	37
Super-Power, <i>By O. C. Roos</i>	38
World Wide News, <i>By C. S. Anderson</i>	42
The Beam System, <i>By K. M. MacIlwain</i>	45
Afloat and Ashore With the Operator, <i>By W. S. Fitzpatrick</i>	48
The Radio Lyre, <i>By O. B. Scott</i>	49
Mysteries of the Vacuum Tube, <i>By Donald Gordon Ward</i>	50
Filament Circuits, <i>By John R. Meagher</i>	52
Broadcasting Station Directory	53
Information Desk	58
Appliances and Devices	69

Your Authors

ARTHUR STRINGER (Arthur Stringer's Radio Movie) is known in real life as John Arbuthnot. Most readers, however, know him as the Arthur Stringer of author-fame. He has many books to his credit as well as a long series of short stories in our leading publications. In 1906 and 1907 he wrote "The Wire Tappers" and "Phantom Wires," and has recently turned to "wireless" in his latest movie release, "Without Warning." His versatility was exercised without stint in exploiting the "mystery thrillers" of radio.

JEROME W. HOWE (John Hays Hammond, Jr.) is assistant professor of civil engineering at Worcester Polytechnic Institute. His story of John Hays Hammond, Jr., contains intimate glimpses of the man and his work, little known to the public, and of profound consequence to radio and its adherents. And better, the story itself is told with the sense of humor characteristic of the author.

OSCAR C. ROOS, B.S., M.E., Fellow I.R.E. and Pres. R.A.I.L.S. is one of the pioneer professional radio men in the U. S. After working with Shoemaker and DeForest in 1902 to 1904 as designer and installer in the old radio yachting days, he was John Stone Stone's right-hand mathematical assistant and research engineer. In 1909 he was research engineer for Fessenden, and afterward developed the first commercial arc stations at Cleveland and Toledo.

Mr. Roos was in charge of the Radio system in the P. I. from 1910 up to 1917 and developed new receivers and wave-meters during the war.

He is a linguist and musician by hobby and helped to found the Manila Symphony Orchestra, the Society of Wireless Telegraph Engineers, and the I.R.E.

Mr. Roos started the Boston Radio Exposition in 1922 as Technical Director.

He is leading the Ilo movement in North America and is an officer of the International Union for the Adoption of an Auxiliary Language.

PUBLISHED MONTHLY AT WIRELESS PRESS, INC., 326 BROADWAY, NEW YORK

Los Angeles, Calif., 1116 Chapman St., Coast Publishers Co.
San Francisco, 821 Market St., Coast Publishers Co.

Chicago, Ill., Wrigley Bldg., Wheeler & Northup.
Great Britain, 12-13 Henrietta St., London.

Boston, 18 Stewart St., Charles M. White.
Australia, 97 Clarence St., Sydney, N. S. W.


Yearly subscription in U. S. A., \$2.50—Outside U. S. A., \$3.00; Single Copies, 25 cents. Entered as second class matter Oct. 9, 1913, Post Office, New York, N. Y., under the Act of March 3, 1879. Copyright, 1924, Wireless Press, Inc. When subscription expires you will find a renewal blank enclosed. Return with remittance promptly.

James G. Harbord, Pres. Piere Boucheron, Vice-Pres. and Gen'l Mgr. L. MacConnach, Secy. George S. DeSousa, Treas. H. H. Reber, Bus. Mgr. C. F. Bong, Adv. Mgr.
C. S. Anderson, Managing Editor W. A. Hurd, Associate Editor R. A. Bradley, Technical Editor

Because certain statements and expressions of opinion from correspondents and others, appearing in these columns from time to time may be found to be the subject of controversy in scientific circles and in the courts either now or in the future and to sometimes involve questions of priority of invention and the comparative merits of apparatus employed in wireless signaling, the owners and publishers of this magazine positively and emphatically disclaim any priority or responsibility for any statements of opinion or partisan expression if such should at any time appear herein.

THE WIRELESS AGE is a member of the Audit Bureau of Circulations

Printed in U. S. A.



For a Merry Christmas—for a merry time every day and for many years to come—give your loved ones a Thompson Radio Receiving Set, a Thompson Speaker, or both.

THOMPSON RADIO

Thompson Radio Receiving Sets and Thompson Radio Speakers deliver the highest quality of simplified and economical radio entertainment. Both nearby and distant radio programs cannot be more faithfully reproduced than with a Thompson Radio Receiving Set. One of the many reasons for the advanced development and perfection in Thompson Radio

products is an organization composed of radio engineers who have been making radio apparatus exclusively ever since "radio" was called "wireless."

The 5-tube GRANDETTE is \$125. The 5-tube PARLOR GRAND, (shown in large picture below) is \$145. The 6-tube CONCERT GRAND, is \$180. Prices are without tubes or batteries. The Thompson Speaker, with conical diaphragm and other special features, is now \$28.

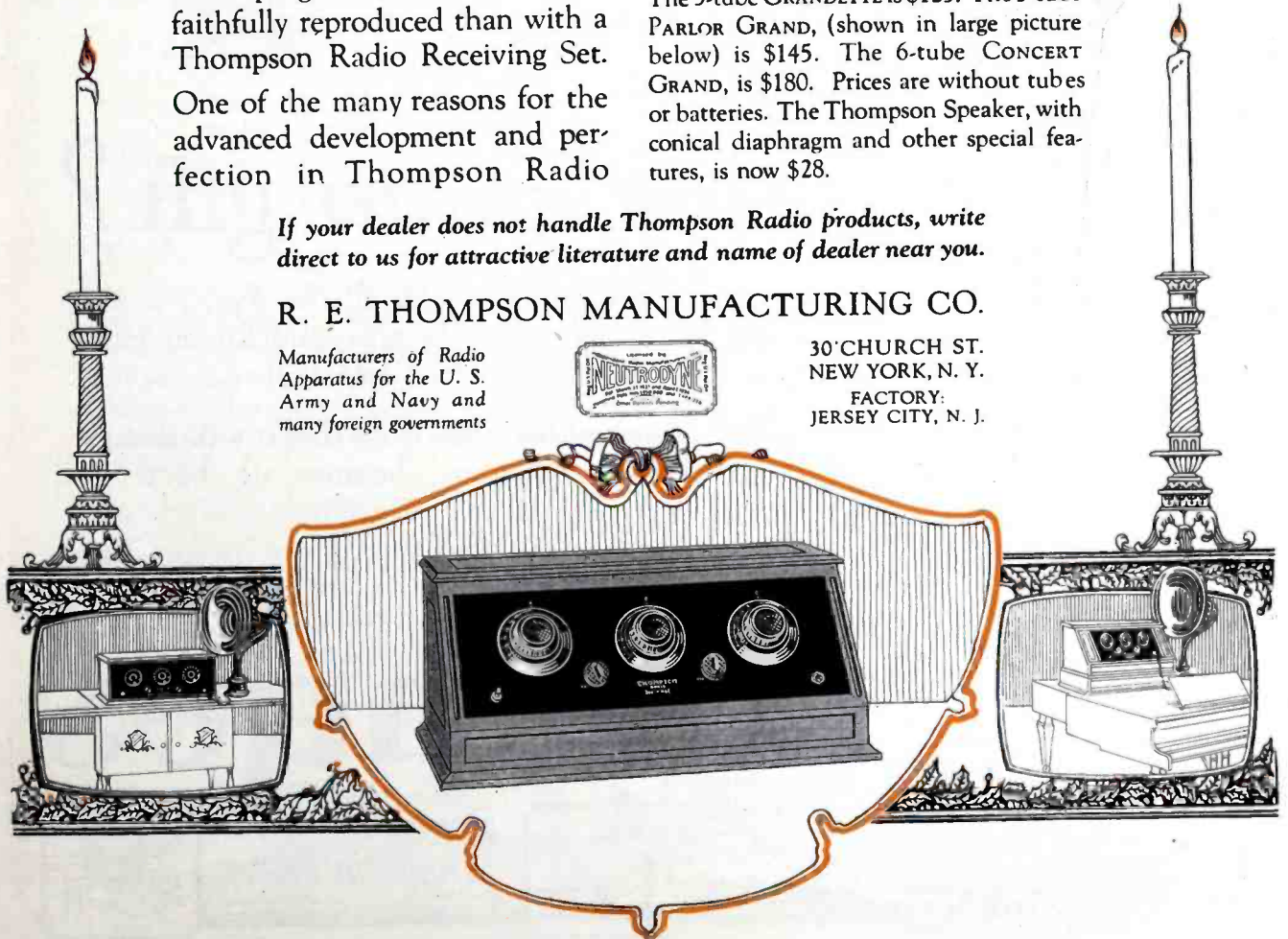
If your dealer does not handle Thompson Radio products, write direct to us for attractive literature and name of dealer near you.

R. E. THOMPSON MANUFACTURING CO.

Manufacturers of Radio Apparatus for the U. S. Army and Navy and many foreign governments



30 CHURCH ST.
NEW YORK, N. Y.
FACTORY:
JERSEY CITY, N. J.



"Quality Goods for Quality Readers"

Table-Talker



What greater gift?

Fun for the holidays—for all the year. Fun for the fellow who gets the gift—and for the family. Give it all—give a *Table-Talker*.

You're sure of its tone. Sure that it will always be loud yet pleasant, because its horn is matched to the unit. It reproduces every word, every note with vivid clarity—it makes the joys of radio *real!*

\$10
It needs no extra batteries

Brandes


Superior Matched Tone Headset \$6
\$7 in Canada



Table-Talker \$10.
50¢ extra west of the Rockies
In Canada \$12.50

The name to know in Radio

Copyrighted by C. Brandes, Inc. 1924


Navy Type Matched Tone Headset \$8
\$9 in Canada

"Quality Goods for Quality Readers"



The FADA Neutroceiver

will surpass anything you have expected of a radio receiver

VOLUME? The FADA Neutroceiver will give you all the controlled volume you can possibly desire. Designed to use powerful tubes and operate on either indoor or outdoor antenna, it is guaranteed to give powerful results.

Clarity? This wonderful, five-tube Neutrodyne offers you a tone quality which is unexcelled. It reproduces every tone of the human voice and of every musical instrument with lifelike fidelity.

Selectivity? Separates stations, tunes through powerful local broadcasting and brings in distant concerts—even when but a few meters apart.

Simplicity of control?


Anyone, without previous experience, can operate the Neutroceiver. You can turn your dials to previously located stations and bring them back night after night.

Beauty? As a piece of art-furniture, the FADA Neutroceiver is a masterpiece. The cabinet is solid mahogany, with the panel perfectly balanced and sloped gently to facilitate easy tuning.

Supplementing the FADA Neutroceiver and making a complete FADA line, are five other Neutrodyne receivers. Six models in all—three, four and five tube Neutrodyne receivers in plain as well as artcraft cabinets, at a price range from \$75 to \$295. See your dealer.



F. A. D. ANDREA, INC., 1581 JEROME AVE., NEW YORK




FADA "One Sixty"
No. 160-A

"The receiver that has taken the country by storm." The best known of all Neutrodynes. Four tubes. Price (less tubes, batteries, etc.) \$120.

FADA Neutrola Grand
No. 185/90-A

The five-tube Neutrola 185-A, mounted on FADA Cabinet Table No. 190-A. Price (less tubes, batteries, etc.) \$295.



FADA Radio



"Quality Goods for Quality Readers"

Ware **NEUTRODYNE** Receivers

The line of Ware Neutrodyne Receivers consists of three different circuits, each of which may be had in two styles of cabinets; one to be placed on the table, and the other a furniture model, resting on the floor.

Each of these circuits is designed to suit different needs and conditions, but all possess in the same degree the most desired characteristics in radio—Ware Tone Quality.



TYPE T

Mahogany cabinet, 10 3/4" high, 14" wide, 13 1/2" deep. Dry-cell "A" and "B" batteries enclosed in cabinet. Reflex Neutrodyne circuit. Three dry cell tubes, one reflexed; equivalent to four tube circuit; one stage tuned radio frequency amplification, detector, two stages audio. Operates loud speaker. Outside antenna.

\$65.00 without accessories



TYPE X

Walnut cabinet, 8 1/2" high, 21 1/2" wide, 10 1/2" deep. Dry cell "A" and "B" batteries enclosed in cabinet. Reflex Neutrodyne circuit. Four dry cell tubes, one reflexed; two stages tuned radio frequency amplification, detector, two stages audio, equivalent to five tube circuit. Double-scaled voltmeter indicates voltages of "A" and "B" batteries. Indoor or outdoor antenna.

\$150.00 without accessories.



TYPE W

Walnut cabinet, 8 1/2" high, 21 1/2" wide, 10 1/2" deep. Neutrodyne, not reflexed, using five vacuum tubes—two radio, detector, two audio—and storage battery. "B" batteries enclosed in cabinet. Double-scaled voltmeter indicates voltages of "A" and "B" batteries. Indoor or outdoor antenna.

\$175.00 without accessories.

Ware Tone Quality means—not a different tone quality imparted by the receiver, but exactly the same tones as you would hear if you were actually present where the program is being given.

Type T, which is sold at the remarkably low price of \$65.00, has made a tremendous hit. We expected a big demand for it because we knew of no other receiver on the market that would give so much for the money. But the combination of low price, beauty of appearance, Ware Tone Quality, and simple and economical operation has created a demand that has exceeded our expectations. It is the first three-tube Neutrodyne ever made and the first Neutrodyne to be operated on dry cell tubes. One of the tubes is reflexed, on an entirely new principle devised and used only by Ware, giving the full equivalent of a four-tube circuit.

Under each illustration is a brief description of the receiver, but to fully appreciate them, they must be seen and heard.

Stop in at your dealer's and ask for a demonstration of Ware Neutrodyne Receivers. Their performance will be far more convincing than our description.

Send for Catalog

Ware
RADIO CORPORATION
529-549 WEST 42ND STREET
NEW YORK

DISTRIBUTORS

Progressive Musical Instrument Corp.,
New York, N. Y.
Dalrymple-Whitney Radio Corp.,
New York, N. Y.
Cohen & Hughes, Inc.,
Philadelphia, Pa.
Pittsburgh, Pa.
Baltimore, Md.
Washington, D. C.

Illinois Phonograph Co.,
Chicago, Ill.
Yahr & Lange Drug Co.,
Milwaukee, Wisc.
Ohio Musical Sales Co.,
Cleveland, Ohio.
Lucker Sales Co.,
Minneapolis, Minn.

Kohler Distributing Co., Inc.,
San Francisco, Cal.
Knight-Campbell Music Co.,
Denver, Colo.
Kiefer-Stewart Co.,
Indianapolis, Ind.
Gibson-Snow Co., Inc.,
Syracuse, N. Y.
J. W. Jenkins' Sons Music Co.,
Kansas City, Mo.

New England Phonograph
Distributing Co.,
Boston, Mass.
Commercial Associates, Inc.,
Los Angeles, Calif.
D. H. Holmes Co., Ltd.,
New Orleans, La.
C. A. Richards, Inc.,
(Foreign Distributor),
New York, N. Y.




TYPE TU

Brown mahogany or walnut cabinet, housing Type T circuit. Panel exposed by raising lid. Loud speaker concealed behind grille. Dry cell "A" and "B" batteries enclosed in cabinet. Dimensions: 34 1/2" high, 18 1/2" wide, 18 1/2" deep. \$150.00 without accessories.



TYPE XU

(See WU for cabinet open)
Brown mahogany or walnut cabinet, with panels of contrasting shades. Embodies Type X circuit. Loud speaker concealed behind grille at top, below which a desk leaf turns down, exposing the panel. Dry cell "A" and "B" batteries enclosed in cabinet. Dimensions: 44" high, 27 1/2" wide, 18 1/2" deep.
\$275.00 without accessories.



TYPE WU

(See XU for cabinet closed)
Brown mahogany or walnut cabinet, with panels of contrasting shades. Embodies Type W circuit. Loud speaker concealed behind grille at top, below which a desk leaf turns down, exposing the panel. Storage and dry cell batteries enclosed in cabinet. Dimensions: 44" high, 27 1/2" wide, 18 1/2" deep.
\$300.00 without accessories.

Licensed by the Independent Radio Manufacturers, Inc., under Hazeltine Patents Nos. 1,450,080 and 1,489,228 and patents pending, and the trademark "Neutrodyne" registered in the U. S. Patent Office, Certificate No. 172,137

"Quality Goods for Quality Readers"

MUSIC IS IMMORTAL

THE earliest history of Man was told to the strumming of primitive melody. His wars, defeats and triumphs are written in our symphonies today.

Music will outlive our present system of radio a hundred—a thousand years from now. But, until then, the RESISTANCE COUPLED AMPLIFIER—the only system that does justice to the qualities that make music live—will be first among fans of discrimination.

Amplification truly without distortion—reproduction that is auditive perfect—is the distinctive achievement of the DAVEN SUPER AMPLIFIER illustrated below.

On Sale at Your Dealers

Resistance Coupled Amplifier KITS	
Without sockets and condensers	
3-Stage	\$8.00
4-Stage	\$10.50
Complete with sockets and condensers.	
3-Stage	\$12.50
4-Stage	\$16.00

Read the Daven "RESISTOR MANUAL" by Zeh Bouck. This manual contains the how-to-make-it data on Resistance Coupled Amplification. Sold everywhere.


Price, 25 cents

**THE DAVEN
RADIO CORP.**

"Resistor Specialists"

NEWARK N. J.

DAVEN RADIO



Quality Goods for Quality Readers



AN Ultradyne receiver operating in New York City easily tunes out the powerful broadcasting of WOR, Newark, N. J.—405 meters, and brings in WDAR, Philadelphia—395 meters; PWX, Havana, Cuba—400 meters; WDAF, Kansas City—411 meters.

Regardless of close similarity in wave-length, the Ultradyne selects any station within range—brings in broadcasting clearly, distinctly, faithfully.

In addition to this Ultra-selectivity, the Ultradyne is the most sensitive receiver known. It employs the "Modulation System" of radio reception, the achievement of Mr. R. E. Lacault, E.E., A.M.I.R.E., Consulting Engineer of this company and formerly Radio Research Engineer with the French Signal Corps Research Laboratories.

The "Modulation System" responds to weaker signals than the conventional method of detection—because it provides greater rectification. Weakest signals are made to operate the loud speaker.

Ultradyne performance is the envy of the radio industry.

Write for descriptive circular


PHENIX RADIO CORPORATION

3-5 Beekman Street

New York

ULTRADYNE

MODEL L-2



Modulation Plus Regeneration In the New Ultradyne

To the "Modulation System" of radio reception, R. E. Lacault has successfully applied the use of regeneration in the new Model L-2 ULTRADYNE.

The result is ultra-sensitivity never before thought possible. The use of regeneration produces tremendous amplification which is more noticeable when receiving weak signals.

The Radio Section of the U. S. Bureau of Standards has proven by actual measurement that regeneration becomes more effective as the received signal diminishes in strength.

Regeneration applied to the "Modulation System" allows the ULTRADYNE to respond to an extremely small amount of energy. This energy is further amplified thousands of times by the intermediate frequency amplifier before it is detected and made audible. This amplifier is designed for maximum efficiency without decreasing the tone or quality of music and speech.

The reception of distant stations is only limited by atmospheric conditions and causes beyond the control of Model L-2 ULTRADYNE.

Loud Speaker Reception Using Loop Aerial

Efficient loud speaker reception using a loop aerial is possible with the Model L-2 ULTRADYNE. Ordinarily loop reception is considerably less efficient than an outside aerial. However, the application of regeneration to the "Modulation System" reduces the resistance of the loop circuit, thereby allowing the loop to pick up infinitely weak signals.

The use of a loop also increases selectivity and decreases static and other interference.

How to Build the New Model L-2 ULTRADYNE

This 32-page illustrated book gives latest authentic information on drilling, wiring, assembling and tuning the new Model L-2



Ultradyne. This book explains the "Modulation System" in detail and also deals with the application of regeneration to this new system of radio reception.

It is edited by R. E. Lacault, inventor of the Ultradyne Receiver. Price, 50c.

Model L-2 ULTRADYNE Kit Is Ready

This is the new Model L-2 Ultradyne Kit which contains one low loss tuning coil, one low loss Oscillator Coil, one special low loss Coupler, one type "A" Ultraformer, three

type "B" Ultraformers, four matched fixed Condensers. The Ultraformers are new improved long wave radio frequency transformers, especially designed by R. E. Lacault, inventor of the Ultradyne. As a precaution against substitution, R. E. Lacault's personal monogram seal (R.E.L.) is placed on all genuine Ultraformers. All Ultraformers are guaranteed so long as this seal remains unbroken.—Adv.



\$30.00

"Quality Goods for Quality Readers"

MU-RAD

LABORATORIES, INC.
Asbury Park, New Jersey

Without "A" or "B" Battery St. Louis hears Washington

You can do it with the MU-RAD Type MA-20, which operates without "A" or "B" Battery. Just plug into your electric light socket and tune in.

Mr. L. M. Wood of St. Louis, the first night he had his MU-RAD tuned in Washington, Pittsburgh, Detroit, Chicago, Kansas City, Schenectady and several other Eastern stations, quickly and easily. As he says, "the reception was perfect."

The MU-RAD MA-20 is easy to operate, and the dial readings are always the same for any given station.

MU-RAD Receivers are guaranteed for 1,000 miles reception but records of many times this distance are being broken every day. Ask the MU-RAD dealer in your town to demonstrate it for you.

Write for descriptive literature before you choose all your Christmas gifts. Address, Dept. A.

The MU-RAD MA-20 that operates without batteries



"Quality Goods for Quality Readers"



Tune in
with **MICARTA** — *The Material of Endless Possibilities*"

MICARTA tubes, plates and other forms are appreciated by radio amateurs. They know that *Micarta* affords that splendid insulation so vital to perfect receptivity. They know *Micarta* is not a substitute, but a better material.

Micarta is easily machined, drilled and punched. It takes a high polish. It does not expand or shrink due to contact with oil or moisture. *Micarta* can be engraved with great facility, giving clean cut, sharp characters. Ask for booklets F 4566 and F 4621. *Free on request.*

Westinghouse Electric & Manufacturing Company
East Pittsburgh, Pennsylvania
Sales Offices in All Principal Cities of
the United States and Foreign Countries

Westinghouse

"Quality Goods for Quality Readers"



The shell is ORANGE Bakelite—the base genuine Thermoplox

The More You Know About Radio the Better You Will Like This Socket

If ever a device were designed to increase the efficiency of all receiving sets, it was this new socket by the Master Builder. Radio engineers praise it—new set builders marvel at its ease of installation and the clear, loud reception obtained that bespeaks the absence of losses—many old-timers have even rewired their sets to establish new distance records and enjoy clearer reception with this better socket.

You'll like its construction, embodying a minimum of both insulation and metal—capacity absolutely minimized *without sacrifice of mechanical strength*. And its base of ebony Thermoplox in beautiful color contrast with the thin shell of orange Bakelite adds as greatly to the appearance of any set as the construction does to its efficiency.

You'll like its contacts (the source of losses and noise in most sockets); they are radically new in design, formed of phosphor bronze and *silver* plated—because the contact resistance of silver does not increase as it stands exposed to air. Then, too, electrical losses are minimized by providing maximum spacing between terminals, both in the insulation and in the air.

You will like the way the tube is inserted and removed without turning—which prevents twisting the bulb from its base. You will like its appearance—its small size—its neatness. You will like its silvered posts with slotted nuts that are fastened *well* with either screw driver or wrench. You will like the way the terminals are arranged for soldering—extra long so that they may be bent down where under-wiring is desired—and provided with ears to hold the wire in place for soldering. And best of all you will like the price, 90c. *This socket that meets the specifications of the most exacting radio engineer costs no more than most of those on the market today!* If your dealer has not yet been stocked, you can be supplied direct from factory at regular price plus 10c for packing and postage.

THE CUTLER-HAMMER MFG. CO.

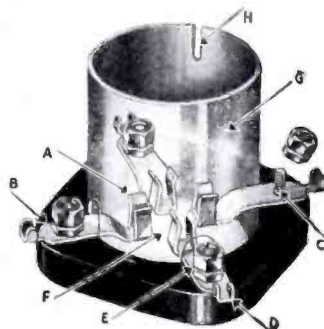
Member Radio Section, Associated Manufacturers of Electrical Supplies

Works: MILWAUKEE and NEW YORK

“Built By The Master Builder”



These Exclusive Features Assure Better Reception



A Perfect contact. Both sides of tube prong cleaned when inserted—no contact or wear on soldered end.

B All metal parts *silver* plated—perfect contact for the life of the set. Silver may tarnish but its contact resistance does not change.

C One piece contact construction. The binding post is **NOT** a part of the circuit—the wire to the socket always touches the contact strip which carries the current direct to the tube prong—no joints to cause losses.

D Convenient terminals for soldering—full length to allow bending down for under-wiring. Ears hold wire in place for soldering.

E Extra handy binding posts—tight connections with either wrench or screw-driver. Lock washers hold terminals rigid.

F Wide spacing of current carrying parts both in air and insulation—true low-loss construction.

G A minimum of both metal and insulation for low capacity. Shell of thin Bakelite—the base of genuine Thermoplox.

H The tube is held in place by merely a vertical motion—no twisting to separate bulb from base.

The attractive orange shell helps identify this better socket, but the famous C-H trade mark both on the socket and on the orange and blue box is your genuine protection.




RADIO SOCKET

“Quality Goods for Quality Readers”

Quality - Easily Recognized

Gifts that will bring joy to any Radio BUILDER




TYPE 247-H
Geared Condenser
Price \$5.00




TYPE 231-A
Amplifying Transformer
Price \$5.00



TYPE 268
Variocoupler
Price \$3.50



TYPE 269
Variometer
Price \$5.00



TYPE 247-W
Wavemeter Filter
Price \$10.00

For a Merry Radio Christmas

Acceptability

In selecting articles for Christmas giving, those who choose with the true Yuletide Spirit consider *acceptability* and *practicability*.

To the radio builder who knows the necessity of good apparatus, nothing is more acceptable and practical

Practicability


than General Radio parts, which are scientifically designed by radio engineers.

A set built with General Radio parts is your unfailing assurance of quality reception. Ask the man who has built one.

GENERAL RADIO Co
Cambridge, Mass.,
U.S.A.



"Quality Goods for Quality Readers"



Make it a Radio Christmas

The "Brandola" is without question the most charming gift—one the entire family can operate and enjoy. With its simplified one-dial control it has made radio reception so simple, that a mere novice can operate it with the same success as would be expected of a radio engineer. The "Brandola" is extremely sensitive and very selective—because of these features extraordinary distant range is made possible even though the set be operated within a circle of local broadcasting stations. Ask your dealer to demonstrate this feature for you.

By the use of Resistance Coupling in its amplification, the tone quality of the "Brandola" is so perfect that reception of music has been transferred into the realms of higher musical expression. The delightful clarity, mellowness and the absolute natural reproduction of the voice and musical instruments is a revelation to the radio art. Loud speaker reception of stations two thousand miles distant were recorded daily throughout the summer. Under favorable winter conditions, coast to coast reception should be obtainable with regularity.

Sold Everywhere. List Price \$125. West of the Rockies \$135. Canada \$165

The Brandola

One Dial — Six Tubes



THE J. F. BRANDEIS CORP.
36 OXFORD STREET NEWARK, N. J.

"Quality Goods for Quality Readers"

Editorial Chat

THIS issue of WIRELESS AGE—THE RADIO MAGAZINE—has a cover with a message for you. A message of sincere friendliness and wishes for a happy Christmas.

And it was the thought of holiday carols, expressed in the universal rhythm of being, that will enable you to find lurking in our defense of music—particularly Jazz—The Rhythm of Life.

DX—A Yuletide Story of Radio

The story of an inspiration, born of an idea, and the thought passed along for Yuletide. You'll like Buckley's story for what it is—but you'll have to read it to know that.

Then there is the story of John Hays Hammond, Jr., an ever romantic figure enhanced by the curtains of obscurity thrown about his activities. This, we believe, is the first lifting of the curtains, and the lifting a rather unique episode in radio history.

Super-Broadcasting

The prime factor in broadcast development, scarcely appreciated, and little understood by those of us who toil with an elusive disturbance in the circuit of our pride—the question of super-power broadcasting—has been dedicated by O. C. Roos to whomsoever will comprehend this thing which has loomed up too suddenly for casual, and at the same time, accurate assimilation.

And then, turning the pages, if you build your own, the DX Go-Getter and the Radio Lyre is a combination that you will agree are gems for the technically minded.


And a Word More—

By way of appreciating our notion of the best to be had in entertainment and culture, you may read *The Plunketteers* and *The Ethereal Symphony*, the two related, and yet the one a program schedule of vital importance to music lovers, and the other an inspirational verse on radio.

There is more, for the reading, and you'll enjoy the spirit of friendliness and humor and serious purpose you have come to know as the objective of each number of WIRELESS AGE—THE RADIO MAGAZINE.

And, finally, we wish you—as you wish us—a Very Merry Christmas—Look forward to our New Year Greeting.

—THE EDITORS.



More Christmas Fun!

For a fan who has only headphones—or “just a horn”—a Radiola Loudspeaker is a Christmas inspiration! It means everybody listening in—dancing—getting the fun. It means music that is music—voice that is human voice—not “radio voice.” It means getting the best out of any set.

Remember, if you are buying a complete radio set—that no receiver can be better than its loudspeaker. And if you really care about tone quality, insist upon the Radiola Loudspeaker.



Radiola Loudspeaker
Type UZ-1325
Now \$25.00

Radiola

REG. U. S. PAT. OFF.

LOUDSPEAKER

This symbol of quality  is your protection

RADIO CORPORATION OF AMERICA

Sales Offices:
233 Broadway, New York
10 So. La Salle St., Chicago, Ill.
28 Geary St., San Francisco, Cal.

“Quality Goods for Quality Readers”

Four Tubes—Only One Dial Range Limitless

RADIO is revolutionized by this new receiver! A four-tube set whose loudspeaker range is practically unlimited. Exquisite, natural tone. Extreme sensitiveness and selectivity. And the simplest ever to operate—single dial control.

Built as only Paragon sets have been built in the past. But basically new, employing the new non-radiating Paradyne Circuit. And one third the price you would expect to pay.

The new Paragon line includes the new PARAGON TWO, \$27.50, a two-tube set of excellent loudspeaker tone and volume from stations within moderate radius. And the new PARAGON THREE, \$48.50, an exceptionally sensitive, fine-toned, three-tube receiver.

Ask your radio dealer to show you these new receivers. Descriptive folder sent you on request.


DEALERS: Write for attractive new Dealer Proposition and address of nearest Paragon Distributor.
ADAMS MORGAN COMPANY, Inc.
8 Alvin Avenue, Upper Montclair, N. J.



PARAGON FOUR

\$65

"Quality Goods for Quality Readers"



THE RHYTHM OF LIFE

Music hath many charms if we know what it is all about

By WILLIAM A. HURD

RHYTHMIC symphonic syncopation is classical jazz. Why anyone should wish to tie a can on jazz, and give it the gate is beyond me. Jazz is the one contribution to music that distinguishes the American people, and if it is good enough, the name cannot injure its prestige.

When Miss Smith of the Four Hundred marries Mr. Vanrock of Wall Street, Mr. Vanrock becomes Miss Smith's husband and they are known as Mr. and Mrs. Smith-Vanrock. The hyphenated sham is perpetrated on society, because society must maintain its standard. And it is no less reasonable to maintain that classical music is trying to hyphenate jazz by perpetrating the names Syncop, Polyphonic, Rhythmic Symphonic Syncopation and

Syncolyric, than it is to reason as Frank Sullivan, when he said that if fish is filet mignon, then frankfurters can't be.

There is music to designate the varying moods—sadness, meditation, anger—but heretofore none to indicate laughter. The music of Sweden reflects the mood of its people, and in direct contrast, we have the warm, sensuous music of Hawaii. No one could mistake the lotus music of China, nor the tomtom beat of the negro voodooism. The weird rhapsody of Austria is the echo of a Slavic people long since forgotten, and the march of Germany reflects the regimentation of Bismarckism. France and Italy have contributed liberally to musical culture. It has remained for America to contribute laughter to classical music. Jazz is the peculiar, and altogether orig-

inal, harmony that arouses the joy of laughter in an otherwise serious symphony orchestration.

Jazz is produced by a syncopated rhythm overlapping, or lagging behind, a fox-trot four-four time. The result is effective. America's pulse-beat is jazz, and the broadcast stations prescribe accordingly.

Since the radio audience consists of a wide variety of musical tastes, much care must be exercised in selecting balanced broadcast programs. Many of the broadcasters tell me that jazz must be included because jazz is what the public wants. I object to such patronage because I happen to be one of the public, and I cannot understand why I shouldn't have what I want in the way of music without someone acting as though he was doing me a great personal favor. I consider it my royal privilege to listen to what I like, or failing that, to buy a new record for my phonograph.

MY musical education consists of information gleaned from the thumb nail notes on theater programs. I have learned that one who likes jazz would enjoy certain classical renditions, and another who prefers the old minuets would find string ensembles to their liking, just as anyone who most enjoys the martial stirring effect of band music can learn to appreciate the Fire Music from Wagner's "Valkyrie."

With the airways to roam, for the tuning-in, we can all acquire a music appreciation. Jazz lovers would find the Strauss Waltz broadcast by a philharmonic orchestra irresistible, as well as the waltzes and mazurkas of Chopin.



Josiah Zuro

The repertoire of Chaminade, the Cakewalk by Debussy, and Schumann's Fantasia have an appeal, and offer a diversion of music that any popular music lover can enjoy, to say nothing of the Toreador Song from the opera "Carmen." Nearly all of the operas contain gay and tuneful passages, approximating or supplementary to the jazz taste.

Liszt took his Hungarian Rhapsodies from the old Hungarian folk melodies, added the fire and fervor of a genius, and left them for those of us who will tune them in. The Largo Movement from Dvorak's New World Symphony, is in reality an old negro folk song, and The Last Rose of Summer was taken from the opera "Martha."

Why, then, if I may be so impertinent as to ask, has anyone the virgin claim to superiority over the plebeian jazz taste of the uninformed public?

With that question in mind, I sought the good counsel of Josiah Zuro, who is the director of presentation at the Rivoli, Rialto and Criterion theaters in New York, and the founder and conductor of the Sunday Symphonic Society. Last year, he broadcast from WJZ, and this year is broadcasting from WNYC. And he knows what and how to broadcast. His programs are of the highest order, though not always serious, but arranged on the premise that all may derive from harmony the same spiritual beauty that they get in church.

MR. ZURO, as a boy of eighteen, was chorus master for the late Oscar Hammerstein's Manhattan Opera Company, a position of importance. This illustrates, in some measure, his wide range of experience and early basic training. As a radio fan, today, he ranks second to none, having a receiver in his office, the rehearsal rooms of his theaters, and devoted to broadcast performing.

"Broadcasting philharmonic and symphony concerts," Mr. Zuro said, over the silver luncheon service of the Hotel Astor, "will educate many thousands who are not able to reach concert halls, and will probably send to those halls many more thousands who would search for good music, if they only knew where to find it."

"How will it educate them?"

"How?" he replied. "First, by making good music



Mr. Zuro's Orchestra broadcasting from WNYC

available in the privacy of the home, and then, by giving a brief explanation of the music played, as well as a thumb nail sketch of the composer—his life and his work."

He paused for a moment, and then continued, "The musician is a representative of the ministry of music, a calling as inspired as any other—inspired profoundly—even religiously. The composer must be receptive before he can work, and the conductor must find the peace and rest of a receptive mood before he can feel the power of orchestration. And so it is

whatever the form or expression. It is through jazz, and beginning with old-time songs, and the latter-day popular hits, that taste for better music can be developed. But the uninformed must be told, the orchestration explained, and a touch of life added by pointing out the melody and how it can be followed. There is no mystery in classical music. One can understand the most difficult composition, if he knows what it is all about."

AND such was the good counsel I sought, nor was I disappointed. And through radio I have come to



that one must be receptive to good music before he can listen appreciatively. This he can do comfortably at home."

Mr. Zuro's Sunday Symphonic Society depends entirely on contributions for support, the deficit covered by himself, and the members of his orchestra contributing gladly the precious time left to them on a Sunday. His performances are broadcast. And it is to the radio audience that he confidently looks for co-operation.

"The public's taste," Mr. Zuro answered to my question, "particularly their taste for jazz, is an indication of a musical taste. No one can be superior to musical taste,

Anna Pavlova broadcast from WJZ and WGY

know, and understand, good music. My education has only just begun—but it is pleasant—and you, too, can listen in, this Yuletide, with broader vision and deeper feeling. The only requisite, I find, is a taste for jazz, or old-time melodies, perhaps a liking of both, but particularly a good tone radio receiver.

Having listened to the broadcast symphony accompaniment to Anna Pavlova's performances, I could guess the beautiful rhythm of her dancing and, fancy intrigued, I went to see. Anna Pavlova, her supporting cast, and the scenic effects were beyond any futile gesture

(Turn to page 94)

Humor and Pathos in

DX

A Yuletide Story of Radio

I MAY be seventy-four years of age, and pretty completely paralyzed; I may be almost past all the pleasures of life except sitting in an armchair in the Minotaur Club smoking room; but thank Heaven, I am not deaf (except when I wish to be), and Pete be praised that when I see old Henry Carberry, the King of the Soreheads, get outwitted, I can still dictate the story of it to a pretty stenographer, for the benefit of anybody whose doctor will let him giggle. Mine won't let me.

Have you got that down, my dear?

That's the introduction.


Well, personally, I always rather liked this boy Van Alen, even if he was a radio engineer. I cannot deny that he was terribly tiring with his enthusiasm, and horribly boring with his eternal Van Alen amplifying tube; but after all, enthusiasm is to be expected from the youngest member of any Club; and probably the tube would have been interesting to anyone who knew it from a hole in the ground. The main point is, however, that he never tired or bored me, concentrating all his efforts in both lines upon Mr. Henry Carberry. After all the sore-headed rules Henry had jacked through the house committee, taking away other people's comfort, it seemed like a judgment upon him; in fact Aloysius Jenkins, who had been robbed of his afternoon naps in the dining room, was so grateful that he offered to finance the infernal do-funny himself.

It was now that the young man sprung the first surprise upon us. He refused Aloysius' money; he refused Jim Hawkes' money; and he refused my money, though the Lord knows I have more than I know what to do with. It seemed as though he wanted Henry Carberry's cash in his company, and nobody else's; and while we were puzzling over this strange fastidiousness in one so young, the boy hopped off to do research work or something in Chicago, or somewhere; returning to the Club on the eve of the general annual meeting—last Tuesday in November—apparently an older and a less enthusiastic man.

I mentioned this to him, and said I was sorry to see the change.

"Why?" he demanded, shoving his hair back off his forehead, and trying to look at me like one of these respectable, world weary clubmen you read about in the books. Naturally, I saw through him. In the first place, there was a twinkle in his eye; and in the second place, if he had really become respectable and world weary, he would have had his hair cut.

Full stop.



The Romance of

Written by F. R.

Illustrated by

"Why," I told him, "since you've been away, old Hen Carberry has been ranging loose and wide, high and fancy, as we used to say out West when a mean pony got going. You know he disinherited his daughter a few years back, because she wanted to go on the stage? Yes. He's sorry now, but he's also obstinate, and anyhow, he don't know where she is, which is why he's so poison mean. Well, he's found five other crabs in this club who are just about in the same fix, and they're running the shebang."

"Organized minority, eh?" says young Van Alen, combing his hair back again with his fingers.

"Organized minority be damned," says I, if you will excuse me, my dear. "They've got rules passed now, so that nobody can talk in this room above a whisper except themselves, and they growl so that I can't overhear a



"—we entered the smoking room to find the Sorehead Circle occupying all the best chairs around the fire . . . Their growls were quite intelligible for once . . . It was at this exact moment that young Mr. Van Alen walked into the room, strolled over to the radio machine . . . and—"

Old Time Rangers Snowbound in a Great City

BUCKLEY at His Best

Revere F. Wistehuff

word. It's unlawful to smoke in your bedroom these days; all dinner checks have to be signed with the full name; and last week they actually put over a by-law barring all instruments of music from the premises. It's seemed to me in the past that you had kind of a war on with Carberry. If you've got any new poison gas, my lad, now is the time to uncork it."

At this moment, Arthur James, who used to be my partner in the J Bar M—my name being Meeks—stopped by and added his plea.

"Every day for forty years," he said pathetically, "I have played 'Nearer, My God, To Thee' on the piano with one finger, at three o'clock p. m. Now—"

He tried to explain himself more fully, perceived that Carberry and all the other disinheritors were staring at him, choked with rage and grief mixed, waved his hand

toward the locked piano, muttered something about having a quarter of a million to invest, and went away.

VAN ALEN looked after him for a second; then stared at old Carberry, whose hackles were rising visibly at the sight of him; and then gazed reflectively into my face. It was now that I first got an inkling of that young man's depth. His eyes didn't seem to have any backs to them, if you know what I mean. I can't say I had any suspicion of the extent of his schemes, but I did know, from then on, that there was more in his dealings with Carberry than met the eye—and that there was liable to be more still.

"If I start something," he said slowly, "at the annual meeting, will you guarantee that the decent members 'll back me up?"

"I am but an unlettered cowpuncher grown rich," says I, "and most of them are eminent New Yorkers, but I wouldn't be surprised. Better have something sound in mind, though. Carberry's chairman of every committee in sight, and the other disinheritors are great at voting 'yea.'"

The young man got up, grinning.

"I've something in mind, all right," says he.

I did, for a fleeting moment, now suspect that all this—his stirring up of Carberry in the first place; his going away, letting Carberry loose, his coming back in time to get the leadership of all us infuriated members—was part of his plans; but I dismissed the idea as ridiculous.

He seemed so young and so innocent. Ha-ha!

That is a laugh at my own simplicity, my dear—not a death rattle.

Put it in the manuscript.

All right?

Then that's Chapter One.

WELL, in the course of a long experience merging ranches into Beef Corporations, and plain holes in the ground into Mining, Smelting and Refining Corporations, I have seen and performed a few tricks of parliamentary law juggling and meeting-murder myself; but Mr. Van Alen, in his twenty-fourth year, was far beyond anything I ever dreamed of.

He sat in the annual assembly, combing his hair with

"That reminds me," says young Van Alen. "Move the treasurer be instructed to pay out seven hundred fifty dollars to the General DX Tube and North American Radio Company, for radio set aforesaid."

"Seconded!" I piped up.

"Vote!" booms Arthur James, viciously humming "Nearer, My God, To Thee" under his breath—it was three o'clock.

Old Carberry stood at the head of the table, perfectly pale with rage. He swallowed at least four large chunks of fury before he could say anything, and then his voice was more like a snarl than a human remark.

"Is the treasurer not to inquire," he demanded, "into the reliability of this alleged radio concern?" It may be one of the fly-by-night—"

Van Alen bobbed up again.

"Ask for vote of confidence by acclamation in the General DX Tube and North American Radio Company," he said, smiling around cheerfully, and retrieving a kiss-curl that had fallen into his right eye.

"Who are they?" growled Saunders Massingtree.

"Me!" says Van Alen.

He got the vote by acclamation, all right. It broke two lampshades; and I should like right here to remark, my dear, if you can get it into that page of your notebook, that while humanity may let on that it admires piety, honesty, and humility better than anything else, what it really reverences is just plain gall.

WHEN the artist returned the manuscript and drawings for "DX," he said: "There! is a real story . . ." And then we told F. R. Buckley what the artist said. "That's nothing," Mr. Buckley replied. "I knew it before he did!" But of course we discount that last remark because Buckley had the first chance to read the story. However—and this is the point—it is up to you to read the story yourself and then pass it along in the good old Xmas spirit.

his fingers and yawning occasionally, until the Sorehead Circle had fired off all its personal measures; and then he arose, like a rattlesnake coming from under a dead log, and moved that a radio set, to cost seven hundred and fifty dollars, be forthwith installed in the smoking room. Normally, the price would have set the meeting in an uproar; but everybody was so intent on seeing Carberry crushed to earth, that it wasn't even noticed. In fact, a notorious tightwad seconded it; and it was just about to be passed by a whale of a majority, when old Carberry arose with his hair bristling, and protested that this resolution conflicted with the one barring musical instruments from the club.

"Is a political speech musical?" demanded young Mr. Van Alen.

"A musical instrument is anything that will produce music!" snaps Carberry.

"Then we can have no carpentry work or repairs on the building in future," says Mr. Van Alen, combing his hair and reaching behind his chair. "A carpenter's saw is a musical instrument. I am prepared to prove it here and now by playing 'You Can't Have Your Own Way All The Time' on one."

"Vote!" shouts somebody, after a snicker had subsided.

It was carried, one hundred and ninety-four to seven.

Carberry counted the ayes as if every one gave him a separate pain in the neck.

"As treasurer, I have no power—" he began—though he ought to have known considerably better, a veteran company-wrecker like him. A crab at a meeting, like an angry man at a fist fight, never does himself justice.

"Vote on the question!" shouts somebody.

The authorization, like the previous resolution, was carried by an overwhelming majority; and then poor old Carberry really almost went out of his mind. I suppose he thought he was so completely beaten already, that nothing more could possibly happen to him, no matter what he said or did; so he finished counting the vote, and then burst into a perfectly terrible tirade. My stenographer being young, and not too deeply rouged to blush, I cannot repeat the bulk of his remarks; but he ended by saying that no mortal power should cause him to let the radio, when it was installed, interfere with his comfort, or that of his friends, in the slightest degree.

Upon which Van Alen arose and put through a resolution requiring any member who spoiled others' pleasure in the machine; or who turned it off without permission of a majority of those present in the smoking room; or who damaged it in any way—to pay a fine of twenty dollars for each offense, in addition to paying for the repair of any damage.

"I think our investment in this machine," says he, blandly indicating Carberry's trembling anger to the rest of the membership, "needs protection. Besides, the fines will help pay for the installation."

Apparently the others thought so, too; and after they had registered this opinion in the minutes, the meeting adjourned. I spent perhaps a quarter of an hour, after it was over, sending page-boys in search of Van Alen—wishing to offer him a ten thousand dollar job handling the board meetings of my various corporations; but he was not in the Club.

I DIDN'T see him again, until I was wheeled into the smoking room next afternoon at my usual time, and perceived him, in a pair of overalls and a high condition of perspiration, in the act of crawling from under an object like a large folding bed, which had sprung up during the night in one corner of the smoking room.

"What price this?" he demanded, brandishing a screw-driver as I motioned my attendant to wheel me over.

"Seven hundred and fifty dollars."

"I mean," says he, "did you imagine a Gothic cabinet like this, for the price? Look at all the angels and things on it! I've cut my profit down to forty per cent. on this job, just to do the club a favor. See this cherub with the cocked eye? I'm going to have a wood-carver come up and put a bunch of thunderbolts in his left hand, and he'll be a dead ringer for the Spirit of Wireless Telegraphy."

There were, indeed, a great many wooden figures on the cabinet; all flying around in an energetic manner which made me feel slightly weary.

"Is it in working order yet?" I asked, closing my eyes.

Instantaneously, it seemed, some enormous and ill-mannered giant with a lot of trucks and things rattling over his tonsils, came and roared into my ear the following words:

"—and I assure you that while meeauow Senator is in the graaaa best of faith, he is not to be trusted with a common nickel the Saxophone Fools, WJA speaking part of a dollar."

Thinking that I was about to have a second stroke then and there, Mr. Van Alen turned the machine off.

"That's my own patented DX tube, in that," he confessed—or rather boasted. "Now, you come to it free from preconceived notions; with your mind entirely clear of pickles, and competitive claims and so on. Don't you think it's wonderful?"

"It has accomplished marvels," says I, alluding to its having made me sit bolt upright unassisted, for the first thirty seconds in the last thirty years.

"It will accomplish more," says Mr. Van Alen, with a meaning look which I somehow connected with Henry Carberry—he had just come in. "It—"

Combing his hair out of his eyes some more, and absently taking a girl's picture out of his overalls pocket and putting it in his shirt, he looked at me as though wondering whether or not to go on.

"Just you wait until Christmas Day," says he, finally; and with those enigmatic words, walked out of the room.

Henry Carberry, examining the machine a few seconds later, and accidentally touching something that made it blow a trombone in his left ear, said—

But never mind that, my dear.

That's the end of Chapter Two.

I KNOW I said this was going to be a Christmas story. I know we're still in November. Of course I do. Who should know better? Who's dictating this narrative, anyhow? It's paralysis that ails me, my dear—not paresis. Very well, then.

Full stop.

Naturally, after Van Alen's remark that Christmas Day would see something unpleasant happening to Mr. Henry Carberry and Co., I and the dozen or so persons to whom I imparted the information, could hardly wait for the days to pass—not that our impatience made any noticeable difference in their speed. During the intervening period, Van Alen and his radio together carried on a sort of guerilla warfare against the soreheads—slight, yet annoying; for instance, Carberry interrupted a bed-



"Daddy!—This is for you, Daddy!"

time story by smashing six vacuum tubes, only to find that they cost fifty dollars each to replace—they were Van Alen's patent, at present made by hand in the absence of special machinery, and consequently expensive. Having paid the three hundred dollars, he learned that exactly fifty per cent. of this amount would go direct into Van Alen's pocket, as royalties; and immediately conceived the beginnings of a respect for the young man. Not that he liked him any the better for this. On the contrary. Proverbs to the contrary notwithstanding, the more one respects an enemy, the worse one automatically hates him—in self defense.

Full stop. Paragraph.

"Better watch your radio machine," says I to Van Alen, on the 20th of December, "Carberry and those two friends of his who got fined for turning it off, are in such a state of mind it's liable to be found busted some dead of night."

"Just what I've thought myself. That's why I've hired a page-boy to sleep on the lounge beside it, every night until Christmas."

His eyes met mine as he said this, and once more I was astounded at the entire impossibility of seeing into his soul through them. Mentally, I increased my offer for his services, to twenty thousand dollars a year; but I said nothing about it, being convinced, by this time, that he was quite capable of plotting himself into much more.

"You seem particularly keen on having the set in working order on Christmas Day," I remarked.

"I am," says he, unemotionally.

"Which is the more peculiar," says I, "since you well know there will be nobody in the Club except seven crabs and a few old cripples."

"Who are the other cripples?" asks Van Alen, smiling at me as he evaded the explanation.

"They will gather together," says I vaguely, "if there is anything to be seen."

He surveyed me for another ten seconds.

"Well, you can issue invitations if you like," says he; and with that, and another smile, stalked out of the smoking room.

ACTING on this permission, I booked Arthur James, Saunders Massingtree, Bill Light, and two others, for Christmas dinner at the Club—to be followed by a massacre of some kind; and in due course—on Christmas evening, that is, with a blinding snow-storm swirling around Madison Avenue outside the windows—we gastronomically did ourselves proud. As to the massacre—well at first we thought that was going to be a complete failure. Discussing what form it was likely to take; drinking a few healths to the days when we were all together in the West, and so on and so on, kept us rather long at the table; and we entered the smoking room to find the Sorehead Circle occupying all the best chairs around the fire.

Furthermore, far from being massacred, they were apparently in finer fettle than usual. Their growls were quite intelligible for once. God knows I was at least ten yards from the hearthrug; yet I could distinctly hear old Silas Woffington narrating how he showed his son the door for getting lit once.

"I said 'You have disgraced me,'" says old Silas. "'You are my only son, but never let me look upon your face again!' And—he never has. I guess he knows better!"

"I guess so!" rumbles Mark Swayer in a savage manner, from the other side of Henry Carberry. "I guess my son knows better, too!"

Us other old men on the other side of the room looked at each other and winked.

"Fierce, tonight, ain't they?" says Arthur James, who has never had any children.

"They're afraid not to be," says Saunders Massingtree, who has been blessed with six bums, and raised all of them. "They know darn well that Christmas time 'll get them, if they don't watch out. They're shoutin' to drown out the noise of the sleighbells."

It was at this exact moment that young Mr. Van Alen walked into the room, strolled over to the radio machine, twiddled a few dials, and started it going. There was nothing on the air—to use a technical expression—at that moment, apparently; but that made no difference to the Sorehead Circle. As one man, though, led by Henry Carberry, they arose and demanded that the machine be disconnected.

Van Alen counted noses.

"You gentlemen in favor?" he asked of us—all.

"Sure! Let her rip!" says Arthur James.

There were seven of the soreheads. There were seven of us; and Van Alen himself made eight.

"Once more, you're voted down," says young Van Alen to Carberry. "Better accept the inevitable. It'll only be a few carols anyhow."

"Damn your carols!" shouts Carberry.

Van Alen didn't budge.

"I shall be over there on the lounge, if you need me," he remarked coolly.

Henry Carberry gasped.

"I need you?" he got out finally. "I need you?"

"I said 'if,'" Van Alen told him. "'If'—or 'when'."



We all sat amazed for a few seconds after Carberry had bolted down the stairs—

AS he started to walk over to the lounge aforesaid, some hoarse-voiced person said something about WXGZ, and in another instant, off went about a hundred voices into "Good King Wenceslaus." There wasn't any static in the air that night, I guess, or whatever it is; the voices were wonderful, and—well, me, I remembered hearing that carol coming out of a little

prairie church once; when I was riding herd in the old days, with a girl's picture in my left hand breast-pocket like Van Alen now had; and for some minutes, I kind of didn't pay any attention to the Sorehead Circle. Some cigar-smoke had got into my eye, anyhow, so that I couldn't see very well for the watering.

But when Arthur James had given me second go at his handkerchief, and the choir had stopped singing, I looked across at them! and dog bite my ear, if they weren't still doing business at the old stand, as crusty and as mean as ever; the whole seven—no, six, of them. Silas Woffington appeared to have left during the singing; probably too mad to sit still, I then thought—though I have since changed my opinion.

However, the survivors were making up for him. While the radio was silent, Mark Swayer started out in a loud voice, boasting about the way he hadn't stood any nonsense from his son, twenty years before; and he continued to yarn after "While Shepherds Watched Their Flocks by Night" had started—dodging the fine by kind of whispering, while all the others bent their sore heads towards him.

There was a disgusting spectacle, if you like! I wasn't in the least surprised when old Monroe Barrett suddenly got up and left. I thought he must have been overcome by sickness—though I've since changed my opinion about that, too.

"And then there were five!" says Saunders Massingtree through his cigar. "And four of 'em darned shaky, if you ask me!"

(Turn to page 62)

THE RADIO WIDOW'S PLAIN

By

MARGERY GRIFFIN

Who objects to being married without a husband—or at least, a radio husband—which amounts to the same thing

I AM a radio widow. In case the gentle reader does not know what the term means and implies, I will pause to explain that a radio widow is a woman who has had the misfortune to be married to a radio bug. Surely of all the hobbies a man may have, and a wife must—patiently or impatiently, as her disposition dictates—endure, radioing is the worst.

Even a golf widow is better off it seems to me, for at least she has a square inch of her home which is not strewn with loops, leads or aerials, nor yet with variocouplers, condensers or spaghetti. The golf widow may in fair assurance scrub her kitchen floor with the knowledge that it will not be spotted a few hours hence with drops of shellac, paraffin or solder. She has her griefs, you may be sure, for she must needs find amusement for herself during many long hours while her lord and master is chasing the little pill merrily over the green. Then they tell me you can't play golf after dark, but radioing—! The fever is highest after nightfall. But ah! In her home the sweet harmony of silence reigns, she need not start and tremble at a terrible voice that comes booming through a great black horn, or squirm uneasily at a rasping tone which announces, "This is Radio"—squack—"A. B. C."—squee—"announcing. You will now have the pleasure of listening to"—awk—"Miss Doty Doolittle sing"—yeow-wee-e! We will never know what Miss Doty Doolittle sang. Sometimes we do not care.

People have said to me, "Isn't radio marvelous? Isn't it wonderful?" And I have replied, "Yes indeed." Wonderful? That is the word. It is wonderful. Anything that can make a man



But

Anything that can make a man forget his food and drink, and his dirty old pipe and sit turning little black dials for hours, is indeed wonderful

hopelessness of reasoning with a woman, and turns again to the piece of bakelite into which he is drilling a lot of little holes. If all goes well, he may be in bed by 2 A. M., but I wouldn't bet on it.

Let the scene shift to a balmy summer evening. The big black horn is giving forth a delightful sound. A jazz band is playing and all seems lovely.

The man of the house sits closely by it and glances at it nervously, while you, sewing industriously, are enjoying it immensely. The man suddenly arises from his chair to turn a little knob. Immediately a hoarse cry issues forth and the pictures on the wall quiver nervously to the accompaniment of the clinking glassware in the china closet. You cover your ears with your hands and hope it stops soon, and the man mutters, "Bum modulation, bum modulation."

At last it is fairly quiet again. You may relax, but not for long. You wish you might hear that jazz band again, and presently amid the squalls and squeaks, you think you hear it, and you say, "John, I think that's R. S. V. P. again. Please tune in on that jazz, will you?" John is apparently stone deaf, so you try again. "John, will you—" A warning hand is raised with the command, "Sh-sh, keep quiet a minute, please, I think that was Mazatlan—" And what you think isn't ladylike.

At breakfast John will say, "That set is certainly a lulu. I just wish the Becks could hear it. Tell you what, suppose you ask them over to dinner and for the evening to hear the set. I'll bet if Bill heard it he'd buy it, then I'd build myself a six tube Jodine." With which bright specula-

(Turn to page 66)

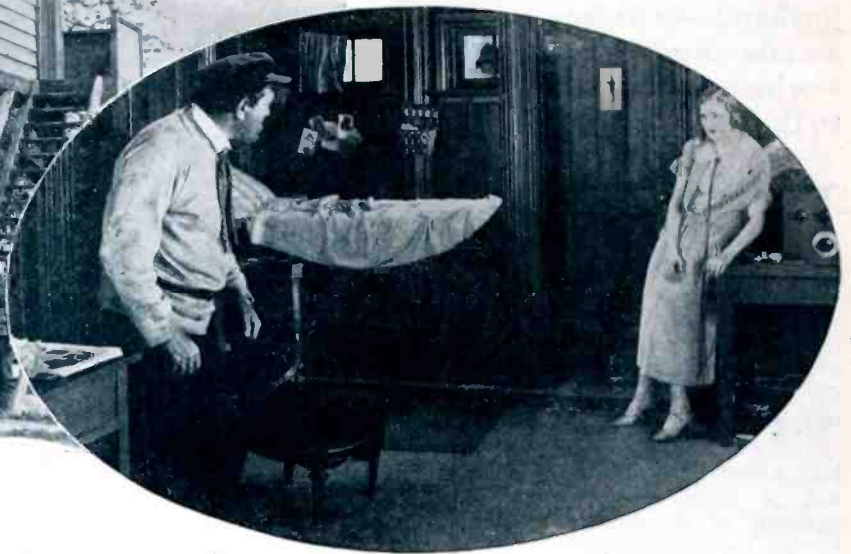
forget his food and drink, yea, even his dirty old black pipe, and sit as one in a trance, turning little black dials for hours upon hours, while terrible noises issue forth as something in dreadful agony, is, indeed, wonderful. Anything that can keep a husband up to solder little bits of wire together and wind little round gimmicks with fine copper wire until a cold dawn begins to break, is wonderful. Better, it is marvelous!

Approach that same husband on the following evening thus, "Dearie, don't you think you'd enjoy a good show and supper afterward? I'd just love it."

The suggestion is met with a glance of pitying scorn. Friend husband gives you a look which plainly says, "I am dealing with a woman, I must be patient." But he only says, "You don't seem to realize that I am a working man and must have my sleep. I can't carouse around all night and expect to do a good day's work afterward. I have an early train to make besides." And he sighs at the utter

Arthur Stringer's

The Pirates of the
Again in the
of Love and



By Charles L. Gartner

Left: Agnes Ayres and Tony Moreno at the radio tower. Above: A dramatic situation in which Agnes Ayres is discovered by Louis Wolheim

SOME time ago, when Mr. Average Citizen first rushed wildly from the living room of his home out into the street to buttonhole a perfect stranger and tell him how he got Honolulu with a two-tube set, timid motion picture theater owners all over the country raised their collective voices in a plaintive wail—for the movies were doomed! No longer could the theater owner turn his back upon the ten-year-old boy buying his own ticket—no longer could he stand outside the lobby after the last performance and listen to the pleasing comments of his patrons—no longer would romantic figures leap to life upon the magic screen—for the movies were doomed! The radio, previously considered hardly more than a plaything for the idle rich, was broadcasting the death-knell of the motion picture. For who wanted to spend hard-earned money for movies when a complete evening's entertainment was to be had amid the comforts of home for the mere turning of a few knobs and the lighting of some bulbs. The exhibitor must turn out the lights in his theater for the last time, for ours is a fast moving age, and the old toys are thrown aside for the new almost before they are soiled. With a heart-rending sigh, Mr. Theater Owner placed the day's receipts in his safe,

locked the doors of the Bijou and wearily wended his way homeward.

But as the days passed and there was no appreciable decrease in the money taken in at the box office, the exhibitor began to take heart. Perhaps, after all, it was possible to be a radio bug and a movie fan at the same time. Then, after a while, when business at the theater continued in the same old way, the exhibitor forgot the radio as

a competitor and proceeded to devote all his worry to the planning of his own shows. In fact, it even reached the point where the theater owner himself bought a set and now, after each performance, instead of talking over the fine points of the pictures he showed that evening, he calls Mr. Average Citizen into his office and tells him of a new hook-up he discovered.

So passed the Great Movie Menace.

Today, instead of fighting the radio as a competitor, the movies use it in


A contrast in the stirring events to follow



Radio Movie

South Pacific Walk
New Drama
Adventure

of Romance IN THE SOUTH SEA



Members of the technical staff aboard the schooner ready to "shoot" the picture

various ways as an accessory. The Capitol, Rialto and Rivoli theaters in New York City, instead of spending thousands of dollars for national advertising in magazines and newspapers, have their artists broadcast special numbers from local New York stations. Marcus Loew even has a broadcasting station of his own, which he uses to acquaint radio fans with the talent he employs. In this way, when a visitor comes into New York, he is

already familiar with the type of entertainment provided by these theaters. Quite a difference in this and the original attitude of the motion picture theater owners toward the radio.

A few months ago a motion picture producer made a picture which even went so far as to boost the radio. This production, released as a Paramount Picture and directed by Irvin Willat with Agnes Ayres and Antonio Moreno in the leading rôles, was originally

called, "The Story Without a Name." The story, written by Arthur Stringer, was first run serially in Photoplay Magazine. Photoplay, in connection with the story, offered \$2,500 in prizes for a suitable title. Announcement was made a few weeks ago that "Without Warning" was the winning title and that the picture would be released throughout the country under this name.

Following is a synopsis of "Without Warning" which should prove interesting to all readers of WIRELESS AGE:

Alan Holt, scientist and radio expert, and Don Powell, his assistant, are experimenting for the U. S. Government on a machine designed to destroy life by means of the long distance projection of electric rays. The picture opens with the first actual test of the machine being made from a specially built tower. The test is successful.

While Holt awaits the arrival of Mary, Powell prepares his low-powered radio sending and receiving set to send his daily message to his sweetheart, Ruth, daughter of a local farmer. Ruth tunes in on Powell. He tells her that Holt has successfully completed his experiments and that they are now to leave for Washington shortly. As Powell is delivering his message a cripple crosses the field near

(Turn to page 70)

A tense moment for Agnes Ayres



JOHN HAYS HAMMOND, JR.

From boyhood days, in his laboratory, to the present, a long list of scientific discoveries and inventions, which include radio control and selective radio telegraphy, has been accredited to his genius

BY JEROME W. HOWE

NIGHT-TIME.

Storm-brewed by the wide Atlantic, the sea invades the rock-bound harbor of quaint old Gloucester. Raging gray billows throw their demoniacal force against a tiny craft that, in the service of science and country, is nightly venturing its dangerous course. The *Natalia*, 50-ton launch, laden with precious freight of electrical equipment and experimenters, was suddenly engulfed in one of those storms that now and then break with little warning over the

trough deep below. Finally Trenor and one of his comrades leaped and, by this speedy if hazardous method, took possession, and after buffeting the storm across the bay, both launch and tender finally arrived at their haven under the promontory of Radio Point.

The *Natalia*! She played her brave part in the development of radio.

Is it necessary to remind the reader that the *Natalia* was the boat with which John Hays Hammond, Jr. conducted his early experiments in the

interest government officials in his work. He demonstrated before a board of coast artillery officers in 1914, and the next year submitted a full report to Congress. Official interest, however, did not hit a high note until America entered the conflict. Then Hammond's favorite pursuit—the study of radio control—became at once a matter of supreme importance and an activity to surround with secrecy.

Military authority provided a curtain through which the public could get no hint of the progress of the

Mr. Hammond is thoroughly alive to the importance of transmission on short wave lengths, especially the use of short waves with high frequency modulations. He stated in a recently published communication to the "Evening Post" that in his belief a large bulk of future long distance traffic may be expeditiously handled in this way. And, he adds, the problem of atmospheric interference will be negligible as a result. Using this method and the new methods of photographic transmission it will be possible, he believes, to flash across the Atlantic complete pages of print, increasing the transmission speed and the bulk of business enormously.

eastern sea-board. Up in the bow the mechanical engineer, Trenor, was endeavoring to make the antenna secure, when, as he reached above his head, the boat was struck by a gigantic roller which broke and thrashed the deck.

Trenor was swept off his feet, and, but by a fingerhold, off the deck. The hatch luckily intercepted him and there he clung, drenched and exhausted, until a favorable moment when he could reach a less exposed quarter.

Another breaker! Snap went the tender's hawser, and away went the ship's boat.

A yell of surprise and pain! One of the little crew found himself in circuit with the power that feeds the big 60-inch searchlight. The searchlight had become grounded, and everywhere about the boat one must keep clear from any metal, for the swishing water was a ready conductor.

Then, as the boat showed its "sea-legs" and proved superior to the storm, efforts were made to recover the tender, which, when approached, would not be caught. One moment on the crest of a wave, almost overhanging the ship's deck; the next instant in a

radio control of water-craft? That was before the War. And the *Pioneer* was before that—the old decrepit houseboat that threatened to break apart in every high sea. That was back in 1912. Along about that time we heard of the weird experiments in which this young wizard made a mechanical "dog" follow his steps under the influence of the rays of a pocket light.

Of course the precocity of this inventor gave much earlier signs than this. As a boy in Lakewood, New Jersey, he had a laboratory in which he experimented with chemicals and explosives, almost with disastrous results. While yet an undergraduate at Yale, he built an apparatus by means of which he demonstrated the feasibility of control by radiant energy. He was an ardent experimenter throughout his college course. It was soon after his graduation in 1910 from Yale Sheffield Scientific School that he commenced the notable series of experiments at Point Radio where the ample Hammond "Bungalow" with its wooded and cliff-bound estate dominates Gloucester Harbor.

He endeavored at an early period to

young inventor's work, which went on unceasingly through long days and long nights. Army personnel was assigned to assist. Trenor and other loyal associates redoubled their efforts.

Progress came apace. From the shore a radio transmitter was effective in controlling more and more accurately the course of first one boat and then another. Mostly Hammond himself managed the transmitting apparatus, and one or more assistants were maintained on the boat to provide against any emergency or failure of radio control. On one occasion a negro was aboard, and during the course of a peaceful trip across the bay under the skillful guidance of Mr. Hammond, *deus ex machina* on shore, there suddenly rose out of the depths of the harbor, a few rods away from the boat—a submarine. The ashen-faced ducky went up the mast. It was neither Prince Nemo from the pages of Jules Verne nor a crafty German death-boat come to spy upon the development of an art that threatened to match the power of the whole U-Boat fleet. It was only one of Uncle Sam's Own, come on a friendly mission. But it was rather startling just the same.



One day the boat was sent forth upon a voyage without a human soul aboard. A perfectly good, solid, substantial boat with a phantom crew. If other craft were near, one may fancy the ejaculations and conjectures. How tales of the Flying Dutchman and other weird sea yarns would have come forth under the stimulus of such a crewless boat speeding with certainty and seamanship across the bay! For half an hour this cruise was continued, before the boat was brought skillfully to dock.

The *Natalia* was succeeded by the H-4 (the H for Hammond of course,

and the numeral indicating the sequence of the boat in the series of experiments; there had been a small power-boat before the old *Pioneer*.) This was a high-speed craft of 50-foot length and she could make 25 knots. Then a seaplane was furnished by the government, and with a sending set in the plane Hammond guided his boat from the air.

To avoid the heavy weather that had so nearly wrecked the *Natalia* and had slowed up the work, Hammond took his boat to Fort Monroe during the winter of 1917-18. Indeed, Gloucester

Harbor froze up and compelled the move. And at Fort Monroe the experiments continued.

To test the accuracy of control, bamboo poles with white and black discs were planted in the channel and an aviator steered the H-4 by radio control from the air. Two out of three times the boat was made to strike the pole. When it missed, it was by not more than 15 feet. At times the plane was at an altitude of 2,000 feet and a mile or two away.

All this involved complicated ar-
(Turn to page 74)

My Happy Radio Career

By

Eleanor Poehler

The only woman given complete charge of a broadcast station

Nor was she found lacking when radio called—and radio has called for many women



AS I look back over my life, it seems that "*Me von't!*" and "*Me vill!*" have been responsible for the various changes which have marked the epochs in development. When about three years old, my mother dressed me in a new coat and bonnet for a drive with adoring uncles and aunts. Being the first grandchild, and the first blue-eyed baby, I would have been spoiled had it not been for my young parents. Arriving at my grandparents' home for Sunday night tea, there were so many things to interest my busy mind, that once relieved of the bonnet, I pulled out of the coat and dropped it on the floor. To the command, "Eleanor, pick up your coat." I turned and said "*Me von't!*" The glint in my mother's eye should have warned me that her "*Me vill!*" meant business. I lower the curtain over the "business." Suffice it to say, I picked up the coat, threw it on the bed, and ignored my mother for the rest of the evening.

A year and a half later, I remember very distinctly standing in the rain

back of me, talking quietly to hold my interest until they could open it enough to clutch me before I should fall. I made a complete circuit of the house twice before the window was nailed down so that I could not get out.

As I look back, I seemed to try everything. I loved color, I certainly loved rhythm, and I seemed to have no special bent until I was nearly eleven or twelve years of age, when my teachers thought enough of my artistic talent to request my mother to have me major in English and Art, combining authorship and illustrating. About this time, I was invited to take part in an opera, "*Snow White*," and was given the part of the wicked queen. At the idea of my singing, the whole family was vastly amused. It had never dawned upon them that possibly I had a "golden throat." The amused consent of my mother must have aroused the "*Me vill!*" spirit in me, for I went through with the opera. I formed a very sincere friendship with Louis Weitzel, now a prominent musician in Richmond, Virginia. Louis

gutter which ran around the dormer windows of the three-story house, waving my hand to the terrified people in the street below, while my mother and grandmother worked with a refractory window in

was Carl the Huntsman. He was full of music from top to toe, and had had training under the eminent George Normington. He felt that I had a voice, so he carefully trained me after school or in the early evening, until after a few months, I really did begin to sing. Then all thoughts of literature and art beyond amusing myself with them, left. I was determined to sing.

I had always had an intermittent thirst for all kinds of knowledge. I can honestly say that practically everything but mathematics and a taste for oysters interests me. Those two things I am perfectly willing—nay, delighted—to leave to experts. I had visions, as most girls do, of a career in concert and oratorio work. Deep rooted in me must have been a balance wheel. I never felt that I could make opera, so did not try.

These aspirations were soaring romantically when real romance stepped in, and I met Dr. Frederick C. Poehler, whom I married one year after leaving high school. His death and the birth of our son, Frederick, Jr., a year after our marriage, left me without much ambition, and without much desire. It was due only to the devotion and encouragement of my mother and stepfather and one or two friends, that I crawled back to a healthy interest in anything. Then it was not so much a desire for a career, but a need for something to do, and so, following the line of least resistance, I took up the serious, definite study of singing, with its auxiliary branches. From then on, I went steadily forward, poking my nose into everything that interested me.

I was firmly established as a teacher and had quite some reputation as a "disease." I seem to have had a gift as a choir and glee club director. I was

(Turn to page 80)



The Ethereal Symphony

Des, it is night — half the world sleeps
In ignorance, while music sweeps
Through great spans of eternity, and falls
Like tumbled symphony, from music halls.

The preening actors, clowns in spangled tights
Appear, and bow, and sing, behind footlights
That flood the stage with radiance of day,
The song is sung, applause, on with the play!

A gilded amphitheatre I view —
With statesmen, perfumed ladies, fashions new;
Men swarming in a glittering ferment;
All this I see, and gaze in rapt content.

Now close at hand I hear an alien sound
That penetrates my mind, illusion bound;
The footlights disappear, the singers go,
And I find myself alone with Radio.

—J. W. TABER



Dagmar Godowsky, daughter of the famous pianist, Leopold Godowsky —father and daughter make their first radio appearance this month (December) with The Plunketteers at the Strand Theatre

P^{the} PLUNKETTEERS

OF THE AIR

By
Golda M. Goldman



Above: Carl Edouarde
Center: Estelle Carey
Left: Joseph C. Plunkett

Personalities you'll
want to know better
this season

—And a Word About Their Programs

WHEN Joseph C. Plunkett sits before the microphone in the studio at the top of the Mark Strand Theater and announces the program of the "Plunketteers," he is broadcasting the biggest tie-up which has ever been effected for anything outside of important presidential speeches and the like. For these "Plunketteers," be it understood, are enterprising people. They are not satisfied with a simple announcement, such as "Broadcasting through Station WEAJ, New York City" or "Station WOO, Philadelphia," but since they link seven stations every Wednesday evening that they "take the air," they must add Stations WEEI, Boston; WMAF, South Dartmouth, and stations in Cleveland, Chicago and Pittsburgh.

Three men are responsible for this remarkable movement by which every crystal set in the eastern part of the United States may tune-in on the Strand Theater. First of all, there is

Colonel E. H. Green, son of the late Hetty Green, who is the wealthiest radio enthusiast in the country. It is his ambition to have the finest radio broadcasting station in the country, and for that reason, he has built Station WMAF at South Dartmouth, Massachusetts, where he experiments widely in both radio telephony and radio photography. But since it would be difficult to take the broadcasters all the way to Buzzard's Bay, he has arranged with the management of the Mark Strand Theater to do his programs for him and so they are carried by wire from the Strand studio to South Dartmouth and the six other stations, so that all the world may listen-in.

Do not think, however, that Colonel Green selected his concert manager and orchestra leader at random. He knew very much what he was doing. Joseph C. Plunkett has for five years been managing director of the Mark Strand Theater. His is the master mind which surrounds each motion picture with a suitable harmony of color, light and prologue. He has, as his assis-

tant, Carl Edouarde, leader of the Strand orchestra. Mr. Edouarde is an outstanding figure, both physically, because of his splendid physique and noble head, as well as musically, for the fact that when his orchestra opened the Strand Theater, ten years ago, he was the first man to dare play anything but tin-pan melodies in a motion-picture theater. He said, at the time, that he would either make Broadway like his music or he would get off Broadway. The answer is that the Strand orchestra has grown from eight to fifty men.

This is not by accident, you understand, but because he has made a study of the psychology of crowds and has carefully learned the needs and tastes of his audiences, deliberately developing that taste by a slow growth from the simpler popular melodies from "William Tell," etc., to things such as the "Rumanian Poem" by Enesco, and "Les Prelude" by Liszt.

The "Plunkett-Edouarde" combination has resulted in their being asked to do special prologues and scores for the


(Turn to page 78.)

The DX Go-Getter

Tuned R.F. Inductively Coupled to Antenna Coil, a Regenerative Detector With Audio Amplifier Which Will Loudspeaker Anything Heard on Phones—Excellent Quality and a Real DX Receiver

By R. A. BRADLEY

THE use of tuned radio frequency amplification ahead of and in conjunction with a sensitive regenerative detector has appealed to many as being an excellent combination. It is generally conceded that a regenerative receiver operated by one who knows his set, can equal in DX reception a non-regenerative receiver with two stages of untuned radio frequency amplification. The success of tuned radio frequency in the various forms which are found on the market including capacity neutralized, resistance neutralized and bias control by a potentiometer, is, of course, a testimonial to its sensitiveness. Regeneration, since its discovery, has been deservedly popular, because of its ability to bring in the distant stations. Regenerative sets in the past have been rather difficult to master. Of course, even a dub could probably get something on a well designed regenerative receiver, but to get to know your receiver meant months of experience with a particular one. Within the last year, the regenerative receiver with a tickler coil feedback has been immensely improved and likewise simplified by the use of an untuned primary or antenna coil. This one thing cut



the number of tuning controls from six to two, namely, the wavelength dial and the feedback dial. Immediately this simplified receiver jumped into great popularity and justly so too. The Ambassador, the Air King, the Transcontinental, the Shepco and the new Bremer Tully are some of the well known types of this unit, consisting of a secondary coil tuned by a shunt variable condenser, a primary coil—with few enough turns of wire to keep the fundamental wave of the antenna circuit below the minimum wavelength to which the secondary or grid circuit can be tuned—closely coupled to the secondary coil, and a rotatable tickler coil.

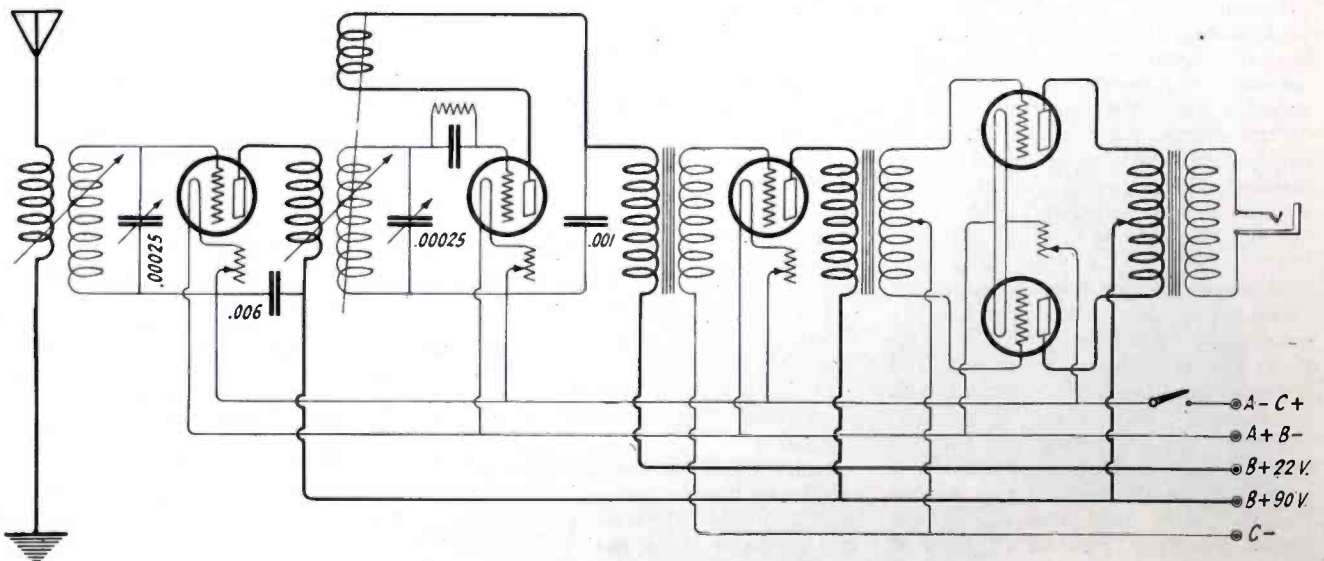
We have so far two sensitive components, the tuned radio frequency and the regenerative detector. Now, if we combine these two, ought we not have a DX go-getter? Well just watch the result.

Understand we are by no means claiming originality in the circuit, nor


in combining the two in this fashion. We do, however, claim that this receiver, as a DX receiver, is a go-getter, and that it is one of the most selective receivers that can be built consistent with no loss in signal strength.

As an example of its superior selectivity, it was impossible to tune even local stations without a good vernier. As the receiver now stands, it is equipped with excellent verniers and full advantage of their micrometer qualities is realized.

The receiver centers around the two coils and two variable condensers. The success of the receiver is due entirely to these factors and we unhesitatingly recommend them. The antenna transformer consists of a number of turns of wire wound around a bakelite tubing. Great sections of this have been cut out of the winding form so that the dielectric losses are extremely low and all that is left is a strong framework. Long and loud have we preached on good coils and good condensers. We have a creed "A good coil and a good condenser make one good set." And here we have it—tuned radio frequency amplification inductively coupled to the antenna coil—



Circuit diagram of the DX Go-Getter



The radio frequency transformer and the detector tuner are mounted so that the planes of their windings are at right angles

which is untuned—and a regenerative detector with an audio amplifier behind it which will “loudspeaker” anything which can be heard on the detector with a sensitive pair of phones, with quality above the average. It is not an economical receiver, but it is thoroughly dependable and we reiterate—a real DX receiver.

A few points on generalities now before we go into its construction. The Bremer Tully antenna transformer and detector tuner with its 180 degree tickler—both low loss—are designed so that the antenna coil and the radio frequency plate coupling coil may be moved on an adjustable arm and the coupling varied until the correct setting is had which is then fixed by a thumb screw. This is a tremendous advantage as loose coupling between the pickup coil in the plate circuit of the radio frequency tube and the grid coil of the detector is absolutely necessary. The trouble with the combination of radio frequency and regeneration in the past has been the disastrous feedback occurring between the plate circuit of the

THE DX RECEIVER

- Bremer Tully tuned radio frequency transformer
- Bremer Tully regenerative low loss tuner
- One Carter filament switch
- Two Carter single closed circuit jacks
- Five Howard sockets
- Four Bradleystats
- Dubilier Micadons .00025, .006, and .001 mfd.
- One 3-megohm Durham fixed metallic grid leak
- One Samson six-to-one audio frequency transformer
- One pair Samson push-pull transformers
- Six Eby binding posts
- Two American Brand .0005 mfd. variable condensers
- One 7"x24" Mahogany panel
- 10 lengths Acme Celatsite wire


ACCESSORIES

- One 6-volt 100-amp. hr. storage battery
- Two 45-volt B-batteries
- Five UV-201 A's
- One pair of phones
- One loudspeaker

radio frequency tube and the tickler coil of the detector. The loose coupling obtainable with this new unit does the trick. The coupling may also be varied between the antenna coil and the radio frequency coil for greater selectivity.

Another point in the receiver is the use of the .0005 mfd. variable condensers. The two tuning units are designed to cover the broadcast wave band, when tuned with .00025 mfd. condensers. We wanted to use this set on 600 meters as well as for broadcasting, so the substitution was made. We recommend that you use .00025 mfd. (11 plate) variable condensers of good low loss design in conjunction with a good vernier dial. This set tunes so sharply that every bit of the advantage of a micrometer adjustment is made use of. To bear this out we give here some of the readings obtained. Incidentally, the dial reading can be depended upon to be accurate to one-half degree providing the transmitted wave of the station is fairly constant.

(Turn to page 91)



Loose coupling between the plate coil of the r. f. tube and the grid coil of the detector tube is the secret of the stability of this DX receiver

it was The Night Before Xmas

that I Realized the Sheer Magic of Radio

By MRS. CHRISTINE FREDERICK

TO me, radio has a kinship with Christmas.

At first I felt rather than understood it, but I realize now what it is. The myth and mysticism of Christmas and the Santa Claus legend have this much in common with radio—they make magic and cheer from something which is only dimly understood.

Radio, despite the column upon column of technical description; de-

So, in a kimono, in the dead of Christmas night, I descended the stairs in the dark. There was a moon and a snowfall, and from the big bay window came an eerie, reflected snowlight, which made the newly decorated Christmas tree glitter in all its yet undiscovered glory.

And there, in the middle of the room, was the faint glow of the radio

North over house-tops, riding also on the air, in a reindeer sleigh, and comes down into the house through the chimney. To the child-self, and to a certain primitive part of adult-self, the Santa Claus myth is no more magical, if not less, than radio. We adults accept it, quite in the same faith in a concrete proved reality, as does the child, who is told Santa Claus came down the chimney. Seeing or hear-



spite the 278 text books, which I understand have been written, is still, to the average mind, little short of a miracle; an authentic piece of sheer magic.

And the curious thing is that one doesn't lose this sense of magic after several years of familiarity with radio. This fact came over me in a rather peculiar way a Christmas eve or two ago. We had labored all Christmas eve, until the midnight hour, decorating the tree, and then had rested for ten minutes before retiring. Out of curiosity, I suppose, my husband had tuned in the radio set, but had come upstairs, leaving the switch on. Only by chance did I come on the landing upstairs and hear sounds from the speaker and realized that the switch had not been thrown.


bulbs, with the loud-speaker emitting indistinct sounds, which, to my heightened imagination, were sounds from no human source, but from the Wise Men of the East, or from Joseph and Mary, or from Santa Claus. It was a "spooky" experience, but a perfectly logical impression and feeling, under the circumstances. It fixed in my mind a certain attitude to radio, which, call it womanish superstition, if you like, nevertheless probably reaches down to that mystical self, which even the most irreligious of us sometimes discover in ourselves.

Children, who are closer to myth and magic, feel it very definitely. The wonderful things which "come out of the air" are decidedly akin to Santa Claus, who emerges out of the far

ing is believing; and we adults who have no technical knowledge, accept the voices coming out of radio as uncritically as the child who sees a Christmas tree and toys arrived overnight, believes that Santa was here.

In this day, of so many scientific wonders in many fields, this attitude of faith in magic is a necessity. What the lack of it does is shown in the attitude of one of my old neighbors in our house in the country. Several years ago, when radio was less well known, he "listened-in" to our set, and then grinned. "Them kids of yours is smart, but they can't fool old pappy. They're down in the cellar—or somewhere, talking this inter one of them there telephones. 'Out of the air from

(Turn to page 87)



Left to right: General James G. Harbord, President of the Radio Corporation of America, presenting the medals to Senior Operator Elmer H. Walter and Junior Operator C. E. Sullivan, Jr.

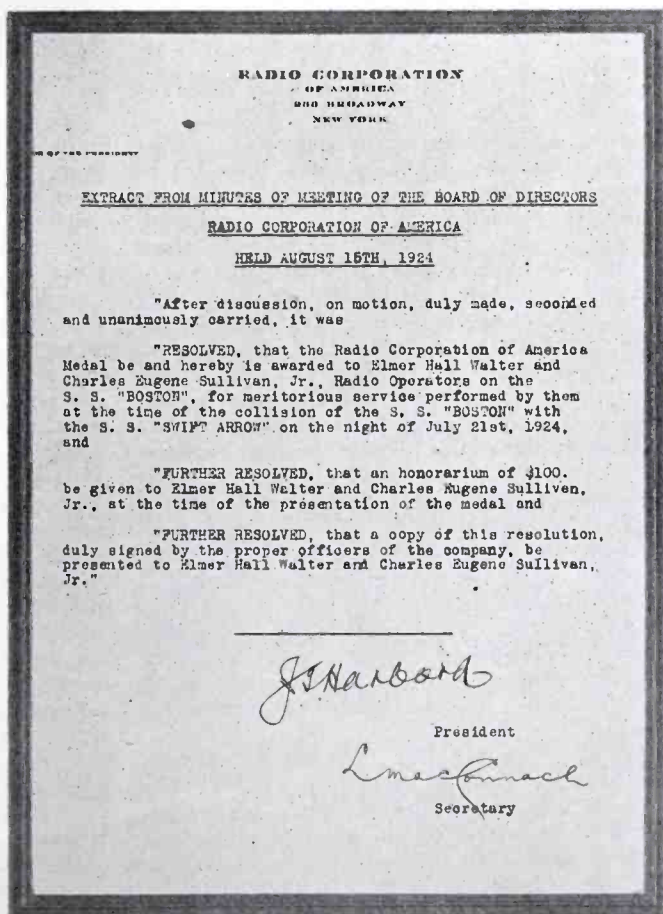
R C A Decorates Radio Heroes

General Harbord Presents the Radio Corporation of America Medal to the Operators of the *Boston*

MAJOR GEN. JAMES G. HARBORD, President of the Radio Corporation of America, has presented the bronze medal of the organization and a check for a substantial amount to Senior Operator Elmer H. Walter and Junior Operator C. E. Sullivan, Jr., for their meritorious services on the night of July 21, 1924, when the steamboat *Boston* was rammed by the oil tanker *Swift Arrow*.

The presentation was made in General Harbord's office in the Woolworth Building, and was in the presence of several officials of the Radio Corporation of America among whom was included Mr. G. Harold Porter, General Marine Superintendent of the company. The medal can be worn as a decoration or as a lapel button, and has the "S O S" signal on one side.

When the *Boston* was



rammed by the tank steamer *Swift Arrow* in a dense fog off Point Judith twenty minutes before the midnight hour, Elmer Walter was on watch. Within a few minutes Sullivan was with him.

The lights went out on the steamer twenty minutes after the collision, but the wireless operators remained calmly at their post in the darkness, sending out messages to nearby vessels, which came to the rescue.

Walter sent out the distress call and the subsequent messages. With Sullivan out on deck listening for the whistles and Walter directing the movements by radio, the *Priscilla* was able to pick up the passengers, a coast guard cutter to come alongside to take off the dead and the *Commonwealth* with naval vessels to make lines fast and tow the *Boston* into Newport.

"The problem of super-broadcasting, like any other department of progress, will be settled upon the principle of public service. Ultimately, performance—not opinion—will determine the direction of progress in the radio art."
—David Sarnoff.

OF all outstanding questions raised by the third Radio Conference in Washington, D. C., the public has seized on the possibilities of super-power broadcasting stations of more than 1,000 watts. A storm of protest has been inspired by appeals from owners of small stations, who fear they may be "blanketed." Moreover, politically minded publicists have taken up the proposal as a sinister indication of possible future "monopoly" and radio censorship.

The irony of the situation consists in the fact that those who have most strenuously argued against payment for broadcast programs have been labeled "the Four Horsemen of Radio" by demagogues, who have been averse to permit even experimental licenses for large scale tests on stations of 5,000 to 50,000 watts as a tentative upper limit.

There are so many technical, ethical and social factors complicating the present situation in the broadcasting field, that it is safe to say that a satisfactory solution of them all by the Third Radio Conference would be an impossibility. This applies to the mere question of wave channels for the five hundred odd broadcasting stations of 1,000 watts or less.

There is no question of super-power here but one of interference between stations in the same or adjacent zones.

A study of the relation between the wavelengths in the broadcasting band and the apparatus on the market shows that some time must elapse before stock sets generally—can be made to tune down to 200 meters efficiently.

Again, it is practically impossible to keep all the stations in a given zone at 50 k.c. apart in frequency, or to keep stations 20 k.c. apart from those in adjacent zones, without "dividing time." There are not "wave channels" enough to go around among five hundred and nineteen broadcasting studios.

As soon as the problem of dividing time is taken up, the stations spending \$100,000 or more annually on broadcasting will demand exemption, as they can not profitably operate on divided time.

Such stations prepare programs for months in advance, and it is a generally recognized tendency for higher powered studios to give more systematic changes in programs to satisfy a more widely scattered



Su

By
O. C. ROOS

Fellow I. R. E.
Member of Continuing
Committee—Hoover's
Third Radio Conference

audience than can be done by smaller stations. It is a fact that WLW Cincinnati, Ohio, is planning its professional concerts for a year in advance. This has been brought about by nothing else than the completion of plans for a 5,000-watt station. Other stations will naturally follow this practice, as competition for talent increases.

Let us next examine the present situation in its relation to the future effect of the "super" or giant stations.

If we ask ourselves what the effect of unchecked multiplication of the present types of stations will mean the answer from an engineering and administrative standpoint is simple. It spells chaos!

This is no exaggeration, and I want to hammer it home. We must either change our broadcasting bands, divide time, or else reduce the number of stations!

International regulations prevent the first, at least, for another radio season. "Divided time" may cause legislative action, which is contrary to the spirit of co-operation, so far successful in reducing antagonism between different mercantile radio

groups. So we are apparently driven to the conclusion that pure "regulation"—without legislation and the attendant evils of "bloc lobbying"—can only be applied successfully and with general good will, when the American public is served with adequate entertainment and instruction by fewer rather than by more stations. It is my personal belief that three hundred stations can and will in the future be amply sufficient to cover the U. S.

I seem to hear immediately a chorus of protests, "Who is to choose?" "Nobody but yourselves—the public." Economic laws of supply and demand helped out by the sinister drag of "overhead" will do the rest.

"What has super-power to offer in ameliorating this conflict of wavelengths?" you may ask. It will inevitably tend to reduce interest in purely local stations to purely local items. Local celebrities will have their due, but the highly paid talent of a chain of super-stations will be in a class very seldom reached even today. It will be listened for everywhere.

To indicate what program refinements are possible and necessary, let me state that many orchestras and bands, espe-



"Thousands of owners of moderate priced radio receiving sets in the United States will be the direct beneficiaries of a better system of broadcast transmission."—Powel Crosley, Jr.

Illustration at left—President Coolidge addressing Secretary Hoover's Third Radio Conference

per - Power

The future of broadcasting discussed in the light of present day conditions—Views by Sarnoff, McDonald and Crosley—Statement from the Department of Commerce

cially the latter, are today allowed to broadcast with poorly "matched choirs" of wood-wind or brass. I speak from thirty years of musical experience, in chamber and orchestral amateur work, having been a director of the club which formed the Manila Symphony Orchestra. The tone of this orchestra was superb. The brass choir had all its instruments matched in timbre, likewise wood-wind, etc. The Filipino has a keen musical ear and this is equally true of the Latin.

Most Spanish bands sound like a beautiful soft organ, and no band ever excelled in beauty of tone the Filipino Constabulary band. However, alas! we do not apparently pay any attention to such things in our present radio studios; it is only the advent of super-stations, with highly trained musical supervisors, that will compel a higher standard in local stations.

Again, it is not generally realized that broadcasting requires as much careful experimenting with the positions of the performers as phonograph recording does. Anyone who has seen instrumentalists perched on a group of ladders near a recording device in such a laboratory will recognize how neces-

sary this is for "100 per cent." broadcasting. It can be done and it must be done in the future. The public will be educated up to it within another year and will demand it.

We now approach the arena of our big questions: "Why does anybody want super-power? What will it do to congested districts? What do we actually know about it?"

The first of these questions is scarcely answerable from the business point of view. There are too many conflicting interests. Telephone utilities, which are not direct broadcasters, are desirous of linking up high power stations. President Coolidge is really using super-power when a score of stations are tied together to hear his voice.

The particular difference between this kind of super-power and that given by one or two 50 k.w. stations doing the same thing is that there is a greater factor of safety or rather security of service from a larger number of stations all going simultaneously. However, it is not an economical solution to tie up millions of dollars of equipment when the same results can be achieved by several other methods.

Hence we come to the technical rea-

son why some firms want super-power. The Westinghouse Station KDKA is undoubtedly the most popular all-year station we have today. It sends out from the heart of East Pittsburgh as much as 8 k.w. of energy at times on short waves below 100 meters. It sends out the same broadcasts on 326 meters and holds its frequency within 1-10 per cent. There is no especial interference reported and the short waves are heard in South America clearly.

We are in a technical safe harbor here, as far as high power goes. The public should be educated to realize that almost any amount of power can be safely broadcast at these short waves without interfering with amateurs or broadcasters. Simple calculations show that by replacing the interconnecting telephone lines for nation-wide radio events—by four or five high power short wave relay stations—a single voice can reach every home in America with about 1 per cent. of the cost to give the same result by wire connections. This would mean twenty-four million homes supplied by a central 100 k. w. station at 60 meters and four stations relaying or "boosting" this broadcast, each of perhaps 20 k.w. at 90 meters.

Local relay stations would use their own zone waves between 200 and 546 meters.

The above picture is not exaggerated and seems to promise less interference than any other general program distributing system which will be capable of reaching the whole American public within two years. It is true that General Squier can put line radio into use over 140-mile power lines to supply three programs at once, but the system is not in the merchandising stage as yet. It is to be capable of co-operation with either radio relay systems, or it can furnish very high grade programs to the true super-power station.

By "true super-power" is meant 5 k.w. or more at the usual broadcasting wavelengths, 222, 546 meters, or even higher. Waves of 1,200 meters and more are very successfully used in Europe, but static and fading increase, in general, when the longer waves are used for broadcasting.

The static "background," which is always present, along with the listeners' background of radio noises, makes it impossible to distinguish radio sounds below a certain intensity. If

we can keep our received sounds above this, say in the heart of a city, we are at liberty to gradually move our transmitters away from the city, while increasing their power so as to keep the signals clear.

Here we have our real technical answer to the question: "Why does anybody want super-power?" Namely, "To overcome static and interference, to give a wider area of service, and to reduce the difference between day and night service."

It is a technical fact that in the districts close to a high-power station the signals do not go up in proportion to the power, but the distant listener *does* gain in reception proportionately.

It is certain that interference from a Class B station becomes negligible at a distance from the average receiver of about two miles. This interference diminishes inversely as the distance of the transmitting station, with a given number of "meter amperes." This quantity is found by multiplying the effective height of a broadcasting vertical, say 20 to 70 meters, by its effective current at the base. In trans-Atlantic code work, it rises to 80,000 and more. In broadcasting, it is usually below 1,000.

The advocates of super-power are going to raise this figure to 10,000 or even 20,000 meter amperes. This will mean a day-and-night effective service through all usual static of 500 or 1,000 miles radius, depending on the season. The trouble now is that the public does not realize that the usual Class B station cannot give a guaranteed service of more than 10 to 20 per cent. of this. I mean by this a service which will enable ordinary static to be ignored. It is a hard thing to say that a 500-watt station is only really reliable for twenty-five to fifty miles for all-year service, but such is the engineering status of the situation.

The second question about congested districts is met by the fact that most listeners are in the apartment and suburban sections of our great cities. Stations like WJZ do not blanket out good receivers. Moreover, simple crystal sets will come back into more extensive use in the cities with the advent of super-power. There is no better quality of reception possible, as our German radio friends are indicating by their purchases.

Those who want distant stations besides those of the super-power, must use tuned multi-stage apparatus with "lossers," stabilizers or the "super-het" principle.

All this means in plain English that there is nothing to get hysterical about. The fact that a prominent New York City station "gummed up" the air, was due to the experimental character of the apparatus used in an attempt to

control the antenna power by hitherto untried methods.

The applicants for these super-power licenses are under strict govern-



O. C. ROOS
Delegate and Member of Continuing Committee at Sec. Hoover's Third Radio Conference

mental control and can only start their experiments at moderately increased powers. No one is going to immediately radiate 10 k.w. from the heart of a large city.

The Crosley Corporation will go out perhaps thirty miles from Cincinnati for a site, and we have no right to assume they, as well as the Westinghouse and General Electric Companies, cannot solve the problem of non-interference. Even if this becomes difficult on the present broadcasting wavebands, there are the short waves successfully used by KDKA, KFKX, CKAC and WGY with from 1,000 to 12,000 watts in the vertical.

The above four stations give us valuable data on "What do we know about it?" our third question.

True, there has been interference of 50 k.c. away from WGY in New England, but the transmission is undoubtedly "freak" transmission thereabouts, as is plainly indicated by the terrific fading from this powerful station.

If future stations are equipped with "harmonic suppressors" like the very efficient Edison station WEEI at Boston, Mass., some of these fading phenomena may become things of the past, and the familiar but misleading change in "quality" of sound as we go away a few hundred miles from a station over uneven ground, heavily "loaded" with shore lines, rivers and forests—not to mention a cluster of absorbing receivers—will disappear.

The controversies existent before the advent of the new CKAC super-

power station, to the effect that such power would wipe out everything else within a radius of one hundred miles, have fallen through. So sharp is the tuning of this station, that local listeners report distant stations are easily brought in, while CKAC is transmitting. The signals, however, are received locally, with approximately three times the former intensity.

DAVID SARNOFF'S VIEWS ON SUPER-POWER

OUT of the mists of opinion that becloud the progress of the radio art one fact stands out in clear perspective. The march of progress must lead to the same destination, and its final objective must be the home.

Yet the problem of what constitutes progress in radio too often is discussed from the standpoint only of reception, or only of transmission. The best receiver in the world cannot make the signal emanating from a weak broadcasting station clear and satisfactory, while the most inexpensive receiver in the home is made immeasurably more effective by a good signal from a more powerful transmitting station. Thus progress in radio necessarily means progress both in broadcast transmission and broadcast reception.

Nor need the problem of interference stand in the way of better broadcasting, for the Third National Radio Conference has wisely recommended that high-power broadcasting stations shall be located outside and at some distance from populous centers. The effect of location can best be illustrated by this fact: The broadcast station of the present 1 k.w. type located within the city emits a signal more powerful in its neighborhood than a signal received in the same neighborhood from a station fifty times as powerful, located twenty-five to fifty miles from that city.

If good signals are clearly heard in the winter, the transmitting station should similarly produce an acceptable signal in summer. Daytime service and night service should be acceptable even for considerable distances from the broadcasting station. In order that this may be achieved, sufficient power has to be provided at the transmitting station to meet the more difficult conditions of daytime summer reception as well as the comparatively easy conditions of night time winter reception. Higher power broadcasting provides the ready means of doing just this, and introduces into broadcasting a hitherto unobtainable degree of stability and all-year-round smoothness of reception.

By doing this, super-broadcasting will carry the best of the programs originating in the great cities of the United States into practically every

home, winter and summer, and day and night. Once a reasonable number of super-broadcasting stations are in successful operation, every listener will get reliable service at any time from one or more of them, and most listeners will have a considerable degree of latitude in choosing the program to which they will listen.

At the same time, the economic basis for high-grade broadcasting will be very firmly established by the super-broadcasting station. It is clear from even a brief analysis of the situation that nationally interesting programs can be sent out economically only from stations of such power that they reach vast bodies of listeners. Many of the smaller stations are obviously better fitted to carry out the useful, but different function of catering to special local groups and to sectional tastes. The super-broadcasting station is, however, a much more expensive project to establish. Reaching as it will, large groups of listeners, it will be

veloped side by side with super-broadcasting, for I think that such parallel lines of development will react favorably on each other and insure the speedy production of equipment and methods for general use embodying the best of these systems or possibly continuing all of them.

The provision of programs for the super-broadcasting station of the future is also going to be a competitive matter. Individual super-power stations will compete with each other for pre-eminence and favor in the air. Program agencies will no doubt be prepared to furnish specially trained talent to the radio broadcasters, and these agencies will, like the various press as-

Speaking for the Radio Corporation of America, I can say that we are ready and willing to demonstrate the measure of service that super-broadcasting can render by erecting an experimental station, suitably located, that will prove the promise which super-broadcasting holds out to the public.

STATEMENT FROM THE DEPARTMENT OF COMMERCE

The Third National Radio Confer-

Powel Crosley, Jr., President Crosley Radio Corporation



David Sarnoff, Vice-president and General Manager Radio Corporation of America



"I heartily approve increased power in qualified broadcasting stations. Increased power must necessarily give not only better summer, but better winter reception."—E. F. McDonald, Jr., President Zenith Radio Corporation

able to select the best program available.

I regard super-broadcasting as a stimulating form of competition to other systems of national broadcasting. In providing an effective substitute for wire line networks connecting a multitude of low-power stations, it acts as an alternative and additional method of providing entertainment and instruction to the people at large. I hope that wire line networks and radio relay systems for interconnections of broadcasting stations will be fully de-

sociations, give the public those advantages which spring from healthy rivalry. Freedom of the air can be maintained under such conditions, where, at least three fundamental methods of transmission (i. e., (1) local, (2) interconnected, and (3) super-power stations) compete with each in furnishing nation-wide broadcasting and numerous program-producing groups similarly attempt to secure the favor of the public and of the broadcasters.

The problem of super-broadcasting, like any other department of progress, will be settled upon the principle of public service. Ultimately, performance, not opinion, will determine the direction of progress in the radio art.

ence, at the Department of Commerce, recommended that a general increase in power over 1,000 watts was desirable in all stations, in order to overcome static and give better service to the listeners. This is a question entirely apart

from so-called super-power stations, of 25,000 or 50,000 watts, which are not here dealt with.

In order to include increases up to a maximum of 5,000 watts, the Department feels that it should be proceeded upon an experimental basis under strict limitations, which will insure that this development may be without interference with the service of other stations or with the reception now enjoyed by listeners. The Department is receiving many inquiries as to the granting of licenses authorizing this use of increased power.

Licenses for the use, in broadcasting, of power up to 5,000 watts on a purely experimental basis will be issued under the following conditions:

1. Experiments may be carried on

(Turn to page 93)



The Radio Première for a chief of the Seminoles down in Florida

World Wide News

Marconi Opens Radio Show— Election Broadcasts— Copyrights and Broadcasting—Radio Manufactures

BY C. S. ANDERSON

Managing Editor of WIRELESS AGE

Marconi Opens Radio Show
MARCONI closed a radio key in England on November 3 at 8 o'clock and flashed a signal which officially opened the third National Radio Exposition at the Grand Central Palace. The energy radiated from the high-power transatlantic wireless station at Carnarvon, Wales, was intercepted at Riverhead, L. I., and passed through a system of relays operating an electrical circuit which lighted an American flag in the Grand Central Palace, New York.

A radiogram from Marconi, read through Stations WJZ, New York; WRC, Washington, and WGY, Schenectady, said:

"It gives me great pleasure to accept the invitation to open the third annual National Radio Exposition of New York, and I feel that I cannot do so more appropriately than by employing

the medium of wireless telegraphy to convey a most hearty message of greeting to the radio public of the United States of America.

"Since your exposition last year great strides have been made in the art of broadcasting, both in the United States and in England. There have been important developments in simultaneous broadcasting from several stations, and I believe that on certain occasions in the United States vast audiences of no fewer than 25,000,000 people have listened to a broadcast address. I anticipate that in the not far distant future this great achievement will be surpassed and the broadcasting of messages throughout the world will become a matter of everyday occurrence. We on this side of the Atlantic are looking forward to the day when we shall be able to listen to American speakers on many subjects

of common interest. This wireless message brings my best wishes for the success of the exposition which I now have the great pleasure in declaring open."

A message of reciprocal greeting was broadcast by Harold Bolster, director of the exposition, through the same trio of stations.

On November 5 a round the world speed demonstration was given at the Exposition when three letter C's were sent hurtling eastward through the ether at 8:14 P. M. by the Radio Corporation of America, while at the same instant three S's, the letter sent across the Atlantic twenty-three years ago by Marconi in his first tests, were shot out on the ether waves to the west.

In five seconds the three C's had flashed around the world and were back in the Radio Corporation's office at No. 66 Broad Street. A second later, or six seconds in all, the three S's re-



A complete broadcast studio in a window display was a novelty recently presented to New Yorkers by WJZ

turned home, having passed the three C's somewhere on the other side of the globe.

The fact that the round-the-world journey of the S's took a second longer was because there were five relays in the westward circuit and only four in the eastward. Eastward, the relays were St. James, L. I., to Paris, to Saigon, French Indo-China, to San Francisco, to New York. West, they were Tuckerton, N. J., to San Francisco, to Honolulu, to Malabar, Java, to London, to New York. Officials reckoned that a total sending power of 2,250,000 watts was used in the test.

Election Broadcasts

FROM 7 o'clock until 1 o'clock November 4, radio broadcasting stations, for the first time in a Presidential election, transmitted to millions of radio listeners bulletins of the election returns.

Following is a list of the stations which broadcast direct the United Press bulletins. Other stations relayed these reports: WEAf, WJZ, WGY, WGR, WOC, WCCO, KSD, KGO, WGN, WLS, WMAQ, WEBH, WGBS, WIP, WRC, WSAI, KDKA, WCAE, WMC, WBZ, WJAR, WHAS, WSAD, WWJ, WCAP, WNYC, WNAC, WHAM, WAHG, WCX, WSB, WFAN.


Copyrights and Broadcasting

UNITED States District Judge Knox, in the Federal Court for the Southern District of New York, denied the motion of the American Society of Composers, Authors and Publishers, made in the name of Jerome H. Remick & Co., to enjoin the General Electric Company from broadcasting the music of the Society played under authorization of members of the Society by the orchestra at the New Kenmore Hotel in Albany. The point of the decision is, to wit: That whether or not radio broadcasting of musical compositions can, under any circumstances, be a public performance for profit, it is not an infringement where the playing of the musical composition, which is being broadcast, is itself authorized by the owner of the copyright, or by anyone representing him. In other words, it is no infringement for a broadcasting station to broadcast performances of musical compositions by orchestras in hotels or elsewhere, when the playing of the piece by the orchestra is itself authorized. On this subject Judge Knox says:

"By means of the radio art he (the broadcaster) simply makes a given performance available to a great number of persons who, but for his efforts, would not hear it. So far as practical results are concerned, the broadcaster of the authorized performance of a copyrighted musical selection does little more than the mechanic who rigs an amplifier or loud speaker in a large auditorium to the end that persons in remote sections of the hall may hear what transpires upon its stage or rostrum. Such broadcasting merely gives the authorized performer a larger audience and is not to be regarded as a separate and distinct performance of the copyrighted composition upon the part of the broadcaster. When allowance is made for the shrieks, howls and sibilant noises attributable to static and interference, the possessor of a radio receiving set attuned to the station of the broadcaster of an authorized performance, hears only the selection as it is rendered by the performer. The performance is one and the same whether the 'listener' be at the elbow of the leader of the orchestra playing the selection, or at a distance of a thousand miles."

Radio Manufactures

THE Department of Commerce announces that, according to the data collected at the biennial census of manufactures, 1923, radio apparatus to the value of \$43,460,676 was manufactured during the year for sale as such. This



Prof. Fridtjof Nansen broadcasting a peace talk in Berlin

total includes 1,889,614 head sets, valued at \$5,352,441; 508,001 loud speakers, valued at \$5,620,961; 414,588 receiving sets of the tube type, valued at \$12,065,992; and 116,497 receiving sets of the crystal type, valued at \$550,201; together with the other items shown in the table below. The manufacture of 2,601,575 radio tubes, valued at \$4,572,251, was reported separately. A part of these tubes were sold to manufacturers to complete receiving sets—and their value is therefore included in the total value of such sets, as given above—and the remainder were sold to individual purchasers for use in the construction of home-made sets.

The following table, giving the numbers and values of the several classes of radio equipment reported as manufactured in 1923, is subject to such correction as may be found necessary upon further examination of the returns.

PRODUCTION OF RADIO APPARATUS: 1923
(Reported by 290 establishments)

Total value	...	\$43,460,676
Loud speakers	508,001	\$5,620,961
Head sets	1,889,614	5,352,441
Receiving sets		
Tube type	414,588	12,065,992
Crystal type	116,497	550,201
Transmitting sets	1,073	900,230
Transformers	1,700,024	3,773,213
Rheostats	1,089,721	716,774
Lightning arresters	355,161	196,534
Miscellaneous parts	...	\$14,284,330
Radio Tubes		
Total	2,601,575	\$4,572,251
Under 5 watts	2,559,206	3,788,167
5 to 50 watts	15,167	80,529
Over 50 watts	27,202	703,555



London broadcasts include the real atmosphere, in the world of sound, from the menagerie

Over 28 years ago Marconi transmitted and received signals using a beam system employing short waves and reflectors



The Beam System

By K. M. MacILVAIN

THE idea that short wave directional radio telegraphy and telephony, known as "the Beam System," is a new discovery, is erroneous. The study of short electrical waves dates back to the discovery of electrical waves themselves, (e. g. the time that Hertz was carrying on his experiments) over 35 years ago. Hertz proved conclusively in his experiments that these short electrical waves obeyed the same laws as the waves of light in

regard to propagation, reflection, refraction and defraction.

Over 28 years ago, Marconi transmitted and received intelligible signals over a distance of $1\frac{3}{4}$ miles, using a beam system employing short waves and reflectors and showed how it was possible to project the waves in a beam, in one direction only, instead of allowing them to spread out from the transmitter in all directions. The point was brought up at that time as to the

feasibility of using this system at lighthouses and lightships to enable ships at sea to locate dangerous points in foggy weather.

Figure 1 is a schematic diagram showing the general arrangement of the apparatus used in these early experiments. The spark gap of the electrical oscillator used was placed in the focal plane of a solid metal reflector as shown in the diagram and the signals from the oscillator could only be picked

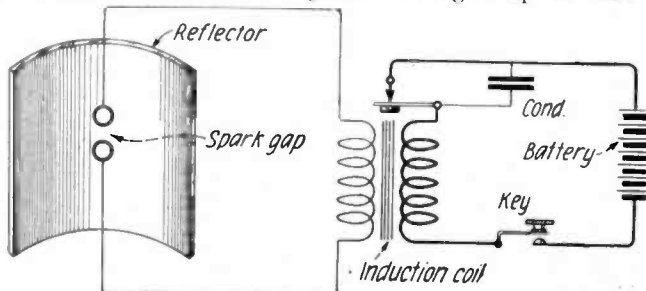


Figure 1—Spark transmitter and sheet metal reflector used in 1896

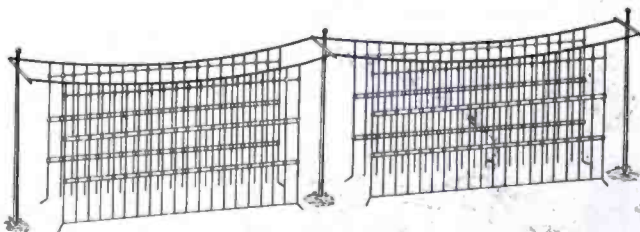


Figure 4—The flat top transmitting antenna

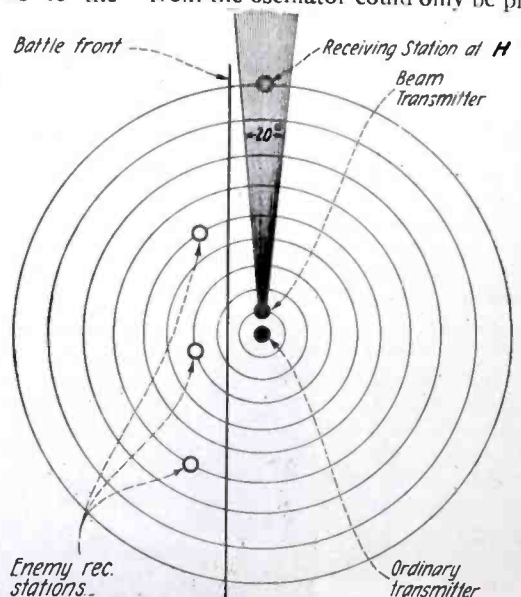


Figure 2—Comparison between direction of radiation from an ordinary transmitter and from the directional transmitter

up in the receiver when the aperture of the transmitting reflector was pointed towards the receiving antenna. The results obtained at this time were discouraging, since the use of reflectors of anywhere near reasonable dimensions necessitated the use of waves of only a few meters in length. Waves of very short length were difficult to produce with the apparatus available at that time and the power that could be radiated by them was small. These factors together with the supposed high attenuation of short waves over any distance of land or sea was enough to discourage the continued research along these lines and the progress sub-

latter method of communication in war time is obvious. As shown in the diagram, the three enemy receiving stations just beyond the front line trenches would be within easy range of the signals sent out from the ordinary transmitting station, and of sufficient strength to reach the receiving station at (H.) On the other hand, the beam transmitter could operate at sufficient power to reach the station at (H) and due to the directional characteristics of the emitted waves, none of the enemy stations would be able to pick up these signals. Thus the development of the "Beam Transmitter" progressed. The solid metal reflectors

view of the transmitting station, the transmitting antenna and the parabolic vertical wire reflector used in the experiments carried on last year (1923.)

Figure 4 shows the flat top transmitting antenna with the vertical wire reflector that was used in the experiments carried on this year (1924.) In this arrangement the antennas and reflector wires are arranged so as to constitute grids parallel to each other, the aerials or antennas being energized simultaneously from the transmitter at a number of feeding points through a special feeding system, so as to insure that the phase of the oscillations in all the wires is the same. The directional

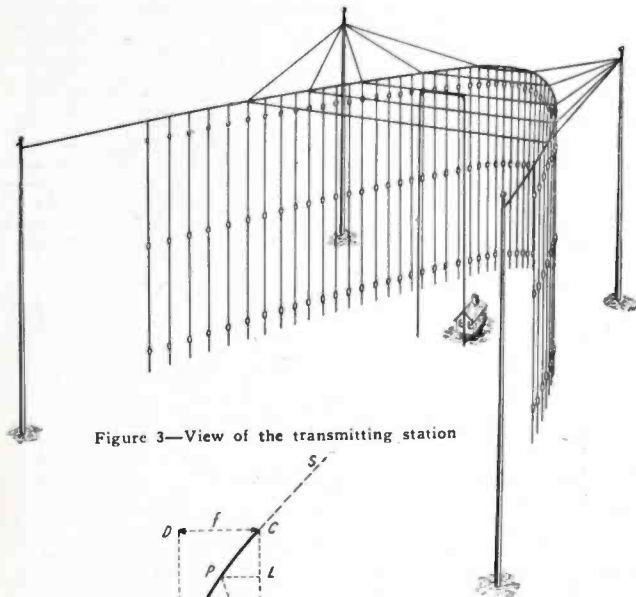


Figure 3—View of the transmitting station

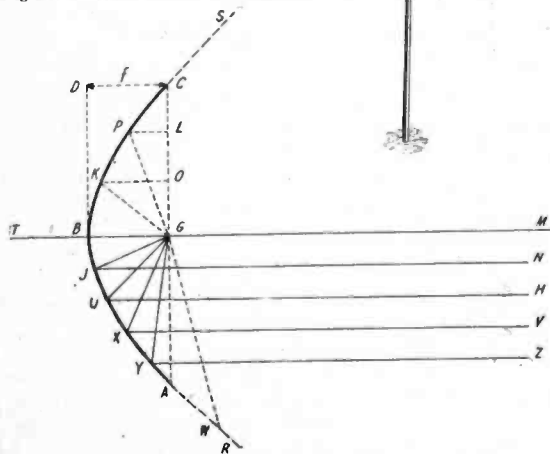


Figure 5—Principle of reflection of waves from a parabolic reflector

sequently made with the long wave system was so rapid and so comparatively easy that the development of the "Beam System" was forgotten for the time being.

Early in 1916, during the war, the desirability of establishing secret channels of communication along the battle front brought up the question of directional transmission by radio and research again reverted back to "The Beam System." Figure 2 is a diagram showing the comparison between the direction of radiation from an ordinary transmitter and that from the directional transmitter. The value of this

were replaced by a comparatively small number of wires placed parallel to the antenna and spaced around it on a parabolic curve, of which the transmitting antenna constituted the focal line as it was found that this was a more practical arrangement and that much better results could be attained by this method. With the advent of the vacuum tube the short waves were much easier to produce and the power available at these high frequencies was many times greater than that which it was possible to attain with the apparatus available during the early experiments. Figure 3 shows a panoramic

effect of such a system as this is a function of its dimensions relative to the wavelength employed.

Most radio experts up to the present time, have had the same general impression regarding the behavior of short waves, namely, that their daytime range is variable and short; that their night-time ranges are variable and freaky, in fact, altogether too much so for their application to commercial traffic; and finally, that their range is quite appreciably reduced by any considerable intervening stretch of land or mountains. Marconi claims that his short wave tests proved that

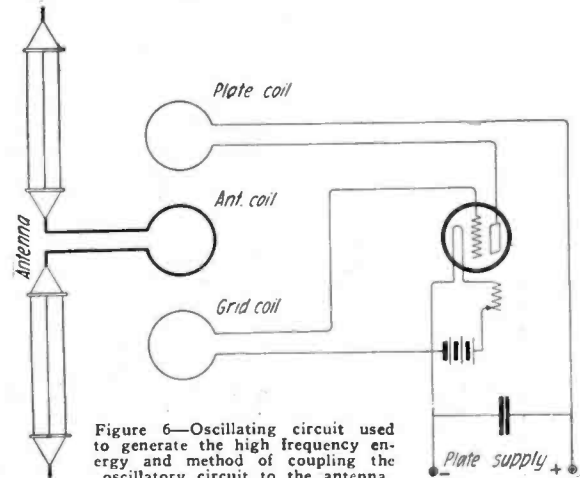


Figure 6—Oscillating circuit used to generate the high frequency energy and method of coupling the oscillatory circuit to the antenna

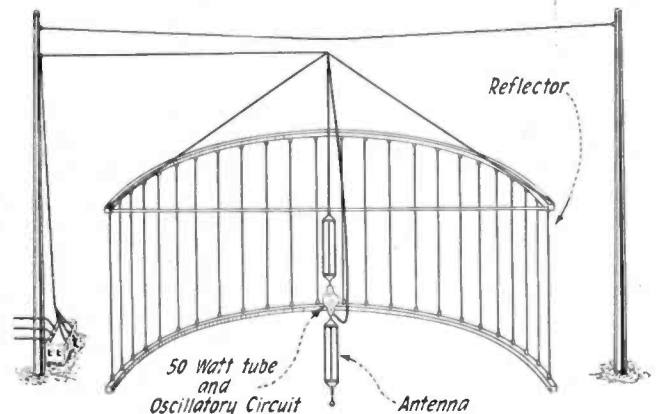


Figure 7—The antenna system suspended in front of the parabolic reflector in such a manner that it forms the focal line of the parabola

the day-time ranges were reliable and not inconsiderable; that the night-time ranges considerably exceeded expectations; and finally that intervening stretches of land and mountains did not present any serious obstacle to the propagation of these waves. Another discovery relative to the transmission of these short waves was that the strength of the signals which could be received during the daytime varied definitely and regularly, in accordance with the mean altitude of the sun over the space or region intervening between the transmitting and receiving stations.

One of the most remarkable scientific results due to Marconi's experi-

by the ratio of the distance between the stations and the square root of the wavelength used $(\frac{d}{\sqrt{\lambda}})$. The re-

sults of Marconi's measurements and observations for short wavelengths of the order of 100 meters showed that the constant (.0015) must be replaced by a variable, which is approximately a linear function of the mean altitude of the sun calculated on the great circle track between the transmitting and receiving stations. Thus the coefficient of absorption, for wavelengths of the order of 100 meters, is a function of the time, the seasons and the relative geographical situation of the stations.

UH, XV, YZ) and will be parallel to the axis of the parabolic cylinder (TM). However, this is the ideal result and is only approximated in practice. The transmitting antenna at the focus (G) is a vertical antenna as shown in figure 3 and the energy radiated from this point is re-radiated by each wire dropped from the parabolic suspension (CBA), figure 5, by virtue of the fact that each one is tuned to G. It follows from the theory of a true parabola that any distance such as (GKO) or (GPL) is equal to GB + BG, thus it is obvious that the re-radiation from all the wires along the parabola (CBA) will reach

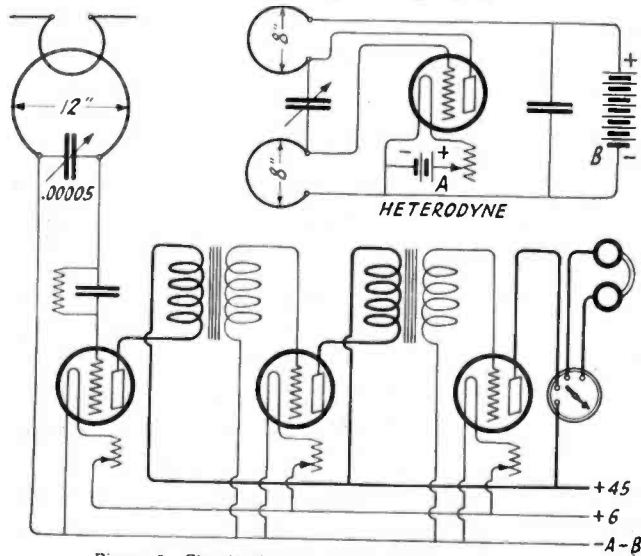


Figure 8—Circuit diagram of the receiving set employed

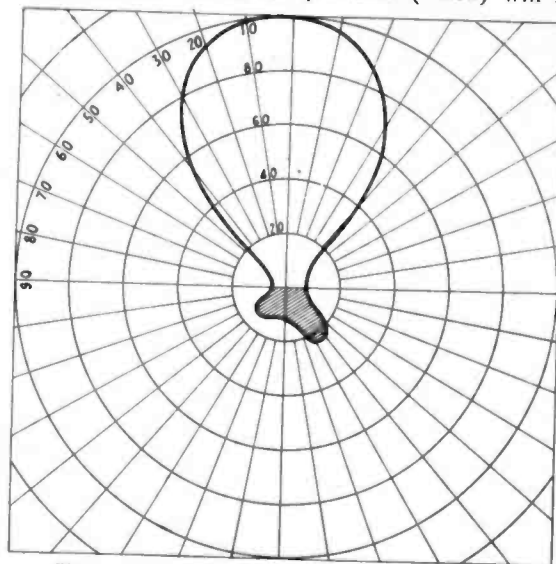


Figure 9—Showing effect of detuned reflecting wires

ments with short waves was the modification of the coefficient of Austin's transmission formula. Marconi determined that this coefficient was defective when applied to short waves. The transmission formula in question is as follows:

$$I_r = 4.25 \times I_s \times \frac{h_s h_r}{d^2} \times e^{-.0015 \frac{d}{\sqrt{\lambda}}}$$

where:

I_r is the effective current in the receiving antenna in amperes.

I_s is the effective current in the transmitting antenna in amperes.

h_s is the effective height of the transmitting antenna in kilometers.

h_r is the eff. height of the receiving antenna in kilometers.

d is the distance between the two antennas in kilometers.

e is the base of the Napierian system of logarithms (2.7183.)

λ is the wavelength in kilometers.

Analyzing the absorption factor $e^{-.0015 \frac{d}{\sqrt{\lambda}}}$ we find that it is an exponential of the form (e^{-x}) where the negative index $(-x)$ is the product of a constant (.0015) multiplied

The enormous value of reflectors was demonstrated by measurements taken during tests of the "Beam Transmitter" over a distance of 100 miles and using a 15 meter wave. It was shown that the value of the energy received when reflectors were used at both the transmitting and the receiving stations, was 200 times that of the energy that could be received in case no reflectors were used.

After reading over the preceding paragraphs, the obvious question that has been predominant in the mind of the reader, is, what is the electrical construction of these reflectors and how do they concentrate the radiated energy in a beam. Figure 5 is the diagram which will be used in explaining the principle of reflection of waves from a parabolic reflector. This, in reality, is the top view of the type of reflector shown in figure 3 which is in the form of a section of a parabolic cylinder. The wave from this form of reflector is somewhat similar to a parallel beam of light which has passed through an opaque screen. Theoretically, if the transmitting antenna is situated in the focal axis (G), the reflected rays will all be parallel (JN,

the aperture CA in phase with each other. Therefore, re-enforcement takes place in the direction GM and interference in the direction BT. Summarizing this action we see that the energy to be radiated originates at the transmitting antenna at G, is re-radiated by the wires suspended from the parabola CBA, these re-radiated waves re-enforcing each other in the direction GM and bucking out in the direction BT. In this analysis we have been considering the ends of the reflector to be at C and A respectively, and therefore energy radiated in the direction GW would not have any part of the reflector in its path and hence would not be diverted from its course, but would continue in the direction GW. Except for leakage, as shown at GW, practically all the energy is reflected over a small angle in the direction GM. Obviously, to minimize the leakage it is only necessary to increase the width of the aperture CA which in other words means the extension of the parabola, as shown at R and S. If this is done the side leakage is reduced and the radiated beam is made narrower.

As is generally known, one of the

serious obstacles in the reception of radio signals is "static." Especially during the summer months is this true. Another generally known fact is that static is not so predominant on the very short wavelengths and at wavelengths as low as 10 meters heavy static is not generally encountered. When long antennas are used the difficulties experienced from static are more predominant than when a short antenna is used. From the foregoing and from some other reasons tending to show the advantages of very short wave transmission, not overlooking the disadvantages encountered on low wavelengths, it is possible to understand the

capacity between the elements by removing the tube from the socket and then removing the base of the tube. If this is done it is possible to get down to a few meters. The antenna system consisted of two cage antennas, each 1.8 meters long joined at the center through the coupling coil. The condenser across the plate supply is simply a radio-frequency by-pass condenser. Figure 7 shows the antenna system suspended in front of the parabolic reflector in such a manner that it forms the focal line of the parabola. The vacuum tube and its associated circuits are mounted in a little cage at the mid-point of the antenna and

detector was succeeded by two steps of audio-frequency amplification. By means of this directional transmitter and the receiver described it was possible to obtain some quantitative data relative to the directional characteristics of this type of system. The polar curve shown in figure 9 gives a good idea of the action of the system when the reflecting wires were detuned. In this instance they had not all been cut to the proper length and thus were not all properly tuned to the 10-meter wave radiated at the source. The portion shown in cross section in the diagram is the back-leakage due to the untuned condition of the reflector and the

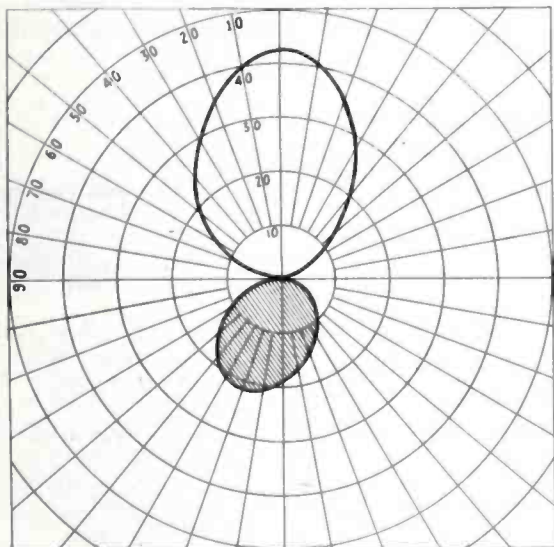


Figure 10—The effect of increasing the frequency of the source

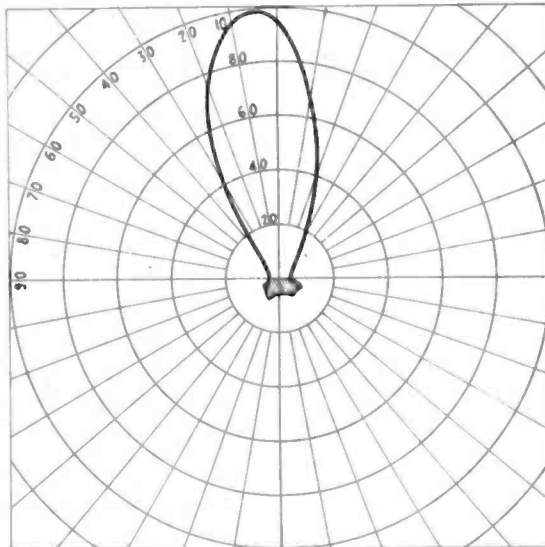


Figure 11—Effect when reflecting wires are tuned

reasoning that prompted experimentation with directive transmitting antennas using wavelengths much lower than 100 meters. Thus during the last couple of years extensive experimentation has been carried on with the "Beam Transmitter" at a wavelength of 10 meters.

Figure 6 shows the oscillating circuit used to generate the high frequency energy and this diagram also shows the method of coupling the oscillatory circuit to the antenna. The Hartley type of oscillatory circuit was employed and a 50-watt tube was used for an oscillator. The plate circuit inductance consisted of one turn of heavy copper wire about 7 inches in diameter and the grid inductance was of the same size. A similar coil was used in series with the antenna as a means of coupling the antenna to the oscillatory circuit. The internal capacity between the elements of the tube, together with the external inductance, completed the oscillatory circuit. In fact, this internal capacity determines the upper limits of the frequencies that can be developed. For higher frequencies than this it would be necessary to still further decrease the ca-

insulated from it. The power supply leads to the tube are brought from one side, as shown, in a cable. The parabolic reflector was formed by 40 wires, spaced 1 foot apart, in the form of a parabola and each one tuned to a wavelength of 10 meters.

The focal distance (BG, figure 5), was made $\frac{1}{4}$ of a wavelength, 2.5 meters. The obvious question at this point is, "What type of receiving set was used to receive signals of such a low wavelength?" The receiving set employed is shown in figure 8. The antenna consisted of two vertical pieces of No. 12 copper wire joined at their mid-point by a single turn coil. The secondary coil of this receiver was a single loop of wire 12 inches in diameter and this secondary was tuned by a two-plate variable condenser of .00005 microfarad maximum capacity. Since the waves radiated from the transmitter were unmodulated (of continuous amplitude) it was necessary to use a separate heterodyne to produce an audible beat note in the receivers. This separate oscillator had plate and grid inductances of a single turn each and a two-plate variable condenser was connected from grid to plate. The de-

shape of the curve in the direction of propagation is quite broad. When all the wires were tuned to 10 meters, the frequency of the oscillator was increased slightly, thus throwing all the reflecting wires out of tune and the condition produced was worse than in the first case, as would be expected, since some of the reflecting wires, at least, were properly tuned in the first instance. In this last case where all the reflecting wires were out of tune, the radiation in the proper direction was greatly reduced and the radiation through the rear of the reflector was almost one-half that along the true line of reflection, as shown in figure 10. Next, the best possible results were obtained for the 10-meter wavelength with the reflecting wires all in tune and the width of the aperture equal to one wavelength. Figure 11 shows the result. The radiation was found to cover a much narrower band than before and the back leakage had almost entirely disappeared. The width of the beam could be still further decreased by increasing the width of the aperture to two wavelengths and in this case the back leakage would probably very nearly approximate zero.

AFLOAT AND ASHORE WITH THE OPERATOR



THE Shipping Board freighter *Nobles* arrived at a Black Sea port recently, and radio operator Bill Hutchins prepared to go ashore. Espying another American steamer, the *Clontorf*, laying close by, he decided to pay a visit. Arriving aboard, he found a young fellow standing outside and looking in through the open radio cabin door surveying the interior.

Now, Hutchins is a rapid-fire talker—not only fast and furious, but continuous.

"You seem interested in the radio," he said, by way of introduction.

"I am," was the reply.

"Well, step in and I will explain it all to you."

It was fifteen or twenty minutes before Hutchins finished explaining the why and wherefore of the set; how the messages come in; how they go out and how they fly through the air to another ship and to shore. Finally he turned and asked:

"Do you belong on this ship?"

"Yes."

"Where's the radio operator?"

"I'm the radio operator."

It was Hutchins' first meeting with Joseph H. Gately, an unassuming fellow who listens graciously and talks little.



* * *

A UNIQUE expedition, financed by several well known men of wealth, has been arranged primarily to salvage treasure lost, when the Ward Liner *Merida* sank off Cape Charles on May 12, 1911.

Two steam trawlers with special equipment are already on the scene. They expect to recover gold bullion and jewels to the value of over four million dollars. The jewels include the famous rubies owned by Empress Marie Charlotte, the mad widow of Emperor Maximilian of Mexico.

This news brings us back to a noted sea disaster, in which radio played its part well, saving the lives of all.

The ship was rammed by the *Admiral Farragut*, and the impact of the collision put the *Merida's* radio out of commission. Operator Leach, on the *Farragut*, experienced similar trouble, but with the assistance of Butler from the *Merida*, soon had the equipment

By W. S. Fitzpatrick

working, and his call for help was heard by Ben Beckerman on the *Hamilton*, as well as by the Norfolk navy yard, which dispatched the battleship *Iowa* and a destroyer.

The *Merida's* passengers and crew—more than 300 in all—were safely transferred to the other vessel, and the liner had gone to her doom by the time the *Hamilton* arrived.

So uncertain was the *Farragut's* fate, that the rescued people, and this ship's own passengers, were quickly taken over on the *Hamilton*, which immediately steamed for Norfolk. The *Iowa*, which arrived later, towed the *Farragut* to port.

Loss of the great treasure aboard the *Merida* caused a newspaper sensation, but did not overshadow the excellent work of the three radio operators, not the least of which was that of Ben Beckerman who, as with the other members of the *Hamilton's* crew, received a month's pay as reward.

It must be remembered that this incident occurred during the time when each ship carried but one operator who, with but very few exceptions, felt that the sea needed no protection at night. Ben Beckerman was one of the exceptions, and his being on the alert at midnight and throughout the whole morning, after receiving the call certainly entitled him to a reward,

* * *
Reflecting back to the ill-fated *Merida*, it is interesting to recall that this was the first American ocean-going passenger vessel to carry wireless equipment on a maiden voyage, when she sailed from New York for Havana on April 21, 1906.

* * *
WE all know what a great part radio played during the world's series closing the 1924 baseball season.

The radio section of the *New York Sun* was elated over the fact that through the use of several loudspeakers "This new application of radio made it possible for copies of *The Sun*, containing the complete story of the game, down to the final put-out in the ninth inning, to appear on the newsstands in less than five minutes after the game had ended."

The Sun concludes with: "Creating what is believed to be a record in the publication by newspapers of the complete box score of a world's series game."

Want to learn of a real record? We must go back twelve years!

The 1912 series was one of the most exciting ever played. What was to be the deciding game was in Boston, and after running over the allotted nine innings, with still a tie score, the game was called on account of darkness.

An enterprising operator at a coast station had arranged with the Western Union to cut his wire in on a press circuit. He then coupled it up with the radio set, so that every play was broadcast through the air—exactly as the broadcasting is done today, except that code was used instead of a voice.



The operator had given notice of his plans, so the present writer, who was then editing a newspaper at sea, was prepared.

In the typewriter was a wax mimeograph stencil sheet in which the newspaper heading and a column of news and personalities had been cut—and all was ready for the game.

It was easy to copy direct "on the mill," and when the last signal was made, it was a matter of a second or two in adjusting the sheet in the mimeograph machine. The steward who was on hand to distribute the paper did the folding, and was off with his first batch in less than one minute!

In broad daylight, all along the decks of the steamer *Momus* were passengers reading every detail of a game "called on account of darkness," while the sun shown far above the horizon! A record! Eh?

This, incidentally, was the first broadcasting of a baseball game by radio.

* * *


A similar radio feat occurred on July 4, 1910, when the first prize-fight was broadcast. The writer received every move, every punch, every clinch of the Johnson-Jeffries fight at Reno, and is amused in recalling the joy among the negro stewards on the freighter *Satilla* that night.

Such was radio fourteen years ago—no difference except that the pleasures of "wireless" were then limited to a few, while now almost everybody has a "radio."



THE Radio Lyre

A Receiver Built to Produce
Tone Quality Using a Crystal
Detector and Resistance
Coupled Amplification



By O. B. SCOTT

THE prevailing tendency in receivers has been more and more away from the multi-dialed, squealing machines of recent times to simple, sweet-toned instruments that will make the reception of broadcast music a pleasure that everyone may easily enjoy.

With this thought in mind, the writer planned a set that would be so simple in operation that a child could tune it; so exact in tone reproduction that an artist could appreciate it. To accomplish these things, regeneration and multi-stage transformer coupled amplification were discarded in favor of a crystal detector with resistance coupled amplification.

The completed receiver has four UV-199 tubes. The first tube is reflexed, amplifying at radio and audio frequency. The other three tubes amplify at audio frequency by means of resistance coupling. The only tuning control is the variable condenser across the secondary of the antenna coupler. The coupler is so designed that the tuning is very selective.

The one-tube reflex with the crystal detector was selected for its well-known tone quality. However, most

MATERIAL

- One 7x14 panel, Radion
- One 4-inch dial, Radion
- One 23 plate variable condenser, Pacent
- Two 4-inch spiderweb forms
- One-eighth lb. No. 28 DSC wire
- One-eighth lb. No. 18 DSC or DCC wire
- One 7x10 sub-panel, Radion
- Two Se-ar-de aluminum brackets
- One low ratio audio frequency transformer
- One Radio-frequency transformer, Dubilier Duratran
- Two 20-ohm rheostats, Pacent
- Four sockets for UV-199 tubes
- Three Daven resisto-couplers
- One Daven condenser mounting
- Three Daven 100,000-ohm resistances
- Three grid leaks, 2, 1 and .5 megohm
- One Pacent 65 filament control jack
- One Pacent 66 filament control jack
- Two .0025 Micadons
- Two .00025 Micadons
- One .005 Micadon
- One good crystal detector, Grewol
- Binding posts, strip brass, bus bar, nuts, bolts, etc.
- Tubes and batteries

one and two-tube crystal reflex receivers do not give sufficient volume to satisfy the most exacting listeners. To attempt to amplify the output by transformer-coupling would lessen the initial purity of tone. Audio-frequency transformers do not amplify all voice frequencies equally. The impedance of the windings varies with the frequency of the voice currents, so that certain tones and overtones will be accentuated in the loudspeaker. In a multi-stage amplifier this condition would be very noticeable. Even with two stages of transformer-coupled audio frequency amplification, distortion is overcome only by the use of the very best grade of transformers.

On the other hand, a resistance coupled system will amplify equally all moderate frequencies. The only chance for distortion to occur with resistance coupling is in the grid and plate filament capacities of the tubes. This can obtain only at frequencies well over ten kilocycles. Since the upper limit of audio frequency is about five kilocycles,

(Turn to page 85)

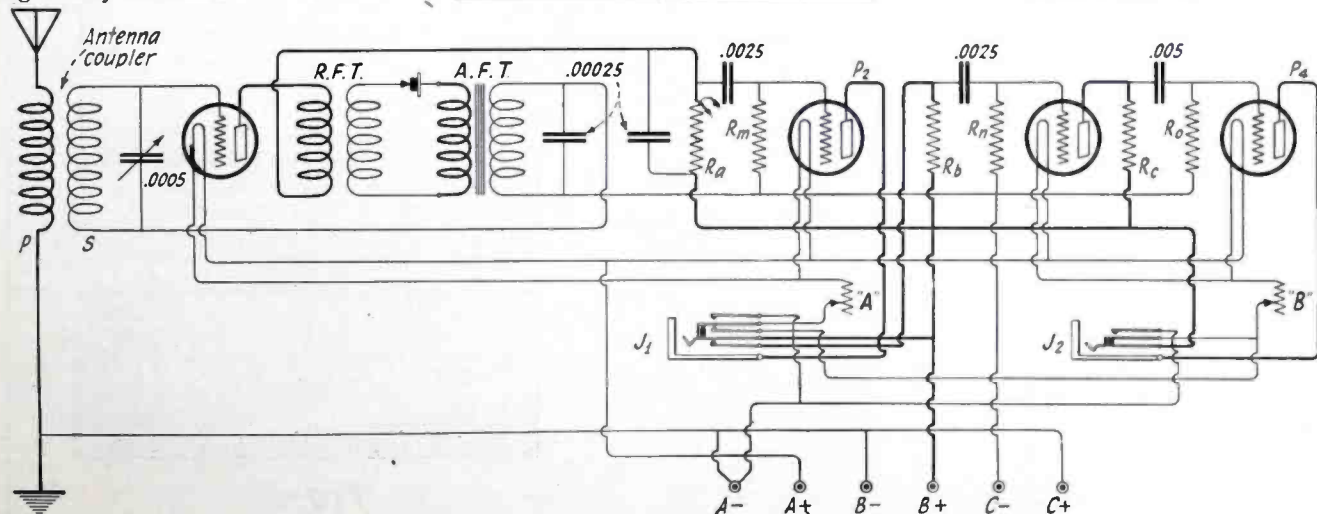


Figure 1—Circuit diagram of the one-step R. F. crystal detector and three-step resistance coupled A. F. receiver.

An Introduction to the

Mysteries of the Vacuum Tube

Learn Without Mathematics
How Your Tubes Function—
Experimental Methods and
Determination of Tube Curves
—The Interpretation and
Application of These Curves

By DONALD GORDON WARD
Technical Instructor, Radio Institute of America



Figure 6

WITH the advent of the vacuum tube in radio communication, there have been written and published a large number of articles upon the operation of the vacuum tube as a detector, as a radio-frequency amplifier, as an audio-frequency amplifier, as an oscillator for the generation of radio frequency currents, and as a modulator or control device in radio telephony and telegraphy. In many of

these articles reference has been made to the operation of these devices from the point of view of their so-called characteristic curves of operation, but in practically all of these articles it has been assumed that the reader of the article was fully able to comprehend the meaning of these curves and how to take them and how to apply them after they were taken. It is to be recognized, however, that the large majority of the

owners of receiving sets would like to know just how their tubes function without the necessity of studying the mathematical formulas used in connection with the operation of the tubes, and would also like to be able to interpret their curves of operation in a simple, non-mathematical manner, and, therefore, the reason for this article.

The subject of the vacuum tube is not one which can be explained in a



Fig. 1




Fig. 2

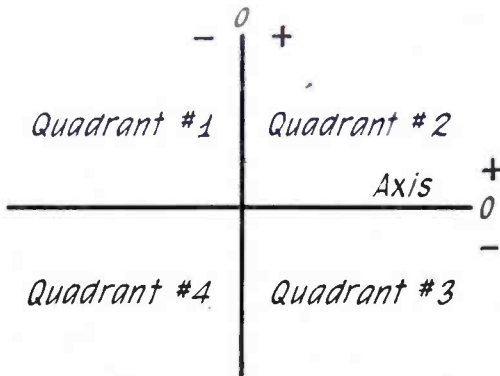


Fig. 4

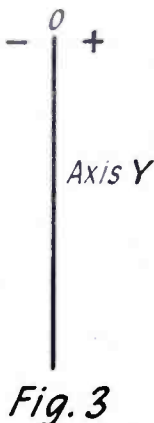


Fig. 3

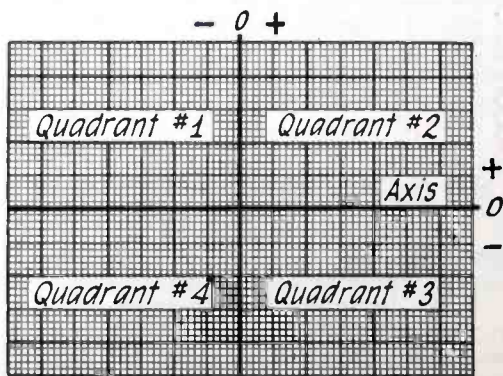


Fig. 5

clear and concise manner in a mere paragraph of a few hundred words, as the tube itself can be employed in numerous functions in radio itself, and also in many other places entirely foreign to the radio art. This article, therefore, will be the first of several which will deal with the operation of the vacuum tube in places which are of interest to the broadcast listener, and the first article will confine itself to the methods of experimentation and determination of the tube curves and to the interpretation and application of these curves after they have been constructed.

The basis for all curves lies upon two axes, the X axis as in figure 1 and the Y axis as in figure 3. All values above the X or horizontal axis are to be taken as positive values, and all values below the X axis are to be taken as negative values, with respect to that axis. Positive values and negative values are merely relative conditions, that is, if one direction is arbitrarily taken as a positive direction the opposite direction is a negative direction. Positive and negative directions, therefore, become absolute directions only when they are taken with reference to some fixed point in a circuit, such as, for example, the plate element of the vacuum tube. In the case of an alternating current, as illustrated in the curve, figure 2 which illustrates one cycle of events in the life of an alternating current, it consists of two parts or alternations, one above the X axis, and, therefore, positive in value, and the other below the X axis, and, therefore, negative in value. The reference, in this case, is to an arbitrary condition which is generally accepted, and that is a condition of no energy in the circuit. In the case of the Y axis, as illustrated in figure 3, all points to the left of this axis are negative, and points to the right of it are positive in value.

If, therefore, we make a combination of these two axes as in figure 4, we have now a basis for connecting two variable conditions together, such as the grid potential in a vacuum tube and the plate current in the same tube, and noting how these two quantities vary in their relationship one to another, therefore, illustrating to us as to just what will happen to one condition when we vary the other: of course, this is provisional upon the fact that the varying of one condition does vary the other, as otherwise there would be no possible manner of connecting them together. This condition is true in the case of the vacuum tube and many other devices, and it is, therefore, possible to construct performance curves of any such devices.

In figure 4, which is divided into four quadrants: Quadrant number 1 contains values which are positive to the X axis, as this quadrant lies above the X axis, and values which are negative to the Y axis, as it lies to the left of the Y axis; quadrant number 2 contains values which are positive to the

as it lies to the right of the Y axis. And, finally, quadrant number 4 contains values which are negative to both the X and Y axes, as it contains values which are to the left of the Y axis, and, therefore, negative with respect to it and, quantities which are below the X axis and which are therefore negative with respect to this axis.

This pair of crossed axes is constructed upon what is known as cross-section paper as illustrated in figure 5, the purpose of this cross sectioning being so that it is possible to assign numerical values to each small section of the paper, thus laying out our numerical values in such distances of separation mechanically as they are separated mathematically. The particular scale to be chosen is a purely

arbitrary problem for each curve to be drawn, and should be chosen so that the spaces are as large as possible, still having the curve entirely on one sheet of paper, as the larger the dimensions of the curve the easier it can be read and the greater the accuracy of our result.

Let us now study the method of finding these curves and constructing them by experimentation. The first piece of apparatus that we shall need will be an instrument that will give us readings of the various quantities that will enter into the make-up of our curve and some method of varying one of these quantities, while we are observing what will happen to any other quantity. Let us, for example, make a test of the value of plate current which would result from a variation of grid potential. This is the commonest of all of the characteristic curves of the vacuum tube and the one which is most commonly used in explanation of the functioning of the tube, either as an amplifier or as a detector, and it will be with this curve that we will deal in the second article of this series in explaining the operation of the vacuum tube as a detector.

The instruments used in making this curve consist of a filament voltmeter, filament ammeter, plate voltmeter, plate milliammeter, and grid voltmeter, as illustrated in figure 6, and it will be connected as per the diagram figure 7. As will be noted in figure 7, a pair of binding posts are included in series with the grid circuit of the tube, in case we wish to employ a meter for measuring the grid current under certain conditions, and for the construction of certain tube curves, but as the grid current under most conditions will be in the order of the micro-ampere or the millionth part of the ampere and as it requires a very delicate and expensive instrument to observe this very

(Turn to page 89)

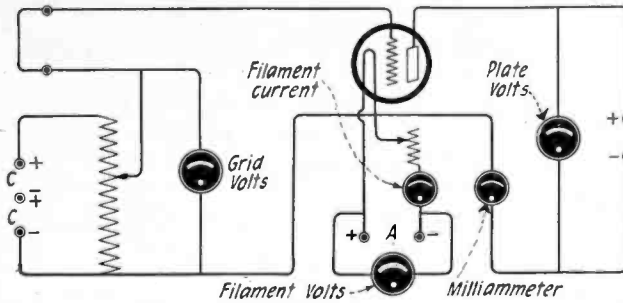


Figure 7

Volts Grid	Plate M. A.
-25	0.10
-20	0.15
-15	0.20
-10	0.25
- 5	0.50
0	1.35
+ 5	2.70
+10	4.40
+15	5.40
+20	5.70
+25	5.75

Figure 8

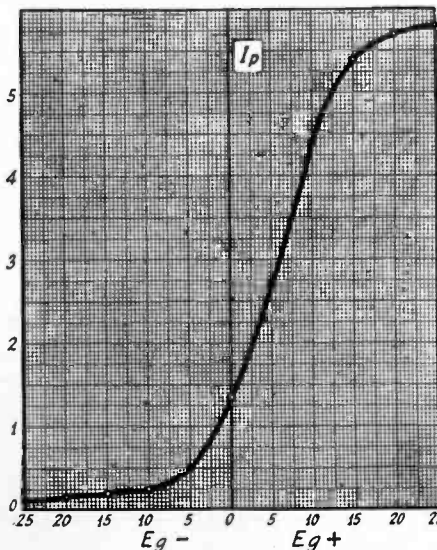


Figure 9

X axis, as it lies above that axis, and also values which are positive to the Y axis, as it lies to the right of that axis; quadrant number 3 contains values which are negative to the X axis, as it lies below that axis, and values which are positive to the Y axis,

FILAMENT CIRCUITS

EXPLAINED

IN THE LIGHT OF THE SIMPLE ELECTRICAL ACTIONS INVOLVED
The First Of Two Articles Treating With Basic Subjects, Basically Presented

By JOHN R. MEAGHER

THE subject of filament circuits has been more or less neglected. This is unfortunate, as the filament circuit plays a very important part in the operation of radio receivers; a part that is usually underestimated and the action of which is not generally known. This situation is very peculiar in view of the fact that only simple electrical actions are involved.

Let us look into the subject and see if it can not be presented in a simple manner.

First, let us see what is meant by "volts" and "ohms" and "amperes."

Voltage is the measure of applied electrical force.

Amperage is the measure of current. Ohmage is the measure of resistance.

We do not have to worry over the value of the volt or the ohm or the ampere—they were selected arbitrarily and mean little to us.

Consider the voltage to be the main one of the three—for on the force of voltage depends the value of current that may be passed through a certain ohmage resistance. If the voltage is kept constant and the resistance changed, the current will change. Or, if the resistance is fixed and the voltage changed, then the current will change. But there is no way of changing the current to make a change in the voltage or the resistance; the current depends upon the other two factors.

With direct current—where the voltage does not vary—a simple relationship exists between the voltage, current and resistance that may be expressed in this way:

The voltage divided by the resistance equals the current rate.

Or, the applied voltage divided by the current equals the value of resistance.

Let us try applying these rules to a few cases. Look at (A) figure 1—Here a battery (or source of force) *V* is connected to a resistance *R*—a direct current ammeter being included in one lead from the battery. We will consider the resistance of the meter and leads as zero.

Assign a value of 6 volts to the bat-

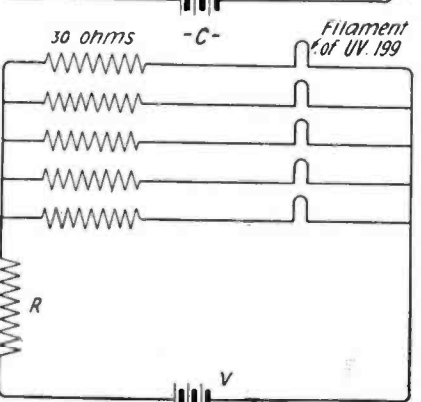
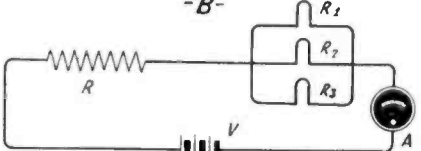
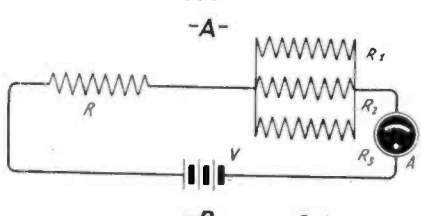
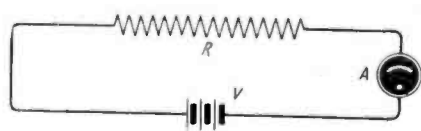


Figure 1

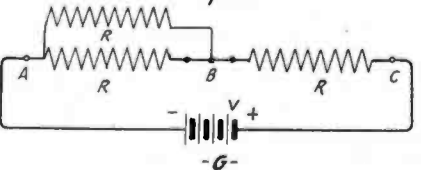
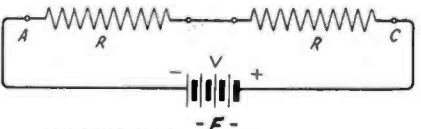


Figure 2

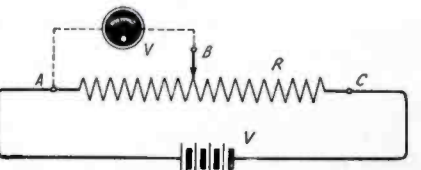


Figure 3

tery; what resistance should *R* have to keep the current at $\frac{1}{2}$ ampere? (From the rules, the voltage divided by the current equals the resistance so $6 \div \frac{1}{2} = 1.2$ ohms.)

Say the voltage is 3; what must the resistance be to keep the current at 10 amperes? ($3 \div 10 = .3$ ohms.)

Let us suppose the voltage is 6 and the resistance 25 ohms; what current will the meter register? Here we know the voltage and the resistance: To find the current. Voltage (6) divided by resistance (25) equals the current, .24 ampere.

Circuits that appear more difficult are apt to mix one up—but really they may all be easily reduced to the simple circuit of (A).

In (B) figure 1, for instance, if the values of *R*₁, *R*₂ and *R*₃ are alike, their total effective resistance will be $\frac{1}{3}$ of any one of them as the conducting area of 3 is just 3 times as great as the area of 1. If *R*₁, *R*₂ and *R*₃ are not alike in resistance, the method of computing their effective resistance is different. The method is purposely omitted here in order to avoid confusion. In radio filament circuits the parallel resistances are usually equal in value. The effective resistance of the three branched or parallel resistances added to the resistance value of *R* gives the total circuit resistance.

Suppose in (C) figure 1, that *R*₁, *R*₂ and *R*₃ are filaments of UV-201A tubes—what is their effective resistance? The resistance of one UV-201A filament, computed from the proper terminal voltage of 5 and the resultant current of .25 ampere, is 20 ohms. Then three in parallel offer a resistance of $20 \div 3$ or about 6.66 ohms.

Now let *V* equal 6 volts with *R*₁, *R*₂ and *R*₃ still representing filaments of UV-201A tubes, the effective resistance of all three being 6.66 ohms. We must permit a current of three-quarters ampere to flow through the circuit as each filament requires one-quarter ampere and three in parallel require three times as much. Knowing the voltage and the desired current we may readily find the proper value of total resistance by dividing the voltage by the current. We find that the total

(Turn to page 56)

BROADCASTING STATION DIRECTORY

The Most Authentic, Up-to-the-Minute List of Stations Broadcasting in the United States, Canada, England, France and Cuba

KDKA	Westinghouse Elec. & Mfg. Co., E. Pittsburgh, Pa.	326	KFJQ	Electric Construction Co., Valley Radio Division, Grand Forks, N. D.	280	KFQM	Texas Highway Bulletin, Austin, Tex.	268
KDFM	Westinghouse Elec. & Mfg. Co., Cleveland, O.	270	KFJR	Ashley C. Dixon & Son, Stevensville, Mont.	258	KFQN	Third Baptist Church, Portland, Ore.	283
KDPT	Southern Electrical Co., San Diego, Calif.	244	KFJV	Le Grande Radio Co., Towanda, Kansas	226	KFQO	Melior Radio Shop, Russell, Kans.	261
KDYL	Newhouse Hotel, Salt Lake City, Utah	360	KFJX	Iowa State Teachers' College, Cedar Falls, Iowa	280	KFQP	George S. Carson, Jr., Iowa City, Iowa	224
KDYM	Savoy Theater, San Diego, Calif.	280	KFJY	Tunwall Radio Co., Fort Dodge, Iowa	246	KFQR	Walter L. Ellis, Oklahoma, Okla.	250
KDYQ	Oregon Institute of Technology, Portland, Ore.	350	KFJZ	Texas National Guard, 112th Cavalry, Fort Worth, Tex.	254	KFQS	Dickenson-Henry Radio Laboratories, Manitou, Colo.	246
KDYW	Smith Hughes & Co., Phoenix, Ariz.	360	KFKA	Colorado State Teachers College, Greeley, Colo.	273	KFTT	Texas National Guard, 36th Signal Company, Denton, Tex.	252
KDZB	Frank E. Siefert, Bakersfield, Calif.	240	KFKB	Brinkley-Jones Hospital Assn., Milford, Kans.	286	KFQU	W. Riker, Holy City, Calif.	234
KDZE	Rhodes Department Store, Seattle, Wash.	270	KFKC	Conway Radio Laboratories, Conway, Ark.	250	KFQV	Omaha Grain Exch., Omaha, Neb.	231
KDZF	Automobile Club of Southern Calif., Los Angeles, Calif.	278	KFKV	F. F. Gray, Butte, Mont.	283	KFQW	Photo Radio and Elect. Shop, North Bend, Wash.	248
KDZR	Bellingham Publishing Co., Bellingham, Wash.	261	KFKX	Westinghouse Elec. & Mfg. Co., Hastings, Neb.	291	KFQX	Alfred M. Hubbard, Seattle, Wash.	233
KFAD	McArthur Bros. Mercantile Co., Phoenix, Ariz.	360	KFKZ	Nassour Bros. Radio Co., Colorado Springs, Colo.	234	KFQY	Farmers State Bank, Belden, Neb.	273
KFAE	State College of Washington, Pullman, Wash.	330	KFLA	Abner H. Willson, Butte, Mont.	283	KFQZ	Taft Radio Co., Hollywood, Calif.	240
KFAF	Western Radio Corp., Denver, Colo.	360	KFLB	Signal Electric Mfg. Co., Menominee Mich.	248	KFR	Marvin S. Olson, Carver, Minn.	240
KFAJ	University of Colorado, Boulder, Colo.	360	KFLD	Paul E. Greenlaw, Franklinton, La.	234	KFRB	Hall Bros., Beville, Texas	248
KFAR	Studio Lighting Service Co., Hollywood, Calif.	280	KFLE	National Educational Service, Denver, Colo.	268	KFRS	Radcliff Studio, San Francisco, Calif.	280
KFAW	The Radio Den, Santa Ana, Calif.	268	KFLG	Bizzell Radio Shop, Little Rock, Ark.	261	KFRE	The Radio Shop, Gratton, N. D.	248
KFAY	Virgin's Radio Service, Medford, Ore.	283	KFLH	Korber Wireless Station, Albuquerque, N. Mexico	248	KFRF	W. H. Brown, Alexandria, La.	248
KFBB	F. A. Buttrely & Co., Havre, Mont.	360	KFLI	Ilo Grande Radio Supply House, San Benito, Tex.	236	KFRG	Cleveland High School, St. Louis, Mo.	240
KFBC	W. K. Azbill, San Diego, Calif.	278	KFLV	Swedish Evangelical Mission Church, Rockford, Ill.	229	KFRH	W. H. Brown, Alexandria, La.	248
KFBE	Reuben H. Horn, San Luis Obispo, Calif.	360	KFLW	Missoula Elect. Co., Missoula, Mont.	234	KHJ	Times-Mirror Co., Los Angeles, Calif.	395
KFBG	First Presbyterian Church, Tacoma, Wash.	360	KFLX	George R. Clough, Galveston, Tex.	240	KHQ	Louis Wasmer (Excelsior Radio Supply Co.), Seattle, Wash.	360
KFBK	Kimball-Upton Co., Sacramento, Calif.	283	KFLY	Fargo Radio Supply Co., Fargo, N. Dak.	231	KJQ	C. O. Gould, Stockton, Calif.	273
KFBL	Leese Bros., Everett, Wash.	224	KFLZ	Atlantic Automobile Co., Atlantic, Iowa	273	KJR	Northwest Radio Service Co., Seattle, Wash.	283
KFBS	Trinidad Gas & Electric Supply Co. and The Chronicle News, Trinidad, Colo.	280	KFMB	Christian Churches of Little Rock, Little Rock, Ark.	254	KJS	Bible Inst. of Los Angeles, Los Angeles, Calif.	360
KFBW	The Cathedral, Laramie, Wyo.	238	KFMQ	University of Arkansas, Fayetteville, Ark.	263	KLS	Warner Brothers Radio Supplies Co., Oakland, Calif.	360
KFCB	Nielsen Radio Supply Co., Phoenix, Ariz.	238	KFMR	Morningside College, Sioux City, Iowa	261	KLX	Tribune Publishing Co., Oakland, Calif.	509
KFCF	Frank A. Moore, Walla Walla, Wash.	360	KFMT	George W. Young, Minneapolis, Minn.	231	KLZ	Reynolds Radio Co., Denver, Colo.	283
KFCG	Elect. Service Station, Billings, Mont.	360	KFMW	M. G. Sateren, Houghton, Mich.	226	KMJ	San Joaquin Light & Power Corp., Fresno, Calif.	248
KFCL	Leslie E. Rice, Los Angeles, Calif.	236	KFMX	Carleton College, Northfield, Minn.	293	KMK	Love Electric Co., Tacoma, Wash.	360
KFCM	Richmond Radio Shop, Richmond, Calif.	244	KFNF	Henry Field Seed Co., Shenandoah, Iowa	266	KML	Walter Heinrich, Kuskokum, Alaska	263
KFCP	Ralph W. Flygare, Ogden, Utah	360	KFNG	Wooten's Radio Shop, Coldwater, Miss.	254	KMN	Electric Light & Power Co., Honolulu, Hawaii	263
KFCV	Fred Mahaffey, Jr., Houston, Tex.	360	KFNJ	Warrensburg Electric Shop, Warrensburg, Mo.	234	KMO	Electric Light & Power Co., Honolulu, Hawaii	263
KFCZ	Omaha Central High School, Omaha, Neb.	258	KFNK	Radio Broadcast Assn., Paso Robles, Calif.	240	KMP	Electric Light & Power Co., Honolulu, Hawaii	263
KFDD	St. Michael's Cathedral, Boise, Idaho	252	KFNL	L. A. Drake, Santa Rosa, Calif.	234	KMQ	Electric Light & Power Co., Honolulu, Hawaii	263
KFDE	University of Arizona, Tucson, Ariz.	268	KFNV	Montana Phonograph Co., Helena, Mont.	261	KMR	Electric Light & Power Co., Honolulu, Hawaii	263
KFDJ	Oregon Agricultural College, Corvallis, Ore.	360	KFNW	Royal Radio Co., Burlingame, Calif.	231	KMS	Electric Light & Power Co., Honolulu, Hawaii	263
KFDL	Knight Campbell Music Co., Denver, Colo.	226	KFOA	Rhodes Co., Seattle, Wash.	455	KMT	Electric Light & Power Co., Honolulu, Hawaii	263
KFDX	First Baptist Church, Shreveport, La.	360	KFOC	First Christian Church, Whittier, Calif.	236	KMU	Electric Light & Power Co., Honolulu, Hawaii	263
KFDY	South Dakota State College of Agriculture, Brookings, S. D.	273	KFOD	The Radio Shop, Walaee, Idaho	234	KMV	Electric Light & Power Co., Honolulu, Hawaii	263
KFDC	Harry O. Iverson, Minneapolis, Minn.	231	KFOE	Kohrer Elec. Co., Marshfield, Ore.	240	KMW	Electric Light & Power Co., Honolulu, Hawaii	263
KFDE	Melior & Frank Co., Portland, Ore.	248	KFOF	Moberly High School Radio Club, Moberly, Mo.	246	KMX	Electric Light & Power Co., Honolulu, Hawaii	263
KFDF	Guy Gresson, Tacoma, Wash.	360	KFOG	Leslie M. Schafbuch, Marengo, Iowa	234	KMY	Electric Light & Power Co., Honolulu, Hawaii	263
KFEL	Winnier Radio Corp., Denver, Colo.	254	KFOH	Echophone Radio Shop, Long Beach, Calif.	234	KMZ	Electric Light & Power Co., Honolulu, Hawaii	263
KFEQ	Scroggin & Co. Bank, Oak, Neb.	268	KFOI	David Day Saints University, Salt Lake City, Utah	261	KNA	Electric Light & Power Co., Honolulu, Hawaii	263
KFER	Auto Electric Service Co., Fort Dodge, Iowa	231	KFOJ	Ora W. Chancellor, Galveston, Tex.	240	KNB	Electric Light & Power Co., Honolulu, Hawaii	263
KFEY	August Seminary, Minneapolis, Minn.	261	KFOK	David City Tire & Elec. Co., David City, Neb.	226	KNC	Electric Light & Power Co., Honolulu, Hawaii	263
KFFB	Bunker Hill & Sullivan Mining & Concentrating Co., Kellogg, Idaho	360	KFOL	Leslie M. Schafbuch, Marengo, Iowa	234	KND	Electric Light & Power Co., Honolulu, Hawaii	263
KFFC	Jenkins Furniture Co., Boise, Idaho	360	KFOM	Letter Day Saints University, Salt Lake City, Utah	261	KNE	Electric Light & Power Co., Honolulu, Hawaii	263
KFFD	Eastern Oregon Radio Co., Pendleton, Ore.	360	KFON	Ora W. Chancellor, Galveston, Tex.	240	KNF	Electric Light & Power Co., Honolulu, Hawaii	263
KFFE	First Baptist Church, Moberly, Mo.	266	KFOO	David City Tire & Elec. Co., David City, Neb.	226	KNG	Electric Light & Power Co., Honolulu, Hawaii	263
KFFG	Nevada State Journal, Sparks, Nev.	226	KFOP	David Elect. Corp., Sioux City, Iowa	234	KNH	Electric Light & Power Co., Honolulu, Hawaii	263
KFFH	Graceland College, Lamoni, Iowa	360	KFOQ	Technical High School, Omaha, Neb.	248	KNI	Electric Light & Power Co., Honolulu, Hawaii	263
KFFI	Pineus & Murphey, Alexandria, La.	275	KFOV	Beacon Radio Service, St. Paul, Minn.	238	KNJ	Electric Light & Power Co., Honolulu, Hawaii	263
KFFJ	Louisiana State University, Baton Rouge, La.	254	KFOX	Leon Hudson Real Estate Co., Fort Smith, Ark.	233	KNK	Electric Light & Power Co., Honolulu, Hawaii	263
KFFK	Chickasha Radio & Electric Co., Chickasha, Okla.	248	KFOY	Edwin J. Brown, Seattle, Wash.	224	KNL	Electric Light & Power Co., Honolulu, Hawaii	263
KFFL	Leland Stanford Junior University, Stanford University, Calif.	273	KFPB	Garretson & Dennis, Los Angeles, Calif.	238	KNM	Electric Light & Power Co., Honolulu, Hawaii	263
KFFM	Snell & Irby, Arlington, Ore.	234	KFPD	Harold C. Mailander, Salt Lake City, Utah	242	KNO	Electric Light & Power Co., Honolulu, Hawaii	263
KFFN	Crory Hardware Co., Boone, Iowa	226	KFPE	C. C. Baxter, Dublin, Tex.	242	KNP	Electric Light & Power Co., Honolulu, Hawaii	263
KFFO	First Presbyterian Church, Orange, Tex.	250	KFPF	New Furniture Co., Greenville, Tex.	242	KNQ	Electric Light & Power Co., Honolulu, Hawaii	263
KFFP	Emmanuel Missionary College, Berrien Springs, Mich.	268	KFPN	Missouri National Guard, 70th Infantry Brigade, Jefferson City, Mo.	242	KNR	Electric Light & Power Co., Honolulu, Hawaii	263
KFFQ	Western State College of Colo., Gunnison, Colo.	226	KFPO	Colorado National Guard, 45th Divisional Tank Co., Denver, Colo.	231	KNS	Electric Light & Power Co., Honolulu, Hawaii	263
KFFR	Utah Electric Shop Co., St. Joseph, Mo.	261	KFPP	G. & G. Radio & Electric Shop, Olympia, Wash.	236	KNT	Electric Light & Power Co., Honolulu, Hawaii	263
KFFS	Ambrose A. McCue, Neah Bay, Wis.	360	KFPR	Los Angeles County Forestry Department, Los Angeles, Calif.	231	KNU	Electric Light & Power Co., Honolulu, Hawaii	263
KFFG	Fallon & Co., Santa Barbara, Calif.	261	KFPT	Cope & Johnson, Salt Lake City, Utah	268	KNV	Electric Light & Power Co., Honolulu, Hawaii	263
KFFH	Star Electric & Radio Co., Seattle, Wash.	240	KFPU	Heintz & Kohlmoos, San Francisco, Calif.	238	KNW	Electric Light & Power Co., Honolulu, Hawaii	263
KFFI	FHSR, Clifton, N. J.	275	KFPV	St. Johns Church, Cartersville, Mo.	268	KNX	Electric Light & Power Co., Honolulu, Hawaii	263
KFFJ	Earle C. Anthony (Inc.), Los Angeles, Calif.	469	KFPW	First Presbyterian Church, Pine Bluff, Ark.	242	KNY	Electric Light & Power Co., Honolulu, Hawaii	263
KFFK	Benson Polytechnic Institute, Portland, Ore.	360	KFPX	Symons Investment Co., Spokane, Wash.	283	KOB	Electric Light & Power Co., Honolulu, Hawaii	263
KFFL	North Central High School, Spokane, Wash.	252	KFPY	The Principia, St. Louis, Mo.	261	KOC	Electric Light & Power Co., Honolulu, Hawaii	263
KFFM	First Methodist Church, Yakima, Wash.	242	KFQA	Searchlight Publishing Co., Fort Worth, Tex.	254	KOD	Electric Light & Power Co., Honolulu, Hawaii	263
KFFN	Alaska Elec. Light & Power Co., Juneau, Alaska	226	KFQB	Kidd Brothers Radio Shop, Taft, Calif.	227	KOE	Electric Light & Power Co., Honolulu, Hawaii	263
KFFO	Reorganized Church of Jesus Christ of Latter Day Saints, Independence, Mo.	240	KFQC	Chorvin Supply Co., Anchorage, Alaska	280	KOF	Electric Light & Power Co., Honolulu, Hawaii	263
KFFP	Daily Commonwealth and Oscar A. Hugsman, Fond du Lac, Wis.	278	KFQD	Dickenson-Henry Radio Laboratories, Colorado Springs, Colo.	224	KOG	Electric Light & Power Co., Honolulu, Hawaii	263
KFFQ	Marshall Electric Co., Marshalltown, Iowa	243	KFQE	Donald A. Boulton, Minneapolis, Minn.	224	KOH	Electric Light & Power Co., Honolulu, Hawaii	263
KFFR	Seattle Post Intelligencer, Seattle, Wash.	270	KFQF	Rohrer Elec. Co., Marshfield, Ore.	240	KOI	Electric Light & Power Co., Honolulu, Hawaii	263
KFFS	National Radio Mfg. Co., Oklahoma, Okla.	252	KFQG	Southern California Radio Assn., Los Angeles, Calif.	226	KOJ	Electric Light & Power Co., Honolulu, Hawaii	263
KFFG	Liberty Theater, Astoria, Ore.	252	KFQH	Radio Service Co., Burlingame, Calif.	231	KOK	Electric Light & Power Co., Honolulu, Hawaii	263
KFFH	KFJ, Delano Radio & Electric Co., Blislow, Okla.	233	KFQI	Thomas H. Ince Corp., Culter City, Calif.	234	KOL	Electric Light & Power Co., Honolulu, Hawaii	263
KFFI	Hardsaeg Mfg. Co., Ottumwa, Iowa	242	KFQJ	Harbour-Longmire Co., Oklahoma, Okla.	236	KOM	Electric Light & Power Co., Honolulu, Hawaii	263
KFFJ	University of North Dakota, Grand Forks, N. D.	280	KFQK	Democrat Leader, Fayette, Mo.	236	KON	Electric Light & Power Co., Honolulu, Hawaii	263
KFFK			KFQL	Oklahoma Free State Fair Assn., Muskogee, Okla.	252	KOO	Electric Light & Power Co., Honolulu, Hawaii	263
KFFL						KOP	Electric Light & Power Co., Honolulu, Hawaii	263
KFFM						KOQ	Electric Light & Power Co., Honolulu, Hawaii	263
KFFN						KOR	Electric Light & Power Co., Honolulu, Hawaii	263
KFFO						KOS	Electric Light & Power Co., Honolulu, Hawaii	263
KFFP						KOT	Electric Light & Power Co., Honolulu, Hawaii	263
KFFQ						KOU	Electric Light & Power Co., Honolulu, Hawaii	263
KFFR						KOV	Electric Light & Power Co., Honolulu, Hawaii	263
KFFS						KOW	Electric Light & Power Co., Honolulu, Hawaii	263
KFFG						KOX	Electric Light & Power Co., Honolulu, Hawaii	263
KFFH						KOY	Electric Light & Power Co., Honolulu, Hawaii	263
KFFI						KOZ	Electric Light & Power Co., Honolulu, Hawaii	263
KFFJ						KPA	Electric Light & Power Co., Honolulu, Hawaii	263
KFFK						KPB	Electric Light & Power Co., Honolulu, Hawaii	263
KFFL						KPC	Electric Light & Power Co., Honolulu, Hawaii	263
KFFM						KPD	Electric Light & Power Co., Honolulu, Hawaii	263
KFFN						KPE	Electric Light & Power Co., Honolulu, Hawaii	263
KFFO						KPF	Electric Light & Power Co., Honolulu, Hawaii	263
KFFP						KPG	Electric Light & Power Co., Honolulu, Hawaii	263
KFFQ						KPH	Electric Light & Power Co., Honolulu, Hawaii	263
KFFR						KPI	Electric Light & Power Co., Honolulu, Hawaii	263
KFFS						KPJ	Electric Light & Power Co., Honolulu, Hawaii	263
KFFG						KPK	Electric Light & Power Co., Honolulu, Hawaii	263
KFFH						KPL	Electric Light & Power Co., Honolulu, Hawaii	263
KFFI						KPM	Electric Light & Power Co., Honolulu, Hawaii	263
KFFJ						KPN	Electric Light & Power Co., Honolulu, Hawaii	263
KFFK						KPO	Electric Light & Power Co., Honolulu, Hawaii	263
KFFL						KPP	Electric Light & Power Co., Honolulu, Hawaii	263
KFFM						KPQ	Electric Light & Power Co., Honolulu, Hawaii	263
KFFN						KPR	Electric Light & Power Co., Honolulu, Hawaii	263
KFFO						KPS	Electric Light & Power Co., Honolulu, Hawaii	263
KFFP						KPT	Electric Light & Power Co., Honolulu, Hawaii	263
KFFQ						KPU	Electric Light & Power Co., Honolulu, Hawaii	263
KFFR						KPV	Electric Light & Power Co., Honolulu, Hawaii	263
KFFS						KPW	Electric Light & Power Co., Honolulu, Hawaii	263
KFFG						KPX	Electric Light & Power Co., Honolulu, Hawaii	263
KFFH						KPY	Electric Light & Power Co., Honolulu, Hawaii	263
KFFI						KPZ	Electric Light & Power Co., Honolulu, Hawaii	263
KFFJ						KQA	Electric Light & Power Co., Honolulu, Hawaii	263
KFFK						KQB	Electric Light & Power Co., Honolulu, Hawaii	263
KFFL						KQC	Electric Light & Power Co., Honolulu, Hawaii	263
KFFM						KQD	Electric Light & Power Co., Honolulu, Hawaii	263
KFFN						KQE	Electric Light & Power Co., Honolulu, Hawaii	263
KFFO						KQF	Electric Light & Power Co., Honolulu, Hawaii	263
KFFP						KQG	Electric Light & Power Co., Honolulu, Hawaii	263
KFFQ						KQH	Electric Light & Power Co., Honolulu, Hawaii	263
KFFR						KQI	Electric Light & Power Co., Honolulu, Hawaii	263
KFFS						KQJ	Electric Light & Power Co., Honolulu, Hawaii	263
KFFG						KQK	Electric Light & Power Co., Honolulu, Hawaii	263</

WBZ	Southern Radio Corporation	Charlotte, N. C.	360
WBZ	Westinghouse Elec. & Mfg. Co.	St. Louis, Mo.	337
WCAD	St. Lawrence University	Canton, N. Y.	280
WCAD	Kaufmann & Haer Co.	Pittsburgh, Pa.	462
WCAD	Clyburn Hamall	New Orleans, La.	286
WCAD	Entirely Electric Co.	Columbus, Ohio	266
WCAD	Menasha Wesleyan University	University Place, Nebr.	283
WCAL	Alfred P. Daniel	Houston, Tex.	263
WCAL	St. Olaf College	Northfield, Minn.	360
WCAD	Sanders & Co.	Baltimore, Md.	360
WCAP	Chesapeake & Potomac Telephone	Washington, D. C.	469
WCAR	Southern Radio Corporation	San Antonio, Tex.	360
WCAS	William Hood Dunwoody Industrial Institute	Minneapolis, Minn.	280
WCAT	South Dakota State School of Mines	Rapid City, S. Dak.	240
WCAU	Durham & Co.	Philadelphia, Pa.	286
WCAV	J. C. Dice Electric Co.	Lititz, Pa.	360
WCAV	University of Vermont	Burlington, Vt.	360
WCAV	Milwaukee Civic Broadcasting Station	Milwaukee, Wis.	266
WCAZ	Carlisle College	Carlisle, Ill.	246
WCBA	Charles W. Helme	Ann Arbor, Mich.	280
WCBA	University of Michigan	Ann Arbor, Mich.	280
WCBB	Wilbur G. Voliva	Zion, Ill.	345
WCBE	Union Radio Co.	New Orleans, La.	263
WCBE	Paul J. Miller	Pittsburgh, Pa.	236
WCBE	Howard S. Williams	Oxford, Miss.	242
WCBE	University of Mississippi	Oxford, Miss.	242
WCBE	Nicol, Duncan & Rusli	Bemis, Tenn.	240
WCBE	J. C. Mass	Jennings, La.	244
WCBE	E. Kiefer & Hall	St. Petersburg, Fla.	266
WCBL	Northern Radio Mfg. Co.	Baltimore, Md.	229
WCBL	Charles Schwarz	Baltimore, Md.	229
WCBL	James P. Hoand, Lieut. U. S. A.	Fort Benjamin Harrison, Ind.	266
WCBO	Radio Shop, Inc.	Memphis, Tenn.	236
WCBO	First Baptist Church	Providence, R. I.	280
WCBO	Charles H. Messier	Providence, R. I.	280
WCBO	Clark University	Worcester, Mass.	238
WCBU	Arnold Wireless Supply Co.	Arnold, Pa.	254
WCBU	Tulsa Radio Club	Tulsa, Okla.	252
WCBU	George P. Rankin, Jr., and Milton	Alacon, Ga.	226
WCBW	Radio Shop of Newark	Newark, N. J.	233
WCBW	Forbes Electrical Shop	Buck Hill Falls, Pa.	268
WCBW	Coppelthor Bros. Music House	Chicago Heights, Ill.	248
WCDD	Gold Medal Radio Sta., St. Paul and Minneapolis	St. Louis, Mo.	360
WCDD	Strix-Bier & Fuller Dry Goods Co.	St. Louis, Mo.	360
WCDD	Detroit Free Press	Detroit, Mich.	517
WCDE	Tampa Daily Times	Tampa, Fla.	360
WCDE	Kansas City Star	Kansas City, Mo.	283
WCDE	J. Laurance Martin	Amarihill, Tex.	283
WCDE	Trinity Methodist Church (South)	El Paso, Tex.	268
WCDE	Lit. Brothers	Philadelphia, Pa.	395
WCDE	Sam Walter's Radio Shop	Worcester, Mass.	360
WCDE	Stouren & Kilburn	New Bedford, Mass.	244
WCDE	Radio Equipment Corporation	Fargo, N. Dak.	244
WCDE	A. H. Walte & Co.	Taunton, Mass.	229
WCDE	Kirk, Johnson & Co.	Launcester, Pa.	258
WCDE	Herman B. Johns	Marlinsburg, Va.	268
WCDE	Robert G. Phillips	Dayton, Ohio	236
WCDE	C. T. Sherer Co.	Worcester, Mass.	268
WCDE	Radio Specialty Co.	St. Petersburg, Fla.	226
WCDE	Richardson-Vinland Elec. Corp.	Roanoke, Va.	229
WCDE	M. F. Broz Furniture, Hardware & Radio Co.	Newark, Ohio	248
WCDE	Maine Electric Light & Power Co.	Bangor, Me.	252
WCDE	Rollins College	Winter Park, Fla.	240
WCDE	Superior State Normal School	Superior, Wis.	261
WCDE	Norton Radio Supply Co.	Salem, N. J.	234
WCDE	Troutman Temple Baptist Church	Dayton, Ohio	256
WCDE	S. M. K. Radio Corp.	Dayton, Ohio	256
WCDE	Taylor's Book Store	Hittlesburg, Miss.	236
WCDE	Somerset Radio Co.	Skowhegan, Me.	258
WCDE	Strand Theater	Fort Wayne, Ind.	258
WCDE	The Radio Den	Columbia, Tenn.	268
WCDE	Oto Baur	Columbia, Tenn.	258
WCDE	North Shore Congregational Church	Chicago, Ill.	258
WCDE	Boy Scouts of America (Uster County Council)	Kingston, N. Y.	233
WCDE	Church of the Covenant	Washington, D. C.	234
WCDE	James L. Bush	Newark, N. J.	236
WCDE	Frank D. Fallain	Flint, Mich.	280
WCDE	American Tel. & Tel. Co.	New York, N. Y.	492
WCDE	Wielita Board of Trade	Wielita, Kans.	280
WCDE	Cornell University	Ithaca, N. Y.	286
WCDE	University of South Dakota	Vermillion, S. Dak.	283
WCDE	Borough of North Plainfield	North Plainfield, N. J.	286
WCDE	Shepard Co.	Providence, R. I.	273
WCDE	Ohio State University	Columbus, Ohio	360
WCDE	Mobile Radio Co.	New York, N. Y.	360
WCDE	Evening News Publishing Co.	Baltimore, Md.	286
WCDE	Davidson Bros. Co.	Sioux City, Iowa	275
WCDE	Iris Theater	Houston, Tex.	360
WCDE	Benson Co.	St. Louis, Mo.	273
WCDE	The Electric Shop	Hingham, Pa.	233
WCDE	Walter C. Bridges	Superior, Wis.	242
WCDE	Electrical Equipment & Service Co.	Anderson, Ind.	246
WCDE	Edgewater Beach Hotel Co.	Chicago, Ill.	370
WCDE	Third Avenue Railway	N. Y. City, N. Y.	360
WCDE	Grand Rapids Radio Co.	Grand Rapids, Mich.	360
WCDE	H. W. Fahrlander	Hamilton, O.	280
WCDE	Spanish Fort Amusement Park	New Orleans, La.	280
WCDE	Tate Radio Co.	Harrisburg, Ill.	280
WCDE	Hussell Electrical Co.	Buffalo, N. Y.	280
WCDE	Dayton Cooperative School	Dayton, O.	280
WCDE	DeLand Music Company	DeLand, Fla.	280
WCDE	Bellott College	Bellott, Wis.	280
WCDE	Edison Elec. Co.	Boston, Mass.	280
WCDE	Huriburt-Still Electrical Co.	Houston, Tex.	263
WCDE	St. Louis University	St. Louis, Mo.	260
WCDE	Dallas News and Dallas Journal	Dallas, Tex.	234
WCDE	Carl F. Wense	Syracuse, N. Y.	234
WCDE	Times Publishing Co.	St. Cloud, Minn.	273
WCDE	Hutchinson Electric Service Co.	Hutchinson, Minn.	286
WCDE	University of Nebraska	Lincoln, Neb.	276
WCDE	Concourse Radio Corp.	N. Y. City, N. Y.	276
WCDE	Galvia Radio Supply Co.	Camden, N. J.	236
WCDE	St. Johns University	Collegeville, Minn.	276
WCDE	Strickland & Clither	Philadelphia, Pa.	395
WCDE	Lancaster Electric Supply & Construction Co.	Lancaster, Pa.	248
WCDE	Cecil E. Lloyd	Pensacola, Fla.	360
WCDE	Yauzee Hotel	Shreveport, La.	252
WCDE	South Bend Tribune	South Bend, Ind.	275
WCDE	American Radio & Research Corp.	Medford Hillside, Mass.	360
WCDE	Thomas F. J. Howlett	Philadelphia, Pa.	360
WCDE	Tribune	Chicago, Ill.	370
WCDE	WGR Federal Tel. & Tel. Co.	Buffalo, N. Y.	319
WCDE	General Electric Co.	Schenectady, N. Y.	380
WCDE	University of Wisconsin	Madison, Wis.	380
WCDE	State University of Iowa	Iowa City, Iowa	380
WCDE	Marquette University	Milwaukee, Wis.	280
WCDE	University of Cincinnati	Cincinnati, Ohio	222
WCDE	Hafer Supply Co.	Joplin, Mo.	283

WHA	Roberts Hardware Co.	Clarksburg, W. Va.	258
WHA	University of Rochester	Rochester, N. Y.	283
WHA	Seaboard	Atlantic City, N. J.	275
WHA	Courier-Journal and Louisville Times	Louisville, Ky.	400
WHA	Wilmington Electrical Specialty Co.	Wilmington, Del.	60
WHA	Rensselaer Polytechnic Institute	Troy, N. Y.	380
WHA	Sweeney School Co.	Kansas City, Mo.	411
WHA	Radlow Co.	Cleveland, Ohio	360
WHA	George Schubel	New York, N. Y.	360
WHA	Bankers Life Co.	Des Moines, Iowa	526
WHA	Art. M. Johnson Garage	Rockford, Ill.	252
WHA	Gasterson Tribune	Rockford, Ill.	252
WHA	Howard R. Miller	Philadelphia, Pa.	254
WHA	Journal-Stockman Co.	Omaha, Nebr.	278
WHA	Chronicle Publishing Co.	Marion, Ind.	226
WHA	Home Electric Co.	Burlington, Iowa	283
WHA	K. & L. Electric Co.	Melroseport, Pa.	234
WHA	Continental Electrical Supply Co.	Washington, D. C.	360
WHA	Gimbel Brothers	Philadelphia, Pa.	509
WHA	American Electric Co.	Lincoln, Nebr.	229
WHA	Johnson's Radio Engineering Laboratories	Waco, Tex.	360
WHA	Norfolk Daily News	Norfolk, Nebr.	283
WHA	Clifford L. Winte	Greentown, Ind.	254
WHA	W. M. Perham	Cedar Rapids, Iowa	268
WHA	Peoria Star	Peoria, Ill.	280
WHA	The Outlet Co.	Providence, R. I.	280
WHA	Pittsburgh Radio Supply House	Pittsburgh, Pa.	286
WHA	Union Trust Co.	Cleveland, Ohio	390
WHA	W. S. Holladay Laboratory	Chicago, Ill.	268
WHA	Denison University	Granville, Ohio	229
WHA	R. C. A.	New York, N. Y.	405
WHA	R. C. A.	New York, N. Y.	455
WHA	H. F. Paar	Cedar Rapids, Iowa	278
WHA	Charles Looff (Crescent Park)	East Providence, R. I.	246
WHA	W. S. Radio Supply Co.	Wichita Falls, Tex.	226
WHA	United Battery Service Co.	Montgomery, Ala.	280
WHA	Dutree W. Flint	Cranston, R. I.	360
WHA	W. A. Corp. of Porto Rico	San Juan, P. R.	360
WHA	Meligan Agricultural College	E. Lansing, Mich.	280
WHA	Laconia Radio Club	New York, N. Y.	354
WHA	Dutree W. Flint	Cranston, R. I.	286
WHA	W. K. Y.	Oklahoma, Okla.	360
WHA	Samuel Woodworth	Syracuse, N. Y.	234
WHA	Nashville Electrical Co.	Tulsa, Okla.	360
WHA	W. V. Jordan	London, Ky.	286
WHA	Arthur E. Schilling	Kalamazoo, Mich.	283
WHA	Putnam Electric Co. (Greenacres community broadcasting station)	Greencastle, Ind.	231
WHA	University of Illinois	Stevens Point, Minn.	360
WHA	Wisconsin Department of Markets	Stevens Point, Wis.	278
WHA	Cears, Roebuck & Co.	Chicago, Ill.	425
WHA	Stearns Radio Corp.	Cincinnati, Ohio	343
WHA	W. H. Meredith	Cazenovia, N. Y.	261
WHA	Round Hills Radio Corp.	Dartmouth, Mass.	360
WHA	General Supply Co.	Lincoln, Neb.	360
WHA	Norton Laboratories	Lockport, N. Y.	273
WHA	Trenton Hardware Co.	Trenton, N. J.	256
WHA	W. H. Radio Station	Columbus, Ohio	286
WHA	Chicago Daily Star	Lourens, N. Y.	448
WHA	Alabama Polytechnic Institute	Auburn, Ala.	250
WHA	Kingshighway Presby. Church	St. Louis, Mo.	280
WHA	Mercer University	Macon, Ga.	261
WHA	Aluminate Appeal	Memphis, Tenn.	500
WHA	Aluminate-Gates Radio Co.	Wilmington, Del.	309
WHA	Doubleday-Hill Electric Co.	Washington, D. C.	360
WHA	Shepard Stores	Boston, Mass.	278
WHA	University of Oklahoma	Norman, Okla.	360
WHA	St. Stephens College	Springfield, Ohio	275
WHA	First Christian Church	Butler, Mo.	231
WHA	Lenning Brothers	Philadelphia, Pa.	286
WHA	Henry Kunzmann	Fort Monroe, Va.	360
WHA	Dakota Radio Apparatus Co.	Yankton, S. Dak.	244
WHA	Wagner Organ Co.	Lima, Ohio	266
WHA	Milford College	Fremont, Nebr.	286
WHA	Toyer Commercial College	Newark, N. J.	360
WHA	Apollon Theater	Belvidere, Ill.	273
WHA	Southern Equipment Co.	San Antonio, Tex.	385
WHA	Ervin Electrical Co.	Parsons, Kans.	258
WHA	James D. Vaughan	Mishawaka, Ind.	360
WHA	Layrdon Mfg. Co.	Lawrenceburg, Tenn.	360
WHA	Boyd M. Hamp	Wilmington, Del.	360
WHA	Pennsylvania National Guard, 112th Infantry	Eric, Pa.	242
WHA	Workmen of the World	Omaha, Nebr.	526
WHA	Franklyn J. Wolf	Trenton, N. J.	240
WHA	Palmer School of Chiropractic	Davenport, Ia.	240
WHA	Iowa State College	Ames, Iowa	360
WHA	John Wanamaker	Philadelphia, Pa.	509
WHA	Western Radio Co.	Kansas City, Mo.	360
WHA	L. H. Berger	Newark, N. J.	405
WHA	Missouri State Marketing Bureau	Jefferson City, Mo.	441
WHA	Pennsylvania State College	State College, Pa.	283
WHA	Jonhinson Radio Co.	Okmulgee, Okla.	360
WHA	Doolittle Radio Corp.	St. Haven, Conn.	268
WHA	North Dakota Agricultural College	Agricultural College, N. Dak.	283
WHA	Avery & Loeb Electric Co.	Columbus, Ohio	286
WHA	Auerbach & Guettel	Topeka, Kans.	275
WHA	Ward Battery & Radio Co.	Beloit, Kans.	236
WHA	Concordia College	Moorehead, Minn.	286
WHA	John R. Koch (Dr.)	Charleston, W. Va.	273
WHA	Ihorae A. Beale, Jr.	Parkesburg, Pa.	360
WHA	Gish Radio Service	Amarihill, Tex.	234
WHA	Moore Radio News Station	Springfield, Va.	275
WHA	Sandusky Register	Sandusky, Ohio	240
WHA	Electrical Equipment Co.	Minnet, Fla.	283
WHA	Seranton Times	Seranton, Pa.	280
WHA	Calvary Baptist Church	New York, N. Y.	360
WHA	West Texas Radio Co. (Abilene Daily Reporter)	Abilene, Tex.	360
WHA	Prince-Walter Co.	Lowell, Mass.	266
WHA	Radio Equipment Co.	Lowell, Mass.	266
WHA	Calumet Rainbow Broadcasting Co.	Chicago, Ill.	448
WHA	The Radio Club	Laporte, Ind.	224
WHA	Northern States Power Co.	St. Croix Falls, Wis.	248
WHA	Black Hawk Electrical Co.	Galesburg, Ill.	244
WHA	St. Louis Radio Service Co.	St. Louis, Mo.	280
WHA	Antioch College	Yellow Springs, Ohio	242
WHA	Avenue Radio Shop	Reading, Pa.	238
WHA	Immanuel Lutheran Church	Gloucester City, N. J.	268
WHA	Radio Corp. of America	Mishawaka, Ind.	360
WHA	Doron Bros. Electrical Co.	Hamilton, Ohio	360
WHA	Union College	Schenectady, N. Y.	360
WHA	University of Illinois	Urbana, Ill.	360
WHA	City of Dallas, Police and Fire Signal Department	Dallas, Tex.	360
WHA	Tarrytown Radio Research Laboratory	Tarrytown, N. Y.	273
WHA	Southeast Missouri State Teachers College	Cape Girardeau, Mo.	360
WHA	Clemson Agricultural Col.	Clemson College, S. C.	360
WHA	J. A. Foster Co.	Providence, R. I.	261
WHA	United States Playing Card Co.	Cincinnati, Ohio	309
WHA	Grove City College	Grove City, Pa.	258

WSAP	Serenth Day Adventist Church	New York, N. Y.	263
WSAR	Doughly & Welch Electrical Co.	Fall River, Mass.	254
WSAU	Camp Marlenfeld	Chesham, N. H.	229
WSAV	Clifford W. Vick Radio Construction Co.	Houston, Tex.	360
WSAY	Irving Austin (Port Chester Chamber of Commerce)	Port Chester, N. Y.	233
WSAZ	Chase Electric Shop	Pomeroy, Ohio	258
WSC	Atlanta Journal	Atlanta, Ga.	429
WSC	Radio Corp. of America	Tuckerton, N. J.	273
WSE	J. & M. Electric Co.	Utica, N. Y.	273
WSE	School of Engineering of Milwaukee	Milwaukee, Wis.	246
WSY	Alabama Power Co.	Birmingham, Ala.	260
WTAB	Fall River Daily Herald Publishing Co.	Fall River, Mass.	266
WTAC	Penn. Traffic Co.	Johnstown, Pa.	275
WTAF	Louis J. Gallo	New Orleans, La.	268
WTAL	Toledo Radio & Electric Co.	Portland, Me.	236
WTAM	Willard Storage Battery Co.	Toledo, Ohio	252
WTAN	Cambridge Radio & Electric Co.	Cambridge, Ill.	242
WTAR	S. H. Van Gorden & Son	Osseo, Wis.	254
WTAS	Charles E. Erbslun	Norfolk, Va.	280
WTAT	Edison Electric Illuminating Co.	Elgin, Ill.	286
WTAV	Rugg Battery & Electric Co.	Tecumseh, Nebr.	242
WTAW	Agricultural & Mechanical College of Texas	College Station, Tex.	280
WTAX	Williams Hardware Co.	Streator, Ill.	231
WTAY	Oak Leaves Broadcasting Station	Chicago, Ill.	483
WTAZ	Thomas J. McGuire	Lambertville, N. J.	283
WTG	Kansas State Agricultural College	Manhattan, Kans.	273
WTL	H. G. Sant Co.	Manhattan, Kans.	273
WWAO	Wright & Wright, Inc.	Philadelphia, Pa.	360
WWI	Michigan College of Mines	Houghton, Mich.	360
WWJ	Ford Motor Co.	Dearborn, Mich.	273
WWL	Detroit News	Detroit, Mich.	517
WWO	Loyola University	New Orleans, La.	280

Canadian Stations

CKLC	Wilkinson Electric Co. Ltd.	Calgary, Alta.	400
CJCO	T. Eaton Co., Ltd.	Toronto, Ont.	410
CJCO	Jack V. Elliot, Ltd.	Hamilton, Ont.	410
CJCO	Chas. G. Hunter	Hamilton, Ont.	410
CHCS	The Hamilton Spectator	London, Ont.	430
CHYC	Northern Electric Co., Ltd.	Montreal, P. Q.	341
CJFC	Marconi W. T. Co. of Can., Ltd.	Montreal, P. Q.	440
CHNC	Dr. G. M. Geldert	Ottawa, Ont.	400
CKCH	Canadian National Railway Society	Toronto, Ont.	350
CJCM	J. L. Philippe Landry	Mont Joli, P. Q.	312
CHXC	J. R. Booth, Jr.	Ottawa, Ont.	435
CHCE	Western Canada Radio Supply	Victoria, B. C.	400
CKY	Manitoba Telephone System	Winnipeg, Man.	450
CKCD	Vancouver Daily Province	Vancouver, B. C.	410
CFCA	Star Publishing & Printing Co.	Toronto, Ont.	410
CFAC	The Calgary Herald	Calgary, Alta.	430
CKAK	La Presse Publishing Co., Ltd.	Montreal, P. Q.	430
CFCH	Ahtitui Paper & Paper Co., Ltd.	Ironquills Falls, Ont.	400

Eveready Heavy Duty "B" Battery, 45 volts. Three Fahnestock clips. Length, 8 3/16 inches; width, 4 7/16 inches; height, 7 3/16 inches; weight, 13 3/4 pounds. Price \$4.75.



Dry "B" Batteries are more economical and more dependable than any other source of plate current!

REDUCE Operating Costs

THOUSANDS of people are already cutting their "B" Battery costs one-half, or even two-thirds, by using the new Eveready "B" Battery No. 770 on their heavy drain sets.

This new Eveready Heavy Duty Battery marks a marvelous advance in reducing "B" Battery costs.

If your "B" Batteries have lasted only two months on a five or six tube receiver, this Eveready Heavy Duty "B" Battery will increase the service two to three times.

Use this Eveready Heavy Duty "B" Battery on any receiving set on which the "B" Batteries last less than four months. When thus used to its full capacity, it is the cheapest as well as the best source of "B" energy ever offered.

Manufactured and guaranteed by
NATIONAL CARBON COMPANY, INC.
Headquarters for Radio Battery Information
 New York San Francisco
 Canadian National Carbon Co., Limited, Toronto, Ontario

EVEREADY
Radio Batteries
-they last longer

"Quality Goods for Quality Readers"

The MOZART Baby GRAND Radio Reproducer



A Perfect Radio Xmas Gift

You, of course, desire to give the best you can afford and if any Mozart product comes within your price limit, you will always have the satisfaction of knowing you gave the best. You will enter into a little of what we enjoy from day to day, as we continue to receive entirely unsolicited appreciations like the following:

"Baby Grand received, and, saying that I was surprised is putting it very mild. Due to low B battery voltage, a \$25.00 speaker would not work, so hooked up the Mozart on a one tube Auto-Plex, and secured KDKA, WBZ, WGY and several others with volume enough to fill the room. I then hooked it up to a two tube Crosley, securing more volume with very satisfactory results.

"This is not a fair trial, as none of the B batteries registered over 16 volts, and to be exact, they were as follows: 16-16-15-14. Will say the tone was exceptional, very little distortion, if any, volume wonderful, and, will simply say that none of your claims are exaggerated, but are very modest and conservative.

"You have a product worthy of consideration, and the best all round speaker I have tried out and I feel you are due this letter of appreciation, which you may use as the quality of your product deserves it.

(Signed) R. S. TILDEN

(Atlantic Coast Line Railway Co.) Maysville, No. Car."

PRICES

(No extra batteries required.)

Reproducer, Complete.	\$12.00
Model A, approx. 12" bell, black and gold crocodile finish, gold plated unit.	12.00
Model B, approx. 12" bell, heavily coated all black satin finish, gold plated.	10.00
Model C, approx. 11" bell, black satin finish, nickel plated unit.	4.00
Electro-Magnetic unit, with cord, nickel plated (fits almost any horn or phonograph).	5.00
As above, gold plated.	6.00
Mozart Special Headset.	

Orders.

Transportation.

Guarantee.

If your dealer cannot supply, order direct.

Single shipments, strictly F.O.B., factory. Free on two or more orders for each item.

C.W.O. or C.O.D. when order accompanied by small deposit.

One year from date of purchase or money back in ten days.

THE MOZART GRAND CO.

Manufacturers of Fine Instruments

NEWARK, NEW JERSEY

U. S. A.

Filament Circuits

(Continued from page 52)

resistance should equal 8 ohms. As the tubes already offer 6.66 ohms, the rheostat R should have a resistance of about 1.33 ohms.

Another and more common method of finding the value of R for the conditions outlined above, is to say that since the proper voltage across the filaments is 5 and the battery voltage 6, then the voltage across the resistance R must be 1. Assuming this to be true and that the current through the circuit is three-quarters ampere, then the resistance value of R will equal the voltage divided by the current, or $1 \div \frac{3}{4}$ which equals 1.33 ohms, the value of R.

A list of the proper values of fixed resistances for use with different tubes on different voltages is given here. The values are not exact but they will serve as further examples of the rules.

Tube	Batt. Resistance Current		
	Voltage	Resistance	Current
UV-201A	6.0	6.0	.23
UV-201A	4.5	0.	.22
UV-201A	4.0	0.	.20
WD-12 } or 11	1.5	2.0	.23
WD-12 }	2.0	4.1	.23
UV-199	3.0	0.	.06
UV-199	4.0	18.0	.06
UV-199	4.5	30.0	.06
UV-199	6.0	55.0	.06
UV-201	6.0	1.5	.92

(Representing 1, 2 and 3 storage cells and 1, 2, 3, and 4 dry cells.)

In multi-tube filament circuits, remember that only filaments of like voltage requirements can be connected in parallel for regulation with a common rheostat.

An interesting case was brought up some time ago by a man who had a five-tube receiver with separate 30-ohm rheostats. He wished to use UV-199s and a 6-volt battery, and he wanted to know what size resistance he should use in series with the battery to keep the current at the proper value.

One way of arriving at the solution is as follows: He had a 6-volt battery and five parallel circuits each consisting of a UV-199 filament and a 30-ohm rheostat as shown in (D) figure 1. The resistance of each UV-199 filament—computed from the proper filament terminal voltage of 3 and the resultant current of .06 ampere—is 50 ohms, so each circuit has a resistance of 80 ohms, when the rheostats are set at maximum. Five such circuits in parallel have an effective resistance of $80 \div 5$ or 16 ohms. The total current through the entire five circuits is .3 ampere—the current through one circuit, .06 ampere multiplied by 5.

What resistance is required to restrict the current from a 6-volt bat-

(Turn to page 58)



**Model S
Audiophone, \$25**

Rubber Horn 14½" diameter. Velvet mat finish of mottled bronze and gold; classic base.



**Both Must Be
Musical Instruments**

If you are to enjoy the rich resonance of an old Cremona violin, your loud speaker must also be a true *musical* instrument. So designed and powered as to respond as faithfully to the inspiring crescendos of a Wagner opera as to the whispers of a Moonlight Sonata.

The new Bristol AUDIOPHONE does that. With its joyous, open-throated rubber horn, and its finely adjusted tone mechanism, it is on a musical plane with the noblest instrument or voice at your favorite station.

In addition to Model S, shown here, the Bristol line includes Model J, \$20; Baby Grand, \$15, and the "Baby" at \$12.50. Send for Bulletin 3011 and 3017-V, mentioning name of your dealer.

THE BRISTOL COMPANY
WATERBURY, CONN.

**BRISTOL
AUDIOPHONE**

TRADE MARK REG. U. S. PAT. OFFICE

LOUD SPEAKER

"Quality Goods for Quality Readers"

FILTER YOUR RADIO PROGRAMS

with a

B-T LIFETIME CONDENSER

You wouldn't drink impure water! Then why be satisfied with a jumble of stations when a B-T Lifetime Condenser will filter your reception and give you—

**GREATER SELECTIVITY
LONGER DISTANCE
STRONGER SIGNALS
EASIER TUNING**


The B-T plate shape spaces the stations uniformly over the dials instead of bunching them at the lower end. Each wave length has its own particular channel.

Plate alignment is not disturbed when you adjust for wear or friction—the B-T 2-step, thrust type, lubricated bearing takes care of that.

Losses are too low to be measured. The appearance is attractive—the workmanship beautiful. No wonder everyone says, "Good for a Lifetime."


The same simplicity and efficiency characterizes the B-T Low Loss Tuner. Both types have the improved B-T windings, skeleton frame and adjustable untuned primary that insure low losses and unusual selectivity.

Place your order for these B-T parts with your dealer today and get the best out of your set.



B-T Low Loss Tuners
(Ranges covered with a type 11-L Lifetime Condenser.)
Type B 200 to 565 \$5.00
Type SW 50 to 150 \$5.00

B-T Lifetime Condenser			
Type	Plates	M.M.F.	Price
7-L	7	125	\$4.25
11-L	13	250	\$4.50
23-L	23	500	\$5.00
35-L	35	750	\$6.50



Filament Circuits

(Continued from page 56)

tery to .3 ampere? The voltage (6) divided by the current (.3) equals 20 ohms. The five parallel circuits already offer 16 ohms so the rheostat R should be 20-16 or 4 ohms.

If all the rheostats were cut out, the resistance of each circuit would be 50 ohms and of the five in parallel, $50 \div 5$ or 10 ohms. Then R would have to be 20-10 or 10 ohms.

This finishes the section on filament circuits; the information given above will enable us to consider potentiometer action and grid biasing!

The next article by John R. Meagher deals with Potentiometers and their relation to Filament Circuits. It will be well to preserve Filament Circuits until you receive your next—the January Issue of THE WIRELESS AGE.

Information Desk

Mr. J. H. Burk, an enthusiastic reader of THE WIRELESS AGE, built for himself a D-Coil receiver after the description in the June and October issues. The following telegram is self-explanatory:

FA 548 17 Collect Nite
Oakland California 22
1924 Oct 22 PM 5:45

J H Burk

5610 Seventh Avenue Brooklyn N Y

Glad to confirm your reception of Hotel St Frances dance orchestra playing in garden room October twentieth KGO

Didn't we tell you that it was a good set? Brooklyn to Oakland, 3,000 miles! Mr. Burk reports dancing to KGO's orchestra for two hours steadily.

J. L. Menton—Will you explain to a small group of puzzled B.C.L.'s the effect and operation of the grid leak and grid condenser in a detector tube circuit?


In order to explain simply how the grid condenser and leak perform in a detector circuit it is first necessary to know the action of the grid in the tube. By varying the potential applied to the grid of the tube a homologous variation in plate current results. That is—the flow of electrons from filament to plate and the consequent flow of current from plate to filament is either increased or decreased, hampered or helped by the polarity of the charge on the grid. As the grid becomes positive the plate to filament current increases and as the grid becomes negative the plate-to-filament current is reduced. This action is similar to the old pump handle. There is a portion of a tube's characteristic curve at which that tube functions best. To keep the tubes working at this point in an audio frequency amplifier, negative C-batteries are used. To keep the detector tube at this same state, a condenser is used. The grid derives its polarity from the A-battery when no condenser nor C-battery is used. If the return lead from the grid is brought to the positive A-battery then a positive charge accumulates on the plates of the condenser toward the

The 6th edition of "Better Tuning," a profusely illustrated booklet of hook-ups, construction and general information is now ready. Send 10 cents for a postpaid copy. If it isn't worth more we'll return your money.

BREMER-TULLY MFG. CO.

"Pioneers of Better Tuning"

532 S. CANAL ST. CHICAGO, ILL.



8, 20 or 30 ohms
\$1.75

In Canada—Carter Radio Co., Ltd.—Toronto.

Carter Radio Co.
1802 REPUBLIC BUILDING
CHICAGO

CARTER New Vernier Control Rheostat

No trick adjustments. CARTER original vernier control gives vernier throughout the entire resistance with but one operation and one knob.

Smooth in operation. No jerking or scraping. No noise—or lost motion. Pigtail connection. Wide spaced solder terminals with binding post connection. Mounts like jack. Knob and pointer one.

Any dealer can supply. Insist on the original.

"Quality Goods for Quality Readers"

The Handsomest Cabinet You Have Ever Seen



HERE is the handsomest Radio cabinet you have ever seen—a cabinet so different it's startling.

The Jewett Parkay takes its name from the elaborate parquetry of its non-warping top—selected pieces of the finest woods, joined by master craftsmen. Other details are in keeping.

Built of the finest walnut, or mahogany—full equipment of nicked hardware including continuous piano hinge, top prop, and snap locks—finish that emphasizes the fine woods and armors against surface scratches.

With a Parkay you can build a set that simply can't be excelled in appearance—a set which will command a far higher price than anything housed in the ordinary "wood-butcher's delight" type of cabinet.

"Parkay" your next set! Cost will be about the same. But how you will enjoy the difference!

If your dealer cannot supply you, we will ship direct to you, charges prepaid, on receipt of list price.

JEWETT RADIO & PHONOGRAPH CO.
5678 12th Street Detroit, Mich.

List Prices

7x7x14	\$ 8.25
7x7x18	8.75
7x7x21	9.25
7x7x24	9.74
7x7x26	10.25
7x8x27	10.75
8x8x40 (With False Bottom)	19.25

All sizes 21 inches and over, fitted with top rail


Parkay

RADIO CABINET


"Quality Goods for Quality Readers"

ACCURATUNE

MICROMETER CONTROLS



for close tuning



Geared 80-1 Ratio

Improved! NO BACK LASH

No ordinary standards of tuning efficiency can be applied to the new improved Accuratune Micrometer Control. Special construction of this new model offers these superior advantages:

1. Beautiful silvered etched metal disks, making a pleasing contrast between bakelite panel and dial, with finer graduations for finer tuning.

2. A new principle takes up all lost motion and back lash and produces a very smooth operating instrument.

3. Friction shoe steadies condenser and dial operation.

Canadian Representative: Radio Ltd., Montreal.

Eliminates all back lash—Gears and gear operation designed upon scientific engineering principles, producing quiet operation, eliminating all lost motion and back lash. The greatest advance in tuning devices. Increases the tuning efficiency over that of any known tuning device.

Fits all standard Condenser Shafts—Accuratune Micrometer Controls fit all standard shafts and mount to always operate parallel with panel.

Flush Panel Mounting—Take all standard condenser shaft lengths and fit flush with panel. Eliminates the necessity of cutting off shafts before mounting dial.

Geared 80-1 Ratio—Permits infinitely close tuning with perfect ease. A practical ratio—not too low or too high.

Accuratune Micrometer Controls log station after station you never tuned in before. Indispensable on all Super-Heterodynes. Price, \$3.50. At your dealers, otherwise send purchase price and you will be supplied postpaid.

ACCURATUNE

80 - 1

MICROMETER CONTROLS

THE MYDAR RADIO CO., 9-A Campbell St., Newark, N. J.

filament and a resultant negative charge accumulates on the grid which is connected to the other plate of the condenser.

From this it will be seen that the charge on the grid would keep getting greater and greater until the tube spilled over or blocked. This is where the grid leak plays its important part. This high resistance—generally about 2,000,000 ohms allows the accumulated charge to leak off as fast as it gathers and keeps the tube in a stable condition—stable if the leak is the proper size. If it is too large or too small and the tube is used as a regenerative detector the tube will go into oscillation with a flop and a hangover.

Mr. H. L. Johns—What size aerial would be best for my location in a large city for distant reception?

This is a hard question to answer as conditions vary so. Probably an indoor aerial consisting of 30 or 40 feet of bell wire strung around the moulding will best serve your purpose. In New York City, in one instance in particular, much better distant reception was had on a wire soldered to the framework of a folding metal bed than was had on a six-wire cage transmitting antenna. Of course the volume on local stations was much greater on the big antenna but with the bed frame KDKA, WGY and WGN had almost the volume of local stations while they were mere whispers on the big antenna.

Mr. J. G. Doagle—Is it possible to tune a tuned radio frequency receiver with one knob?

This has been done to some extent, but is not altogether practical. About the nearest one can come to combined tuning is the D-coil receiver shown in the October issue of THE WIRELESS AGE. There the second stage of radio frequency and detector circuit are tuned by one condenser whose rotor plates are divided into two sections. The antenna circuit is tuned by a separate condenser as the antenna tuning varies considerably with different antennae. Tuning more than one circuit with a split condenser requires very careful workmanship on the transformers and connections.


Ilo Literature and Organization

So many thousands of letters have been received in regard to the Auxiliary International Language Ilo that the President of the Radio Auxiliary International Language Society, O. C. Roos, of Beacon Chambers, Boston, Mass., has given up all attempts to answer personally the many letters of inquiry concerning free literature or paid publications in and about Ilo.

Those interested in Ilo should read Dyer's 170-page book, "Problem of the I. L." This is a very impartial and thorough review of the whole problem of an auxiliary language for special purposes. The best Manual on Ilo is by De Beaufront. It contains exercises and a good vocabulary. There is a 30,000-word Ilo-English Lexicon of 408 pages—the most complete ever issued in any

Learn the Code at Home with the Omnigraph

"Just Listen—The Omnigraph will do the teaching"



THE OMNIGRAPH Automatic Transmitter will teach you both the Wireless and Morse Codes—right in your own home—quickly, easily and inexpensively. Connected with Buzzer, Buzzer and Phone or Sounder, it will send you unlimited messages, at any speed from 5 to 50 words a minute. THE OMNIGRAPH is not an experiment. For more than 15 years it has been sold all over the world with a money back guarantee. THE OMNIGRAPH is used by several Depts. of the U. S. Govt.—in fact the Dept. of Commerce uses THE OMNIGRAPH to test all applicants applying for a radio license. THE OMNIGRAPH has been successfully adopted by the leading Universities, Colleges and Radio Schools.


Send for FREE Catalog describing three models.

DO IT TODAY.

THE OMNIGRAPH MFG. CO.
16B Hudson St. New York City

If you own a Radio Phone set and don't know the Code—you are missing most of the fun

"Quality Goods for Quality Readers"



ALL-AMERICAN

Solves Every Gift Problem

If He Has a Radio Set Already ~



If He Needs a High Grade Receiver ~




It can be made a better one by installing genuine ALL-AMERICAN Audio Transformers. Two of these instruments, fitted into any set not already equipped with them, will give the receiver greater loud-speaker volume with remarkable purity of tone. ALL-AMERICAN Transformers are so designed that they amplify fundamentals and harmonics equally, throughout practically the entire audible range. Hence, voice and tones are reproduced *faithfully*

Give him ALL-AMERICANS, the Audio Transformers which, through sheer merit, have become the largest selling transformers in the world. 3 to 1 Ratio, \$4.50; 5 to 1 Ratio, \$4.75; 10 to 1 Ratio, \$4.75.

Give him ALL-AMERICAN Super-Fine Parts, and he can build an intermediate-frequency receiver embodying all the most advanced features known in Radio. His set will be the envy of "distance" fans, as well as of his musical friends.

Super-Fine Parts are easily installed. No critical adjustments are necessary. Operation is smooth and flawless. And every part is ALL-AMERICAN—ask any Fan what that means in Radio! Sets built with Super-Fine Parts are unsurpassed for selectivity, range, volume, and tone quality. They represent in a very real sense *the ultimate* in radio broadcast reception. Price, \$26.00



ALL-AMAX JUNIOR

An All-American One-Tube Reflex

This is the ideal gift for the youthful beginner in Radio. It comes completely mounted on panel and baseboard, and can be easily wired in one delightful evening with the aid of clear photographs and a 48-page instruction book. Easy to tune—as selective as a multi-tube set—has "crystal" tone quality—volume enough for Speaker operation. It brings in far-distant stations, and *tunes out the locals.*

Price, complete (semi-finished) \$22.00

The Radio Key Book

Will help anyone to hear farther and better. Contains practical hints for the set builder—tested hookups—diagrams of All-Am-ax and other circuits. Sent for 10 cents, coin or stamps

★ RAULAND, MFG. CO. ★

2674 Coyne St., Chicago



Pioneers in the Industry

ALL-AMAX SENIOR

An All-American Three-Tube Reflex

The set to give if you are looking for a complete receiver of the highest type. Great range and selectivity are provided by three stages of tuned and SELF-TUNED Radio Frequency Amplification. A crystal detector and two stages of Standard ALL-AMERICAN-equipped Audio, insure Speaker volume on distant stations, with undistorted tone quality. Completely assembled—full directions for wiring.

Price, complete (semi-finished) \$42.00



ALL-AMERICAN
TRADE MARK

Largest Selling Transformers in the World



"Quality Goods for Quality Readers"

auxiliary language. However, very good elementary grammars are available.

The Old American Ilo Society of Pittsburgh, Pa., is now being reorganized into the North American International Language Society with headquarters at Beacon Chambers, Boston, Mass., for the present. This society will form general classes, which will all adhere to a common program of instruction, without special emphasis on radio matters, and will issue a monthly bulletin.

An International Wireless Conference will shortly meet to decide upon an Auxiliary Language for Radio. The final choice is likely to lie between the two languages in widest use, namely Esperanto and the International Language—Ilo. The decision will

affect you because if America is to reciprocate with other countries you must use the chosen language and perforce listen to it in radio. These two synthetic languages so rarely appear side by side that few have ever compared them.

The following paragraph in English is translated into Esperanto and Ilo for your convenience. Compare them by reading them aloud—they are pronounced substantially as written—

We admire well cultivated fields, beautiful and neat villages and towns, picturesque valleys, forests, chasms or mountains with eternally white summits. Also all those who like travel, sport or amusement, find the best opportunities in Switzerland.

ESPERANTO

Ni admiras bone kulturitajn kamparojn, belajn kaj purajn vilaghojn kaj urbojn, pentrindajn valojn, arbarojn, intermontajhojn, au montegojn kun eterne blankaj suproj. Ankaŭ chiu tiuj, kiuj shatas turismon, sporton au amuzajhojn, trovas plej bonajn okazojn en Svisujo.


ILO OR INTERNATIONAL LANGUAGE

Ni admiras bone kultivita agri, bela e neta vilaji ed nrbi, pikinda vali, foresti, abismi, o montegi kun eterne blanka somiti. Anke omna ti qui prizas turismo, sporto od amuzaji, trovas maxim bona okazioni en Sufisia.

Having read them aloud, do you not agree that the deciding factor should be—"easiest for the greatest number of people?" An impartial review of the I. L. problem and a vest pocket grammar can be secured at nominal cost from O. C. Roos, President "Rails," Beacon Chambers, Boston, Mass.

Super-Ducon

A Major Radio Invention



A. C. Type
\$47.50

D. C. Type
\$30.00

No more "B" batteries!

The Super-Ducon is the most important and valuable radio invention of the year. It brings many advantages to the set owners. Upkeep expenses are cut. No more of the expense and fuss of installing "B" batteries. No more poor reception due to weak batteries, but 100% performance all the time!

Ask your dealer for a copy of the 16-page Super-Ducon Booklet.

Dubilier

CONDENSER AND RADIO CORPORATION

DX—A Yuletide Story of Radio

(Continued from page 24)

Henry Carberry, having made a vain grab at the tails of Monroe Barrett's coat, was now surveying his circle of shell-backs, and apparently he agreed with Massingtree's estimate of their condition.

"You remind me," he suddenly said to them, "of my own experience with an undutiful child. Strangely enough, it happened about this time of year. She wanted to go on the stage—"

His voice had sounded very clear and loud in the silent room—louder than he realized, I guess, but now it was drowned by the voice of the giant in the radio machine.

"This is WXGZ speaking," says the giant. "Our next item will be a soprano solo—'Hark, the Herald Angels Sing,' by Miss Regina Blake. This is WXGZ, broadcasting the Christmas service of the Chicago Cathedral. Miss Blake."

"—came to me on Christmas Day," says old Henry Carberry, risking the loss of twenty dollars in fines, "and asked for my permission as a Christmas present. 'I know I can do great things,' she says, 'and I'd use a stage name, and—'"

A PIANO started playing in the radio machine; started, and then stopped again. I distinctly heard a girl's voice ask it to. The girl's voice was also in the radio machine.

"Just a second," it said; and then it said:

"Daddy!"

Well, I don't know what Henry Carberry had been just about to say, but anyhow, he never said it, although he'd got his fist up in the air, ready to




The Musical Instrument of Radio

with mellow, resonant, amplifying horn of natural wood.

Model VI
(14" Horn)
for the Home
\$30

Model VII
(21" Horn)
for
Concerts and
Dancing
\$35

MODEL VIII



Model VIII
The New Music Master Cabinet model, with "Full floating" horn of violin wood, possessing all the wonderful reproducing qualities of the famous horn type Music Master. Powerful, sensitive unit; heavy cast aluminum tone chamber; handsome mahogany cabinet.
Size 17 $\frac{7}{8}$ " x 10" x 10 $\frac{1}{4}$ "
\$35

Connect any Music Master in place of Headphones. No batteries required. No adjustments.

Tops the Gift List

A Music Master for Christmas! Have you thought of that?

It is a thousand gifts in one. A gift that re-creates in pure, audible tones all that's best in thought and entertainment, broadcast from five hundred stations daily.

Music Master is the musical instrument of radio. It embodies all of the proved principles of sound reproduction.

The reproducing unit is extremely sensitive and responds to the faintest impulses. The tone chamber is heavy cast aluminum, unequalled for developing sound waves free from distortion. And the amplifying horn is natural wood, mellow and resonant like a violin.

Have you heard Music Master? Your dealer will be glad to demonstrate it for you, or to place one in your home for trial.

Broadcast reception is at its best only with Music Master—the musical instrument of radio.

Dealers Everywhere

MUSIC MASTER CORPORATION
Makers and Distributors of High-Grade Radio Apparatus

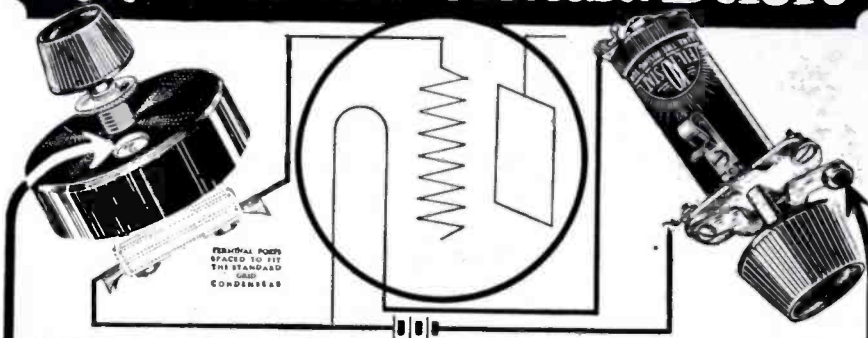
10th and Cherry Streets

Chicago PHILADELPHIA Pittsburgh

Music Master
RADIO REPRODUCER

"Quality Goods for Quality Readers"

Stations You Never Heard Before



-thru scientific tube tuning

The most important (and most neglected) tuning unit on your set is the tube. It is the one thing you can adjust to bring weak stations to audibility—to eliminate distortion on local programs. Coils and condensers are easily tuned to incoming waves, but wave-length isn't everything. The antenna gets distant broadcasters but their signals never reach the phones unless you tune the tube to the different characteristics of the weak, distant stations. Here are two instruments distinctly designed to improve reception through their ability to control tube action—FIL-KO-LEAK to tune the grid by securing correct grid bias—FIL-KO-STAT to tune the plate-filament circuit by its control of electronic flow. Together they assure you maximum audibility, clearer signals and freedom from oscillations and other tube noises. *They bring in stations you never heard before.*

FIL-KO-LEAK \$2
SCIENTIFICALLY CORRECT
VARIABLE GRID LEAK
Individually Calibrated
In Canada \$2.75

FIL-KO-STAT \$2
SCIENTIFICALLY CORRECT RADIO RHEOSTAT
with Battery Switch
In Canada \$2.75

You will get stations you never heard before with Fil-KO-Leak. Clear up distortion and increase volume. You can "log" your Fil-KO-Leak as you do your other tuning units. Each Fil-KO-Leak is individually hand calibrated over the operating range of all tubes 1/4 to 5 megohms. Set it for specified resistance and adjust it for best results. Resistance read in megohms through panel peep-hole. (Base-board mounting furnished.) Resistance element constant, accurate, not affected by atmospheric conditions, wear or jarring. Assures smooth, gradual control of resistance and correct grid bias. *Unconditionally guaranteed.*

Tune your tube filament with Fil-KO-Stat and receive stations you never heard before, get greater distance, louder signals, sharper tuning, freedom from tube noises. Fil-KO-Stat is the only rheostat that permits adjustment over the entire operating range of all tubes and enables you to get maximum audibility in phones or loud speaker. And now the improved model is fitted with battery switch that attaches to the regular mounting screws. Distinctly signals "on" and "off" and enables you to break circuit without changing Fil-KO-Stat adjustment. Fil-KO-Stat fits any type tube in any hook up. *Unconditionally guaranteed.*

FIL-KO-SWITCH
SCIENTIFICALLY CORRECT
"A" BATTERY SWITCH
Simple Sturdy Sure
50¢
In Canada 70¢

150 stations were logged on a Fil-KO-Stat equipped set, at Harrisburg, Pa., using a 1 meg. fixed grid leak. A calibrated Fil-KO-Leak was substituted for the fixed leak and in two nights 27 new stations—never heard before—were added.

Joseph J. Scott of Ottawa writes, "Among the fifty-four new stations I tuned in with my Fil-KO-Stat was 6KW, Tuinucu, Cuba, which I consider exceptional as it is only a small 100 watt station." And we have hundreds of other testimonials on file!

FIL-KO-ARRESTER
SCIENTIFICALLY CORRECT
RADIO LIGHTNING ARRESTER
with the \$100 Guarantee
\$150
In Canada \$1.64

The "DX Booklet" on "Improved Reception Through Scientific Tube Tuning" sent on receipt of 2c postage.



DISTRICT SALES OFFICES
SAN FRANCISCO - 448 HOWARD ST.
BOSTON - 101 SPRING ST.
ADDRESS DEPT. W.A. 1224
HARRISBURG

MADE AND GUARANTEED BY
DX INSTRUMENT CO.
HARRISBURG - PENNSYLVANIA

DISTRICT SALES OFFICES
NEW YORK - 321 MADISON AVE.
CHICAGO - MANHATTAN BLDG.
SE. CORNER - 615 OLIVE ST.



give himself an emphatic wallop on the knee. At the word "Daddy!" he sort of gave a choke and a gasp, and sat there as if he'd been worse paralyzed than myself.

"This is for you, Daddy," says the girl's voice, and then the organ and the soprano started off together. My Lord, but that girl could sing! I haven't felt anything in any of my limbs for many a year, but I swear I thrilled all over. Arthur James actually started to sob and swear at the same time; and as for old Henry Carberry, sitting there with his fist still in the air—

"Hark! The herald angels sing,
Glory to the new-born King.
Peace on earth, and mercy mild.
God and sinners reconciled—"

Old Carberry had several attempts at gulping something down in his throat; and then, suddenly, as the next line started, he kind of woke up, got to his feet, and stood looking around him as if dazed. All his chums rose with him, and I was rather astonished to notice that no less than three of them were weeping—real, wet tears, just like those great calves—Arthur James, Saunders Massingtree, Bill Light, and—myself.

For a few seconds, Carberry said nothing; and then in a faint, wobbly voice, he called out:

"Van Alen!"

"Right here!" says the radio engineer, from the lounge.

Carberry turned and stared at him. For a moment, the sight of his enemy seemed to stiffen the old man, but only for a moment.

"That's my daughter singing!" he shouted suddenly, in the voice of a catamount robbed of its whelps. "You damned young rogue, where is she? Where's my little girl!"

Now Van Alen got up.

"She's at the Chicago Cathedral," he remarked, as the music came to an end. "She's staying at the Blackstone—until the day after tomorrow."

"When's there a train?" cries old Carberry piteously. "I—I—I must—"

"There's one from Grand Central in fifteen minutes," says Van Alen. "Wilson! Here's the butler with your hat and coat, sir; there's a taxi waiting for you at the door and—you have my best wishes. Good-night. Wait a minute. Your collar's all rucked up. There. Pleasant trip!"

We all sat amazed for a few seconds after Carberry had bolted down the stairs, and then I ordered Arthur James to wheel me over to where Van Alen was still standing, with an expression on his face as though somebody had left him twenty-five billion dollars tax free.

EBY +

There is only one **GENUINE EBY Binding Post**

"With Tops Which Don't Come Off!"




EBY Posts are scientifically designed, beautifully finished and their price is right. This is our **ENSIGN** post which can be furnished plain or with engraved tops in 25 different markings. **EBYS** are Binding Posts PLUS **H. H. EBY MFG. CO. Phila., Pa.**

RADIO Buyers' GUIDE

For Consumers **FREE** 100 Pages
Get it now—before you buy any set or parts to build one. **FREE** Just send your name. **FREE** We'll give you all kinds of complete sets, parts and accessories. (Will you be so kind as to add the name of one or more friends you believe will soon want radio goods? Thank you!)
Liberty M. O. House, Dept. 7072 106 Liberty St., N.Y.

DeForest License




HONEYCOMB COILS
The Universal all-wave inductance. Back and front panel mountings. Send 25c for Super Het., R. F. and Honeycomb Coil Circuits and Complete Catalog.
Chas. A. Branston, Inc. Dept. 14, 815 Main Street Buffalo, N. Y.

"Quality Goods for Quality Readers"

Made by the makers of Laboratory Equipment

NOLOSS TRADE MARK TYPE 51 PYREX INSULATION



IT is now possible for the amateur to get results formerly reserved to laboratories.


The experimenter who requires every micro micro watt of energy to bring in heretofore inaudible signals must turn to General Instrument NOLOSS Variable Air Condensers.

They are constructed with laboratory methods, and insulated with laboratory insulations—Pyrex or Isolantite.

Products worthy of your purchase.

General Instrument apparatus costs a little more but is worth infinitely more.

NOLOSS TRADE MARK TYPE 56 ISOLANTITE INSULATION



General Instrument Corporation

MANUFACTURERS OF LABORATORY EQUIPMENT

423 BROOME STREET

NEW YORK, U.S.A.

"Quality Goods for Quality Readers"



BESTONE No. 724!!

Expressed by experts to be the most efficient socket
BAKELITE BASE—HEAVY NICKEL SHELL
 Sure-gripping Phosphor Bronze contacts that always
 assure positive contact


ASK YOUR DEALER

HENRY HYMAN & CO., Inc.
 Manufacturers

476 Broadway
 New York

212 W. Austin Ave.
 Chicago

STA-RITE Radio Batteries



Save you 60% and guarantee you in writing
 2 years of better battery performance

IN ALL RUBBER CONTAINERS

Try to Beat These Prices

100 Amp. Hour	\$ 9.45
140 " "	10.55
185 " "	14.95

GET YOURS TODAY — NOW — SEND NO MONEY

The batteries are fully guaranteed in writing and shipped subject to examination on the day your order is received. You pay on delivery or deduct 5 per cent. If full cash accompanies order. You may deduct 10 per cent. if two or more are ordered at one time.

STA-RITE BATTERY CO. - Dept. 10, Louisville, Ky.

TINNED

"COPPERWELD"

ANTENNA WIRE

maintains the highest conductivity and continues to give service, without stretching and breaking, under the most trying conditions—long after other antenna materials are wrecked.

RECOMMENDED AND USED BY THE LARG-
 EST RADIO CONCERNS IN THE WORLD.

COPPERWELD STEEL COMPANY

New York

San Francisco

Chicago

Braddock P. O., Rankin, Pa.



over 1/4 of a million
 in service

It was some time before he could collect his thoughts enough to focus them on me.

"Is this the end of your campaign?" I asked grimly, when this had been done.

"Yes!" says young Van Alen.

"Do you consider that this," says I, indicating the doorway by which Carberry had gone out, "is any way to punish an old sorehead—giving him his daughter back?"

Van Alen blinked at me.

"Punish him?" he demanded. "Me—punish him? I wasn't punishing him. That wasn't the idea at all."

"Well, then, would you mind telling me," I asked severely, as the rest of the old stagers gathered around me, "what the idea of all this business has been? We-all have been spending our time and money co-operating with you, under the impression that—"

"For the last two years, you see," says Van Alen smiling, "I've been engaged to Miss Carberry. She sings under the name of Blake."

We gagged at him.

"She wouldn't marry without her father's consent," says the young man apologetically, "and so it seemed up to me, since I was a member of this Club, to—"

"We know the rest," says Arthur James. "In fact, we did the rest."

"Thank you!" says Van Alen.

"Don't mention it!" says I.

And then, after trying in vain to look indignant at the blushing young fathead, we all started to laugh and to say "Merry Christmas!"—all of us, including the remaining soreheads; and I did offer the cunning young devil that job I'd had in mind—at twenty-five thousand a year, which he refused, and no wonder; and that's about all of that story, my dear, and if you look through your notebook carefully when you get home, I wouldn't be surprised if you found a fifty-dollar bill somewhere in it.

Happy New Year!

The Radio Widow's Plaint

(Continued from page 25)

tion he departs for the early train.

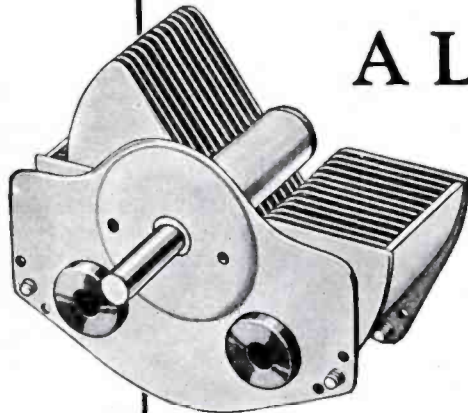
You telephone Mrs. "Bill." Yes, they'd be delighted to come, so you phone the butcher to see "has he got any nice fryers," and yes, he has. The fryers do not arrive until after 4 o'clock and you discover upon investigation that the butcher is a poor judge of age, so the fryers become boilers.

Dinner is ready promptly, the Becks are there, and it does not need a practiced eye to see that they are famished. All is in readiness save John. When you are pretty well aware that your deft apologies are not hitting the mark, John rushes in, disheveled, perspiring, but bearing aloft a package. "Well, I got her!" he shouts trium-



The dust cap over the stator plates is instantly removable without tools.

A Low-Loss Condenser for Selective Receivers



All plates are solid brass, carefully soldered at all joints. The Bradleydenser resistance does not increase, even after long use.

THE New Bradleydenser embodies many new and important features that contribute to its high efficiency and low loss. One of the most significant innovations is the omission of the outer end-plate and the substitution of a unique bearing that maintains rigid alignment of the rotor plates without the use of unnecessary insulating or di-electric end-plates. There is almost no di-electric material in the Bradleydenser to absorb energy from the antenna oscillations.


The minimum capacity also is low, affording a wide range of control. This is an important advantage in sets to be operated from loops.

We shall be glad to send you complete information about the Bradleydenser. Drop us a line, to-day!

Standard Ratings and Prices

- 0.00025 M-F. \$4.50
- 0.0005 M-F. 5.00
- 0.001 M-F. 6.00

The Bradleydenser has no vernier plates. The shaft is 1/4-in. to fit any standard dial.



Notice the amazing reduction of insulating material to two small spacers. The di-electric loss is, therefore, very low

Allen-Bradley Co.
Electric Controlling Apparatus
283 Greenfield Avenue
Milwaukee, Wisconsin

Sales Offices

- | | |
|------------|---------------|
| Baltimore | Knoxville |
| Birmingham | Los Angeles |
| Boston | New York |
| Buffalo | Philadelphia |
| Chicago | Pittsburgh |
| Cincinnati | Saint Louis |
| Cleveland | Saint Paul |
| Denver | San Francisco |
| Detroit | Seattle |



Another Allen-Bradley Radio Device of the same perfection and quality as the Universal Bradleystat

"Quality Goods for Quality Readers"

phantly. Just who he has got we do not know, but he finally explains, "Got a new 'amplifier' here; best on the market. Now let's see how she works."

You lift your voice in protest. "Dinner's waiting, everything's getting cold. John, go up and get cleaned up right now, and for Heaven's sake, hurry up." You try vainly to keep the note of annoyance out of your voice, you'd hate to have the Becks say you "jawed" at your husband. But you may as well have saved your breath, for John appears to have another spell of total deafness, and the "amplifier" or whatever it is, is being connected and tried out. Bill stands by with, "Oh, yes, John, I see. Yes—"

You have a great and overwhelming desire to lift up the pot of simmering food and bring it down smartly upon John's head, then you recall that you forgot the coffee cream and when you finally catch John's eye and ask him to run quickly to the corner grocer's and get it, you may be prepared for a scene of violence. Can't you see he's busy? Good Lord, that's a woman for you. Nothing to do all day but fool around the house, then ask a man who's done a hard day's work to go way down to the next block after cream! By gollies, it's a good thing offices aren't run on household efficiency!

And in the midst of this you slip out the back way and go for the cream yourself.

Dinner is late, but what matters that? The "amplifier" works. The dumpings are of the texture of shoe leather and taste like an old bath towel. The coffee has lost its clear amber hue from being warmed over, the salad is sodden. None but Mrs. Bill and you are aware of that, however, because Bill and John are in a sea of words, the meaning of which will never be quite clear to either of you.

A new light lies in Bill's eyes. He toys with his food and hastens from the table to have a number of little points illustrated by the set itself. You realize that he is slipping, but cannot save him.

Presently you go out to the kitchen to start the dishes and while so doing, accidentally push from the range a soldering iron which has been heating, and it falls striking upon your pet corn.

When the agony has subsided, you hear Bill from the other room saying, "Well, now I'll get all the stuff together, and you'll give me a hand till I get onto it, huh?"

"Sure thing, glad to," John replies. I see very little of John for the next five days.

Last week Mrs. Bill said to me, "I can't make up my mind whether to divorce Bill or bust up his radio set. One or the other has got to go!"

Lord help us! It's contagious!

**Does Not
Chip!**



Saws, Drills and Engraves Safely

Manufacturers

who desire to build quality into their products and who insists on speed and economy in their plants should write to our nearest office for complete information on Spaulding Bakelite-Duresto.

Factory: Tonawanda, N. Y.

Sales Offices: Warehouses

484 Broome St., N. Y. C.

659 W. Lake St., Chicago.

310 E. Fourth Street,

Los Angeles.

141 N. Fourth St., Phila.

15 Elkins St., Boston.

171 Second St., San

Francisco.

509 First Nat'l Bank

Bldg., Milwaukee.

A VOID ruined material, wasted time—use Spaulding Bakelite-Duresto. Unlike hard rubber, it is chip-proof. Besides—due to a special Spaulding process of fabrication, Bakelite-Duresto panels retain a beautiful black, high gloss finish indefinitely; will not warp, shrink nor split; highest in dielectric properties and tensile strength.

Insist on Bakelite-Duresto—the best that money can buy. Your dealer can furnish standard sizes from stock, special sizes to order. Look for Spaulding Bakelite-Duresto panels in the set you buy—a sign of quality apparatus.

Write nearest office for descriptive circular.

SPAULDING FIBRE CO., INC. TONAWANDA, N. Y.

Spaulding
BAKELITE-DURESTO
Panels - Sheets - Tubes - Rods

Positively Sensational! THE FIXED DETECTOR MARVEL

Radio's Latest Scientific Triumph
The most sensitive fixed detector
known for Reflex and Crystal sets.



Lego Wonder Fixed Detector

100% sensitive. Not so long ago many dealers believed the Reflex and Crystal Set to be a thing of the past, but that was before LEGO began to show them new tricks. Buy a Lego TO-DAY.

Note the difference.

For Sale by All Dealers 90c. or
Sent Postpaid Insured, \$1.00.

Lego Corp., 225 W. 77th St., N.Y.C.

Big Dealer- discounts

Send for this catalog—It lists and illustrates absolutely dependable, guaranteed sets and parts. Give your customers what they want—when they want it; but buy it so that you can make a good profit. We're supplying hundreds of radio dealers satisfactorily every day. Write for catalog and discounts sheet. You'll be astonished at the prices quoted.

Ask for catalog No. 10.

W.E. Fuetterer
Radio
Supply Co.
2123-25 Locust
St. Louis, Mo.



"Quality Goods for Quality Readers"

Appliances and Devices

New Amplion Loud Speaker

THE new line announced by The Amplion Corporation of America, New York City, includes loud speakers in four sizes and phonograph units in two sizes.

All models are equipped with the new Amplion "Floating Diaphragm" feature. The diaphragm, kept from contact with metal by rubber gaskets, rests on a narrow ledge in the case, lightly held there by a spring ring with enough pressure to prevent "clatter" when extreme volume is desired. Unusual sensitivity, purity, clarity and naturalness of tone are said to result.


Another Amplion feature is the use of rubber insulation between the loud speaking unit and the elbow of the loud speaker, and between the elbow and the horn, to eliminate distortion, ring or resonance. The Amplion loud speaker units may also be detached from the loud speaker, and with proper adaptors attached to phonographs or used in loud speaking cabinets.

The four new models of loud speakers are the Amplion AR-102, known as the "Dragonfly," the Amplion AR-111, known as the "Junior;" the Amplion "Junior De Luxe" AR-114; and the Amplion DR-19, which is the largest model and is known as the "Dragon." All have the dragon-shaped elbow, which provides unusually long tone travel.

The phonograph units are the Amplion AR-35-A, which is the larger and is equipped with a double resistance switch for use with or without a power amplifier. The Amplion AR-67, which is the "Junior" model, is not equipped with the switch. All Amplion units have an adjustment, which permits "tuning" them to individual sets.

Red Seal Collapsible Loop Aerial

THE Red Seal Collapsible Loop Aerial made by the Manhattan Electrical Supply Co. of New York City, is designed for use with portable and permanently installed radio sets. The instrument is of rigid construction throughout. A special feature is the method of fastening the arms holding the wire in position when the loop is erected. This type of construction results in a rigid frame which will not collapse if accidentally struck or dropped on the floor.



The loop is attached to the base by means of a special plug which permits rotation of

the loop and assures positive contact with the base at all times. Connection to the receiving set is made in the base.

A special feature of the Red Seal Collapsible Loop is a scale on the base on which can be marked the position in which the loop must be pointed to receive any given station.

Sufficient wire is wound on the loop frame to cover the broadcasting wave-length range with a variable condenser of approximately .0005 M. F. capacity. For this purpose, Red Seal Variable Condenser No. 2593 is recom-

mended as having a high efficiency and an excellent vernier adjustment.

Bel-Canto Loud Speaker

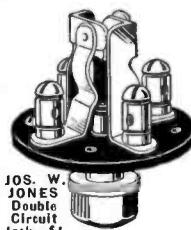
IN the Greater Bel-Canto Loud Speaker the horn was specially designed to give the greatest amount of volume without distortion. Sound waves set up a false vibration in metal, wood or fiber. This false vibration is mixed with the true vibration of the unit in the base and causes an echo which

(Turn to page 79)

	Anti-capacity JACKS
	Anti-capacity SWITCHES
	Lower-Loss Vernier VARIABLE CONDENSERS
	Lower-Loss PHONE PLUGS
	Lower-Loss RHEOSTATS
	Lower-Loss SOCKETS
	Lower-Loss VARIO-COUPERS
	Lower-Loss GRID LEAKS
	Lower-Loss INDUCTANCE SWITCHES
	Lower-Loss POTENTIOMETERS

NO SOLDERING: LESS DRILLING: SCIENTIFICALLY BUILT

-and then hear the difference!



JOS. W. JONES Double Circuit Jack—\$1

Anti-Capacity JACKS 5 types



JOS. W. JONES "A" Battery Switch—\$1

Anti-Capacity SWITCHES 5 types

YOU know what you want from that set—longer DX, clearer tone, no interference. Get what you want by building with Jos. W. Jones parts. Aside from better results, it is twice as easy to work with Jos. W. Jones parts.

Jos. W. Jones Jacks and Switches kill capacity effects. The long parallel leads of old-style jacks and switches act as condensers. Jos. W. Jones Jacks and Switches pass the "juice" through without loss. Ask for the switches with the little red button.

JOS. W. JONES
TRADE MARK
IMPROVED

radio parts

For Better Results Build with Jos. W. Jones

- | | | |
|----------|---------------------|---------------------|
| Jacks | Grid Leaks | Potentiometers |
| Switches | Variable Condensers | Inductance Switches |
| Sockets | Rheostats | Phone Plugs |
| | Vario-couplers | |

JOS. W. JONES RADIO MFG. CO., Inc.

40-42-44-46 West 25th Street

(Formerly Radio Improvement Co.)

New York


Headed by JOS. W. JONES—For 28 years a successful engineer and builder of precision instruments

Branch Offices: PHILADELPHIA: 1011 CHESTNUT ST.

BOSTON: 99 BEDFORD ST.

"Quality Goods for Quality Readers"

100 to 1



with the
**Worm Drive
Vernier**

See Page 34

Praised by experts everywhere and acclaimed by the public, the American Brand Worm Drive Vernier Condenser is one of the biggest hits of the radio industry.

Because of their unique qualities, A. B. Condensers are selected for the best sets. Mechanically and electrically there isn't a finer condenser made—and for fine tuning they stand alone.


Made of all solid brass plates with Radion insulation and worm drive vernier, A. B. Condensers are fully guaranteed to give 100% service.

The price is no higher than that of ordinary condensers. Ask your dealer to show you one. If he can't do so, write for descriptive folder and send us his name.

Note to Dealer: If your jobber can't supply you, write us—

AMERICAN BRAND CORP.
Newark, N. J.

AMERICAN BRAND CONDENSER



5%

IN
CANADA
\$7.00

14-inch Bell
Polished Pyralin



Aluminum sound column

Burns A Speaker of Distinctive Lines

All the volume you want with no sacrifice of clearness or naturalness. The full true tones of voice or music are reproduced. Equal to hearing the original. Speaker Unit only supplied for use on phonographs—fits any make.

- No. 205B—Polished black flare.....\$22.50
- No. 205D—Shell pyralin flare..... 25.00
- No. 100—Unit for phonograph use..... 10.00

Makers of telephones for 30 years.

Manufactured by

American Electric Company

State and 64th Streets
CHICAGO

"Quality Goods for Quality Readers"

Arthur Stringer's Radio Movie

(Continued from page 27)

the tower and stops behind a tree. Making sure no one is watching, he takes his crutch, which is in reality a radio receiving set in disguise, and listens-in on Powell. After getting the message he hobbles toward the guard stationed at the tower and wig-wags a signal to him. The guard leaves the tower and goes to a small shack nearby where he fastens a message to a carrier pigeon and sets the bird loose.


The cripple continues on his way to a nearby golf course where the Admiral is about to start play with Claire Lacasse, a beautiful woman of foreign blood. As the Admiral busies himself with the game the cripple catches the eye of Claire and delivers a message. Claire asks the Admiral to excuse her, and leaves. Going to the nearest phone booth Claire calls Mark Drakma, a man of mystery who moved luxuriously about the fringes of Washington's social and political life. Claire tells him that a pigeon is on its way to him with a message.

In the tower Mary and Alan are talking about the invention when they see an auto drive up to the foot of the tower. Half a dozen men step out of the car. One of them is dressed in the uniform of an officer of the navy. Sensing trouble Alan tells Mary to hide, and that if anything happens to him for her to destroy the invention.

The men mount the stairs to the tower and tell Alan that they have orders from the Secretary of the Navy to bring Alan with them to Washington. Holt sees several inaccuracies in the officer's uniform and orders them out. The men attack Alan and succeed in completely overpowering him. As they go into the next room to get the machine they find Mary destroying it. Mary is bound and carried away while Drakma, who is heading the raiding party, has Alan carried to a waiting seaplane.

The seaplane takes Alan to a yacht where he is kept imprisoned for some time. Later he is brought before Drakma, who tells him he must build another complete machine. Holt refuses. Drakma brings Mary in and threatens to turn her over to the crew of one of his rum-running vessels. Holt is about to give in, but Mary refuses to let him. Drakma then orders the ship to set sail for the Bahamas, where Drakma has his rum-running fleet stationed.

Drakma turns Mary over to Kunder, the captain of one of the boats, with orders to keep his hands off her until Drakma gives the word. A few miles away Drakma dumps Holt off on a small island containing a shack and some food. Drakma tells Holt that



Your radio set is no better than its reproducing units



The Red Seal Phonograph Attachment

Makes a loudspeaker of your phonograph. The soft rubber connection allows you to attach it to almost any type of tone arm. The tone quality is excellent and the volume sufficient to fill an ordinary room.

Price \$5.00

No matter how good your receiver, it cannot give best results and maximum pleasure unless your reproducing units also are of the same high quality as your set. This applies to both headset and loudspeaker—every set should have both, and each should be as good as it is possible to secure.

The Red Seal Headset

The Red Seal Headset is ideal for DX work. It is good looking, comfortable to wear, and extremely efficient in operation. You cannot buy a better pair of ear phones at any price, yet the Red Seal Headset costs only \$6.00.

A flexible head band covered with washable, soft moulded rubber lightly holds the phones against your ears with a pressure easily adjustable. There is nothing to catch the hair—no projection to scratch furniture.

Only the best obtainable materials enter into the construction of the ear phones. The magnets are especially large and made of tungsten steel. Pole pieces are of silicon steel. The phones are designed especially

for the reception of broadcasted programs. As a result you get perfect clearness and pull in faint distant signals with ease.

The Manhattan Junior Loud Speaker

This loudspeaker presents the greatest value we know of at \$10. Its tone has excellent musical quality and surprising volume. The reproducer unit is not just a headset in a horn, but a unit especially designed and constructed to operate the long air column of the horn.

The base contains the famous Manhattan "Concert Modulator" which allows you to adjust the reproducing unit to secure perfect reproduction under varying conditions of operation.

See and hear the Manhattan Junior at your dealer's. It's a wonderful value at \$10.

Manhattan Electrical Supply Co.

Incorporated
 New York Chicago St. Louis
 San Francisco




MADE BY THE MAKERS OF THE FAMOUS RED SEAL DRY BATTERIES

"Quality Goods for Quality Readers"

ZENITH
KENNEDY
with
Radiodyne
and
Pathe
ULTRADYNE
MURDOCK
MICHIGAN
Howard
OSARKA

MUSIO
PFANSTIEHL
PHOENIX
ANDREWS
MALONE LEMON
AUDIOLA
GATES
GLOBE
HARMONY
ODELL FERRY
PEERLESS
DUCKS DELUXE
SAAL

More set makers use



Exclusive!—

**THORDARSON SQUARE COIL
 LEAK-PROOF CONSTRUCTION**

The Thordarson-made layer-wound SQUARE coil fits snugly around the square core. No air space between coil and core (exclusive!) No lost energy, no lost volume (especially on low notes), no leaks from primary to cause howls in set. Oversize core provides 50% larger magnetic circuit—minimizes core losses, prevents over-saturation. No rivets or screws through core to cause short circuits or eddy current losses between laminations (exclusive!) Do you wonder Thordarson produces more transformers for more makers of quality sets than all competitors combined?

THORDARSON ELECTRIC MANUFACTURING CO.
Transformer specialists since 1895
WORLD'S OLDEST AND LARGEST EXCLUSIVE TRANSFORMER MAKERS
Chicago, U.S.A.

New York City, Sept. 25, 1924
 Thordarson Electric Mfg. Co.,
 500 W. Huron St., Chicago.

The transformers which you supplied to equip the Radio on the schooner Bowdoin stood the extreme temperature of the Arctic without the slightest mishap. These transformers are in exactly the same condition today as they were the day they were installed, May, 1923.

Sincerely yours,

(signed)

Donald H. Mizner
W.N.P.

Follow their lead

—amplify with Thordarsons!

Can you imagine nationally famous builders of sets costing up to hundreds of dollars each, jeopardizing the tone quality of their instruments with anything short of the best amplification? Of course not! Then remember, in buying transformers, that Thordarsons are standard on thirty-four makes of high grade sets. That leading set manufacturers use more Thordarsons than all competitive transformers combined.

Replace your present audio frequency transformers with a pair of Thordarsons. You'll be astonished, delighted. Distorted speech will disappear. You will find they amplify with *even* volume over the *entire* musical range. Note below some of the reasons why. Buy a Thordarson-equipped set—or follow the lead of the leading makers and build with Thordarsons. Increased production this season enables any store to supply you. If your dealer has not yet received his stock, you may order from us by mentioning his name. Interesting bulletins, sent free.

They are unconditionally Guaranteed

THORDARSON
Super
AMPLIFYING TRANSFORMERS
Standard on the majority of quality sets

Thordarson "Super" Audio Frequency Transformers are now to be had in three ratios: 2-1, \$5; 3½-1, \$4; 6-1, \$4.50. Thordarson Power Amplifying Transformers are \$13 the pair. Write for latest bulletins.

New!

We announce the Thordarson INTERSTAGE Power Amplifying Transformer. Provides two stages of POWER amplification when inserted in circuit between Input and Output Power Amplifying Transformers. Four tubes are required, but the quality of the reception more than repays you. Only Thordarson builds a transformer of this type. Price \$8. Write for free hook-up.

he will find plenty of tools with which to work to rebuild a model of his invention. Holt is also told that there is a small power radio sending and receiving set with which to amuse himself. This radio set, Holt is told, is for his use in communicating with Mary, who is being held on a vessel a short distance away. Drakma's idea is to torture Mary and have her complain to Holt so as to make Holt hasten the making of the machine to free Mary from her bondage. Holt also finds an uncompleted model of his invention. This had been made by Drakma from earlier plans which had been stolen.

Back home the Admiral and his friends are becoming more and more discouraged in their search for Mary and Holt. A suggestion is made that they broadcast a message from one of the powerful stations. This is done, but no results are obtained.

In the meantime Holt has been working on a make-shift generator to increase the power of the radio apparatus. He is listening in when he hears a message saying that the President of the United States is about to broadcast and that the air is to be kept clear for ten minutes. Seizing the opportunity of catching some passing vessel with the air clear, Holt sends out word of the whereabouts of Mary and himself. Drakma, aboard his yacht about to listen to the President's message, hears this and orders the ship to set sail for the island. Admiral Walsworth, on board his flagship, also gets Holt's message and makes for the island.

After delivering the message Holt tries to get Mary. Tuning in he hears Mary cry for help. Hastily floating a raft he has made for an emergency, Holt starts to paddle his tedious way to the schooner several miles away.

Mary is trying to save herself from Kurder and finally breaks loose. By lowering the only dinghey on board Mary tries to make her escape, but is so slow with her rowing that she is captured again. The crew of the schooner are fighting for the privilege of having Mary when Holt comes aboard. With the aid of a belaying pin Holt is successfully holding off the crew when Drakma's yacht comes alongside.

Drakma is about to take the pair with him when the battleship is sighted. Drakma tries to make his escape in the boat, but a shot from the battleship makes him change his mind. The Admiral then comes aboard and tells Holt that the Government is ready to reward him for his invention. Holt wants to know if the Admiral is willing to give some reward of his own. The Admiral, looking at Mary, understands and smilingly gives his consent.

Greater Distance — Less Noise

TURN-IT
 ADJUSTABLE
 GRID LEAK

Only \$1, at your dealer, or direct from us
TURN-IT RADIO SALES, Inc.
 71 Murray St., N. Y.

EMPIRE
 Oiled Tubing

Real Radio Sets of today—the kind that last long and work best—are insulated with genuine Empire Oiled Tubing.

MICA INSULATOR CO.
 68 Church St. New York
 542 So. Dearborn St. Chicago
 Works: Schenectady, N. Y. 2030-F

"Quality Goods for Quality Readers"

Make it a **MAGNAVOX** Radio!



TRF-50



**Magnavox
Receiving Set
TRF-5**

A 5-tube tuned radio frequency receiver with Unit Control, in carved mahogany cabinet



**Magnavox
Receiving Set
TRF-50**

Identical with the above as to circuit and panel but encased in carved mahogany period cabinet with built-in Magnavox Reproducer: (shown large at top of page)



LET your radio gift convey lasting evidence of sound judgment and true discrimination by selecting a *Magnavox*.

Encased in a carved mahogany cabinet, the Magnavox gives a splendid first impression which will only be heightened in daily use.

The panel tells its own story of simplified control: a most ingenious method of gearing together the several resonant circuits makes it possible to obtain stations directly, **on one dial**.

Every Magnavox owner can also testify to the remarkable number of programs brought in daily, and to its superb tone and volume.

Magnavox Radio Products are sold by reliable dealers everywhere. Literature on request.


THE MAGNAVOX COMPANY OAKLAND, CALIFORNIA

New York:
350 West 31st St.

Chicago:
162 N. State St.

San Francisco:
274 Brannan St.

Canadian Distributors: Perkins Electric Limited, Toronto, Montreal, Winnipeg



**Magnavox
Reproducers for all
receiving sets**

The first radio Reproducer ever made was the famous Magnavox electro-dynamic type.

These instruments contain reproducing units of extreme sensitivity and power.



Magnavox Tubes

Can be substituted for ordinary tubes to great advantage in any receiver



**Grand
Opera
Programs**

**Brought
Into Your
Home**

WHEN you own a Radiodyne you can hear singers' voices and orchestral harmonies faithfully reproduced thru the loud speaker. The Radiodyne brings these enjoyable programs into your home so clear and distinct that you lose nothing by not being at the opera. With the Radiodyne you will not be troubled by interference from nearby stations. The Radiodyne selects and holds the program you wish to hear.

**Tunes Through
New York
Local Stations**

Radiodyne

**Gets Over 109
Stations
Loud and Clear**

"We have tuned in Kansas City, Jefferson City, Hastings, Elgin, Chicago, Dallas, Atlanta, Pittsburgh, Philadelphia and many other stations in the last three nights right thru local stations." Clarence I. Goldman, New York City.

"Have received over 109 different stations, loud and clear. I can tune out Cincinnati and tune in Oakland without interference. I tuned in Oakland when it was just getting dusk here." John W. Porter, New Butler, Wisconsin

Write for illustrated folder which describes the Radiodyne in detail. If you buy a radio before you have a demonstration of the Radiodyne you will surely regret it.

Western Coil & Electrical Co., 316 Fifth St., Racine, Wis.

*No. 1 of a series of 10
"FILTER FACTS"
Follow them thru monthly*



RIPPLES. D. C. Generators operating under normal conditions have three sources of disturbance, i.e. commutator ripple, slot ripple and the noise of moving contact.

COMMUTATOR RIPPLE. Armature windings are a series of coils around the armature, forming one large coil, with taps brought to commutator segments. The voltages induced between commutator segments are not equal, and vary as the armature revolves. The voltage is maximum at A, minimum at B, and maximum, but in the opposite direction, at C. The series parallel battery connection is analogous. As a brush leaves one segment and passes to the next the voltage changes slightly. The resultant ripple is known as commutator ripple.

SLOT RIPPLE. As each slot passes a pole tip there is a slight interruption of the field at this point. Each surge in the field slightly changes the value of the voltage induced in the coils. The resultant ripple is known as slot ripple.

The frequency in cycles per second for the above ripples may be expressed—

$$F_c = \frac{\text{No. of segments} \times \text{r.p.m.}}{60}$$

$$F_s = \frac{\text{No. of slots} \times \text{r.p.m.}}{60}$$

NOISE OF MOVING CONTACT. The infinitesimal sparking caused by microscopic unevenness in the surfaces of both the commutator and the brushes produce an audible noise in the transmitter

The ratio of ripple voltage to maximum voltage for A.C. equals 200%.

The ratio of ripple voltage to maximum voltage for R.A.C. equals 100%.

THE AVERAGE RATIO OF TOTAL DISTURBANCE, AS OUTLINED ABOVE, FOR ESCO GENERATORS IS 9 OF 1%.

ELECTRIC SPECIALTY COMPANY

TRADE "ESCO" MARK

231 S SOUTH STREET

STAMFORD, CONN., U. S. A.

Makers of Motors, Generators, Dynamotors and Motor-Generators that give the maximum miles per watt.

John Hays Hammond, Jr.

(Continued from page 29)

arrangements, of course. A triple control was necessary. The engine must be controlled, also the steering gear, and finally, for war purposes, a mine-dropping apparatus.

Back in Gloucester, early in the course of the experiments, it had been proved that radio control could be maintained against all efforts of an enemy to prevent it, at least up to within a very close range. The Navy's *Dolphin*, with a thoroughly up-to-date radio transmitting apparatus was sent to Gloucester, and tried for a whole day to discover the combinations of secret wavelengths that Hammond used to control the movements of his boat, and to confound this baffling control with counter-signals of its own. But Hammond always succeeded in guiding his craft without difficulty up to within two or three hundred feet of the represented enemy vessel, before that enemy managed to interfere with the operation of the radio-guided rudder. A torpedo could have been launched upon its deadly and certain errand well before that moment.

It seems a wonderfully fitting thing that these important experiments, of such vast concern to naval science, should have been carried on to Hampton Roads, where half a century earlier had been staged the dramatic test of strength between the two young naval giants, the *Monitor* and the *Merrimac*, which American inventive genius brought forth to inaugurate a new era in the annals of sea-fighting.

It was during the period at Fort Monroe that a 100-gallon gas tank overflowed onto the engine and ignited. The pump, driven by the engine, could not, of course be operated. Pyrene extinguishers were hurriedly employed. The Pyrene gave out, and the fire started up afresh. Things looked critical, when a destroyer came up and averted disaster. The way of an inventor may be fraught with risk.

In the Fall of 1918 the H-4 was taken to New London, where experiments were continued. Success was practically achieved; but so, too, was military victory in France. With the end of the war came too an end, or at least a discouraging diminution, of official interest and co-operation.

* * *

Today Mr. Hammond ranks in the forefront of radio inventors. The radio world is fairly captivated by his genius, and awaits with eagerness his successive revelations. The list of patents accredited to him in the Patent Office files is a formidable one.

It is well to remember that his genius is not the sudden germination of a lucky moment. It is the fruit of years of incessant study and concentrated ex-

"Quality Goods for Quality Readers"


Aristocrat Model

The Bestone V-60 Five-Tube Receiver in beautiful, distinctive, antique polychrome cabinet, with built-in high-grade loud speaker and battery compartments.

List.... **\$165.00**



TRADE MARK



The Aristocrat of Radio

A Xmas Gift that will Thrill, Satisfy and Serve

Give the finest of all Radio Receivers for Xmas—the one every one knows as the peer of them all—**THE BESTONE V-60.**

Gives a new meaning to the word Radio.

There is prestige in owning a Bestone V-60.

There is philosophy in buying the best.

A piece of furniture worthy of the machine it contains.

Write for Particulars

Manufactured and Guaranteed by

HENRY HYMAN & COMPANY, INC.

476 Broadway
NEW YORK

212 W. Austin Ave.,
CHICAGO

Imperial Model

Imperial Model—Bestone V-60 Five-Tube Receiver in beautiful mahogany cabinet.


\$115.00



"Quality Goods for Quality Readers"

National **VELVET VERNIER** Condensers and Dials

TRADE MARK
REG. U.S. PAT. OFF.



PRICES of Condenser


(Including 3-inch
Dial)

.001 \$7.00

.0005 \$6.00

.00035 \$5.75

.00025 \$5.50



DIAL Only

4-inch, \$2.50

3-inch, \$2.00

"Perfect Resonance Control"

That's the way a satisfied purchaser of a NATIONAL VELVET VERNIER DIAL and CONDENSER describes the liquid smoothness and flexibility of this perfect slow-motion dial and low-loss condenser.

Perfect because of perfection of design and skilled craftsmanship. No grating — no backlash — no loss. Every part in perfect accord.

Lustrous finish and graceful lines give a "million-dollar-look" to the home-built set.

NATIONAL COMPANY

CAMBRIDGE

MASSACHUSETTS

periment,—much of it done as has been here set down—at Gloucester and Fort Monroe amid stress and storm.

Mr. Hammond says of this preparatory period, "I began in 1909 to work on the problem of the distant control of moving bodies through the action of electromagnetic waves. My first experiments conducted at Gloucester utilized a transmitter which produced the short electromagnetic waves visible to the eye." At college he worked a coherer to activate some mechanical contrivance. Then at Gloucester he was able to control a boat by light and make it follow a search-light beam. "My later experiments in that year," continues Mr. Hammond, "utilized the longer electromagnetic waves invisible to the eye and commonly used in the practice of radio communication. First he achieved control with light beams, and then with radio waves as we know them.

It should be remarked in passing that during the early war period Mr. Hammond brought into play some of his early interest in chemicals and explosives. He invented at this time a projectile loaded with thermit and a poison gas. The thermit upon ignition shortly after leaving the muzzle became a molten mass with a temperature of 5,400 Fahrenheit, a deadly Vulcan-weapon worthy of a battle between Titans, while the prussic acid with which it was charged was designed to overwhelm great areas and render abortive any effort to extinguish the conflagration caused by the arrival of this messenger of death and destruction.

After the war, these experiments gave place, as is natural, to the development of the radio communication which was to be "broadcasting," because this was to assume paramount importance, and the war-time radio control of water craft and torpedoes a matter of less urgency. So Mr. Hammond has been busy with broadcasting and has only recently returned from a stay in Italy where he has helped install his system of license-tax radio broadcasting.

Three stations, at Rome, Milan and Messina, will operate on wavelengths of 425, 395 and 455 meters respectively. Each subscriber will pay a license fee of 50 lire and a further fee ranging from 20 lire for a crystal set or a single vacuum tube apparatus to 150 lire for the larger sets.

While in Rome, Mr. Hammond had an audience with the Pope, whom he describes as being a real "fan" who understands the operation of his set and is greatly interested in the advance of radio and broadcasting.

Mr. Hammond is at present experimenting with transmission on short wave lengths.

Lowest Minimum Capacity



"CROFOOT"

Vario Condenser
"with the red stripe"

Greatest tuning range. Ratio of 1 to 74. Twelve other features in Premier Crofoot. Electrically and mechanically a real job of engineering. Record low phase angle loss. Made of brass and hard rubber throughout. \$2.75 to \$3.75. Vernier attachment, dial included, 75 cents extra. Send for free Bulletin No. 94 giving all exclusive features and showing full Premier line.

Premier
Electric Company
3809 Ravenswood Ave.
Chicago

PREMIER Quality
Radio Parts

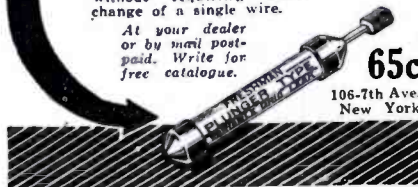
Fits Grid Leak any mounting

FRESHMAN PLUNGER
TYPE VARIABLE GRID LEAK
was designed especially for the non-technical set owner who can replace in an instant the fixed grid leak with this new, efficient cartridge type Variable Grid Leak without requiring the change of a single wire.

At your dealer
or by mail post-
paid. Write for
free catalogue.

65c

106-7th Ave.
New York



"Quality Goods for Quality Readers"



\$95⁰⁰

A New Superior Broadcast Receiver

SIMPLE—LONG RANGE—HIGHEST QUALITY
NON-RADIATING—NON-REGENERATIVE


Completely Constructed

WITHOUT ACCESSORIES
TRANSPORTATION PREPAID

Two Stages Tuned Radio Frequency—Detector and Three Stages of Audio Frequency Amplification.



PLIODYNE 6
Front View Showing Simplicity of Control



PLIODYNE 6
Interior View Showing Compact and Efficient Design

A New Marketing Plan

Rather than sell this high grade receiver to wholesalers at \$190.00 less 50% discount we are going to sell it direct to you at wholesale, saving you \$95.00 and at the same time giving you the finest set that can be bought for twice the amount.

Inspect the "PLIODYNE 6" at Our Expense

We will send the "Pliodyne 6" C. O. D. transportation prepaid with privilege of inspection. If it does not appeal to you as the finest medium priced broadcast receiver you ever saw, return it to us at our expense.

Otherwise take advantage of

A Free Trial

Accept the C. O. D. and try the "Pliodyne 6" for five days, if you are not satisfied in every way return it at our expense and we will return your money.

Our Guarantee

We guarantee every GOLDEN-LEUTZ "Pliodyne 6" to be the finest broadcast receiver that can be manufactured using 6 tubes or less and to be satisfactory to you in every way and to reach you in perfect condition.

You take no risk whatever in sending us your order for unless you are completely satisfied with the receiver and with your saving you may return the receiver to us and we will refund your money.

Address

GOLDEN-LEUTZ, INC.
476 BROADWAY **NEW YORK CITY**

Licensed under Farrand Agreement and Hogan Patent No. 1,014,002

Note:—We reserve the right to withdraw the Free Trial Offer
if our Factory Production is exceeded.—Golden-Leutz, Inc.

"Quality Goods for Quality Readers"

Set building is simple with Dubilier Devices!



The MICADON: Use this standard fixed condenser when you build. It has permanent capacity. Its extension tabs make it easy to install. 90% of all sets made use of Micadons.

The DUCON: Save the expense and labor of erecting antenna. Buy the Ducon—the standard socket plug. Just screw it into your lamp socket and it will pick up programs clearly and distinctly!

The DURATRAN: Build a powerful set by using this radio frequency transformer. It amplifies with a constant of over twenty on the complete broadcasting band—225 to 550 meters.

Dubilier

CONDENSER AND RADIO CORPORATION

LATEST WHOLESALE RADIO CATALOG

FREE Simply send name TODAY for big 48-page catalog of latest radio goods at Wholesale. Live dealers and agents wanted. STANDARD RADIO CO., 110 East 13th, Kansas City, Mo.

MORE PROFITS

To Dealers Who Buy Nationally Advertised Radio Goods from Our Bargain Catalog! Write for It Today! **AMERICAN RADIO MFG. CO.** Dept. U 6 WEST 14TH ST. KANSAS CITY, MO.

Wonderfully Clear!



ATTACHED to your phonograph, N & K Imported Phonograph Unit gives you a loudspeaker whose clear, rich, mellow tone will delight everyone who hears it. Free from blares and blasts, from whines and rattles. Attaches instantly to any standard phonograph. \$7.50 at leading dealers in radio and phonographs. Write for folder, TH. GOLDSCHMIDT CORP., Dept. W12, 15 William St., New York, N. Y.

Reg. U. S. Pat. Off. 41 Common St., Montreal, P. Q.

IMPORTED PHONOGRAPH UNIT

CRESCENT LAVITE RESISTANCES

ABSOLUTELY NON-INDUCTIVE
12,000, 48,000, 50,000, 100,000 Ohms
List \$1.50 Each



Special Sizes to Order
USED IN ALL CIRCUITS AND RESISTANCE COUPLED AMPLIFIERS
When better resistances are made they will bear the Crescent label.
Dealers write for discount
CRESCENT RADIO SUPPLY CO.
3 LIBERTY ST. JAMAICA, N. Y.

"Quality Goods for Quality Readers"

The Plunketteers

(Continued from page 33)

big pictures which star alone in Broadway theaters such as "The Sea Hawk" and "Monsieur Beaucaire."

This month (December) the "Plunketteers" will do more than their bit in contributing to the pleasure of the musically inclined listeners-in. There will be heard, for instance, the ever popular Kitty McLaughlin, whose presence on the Strand stage has drawn patrons for the last four seasons. Miss McLaughlin who comes from Rutland, Maine, was trained in the New England Conservatory of Music, and has held a number of church positions in New England. She may now be heard at the Munn Avenue Church in East Orange. This lady, who sang as a child, is one of the few fortunate people who has been able to fairly sing her way through life. At all times in her education her voice has supported her. Last year she sang at the Maine Festival, which is given in the Berkshires at Bangor and Portland, and appeared there with Calvert and Bori of the Metropolitan. On her arrival in New York, she became John Murray Anderson's prima-donna in his first review at the Palais Royal. But operatic arias are her forte, and it is these in which she will be heard this month.

"What do you like to do outside of singing?" I asked Miss McLaughlin. To which she very promptly replied: "Outside of singing I like to sing."

Other favorites who will be heard at the Strand include the Strand Quartet with the Messrs. Young and Mellor as tenors and Reardon and Thomas as basses. They will be particularly welcome during the holiday season, for they will do the Christmas Carols.

The most unusual feature on the schedule of the Strand Theater for early December comes in line with the picture, "The Sainted Devil," in which Rudolph Valentino stars with Dagmar Godowsky. Miss Godowsky, who is the daughter of the famous pianist, Leopold Godowsky, is herself a pianist and singer of note and she will appear as a broadcaster early in December. But more important is the fact that her father, the great Leopold Godowsky himself, will for the first time be heard over the air by a radio audience on the same occasion.

The Strand orchestra itself is worthy of note, as every man in it, without exception, has been in a symphony or in the Metropolitan Opera orchestra. The fact that the Strand offers these musicians a steady fifty-two weeks a year engagement with no lowering of their musical skill, makes it possible for Carl Edouarde to take his choice of the men in the numerous symphony orchestras of the country. This, of course, is in itself sufficient explanation.

(Turn to page 80)

Appliances and Devices


(Continued from page 69)

creates distortion. The new Bel-Canto horn is made of an entirely different material than used in any other horn and is an exclusive Bel-Canto product, it is made in layers, each of a different density. Each one has a certain neutralizing effect which entirely eliminates the false vibration.

The Bel-Canto Loud Speaker possesses the purest possible tone quality and the greatest volume possible to obtain without a power amplifier. It stands 29½ inches high and the bell is 15½ inches in diameter.

Lincoln Oscilloscope

THE Lincoln Oscilloscope is a compact unit consisting of three coils, mounted in such a manner, that all coils may be in the same plane or one may be varied in its relation to the other two. It is a perfect oscillator for super-heterodyne sets, separate heterodynes for continuous wave reception,



or small transmitters. The coils are machine wound and accurately computed for frequencies which this oscillator is designed to cover.

Variations of coupling are made from the front of the panel. It is unnecessary to touch the coils and change the oscillator frequency while making these adjustments.

Low Ratio Thordarson Transformer


A 2-to-1 ratio audio-frequency transformer, which is reported to be ideally suited for three-stage amplifiers as well as reflex purposes, has been placed on the market by the Thordarson Electric Manufacturing Co., of Chicago. Some of the prominent set makers are already using it in their latest models.

This Thordarson product has the same type of layer wound square coil, snugly fitting around the square core, that is also found in the 3½-to-1 and 6-to-1 models made by this manufacturer. It is claimed that with a square coil, the layers cannot slip and cause open circuits, also that the snug fit eliminates air spaces between coil and core, thereby preventing losses of energy, losses of volume on low notes especially, and avoids leaks from the primary, which may cause a set to howl. The core has an oversize ¾-inch cross section, that provides approximately a 50 per cent. larger magnetic circuit, which it is stated minimizes core losses and prevents oversaturation.

Broad ribbon leads, locked in the coil, give short, direct, substantial connections to the patented inner-locked terminal posts to dispense with the possibility of tangled or broken wires inside. Another feature, which is said to be exclusive, is that the special silicon steel core is clamped in the case instead of being held by rivets or screws that might cause short circuits or eddy current losses between the laminations.

(Turn to page 82)

EISEMANN
ELECTRICAL EQUIPMENT



Type 6-D Broadcast Receiver

Non-oscillating — Non-radiating

THE real, intrinsic value of the 6-D Receiver can be fully appreciated only by making direct, side-by-side tests with other makes.

Such comparisons need not be confined to sets in the same price-class. The 6-D is the equal, in every detail, of many receivers priced \$25, \$50 and even \$75 higher.

Performance of the highest order strikingly attractive appearance and moderate price—all these elements of true worth are found in the 6-D

You will note its clarity and the full, generous volume. You will also observe the unusual sharpness of tuning. And the finely carved, high finish mahogany cabinet will make a strong appeal.

SPECIFICATIONS

Circuit: Two stages of tuned radio frequency amplification, detector and two stages of audio frequency amplification. Non-oscillating. Non-radiating. Astatic transformers used to minimize mutual induction.

Tubes: Five in all. Jacks provided for either five or four tube operation.

Batteries: Either storage or dry-cells.

Cables: Complete set supplied for "A" and "B" batteries.

Wave lengths: 200 to 600 meters, with uniform efficiency of reception.

Aerial: 75 to 125 feet, single wire.

Panel: Aluminum, with attractive crystal black finish. A perfect body capacity shield.

Dials: Sunken design. Shaped to fit the hand and permit a natural position in tuning.

Rheostats: Adequate resistance for all standard base commercial tubes.

Condensers: Single bearing, low leakage losses.

Sockets: Suspended on cushion springs which absorb vibrations.

Cabinet: Mahogany, with distinctive lines and high finish. Ample space provided for "B" batteries.



Price \$125.00
without accessories

EISEMANN MAGNETO CORPORATION

General Offices: 165 Broadway, New York

DETROIT

SAN FRANCISCO

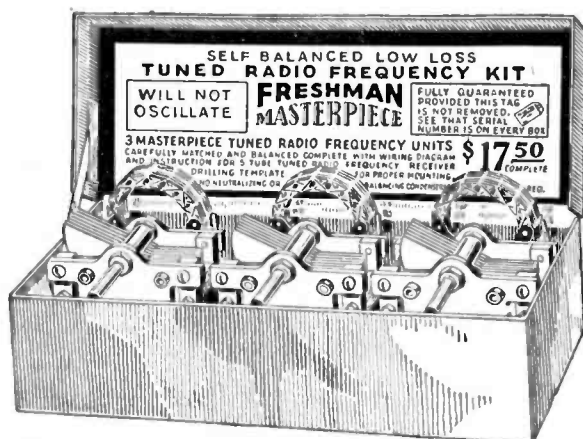
CHICAGO

"Quality Goods for Quality Readers"

FRESHMAN MASTERPIECE

It's Easy to Build

a five tube radio frequency receiver when
you use the Freshman Masterpiece Kit



No Neutralizing or Balancing Condensers Required

when you build with this kit to produce a radio frequency receiver that will bring in even the most distant stations with the volume and clarity of locals. So selective that stations can be brought in day after day at the same dial settings. A set that will be the equal, if not the superior, to any 5 tube receiver on the market, and what's more, it's the easiest set in the world to operate.

Kit consists of 3 Masterpiece Tuned Radio Frequency Units carefully matched and balanced. Complete with wiring diagram and instructions for building any 5 tube tuned radio frequency receiver and also drilling template for proper mounting. . . .

\$17.50

Each and every Freshman Masterpiece Coil bears a serial number and Trademark—our guarantee of electrical and mechanical perfection. Every genuine Freshman Coil is made of specially insulated wire to prevent short-circuiting, so often caused by inferior coils. For your protection demand only the genuine. At your dealers, otherwise send purchase price and you will be supplied without further charge.

CHAS. FRESHMAN CO., INC., 106 Seventh Ave., New York

REDUCE STATIC

Pat.
Pending
690459

by using our super-sensitive
Omni-Directional Aerial

*Collapsible, Ornamental,
Mechanically Perfect*

Can be used either as a loop
or antennae inside or outside.
A wonderful value featured at a
price within the range of all.

Ask your dealer or send order direct

\$10.00

The Portable Globe Aerial Co.
1602 Locust Dept. 67 St. Louis

Prepaid in U. S.



RADIO CATALOG

Crammed full of Biggest

100 Live Pages

Contains inter-
esting explana-
tion of num-
erous

benefits of

Radio

which

you may

enjoy—told in

language any-
one can under-
stand. You should
get it before buying.

Liberty M. O. House, Dept. 7062 106 Liberty St., N. Y. C.

FREE

Bargains
in Sets,
Parts and
Access-
ories—

Everything you
may need to build
or equip any set.

Satisfaction or
your money back.

Don't Delay!

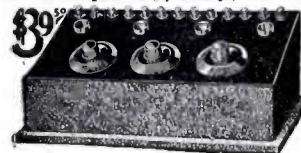
Send for it TODAY!



Make \$100 Weekly—sell RADIO

Demonstrate once—results mean sure
sale. Coast to coast, lowest prices,
attractive four-tube instrument \$39.50.
Big commission to you. Exclusive ter-
ritory to proven salesman. Territory
going fast, write today for large
illustrated book No. 100. Don't fail
to give name of your county.

OZARKA, INC.
822 Washington Blvd., Chicago, Ill.



**DEALERS WRITE
FOR QUICK SELLING**

**KITS
RADIO PARTS**

WHOLESALE ONLY

HAROLD M. SCHWAB, INC.

55 VESEY ST., DEPT. WAN
NEW YORK CITY, N. Y.

My Happy Radio Career

(Continued from page 30)

just jogging along in this fashion, when I received an important telephone call, followed by a visit, from one of the men who promoted WLAG, the Twin City radio station. They had gone to various club women for suggestions as to a director for the station, and my name had been mentioned. As they were in a hurry to open the station, they gave me twelve hours to make a decision. I took it, agreeing to work three hours a day. After six

The Plunketteers

(Continued from page 78)

tion of the remarkably high caliber of the Strand orchestration.

Another singer who will appear on the Strand program in December is Estelle Carey, soprano, who is the only woman to have ever been adopted by the Newspaper Club of New York. She sang there during the Democratic Convention and so completely won the hearts of the newspaper men that they nicknamed her, "The Little Brown Thrush of Broadway." Miss Carey sang her way down from Canada and into the hearts of the Strand audiences, whom she has been entertaining for the last two years.


"A radio program," says Mr. Edouarde, "must be balanced, just as must a concert program. The trouble with the majority of radio programs is that they are not sufficiently diversified. Too much of the same kind of music is given, whereas we should appeal to the taste of all. Anyone who has watched the development of music on Broadway in the last ten years, must be amazed at the progress it has made. When we started at the Strand, we hardly dared even announce an orchestra. Today, the audiences are really receptive of new things. We watch them carefully, of course, and when we find that the innovation is not welcomed we do not repeat it again until later. When you reflect that this year the Strand sold its sixty-second millionth ticket, you have some idea of the number of people who have been educated up to good music in this play-house.

"You must understand, too, that the audiences of today know when a thing is sloppily played. We repeat our best numbers until the public is entirely familiar with them and if we are not up to the mark in our rendition of a number, it immediately makes itself evident in the applause.

"Therefore, the concert programs that go out from the studio under Mr. Plunkett's direction, will be carefully played with a varied appeal, with a skilful adjustment of new and old compositions and with the same desire to please and to educate which has been the Strand policy for the past ten years."

IT'S HERE!

The New Kellogg R. F. Transformer That Brings 'Em In!



No. 1602

A radio-frequency transformer of the aperiodic type suitable for all sets with which tuned radio-frequency is desired. Also used for one stage of audio-frequency amplification ahead of regenerative sets to prevent re-radiation.

Consider these points of superiority—

- No dope to hold windings in place.
- Soldered connections.
- Mounting bracket holds coil at correct angle.
- Minimum rubber used in form.
- Lowest possible loss.
- Works with any .0005 condenser.
- Secondary arranged with suitable taps for biasing features.

This transformer makes the construction of a radio-frequency set an easy matter, assuring best possible reception with widely varying types of circuits, including reflex.

Built and guaranteed by Kellogg Switchboard and Supply Company.

No. 602 Transformer at your dealer's for \$2.35 each. Use—Is The Test.

KELLOGG SWITCHBOARD & SUPPLY CO.

1066 W. Adams St., Chicago, Ill.



EDSON Will Allow You \$4.00 for Your Old Headset

Another Edson achievement—the creation of a 4000-Ohm Edson Super DX Phone—enables us to make a most unusual offer.

SPECIAL OFFER: We will allow you \$4.00 each on your old headsets—regardless of age, make, or condition—to apply on the purchase price of from one to four \$8.50 Edson Super DX 4000-Ohm Headsets. **YOU SAVE \$4.00** on each phone ordered by using the Special EXCHANGE COUPON below. Limit: four phones to a family at special introductory price. Simply mark your name and address plainly on the package containing your old headsets and send remittance by Money Order or Registered Mail, enclosing coupon below. Act quickly; quantity limited.

Dealers: Write for our wonderful selling plan.

Special EXCHANGE COUPON

This coupon and your old headsets entitle you to an allowance of \$4.00 each on from one to four 4000-Ohm Super DX Phones, valued at \$8.50 each. You pay only \$4.50 for each phone ordered.

(WA-12)

Faithfully reproduces the lowest and highest tone signals that come in on your receiving set. Fully guaranteed. Regular price \$8.50. **SPECIAL INTRODUCTORY PRICE WITH COUPON, \$4.50, including phone plug.**




EDSON RADIO SALES CO. ELMWOOD PROVIDENCE, R. I.

"Quality Goods for Quality Readers"

BAKELITE

TRADE MARK REG. U. S. PAT. OFF.



K. & C. DeLuxe and Bakelite

For clear radio reception, reliable insulation is essential. That is why the Kilbourne & Clark Mfg. Co. uses Bakelite—radio's premier insulation—for this K. & C. De Luxe receiving set.

Manufacturers who use Bakelite insulation guarantee good results from their radio sets. Amateurs will do well to profit by the experience of these radio experts and use Bakelite when building their own sets.

Send for Our Radio Map

The Bakelite Radio Map lists the call letters, wave-length and location of every broadcasting station in the world. Enclose 10 cents to cover the cost and we will send you this map. Address Map Department.

BAKELITE CORPORATION

247 Park Avenue, New York, N. Y.
Chicago Office: 636 West 22d Street

Write for our Booklet "A."



THE MATERIAL OF A THOUSAND USES



BAKELITE
Condensite
REDMANOL

are the registered Trade Marks for the Phenol Resin Products manufactured under patents owned by **BAKELITE CORPORATION**

weeks, I was there three-quarters of the time. By the end of that year, I had plunged in, severed my connections with the church at which I had been singing, obtained a leave of absence from the MacPhail School of Music, where I was a member of the faculty, and was thoroughly enjoying the life of excitement which any broadcasting station develops.

I have never enjoyed any work as much as I am enjoying my present occupation. As I look back, I feel that every influence in my life, from the first stamp of my foot, and "Me von't," to the present time—has fitted me for what I am doing. My singing and successful control of audiences has certainly made me sensitive to the public pulse. My fondness for literature, for domestic science, for music, has certainly given me a sense of balance, and made it possible for me to appreciate any kind of a program, so long as it is good; from jazz to symphonies, from grain markets to lectures. I like it all, but not too much of any one thing.


I am fond of every club I belong to, but the older I grow, the more convinced I am, that if women would wait until their lives were partly lived, they would bring a richness of experience and balance into their club work with and for other women.

Appliances and Devices

(Continued from page 79)

The National Transformer

THE National Transformer Mfg. Co., Chicago, has made several additions to its line of radio transformers. Now there is a National Transformer to meet different



radio requirements. A distinctive departure from the common practice has been followed in naming the new transformers. Each is called after some type of battleship, because of some characteristic common to the transformer and the type of battleship after which it is named.

The National U-Type Transformer, for example, resembles the U-boat in that it has been stripped of all superfluous rigging in the way of an outer case and the like. However, the function of the transformer is in

FARAWAY RADIO

\$2950

Gets stations Far and near Loud and Clear



FARAWAY Radio Sets are amazing values at bargain prices. Users get stations from New York to Frisco—loud and clear. Operate with either dry cells or storage batteries. Beautiful cabinet finished in mahogany with new platinum-finished panel. SATISFACTION GUARANTEED. Don't pay \$100 to \$150. Write for our money-saving plan and literature.

2-Tube Set - \$29.50
4-Tube Set - 59.50

Dealers - Agents: Biggest possibilities you ever heard of. Write for plan and territory quickly.

THE FARAWAY RADIO CO., 658 W. THIRD ST., CINCINNATI, O.

TELEGRAPH AND RADIO INSTRUMENTS



FRAME CONNECTION No. 9007.

Open circuit Keys are recommended when it is desired to have two way communication between points without the use of closed circuit batteries.

Other types carried in stock.
No. 9037 Legless Key, Polished Brass Body..... 6.00
No. 9035 Leg Key, Polished Brass Body..... 5.60

Send stamps for Telegraph Manual 43-W. Special Price to Dealers.

J. H. BUNNELL & CO. 32 Park Place, N. Y.

"Quality Goods for Quality Readers"

Why it is Better

“**M**ASTER of Every Note in the Orchestral Range” is the proven claim of the Federal No. 65 Audio Frequency Transformer! Volume without distortion is the basis for the beauty of Federal Tone.

From its oversize locking nuts to its heavy brass mounting feet the Federal No. 65 Transformer incorporates the same engineering skill that has made Federal the recognized leader in electrical communication apparatus since 1890.

Insist upon Federal parts for your “pet” hook-up. There are over 130 standard parts bearing the Federal iron-clad performance guarantee.

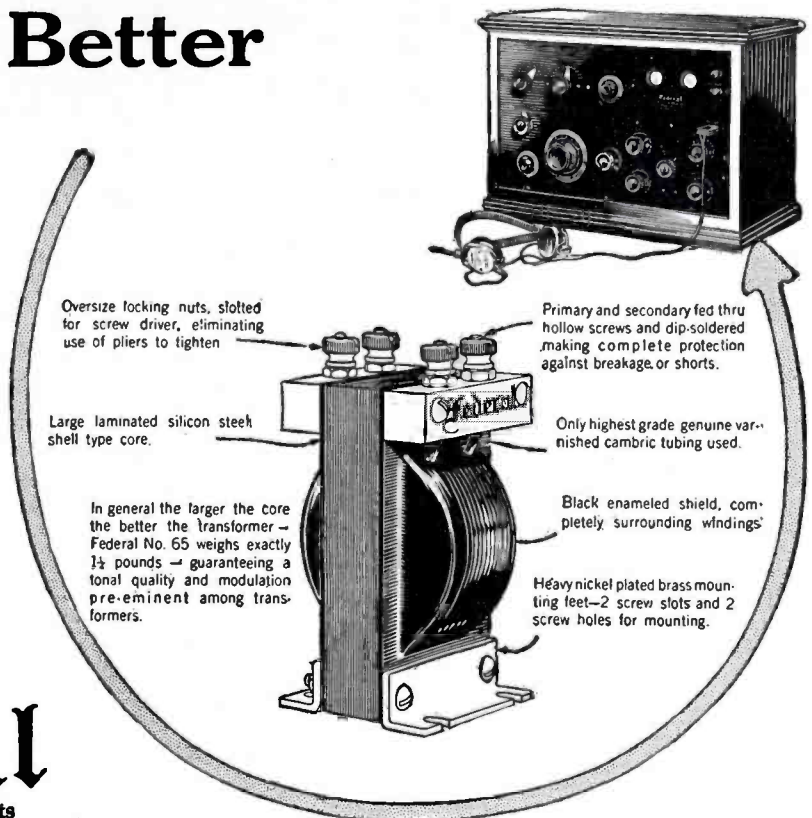
FEDERAL TELEPHONE & TELEGRAPH CO.
Buffalo, N. Y.

Boston New York Philadelphia
Chicago Pittsburgh San Francisco
Bridgeburg, Canada



Federal

Standard RADIO Products



THE SYMBOL OF SERVICE

CONTINENTAL

“New York’s Leading Radio House”

Quality has kept them foremost



SUCH radio receivers as the Crosley Newport Stridyne and the Kennedy Model XV have maintained their popularity not only because they combine the three essentials of radio, efficient performance, attractive appearance and moderate price, but because they are receivers of real quality.

Quality or the ability to stand up under constant

use helps greatly in satisfying your customers. You can sell your customers on the quality of these two receivers and feel sure that the manufacturers back of these sets have given the best that experience can build.

You don’t have to push them—just show them—then watch your profits increase.

2087-Q

CONTINENTAL RADIO & ELECTRIC CORPN.

15 Warren Street

New York, U. S. A.

“Quality Goods for Quality Readers”

HEATH

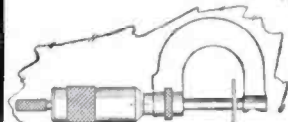




Permanently
FLAT plates

The well known Heath process of stamping rotor plates to lasting flatness makes the new Heath a permanently satisfactory instrument.

Micrometer
Geared Vernier

Ordinary adjustments reduced by separate geared adjustment to hair-breadth distinction. We guarantee the Heath Vernier Condenser to be more highly selective than any condenser employing a vernier which actuates ALL of the plates.



RADIANT — Non-Dielectric CONDENSERS

A new type of end plate which banishes leakage and capacity effects, added to the popular Heath features of permanently FLAT Plates and the most perfect type of vernier. These advantages of Heath condensers are the best guarantee of lasting satisfaction.

PRICES FOR VERNIER CONDENSERS

	With Dial	Without Dial
No. 12 AV 12 Plate...	\$5.00	\$4.35
No. 24 AV 24 Plate...	5.50	4.85
No. 44 AV 44 Plate...	6.50	5.85

Plain types in all sizes



HEATH Sockets With the Exclusive Shock Absorber Feature

Bakelite base into which re-inforced phosphor bronze, self cleaning contacts are securely embedded. Binding posts are slotted hexagon nuts. HEATH Standards of material and workmanship.....Price 75c

Heath Bakelite dials in three sizes


HEATH RADIO & ELECTRIC MFG. CO.

203 FIRST ST. NEWARK, N. J.
Exclusive Canadian Distributors
Marconi Wireless Telegraph Co., Ltd.,
Montreal, Canada

no way impaired, though the price is somewhat less than the same transformer would be if the cost of the case and the extra assembling were added. The U-Type is an audio-frequency of the highest quality. It comes in either 3½ to 1 or 6 to 1 ratio.

Mohawk Receiving Set

THE Mohawk Electric Corporation of Chicago, has just placed on the market a radio receiving set which can be tuned with a single dial. The Mahawk set will tune in one distant station after another with full loud speaker volume and without interference from local stations. The clearness of tone gives a new meaning to the word "radio." Unusual volume is obtained without distortion. The Mohawk set can be operated with a long or short aerial, or no aerial at all, without making any adjustments and it will give excellent results under



varying conditions. Stations once found and logged will always come in at the same point on the single dial.

The Mohawk set uses five tubes. The circuit has two stages of radio-frequency amplification, a detector and two stages of audio amplification, and is an improved modification of the tuned radio-frequency principle. Synchronized condensers and perfectly balanced transformers eliminate distortion. The wave length range is from 150 to 650 meters. Shock absorbing genuine bakelite sockets and a bakelite panel are used in all models.

The period cabinet shown in the illustration is the "table" type. Other models are the "console" type, which includes a loud speaker and room for A and B batteries and the "consolette" type, which has the loud speaker as an integral part of the cabinet and has space for the B-battery. All cabinets are of piano construction, five-ply, with mahogany veneer and are finished in two-tone Adam brown mahogany, hand rubbed. All connections are made in the rear of the cabinet.

Durham Variable Grid Leak

THE Durham Variable Grid Leak permits control of the grid resistance, which materially assists in bringing in distant stations



more clearly and cuts out "mush." Just a touch of the plunger in or out, as may be required, clears up the signals and enables your tube to operate at its highest point of efficiency. Minimum grid leak resistance is obtained with the plunger all the way in and maximum resistance with the plunger all the way out.

"Quality Goods for Quality Readers"

MARLE

TRADE MARK
REG. U. S. PAT. OFF.



**Radio &
Audio Frequency**

TRANSFORMERS

**Buy One Now
Prices \$3.00
up to \$6.00**

MARLE ENGINEERING CO.
ORANGE, NEW JERSEY

If you could make a comparison capacity test of our noiseless mica condensers,—as many leading set manufacturers have done,—you likewise would ever after insist on NEW YORK COIL CO'S.

338 Pearl Street, New York City



The best switch made and it LOCKS your set, too!



DON'T worry any more about someone meddling with your radio set while you are away. Simply remove key from Walbert Filament Lock Switch and take it with you just as you'd take the ignition key from an auto. Sturdy, compact, efficient. Shell and key handle insulated from circuit. No finer switch, and none made with unique lock feature. Extra key with special key ring attachment, 20c.

At your dealer or sent postpaid on receipt of purchase price.
(Please mention dealer's name.)

Jobbers and Dealers: Write for Discounts
THE WALBERT MANUFACTURING CO.,
925 Wrightwood Avenue Chicago, Ill.



Safeguards Tubes and Batteries

It will fit the standard grid leak condenser base such as the Dubilier. It does not require special drilling of panels although a quarter inch hole drilled through your panel will enable you to operate the plunger directly from the panel front if you so desire.

The Durham Variable Grid Leak may be used in practically any standard set by replacing your present type of fixed leak.

The Radio Lyre

(Continued from page 49)

there is no tendency toward resonance or distortion when resistance coupling is used for audio frequency amplification.

There has been much discussion as to the relative merits of resistance and transformer coupled amplification. It cannot be denied that transformers are more efficient, for the inductive relation of the windings steps up the input to each succeeding tube. With resistance coupling, it is only the varying voltage drop across the plate resistance that actuates the grid of the next tube. The amplification per stage, therefore, is simply the amplification factor of the tube. The redeeming virtue of resistance coupling is its faithful tone reproduction.

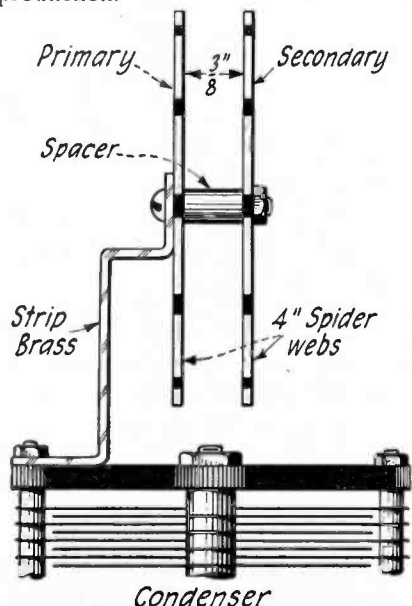


Figure 2—The spiderweb antenna coupler is mounted on the variable condenser by means of strip brass

Three stages of resistance-coupled amplification following a standard one-tube crystal reflex will provide all the volume any one could ask, with a quality of tone that will please the most temperamental artist.

The antenna coupler consists of an untuned primary closely coupled to a tuned secondary. The primary, P, consists of 10 turns of No. 18 DCC, wound on a 4-inch spiderweb form. It is more convenient to wind the heavy wire over and under two arms of the web instead of one. The secondary contains 50 turns of No. 28 DCC, wound in the usual manner on a 4-inch

30 leading set manufacturers indorse PACENT quality

PACENT Radio Essentials

- Adapters
- Improved Audiometer
- Autoplugs
- Balcons
- Coil Plug
- Coil Plug Receptacle
- Condensers
- Detector Stand
- Duplex
- Duplugs
- Duo-Lateral Coils
- Headsets, Everettons
- Jacks
- Jack Box
- Radiolamp
- Loop Plug
- Loop Jack
- Multi-Jack
- Plugs
- Patentmeters
- Rheostats
- Resistors, Laboratory
- Socket
- Twinadapter, etc., etc.



The foremost radio set manufacturers in the United States and Canada are using Pacent Radio Essentials as Standard Equipment. Only a high standard of quality which is dependable at all times, could justify this choice.

Let the judgment of these manufacturers guide you in the selection of your radio equipment. You can build a better set than your neighbor if you use better parts. "Don't improvise—Pacentize" is the slogan for radio results.

Your dealer will be glad to show you the Pacent Radio Essentials that you need for the next set you build. Write for complete catalog No. 10.

PACENT ELECTRIC CO., Inc., 22 Park Place, New York City

Washington Minneapolis Boston San Francisco Jacksonville Chicago
Birmingham Philadelphia St. Louis

Pacent

RADIO ESSENTIALS

"DON'T IMPROVISE — PACENTIZE"

DEALERS SAVE MONEY
By Ordering from Our Bargain Catalog of Nationally Advertised Radio Goods, Write for It Today!
AMERICAN RADIO CO.
Dept. U 6 WEST 14th ST. KANSAS CITY, MO.

YOUR CRYSTAL SET

will work 400 to 1,000 miles if made by my plans. No tubes or batteries. Copyrighted plans \$1.00. Satisfied customers everywhere. Particulars free.

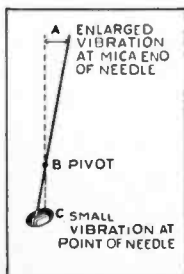
LEON LAMBERT
674 Kaufman Bldg. Wichita, Kansas

Sweeter Christmas Carols On Your Radio



\$10 Complete With Cord

RHAMSTINE★ Needlephone



This illustrates the "magnified reproduction" principle of Rhamstine's Needlephone. The delicate vibrations of the reed at "C" are transmitted through the pivoted needle and magnified at "A."

When the sweet, tender strains of "Silent Night, Holy Night" broadcast by some cathedral choir come in over your radio Christmas Eve, you will want a Rhamstine★ Needlephone to enjoy it to the fullest.

RHAMSTINE★ Needlephone

Nothing else will give the same mellow notes, the same discrimination of tone values, the same perfect reproduction because no other loudspeaker takes advantage of the "magnified reproduction" principle and the correct principle of acoustics (the laws of sound) as embodied in the phonograph reproducer.

The Needlephone gives all the advantages of the phonograph without even removing the needle. It has no metal diaphragm so it cannot produce metallic noises. It is more easily attached, requires no extra equipment, and can be used on any phonograph including the Edison with Victor adapter.

PAY NO MONEY TAKE NO RISK

Send the coupon today, pay on delivery, and try the Needlephone with your own set and your own phonograph. Try it with a soft needle on local broadcasting and see what pleasures await you. Try it with a loud needle and enjoy greater volume without metallic noises. Then, if you are not entirely satisfied, if you cannot say you get better reproduction, return it and Rhamstine★ will refund your money. Send this coupon today—there will be loss of things on the air that you will want to hear this Christmas.

J. Thos. RHAMSTINE★

J. Thos. Rhamstine★
504 E. Woodbridge, Detroit, Mich. (12)

Mail This Coupon To-day
Send me the Needlephone. I'll pay the postman \$10 upon its arrival. It is distinctly understood I may return it if I desire, within 5 days, and receive a refund in full.

Name

Address

"Quality Goods for Quality Readers"



Guglielmo Marconi, as he appears today. Signor Marconi is Honorary Chairman of the Radio Institute of America

Train for the big Jobs in Radio

There are big radio jobs waiting. Over 6,000 operators have already graduated from the Radio Institute of America. But the radio industry is just in its infancy. There are more demands for operators than there are trained men to meet the demand.

Conducted by the Radio Corporation of America, the Radio Institute offers the soundest instruction and the most logical means of employment after graduation. Write for information concerning our classes.

Home Study Courses

Conducted from New York City. Full instruction for those who cannot attend the San Francisco or New York City Resident School.

- A. Complete Home Study Course.** From beginnings of magnetism through code and commercial practice. Prepares you for U. S. operator's license.
- B. Advanced Home Study Course.** For the advanced radio student and experienced amateur. Specializes in C. W., I. C. W., telephone and radio measurements.

Send the coupon for full information

Radio Institute of America

(formerly Marconi Institute)
Established 1909

Western District Resident School
28 Geary Street
San Francisco, Cal.

HOME STUDY DIVISION
326 Broadway, New York City

Indicate by a cross X the course you are interested in

Radio Institute of America,
326 Broadway, New York
Please send me full information about
radio opportunities today, and your
COMPLETE RADIO COURSE
ADVANCED RADIO COURSE

Name.....

Address.....

spiderweb form. The outer terminal of the primary connects to the ground, and the inner to the antenna. The outer terminal of the secondary is connected to the stationary plates of the variable condenser, and to the grid; the inner post is connected to the rotating plates.

After a number of trials, it was found that the coils should be spaced approximately $\frac{3}{8}$ -inch from each other. This will provide a maximum of sensitivity and selectivity. They may be conveniently spaced by cutting a small rubber eraser to the right size, putting a hole through it large enough to pass a No. 8 machine screw. The coupler is then mounted on the variable condenser by means of a piece of strip brass, as shown in figure 2. The radio frequency transformer, RFT, may be any good make, designed to cover the wave length band of 200 to 550 meters. The audio frequency transformer should be a low ratio standard make to insure the best results.

The picture of the completed receiver shows how the parts were assembled and mounted. The two Ser-ar-de aluminum brackets, which may be purchased at any radio store, are drilled to pass the rheostat mounting screws. The sub-panel is drilled to mount the sockets, transformers, resisto-couplers and binding posts, and mounted on the aluminum brackets by machine screws. The parts are then mounted on the sub-panel, making a very neat and easily wired layout.

Filament control jacks are used to simplify the operation of the set.

The plate resistances, Ra, Rb and Rc, are 100,000 ohms each. The grid leaks Rm, Rn and Ro are 2 meg., 1 meg., and .5 meg. respectively. The resistances, leaks and grid condensers are very easily mounted and wired if Daven resistance coupling parts are used.

The heart of the set is the crystal detector. Many builders of crystal reflex sets do not get good results because of a poor detector. An adjustable, semi-fixed detector is by far the best. The writer found a silicon crystal to be the most efficient. The set described herein has been in use several months, and not a single adjustment has been made on the crystal since its initial setting.

With a 90-volt B-battery, the effective plate potential is about 75 volts. A 3-volt biasing or C-battery should be used to cut down the B-battery drain.

The completed receiver is extremely simple to operate. The filament control jacks eliminate switches. All the operator needs to do is to plug in the loudspeaker in the proper jack, and turn the dial to bring in the desired station. The tone quality, the simplicity and quietness of operation of this set makes it possible without any undue straining of our imagination to nominate it "The Radio Lyre."

"Quality Goods for Quality Readers"



"A" and "B" Battery Double Range Voltmeter No. 57
7½ and 150 Volts, \$10.50

WATCH — YOUR BATTERIES!

- ❑ Run-down and poor batteries cause more radio grief than poor tubes, static and all other sources of trouble combined.
- ❑ Reliable dealers are now testing batteries—on the counter—before your eyes—before selling them to you. They are using a Jewell No. 57 Semi-Portable Double Range Voltmeter for this service.
- ❑ This same instrument is being used by set owners for frequent testing of "A" and "B" batteries. It is very accurate.
- ❑ Ask your dealer. Buy from your dealer. Every radio "fan," "bug" or "nut" should have our 15-A Radio Catalog.

Jewell Electrical Instrument Co.
1650 Walnut Street — Chicago
U. S. A.

25 Years Making
Good Instruments



"B" Battery Voltmeter No. 84
\$2.75


The Night Before Xmas

(Continued from page 36)

New York! Posh! Old pappy couldn't be persuaded—he had quit "believing in Santa Claus" in the modern way—and he was pathetically out-of-date in consequence.

A "radio Christmas" is a perfectly harmonious combination; twin makers of joy in the home, in fact. How delightfully they go together is illustrated by a little Christmas radio stunt which we pulled off at a recent Christmas. At the very tip of the tree, we placed a large colored chromo of Santa Claus and just beside it a small loud speaker horn. Then we ran concealed wires down from this horn to the radio set, placed in another room. I won't give the technical directions here, because I'm no radio expert, but any radio handy man can tell how to do it. Connect your telephone so that you can amplify your own voice through the loud speaker of your own radio set. The speaker in another room can make his voice come out, amplified, from the

(Turn to page 88)



RADIO CABINETS Strong and Rigid

Remember that we pay mail and express charges—it makes quite a difference when comparing prices.

Specifications

Hardwood, rubbed mahogany finish. Top hinged, ends of top splined to prevent warping.

Panel size	Depth	Price
7x14	10	\$3.00
7x18	10	3.25
7x21	10	3.50
7x24	10	3.75
7x26	10	4.50
7x27	9	5.00
7x28	10	6.00

Mail and express prepaid East of the Mississippi River. We also make Radio Desks and Tables.

Send for free catalogue.

THE SOUTHERN TOY CO., Inc.
Dept. W. Hickory, N. C.

GAROD

NEUTRODYNE

Model V
\$195.00

Made by The GAROD Corporation
 120 Pacific Street Newark, N. J.

Canadian Distributors
Continental Equipment Co., Ltd.
 357 St. Catherine Street, West
 Montreal, Canada

ZENITH Super-Portable

A six-tube radio set, completely self-contained. Does not need to be opened to operate. Write today for full particulars and name of nearest dealer.

ZENITH RADIO CORPORATION
 McCormick Building, Chicago

Famous Frank 8-Tube Radio Super Kit

Frank Matched Transformers

\$85.00

Makes the Continent your Playground!

Just think of it, every broadcasting station in the country within your reach. Wonderful results from near and far—New York, Chicago, San Francisco, New Orleans, all come to you—easily, quickly, beautifully clear.

This wonderful 8-tube super heterodyne is the greatest radio receiver in the world. The most amazing value ever offered in RADIO. Black or mahogany panel finish, can be mounted on 7x26 inch standard, or fitted in cabinet. Makes a beautiful appearance, worthy of any home. All material the finest obtainable, workmanship that will stand any test. This set will last for years and give perfect satisfaction.

Any beginner can assemble it properly. Diagrams absolutely self-explanatory. Book of directions easy to follow. You can build the set in very short time, and enjoy doing it.

Every part in this kit has been thoroughly tested in the factory. All parts are perfectly adjusted to fit as shown in the diagram. Our guarantee protects you against parts injured or broken in shipment. New parts will be sent to you upon receipt of defective units.

Consists of

- 1—Drilled and engraved panel 7" x 26"
 - 3—Frank Intermediate Transformers
 - 1—Frank Input Tuner
 - 1—Frank Input Transformer
 - 2—Triple Panel mounting sockets
 - 1—Jewell 0-8 volt voltmeter
 - 2—Base mount sockets
 - 2—.0005 variable condensers
 - 2—10 ohm rheostats
 - 1—20 ohm rheostat
 - 1—Potentiometer
 - 1—A Battery Switch
 - 2—Single closed Jacks
 - 1—Single filament control Jack
 - 2—.005 fixed condensers
 - 1—.002 fixed condenser
 - 1—5 fixed condenser
 - 2—.00025 fixed condensers with lead mounts
 - 2—Grid leaks
 - 2—Audio Transformers
 - 1—Baseboard
 - 2—Dials
 - 2—Dial vernier controls
 - 2—Blinding Post Strips
- All necessary bus bar, spaghetti and hardware
Self Explanatory Wiring Diagram

Fada 5-Tube Neutrodyne Kit \$69.50

Finest 5-tube Neutrodyne set in the world. Wonderful tone production, sharp tuning and 3,000 mile range.

<ul style="list-style-type: none"> 3 Fada Neuroformers 1 Triple Socket Panel Mt. 2 Acmetran Trans. 3 Fada Neutrodons 3 Fada Single Sockets 1 Formica drilled and Engraved Panel Black or Mahogany—front or rear conn. (2) .006 Micador Cord 	<ul style="list-style-type: none"> (1) .00025 Micador Cord 1 Grid leak (2) Bakelite Rheostats 1 C. H. Battery Switch 1 Card Initial Jacks Posts 14 Lengths Bus Wire Spaghetti and wiring blueprint baseboard 3 4-inch dials
--	--

You Must be Satisfied!

SEND NO MONEY AT ALL

Just fill in the coupon and then pay the express man when he delivers it. Try it in your home for two weeks. If it is not all and more than we claim, return it and get your money back. You get the complete kit for \$85.00, plus the small express charge.

Perfection Radio Corp., Dept. BB., 78 Cortlandt St., New York.

Send me the kit I have checked, with the understanding that I can try it in my home for two weeks. If it is not all that I expect, I can return it and get my money back.



8 tube heterodyne — black finish mahogany finish

Name
Address

"Quality Goods for Quality Readers"



Engineers developed this special panel material for radio ONLY

THERE is nothing quite like Radion—"the supreme insulation"—for real results. The Bureau of Standard tests conclusively prove highest insulating characteristics. In the set you build, it will give you just that extra energy needed to tune in the distant stations. When you see Radion in a ready-built set, it is an evidence of general good quality in that set.

You can see the difference between Radion and common panel materials, if you will look at the finish. Radion has a high, polished finish. That keeps out dirt and moisture, which even in little particles on the surface, cause short circuits and reduce good reception. Look at Radion and other panels under a magnifying glass, if you can.

Everyone knows Radion is the easiest panel material to drill, cut and saw. There are eighteen stock sizes, two colors, black and mahogany. Sold universally by dealers who know radio. Better performance will make it worth your while to ask for it by name, and to look for the name on the envelope, and the stamp on the panel.

Radion dials to match, also sockets, binding post panels, insulators, knobs, and new Radion built-in horn.

Send for booklet

Mail coupon below for our catalog and booklet. "Some Insulation Stickers Explained."

AMERICAN HARD RUBBER CO.
Dept. W12
11 Mercer St. New York City

Chicago Office: Conway Building
Pacific Coast Agent: Goodyear Rubber Co.
San Francisco, Portland

RADION

The Supreme Insulation

PANELS

Dials, Sockets, Binding Post Panels, etc.

AMERICAN HARD RUBBER CO.,
Dept. W12, 11 Mercer St.,
New York City.

Please send me your catalog and booklet, "Some Insulation Stickers Explained."

Name
Address
City State

The Night Before Xmas

(Continued from page 87)

loud speaker on the top of the Christmas tree.

You can imagine what wild excitement there was among the children, when on Christmas morning, Santa Claus appeared to be speaking to the children from the top of the tree. The things he knew about the children as he called them all by name, left them aghast. That loud speaker became the most vivid part of our Christmas, for we not only used it to beguile the children, but to mystify our guests, and to add fun to our annual Christmas party.

I recommend to everyone with a three-tube or larger set who have children in the home, that they add this to their Christmas bag of tricks, for it is certainly a thriller, and it can be made to provide no end of surprises. I know of one family who made up a snow image of Santa Claus and put the loud speaker in its mouth; another dressed and fitted up a Santa Claus dummy, life size. This might be a good idea for a Sunday School Christmas party.

If you agree with me that radio is enchantingly intertwined with the Christmas spirit, you can carry this out to a slight extent even on your Christmas table. I have herewith supplied a special Christmas menu, which is as delicious as any you might conceive. It will, perhaps, appeal to enough readers of WIRELESS AGE, to make it a special radio-broadcast Christmas dinner, especially enjoyable in the knowledge that thousands of other radio loving families will also eat this dinner. I have varied the *pièce de résistance* from turkey to goose, to be a little different. We will dare to call it a national radio Christmas dinner. Radio is something of a gosling itself, being as yet in a developing stage!

If you are a rabid radio fan you might, to carry out the idea of a radio Christmas, seat at the table with you a life-sized stuffed dummy of Santa, rigged up with the loud-speaker scheme above mentioned, and have him conduct a conversation; someone in another room doing the "broadcasting."

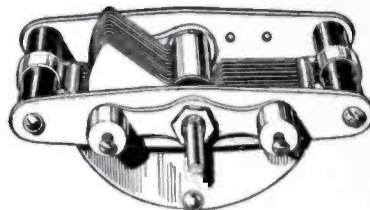
There is an infinite variety of opportunity to have fun with radio, and at Christmas time there is more than ever.

CHRISTMAS DINNER

- Scallop cocktail
- Celery stalks stuffed with peanut butter
- Olives
- Consommé
- Roast gosling
- Mt. Vernon apples

Prof. E.S. Post Office
Lincoln
RADIO PRODUCTS

Low-Loss Condenser



Improves Any Set!

Manufacturers of the finest radio sets are using the 23 plate Lincoln Low-Loss Condenser. For they know, after countless tests, that it will improve any set. Increases range of reception, selectivity, and volume. Most efficient electrically — strongest mechanically—due to several radical improvements. Minimum capacity extremely low. Two well-known laboratories found this condenser to have a lower high frequency resistance than any other condenser of this type. A complete die-cast job, rugged in construction and fully guaranteed. Sold by leading dealers. If yours cannot supply you, order direct giving dealer's name. Price \$4.50.

Write for Catalog



Fully describes all Lincoln Laboratory Tested and Guaranteed products—Lincoln Low-Loss Condenser, Lincoln Collapsible Loops, Lincoln "Long 45" Tuner, Lincoln Kit, Lincoln Oscilloscope—and shows 6 interesting hook-ups. Send your name and your dealer's name for a copy.

Lincoln Radio Corporation
224 North Wells Street, Chicago

The Standard of the World~



The base-type Freshman Variable Grid Leak

is the standard for those who build their own sets. It is the most compact and being entirely sealed it always remains unaffected by any climatic conditions.

Complete with either .00025 or .0005 Freshman Condenser—without condenser..... **\$1.00**
..... **.75**


At your dealer's, otherwise send purchase price and you will be supplied postpaid

Chas. Freshman Company, Inc.
106-7th Ave., New York

THE COIL WITHOUT LOSSES

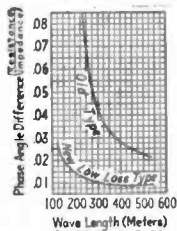
UNCLE SAM

MASTER TUNING COIL



A few features of the greatest inductance in the world—

1. Wound on moulded hard rubber.
2. The only coil wound with the wonderful Ambassador Litz wire.
3. Eliminates all adhesives.
4. Has a one hole mount and thin gold plated compensating spring contacts.



Laboratory tests prove conclusively that it is the only coil worthy of the name Low Loss.

When you build a set with this coil you build your final set.

FREE! Ask your dealer or send self-addressed stamped envelope for wiring diagrams of circuits in which this coil can be used.

UNCLE SAM ELECTRIC CO.
208 E. Sixth St. Plainfield, N. J.

DeJUR ONE HOLE RHEOSTAT



You can put this rheostat on your set in less than five minutes. It has everything—fine, clean-cut appearance, will wear for years, and is designed for maximum efficiency.

Consider these exclusive points: Non-corrosive, heat resisting, absolute contact by sliding rod on slide arm, interchangeable resistance element.

Guaranteed—any part replaced at any time. Sold everywhere.

Jobbers and Dealers Write for Discounts

DeJUR PRODUCTS CO.
Lafayette & Broome St., New York

- Scalloped potatoes
- Brussels sprouts, sauce piquante
- Orange punch
- Romaine Roquefort salad
- Plum Pudding
- Demi-tasse

Roast Gosling: Prepare as usual for roasting. For stuffing use four mashed hot-boiled potatoes, two egg yolks, one very finely-minced onion, two tablespoonfuls butter, salt and white pepper mixed thoroughly. Place in roasting pan, and arrange around it six-cored tart apples, seasoned with salt, pepper and butter. Baste frequently. Arrange gosling on platter with apples around. Skim fat from roasting pan, add one tablespoonful flour, blend and pour on two cups hot water, in which half a glass of currant jelly is dissolved. Pour sauce over apples and gosling and serve.

Mysteries of the Vacuum Tube

(Continued from page 51)

minute value of current, it will be best not to include it directly in the set itself, but to provide means for connecting it in the circuit, when it becomes desirable to measure grid current values.

We will now insert the tube to be measured in the socket, which is provided for its reception, and connect the batteries of the proper value for supplying the filament, plate and grid potentials to their respective sets of binding posts. There are several precautions to be observed in connection with these experiments that we are about to make. We must be very careful that there is no faulty condition inside of our tube, such as the grid touching the filament or the grid touching the plate. If the first condition were true and we were using a grid current meter, this meter would be burned out, also if the plate and grid were touching and we were measuring the plate current we would burn out the plate milliammeter. Therefore, the first test should be to place the tube in a circuit and see if it is in an operating condition, and if it functions in any degree at all, we shall be safe to go ahead with our tests. If, however, we get no signals, this is no sign that it is not safe to test the tube, as other conditions within the tube may prevent it from operating, as it has been doing without having parts of the tube actually in contact. However, no attempt is to be made here to discuss the various conditions governing the action of the vacuum tube, but instead we are trying merely to give the general picture of the method of curve taking, so that when in the next article we read concerning tubes from the point of view of their characteristic curves, we will be able to better appreciate the background that has already been prepared for our discussion by the preparation of our tube curves. As a final point, before we go ahead

“Quality Goods for Quality Readers”

Every Radio Fan should have this Book



JUST OUT 514 PAGES

Compiled by **HARRY F. DART, E.E.**

Formerly with the Western Electric Co., and U. S. Army Instructor of Radio. Technically edited by F. H. Doane

NO MORE need you turn from book to book, hoping to find what you want. It is all here, in 514 pages crammed full of every possible radio detail. Written in plain language, by engineers for laymen. More than 100,000 sold.

IT EXPLAINS: Electrical terms and circuits, antennas, batteries, generators and motors, electron (vacuum) tubes, every receiving hook-up, radio and audio frequency amplification, broadcast and commercial transmitters and receivers, super-regeneration, codes, etc.

Send \$1 to-day and get this 514-page I. C. S. Radio Handbook—the biggest value in radio to-day.


International Correspondence Schools
Box 6034, Scranton, Penna.

I enclose One Dollar. Please send me—post-paid—the 514-page I. C. S. Radio Handbook. It is understood that if I am not entirely satisfied I may return this book within five days and you will refund my money.

Name.....

Address.....

Check here and enclose \$1.50 if you wish the de luxe edition, bound in Leatheraid.



'SHEPCO' ALL WAVE Jr. Non-Radiating DX COUPLER

nabs those elusive Stations and holds 'em!

Wavelengths from 150 to 1,000 meters in single circuit; 150 to 700 meters in triple circuit—the bankwound and tapped primary and tapped secondary do the trick.

6 efficient hook-ups with every coupler or sent for ten cents to cover mailing **\$6** At all dealers or sent prepaid on receipt of price...

Made and Fully Guaranteed by

SHEPARD-POTTER CO.
Incorporated
Dept. W
33 So. River St. Plattsburg, N. Y.



**Don't Miss
a Program**

Get a

Valley Battery Charger

Sometime, haven't you wanted to hear a certain radio program . . . but could not because your storage battery was down?

Don't let it happen again. Add a Valley Battery Charger to your radio set, and you can always be ready to listen in. With the Valley Charger you can completely recharge any radio battery at home overnight.

Quiet in operation.
Full 6-ampere charging rate.
No liquids. No bulbs.

The Valley Battery Charger recharges 2-volt peanut tube cells, 6-volt A batteries, and from one to four 24-volt B batteries. Takes about a dime's worth of current for a full charge.

Plugs into the ordinary light socket like a fan or other household necessity, and is just as easy to operate. It has a grained and engraved Bakelite panel which harmonizes with any radio set. Clear glass top shows the simple, patented working parts at all times.

At radio dealers everywhere.

VALLEY ELECTRIC COMPANY

3157 S. Kingshighway St. Louis, Mo.

*The Complete Efficient
and Economical Aerial*

ANTENELLA

No Aerial or Antenna Needed



\$1.25

Why pay \$10.00 or more to have an aerial spoil the appearance of your home? Antenella eliminates all unsightly wiring, lightning arresters, etc., and precludes the possibility of dangerous grounding on a power line. It also stops "canary bird" re-radiation from nearby oscillating sets interfering.

ANTENELLA

is not only a real distance getter, but also overcomes troublesome static.

At your Dealer, otherwise send purchase price and you will be supplied postpaid.

Chas. Freshman Co. Inc.
Radio Condenser Products
106 Seventh Ave., New York

with the construction of our first curve, a great deal of care must be observed, when varying one value and observing another variable value, to prevent the other values from possible variation, such as plate potential, filament voltage and filament current. Therefore, let us use batteries which will not drop in voltage after a small amount of power has been drawn from them, and let us allow our tube to burn for a short time before we start to take our readings.

We are now ready to go ahead with the taking of a grid potential, plate current characteristic curve of our vacuum tube. By means of the potentiometer in the grid circuit in connection with the grid battery, we will adjust the grid potential, so that the grid is at a maximum negative potential with respect to the filament, and holding it at this point, we will observe the resultant plate current. Now, decreasing the grid potential so that the grid is less negative with respect to the filament, again observe the resultant plate current. We will continue this variation of grid potential until it reaches zero, recording both grid potential and resulting plate current at each setting. We will now adjust the grid potential so that it is slightly positive with respect to the filament and continue this grid potential in a positive direction until we attain such a value that the plate current ceases to increase with an increase in the positive grid potential. We now will have a set of values as represented in figure 8, and by using those values we may construct a curve as per figure 9. As the tube passes energy in one direction only, we will only have positive values of plate potential, but as the values of grid potential are both negative and positive, we will find that the curve will lie in the first and second quadrants of figure 4.

It would be well for the reader to appreciate the fact at this time that, in order to obtain a curve of the greatest degree of accuracy of any one tube, that a single set of readings seldom suffices, but that the experimenter has to make several sets of readings, and then construct a curve, which is an average of these several sets of readings. This article, however, is not intended to give the methods of accurate curve-taking, but more to show the groundwork that has to be performed, in order to have the curves that we will use to study the operation of our tubes.

Now that we have constructed our curves, we are ready to study them for a clearer understanding of the operation of our tubes, and in the next article of this series we will devote our attention to the use of the vacuum tube as a detector for the reception of radio-frequency currents.

Poly Plug

is the only phone plug equipped with the wonderful "tension slot" which permits you to pull and tug the cords all you want and still

Positive contact always maintained

It's Genuine Bakelite, too
At your dealers or by mail on receipt of purchase price

Polymet Mfg. Corp.
70-74 Lafayette St., New York

75¢
"WORTH IT"

RADIO

Big, complete stock. Standard prices. And you're sure it's reliable if its comes from Andrae.

Send for our catalog
JULIUS ANDRAE & SONS CO.
124 Michigan St. Milwaukee, Wis.

ANDRAE In Business Since 1860

RADIO

BIG MONEY IN A BIG FIELD

Be a RADIO EXPERT. Make big money. Win success in this new uncrowded field. Trained men needed. Learn quickly, at home in spare time, to construct, install, operate, repair, maintain and sell radio equipment.

RADIO EXPERTS EARN \$300 TO \$10,000 a Year!

Short course, low cost, easy terms, money back guarantee.

FREE Wonderful tube receiving set of latest design. Range of over 1000 miles. Write today for "RADIO FACTS."

A. G. Mohaupt, Radio Eng., Radio Assn. of America
4513 Ravenwood Ave., Dept. G-12 Chicago

Will YOU Cross the Line?

STOP-LOOK-THINK

\$150 a Week

See what a whale of a difference in pay a little extra training makes

\$40 a Week

LARGE radio corporations are paying up to \$10,000 a year for skilled Radio Engineers. To help meet this tremendous demand, the National Radio Institute—the biggest radio school of its kind in the world—has prepared an **ADVANCED COURSE IN RADIO ENGINEERING** for ambitious men who want to double and triple their pay. This new course is scientifically accurate—prepared by leading radio experts—yet easy and simple to understand. Only a few hour's study a day can make you a high-paid Radio Engineer. This is your chance to get out of the rut—to become a high-paid expert. Write today for **FREE** information about the wonderful opportunities in Radio Engineering and how you can qualify in your spare time. No obligation—Write now. Address:

**Radio Engineering Department
National Radio Institute
Dept. 46 MA, Washington, D. C.**



M
Marshall-stat

The Ideal Rheostat for All Tubes

The Marshall-stat provides a means of obtaining any desired tube adjustment with absolute precision. The Marshall-stat varies the resistance, not step by step, but smoothly, continuously, and uninterruptedly from zero to maximum.

The Marshall-stat provides vernier precision throughout its entire range. Yet there is only one knob to manipulate—no double adjustment to make.

Besides its precision and ease of operation, the Marshall-stat requires only one hole in the panel, has only two terminals, can be used with any tube or combination of tubes, and is so scientifically

constructed that breakage of the specially-treated Marshall discs is impossible. Compact—note full-size cut above. Can be fitted anywhere. Price \$1.75.

MARSHALL ELECTRIC COMPANY

3239 Locust Blvd., St. Louis, Mo.



Send for Old Man Ohm's descriptive folder on the Marshall-stat.

Make Your Radio Joy A Sure Thing

YOU are going to give a "radio party," or you are going on a hunt for "DX." You get yourself set for a "large" evening. Then some little unavoidable thing happens and you blow all your tubes. Money, fun and everything is lost. This can't happen if your set has a KANT-BLO on it.

Kant-Blo

SWITCH SIGNAL BINDING POST
Lights on any Short Circuit

Manufactured by

GANIO-KRAMER CO., Inc. New York

A NECESSITY— NOT AN ACCESSORY

The KANT-BLO is not an extra accessory to your set. It is designed as a B battery Binding Post or as an A battery filament switch. Post Style and Switch Style—are at all the best radio stores. If your dealer is out of stock send us \$2 for a KANT-BLO Binding Post Style, or \$3 for the Switch Style, and we will ship any number of KANT-BLOS direct to you, charges prepaid.

Sole Distributors

APEX RADIO CO. 503E Fifth Ave. New York

The DX Go-Getter

(Continued from page 35)


		R. F. Cond.	Det. Cond.
WEBH	Chicago	18¾	19
WHN	New York ...	17	17¾
WLS	Chicago	13¼	16¼
WBZ	Springfield ...	12¼	15¼
KDKA	Pittsburgh ...	11	14
WDAF	Kansas City..	26¼	25½
WOR	Newark	22	21¾
WJZ	New York....	30¼	30
WCAP	Washington ..	32¾	32
WEAF	New York....	36	36
KYW	Chicago	44	41¾

These were received between 7:30 P. M. and 8:30 P. M. in our laboratory located about a fifth of a mile from WEAF and about 500 yards from WNYC, both 500-watt stations. No interference from either was had at all.

CONSTRUCTION DETAILS

Unless a certain order is followed in wiring this receiver, it is liable to present difficulties to an inexperienced builder. The antenna transformer, the five sockets and the three audio transformers must be mounted along the rear edge of the baseboard, and the binding post strip securely fastened by angle brackets in the center rear of the baseboard. Lay out the panel and drill the holes for the two variable condensers, four rheostats and three jacks. Mount the instruments on the panel, and then lay it aside until all the connections are made on the baseboard that can be made. Start with the filament circuit and run one piece of bus wire from the first socket through the last two. The last two are connected in parallel. This is the positive leg of the filament and is common to all tubes. The rheostats are connected to the negative lead of each tube and should not be connected until the panel is placed on the baseboard. If care is used in wiring this set, the finished set will present a very good looking appearance, but it is not hard to make it the worst looking job you have ever done. Mount the grid condenser on the detector tube directly on a short piece of bus wire extending from the grid binding post to the socket so that your grid lead will be very short. The other side of this condenser then goes to the detector tuning condenser stationary plates in as direct a line as possible. The only long lead on the set is the antenna lead from the antenna transformer to the binding post. This can be obviated by placing the antenna and ground posts on the panel, but it does not present quite so good an appearance. It can be run in a very direct line to the binding posts back of the sockets, and although long can be kept out of contact with other wires. In making connections to the transformers do not trust to a loop connec-

Further Adventures of BURGESS RADIO BATTERIES



U. & U. Photos. The Shenandoah is Equipped with Burgess Batteries and MacMillan Carried them to the Arctic

If the quality of any product may be judged in part by the standing of its users, surely Burgess quality must be considered unusually high.

Burgess Radio Batteries are found where there's need for the most efficient batteries made—in emergencies where failure brings disaster—with explorers in far-off lands—with the unsung heroes of the air service—beneath the seas with the crew of the submarines.

"ASK ANY RADIO ENGINEER"


Send for the Burgess Radio Compass. Surprising—amusing and interesting to the entire family. Sent free of charge from 193 Burgess Engineering Bldg., Madison, Wis. Write for it.

BURGESS BATTERY COMPANY
Engineers DRY BATTERIES Manufacturers
Flashlight - Radio - Ignition - Telephone
General Sales Office: Harris Trust Bldg., Chicago.
Laboratories and Works: Madison, Wisc.
In Canada: Niagara Falls and Winnipeg




"Quality Goods for Quality Readers"

WHOLESALE DISTRIBUTORS
FOR



Radiolas and Radiotrons



Radio Corporation of America
Sales Dept., Suite 2066: 233 Broadway, New York
District Sales Offices:
10 South LaSalle St., Chicago, Ill. 433 California St., San Francisco, Cal.

ILLINOIS

TUSCOLA RADIO SUPPLY STATION
Dependable Radio Apparatus
TUSCOLA ILLINOIS

OHIO

THE MILNOR ELECTRIC COMPANY
Large Stocks—Quick Service
129 GOVERNMENT SQUARE
CINCINNATI, OHIO

MAINE

ATLANTIC RADIO CO., Inc.
Complete  *Service*
21 TEMPLE ST. PORTLAND, ME.

PENNSYLVANIA

LUDWIG HOMMEL & CO
920 PENN AVENUE PITTSBURGH, PA.
WHOLESALES 100% THROUGH DEALERS ONLY
WRITE FOR HOMMEL'S ENCYCLOPEDIA OF RADIO APPARATUS 256-E

MASSACHUSETTS

F. D. PITTS CO., Inc.
Exclusively Radio  *Exclusively Wholesale*
219 Columbus Ave. Boston, Mass.

Music Master Corporation
10th & Cherry Sts. 1005 Liberty Ave.
Philadelphia Pittsburgh
Special service to dealers on Radio Corporation of America products in Pennsylvania, New Jersey, Delaware, Maryland, District of Columbia, Virginia, West Virginia and Ohio.

ATLANTIC RADIO CO., Inc.
Complete  *Service*
727 Boylston St. Boston, Mass.

PENN ELECTRICAL ENGINEERING CO.
Westinghouse Agent Jobbers
SCRANTON, PA.

MISSOURI

WESTERN RADIO CO.
Dependable Merchandise from America's Greatest Manufacturers
BALTIMORE AT FOURTEENTH
KANSAS CITY, MO.

THE PHILADELPHIA ELECTRIC COMPANY SUPPLY DEPT.
130-32 So. Eleventh St.
Philadelphia

NEW YORK

CONTINENTAL RADIO AND ELECTRIC CORP'N
New York's Leading Radio House
15 WARREN STREET
NEW YORK

WEST VIRGINIA
CHARLESTON ELECTRICAL SUPPLY CO.
Electrical Jobbers
CHARLESTON, WEST VIRGINIA

TIMES APPLIANCE CO., Inc.
Approved Radio Merchandise Wholesale Only
145 WEST 45th ST. NEW YORK

DEALERS Here you will find the R. C. A. DISTRIBUTOR who can serve you best Tie up to him

tion around the post, but solder direct to the solder terminals provided. The use of the Celatsite wire is of great assistance in wiring up the set as the use of this colored wire will permit distinguishing leads and it will be much simpler to trace out your connections in case some of them are wrong. Do not omit the .001 mfd. by-pass condenser across the phone-jack and primary of the first audio frequency transformer. If this is omitted you may tune in a signal on your detector tube and lose it in the second stage of audio. The four Bradleystats used are essential to the operation of the receiver. As a careful control of the detector tube is very necessary, these Bradleystats may be used with any type of tube and, as far as that goes, the set may be operated with any type of tube, but better results are secured from 201-A's throughout, or four 201-A's and a good UV-200 in the detector. No changes are necessary for other tubes other than sockets to fit the tubes. No binding post is shown for the C-battery minus, as this was incorporated in the set proper. It is sometimes more handy to use an external C-battery, so if this is desired, another binding post should be added. The Samson transformers are properly shielded and no ill effects are had from mounting the transformers with their windings parallel, with only a socket intervening. Connect all rheostats to your common negative binding post with one length of bus wire, if possible. This forms the negative return for all grid return leads. In mounting the antenna transformer be sure to mount it so that the plane of its windings is at right angles to the plane of the grid winding on the detector unit as it is quite essential that no interaction take place between these two inductances. 90 volts B-battery is used on both amplifier stages and also in the radio frequency stage. Be sure to by-pass the B-battery and the A-battery with a good mica .006 fixed condenser, such as the Dubilier Micadon, as the radio frequency stage will not function properly without it. Place this condenser as close to the plate coil of the radio frequency tube as is possible.

OPERATION

Now do not expect to complete this receiver and sit down and tune in POZ or KGO the first time you turn the dials. We do not mean that this receiver is difficult to tune, but it has its peculiarities, and with this simple rule to follow you should have no trouble. Set the antenna coupling coil parallel to the other windings of the coil, so that full coupling is had and set the coupling on the detector unit about one inch out. Now tune the detector tuning condenser and the tickler coil as

"Quality Goods for Quality Readers"



U.S. TOOL CONDENSERS
TRADE MARK

The Innovation of the Year

ONE PIECE STATOR
(Pat. Applied for)

An EXCLUSIVE and IMMEDIATELY recognized by entire radio world. Eliminates broken contacts, soldered joints, leakage and resistance. Found in types 3 (plain) and 4 (all-vernier), **CELORON END PLATES**; Types 5 (plain) and 6 (all-vernier), **METAL END PLATES.**

CS and CV Low Price
Types always in stock.

ASK YOUR DEALER
100% Guaranteed WRITE FOR FOLDER

U. S. TOOL COMPANY, Inc.
113 Mechanic Street Newark, N. J.
Mrs. of Special Tools, Dies, Jigs, Automatic Machinery and Sub Presses.

RADIO long distance COMPLETE sets

THESE are the *best long distance sets at the lowest prices in history.* Wonderful new circuit that brings amazing results. **SATISFACTION GUARANTEED.** Everything furnished with complete sets. There's a set for every pocket.

4 tube set with 3 dry cells, B Battery, 4 tubes, loud speaker, loud phones, antenna	\$57.95
3 tube set with 3 dry cells, B Battery, 3 tubes, loud phones, loud speaker, antenna	\$49.95
2 tube set with 3 dry cells, B Battery, 2 tubes, loud phones, antenna	\$32.95

The above 3 sets can also be furnished for use with "A" storage battery instead of dry cells. \$12.00 extra.

1 tube set with 3 dry cells, B Battery, 1 tube, loud phones, antenna	\$19.95
--	---------

Sets also sold without accessories. Also full line of radio accessories, 1 and 2 stage amplifiers and portable sets. Write for FREE catalogue—don't they want you see it.

THE MELODYNE RADIO CO., Dept. G, CINCINNATI, O.

Write for free catalog today



12 Cells
24 Volts
Solid Rubber Case

\$3.50 COD SPECIAL

INTRODUCTORY PRICE
For a limited time only, and to introduce this new and superior Storage "B" Radio Battery to the Public, we are selling it for \$3.50. Regular Retail Price is \$5.50. You save \$2.00 by ordering NOW. A finer battery cannot be built than the **World Storage "B" Battery** (12 CELLS—24 VOLTS)

To ten million homes with Radio Sets—and to countless millions of prospective buyers—this **WORLD Storage "B" Battery** brings a new conception of battery economy and performance. Here is a battery that pays for itself in a few weeks—will last for years and can be recharged at a negligible cost. And you save \$2.00 by ordering now.

A Superior Battery Equipped With Solid Rubber Case
Has heavy duty 2-1/8 in. x 1 in. x 1-4 in. plates and plenty of acid circulation. Extra heavy glass jars allow ready observation of charge and prevent leakage and escape of current. It holds its charge, white idle, at constant voltage. You will find this battery a boon to long distance reception. It does away with a great many noises so often blamed on "static." Mail your order today.

SEND NO MONEY
Just state number of batteries wanted and we will ship day order is received. **EXTRA OFFER:** 4 batteries in series (96 volts), \$13.00. Pay Expressman amount in advance. 5 per cent discount on cash in full with order. Send your order NOW and save \$2.00.

WORLD BATTERY COMPANY
Makers of the famous World Radio "A" Storage Battery
1219 S. Wabash Ave., Dept. 79 Chicago, Ill.

SAVE \$2.00 BY ORDERING NOW!

you would in an ordinary regenerative set, but at the same time the radio frequency condensers should be kept about the same reading. Try loosening the coupling of the plate coil of the radio frequency tube, after a station is tuned in for varying results. There is an optimum position at which this coil should be left and its set screw tightened.

Super-Power
(Continued from page 41)

only after due notice to the supervisor of radio of the district, and must be at all times under the control and regulation of the supervisor and the Department.

2. Stations operating under experimental licenses may at the outset use a power input to the antenna not exceeding 1,500 watts. Whenever the radio supervisor of the district and the Department are satisfied that the public interest is served by the use of such increased power, and that no undue interference with other stations or with receiving sets results, its use may be continued. All applicants for such licenses must agree in advance they will reduce the power used during the course of the experimentation whenever the Department or the supervisor of radio deems such a course to be in the public interest and so directs.

3. If, as a result of the experimentation above specified, the use of the additional power is found to be in the public interest and the station desires to make a further increase, such increase will be allowed in successive steps of 500 watts, and experiments may be carried on at each of such increased stages, under the same conditions and restrictions as are above specified for the first increase.


4. The Department anticipates difficulty in laying down any general rule which will be of universal application to all such stations. It will therefore consider each station as a separate entity and deal with it according to the local conditions involved.

5. It is anticipated that the location of the station will be a factor of great importance, and that the amount of power that may be safely used will be in direct proportion to the distance of the station from congested receiving centers.

6. All such experimentation will be absolutely at the risk of the station conducting it, both as to location and power used, and notice is given in advance that these licenses will carry with them no permanent rights or privileges of any character, are entirely temporary and experimental in their nature, and are subject to withdrawal or revocation by the Department at any time in its absolute discretion.

Revolutionary

The "SELF ADJUSTING" Rheostat



\$1.10
Everywhere

Write for FREE Hook-ups

AMPERITE controls perfectly and automatically the current flow from battery to tube. No Rheostat knobs on panel to turn. No ammeter needed. No worry. One AMPERITE for each tube inside the set regulates current on thermo-electric principle. Simplifies wiring and operation. Facilitates tuning. Proven in use. Adopted by 50 set manufacturers. Be sure your set is equipped with AMPERITE.

RADIALL COMPANY
Dept. W A-4, 50 Franklin St., New York

AMPERITE
"means right amperes"



B-METAL

For tonal purity use B-METAL. Crystals. Ask your dealer to order them.

B-METAL REFINING CO.
10th floor
525 Woodward Ave.
Detroit, Mich.



only **75**

—the gift the whole family will enjoy!

The Marvelous MIRACO Ultra 5

[FIVE TUBE OUTFIT IN SOLID MAHOGANY]
Unsurpassed selectivity, sensitivity, range, volume and tone combined.

A beautiful sweet toned, radio's highest authority—five tube "coast to coast" loud speaker set—factory-built, factory-tested and factory guaranteed by one of America's oldest and most reliable manufacturers of quality sets. Composed of finest parts obtainable. Equipped with the latest improvements, refinements and features found on costliest sets. Etched in hand-some mahogany and rubbered SOLID MAHOGANY cabinet. Thoroughly tested and approved by

radio's highest authority. **FOR ONLY \$75—ED THE INDUSTRY!** Unquestionably the most astounding value ever offered radio lovers. Simple to connect and operate. No experience necessary. Even a beginner can cut through the local, get far-off programs loud and clear on the speaker. Bring them back at will. Non-distorting, non-diatine, non-wiring. Works on storage battery or dry cells.

OTHER MIRACO LONG DISTANCE SETS \$14.35 up
One tube guaranteed, long distance outfit, \$14.35. 35 up tube guaranteed long distance loud speaker outfit, \$29.50. Write for latest bulletins, testimony of users proving coast to coast reception. Order direct from this ad or

MAIL COUPON BELOW
AGENTS! DEALERS! Send for proposition.

MIDWEST RADIO CORPORATION, Pioneer Builders of Sets
421 E. East 8th Street Cincinnati, Ohio
Send free literature and full particulars to:
() User () Dealer


Name

Address

"Quality Goods for Quality Readers"

"Just Be Sure It's a Hammarlund"

1. Clock spring pig-tail.
2. Ball bearing rotor shaft.
3. Cut back plates for easy tuning on low waves.
4. Strongest construction.
5. Losses too small to measure.
6. Soldered brass plates.
7. Micrometer vernier.
8. Takes any size dial.



HAMMARLUND

VERNIER VARIABLE CONDENSER

Increases Your Range and Volume

ELIMINATES INTERFERENCE

Write for New and Interesting Folder

HAMMARLUND MFG. CO., 424-438 W. 33rd St., New York

The Rhythm of Life

(Continued from page 19)

I might attempt in describing the virile, spirited dash of artistry and genius combined. The notion of broadcasting a dance in terms of music appealed to me. Seeking the music critic of one of the large broadcast stations, I asked him if this could be done.

But my question was never answered, for the critic—bless his heart—has not recovered.

STATEMENT OF THE OWNERSHIP, MANAGEMENT, CIRCULATION, ETC., REQUIRED BY THE ACT OF CONGRESS OF AUGUST 24, 1912,

Of the Wireless Age, published monthly at New York, N. Y., for October 1, 1924.

State of New York }
County of New York } ss.

Before me, a Notary Public in and for the State and county aforesaid, personally appeared H. H. Reber, who, having been duly sworn according to law, deposes and says that he is the Business Manager of The Wireless Age and that the following is, to the best of his knowledge and belief, a true statement of the ownership, management (and if a daily paper, the circulation), etc., of the aforesaid publication for the date shown in the above caption, required by the Act of August 24, 1912, embodied in section 443, Postal Laws and Regulations, printed on the reverse of this form, to wit:

1. That the names and addresses of the publisher, editor, managing editor, and business managers are:

Publisher, Wireless Press, Inc., 326 Broadway, N. Y. C.

Editor, None.
Managing Editor, C. S. Anderson, 326 Broadway, N. Y. C.

Business Manager, H. H. Reber, 326 Broadway, N. Y. C.

2. That the owner is: (If the publication is owned by an individual his name and address, or if owned by more than one individual the name and address of each, should be given below; if the publication is owned by a corporation the name of the corporation and the names and addresses of the stockholders owning or holding one per cent. or more of the total amount of stock should be given.)

(Wireless Press, Inc., 326 Broadway, New York, N. Y.)

Radio Corporation of America (owning all the stock of Wireless Press, Inc.), 233 Broadway, New York, N. Y.

The names and addresses of stockholders of Radio Corporation of America owning or holding 1 per cent. or more of the total amount of its stock are as follows: Cameron Blaikie & Co., 44 Broad St., N. Y. C.; General Electric Co., 120 Broadway, N. Y. C.; International Radio Tel. & Tel. Co., 150 Broadway, N. Y. C.; United Fruit Co., 131 State St., Boston, Mass.

3. That the known bondholders, mortgagees, and other security holders owning or holding 1 per cent. or more of total amount of bonds, mortgages, or other securities are: If there are none, so state.) None.

4. That the two paragraphs next above, giving the names of the owners, stockholders, and security holders, if any, contain not only the list of stockholders and security holders as they appear upon the books of the company but also, in cases where the stockholder or security holder appears upon the books of the company as trustee or in any other fiduciary relation, the name of the person or corporation for whom such trustee is acting, is given; also that the said two paragraphs contain statements embracing affiant's full knowledge and belief as to the circumstances and conditions under which stockholders and security holders who do not appear upon the books of the company as trustees, hold stock and securities in a capacity other than that of a bona fide owner; and this affiant has no reason to believe that any other person, association, or corporation has any interest direct or indirect in the said stock, bonds, or other securities than as so stated by him.

5. That the average number of copies of each issue of this publication sold or distributed, through the mails or otherwise, to paid subscribers during the six months preceding the date shown above is:
(This information is required from daily publications only.)

H. H. REBER,
Business Manager.

Sworn to and subscribed before me this 16th day of September, 1924 M. H. PAYNE,

[Seal.] Notary Public.
(My commission expires March 30, 1926.)

FREE

To Each Purchaser of a World Battery

24-Volt "B" Storage Battery positively given FREE with each purchase of a WORLD "A" Storage Battery. The WORLD Battery is famous for its guaranteed quality and service. Backed by years of Successful Manufacture and Thousands of Satisfied Users. You save 60%.

Prices That Save and Satisfy

Auto Batteries	Radio Batteries
6-Volt, 11 Plate \$12.25	6-Volt, 100 Amps. 12.50
6-Volt, 13 Plate 14.25	6-Volt, 120 Amps. 14.50
12-Volt, 7 Plate 17.00	6-Volt, 140 Amps. 16.00

Shipment Express C. O. D. subject to examination. 5 per cent discount for cash in full with order.

2-Yr. Guarantee Bond in Writing With Each World Storage Battery

proves satisfactory World performance. Mail this ad with your name and address—we will ship battery day order is received; and give you your choice of "B" Storage Battery or a handsome nickel finish Auto Spotlite. FREE. Write TODAY.

WORLD BATTERY COMPANY
1219 So. Wabash Ave. Dept. 27 CHICAGO, ILL.

This FREE "B" Storage Battery takes the place of dry cell "B" batteries. Can be recharged and will last indefinitely. To be sold retail for \$6.00. It is the only battery of its kind equipped with solid rubber case—and insurance against acid and leakage. Take advantage of this remarkable introductory offer NOW. (To those who prefer it, we will send FREE a handsome nickel finish Auto Spotlite, instead of the "B" Battery. Be sure to specify which is wanted.)

GIVEN FREE

To introduce this new and superior World "B" Storage Battery to the Public

In She Comes!

New NAA Meter Tested Crystals

Nuggets of Sensitiveness

TIP YOUR whisker to almost any point of an NAA Meter tested crystal and the full flow of the impulse instantly hits your phones, clean, clear, steady. Reason—no guesswork in the test;—every, EVERY crystal meter tested singly by specially made electrical instruments to a point away beyond normal sensitivity. In addition, the Newman-Stern mounting is new—patents pending—cold assembly, provides for refilling, and avoids damage to crystal by hot alloys; recessed for protection.

PERFECT FOR REFLEX

At all good jobbers and dealers, in neat turned wood box, 60c. If dealer can't supply, order direct and send dealer's name.

Newman-Stern
1744 East 12th Street
Cleveland, Ohio

Originators of tested crystals in 1914. Oldest and largest producers.

Power in Radio Equipment in Ohio

SMALL ADS OF BIG INTEREST


Space in this department costs only 80 cents a line
Minimum space 7 lines Payable in advance

MAKE YOUR NEUT REACH OUT—Same panel, same layout, fewer parts. Our \$5.00 Kit includes the one different part, 22 feet real gold sheathed wire, lithographed print of Kladag Coast to Coast Circuit, and complete, simple instructions. Nothing else to buy. Gives selectivity with deep, resonant volume. Not obtainable elsewhere. We originated this and can name scores of buyers it has delighted. Satisfaction guaranteed. Details, 10c. Kit prepaid anywhere, \$5.00. New 48-page catalog, thousands of items, many exclusive, for stamp. We accept postage stamps same as cash. KLAGAD RADIO LABORATORIES, KENT, OHIO.

158 GENUINE Foreign Stamps. Mexico War Issues. Venezuela, Salvador and India Service, Guatemala, China, etc., only 5c. Finest approval Sheets 50 to 60%. Agents Wanted. Big 72-p. Lists Free. We Buy Stamps. Established 20 years. Hussman Stamp Co., Dept. 157, St. Louis, Mo.

RADIO GENERATORS—500V 100 watt \$28.50. Battery Charging Generators \$8.50. High Speed Motors, Motor Generator Sets, all sizes. MOTOR SPECIALTIES CO., Crafton, Penna.

DEALERS—Write for our illustrated catalog of reliable Radio Merchandise. Bossler-Manning Corporation, Dept. H, 1830 Wilson Ave., Chicago, Ill.



dielectric!

A Bakelite-Dilecto panel has more dielectric resistance than is ever required in radio. It affords *absolute* insulation.

bakelite Dilecto

(A Laminated Phenolic Condensation Material)

The U. S. Navy and Signal Corps have used Bakelite-Dilecto successfully for ten years. Makers of the largest radio sets favor it. Most practical material for amateurs' use. Use it for your next panel.

THE CONTINENTAL FIBRE CO.
Factory: Newark, Delaware

Service from:

- New York, Woolworth Bldg.
- Chicago, Wrigley Bldg.
- Pittsburgh, 301 Fifth Ave.
- San Francisco, 75 Fremont St.
- Los Angeles, 307 S. Hill St.
- Seattle, 1041 Sixth Av., So.

RADIO OUTFIT Complete \$21.95



Long Distance 1-Tube D. K. SUPERIOR Set Complete. Nothing Else to Buy.

Produces astonishing results. Receives music, speeches, information, instruction, programs, etc., free to you, from broadcasting stations hundreds of miles away, often more than 1000. Easy to operate. Cheapest means of entertainment ever devised. No knowledge of radio required. No electricity except supplied by dry battery included in offer. Satisfaction guaranteed. Big bargain—only \$21.95 for all parts un-assembled and accessories complete. No money in advance. **SEND FOR RADIO BOOK FREE** 100 pages crammed full of interesting information and offers of radio sets and parts at cut prices. Large variety of complete sets, assembled, ready for use. Write today—NOW! Liberty M. O. House, Dept. 6952 106 Liberty St., N.Y.C.

Advertisers' Index

Adams-Morgan Co., Inc.	16
Allen-Bradley Co.	67
American Brand Corp.	70
American Elec. Co.	70
American Hard Rubber Co.	88
American Radio Mfg. Co.	78, 85
Andrea F. A. D.	5
Andrea & Sons Co., J.	90
Bakelite Corporation	82
Bel-Canto Mfg. Co.	96
B. Metal Refining Co.	93
Brandels Corp., The J. F.	13
Brandes, C., Inc.	4
Branston, Inc., Chas. A.	64
Bremer-Tully Mfg. Co.	58
Bristol Co., The	57
Bunnell & Co., J. H.	82
Burtess Battery Company	91
Carter Radio Co.	58
Continental Fibre Co., The	93
Continental Radio & Elec. Corp.	83
Copperweid Steel Co.	66
Crescent Radio Supply Co.	78
Crosley Radio Corp., The	Third Cover
Cunningham, E. T.	Second Cover
Cutler-Hammer Mfg. Co.	11
Daven Radio Co.	7
De Jur Products Co.	89
Dubiller Condenser and Radio Corp.	62, 78
DX Instrument Co.	64
Eby Mfg. Co., H. H.	64
Edison Radio Sales Co.	81
Eisemann Magneto Corp.	79
Electric Specialty Co.	74
Faraway Radio Co.	82
Federal Telephone & Telegraph Co.	83
Freshman Co., Inc., Chas.	76, 80, 88, 90
Fuetterer, W. E.	68
Garod Corp., The	87
General Instrument Co.	65
General Radio Co.	12
Golden-Leutz, Inc.	77
Goldschmidt Corp., The	78
Hammarlund Mfg. Co.	94
Heath Radio & Electric Mfg. Co.	84
Hull & Co., S. W.	95
Hyman & Co. Inc., Henry	66, 75
International Correspondence Schools	89
Jewell Elec. Instrument Co.	86
Jewett Radio & Phonograph Co.	59
Jones, Joseph W.	69
Kellogg Switchboard & Supply Co.	81
Kramer Co., Inc., G.	91
Lambert, Leon	85
Lego Corp.	68
Liberty Mail Order House	64, 80, 95
Lincoln Radio Corp.	88
Magnavox Co., The	73
Manhattan Elec. Supply Co.	84
Marie Engineering Co.	91
Marshall Electric Co.	93
Melodyne Radio Co.	72
Mica Insulator Co.	93
Midwest Radio Corp.	56
Mozart Grand Co.	9
Mu-Rad Laboratories	9
Musle Master Corp.	63
Mydar Radio Co.	60
National Carbon Co.	55
National Company, Inc.	76
National Radio Institute	90
Newman-Stern Co., The	94
New York Coil Co.	84
Omnigraph Mfg. Co., The	60
Ozarka, Inc.	80
Pacent Electric Co., Inc.	85
Perfection Radio Corp.	87
Phenix Radio Corp.	8
Polymet	90
Portable Globe Aerial Co.	80
Premier Electric Co.	76
Radiall Co.	93
Radio Assoc. of America	90
Radio Corporation of America	15; Fourth Cover
Radio Corporation of America Distributors	92
Radio Institute of America	86
Hauland Mfg. Co.	61
Rhamstine, Thos. J.	85
Schwab, Inc., Harold M.	80
Shepard-Potter Co.	89
Small Ads of Big Interest	94
Southern Toy Co. Inc., The	87
Spaulding Fibre Co.	68
Sta-Rite Battery Co.	66
Standard Radio Co.	78
Thompson Mfg. Co. R. E.	3
Thordarson Electric Mfg. Co.	72
Tower Mfg. Corp., The	1
Turn-It Radio Sales	72
U. S. Tool Company, Inc.	93
Uncle Sam Elec. Co.	89
Valley Elec. Co.	90
Walbert Mfg. Co., The	84
Ware Radio Corp.	6
Western Coll. & Electrical Co.	74
Westinghouse Elec. & Mfg. Co.	94
World Battery Company	93, 94
Zenith Radio Corp.	87



40 Ft. Mast in Yard

The HERCULES Aerial Mast

This Mast is made in sizes to get 20 ft., 40 ft. or 60 ft. clearance and is the answer to an efficient aerial system. This graceful Mast is an improvement to any property whether it is installed on the roof or in the yard. A pulley is furnished at the top for raising and lowering the antenna. All parts are made of steel and are light and strong. This Mast will safely stand a 500 pound pull at the top and support a 6 wire cage antenna. We furnish complete blueprint plans for erecting the Mast and it can be erected in a few minutes. It is shipped in sections for convenience in handling. The 20 ft. Mast weighs 40 pounds, the 40 ft. Mast weighs 100 pounds and the 60 ft. Mast weighs 200 pounds. Guy wires are spaced 120 degrees, or three equal spaces, 4 ft. from the base of the 20 ft. Mast, 8 ft. from the base of the 40 ft. Mast and 10 ft. from the base of the 60 ft. Mast.

Long Range Radio Reception

It has been said time and again that the best results are obtained only by the intelligent use of the best apparatus procurable. This applies not only to the receiving set proper, but also to the antenna system. THE AERIAL MUST BE EFFICIENT if the reception of long distance stations, theoretically within range of the receiver, is desired.

Proper Aerial Clearance

Very few novices realize the importance of good aerial installation. The feeble currents from long distance stations will never reach the receiving set if the aerial is strung too close to surrounding objects that tend to absorb the energy. It is this interference that we have experienced with for years—and present the answer—THE HERCULES AERIAL MAST.

20 Ft. Mast - \$10
40 Ft. Mast - \$25
60 Ft. Mast - \$45

We pay the FREIGHT

Have Built Radio Towers for Years

For years we have been building radio towers for important broadcasting stations. Included among the names of our customers is the UNITED STATES GOVERNMENT SIGNAL CORPS. Only after years of experience and development work have we been able to perfect this wonderful steel Aerial Mast to sell at a price within reach of the amateur.

Give Your Set a Chance

Not only will the proper aerial clearance, thus obtained, give you the pleasure of long distance radio reception, but the appearance of this beautiful Mast on your property will give you a reputation. This reputation will grow as you bring in stations such as you never hoped for.

S. W. HULL & CO., Dept. D1
2048 E. 79th St., CLEVELAND, OHIO



MAIL THE COUPON NOW

S. W. HULL & CO., Dept. D1
2048 E. 79th St., Cleveland, Ohio
Without cost or obligation on my part send me full particulars about the HERCULES Aerial Mast—and your free freight offer. I am interested in a () ft. Mast.

Name.....
Address.....
City.....

"Quality Goods for Quality Readers"

The Greater BEL-CANTO

LOUD SPEAKER

Is Head and Shoulders Over Them All
Direct From Manufacturer To You



29½" High
15½" Bell

PRICE

\$10

Plus Express
Charges Collect

The Horn

Is the outcome of 3 years of experimentation and research to attain perfection for the amplification of Radio Signals without distortion. You can only obtain this advantage when you purchase a Bel-Canto—No other speaker will be equipped with this horn.

The Unit

Next to the Horn in importance is the Unit. Great care has been taken in the manufacture of our exclusive adjustable Unit.

The Clarity of Tone

The new Bel-Canto is designed to give a crystal clear musical tone which will satisfy the most discriminating.

The Great Volume

The generous size assures an amplitude of volume in any size room. It is graceful in design and not too large.

The Metal Parts

The base is of cast iron, ample in weight to overcome top heaviness. The other metal parts are sand cast aluminum machined and polished, no nickel plate to wear off. No die cast threads to strip.

The Guarantee

Every Bel-Canto is fully guaranteed for one year from the date of purchase against mechanical, material, or electrical defects of any kind and will be replaced free of charge with a new one if found defective in any way within that period of time.

Money back any time within ten days if dissatisfied. We further guarantee to the publication carrying this advertisement that each and every speaker will be sold on the above terms and the instrument will be exactly as offered in this issue.

Call at our factory, send us your
money order, check, or pay C. O. D.

We sell direct to the Consumer, eliminating 3 profits — Distributor, Jobber and Dealer

BEL-CANTO MFG. CO.

872 Broadway
New York City

BENSEL-BONIS, INC.
DEPT. WA

Telephone
Stuyvesant 1921

"Quality Goods for Quality Readers"



Of Course It's
a CROSELY
 Better—Costs Less
 Radio

THINK of the boundless delight of that dear old mother, confined to the house by the rigors of winter, or the infirmities of age, when she listens in for the first time on a Crosley Radio. Imagine the joy of the kiddies, when they awaken you Christmas morning with the glad tidings that "Santa has brought us a Crosley Radio." Then decide to make this a Crosley Christmas.

There can be no gift with greater possibilities for continued happiness than a Crosley set. It carries Christmas along through the year, continually giving new thrills and happiness, and bringing pleasant thoughts of the giver.

It is a delight to operate a Crosley. The immediate response to the turn of the dials; the clearness of reception from far distant points; the real ease with which local stations may be tuned out; all help to make Crosley reception distinctive and exceptionally pleasurable. The very low cost at which this really remarkable radio performance can be obtained places Crosley sets within the reach of all—the ideal Christmas gift.

**BEFORE YOU BUY—COMPARE
 YOUR CHOICE WILL BE A CROSELY**

For Sale By Good Dealers Everywhere

Crosley Regenerative Receivers are licensed under Armstrong U. S. Patent 1,113,149. Prices West of the Rockies add 10%.

Write For Complete Catalog

THE CROSELY RADIO CORPORATION

Powel Crosley, Jr., President

1228 Alfred Street

Cincinnati, O.

Crosley Owns and Operates Broadcasting Station W L W

*Crosley
 Head Phones
 Better—Cost Less
 \$3.75*



Crosley One Tube Model 50, \$14.50
 With tube and Crosley Phones \$22.25



Crosley Two Tube Model 51, \$18.50
 With tubes and Crosley Phones \$30.25



Crosley Three Tube Model 52, \$30.00
 With tubes and Crosley Phones \$45.75



Crosley Trirdyn Regular, \$65.00
 With tubes and Crosley Phones \$80.75



Crosley Trirdyn Special, \$75.00
 With tubes and Crosley Phones \$90.75



Crosley Trirdyn Newport, \$100.00
 With tubes and Crosley Phones \$115.75





Radiotron WD-11
The ideal
dry cell tube.



Give Radiotrons *for Christmas*



This symbol of
quality is your
protection

It isn't a genuine WD-11
unless it's a Radiotron.
It isn't a genuine WD-12
unless it's a Radiotron.
It isn't a genuine UV-199
unless it's a Radiotron.
It isn't a genuine UV-200
unless it's a Radiotron.
It isn't a genuine UV-201-a
unless it's a Radiotron.

Take a peek into any radio fan's set—and you know what to give him for Christmas. Note the type of Radiotron he uses. Go to any radio store—and when you buy, look for the name RADIOTRON and the RCA mark. Then you are sure to be giving him *genuine* Radiotrons. And mighty sure to be giving him the gift for a merry Christmas.

Radio Corporation of America

Sales Offices

233 Broadway, New York

10 So. La Salle Street, Chicago, Ill.

28 Geary Street, San Francisco, Cal.

Radiotron

REG. U. S. PAT. OFF.