

# THE SHORT WAVE

# Magazine

VOL. XXXVII

DECEMBER 1979

NUMBER 10



## TRIO

## R1000

## TRIO

The R-1000 uses an advanced PLL system in an up-conversion scheme to a high (48MHz) first IF to remove any possibility of image responses. The receiver covers the entire frequency range from below 200kHz right up to 30MHz in 30 bands, each 1MHz wide. The bands are selected, not by ambiguous knob twiddling as in receivers using the Wadley loop but by a 30 position band switch which controls the PLL system.

The band switch also electronically selects the appropriate band pass filter network in the RF stages of the receiver so there are no "preselector" or "antenna trim" controls to twiddle — simply set the band switch to the range required — that's it!

A highly stable VFO tunes each 1MHz range and its linear, back lit scale makes readout easy. However, in addition to this dial, Trio have also provided 5 digit true frequency digital readout so as to guarantee spot on accuracy on any frequency. As a further feature, the digital display can also be switched to read time, this being derived from a quartz standard. Marvellous for accurate log keeping. The display uses high intensity readout units which can be dimmed for use in low light conditions.

As for what else is inside this superb instrument — selectivity is catered for by three custom made IF filters; a 12kHz wide AM filter; 6kHz narrow AM filter; and a new 2.7kHz SSB filter with a shape factor of better than 1:2 6:60dB. Selectable sidebands are available at the touch of a switch.

For the first time in mid-price receiver, a true noise blanker is provided to remove pulse type ignition noise.

To minimise front end overload, a step RF attenuator is included which gives 0-60dB attenuation in four steps.


All the rear panel connectors are recessed on a sloping panel so that you can stand the receiver either on its back, or pushed hard against a wall when used in conventional shelf mounting. The antenna inputs allow the use of either a high impedance wire aerial or a 50ohm balanced input so that the proverbial long lump of wire will work really well with the R-1000.

Almost forgot — the R-1000 will work from either 12V dc or any mains supply from 100-240V 50/60Hz so you can really take it anywhere with you.

**LOWE ELECTRONICS LTD. CAVENDISH ROAD, MATLOCK, DERBYSHIRE.**

# LOWE ELECTRONICS Ltd

## THE ALL NEW TS 180S



- ★ 160-10m (28-30 MHz)
- ★ ALL SOLID STATE
- ★ 200W PEP
- ★ VARIABLE POWER
- ★ PASSBAND TUNING
- ★ NEW DIGITAL FREQUENCY CONTROL
- ★ NEW COMPRESSOR
- ★ NEW STANDARDS OF PERFORMANCE

### GET READY FOR THE NEW HF LEADER

Well chaps, Trio have done it again. We proudly introduce the new top of the line HF transceiver from the people who lead the field.

The all new TS180S will delight the most demanding user with its combination of high power, small size, all solid-state design and an array of features like no other transceiver has had before.

The digital frequency control system is an operators' dream since it allows split frequency working, displays frequency dispersion, has multiple memories which not only store any frequency but also allow shifting around the memorised channel and much, much more.

Every facility you ever wanted is included in the HF dream machine — the TS180S from Trio. TS180S complete with digital frequency control £625 inc VAT  
TS180S without D.F.C. £712 inc VAT



### TS120V only £408 inc VAT

Measuring only 9½" x 3½" x 9½" — which is about the size of a packet of cornflakes, the TS120V can best be described as a miniature TS820. The rig covers all bands 80-10 metres — and all of 10 metres 28-30 MHz so it's ideal for transverter driving, has digital readout built in, vox, break-in CW, RIT, noise blanker and the unique Trio passband tuning system used in the 820. The power output is 10W and a matching linear will be along shortly.

The TS120V is clearly a winner for mobile operation but is equally attractive at home and is perfect for the VHF/UHF enthusiast who requires a high performance I.F. system for his transverters.

The transceiver is based on an advanced PLL system and the digital readout gives you the correct operating frequency at all times unlike many other rigs. Remember my previous comments about Trio attention to detail.


For ease of operation, the TS120V is unsurpassed; simply select the band required, tune the VFO to the frequency you want and there you are; no preselector or PA tuning to worry about, and a distinct safety feature for the mobile operator.



**STOP PRESS — TS120S now in stock. As TS120V but 200W P.E.P. £495 inc. VAT.  
SEND 50p IN STAMPS FOR COMPLETE CATALOGUE AND ANTENNA BOOK  
PLEASE SPECIFY ANY PARTICULAR INTEREST AND WE WILL SEND FULL INFORMATION**

# LOWE ELECTRONICS Ltd

## TRIO TR2300 £199 inc VAT



The TR2300 is a remarkable package which combines all the advantages of a portable station with those of a sophisticated mobile set. With the TR2300, you get full band coverage from 144-146 MHz in fully synthesized 25 kHz channels together with 600 kHz repeater shift (and reverse repeater if required) with automatic 1750 Hz tone burst.

The dial is directly calibrated in frequency and has switched illumination for ease of use at night. The transmitter puts out a very clean signal at a power in excess of one watt, and the receiver is very sensitive, in fact better than many big rigs. The external power and external antenna sockets allow one to use it as a fixed station when desired.

The TR2300 is amazingly small, much smaller than its predecessor the TR2200GX and uses a more sophisticated case design and modular construction making a really rugged rig. It comes complete with carrying case, shoulder strap, battery charger, external power cord, etc. Needless to say, you don't need any crystals!

## And now some new goodies from Matlock



An interesting new range of station accessories aimed at the advanced short wave listener. Based on a mini rack system, each unit measures only 8 1/2" wide and 2 1/2" high and is individually designed to fulfill a particular need in the station. Any unit or combination of units can be mounted in the mini rack or, of course, used alone.



**AX-1 Sky Changer. £27.00, including VAT** — This is a complete station aerial switching system to allow instant connection of up to six different aerials or accessories to any one of six receivers. Both single wire and coaxial feeds are available and the additional facility of a variable attenuator which can be switched into the system to reduce receiver overload.



**KX-2 Sky Coupler. £29.90, including VAT.** An entirely new wide range aerial tuning system which covers the frequency range 500 KHz to 30 MHz thereby not only catering for all HF aerials and receivers but for the first time the 500 KHz - 1.7 MHz range for the keen MW DX listener. Already selling like wildfire, this is the new standard for all SWL tuning units.

**AP11 Audio Processor. £45.15, including VAT.** A complete audio processing system to suit any receiver, the AP11 simply plugs into the receiver phone socket and provides a variable band width filter with variable frequency tuning as well as a tunable deep rejection notch to take out those difficult to deal with heterodyne whistles. Requires 12V DC for operation and really has to be handled to hear the benefits which a good audio processor can give. Transforms your DX listening.

**DX-008D Programmable counter. £115.00, including VAT.** The Rbills Royce of station counters, the DX-008D embodies more good ideas than any instrument we have yet seen. Incorporating its own 240V AC power supply, the DX-008D is basically a high stability digital frequency meter using a large easy to read 5 digit display. The frequency range extends to well over 50 MHz and therefore caters for all HF uses. The outstanding feature of the DX-008D is that each digit in the counter can be individually programmed by simple slide switches (20 of them!) so as to include any IF offset, whether it be 10.7 MHz, 455 KHz, 1.6 MHz, 3.18 MHz or almost any IF in current use. Thus, by measuring the VFO in your receiver or transceiver, the operating frequency is directly displayed. For the equipment such as Collins, Trio and KW in which the VFO tunes high to low when the rig operating frequency is tuning low to high, the DX-008D can be switched to count *down* from zero instead of up from zero (if it's confusing, just call and ask us to explain). It doesn't matter if the receiver oscillator is above or below the signal frequency, the DX-008D can accommodate it. Truly the ultimate accessory for the man who needs to know his frequency — and at a similar price to many ordinary counters not having the facilities.



**FOR 2 METRES  
OR MARINE**

**NEW  
AIR BAND  
MONITOR**  
**TUNABLE + CRYSTAL  
CONTROL FOR UNDER  
£50**

**NEW PRICE  
£168 inc VAT**

**AR  
240**

## SURELY THE MOST AMAZING HAND-HELD TRANSCIVER YET!

The AR240 is a truly staggering rig. In a small hand-held unit, you have a fully synthesised 2 metre FM transceiver covering 144-148 MHz in 5 kHz steps. Frequency selection is by direct reading top mounted decade switches giving instant access to any frequency in the tuning range. Power output is over 1W and the receiver sensitivity is not only excellent, it's maintained across the full tuning range by automatic voltage controlled tracking. Both up and down 600 kHz repeater shifts are built in as is a 1750 Hz tone burst.

What more could you ask for in a hand held, except possibly a price of £195 including VAT?

LOWE ELECTRONICS HEAD OFFICE AND SERVICE CENTRE

119 CAVENDISH ROAD, MATLOCK, DERBYS. TEL: 0629-2817 or 2430. TELEX 377482. OPEN 9-5.30 TUES-SAT. PHONE IN 9am-9pm.  
Agents: John, G3JYG, 16 Harvard Road, Ringmer, Lewes, Sussex, Ringmer 812071. Sim, GM3SAN, 19 Ellismuir Road, Baillieston, Nr Glasgow. 041-771 0364

**COME AND SEE US SOON — IT'S WORTH THE VISIT. 73 DE G3PCY**

# RADIO SHACK for TRIO



## TS180S £825 inc. VAT.

		£
TS180S	160-10m solid state transceiver .....	712.00
TS180S	As above but with digital frequency control .....	825.00
VF0180	External VFO .....	120.75
SP180	Speaker .....	42.70
DF180	Digital frequency control .....	t.b.a.
AT180	1.8-30 MHz antenna tuner .....	t.b.a.
PS30	AC power unit for TS180S .....	98.00
TS120S	80-10m mobile transceiver 200W PEP .....	495.00
TS120V	80-10m mobile transceiver 20W PEP .....	408.00
PS20	AC power supply for TS120V .....	52.00
MB100	Mobile mounting bracket .....	17.00
YK88C	500Hz CW filter .....	29.00
SP120	External speaker .....	25.50
VF0120	External VFO .....	93.00
AT120	Antenna tuner (100W) .....	69.00
PS30	AC PSU for TS120S .....	98.00

### HUSTLER ANTENNAS


DCL	Discone VHF/UHF 40-700MHz 50' coax .....	20.70
DCX	Discone VHF/UHF 40-700MHz .....	13.80
CG-144	2m Colinear .....	23.00
CGT-144	2m Colinear with mount .....	29.90
G6-144A	2m Colinear for base station use .....	52.90
G7-144	2m Colinear for base station use 7DB .....	73.60

**REALISTIC DX-300** General coverage Receiver. .... £235.05  
 10kHz-30 MHz. Digital Readout. Mains or batteries. Telescopic Antenna. Code key input jack for practising morse. Quartz synthesised.

**NEW BEARCAT 220** (with Marine 2m and Airband coverage) should be in stock by the time this ad appears in print. .... £241.50 inc. VAT

**SECURICOR DELIVERY £3.50 ALL ITEMS**

# RADIO SHACK LTD for DRAKE



Designed and made by R. L. Drake Co, in Ohio USA

**DRAKE TR-7**

for details send 15p stamps or  
4 international reply coupons

## DRAKE PRICES

(Inclusive of 15% VAT)

TR-7/DR-7	Transceiver, gen. cov. receiver & Digital	£ 897.00
PS-7	Power Supply 120/240v for TR-7	158.70
RV-7	Remote VFO for TR-7	126.50
MS-7	Matching Speaker for TR-7 & R-7	25.30
R-7/DR-7	Receiver 0.30MHz	833.75
SL-300	CW Filter for TR-7 & R-7 (300Hz)	39.10
SL-500	CW Filter for TR-7 & R-7 (500Hz)	39.10
SL-1800	SSB/RTTY Filter for TR-7 & R-7 (1800Hz)	39.10
SL-4000	AM Filter (4000Hz) for R-7 Receiver	39.10
SL-6000	AM Filter for TR-7 & R-7 (6000Hz)	39.10
AUX-7	Range Programme board & 1 Receive Module	32.20
RRM-7	Range receive modules (500kHz) for AUX-7	5.52
RTM-7	Range transceive modules (500 kHz) for AUX-7	5.52
NB-7	Noise Blanker for TR-7	66.24
FA-7	Fan for TR-7 & PS-7	18.40
MMK-7	Mobile mounting kit for TR-7	34.50
MN-7	ATU/RF Wattmeter 160-10m. 250 w	124.20
MN-2700	ATU/RF Wattmeter 160-10m. 2kw	197.80
WH-7	RF Wattmeter/VSWR bridge HF	59.80
385-0004	Service Manual for TR-7	16.50
7037	TR-7 Service Kit	37.95
L-7	Linear Amplifier 2 kw 10-160m.	759.00
TR-4CW(RIT)	Transceiver AM/SSB/CW with R.I.T.	496.80
AC-4	120/240v Power supply for TR-4CW	109.25
34-PNB	Plug in Noise Blanker for TR-4CW	73.60
DC-4	DC Power Supply for TR-4CW	138.00
RV-4C	Remote VFO for TR-4CW	109.25
FF-1	Crystal Control for TR-4CW	39.10
MS-4	Speaker for TR-4CW, R-4C & SPR-4	25.30
TV-42LP	Low Pass Filter 100w	10.35
TV-3300LP	Low Pass Filter 2kw	18.40
RP-500	Receiver Protector	73.60
7072	Hand microphone for TR-4CW	13.80
7073	Hand microphone for TR-7	13.80
7077	Desk microphone for TR-7	25.30
DL-300	Dummy Load, 300 watts	20.70
DL-1000	Dummy Load, 1000 watts	37.95
RCS-4	Remote control antenna switch, 5 way	82.80
B-1000	Balun 4:1 for MN-7 & Mn-2700	18.40
1525-EM	Encoder microphone	36.80
AA-10	2m. Amplifier 1w in-10w output	46.00
VW-4	RF Wattmeter 20-200MHz	69.00
SPR-4	Programmable general purpose receiver	460.00
DC-PC	DC Power cord for SPR-4	4.60
FL-Filters	For R-4C, -25/, 5/1, 5/4.0 & 6.0 kHz, each	39.10
Manuals	Spare operator manuals	5.00
Crystals	Accessory crystals for R-4C & SPR-4	5.06

CARRIAGE EXTRA ALL ITEMS

ACCESS



DRAKE ★ SALES ★ SERVICE

BARCLAYCARD

**RADIO SHACK LTD.** 188 BROADHURST GARDENS,  
LONDON NW6 3AY




Giro Account No. 588 7151

Telephone: 01-624 7174

Cables: Radio Shack, NW6

Telex: 23718



# Western



## TS-1 FOR THE '80s

**ALL SOLID-STATE  
HF SSB  
TRANSCEIVER**

The TS-180S with DFC (Digital Frequency Control) is an all solid-state HF SSB/CW/FSK transceiver with every operating feature a DXer, contest operator or any amateur would desire for maximum flexibility on the 160 to 10 metre bands. Its highly attractive and functional design will enhance the appearance and efficiency of any shack. Operating directly from a 13.8V DC supply, this compact, lightweight, high-power (up to 200w PEP input) transceiver is also suitable for mobile operation. Even with its advanced functions, the TS-180S with DFC is very easy to operate, thanks to sophisticated digital technology and two built-in microprocessors.



**AT-180 tuner £110**



**TS-180S £795**



**VFO-180 £115**

## STEP into the 1980s with and the 180 SERIES




HAVE A VERY  
with  
**Western**



**CHRISTMAS!**

**FT101ZD  
£639**

**FT-101Z  
£550**



- FT-901DM — the Ultimate HF Rig ..... £969
  - FTV-901R — 2m transverter ..... £255
  - FTV-901R — 2m and 70CM version ..... £422
  - FV-901DM — scanning/memory VFO ..... £235
  - FC-901 — 500 watt ATU ..... £119
  - CPU2500RK — 25w 2m FM rig ..... £335
  - FT-227RB — 10w 2m FM rig ..... £255
- Ask for price lists.*

**HOLIDAYS — We are closed from 22 December 1979 to 1 January 1980 inc.**

# Electronics (UK) Ltd



"... and a TS-180S for Dad (— or maybe an FT-901DM) . . . and an FRG-7 for Mum (cos it's got MW as well as SW) . . . and a TR-2300 for me when I'm 14 and get by G8 . . . and . . . and . . . and

Oh! By the way — make sure you go to WESTERN for them — 'cos they're the best value for money — **and** give a 2 year Warranty".

**THAT'S RIGHT FOLKS! Western for VALUE and SERVICE**  
**A Merry Christmas to all from the Western Gang!**

## STOCKING FILLERS!

No! Not shapely legs I'm afraid (wrong magazine!) — just a few ideas to put in front of the YL or XYL in the next couple of weeks . . .

- SRK - 1 Professional Morse Key . . . . . £11.96
  - DL 300 100/300 watt Dummy Load . . . . . £11.95
  - Vibroplex Original Standard Key . . . . . £39.68
  - Vibroplex "Champion" . . . . . £39.68
  - Vibro Keyer For el-bugs . . . . . £39.68
  - AT 40 40m traps for dipoles . . . . . £9.55
  - BA-1 Balun 1:1 1kw p.e.p. . . . . £9.55
  - BA-4 Balun 4:1 1kw p.e.p. . . . . £9.55
- Plugs — sockets — insulators — cable, etc. etc. etc.



## BIG LINEAR by DENTRON

The CLIPPERTON L is here!  
 Surely the BEST VALUE in LINEARS!

**Features:**

- ★ 160 to 10 metres
- ★ 2000W PEP input SSB
- ★ 1000W DC input CW, RTTY, SSTV
- ★ Forced air cooling
- ★ 4 x 572B valves in grounded grid
- ★ Self-contained PSU
- ★ Only 42lbs, 6" x 14½" x 14½" small.

**PRICE . . . . . ONLY £499**

ALL ADVERTISED PRICES INCLUDE VAT — ACCESS/VISA/DINERS CLUB ACCEPTED

MOST EQUIPMENT CAN BE SEEN  
 AT OUR AGENTS AT—

**SOUTHAMPTON - SCOTLAND - N. IRELAND**

## Western Electronics (UK) Ltd

HEAD OFFICE (All Mail/Enquiries)

FAIRFIELD ESTATE  
 LOUTH, LINCS. LN11 OJH

Tel. Louth (0507) 604955/6 Telex: 56121 WEST G

**Our Agents**

Southern: Alan Paxton, G4BIZ, Southampton Hants. (0703) 582182  
 Scotland: Alan Cameron, GM3OGJ, Alloa (0259) 214653  
 N. Ireland: Les Lyske, G13CDF, Newtownards (0247) 812449

**Opening hours:**

LOUTH: 9-12: 5pm Mon Fri. By appointment Sat 9-12  
 LEICESTER: May's Hi-Fi, Churchgate (Tel: 0533-58662)  
 Mon-Sat 9-6pm; closed Thurs.



# AMATEUR ELECTRONICS UK

## **AEUK — Your number one**



**AS FACTORY APPOINTED DISTRIBUTORS WE OFFER YOU—  
WIDEST CHOICE, LARGEST STOCKS, PROMPTEST DEAL AND  
FAST, SURE SERVICE RIGHT THROUGH**

### **FT-207R** THE LATEST FROM YAESU'S 2M STABLE

all-new microprocessor-controlled  
front panel keyboard.  
Four channels of memory  
Digital display.  
Keyboard lock.

THE SUPERB FT-225RD.  
THE 2m BASE STATION THAT HAS  
EVERYTHING, DESIGNED FOR THE  
MAN WHO INSISTS ON THE BEST.

THE WIDEST CHOICE FROM 2-10  
THE YAESU RANGE IS NOW SO GREAT  
THAT IT SIMPLY CATERS FOR EVERY  
TASTE — THIS MAKES IT A *MUST* TO  
BROWSE THROUGH YAESU'S MAIN  
CATALOGUE — PLEASE SEE OUR OFFER  
ON FACING PAGE.



THE FT-901DM IS THE HF BASE STATION  
*PAR EXCELLENCE* AND ITS RECEIVER  
PERFORMANCE ALONE IS SIMPLY OUT  
OF THIS WORLD. TOGETHER WITH THE  
RANGE OF MATCHING ANCILLARY UNITS  
— WHICH ARE GROWING ALL THE TIME  
— THIS BUILDS A STATION WHICH  
FULFILLS EVERY CONCEIVABLE  
REQUIREMENT FOR THE OPERATOR  
WHO DEMANDS THE ULTIMATE.

#### **HOW TO REACH US (EASY PRIVATE PARKING ON OUR 70ft. FORECOURT)**

**FROM SOUTH AND EAST.** We are located approximately two miles from Junction 5 of the M6 from which follow signposts to Birmingham. Within ¼ mile turn right at Clock Garage and proceed towards city. After one mile look for traffic lights at Fox & Goose and immediately over the lights take minor left fork into Alum Rock Road. We are located one mile from this point.

**FROM NORTH.** Leave M6 at Junction 6 (Spaghetti) and follow left fork down to traffic island beneath motorway complex. Take third turning off to Lichfield. One mile further on follow A4040 to the right and within 100yds veer again to the right, approximately one mile further on brings you to the Fox & Goose. Turn right and see preceding directions.

**FROM THE WEST AND SOUTH WEST.** Follow M5 then M6 to Spaghetti Junction (see above). Alternatively, leave M6 at junction 4 or 3 and proceed to inner ring road. Turn south on ring road and leave on A47 (East). We are located three miles from this point.

**Hours: 9.30-5.30 Continuous Including Saturdays — Early closing Wednesday, 1pm**



**SINCERE XMAS GREETINGS  
FROM ALL AT AMATEUR ELECTRONICS**





# AMATEUR ELECTRONICS UK

## source for YAESU MUSEN



PLUS EX-STOCK DELIVERY OF THE FABULOUS NEW FT-101Z AND FT-101ZD, THE LATEST HF TRANSCEIVERS FROM YAESU MUSEN.

NEVER BEFORE HAS THE RADIO AMATEUR BEEN OFFERED SUCH SOPHISTICATED EQUIPMENT AT SUCH REALISTIC PRICES — JUST STUDY THE CONDENSED SPECIFICATION BELOW AND YOU'LL FIND FEATURES AND VERSATILITY ONLY AVAILABLE ON MUCH MORE EXPENSIVE RIGS — CALL, PHONE OR WRITE FOR FULL DETAILS (PLEASE SEE FACING PAGE).



## FT101ZD Series High Performance Transceiver

### FULL COVERAGE

Full band coverage is provided on the FT-101ZD: 160 through 10 metres, plus WWV/JJY reception on 5MHz. Teamed with the FTV-901R transverter, operation can be extended to 50, 144, and 430MHz from your desk top.

### CLEAN OUTPUT SIGNAL

With today's crowded bands, we all have the responsibility to keep our transmitted signal free of spurious radiation. YAESU engineers have included RF negative feedback, for a clean output signal.

### STATE OF THE ART NOISE BLANKER

The all-new noise blanker is extraordinarily helpful in reducing the level of impulse noise. The blanking level may be adjusted from the front panel.

### RF SPEECH PROCESSOR

A high-performance RF speech processor is built into every FT-101ZD, providing an increase in your average talk power of approximately 6dB. The processor level can be adjusted from the front panel, for optimum signal enhancement.

### WORLD-WIDE POWER CAPABILITY

The FT-101ZD has provision for operation from a variety of AC voltages, from 100 to 234 volts. When you're travelling, you'll never need a heavy, bulky transformer for operation with your FT-101ZD. A DC-DC converter is an available option, for mobile operation. The FT-101ZD is small enough to qualify as carry-on baggage on most airlines, and is equipped with a strong, side-mounted handle for ease of carrying.

### VARIABLE IF BANDWIDTH

Using two 8-pole crystal filters with superior shape factors, the FT-101ZD variable bandwidth system is a valuable tool on today's crowded bands. With the turn of a dial, high pitched SSB "backshot", or unwanted CW signals, can be eliminated from the IF passband. Compare for yourself: other systems use a single filter in the IF; though you can move away from one interfering signal, you may move into more QRM. The YAESU design actually varies the

bandwidth, *eliminating* the QRM. Other manufacturers would have you spend hundreds of pounds on different filters for 2.1kHz, 1.8kHz, 1.5kHz, 800Hz, 500Hz, etc. With the FT-101ZD, you have continuously variable bandwidth — from 2.4kHz down to 300Hz.

### DIGITAL PLUS ANALOG READOUT

The FT-101ZD features digital plus analog frequency readout. The display features big, bright LED digits, for maximum readability. For extra savings, the economy model FT-101Z gives you the same precision analog display, at a significantly reduced cost. You can add the digital display later, if you wish.

### INTERFACE WITH 901 SERIES COMPONENTS

Your FT-101ZD may be used with all of the exciting FT-901DM series accessories. The FV-901DM synthesized, scanning VFO provides storage and recall of up to 40 frequencies, in addition to its 3-speed scanner and auto scan function. See for information on other accessories.

Here's a 10-1 winning offer if you'd like the full Yaesu catalogue. Just send us 4 x 9p stamps (36p) and we'll send you Yaesu's fully illustrated brochure together with our Credit Voucher for £3.60 against your eventual purchase. A couple of stamps will bring you the latest Atlas or Swan leaflets or our current used equipment list.



AUTHORISED

**ICOM**

DEALER

BRANCH: Amateur Electronics, UK — Coastal, Cliftonville, Kent, Ken McInnes, G3FTE, Thanet (0843) 291297, 9am-10.30pm.


BRANCH: Amateur Electronics, UK — Scotland, 287 Main Street, Wishaw, Lanarkshire, Gordon McCallum, GM3UCI. Telephone Wishaw 71382. (Evenings Carluke 70914).

AGENT: Wales & West — Ross Clare, GW3NWS, Caerleon, Newport. (Caerleon 422232) — only 20 minutes over the Severn Bridge.



**508-514 ALUM ROCK ROAD  
BIRMINGHAM 8**

**021-327 1497  
Telex 337045 6313**



PAUL  
G3VJF



**IT'S HERE!!** GET HER (OR HIM) TO BUY YOU ONE FOR XMAS!  
**THE MOBILE OF CHOICE FROM THE WORLD  
 FAMOUS ICOM STABLE — THE IC-255E**



**25 WATTS — 5 MEMORIES — SCANNING — 600 KHz AND USER SELECTABLE  
 REPEATER SHIFT — FULL COVERAGE IN 5 KHz or 25 KHz STEPS**

We have had a poke around one of these little beauties and are certain that Icom, yet again, have come up with a winner. As you can see, it has the expected smart Icom appearance. Features include:—

- ★ Crystal controlled Tone Burst
- ★ Full band coverage — extendable to 148 MHz if required
- ★ Four digit LED display
- ★ 25 Watts output or 1W low power. ★ A superb receiver using grounded gate FET front end
- ★ Scanning over a user programmable range
- ★ Memory scan
- ★ Stop on empty or busy channels
- ★ Tuning in 25KHz or 5KHz steps
- ★ 5 Memories — retained while the power is connected to the rig
- ★ Built-in 600 KHz Repeater shift
- ★ Alternative programmable shift
- ★ Reverse Repeater facilities
- ★ RIT ( $\pm$  KHz) for those off channel stations
- ★ Scan control from the microphone (an optional mic available shortly)
- ★ Good loud audio
- ★ Optically coupled tuning between control knob and CPU
- ★ Multiway 24 pin socket on back for touchpad, computer, or external control (note the current RM3 cannot be used but a new version is to be introduced)
- ★ Rugged modular PA (guaranteed of course!)
- ★ Mobile mount which can be padlocked

At £255 including VAT these are such value for money that demand may exceed supply for a while — but they are worth waiting for! (Delivery is free of course by Registered First Class Letter Post.)

FROM

**THANET**

OF COURSE


**ICOM**

**DON'T WORRY – WE GUARANTEE  
ALL SOLID STATE RIGS**

**INCLUDING PAs  
IC-211E  
2m  
All-mode**

Covering the full 2 metre band with fully synthesised multi-mode operations, the IC211E is the most advanced, highest quality 2 metre transceiver available anywhere. The IC211E comes complete with ICOM's single-knob frequency selection and two digital VFO functions, standard features at no extra cost.

The large weighted flywheel knob mounted with low friction ball bearings is used to drive an optical chopper to provide pulses to the synthesiser LSI, which shows a full 7 digit readout. A breaking mechanism, which operates electrically, engages to provide a smooth feel at slow speeds; and a "dial lock" button holds the reading at the time it is pushed, even though the knob continues to rotate.

The IC211 incorporates computer compatible interface via the 24 pin accessory socket on the rear which enables PIA connection for the microprocessor buff.

The IC211's synthesiser steps are displayed, with positively no time lag, backlash or uncertainty in display stability, in increments of 100Hz or 5kHz from 144-146MHz. Any offset for repeater use can be programmed.

**DAVE  
G4ELP**



**SMALL ENOUGH FOR MOBILE!**

The IC211 contains both 240v ac and 13.6v dc power supplies and has a built-in high SWR autpower control. Variable output power contributes to the IC211's versatility. Output between 500 milliwatts and 10 watts may be front panel controlled on FM.


More of the maximiser's built-in standard features include: a pulse type IF noise blander; front panel discriminator meter, SWR meter, VOX with adjustable VOX gain delay and antivoix; CW monitor volume level; and semibreak-in CW operation.

And your new IC211 carries the THANET 1 year warranty backed by spare parts and technical expertise if bought directly from us.

**COMPARE THE IC211 WITH THE OTHERS! £549 inc. VAT**

## Computer compatible – the Best!

### IC-701 HF £899



ICOM's superior LSI technology takes the lead in Amateur HF. The extremely compact IC-701 delivers 100 watts output from a completely solid state, no tune (broad band design) final, on all modes and all bands, from 160-10 M. With single knob frequency selection and built-in dual VFO's, the LSI controlled IC-701 is the choice in computer compatible, multi-mode Amateur HF transceivers.

The IC-701's single frequency control knob puts fully synthesised instant tuning at a single finger tip. WIDE bandsread, with 100Hz per division and 5kHz per turn, is instantly co-ordinated between the smooth turning knob and the synthesiser's digital read-out with positively no time lag or backlash (no waiting for counter to update; less operator fatigue). And at the push of the electronic high speed tuning button, the synthesiser flies through megacycles at 10kHz per step (500Hz per turn).

The computer compatible IC-701 LSI chip provides input of incremental step or digit-by-digit programming data from an external source, such as the

microprocessor controlled accessory which will also provide remote band selection and other functions.

Full band coverage of all six HF bands, and continuously variable bandwidth on filter widths for SSB, RTTY, and even SSTV, help to make the IC-701 the very best HF transceiver ever made. IC-701 includes two CW widths, all of this standard at no extra cost.

Sold complete with the high quality electret condenser base mic (SM-2), the IC-701 is loaded with many ICOM quality standard features. Standard in every IC-701 are two independently selectable, digitally synthesised VFO's at no extra cost. Also standard are a double-balanced schottky diode 1st mixer for excellent receiver IMD, and RF speech processor, separate drop times for voice and CW VOX, optionally continuous RIT, fast/slow AGC, efficient IF noise blander, fast break-in CW, and full metering capability.

from **THANET** of course.



# Tried – Tested and Popular . . .



## THE LEADER BASE STATION IC-211E

Fast becoming one of the most popular base station rigs because of its superb performance and advanced technology, the IC-211E leads the field in 2M base stations. With a full synthesizer which employs state of the art technology it provides all you want for full coverage on FM USB, LSB or CW on 2 metres with that extra bit of quality for which ICOM are so renowned, plus the chance to use the latest digital technology and even drive it from your home computer if you wish!

Less VAT = £477.39 With VAT = £549

## THE MOBILES

The IC-245E is probably the only multi-mode mobile on the market. Of course, it can also be used as a base station, and many own one for just this purpose. It employs all the same technology as the IC-211E, and is in fact virtually the same electronically with the exceptions that it only operates on USB, FM and CW and does not have VOX and sidetone or full seven digit readout. As with the 211 you have access, via a multi-way plug on the back, to the LSI synthesizer for connection of a keypad, computer or other bit of home-brewed logic.

Less VAT = £354.96 With VAT = £408



IC-245E  
NOW £399 inc.



IC-240  
NOW £193 inc.

The IC-240 is the ideal mobile rig for most people. Apart from the fact that it is quite a lot cheaper than most, it is, in fact, more suitable than many to use in the car while driving (and let's face it, it is under those conditions that most mobiles are used). It can be operated with ease without taking your eyes off the road and provides up to 22 channels (which is more than you are likely to need). Being synthesized, of course, there are no crystals to buy for extra channels. Full repeat, reverse repeat and automatic tone burst plus a low power facility are selectable from the front panel. By adding a 'Superscan' at a later date you can obtain full scanning facilities over the whole band at a VERY competitive price.

The IC-240 is a superbly built and very reliable piece of equipment as witnessed by the many thousands in use. All ICOM equipment is built to a very high standard and the IC-240 is no exception. It has an excellently sensitive receiver and a very clean transmitter and will give you hours of headache-free pleasurable use — so why not get one now before the price goes up again!

240 Alone

Less VAT = £167.91 With VAT = £193.00 (while stocks last)



IC-280E  
NOW £250 inc.

★ WITH SCANNER £260

As usual, ICOM have kept ahead with technology and have produced their revolutionary new IC-280E which uses a microprocessor to produce frequencies throughout the 2m band at the ideal 25kHz spacing required today. The IC-280 has the ideal advantage of being separable into two parts for easy mounting into today's cars which so often forget to leave space for a rig. The removable front panel, with all controls, is only 3" deep and will fit in any convenient spot — in the glove pocket, on the dash or even on the sun visor! The main part of the set can be mounted anywhere within 4 feet — or even further in many cases — under the passenger's seat is quite handy! Display is of frequency on an LED readout and there are three memories for your favourite channels. These are not cleared when the set is switched off as long as it left connected to the car battery.

Less VAT = £217.50 With VAT = £260

AGENTS (PHONE FIRST — All evenings and weekends only, except Barnsley and Burnley)

Scotland — Jack GM8GEC (031-665 2420)

Wales — Tony GW3FKO (0222 702982) Burnley — (0282 38481) Midlands — Tony G8AVH (021-329 2305)

North West — Gordon G3LEQ (Knutsford (0565) 4040) Yorkshire — Barnsley (0226-5031)

H.P. TERMS AVAILABLE

FOR ALL MAIL ORDERS AND SALES DURING BUSINESS HOURS

YOUR SOLE AUTHORISED UK IMPORTER FOR ICOM


# THANET ELECTRONICS

143 Reculver Road, Beltinge, Heme Bay, Kent (02273 63859)





... **Simply the Best** ...



**IC-215**  
**£162 inc.**

The IC-215 is getting more and more popular also as it combines the advantages of a portable, which can be operated anywhere, with the ability to double as a low power base station by virtue of its 3 Watts of output and S0239 antenna connector on the back. Of course there are facilities to operate it from an external power supply, and if it is fitted with Ni-Cads you can arrange to trickle charge these at the same time. The batteries used are of a sensible size being C type (or U11) instead of the 'penlight' batteries used by most of its competitors. This gives at least three times the operating power when you are away from home which you will appreciate if ever you have run out of battery in the middle of QSO! It comes already crystallised up for 12 channels, S20, S22 and all the repeater channels 0 to 9. We think the extra power and larger batteries far outweigh the advantages of having the extra channels produced from a synthesizer.

Less VAT = £140.87      With VAT = £162.00



**IC-202S**  
**£199 inc.**

ICOM's range of sideband portables has been recently expanded. The well known and tested IC 202E has now been improved in the form of the IC-202S which has lower side band fitted also and provides sidetone on CW. The receiver has been notted up making it even more suitable for use as a base station, either barefoot or as a prime mover. The new IC-402 is the 70cm version of the 202S giving the same facilities as its 2m cousin over the range 432-435.2 MHz. Both use a very stable VXO circuit, to give fully tuneable coverage of the band in 200 kHz segments and both have extremely clean signals so that using them to drive a linear to the full legal limit presents no problems. We are very impressed with both the 202S and the 402.

The IC-202E was good . . . these are even better!

IC-202S	Less VAT = £173.04	With VAT = £199.00
IC-402	Less VAT = £255.65	With VAT = £294.00



**IC-402**

**THE STAFF OF THANET WISH ALL  
OUR CUSTOMERS A MERRY XMAS  
AND A HAPPY NEW YEAR.**

**PLEASE NOTE: WE WILL BE CLOSED FROM  
23 DECEMBER TO 1 JANUARY.**

#### **240 Channelizer**

We have now a new mod. for the IC-240 which gives 80 Channels, displayed as channel numbers selected on thumbwheel switches.

**Kit £37 inc. VAT**

Phone — or put a message on the ansafone for further details

ALSO AVAILABLE FROM OUR SHOP IN HERNE BAY

**MICROWAVE MODULES**

**WESTERN**

**ANTENNA SPECIALISTS**

**J-BEAM**

**G WHIP**

**YAESU MUSEN**

**RSGB PUBLICATIONS**

**FDK**

**HP AND PART EXCHANGE WELCOMED**

# WATERS & STANTON ELECTRONICS

## TRIO HAS COME TO THE SOUTH EAST


 **TRIO**



*... We wish our customers and  
trade friends a Happy Xmas and  
Prosperous New Year*



ALL PRICES INCLUDE 15% VAT

 **TRIO TS120V £408**  
**TS120S £495**


SOLID STATE RIG  
RELIABLE AT LAST

Up until now there has been a natural reluctance to accept solid state HF rigs as anything but a second rig or mobile unit with dubious reliability of the PA devices. Now at last the new TS120 series gives you 80-10 metre coverage at either 10 watts output or 100 watts output. Digital readout and variable selectivity are just two features that put them in a class above any other solid state rig we know of (apart from the TS180S) — even those costing nearly £1,000. The TS120 will put to shame many of the older valve PA designs and can confidently be regarded as a good reliable base or mobile station — and no tune-up means instant OSY from band to band at the flick of a switch.

 **TRIO TS820S £832**

THE DX OPERATOR'S  
EXECUTIVE RIG

The Trio TS820S must be the HF operator's dream come true. Many superlatives have been used to describe it and all are justly deserved. It's the transceiver that you'll hear from about every corner of the World with its distinctive, clean, crisp audio. A most effective RF processor ensures a remarkable improvement in readability under QRM conditions without any degradation of quality and RF negative feedback produces just about the cleanest signal you'll find anywhere. 160-10 metres, 200 watts PEP input and 0.2uv for 10db S-N all add up to an enviable package. Add to this the digital readout display and unique selectivity obtained by "bandpass tuning" of the IF section produces a transceiver that is today's DX operator's No. 1 choice. For further information or credit terms, just drop us an SAE.



**NEW**  **TRIO TS770 £775**


If you're a VHF or UHF enthusiast, this must be the transceiver for you. The Trio TS770 is the ultimate, all-in-one station for 144-146 and 432-440MHz operation. A complete "state of the art" package, embodying many unique features, including digital readout, dial braking, dual speed tuning, dual VFO control, split frequency working, electronic band changing, eight memory channels, scanning of 1MHz segments or the eight memory channels, 100kHz search switch for CW/SSB, frequency lock switch, plus all the more usual features that you have come to accept as standard from Trio. The net result is a one package station that costs little more than 2 metre base station plus 70cms transverter — but it is a lot more flexible. No wonder everybody has been waiting for this one — it's simply the ultimate!

**NEW**  **TRIO R-1000 £275**

At last the Trio R1000 has been announced — a real purpose-built receiver for the serious short wave listener. 200kHz to 30MHz in 30 bands. This receiver has many features that are not available on other models and, of course, has the technical backing of the world's largest manufacturers of amateur communications equipment. Features include: 1kHz digital readout and separate analogue dial, large high quality speaker, digital 12 hour clock — AM and PM, three separate filters for razor sharp selectivity, noise blanker (try finding this on any other receiver!), automatic preselector or tuning via the 1MHz band switch, three-stage attenuator, dimmer control, tone control, timer circuit, and all this in a diminutive package measuring 12½ x 4½ x 8½ in. Trio have now solved the problem of choosing a receiver — there is no choice — it's got to be Trio!

**STOP PRESS!**

Have you seen the new Trio TR7400? — it will cost you approx. £235 but at that price you get the ultimate that is available from Japan.



 **TRIO TR7625 £273**

The TR7625 is the complete 25 watt mobile package for 2 metres. The whole of the band, 144-146MHz is covered using a coaxial type switch and enabling any frequency in 5kHz steps to be selected. A bright LED display gives true frequency readout and power output can be switched down to 5 watts. A memory switch enables one to also programme into the transceiver one priority channel. A lowered powered 10 watt model is also available designated TR7600. Of particular interest to many operators will be the microprocessor that is available as an extra at £74. This plugs into the rear of the transceiver and gives up to six memory channels that may be scanned, touch pad frequency selection, multiple scanning and lock-on busy or empty channels. Quite a unit!

THE MOBILE RIG  
WITH 80 CHANNELS

 **TRIO TR2300 £199**

The TR2300 is a remarkable package which combines all the advantages of a portable station with those of a mobile transceiver. In many ways it's the ideal "starter rig" in amateur radio. Full band coverage from 144-146mHz in 80 x 25kHz channels plus 600kHz repeater shift and 1750Hz automatic tone-burst complete its versatility. The dial is directly calibrated in frequency and has illumination for night use. The transmitter is exceptionally clean with an output power in excess of 1 watt. Receiver sensitivity is every bit as good as the best mobile rigs and either internal batteries or an external DC source may be used. Fits easily into a suit case or on the corner of a desk and makes a really compact mobile rig. Price includes carrying case, shoulder strap, battery charger, external DC cord and, of course, the Waters & Stanton 12 month warranty. An absolute bargain — we even sell them to our staff!

THE IDEAL  
STARTER RIG!



# WATERS & STANTON ELECTRONICS

**TRIO**  
 TS820S 160-10m transceiver 200w digital **£832.00 (3.75)**  
 TS820 160-10m less digital **£710.00 (3.75)**  
 SP820 External speaker **£39.00 (1.50)**  
 TS520SE 160-10m transceiver 200w **£485.00 (3.75)**  
 SP520 External speaker **£18.00 (1.25)**  
 VF0520S External VFO **£103.00 (3.75)**  
 TS120S 80-10m Solid state 200w **£495.00 (3.75)**  
 TS120V 80-10m Solid state 10w **£408.00 (3.75)**  
 PS20 AC PSU (TS120V) **£52.00 (3.75)**  
 PS30 AC PSU (TS120s & TS180s) **£98.00 (3.75)**  
 MB100 Mobile mount **£17.00 (0.75)**  
 AT200 1.8-30MHz ATV **£95.00 (1.50)**  
 MC50 Desk microphone (Super!) **£27.50 (1.50)**  
 MC30S Noise cancelling hand mic. **£13.30 (0.50)**  
 TS770 2m/70cm all mode transceiver **£18.00 (1.25)**  
 TR7625 2m FM mobile 25w 80ch. **£273.00 (3.75)**  
 TR2300 2m FM portable 80ch. **£199.00 (3.75)**  
 MB2 Mobile mount (2300) **£18.90 (1.00)**  
 TS180s 160-10m solid state transceiver **£825.00 (3.75)**  
 TR3200 70cm portable 3 ch. fitted **£140.00 (3.75)**

**YAESU**  
 FRG-7 General coverage receiver **£214.00 (N/C)**  
 FRG-7000 Digital readout receiver **£375.00 (N/C)**

**LOWE RECEIVER**  
 SRX30 0.5-30MHz AM/SSB/CW **£178.00 (N/C)**

**ICOM**  
 IC215E 2mFM 3 watt 12 chs **£162.50 (N/C)**  
 IC202S 2m SSB 3 watt portable **£199.00 (N/C)**  
 IC240 2m 22 ch's 10 watts **£193.00 (N/C)**  
 IC280E 2m FM 80 ch's 10 watts **£250.00 (N/C)**  
 IC211E 2m All mode transceiver **£549.00 (N/C)**

**MICROWAVE MODULES (New Prices!)**  
 MMT 432/28 S transverter **£136.75 (N/C)**  
 MMT 432/144-R transverter **£173.50 (N/C)**  
 MMT 144/28 transverter **£90.75 (N/C)**  
 MMC 144/28-30 **£21.85 (N/C)**  
 MMC 144/28 LO converter **£24.15 (N/C)**  
 MMC 70-28 converter **£21.85 (N/C)**  
 MMC 70/28 LO converter **£24.15 (N/C)**  
 MMC 432/28 S converter **£29.90 (N/C)**  
 MMC 432/144 S converter **£29.90 (N/C)**  
 MMC 1296/144 or 28 converter **£32.00 (N/C)**  
 MMC 28/144 10m up converter **£20.70 (N/C)**  
 MMD 050 500MHz counter **£69.00 (N/C)**  
 MMA 144 2m pre-amp **£14.90 (N/C)**  
 MMD 500P 500MHz pre-scaler **£23.00 (N/C)**  
 MMV 1296 varactor tripler **£34.50 (N/C)**  
 MML 144/100w linear amplifier **£142.50 (N/C)**  
 MML 432/100w linear amplifier **£228.00 (N/C)**  
 MML 144/25w **£48.30 (N/C)**  
 MML 432/50w **£113.75 (N/C)**

**SEM**  
 2m converters **£23.00 (N/C)**  
 70cms converters 144 IF **£23.00 (N/C)**  
 2m pre-amp **£14.95 (N/C)**  
 2m auto switching pre-amp **£19.50 (N/C)**  
 70 cms auto switching pre-amp **£22.63 (N/C)**  
 2m PA3 pre-amp **£8.00 (N/C)**

70cm PA3 pre-amp **£10.00 (N/C)**  
 2m 48 watt linear/pre amp **£66.70 (0.95)**  
 All pre-amps fitted SO239 sockets **£16.68 (N/C)**  
 HF auto pre-amp 2-40MHz **£11.73 (N/C)**  
 HF pre-amp 2-40MHz **£45.00 (1.00)**  
 HF Z-MATCH ATU 80-10m

**VHF MONITOR Rx's**  
 TM56B 12v/240 AC auto scan 10 ch's **£106.00 (N/C)**  
 TM56B Marine model **£115.00 (N/C)**  
 SR9 12v DC Marine model **£48.00 (N/C)**  
 Extra xtals **£2.50 (N/C)**

**FDK (New PII price!)**  
 Multi 3000 2m All mode **£495.00 (N/C)**  
 Multi 8000 2m 25 watts **£289.00 (N/C)**  
 Multi 700E 2m 25 watts **£229.00 (N/C)**  
 Multi Palm II 2m handheld special package **£99.95 (N/C)**  
 M-11/Q16 xtals £5.00 Palm II xtals **£3.00**  
 Multi-Palmsizer 2m synthesised 40 channel hand-held **£149.00 (N/C)**  
 Palm IV 70cms **£159.00 (N/C)**

**DENTRON**  
 MLA 2500 160-10m 2Kw linear **£695.00 (N/C)**  
 MT3000A 3Kw 160-10m tuner **£275.00 (N/C)**  
 MT2000A 3Kw 160-10m tuner **£175.00 (N/C)**  
 160-10 Supertuner Plus 1Kw **£115.00 (N/C)**  
 JR Monitor 160-10m tuner 300w **£59.95 (N/C)**  
 W 2 160-10m PEP/SWR meter **£59.95 (N/C)**  
 HF200A Transceiver **£399.00 (N/C)**  
 1kw 80-10m linear 240v GLA1000 **£295.00 (N/C)**

**AR**  
 AR240 Synthesised hand-portable **£168.00 (N/C)**

**MIZUHO (NEW LOW PRICE!)**  
 2m SSB 1 watt portable **£135.00 (N/C)**  
 Extra xtals **£3.00**

**NAIGAI (NEW LOW PRICE!)**  
 2200 2m 500w PIP linear **£429.00 (N/C)**

**ADONIS MICROPHONES**  
 AMB02G Compressor - 3 outputs **£59.95 (N/C)**  
 AM502G Compressor - 1 output **£39.95 (N/C)**

**ASP MOBILE ANTENNAS**  
 201 - 2m 1/2 wave **£3.50 (1.00)**  
 2009 - 2m 5/8th wave **£9.25 (1.00)**  
 677 - 2m 5/8th wave deluxe **£14.95 (1.00)**  
 462 - 70cms colinear **£8.25 (1.00)**  
 667 - 70cms colinear deluxe **£17.95 (1.00)**  
 Magnetic base and cable **£8.50 (1.00)**  
 "No-hole" boot mounts **£3.75 (0.50)**

**HF ANTENNAS**  
 HQ-120 15-10m mini-quad **£96.50 (2.50)**  
 C4 20-15-10m vertical **£48.50 (2.00)**  
 Mosley 20-15-10m mini-beam 600w **£99.00 (2.00)**  
 Mosley 2Kw version **£129.00 (2.00)**  
 TA32 600 watts 20-15-10m **£81.00 (2.00)**  
 TA33 600 watts 20-15-10m **£120.75 (2.50)**  
 Mustang 2Kw 20-15-10m **£149.50 (2.50)**

## NEW PREMISES!

When you read this, our new premises should be fully operational and we will have on show the largest selection of new and used amateur radio equipment in the South East. And if you are a Trio fan don't forget that we not only stock their amateur products but also their Hi-Fi. In fact, if you are at all interested in electronics, we have probably got something to interest you; so why not pay us a visit and see everything that's good in amateur radio. And remember, there's no parking problems - we have a large car park at the rear. Whether you're new to amateur radio or an old timer, we'll be happy to assist and advise you as to your needs. We don't employ high pressure sales techniques so if you simply want to come and browse or show the XYL what you want for Christmas, you'll be more than welcome.

Hy-gain 12 AVQ 20-15-10m **£43.00 (2.00)**  
 Hy-gain 14 AVQ 40-10m **£60.00 (2.00)**  
 Hy-gain 18 AVT/AWB 80-10m **£87.00 (2.25)**  
 Mosley TD3JR 20-15-10m dipole **£31.00 (1.00)**  
 Mosley RDS SWL ham dipole **£36.30 (1.00)**  
 EL-40X 80-40 Mini dipole **£39.50 (1.00)**  
 HF5 5 band vertical **£41.50 (1.00)**

**VHF ANTENNAS (JAYBEAM)**  
**PRICES INCREASE 19th NOVEMBER**

4Y/4M 4el yagi **£17.20 (2.00)**  
 C5/2M 5db colinear **£40.00 (2.00)**  
 5Y/2M 5el yagi **£10.25 (1.50)**  
 8Y/2M 8el yagi **£13.25 (1.50)**  
 10Y/2M 10el yagi **£28.40 (2.00)**  
 PBM10/2M 10el parabeam **£33.60 (2.00)**  
 PBM14/2M 14el parabeam **£40.80 (2.50)**  
 5XY/2M X'd 5 element **£20.70 (1.50)**  
 8XY/2M X'd 8 element **£25.80 (2.00)**  
 10XY/2M X'd 10 element **£34.30 (2.00)**  
 Q4/2M 4el quad **£21.50 (1.50)**  
 Q6/2M 6el quad **£28.50 (2.00)**  
 D5/2M 5 over 5 **£18.30 (1.50)**  
 D8/2M 8 over 8 **£24.85 (2.00)**  
 SVMK vertical Kit **£6.60 (1.25)**  
 UGP/2 Ground plane **£9.35 (1.25)**  
 HO/2M 2m halo **£4.25 (0.75)**  
 HM/2M Above with 24' mast **£5.05 (0.75)**  
 C8/70cm 8db colinear **£45.40 (2.50)**  
 D8/70cm 8 over 8 **£20.45 (2.00)**  
 PBM18/70 18 el parabeam **£24.75 (2.00)**  
 M8M/48 70 el Multibeam **£28.20 (2.00)**  
 MBM88/70 88 el Multibeam **£37.50 (2.00)**  
 8XY/70 8 el X'd yagi **£31.05 (1.50)**  
 12XY/70 12 el X'd yagi **£38.50 (2.00)**  
 D15/1296 15 over 15 **£30.95 (1.50)**

**ACCESSORIES**  
 9502 rotator **£55.80 (1.75)**  
 KR400 rotator **£105.80 (2.00)**  
 AR40 rotator **£54.50 (1.50)**  
 Stolle 2030 rotator **£55.00 (1.50)**  
 Stolle 2010 rotator **£50.00 (1.50)**  
 Stolle 2050 **£39.95 (1.50)**  
 SWL ATU **£16.50 (0.75)**  
 Shure 444 microphone **£27.50 (0.75)**  
 Shure 201 microphone **£11.75 (0.75)**  
 Shure 526T microphone Type II **£36.35 (0.75)**  
 Hand Morse key **£9.70 (0.50)**  
 MMC 203S Safety mic. **£20.95 (0.50)**  
 50ohm balun **£11.25 (0.50)**  
 UR67 per metre **£0.62 (0.05)**  
 UR43 per metre **£0.22 (0.03)**  
 5 core cable per metre **£0.30 (0.03)**  
 HP3A high pass filter **£3.00 (0.20)**  
 Drake low pass filter **£18.40 (0.75)**  
 P1 ferrite rings **£0.35 (0.05)**  
 Plastic antenna insulators **£0.25 (0.05)**  
 Twin SWR meters 3-150mHz **£13.50 (0.50)**

**JAYBEAM (HF)**  
 TB 3 ele 2Kw Beam **£155.00 (2.00)**  
 VRS 3Triband vertical **£39.00 (2.00)**

**HILOMAST LTD**  
 PNAM-1 Telescopes to 9m **£271.00 (15.00)**  
 PNAM-2 Telescopes to 14m **£331.00 (16.00)**  
 SAE for details.

All prices include VAT at 15%  
 Coming soon! 16 and 20 amp power supplies £69 and £95. Phone for details.

MONDAY-SATURDAY 9-5.30 **THE COMPLETE HAM RADIO CENTRE** EARLY CLOSING WED 1.00pm  
**WARREN HOUSE, 18/20 MAIN ROAD, HOCKLEY, ESSEX Telephone (03704) 6835 Telex 897406**  
 PHONE ORDERS ACCESS BARCLAYCARD MAIL ORDER RETAIL CALLERS  
 AGENTS:- G3PWJ (03844) 77778 G3WRA (0432) 67864 G8NMU (0272) 669454 G3XTX (0708) 68956 G63GRX (0324) 24428

# STEPHENS-JAMES LTD.

47 WARRINGTON ROAD, TELEPHONE  
LEIGH, LANCS. WN7 3EA (0942) 676790



## R820 RECEIVER

### •• THE ULTIMATE IN RECEIVERS ••

Frequency coverage 160-10m plus SW Broadcast Bands. All modes CW-USB-LSB-RTTY. Digital Readout. Noise Blanker. Fully variable I.F. Bandwidth, plus Bandpass tuning, plus rejection notch filter. £790.00



The new TR-7600 is a high performance 2m FM Transceiver with memory, designed to permit multi-channel (400 channel) operation. Featuring the ability of repeater operation. This transceiver brings you all the convenience and versatility in both mobile and fixed station operation. The TR-7600 has provision for connection of optional remote control unit (with built-in microcomputer) for added versatility. £247.00

# G3MCN



## TRIO TS120 TRANSCEIVER

### ALL SOLID STATE HF BAND TRANSCEIVER

Freq. 3.5-30 MHz Amateur Bands and WWV, I.F. Shift System, Noise Blanker, Vox, Single conversion system using PLL circuit. Digital display dial.

TS120V 10 watts PEP £408.00  
TS120S 200 watts PEP £495.00



## TR2300

TR2300 2m Synthesised Portable Transceiver. We have lost count of the number of this model we have sold over the last 12 months hikers, campers, climbers you can hear them all over the country and reliability which is the essence of TRIO equipment. £199.00

### JAYBEAM


5Y/2M 5 element yagi	£8.86
6Y/2M 8 Element yagi	£11.50
10Y/2M 10 element	£25.13
PBM/14/2m. 14 element Parabeam	£35.78
5XY/2m. 5 element crossed yagi	£18.40
8XY/2m. 8 element crossed yagi	£23.00
10XY/2m. 10 element crossed yagi	£30.48
Q4/2m. 4 element Quad	£19.08
Q6/2m. element Quad	£25.30
D5/2m. 5 over 5 slot fed yagi	£15.86
D8/2m. 8 over 8 slot fed yagi	£21.16
UGP/2m. ground plane	£7.96
MBM48/70cm. Multibeam	£25.06
MBM88/70cm. Multibeam	£33.35
TAS 1/2m. Whip mobile	£14.37
C5/m. Colinear	£35.65
C8/70cm. Colinear	£45.42
D15/1296 23cm. Antenna	£26.90

Carriage on Antennas £3.00

### TRIO

R820 Receiver	£790.00
TS820 Transceiver	£710.00
Digital readout for TS820	£122.67
VFO820	£123.70
DS1A 12v. DC Inverter	£42.93
SP820 Speaker	£38.83
SM220 Monitorscope	£246.00
TL922 Linear Amplifier	£797.50
TS520S Transceiver	£541.78
VFO520S	£103.25
SP520 Speaker	£17.90
DGS Digital readout for TS520S	£119.60
TS120V 80-10m. Mobile Transceiver	£408.00
PS-20 AC power supply for TS120V	£52.14
MB100 Mobile mounting bracket	£17.00
TS700S 2m. All mode digital transceiver	£548.98
SP70 Speaker	£20.45
TR7010 2m. SSB/CW Mobile 10 watt	£193.20
PS6 Power supply	£59.25
TR2300 2m. Portable Transceiver	£199.00
TRIO R1000 Receiver	£298.00
PB15 Battery Pack	£20.25
TR8100 70cm. FM Mobile Transceiver	£250.00
TR3200 70cm. Portable Transceiver	£190.00
H5S Headphones	£23.52
HS4 Headphones	£10.73
MC50 Desk Microphones	£27.60
MC305 Hand microphone 50K	£13.29

Cables and accessories in stock.



The Mk. 2 Multituner was designed by us to many requests who found our Mk. 1 the finest they had ever used but required a wider frequency range. This covers 550 kHz to 30 MHz. The circuitry gives 50 switchable, tunable positions to match any antenna over 5 metres in length to practically all communication receivers. Our "Multituners" are designed and manufactured by ourselves and have been exported to over 50 Countries. Many operators use them for QRP Transmitting also. See the February edition 1977 of the "Short Wave Magazine" or send SAE for details. £26.50 inc. VAT and postage

### NEW ANTENNA MODELS

H.S. HF5 Vertical 10-80m.	£41.40
HF R. Ground Plane Kit	£23.00
GDX 2 Discone Antenna 50-460 MHz	£36.80

### BANTEX

Bantex Magnetic Base Mount	£10.40
1" glass fibre Whip	£8.44
1" stainless steel Whip	£9.40
UHF stainless steel Whip	£8.03
Standard base mount	£2.70



## TS180S

TS180s. HF Transceiver. An all solid state Transceiver with Digital Frequency Control. A rig that has the facilities that DXer, Contest operator or any Amateur would desire for maximum flexibility on the 160 through 10 metre bands. Up to 200 watt PEP input. No tune. Final amplifier. With digital readout. £825.00

### RECEIVERS AND TRANSCEIVERS

(inc. VAT and Postage)

SR9 Tunable 144-146 MHz FM Receiver	£46.00
AMR217B Scanner Receiver. AC or DC operation	£113.50
R512 Aircraft Band Scanning Receiver	£135.00
AR240. 800 Channel Hand Held 2m. FM Transceiver	£168.00
HC 1400 2m Transceiver	£255.00
Regency Digital Flight Scan Synthesised Aircraft Band Receiver	£230.00
F.D.K. TM563 Scanning 2m Receiver	£109.00
Sky Ace handheld Aircraft band receiver	
Yaesu FRG7 Receiver	£214.00
Yaesu FRG7000 Receiver	£275.00

### SECONDHAND EQUIPMENT

Due to delay in publishing secondhand lists please send SAE for our up to date lists. We have a very quick turn over in secondhand equipment, especially in receivers. If you require a specific model please let us know and we will inform you as soon as we have one available. Our secondhand equipment carries a three month guarantee. We would be pleased to sell your equipment on a commission basis, which saves you time and money advertising.

### ACCESS and BARCLAYCARD facilities. Instant HP service

Part exchanges always welcome. Spot cash paid for good clean equipment. If you have equipment surplus to your requirement we would be pleased to sell this on commission for you.

Shop Hours: 9.30 to 5.30 Monday to Friday  
5 p.m. Saturday.

No parking problems. Turn at the Greyhound Motel on the A580 (East Lancs.) Road. S.A.E. with all enquiries. 25p will bring you latest information and prices, credited to your first purchase over £5. Postage carriage extra.

ALL OUR PRICES INCLUDE VAT



## TRIO R1000



**ROTATORS**

AR30	£47.16	UR43	24p metre
AR40	£54.73	UR67	82p
CD44	£109.25	300 ohm Ribbon	
AR22	£49.46	11p metre	
KR400	£98.13	75 ohm low loss	20p
DR7500	£108.10		

**SRX-30**

Solid state Receiver 550 kHz-30 MHz £175.00

**TEK**

5D Multi Band Trapped Dipole 80-40-20-15-10 metres. 50 ohm feed. 23 metres in length. This is complete, not a kit. High quality Traps and wire. 2kW PEP rating  
**PRICE (inc. VAT) £50.00**

**Accessories**

2 way Antenna Switch 50 ohm-200 watt	£6.00
3 way Antenna switch SWL push button type	£4.60
3 way Antenna Switch 2 kW PEP 0-500 MHz	£9.50
4 way Antenna Switch 50 ohm 200 watt PEP	£10.50
6 way Antenna Switch 2 kW PEP 0-30 MHz	£17.50
Single Meter SWR Wall type	£10.87
Single Meter SWR Desk type	£11.00
Twin Meter SWR Desk type	£13.55
Hansen F5-301 Through Line Wattmeter	£40.10
DL20 20 watt 50 ohm Dummy Load	£6.30
DL50 50 watt 50 ohm Dummy Load	£7.50
DL120 100 watt 50 ohm Dummy Load	£12.50
DL-1000 1 kW Dummy Load 50 ohm	£31.00
Morse Keys Lightweight	£3.25
Nyc King Morse Keys	£10.15
Hyfound HK708	£10.50
Katsumi EK 150 Electronic Keyer	£79.00
Katsumi MK1024 Electronic Keyer, with memory	£135.00
DX-008 Programmable Frequency Counter	£116.25
Antenna Gutter Mounts	£3.55
HP3A High Pass Filter	£3.25
Twin Keying Paddle. Chrome plated with heavy base. Precision Unit	£26.50

Full Range of Microwave Modules Converters, Transverters, Linears, etc.

**Hy Gain**

12AVQ 3 band Vertical	£43.12
14AVT/WB 4 band Vertical	£60.37
18AVT/WB 5 band Vertical	£87.40

ASP and Diawa 144MHz and 70 cms Antennas in stock.

**Mini Products**

C4X 3 band Vertical	£48.00
HQ1 Mini Beam	£96.00

**TECHNICAL ASSOCIATES**

**Rx Band Pass Filter.** 9 I.C.'s. 1 watt output\* 5 switched positions of filters\* High pass 2-5 kHz-2-00 kHz-1.5 kHz-200 Hz-110 Hz-80 Hz\* Ideal for increased selectivity with FRG7, SXR30, ETC ... **Price £30.45**

**New "Multifilter"**

Simple to install between receiver and speaker. This unit contains band pass filter - peak and notch filter.


**Pre-Selector.** Coverage 1-6 MHz to 31 MHz\* Three switched bands\* Type 1 with antenna changeover relay for Transceiver op **Price £30.45**

Type 2 for SWL without relay **Price £27.25**

**Crystal Calibrator.** Seven ranges down to 1 kHz. Selected from front panel. Complete with antenna. ... **Price £22.80**

**Some Models in New Type Cabinets**

These prices include VAT and postage.



**ARAC 102 receiver, 28-30 MHz. 144-146 MHz. AM-SSB-FM-CW Price £106.50**

**S.T.E. Prices include VAT and postage**

Arac 170 10m. and 70 cm. Receiver	£129.00
AA1 Audio Module for AR10	£4.10
AD4 FM Discriminator	£5.00
ALB Linear Amplifier	£27.60
AG10 Tone Generator	£4.90
ATAL 2m. AM-FM Tx	£129.00

**G-WHIP**



Tribander Helical 10-15-20m.	£23.00
LF Coils for Tribander	£6.55
LF Telescopic Whip Section	£2.99
Basemount standard type	£4.20
Multimobile 78, 10-15-20m.	£26.45
MM Coils	£6.55
MM Telescopic whip section	£2.59
Flexiwhip basic 10 metre section	£16.10
Basemount standard	£4.20
Ball type Basemount	£5.75
Coils for Flexiwhip	£6.55
Base thread adaptor USA/G Whip	68c
Extendarod 40"	£10.93

**Drake**


TV3300 Low Pass Filter	£18.40
TR7 Transceiver and AC psu	£1021.00
MN7 ATU/RF Wattmeter	£126.50
DL1000 Dummy Load	£32.00

**Standard CB800**

2m Transceiver 10 Watt FM digital tuning - remote control multi-mode scanning - **£252**



**AR20. 12 channel FM receiver 144-146 MHz. Input impedance 50-75 ohm. AM-FM modes. Sensitivity 0.2uV AF output 3 watts. 12v. DC operation. Price £50.00**




**AT23. 12 Channel PM Transmitter. 3 watts. 144-146 MHz. Frequency deviation 3-10 kHz adjustable. 12v. DC operated AF input sensitivity 2mV adjustable to 50 mV. Price £50.00**



**455 kHz FM Discriminator Amplifier. Limiting threshold 100uV. Amplitude modulation rejection 40dB. Audio output voltage at 1 kHz 200-300mV frequency deviation +/- 3 kHz. Price £5.00**

**Solid State Stabilised Power Supplies**

Maximum ratings quoted. Prices include postage.	
Model 122 12.6V 2.5A	£15.55
Model 125 10-15V Bamp	£28.00
Model 153S 4-20V 3 amp Dual Meter	£29.35
Model 156S 4-15V 5 amp Twin Meter	£35.00
Model 1210S 4-20V 10 amp Twin Meter	£35.00
Model 1210SV 4-20V 10 amp Digital Readout	£110.00
Model 153SV 4-20V 3 amp Digital Readout	£38.00
Model 1220/1 11.3-5V 20 amp	£90.00
Model 1220/2 11.3-5V 12 amp	£80.00



**Mod. 1210 S**

Merry Christmas to all our customers

**STEPHENS-JAMES LTD.**

**47 WARRINGTON ROAD, LEIGH, LANCs. WN7 3EA**

SEE US ON STAND 30  
 AT THE LEICESTER EXHIBITION

telephone 0942 - 676790

**The Shop with  
the Smile!**

## AMATEUR RADIO EXCHANGE

PROPRIETORS: BRENDA APTAKER (G8SXY), BERNARD GODFREY (G4AOG)



### NO EMPTY BOXES THIS CHRISTMAS

Now it can be told . . . Three years ago, when we opened, we had on display the finest array of empty radio boxes in England. Today our shelves groan under the weight of the widest range of amateur radio equipment — new and secondhand — under one roof anywhere in the country. But, as well as supplying the goods, we also try to provide the service, both technical and after-sales, and in terms of a fair and helpful attitude on part-exchanges. This is why our customers have become our friends, and *their* friends have become our customers . . . and Brenda's coffee might just have something to do with it too!




**MERRY CHRISTMAS AND A HAPPY NEW YEAR  
FROM BRENDA AND BERNIE**



And now for what's new in the shop. Pride of place, firstly because the drawing looks better at the top of the page and secondly because so much interest has already been shown in it, Yaesu's superb new handheld, the microprocessor-controlled synthesised FT-207R. In stock at last, come and try it, and see for yourself how good it is.

Next, two sophisticated new mobiles from Standard, the C7800 and the C8800. The C7800 is the first sensibly priced 70cm FM mobile to give full 10MHz coverage in 25kc steps with MHz step-button to cut tuning time. Among other features are tuning from mic or front panel — Su20 available on push-button — two repeater offsets at 1.6MHz and 4.6MHz — digital readout — five memories — two-speed scan. The C8800 is the matching unit with the same features covering the 2m band in 5kc or 25kc steps.



FT-207R



C7800

These apart, we do of course carry our normal full ranges of new equipment by YAESU, ICOM, TRIO, STANDARD, SWAN, MICROWAVE MODULES, DATONG, FDK, KW, JAYBEAM G-WHIP etc. plus about the widest selection of secondhand gear you'll find anywhere, from, say, a KW2000 transceiver at £120 up to a complete Drake line-up at £800.

**CLOSED WEDNESDAY, BUT USE OUR 24-HOUR ANSAFONE SERVICE**

Easy terms  
up to 2 years



Credit sales  
by telephone



Instant HP for  
licensed amateurs

So easy for Overseas Visitors — Northfields Station is just seven stops from Heathrow on the Piccadilly Line — or phone your order and let us deliver it to you at the Airport.

**2 NORTHFIELD ROAD, EALING, LONDON, W13 9SY**

**Tel. 01-579 5311**

ADVERTISERS' INDEX

	Page
Aero & General Supplies ...	576
Amateur Electronics UK ...	518-519
Amateur Radio Exchange ...	528, 567
Amateur Radio Shop ...	572
B. Bamber Electronics ...	571
Barnet Metal & Car Co. Ltd.	565
J. Birkett ... ..	569
Bredhurst Electronics ...	563
British National Radio and Electronics School ...	569
Cambridge Kits ... ..	573
Castronics Ltd. ... ..	530
C.B. Electronics ... ..	575
Colomor Electronics Ltd. ...	574
Crayford Electronics ...	576
Datong Electronics Ltd. ...	559
G2DYM Aerials ... ..	576
G3HSC (Rhythm Morse Courses) ... ..	574
D. P. Hobbs Ltd. ... ..	575
Holdings of Blackburn Ltd. ...	576
K.W. Communications Ltd.	568
Lee Electronics Ltd. ... ..	558
Leeds Amateur Radio ... ..	574
Lowe Electronics <i>front cover, inside front cover,</i>	513
M.H. Electronics ... ..	576
Partridge Electronics Ltd. ...	570
Plessey of Ilford ... ..	571
P.M. Electronics Services ...	564
Quartslab Marketing Ltd. ...	562
Radio Shack Ltd. ... ..	514-515
R.T. & I. Electronics Ltd. ...	568
SEM ... ..	566
Sonic Sound Audio ... ..	567
South Midlands Communications Ltd. 560-561	
Spacemark Ltd. ... ..	573
Stephens-James Ltd. ... ..	526-527
S.W.M. Publications <i>back cover, IBC</i>	
Thanet Electronics ... ..	520, 521, 522, 523,
T.M.P. Electronics ... ..	572
Uppington Tele/Radio (Bristol) Ltd. ... ..	576
Reg Ward & Co. Ltd. ... ..	575
Waters & Stanton Electronics 524, 525	
Geoff Watts ... ..	576
Western Electronics (UK) Ltd.	516-517
W. H. Westlake ... ..	576

# SHORT WAVE MAGAZINE

(GB3SWM)  
ISSN: 0037-4261

---

Vol. XXXVII                      DECEMBER, 1979                      No. 434

---

## CONTENTS

	Page
<b>Editorial — Economics</b> .....	531
<b>VHF Bands, by N. A. S. Fitch, G3FPK</b> .....	532
<b>Antennas — The Weak Link, Part X, by A. P. Ashton, G3XAP</b> ..	536
<b>The Rabbit Patch, Part I, by "Buck"</b> .....	544
<b>Clubs Roundup</b> .....	550
<b>"You Must Be One Of Those Reciprocals . . .", by Jack Hum, G5UM</b> . . . . .	553
<b>"Amateur Radio Operating Manual" — Book Review</b> .....	554
<b>Communication and DX News, by E. P. Essery, G3KFE</b> .....	555

**Editor: PAUL ESSERY, G3KFE/G3SWM**

**Advertising: Charles Forsyth**

*Published at 34 High Street, Welwyn, Herts. AL6 9EQ, on the last Friday of the  
month, dated the month following. Telephone: 04-3871 5206 & 5207*

**Annual Subscription:**                      *Home: £5.50, 12 issues, post paid  
Overseas: £5.50 (\$10.00 U.S.), post free surface mail*

**Editorial Address: Short Wave Magazine,  
34 High Street, Welwyn, Herts. AL6 9EQ, England.**

*Prices shown in advertising in this issue do not necessarily constitute a contract  
and may be subject to change.*

### AUTHORS' MSS

*Articles submitted for Editorial consideration must be typed double-spaced with  
wide margins on one side only of quarto or foolscap sheets. Photographs should  
be lightly identified in pencil on the back with details on a separate sheet. All  
drawings and diagrams should also be shown separately, and tables of values  
prepared in accordance with our normal setting convention — see any issue.  
Payment is made for all material used, and it is a condition of acceptance that full  
copyright passes to the Short Wave Magazine, Ltd., on publication.*

©Short Wave Magazine Ltd.

E. & O. E.                      VAT Reg. No. 239 4864 25                      529

**A New Star is born! . . .**  
**ANOTHER FIRST from**

**Catronics**


# 70cm SYNTHESISED TRANSCEIVER



**PHILIPS** NEW MODEL  
**FM 321**



**HAVE A HAPPY  
 CHRISTMAS on 70cm  
 with PHILIPS FM 321**



**THERE ARE NOW  
 74 X 70cm REPEATERS  
 Planned or Operational**

*Catronics are proud to announce the premiere of the world's first 70 cms 40 channel FM mobile transceiver in the U.K. Especially made to our own specification by Philips — Europe's largest manufacturer of Radiotelephone equipment — and available exclusively from CATRONICS!*

We want you to have the Best . . . just look at its Star Packed features:

- ★ Full 40 channel coverage RBO to SU39.
- ★ Direct LED display of channel number.
- ★ Electronic Channel change up or down from front panel.
- ★ Remote Control channel change on microphone.
- ★ 3 position squelch control for ease of operation.
- ★ 'Nominated Repeater Position' may be preprogrammed to your local Repeater channel for instant access.
- ★ 'Auto switch on' to channel 20.
- ★ Crystal controlled Toneburst operates in Repeater Mode.
- ★ Receiver sensitivity 0.3µV for 12dB SINAD.
- ★ Transmitter output power 5W minimum, gives typically 25W e.r.p. with Jaybeam U5 mobile antenna.
- ★ Supplied complete with mobile mounting bracket, microphone with P.T.T. and channel change, operating manual etc.

**THE PHILIPS FM321 — SIMPLY YEARS AHEAD — IN STOCK NOW!**

AT ONLY £247.50 incl. VAT

**FREE DELIVERY if ordered in 1979**  
**TRADE ENQUIRIES**  
**INVITED**

70cm mobile aerials available:  $\frac{5}{8}\lambda$  whip, £8.65;  
 3dB colinear, £10.55; Jaybeam U5, £17.25.

Pay by Cash, cheque, credit card, H.P., or trade-in etc.



**Catronics**

**CATRONICS LTD, DEPT 912, COMMUNICATIONS HOUSE**

20 WALLINGTON SQUARE, WALLINGTON, SURREY. Tel: 01.669.6700.

Shop days with us open Monday-Friday, 9.5-3.0, closed Saturdays, 12.45-1.45, Sundays & Hols.

*The*  
**SHORT-WAVE**  
*Magazine*

EDITORIAL

**Economics**

With effect from the January 1980 issue, cover price of *Short Wave Magazine* will be 45p, and the annual direct subscription rate will be £6.50 (2nd class post). The new subscription rate takes into account the forthcoming (January) increase in postal charges, but subscribers should note that, as always, we shall be subsidising the postal costs by not passing them on in full. Also as before, current subscribers will not, of course, pay the new rate until their sub. falls due for renewal. Single copies by first-class post will cost 60p.

As many readers will be aware, this is the first increase in cover price since October 1977 — and inflationary pressures affect *S.W.M.* as much as anyone else: indeed if our service to readers had been as it should have been over the past months, we would have felt justified in increasing the price some time ago. Perhaps delays have some benefit after all!

The long national Christmas holiday means that the January issue is not due to appear until January 4th.

This is the season of good cheer (in spite of many indications to the contrary), and so may we take this opportunity to wish all our Readers, Advertisers and Trade friends a very Happy Christmas and a Peaceful and Prosperous New Year.

*Ed Wilson*  
G3KFE.

# VHF BANDS

NORMAN FITCH, G3FPK

## Contest News

**Results:** As readers will recall, the rules for the 144 MHz contest on Sept. 1/2 were not published so there was considerable confusion among the participants. After all, the radial ring scoring system was adopted and, on this basis, the winners of the Multi-operator section were the GW8BHH/P team who notched up 8995 points. 2nd place went to G4BWG/P with 7902 pts. and G4BPO/P came in 3rd with 7636 pts. In the Single-operator part, Geoff Brown, GJ4ICD, was clear winner with 5951 pts. and Ian Offer, G4FDX, was 2nd with 5039 pts. G8NEY/P came 3rd with 4006 pts.

On Sept. 16, the RSGB Region 1 VHF Contest took place. In the Multi-operator section, the winners were the Liverpool and District RS who will receive the G3SSM Shield. Our regular contributor Arthur Breese, GD2HDZ, won the Single-operator part and will receive the G2CIP Shield. G8NQP was the leading scorer outside Region 1.

Some 60 stations took part in the 1979 10 GHz. Cumulative Contest and there were 22 entries. There was a tie for first place between G3IW/P, the Vectis Wireless Group — G3RSU and G3WXC — and the G3YGF/P station, with G8RHI as second op. G3ZME/P, the Telford and District ARS station, came 3rd. The leading overseas station was F6DLA/P. Thanks to the *GB2RS News Service* for the foregoing.

**Coming events:** Miracles apart, the 144 MHz Fixed Contest will be history by the time this appears. It is scheduled for 0800-1700 GMT on Dec. 2 and is a two-section Single-operator and Multi-operator affair. The next event will be the 70 MHz CW contest on Jan. 20.

## Beaconry

GB3LDN on 2304.05 MHz is now operational from locator AL41a. After a considerable absence, GB3IOW on 1296.90 MHz, is once again perking away from the Isle of Wight. Reception reports of microwave beacons may be sent to Charles Suckling, G3WDG (*QTHR*).

## The Satellite Scene

A small posse of AMSAT-UK officers attended the AMSAT Board of Directors and Annual General meetings in Washington, D.C., in early October. These were Dr. Arthur Gee, G2UK; Pat Gowen, G3IOR, and Martin Sweeting, G3YJO. In the B.o.D. election, the following were successful: Jan King, W3GEY; Perry Klein, W3PK; William Webster, Jr., WB2TNC, and John Browning, W6SP. Subsequently W3PK was elected President and W6SP, Chairman of the Board. At the B.o.D. meeting, G3IOR was presented with the first European satellite *DXCC* certificate. Pat now has 105 countries confirmed out of 114 worked. Effective January 1, AMSAT dues are going up to \$16 per annum.

AMSAT-UK members will be aware of the so-called agreement between the British group and AMSAT HQ in Washington and its later rejection by the Committee. Counter proposals have been made to AMSAT for streamlining worldwide satellite matters. AMSAT-UK President Pat Gowen, G3IOR, has resigned but remains a member of the AMSAT B.o.D. AMSAT-UK's quarterly journal, *Oscar News*, will continue under the editorship of the Secretary, Ron Broadbent, G3AAJ. It is understood that AMSAT's quarterly *Newsletter* is to be replaced by a commercially printed magazine called *Orbit* which will carry advertising.

The *Phase III* project is going well and the launch could be in May or July. The latest orbit information to hand is: *apogee* 34,385 kms., *perigee* 1,500 kms., *period* 628 mins. The satellite will be launched from an *ARIANE* vehicle from the European Space Agency's site at Kourou in French Guiana.

Initially, the satellite will be put in a "transfer" orbit for about two weeks. Then a small, solid fuel "kick motor" will be fired to achieve the desired orbit which will have an inclination of

about 57°. The uplink band will be centred on 435.215 MHz and the inverted downlink on 145.900 MHz. The general communications bandwidth is 124 kHz with a further 28 kHz at either end for special service channels and beacons. AMSAT suggests that one kilowatt *e.r.p.* will suffice at *apogee* and that the strength of the 2m. downlink signals will be some 7 dB weaker than *Oscar 7* in Mode "B".

According to a "Late News Flash" in *Oscar News*, No. 27, NASA has now approved the launch of our own UOSAT with the SME experiment in mid-1981. The orbit would be a circular one of 530 kms altitude with an inclination of 97.52° and sun synchronous.

*Oscar 7* is still working off its solar cells and its operating schedule is currently Mode "A" on odd *Julian* days and Mode "B" on even ones. (December 1 is *Julian* day 335.) The beacon on 435.1 MHz approximately was transmitting telemetry data at good strength in mid-October. Mode "A" reception is often rather poor due to the high MUF's as we reach the maximum of sunspot cycle No. 21. The reason is that, because 0-7 rotates well above the F<sub>2</sub> layer, the 10m. signals relayed by it are reflected upwards into space. Of course some of the signal penetrates the F<sub>2</sub> layer but obviously the received strength will be much less than it was a few years ago when the band was "dead".

Another problem is that, because the 10 m. band is frequently open, worldwide, the weak satellite signals are having to compete with all the harmonics, intruders and terrestrial amateur stuff. However, the other side of the coin is that, from time-to-time, Mode "A" signals can be received when the satellite is way below the horizon thus offering the opportunity of really long distance QSO's.

*Oscar 8* is working well although Mode "A" reception suffers as with 0-7. As for orbit predictions, in round figures, 0-8 crosses the Equator some 20 mins *earlier* and 5° further *East* than shown in the AMSAT-UK calendar issued earlier this year. It is quite likely that the present high solar flare activity will have a further effect on the orbit. The best way to keep in touch is to listen to the *GB2RS* Sunday news bulletins or the AMSAT net on

3780 kHz from 1015 on Sunday mornings.

The problem of predicting satellite behaviour is a very complicated one. The essential information comprises knowing the orbit inclination, the eccentricity and the anomalistic period which is the number of revolutions per day. Such information is obtained by radar and visual observation. Other factors affecting the orbit of low-orbit satellites in particular, include atmospheric and ionospheric drag, the oblateness of the Earth and the variations in the value of the gravitational constant.

NASA provides "Two line orbital elements" for all satellites and examples were published in *Oscar News* No. 27. For 0-8, these indicate a decrease in the period of about half a second between Jan. 18 and Aug. 10. Quite small but, if the Jan. 10 period had been used to generate predictions, by Aug. 10 they would have been about 24 minutes out. Thus it would seem that, when dealing with satellites at altitudes of less than 600 miles, anyone seeking to publish predictions on an annual basis is wasting his time. To illustrate this point, Greg Roberts, ZS1BI, who is a professional astronomer, using all the NASA data, reckons he is within 2 mins when predicting just 2-3 months ahead.

### Six Metres

The 50 MHz band really came to life on Oct. 20. Between 1227 and 1500, the trans-Atlantic path is reckoned to have been at its best since 1957. On the previous day, when the *solar flux* was 242 units, VE1AVX was heard. On the 20th, Brian Bower, G3COJ (Bucks.) operating on 10m., worked 25 6m. stations on the American eastern seaboard, including a couple of VE's.

Angus McKenzie, G3OSS (London), enjoyed the opening on Nov. 4 and completed 20 cross-band QSO's. Signals peaked some 15 mins after the start of the event and VE1ASJ was reckoned to be S9-plus 30 dB! G4BPY (Staffs.) is reported to have heard both South African and Costa Rican 6 m. beacons since Oct. 21. It appears that most VE provinces and most W call areas have been worked from Europe. Reception of a beacon on 50.39 MHz from French Guiana, FY7, has been mentioned.

James Whittle, G3EKP (Lancs.), reports a successful cross-band QSO

THREE BAND ANNUAL VHF TABLE  
January to December 1979

Station	FOUR METRES		TWO METRES		70 CENTIMETRES		TOTAL Points
	Countries	Countries	Countries	Countries	Countries	Countries	
GD2HDZ	49	5	68	14	45	6	187
G2AXI	51	6	60	15	44	7	183
G3SPJ	36	5	58	12	36	6	153
G3F1J	49	5	56	12	20	4	146
G3CO	41	4	47	10	22	4	128
G8LHT	—	—	70	19	28	7	124
G8OPR	—	—	69	14	33	6	122
G4ERX	45	5	30	8	26	6	120
G3KPU	—	—	61	12	38	6	117
G3BW	—	—	52	18	39	6	115
G4AEZ	23	3	48	14	22	4	114
G3PBV	14	3	54	12	22	5	110
G8KGF	—	—	57	15	33	3	108
G18EWM	—	—	69	8	25	6	108
G4BYP	32	4	40	9	14	2	101
G4ERG	—	—	67	29	—	—	96
G8GML	—	—	63	17	5	7	92
G3FPK	—	—	73	19	—	—	92
G8KAX	—	—	47	9	28	7	91
G8LEF	—	—	46	7	30	8	91
GM4COK	3	2	58	22	1	1	87
G8JFT	—	—	47	28	8	3	86
G4IGO	—	—	63	22	—	—	85
GM4CXP	12	3	42	15	4	3	79
G4DEZ	—	—	57	20	—	—	77
G8ITS	—	—	40	6	25	4	75
G8JJR	—	—	53	13	—	—	66
G4FBK	—	—	49	16	—	—	65
G4GHA	—	—	44	18	—	—	62
G4HAO	—	—	48	6	—	—	54
G8PRG	—	—	44	9	—	—	53
G4FKI	27	4	6	1	7	2	47
G8JGK	—	—	37	10	—	—	47
G4GXT	—	—	38	7	—	—	45

on Oct. 28 at 1500 with VE1BXC/P who was S9. James heard several others including a VP9 and mentions hearing trans-Atlantic stations calling EI2W the previous week. For those readers wishing to get in on the cross-band act, the 10 m. QRG is 28.885 MHz with the suggestion that people spread out a little as the QRM gets rough.

"At last! U.S.A. television on channel A2 video, 55.25 MHz today;

very strong from 1400-1500 . . ." is how Mike Allmark (Leeds) starts his letter dated Nov. 7. He also heard some TV sound on 59.75 MHz. Using a TV set with a 3 MHz bandwidth and AM sound, Mike heard VE1AVX, N5AF, W5RVR, KV4CI, W5HY, WA5HMK, WB4VKY, K5EFW, W5EUB and WB6OKK. He also mentions the enormous signal from VE1AVX and several others. The F<sub>2</sub> TV reception has been excellent from

mid-October with regular copy from Russian ch. R1 video on 49.75 MHz and possibly from China, too. The Russian stuff comes in from sunrise to 1400; the U.S.A., Central American and Caribbean stations from 1200 to sunset. At 0835 on Nov. 5, Mike saw sync. pulses on Ch. A0 video — 46.25 MHz — from Australian TV, and reports a few openings on Ch. E2 — 48.25 MHz — which he suggests may be from Malaysia.

Writing from Brussels on Nov. 3, Jean-Louis Delport reports reception on Oct. 30 VE1AVX, K3SXA/MM, W2UPH, VE1BXC, VE1QZ and WB3XUR on CW and SSB between 1354 and 1502. The following day WA0EXN was copied on CW at 1339. On Nov. 2, the list includes KV4FZ, KP4EOR, HC1JX, XE1FE and a repeater ??1CTG on 50.075 MHz, F3. The gear chez-Delfont comprises a 50 MHz Rx with 20 dB. preamp. The aerial is a simple vertical.

John Baker, GW3MHW (Dyfed), is another who has caught the 6 m. bug. He has been altering an old, valve-type 4 m. converter and, after some initial breakthrough problems, now has a nice, 0.1 microvolt sensitivity set up. John has had crossband QSO's with VE1AXV, WB2CUS, W2UTH, K1BXC and K1ICM. His "m.o." is to find a clear QRG around 28,880 kHz, tune on 6m. between 50.080 and 50.150 MHz and announce on 10 m. a QRG in the 6 m. band on which he will listen for calls. In a later note, John says that the W's prefer to use 50.125 MHz up for crossband work, leaving lower QRG's for those working in-band.

### Four Metres

James Whittle, G3EKP, writes that he is QRV on 4m. on Sunday mornings around 70.2 MHz using SSB from a converted 6m. SSB transverter. So point your beams to Lancashire. During the Fixed Contest on Oct. 21, Brian Oughton, G4AEZ (Enfield), added 12 more counties, best DX being GD2HDZ. From Hainault (Essex), David Thorpe, G4FK1, has been mostly on 4m. lately thus notching up a respectable score for the table. The Telford lads' earlier foray into Wales enabled him to work all the six counties activated. Alan Scott, G4BYP (Cheshire), added four more English counties in the recent contest: G3XBY (Warks.); G4ERG

(Essex); G3PUO (Lancs.) and G2BDQ (Tyne and Wear).

From the Isle of Man, Arthur Breese, GD2HDZ, added Wilts. and Essex during the Contest, thanks to G8IL and G3MXH respectively. On the trans-Atlantic theme again, GW3MHW reminds us that there are stations in the U.S.A. and Canada equipped for 4 m. reception. W3XO, WB8NWX and VE1ASJ are mentioned. A suggested 10 m. talk-back QRG is 28,890 to 28,895 kHz, should the MUF rise to such dizzy heights via the F<sub>2</sub> layer. John continues to fly the 4 m. flag from Dyfed and wonders if a "Four metre evening" can be arranged? How about every Friday from, say, 2000, chaps?

GW3MHW has some observations on 4 m. aerials. He reports disappointing results with a 3-ele. half-wave *Quad* which he fed at a high impedance point via a tuned circuit. John now proposes to try two stacked 6-ele. *Yagis*. Concerning *baluns*, he has measured a 1 dB. gain on reception by using a quarter-wave coaxial *balun* on a 6-ele. *Yagi*. A 6-ele. *Yagi* produced a 3 dB. gain over a 3-ele. one. These tests are done using the 9th harmonic of a 7,800 kHz, two milliwatt oscillator into a Band I TV aerial a quarter of a mile away. Relative gains are checked with a *Marconi* dB. meter on the end of the Rx with the AVC off.

### Two Metres

Welcome to José M<sub>a</sub> Gené, EA3LL, from Reus (Tarragona) in Spain. He is QRV on SSB meteor scatter from AB56b and, during the recent *Orionids* shower — Oct. 20/21 — had four skeds. only one of which, that with OK1KRA (HK), was completed. He heard nothing on the 20th from G3POI, nor from OZZGZ or DF1OH on th 21st. Although the weather was very bad at the time, with fog and rain, José reports, "... terrific tropo. conditions to Italy..." but complains about the lack of activity. However, his tally included 6 F's in AE, AD, CD and BD squares; 5 ISO's in EA and EZ; 2 FC's in EB and 19 I's in EE, FC, FD, GB, GC and HB squares all at distances of 750-1,000 kms. Band 2 FM was, "... completely full of Italian stations..." and on the 20th, a YU, possibly, was heard near 90 MHz. EA3LL will be on SSB during the *Geminids* on Dec. 14.

Things have been very quiet at John Hunter's station, G3IMV, in Bucks. However, MS skeds with YU1EU on Nov. 6, and YU7NWN on the 11th were completed. One with UP2BCK on the 4th was not quite completed as John did not get the "UP" part of the call. He has many MS skeds. lined up for the *Geminids* and notes the gratifying number of "U" stations now on the mode. John had a go in the European CW contest on Nov. 3/4 and worked 28 stations in DL, F, ON and PA on the Saturday, but did not bother with the RSGB event on the Sunday. Conditions were flat but he did work F79WARC!

G4BYP complains, "The emergence of my antenna system into the open air has coincided with a spell of particularly flat conditions, so I don't know if any advantage has been gained". Pete Etheridge, G4ERG (Hull), has notched up his 29th country for 1979 thanks to an MS sked. with DK6AS/EA6 (CA). He is still looking for EI to make it 30 for the year. Jon Dougherty, G4FUT (Tyne and Wear), was in on the "Scottish type" Ar on Oct. 6, during which he worked LA3JA (ET29j); SM7GWU (HS75c); and PA0AOU (DN63g), between 1520 and 1615. The only beacon heard was SK4MPI at Sla at 1600 but John mentions that these Scottish-type affairs can be extensive over to the East.

Jon Stow, G8LFJ (Essex), has been preoccupied with his tower project, planning application for which now appears to have been granted. A couple of new squares have been added recently: F6APE (ZH) and F6GEV (ZG). Jon now has his 80 watts amplifier going again and used it to work the ZG chap. He was dismayed to find he had all but missed a spectacular opening. George Gullis, G8MFF (Wilts.), was on for the Oct. 19 lift and worked a couple of French portables in CH square.

"Reading your column, I am truly amazed by the amount of DX being worked by other people. I am becoming quite convinced that the Manx fairies have erected some sort of impenetrable iron curtain round the island!" Thus bemoans GD2HDZ. Well, Arthur, why not join the MS gang like your good friend and rival, G3BW?

When he was in London recently, your scribe had a long QSO with Barry Titmarsh, GM8SAU. In a few weeks,



he should be a GM4 after taking the Morse test at the local Coastguard station. Every Saturday, from 1400-2000 local time, whatever the weather, Barry is out portable from WR square running 200 watts to either two 10-ele. or two 8-ele. Yagis. He also has four 8-over-8 slot fed beams. He carefully monitors 144.240 and 144.260 MHz listening for meteor pings to assess possible activity before calling "CQ". On a few occasions, the band has been wide open but nobody has been listening.

Barry is building an amplifier

QTH LOCATOR SQUARES TABLE

Station	23 cm.	70 cm.	2 m.	Total
G3JXN	34	70	93	197
G3COJ	24	66	85	175
G8LEF	22	62	101	185
G8HVV	12	73	130	215
GD2HDZ	12	37	74	123
G8GML	11	74	122	207
G3SPJ	10	36	71	117
G8IFT	7	18	68	93
G30HC	4	33	104	141
G8LHT	3	37	94	134
G3BW	3	25	108	136
G4AEZ	3	29	61	93
G2AX1	2	53	93	148
G41JW	1	30	108	139
G4ERX	1	32	69	102
GJ3RAX	1	24	67	92
G3POI	—	—	278	278
I4EAT	—	25	238	263
G3IMV	—	—	198	198
DK3UZ	—	—	195	195
GJ4ICD	—	48	145	193
9H1CD	—	13	178	191
G3CHN	—	—	181	181
G3SEK	—	—	179	179
9H1BT	—	11	163	174
G4CMV	—	30	140	170
GM4CXP	—	25	134	159
G3FPK	—	—	157	157
GJ8KNV	—	34	115	149
G4BWG	—	29	118	147
GM4COK	—	12	135	147
EA3LL	—	15	124	139
G4ERG	—	—	138	138

G8ATK	—	38	93	131
G3VYF	—	—	131	131
G4HYD	—	40	83	123
G4IGO	—	—	112	112
G4AWU	—	1	105	106
G3KPU	—	21	84	105
G81XG	—	—	103	103
G8KGF	—	16	85	101
G4FBK	—	5	94	99
GM8NCM	—	12	84	96
G8LGL	—	12	84	96
G41JE	—	—	95	95
G3F1J	—	27	66	93
G8KPL	—	7	84	91
G8KAX	—	29	61	90
G4GEE	—	28	60	88
G6UW	—	—	88	88
G18EWM	—	22	63	85
G8JAG	—	7	78	85
G8OPR	—	15	68	83
G8JJR	—	—	80	80
G8KSP	—	2	76	78
G8LFJ	—	—	78	78
G8MFJ	—	11	65	76
G81TS	—	16	56	72
G4GET	—	—	71	71
G8KUC	—	7	60	67
G4DEZ	—	—	67	67
G4GHA	—	—	63	63
G3PBV	—	12	48	60
G4GSA	—	1	50	51
G8JGK	—	—	45	45
G4GXT	—	—	43	43
G8PRG	—	—	30	30

Starting Date January 1, 1975. No satellite or repeater QSO's. "Band of the Month" 23m.

similar to the *Tempo* 6N2, but using a pair of 4CX250B's in push-pull in a "Plumber's delight" design. He has promised to send along some photos of the earlier St. Kilda operation and advises that he has beacons for 2 m. and 70 cm. ready to operate from the island (VR18g) as soon as calls and QRG's can be allocated.

Now that he has retired, J. R. Dimmick (I.O.W.), has returned to his old hobby, and to the *Short Wave Magazine*. He has just bought an ARAC 102 2 m. Rx and is getting good results. He is puzzled by

references to "S" channels. Well, the U.K. 2 m. Band Plan lists 145.250 MHz as S10, with others at 25 kHz intervals up to S23, which is 145.575 MHz. Repeater channels are labelled R0 to R7 corresponding to input frequencies of 145.000 MHz at 25 kHz intervals, to 145.175 MHz. The output frequencies on which users' signals are relayed, or repeated, are 600 kHz higher; i.e. from 145.600 to 145.775 MHz.

## Seventy Centimetres

G3PBV, Dave Sellars (Devon), is quite pleased with what he worked in the contest weekend of Oct. 6/7 in poor conditions. He netted eight counties and five squares but complains that too few people seem to beam down his way. With his 10 watts, he worked 18 stations and heard another 20 or so, including ON6CB and PA0MAR. Dave took part in the first leg of the *Cumulatives* on Oct. 28 and the conditions were poor but perked up towards the end. Best DX was G8PUB/P in Surrey. An S9, meteor-like burst was copied from G3OUL in Liverpool and G3DY (Peterborough) and G3JXN (London) were consistent but weak.

G4AEZ added five 1979 counties in the contest: G8PMH/P (Lincs.); G4CCC/P (Wilts.); G3PIA (Berks.); G3LCH/P (Staffs.) and G8EDG/P (W. Midlands).

Congratulations to GD2HDZ who has managed to work at least one Continental station this year on the band: F1ELL/P, during the contest. GM8SAU plans to have 400 watts on the band 'ere long to a couple of 88-ele. *Multibeams* from WR44. He has a pair of *Eimac* SK-620 UHF bases for the amplifier and is bound to be a very sound after station.

## Sign Off

Well, that wraps it up for 1979. Thanks to all those many readers at home and overseas who have contributed to the feature. Please send all your news and claims for January by December 5 and then have a Happy Christmas. The absolute deadline for the February issue is Jan. 2 so please make sure you get your final annual table score in. Everything to: "VHF Bands," SHORT WAVE MAGAZINE, 34 High Street, WELWYN, Herts., AL6 9EQ. 73 de G3FPK.

## ANTENNAS — THE WEAK LINK PART X

### SOME COMMON ANTENNA TYPES

A. P. ASHTON, G3XAP

THIS section of the series is not intended to be an exhaustive list of all antenna types — rather it is a resumé of the more common types, together with theoretical lengths, methods of feeding and tuning, and general hints on construction and erection. It is stressed that general antenna books contain details of many more variations on the theme — if the devices covered here do not “fit your bill”, further reading is strongly recommended.

#### The Half Wave Dipole

As the name implies, this device is a half-wave antenna, split at its centre and fed at that point. It should be recognised that it is not possible to measure out the exact length of wire required to resonate on the required frequency, attach the feeder and erect the device — and then guarantee that it will actually be resonant. There are many reasons why this is so, and these include the influence of its height above ground, the ratio of the length to the diameter of the wire used, the proximity of other metallic structures, the type of end insulators used and the method of attaching them to the antenna, the actual material used for the construction of the antenna, proximity of the feeder, whether the antenna is in one plane or whether it is bent in any way or departs from the true horizontal line, etc.

However, it is still necessary to have an idea of the likely length required, and for this reason, Table 1 is included — the figures quoted taking into account the influencing factors mentioned above for the average site. For anyone who is content to be reasonably close, these figures may be taken as the actual length of the antenna between the two end insulators; however, those like the author will construct an antenna somewhat longer than the figures quoted, measure its resonant frequency (see a previous article on Measurements) and adjust the length accordingly. By noting the change in frequency after reducing the length by a measured amount, it is possible to resonate the antenna with only one further length adjustment.

The lengths given in Table 1 are derived from the formula  $L \text{ (feet)} = 468 \div f \text{ (MHz)}$ ; e.g. for 3.60 MHz,  $L = 468 \div 3.60 = 130.0$  feet. Also from the Table we get a good guide as to the change in length required to move the resonant frequency by a given amount — to move the resonant frequency by 100 kHz requires an adjustment of approximately 13 feet on 160 metres, 3.5 feet on 80 metres, one foot on 40 metres, 3 inches on 20 metres, and 1½ inches on 15 metres. On 10 metres a change in length of 3 inches will bring about a change in resonant frequency of about 500 kHz! Note that the adjustment lengths refer to the overall length of the antenna: a change of 100 kHz on 160 metres would require removal of approximately 6½ feet from each half of the antenna.

TABLE 1

f (MHz)	L (feet)
1.80	260.0
1.85	253.0
1.90	246.3
1.95	240.0
2.00	234.0
3.50	133.7
3.55	131.8
3.60	130.0
3.65	128.2
3.70	126.5
3.75	124.8
3.80	123.2
7.00	66.9
7.05	66.4
7.10	65.9
14.00	33.43
14.10	33.19
14.20	33.00
14.30	32.73
21.00	22.29
21.10	22.18
21.20	22.08
21.30	21.97
21.40	21.87
28.00	16.71
28.40	16.48
28.80	16.25
29.20	16.03
29.60	15.81

Table 1. Length of half-wave dipole antenna, derived from the formula:  $L(\text{feet}) = 468 \div f \text{ (MHz)}$ .

If it is intended to erect the dipole in the inverted-V configuration, the required antenna length will be somewhat different to the figures quoted in Table 1, the reasons being (a) the antenna is no longer in one plane, this causing interaction between the two halves of the antenna, (b) the ends are brought down closer to the ground, thus altering the ground effect, and (c) there will be a supporting structure near the feed-point, and the proximity of this will “detune” the antenna. A suitable length for inverted-V dipoles can be found from the formula  $L \text{ (feet)} = 464 \div f \text{ (MHz)}$ ; e.g. 3.60 MHz,  $L = 464 \div 3.60 = 128.9$  feet.

Many people have wondered why the inverted-V dipole is so popular. Basically, there are three main reasons why this configuration is often used: (a) only one high support point is required compared with two for the horizontal version, (b) the overall length required to erect the device is somewhat shorter with an inverted-V, and it is further shortened by being in a “V” configuration, and (c) the angle of radiation appears to be lower, especially when the antenna is mounted at low heights.

Regarding the overall space required, Fig. 1 shows that for 3.60 MHz a horizontal dipole requires a span of 130 feet, whereas with an inverted-V with its apex at 40 feet and its ends 10 feet above ground, the span required is only 114 feet — a significant saving, especially in suburban locations.

#### Multi-Band Dipoles

For multi-band operation, the multi-band dipole offers a good compromise, and there are two basic approaches — the “trapped” dipole and the “parallel fed” dipole.

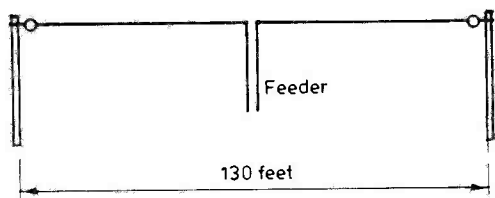


Fig. 1a

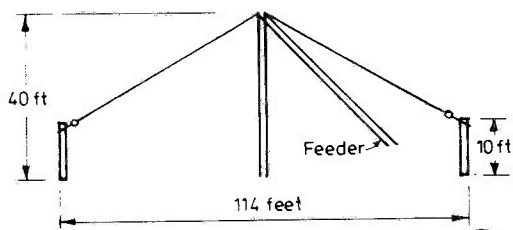


Fig. 1b

Fig. 1. (a) A horizontal dipole for 3.6 MHz; (b) An inverted-vee dipole for 3.6 MHz — note the space-saving over the horizontal dipole, with the need for only one high support point.

**Trapped Dipoles:** Fig. 2a shows the basic configuration of a trapped dipole, the design for this device being credited to W3DZZ. The dimensions of the antenna are such that lengths 'A' resonate at 7.05 MHz, so that when operating on or near this frequency the antenna operates as a pure half-wave dipole. The traps are also resonant on this frequency so they offer a very high impedance and virtually become insulators. (Due to the presence of the traps, however, lengths 'A' are not exactly the same as with a single-band 7.05 MHz dipole.) When the antenna is operated on 3.5 MHz, the traps offer a low impedance and hence lengths 'A' and 'B', plus the inductance in the trap coils, become effective. By adjusting length 'B' we can make the antenna resonant on 3.5 MHz without affecting the 7 MHz resonance. Note that the overall length of the antenna is shorter than for a single band 3.5 MHz dipole.

Fig. 2b shows the principle of 3.5 MHz operation, and as the traps are low impedance at this frequency they can be represented by the notation of inductance only. On 10, 15 and 20 metres the antenna operates as a harmonic dipole — the effect of the traps being to make it  $3/2\lambda$  on 20 metres,  $5/2\lambda$  on 15 metres and  $7/2\lambda$  on 10 metres, the antenna offering a low impedance at the feed-point on each of these bands. In practice, however, this is a real compromise and trapped dipoles are rarely exactly resonant on these three bands. It should also be realised that if the traps are to be home made, the ratio of inductance to capacitance used to resonate them on 7.05 MHz will affect the resonant frequencies in the 10, 15 and 20 metre bands. However, if 75-ohm twin-feeder is used, and a good antenna matching unit is used between the end of the feeder and the transmitter, efficient operation can be achieved and the antenna will be found to be effective on all five bands, 80-10 metres.

Traps are relatively easy to construct using high voltage disc ceramic capacitors and the coils should present

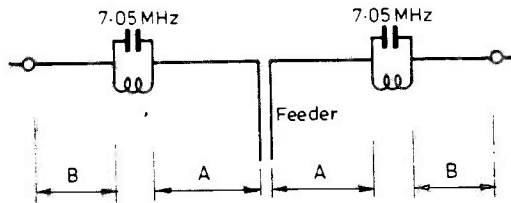


Fig. 2a



Fig. 2b

Fig. 2. (a) The W3DZZ trapped dipole; A = 32 feet, B = 22 feet, capacitor = 60 pF, inductance = 8.5  $\mu$ H (approximately 15 turns of 16 s.w.g. copper wire, 1 1/2 inch diameter, spaced one wire-diameter apart). (b) The trapped dipole operating on 3.5 MHz; as the traps are not resonant (at the frequency of operation) they can be considered as contributing inductance only, and the antenna behaves as an inductively loaded 3.5 MHz dipole.

absolutely no problems. The coils can be wound on 1 1/2 inch diameter PVC tubing and the completed device is conveniently housed in a length of 2 inch diameter PVC tubing, with discs cut from plastic being cemented on the end to waterproof the trap. Fig. 3 shows the construction used at G3XAP in which 47pF disc ceramic capacitors were used; however, the use of these instead of 60pF as specified by W3DZZ does tend to make the antenna somewhat less efficient on the HF bands as the resonant frequencies are not quite as close to 14, 21 and 28 MHz. It is

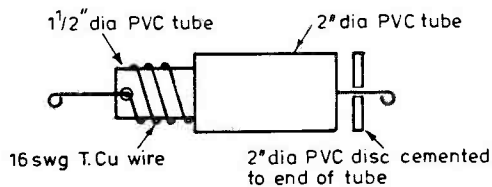


Fig. 3a

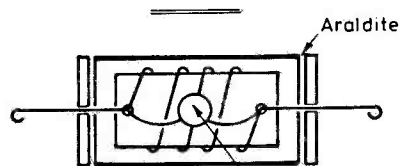


Fig. 3b

Fig. 3. (a) Construction of traps for trapped dipole: note that one end of the trap is shown 'cut away' for clarity — the capacitor is located inside the 1.5 inch diameter tubing and soldered between the ends of the coil; (b) Showing location of capacitor and tubing: note that the capacitor is soldered to the ends of the coil and its leads pass through the small holes in the 1.5 inch diameter tubing; thus the tubing takes the strain when the antenna is erected — not the capacitor.

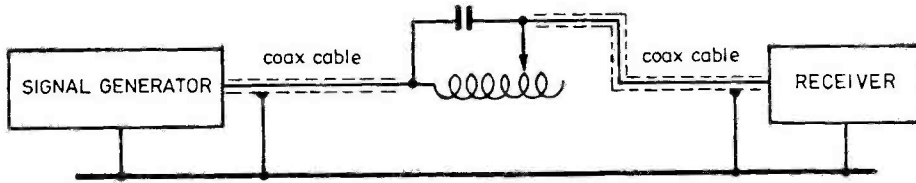


Fig. 4

Fig. 4. Tuning the trap: the signal generator and receiver are tuned to 7.05 MHz and the capacitor tapped along the coil until a deep null is obtained on the receiver S-meter.

D  
479

most important that traps should be resonated on 7.05 MHz and this may be easily done using the arrangement shown in Fig. 4 — the capacitor being “tapped” along the coil until a null in the received signal is indicated on the receiver ‘S’ meter (a very deep null *can* be found). The point at which the capacitor is “tapped” is noted, and the coil cut accordingly; during final assembly the procedure should be repeated as some slight adjustment will almost certainly be required just prior to cementing up the trap. For anyone not having access to a signal generator, a “net” signal from a transmitter may be used, or a stable signal “off the air” may be used — this latter technique has been used at G3XAP with surprisingly good results.

If possible the length of twin feeder used should be around 75-80 feet, or feeder resonances can cause problems with loading the transmitter, although in most cases a good antenna matching unit will overcome any such problems.

**Parallel Fed Dipoles:** These consist of dipoles cut for each band required and simply fed with the same feeder. Some authors have suggested that they should be ‘fanned out’, but at G3XAP they have been used with the wires (insulated) taped together and no ill effects noted. The construction is shown in Fig. 5 and it will be seen that insulators are used on the lowest frequency (longest) antenna only, the shorter antennas being supported by taping them to the longer antennas. Again, the lengths quoted in Table 1 will not be accurate for antennas of this type; at G3XAP it has been found that slightly longer lengths are required. Each antenna will require resonating, starting with the highest frequency and working through to the lowest.

In practice the dipoles appear to function as effectively as single-band antennas, and on all bands they offer a very good match to 75-ohm twin feeder. It should be noted that as there is a half-wave dipole on each band, the radiation pattern will be the classic ‘figure-of-eight’ on each band; with the harmonic action of a trapped dipole on 20, 15 and 10 metres the patterns will be different. This will not necessarily be a disadvantage with the trapped dipole, but could in some cases give a null in a favoured direction: with a simple half-wave dipole we know exactly where the nulls should be! Again, an antenna matching unit should be used at the transmitter end of the feeder, as with any multi-band antenna, harmonics will radiate efficiently if they are allowed to reach the antenna — a matching unit will attenuate all *spuri* and hence improve the situation. Finally, whilst considering multi-band dipoles, it is common practice to use a 7 MHz dipole on 21 MHz, the assumption being that it is then operating on its third harmonic. As was stated in an earlier article, a 7 MHz antenna used on its third harmonic will resonate at a

frequency somewhat higher than 21 MHz and the antenna is, therefore not resonant inside this amateur band. Although this practice does work to some extent, the antenna will not be as efficient as one cut specifically for 21 MHz and, owing to the reactance that will be present, problems may be found with transmitter loading with some feeder lengths.

### Construction and Erection of Dipoles

Most dipoles for the frequencies 1.8 to 30 MHz are made from wire — their lengths tending to dictate this, although some amateurs do construct them with aluminium tubing for the three higher bands and rotate them in order to put the best possible signal into the required area. However, we will confine this discussion to wire antennas.

The first question to be answered is “is expensive, heavy gauge, bare copper wire necessary for wire antennas?”. The short answer is that insulated wire is suitable, but the complete answer is not quite that simple. The advantage of hard-drawn copper wire is that it does not stretch unduly under tension, so after tuning the antenna, it may be left erected in the knowledge that it will stay resonant. However, with a fairly heavy gauge PVC insulated wire, stretching is not too much of a problem and the author is inclined to feel that too much emphasis has been put on this point. The insulated wire can be tensioned prior to tuning the antenna, and after erection, the wire tension does not have to be too great — after all, we only tension it in order to try to arrive at a ‘straight wire’, and even that is not too important a parameter! Wire antennas constructed of fairly light gauge insulated wire have been used for periods of years at G3XAP with no appreciable “detuning” due to stretching.

A dipole centre-piece of good quality should be used, and the two wires and feeder should be attached to it in such a

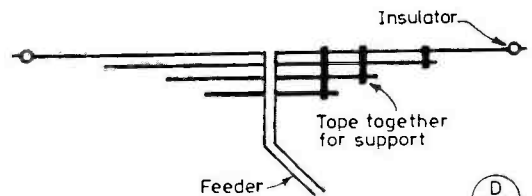


Fig. 5

Fig. 5. Parallel-fed half-wave dipoles. The separate antennas are supported by taping them together at the ends of the wires; more stability is obtained if the wires are also taped at several additional points along their length.

D  
420

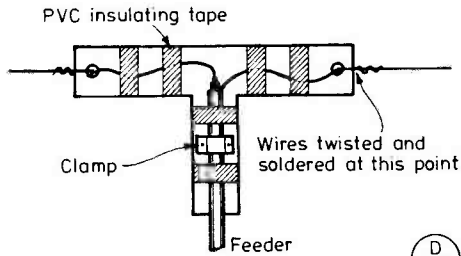


Fig. 6

**Fig. 6.** A typical dipole centre-piece. The clamp may be fitted for extra strength, and is simply a small strip of aluminium sheet bent over the feeder and secured with nuts and bolts (ensure there are no sharp edges to cut into the feeder).

way that the feeder does not receive too much stress owing to the antenna's tension, i.e. the two halves of the dipole should be firmly anchored to the centre-piece. A suitable centre-piece is shown in Fig. 6. After twisting the ends of the wires plus the feeder wires together, they should be soldered and, preferably, taped with good quality PVC insulating tape; the feeder can also be taped to the centre-piece as shown in Fig. 6. The centre-pieces used at G3XAP are 'home-brewed', being cut from sheet plastic and drilled as appropriate. The device must be strong however, as the full tension of the dipole is attempting to pull it in two!

The insulators used at the ends of the dipole must also be strong for the same reason, although if insulated wire is used for the antenna, the insulation properties of the device are not too important. Insulators are readily available, and little need be said about them here. Erection of a dipole is straightforward, but probably the best approach is to use a pulley and halyard arrangement in order that the antenna may be raised and lowered with ease. Also remember that if an inverted-V dipole is erected with a metal mast as its centre support point, there is a danger of the bare wire of the antenna (if used) touching the mast and hence detuning the device; this is easily overcome with suitable application of insulating tape, preferably applied to both antenna and mast. It should also be remembered that with any method of construction and erection, there is no point in trying to apply too much tension to the wire — a little sag does no harm to the operation of the antenna, but over-tensioning can lead to serious stretching and a short mechanical life.

The feeder should, as far as possible, be run away from the antenna at right angles to it — i.e. with a horizontal dipole it will ideally drop vertically beneath the antenna for a distance before being led to the transmitter/receiver. Ideally the feeder should run at right angles from the antenna for at least a quarter-wave, but in practice this is not always possible, especially on the lower frequencies. It is good practice, however, to have as long a run in this direction as possible prior to bending the feeder towards the shack.

### Vertical Dipoles

It is also possible to erect a half-wave dipole in the vertical plane, the advantages being omni-directional radiation plus a lower angle of radiation than with a horizontal dipole mounted at the same kind of height. The angle of radiation from a 21 MHz vertical dipole mounted

just clear of the ground (highest point, therefore, approximately 22 feet) will be lower than that from a horizontal 21 MHz dipole mounted 22 feet above ground.

The author does not understand why vertical dipoles for 20, 15 and 10 metres are not popular as the angle of radiation achieved in practice is very low indeed, making these devices very good for DX working, but believes that it is possibly due to the fact that it is difficult to erect them clear of other conducting structures. However, they can be suspended from the branches of trees or taped to wooden posts or, better still, they can be constructed of aluminium tubing, mounted on an insulated ground post and guyed with very light nylon line. The two halves of the dipole can be isolated from each other by a short length of PVC tubing. Such a dipole, constructed for 21 MHz at G3XAP performed extremely well and was only dismantled when a full-sized quad was erected!

If twin-feeder is used for a vertical dipole antenna, it should be brought out horizontally, see Fig. 7a, but if the antenna is constructed of tubing of sufficiently large

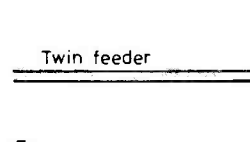


Fig. 7a

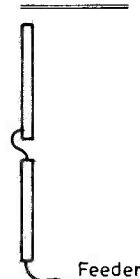


Fig. 7b

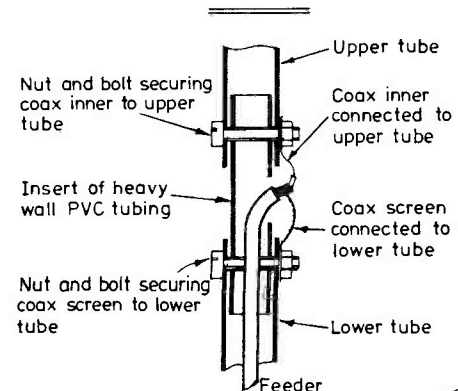


Fig. 7c

**Fig. 7.** (a) Vertical dipole fed with twin feeder; (b) 'Coaxial dipole': feeder is run up inside lower half of dipole to perform balun action; (c) Close-up of centre-section of coaxial dipole.

internal diameter, a coaxial feeder can be run up the inside of the lower tube, this tube then acting as a balun — Fig. 7b. (This antenna is often called a “coaxial dipole”.) Fig. 7c shows the construction of the antenna and the attachment of the feeder in more detail.

### The G5RV Multi-Band Dipole

Devised by Louis Varney, G5RV, this antenna is an 80-10 metre device which offers a reasonably good match into 75-ohm feeder on all bands. This is achieved by use of a length of high impedance open wire feeder which acts as an impedance matching section. The antenna is shown in Fig. 8 and it will be noted that the overall span required is 102 feet if the antenna is mounted horizontally, and somewhat less if used in the inverted-V configuration. As an absolutely perfect match is not obtained on every band, a matching unit should be used at the transmitter end of the 75-ohm section of feeder. (In any case, as explained earlier, such a matching unit is imperative with multi-band antennas for reduction of harmonic radiation.) The G5RV antenna has found great favour among UK amateurs over the years and does perform well on all bands.

### The Quarter-Wave Vertical

This antenna is commonly known by the name “ground plane”, but in fact this is a misnomer as the term ground plane refers to the “artificial” ground provided for some verticals which consists of a number of quarter-wave radials — any base-fed vertical antenna can be mounted over such a ground plane. The actual length of a resonant quarter-wave vertical antenna depends on such factors as the material from which it is made, the method used for supporting it, the earth system used, etc. So, like the dipole, the actual length should be determined by measurement if a “no compromise” device is required, but Table 2 gives the theoretical lengths required for the average antenna. The figures are derived from the formula  $L \text{ (feet)} = 234 \div f \text{ (MHz)}$ ; e.g. for 14.25 MHz,  $L = 234 \div 14.25 = 16.41$  feet. No figures have been quoted for 160 and 80 metres as the lengths required put such antennas beyond the resources of most of our ranks!

TABLE 2

f (MHz)	L (feet)
7.00	33.4
7.05	33.2
7.10	33.0
14.00	16.71
14.10	16.60
14.20	16.48
14.30	16.36
21.00	11.14
21.10	11.09
21.20	11.04
21.30	11.00
21.40	10.93
28.00	8.36
28.40	8.24
28.80	8.13
29.20	8.01
29.60	7.91

Table 2. Length of quarter-wave vertical antenna, derived from the formula:  $L(\text{feet}) = 234 \div f \text{ (MHz)}$ .

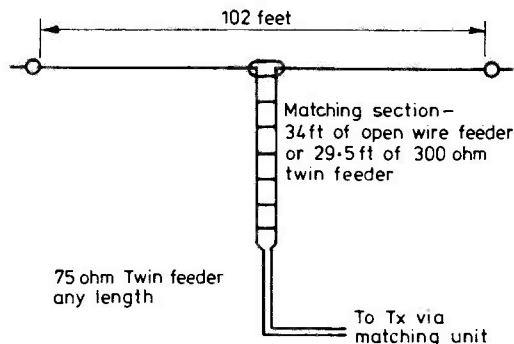


Fig. 8 G5RV 80-10metre Multi-band dipole aerial.

D  
423

For the quarter-wave vertical to be both efficient (in terms of electrical efficiency) and effective (in terms of radiation at low angles), it *must* be erected above an efficient earth system. The purpose of the earth is twofold: for electrical efficiency we must provide a “return circuit” for the current flowing in the antenna itself, and, secondly we must provide a reflective mat for reflection of energy which has been radiated downwards from the antenna. *Failure to provide these two requirements results in poor efficiency and high radiation angles.* Good electrical efficiency can be obtained by the use of a few quarter-wave radials, resonant at the frequency of operation, and this aspect is, therefore, simply dealt with. A good reflective earth is not so simple to provide and much of the criticism that has been directed towards vertical antennas has been due to ignorance of the actual requirements regarding ground systems and the true importance of ground reflection effects. The hard truth of the matter is that even moist soil absorbs more energy than it reflects, whilst the three or four radials generally employed with quarter-wave verticals mounted at some distance above the earth also reflect very little energy, and largely serve only to ensure good electrical efficiency! These comments should not be construed as a condemnation of vertical antennas (in fact the author uses them regularly) but rather as an indication of the fact that vertical antennas are capable of performing far better than most of us permit them to.

The author favours ground mounting of vertical quarter-wave antennas as opposed to elevated mounting, as tests carried out at G3XAP on 28 MHz verticals have shown conclusively that ground mounted antennas give better results with DX working. (Both antennas used four resonant radials.) The conclusion drawn here is that even the poor reflective properties of average soil are preferable to those of four radials alone. The obvious exceptions to the rule favouring ground mounting are when such practice would lead to severe screening of the antenna by its surroundings and when an antenna can be mounted at an extremely high point, and hence can be fairly free from ground effects.

A quarter-wave vertical is easily mounted on a ground post which can also double as a pivot when raising the antenna into position — this becomes important when 40 metre verticals are envisaged! Fig. 9 shows a suitable

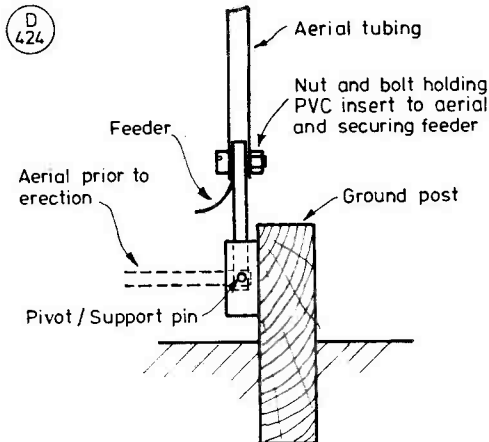


Fig. 9a Method of mounting a base-fed vertical aerial (Side view).

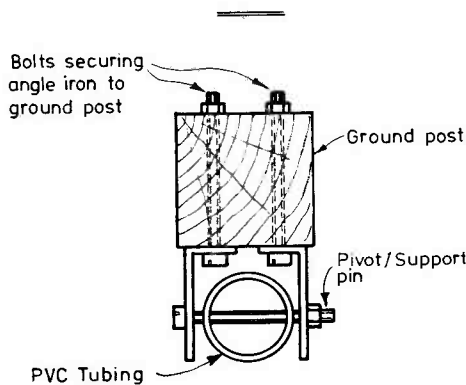


Fig. 9b Method of mounting a base-fed vertical aerial (Top view).

arrangement and is the method used at G3XAP. A short section of PVC tubing is fastened to the bottom of the antenna tubing and a steel bolt holds this to angle iron which is firmly bolted to the ground post. The use of thin nylon guy ropes is recommended, but if a self-supporting structure is required, the ground post must be extended and the antenna fastened to it at a somewhat elevated point (in addition to the fastening at the pivot point); this can be done in the same manner as with the pivot pin, but note that the antenna must be insulated from the ground post — a piece of PVC tubing could be inserted through the antenna tubing to prevent the securing bolt from making contact with the antenna itself. It is suggested that a minimum of four quarter-wave radials should be installed, with as many more as possible — preferably much longer than a quarter-wave in length — to enhance ground reflection effects, as this will lead to lower radiation angles.

The quarter-wave radials should be made from insulated wire with their ends taped over with insulating tape, and buried one or two inches below the surface of the ground. (They can be left on top, but this can prove to be hazardous as well as inconvenient.) Any radials additional to the

TABLE 3

f (MHz)	L (feet)
7.00	34.3
7.05	34.0
7.10	33.8
14.00	17.1
14.10	17.0
14.20	16.9
14.30	16.8
21.00	11.43
21.10	11.37
21.20	11.32
21.30	11.27
21.40	11.22
28.00	8.57
28.40	8.45
28.80	8.33
29.20	8.22
29.60	8.11

Table 3. Length of ground-mounted radials (see text), derived from the formula:  $L(\text{feet}) = 240 \div f(\text{MHz})$ .

resonant ones can be of bare wire if desired as detuning by contact with the ground obviously does not apply to them. Table 3 gives suitable lengths for insulated radials either laid on the ground or buried just beneath it — the lengths are not correct, however, for radials used with elevated antennas. Again, the perfectionist will "tune" the radials — they can either be 'grid dipped' through a single turn loop connecting opposite radials together, or through a loop connected between a single radial and a ground spike driven into the ground directly at the base of the vertical. The ends of the radials obviously should not be buried until the tuning is complete.

Matching the feed-point impedance to a coaxial feeder is straightforward, although at 7 MHz the loss involved by direct connection to 50-ohm feeder is very small. Typical feed impedances of quarter-wave verticals are around the 25 to 35 ohms mark, so connection of 50 ohm feeder will lead to SWRs of between 1.4:1 and 2:1. Use of a quarter-wave of 50-ohm feeder will give "inverted" impedances of around 70 to 100 ohms and subsequent connection of 75-ohm coaxial feeder to this 'transformer' will give SWRs of between 1:1 and 1.35:1, and although this technique was discussed in the article on "Impedance Matching", the details are reproduced in Fig. 10. The simplest method of matching is to extend the length of the antenna until the antenna's feed impedance reaches 50 ohms — the reactance

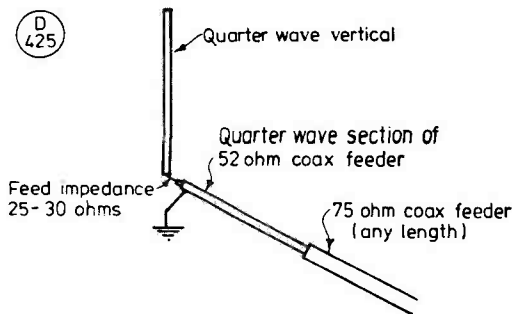


Fig. 10 Impedance matching by means of a "coaxial transformer"

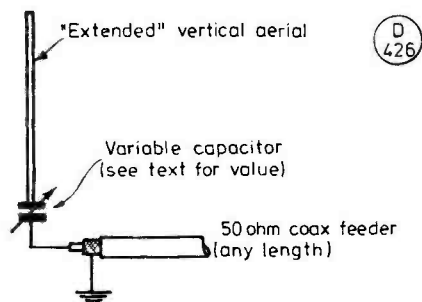


Fig. 11 The "extended" quarter wave vertical aerial

introduced being cancelled out by insertion of a variable capacitor, see Fig. 11. After resonating the device, the actual value of capacitance can be measured and the variable capacitor replaced with a high voltage fixed capacitor.

The length of antenna required for the "extended" vertical can be determined by multiplying the length given in Table 2 by 1.133; e.g. for 14.2 MHz the length will be  $16.48 \times 1.133 = 18.67$  feet. The approximate value of capacitance required to resonate the antenna will vary from one device to another, but typical values are: 7 MHz, 200 pF; 14 MHz, 100 pF; 21 MHz, 75 pF and 50 pF for 28 MHz. The comments made regarding earth systems apply equally to this "extended" quarter-wave vertical.

### Five-Eighth Wave Verticals

As the length of a vertical antenna is increased, so its angle of radiation decreases — until a length of 5/8 wavelengths is reached, beyond which length lobes of energy at very high angles begin to appear. *For a given site, and with a given ground system, the angle of radiation from a 5/8-wave vertical antenna will be lower than from any other simple base-fed vertical device.* Because the antenna is not resonant, this antenna will be reactive and the simplest method of tuning it is to insert a coil at its base in order to bring its electrical length up to 3/4-wavelength, when its base feed impedance will be close to 50 ohms and there will be no reactance — Fig. 12. Actual lengths of 5/8-wave verticals are given in Table 4, but as the antenna will be resonated by the loading coil, these lengths are not critical — hence lengths for the upper and lower limits of the band only are given. Also, as these devices are physically large, details are quoted only for the 10, 15 and 20 metre bands.

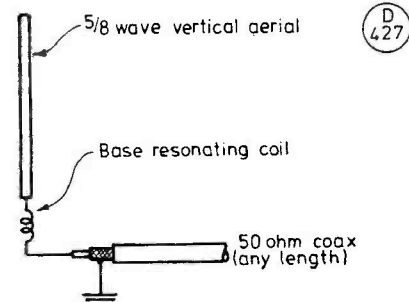


Fig. 12 Feeding a 5/8 wave vertical aerial

Actual requirements for the resonating coils vary considerably from one antenna to another, but the following figures should meet most requirements. All coils should be about 1½ to 2 inches in diameter, either air-spaced or wound on PVC tubing, turns being spaced one wire diameter; 16 swg tinned copper wire is suitable and a tap should be made every turn to enable tappings to be adjusted to fine limits — a tap every half turn is better, especially on 28 MHz. For 14 MHz up to 40 turns may be required, and on 21 MHz 30 turns; whilst 20 turns should suffice for just about any 28 MHz device. Again, all comments made regarding earth systems apply to the 5/8-wave vertical.

TABLE 4

f (MHz)	L (feet)
14.00	41.8
14.35	40.8
21.00	27.9
21.45	27.3
28.00	20.9
29.70	19.7

Table 4. Length of 5/8-wave vertical antenna, derived from the formula:  $L(\text{feet}) = 585 \div f(\text{MHz})$ .

### Inverted-L Antennas

In the above discussion on verticals we have several times mentioned the restriction of height, and this factor makes verticals for the lower frequencies too large for most of us to contemplate.

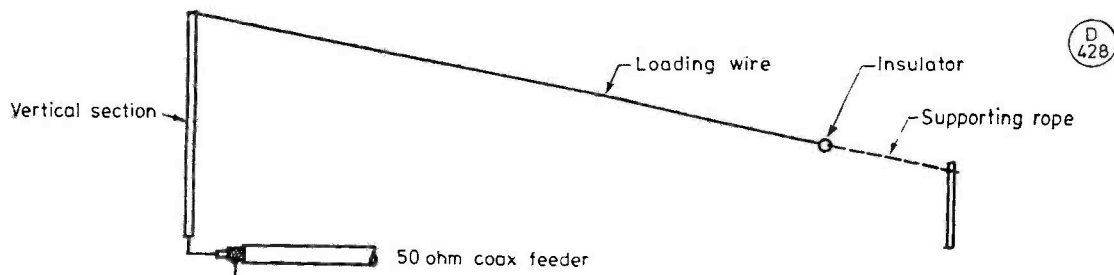


Fig. 13 THE INVERTED L AERIAL FOR THE LF BANDS

The length of the loading wire is adjusted to give resonance at the required frequency





## THE RABBIT PATCH, PART I

LOW COST DECADE RESISTANCE BOX

BY "BUCK"

*THIS series describes how, from a position of virtually no knowledge, the author approached the problem of building himself a Communications Receiver of the very latest design. We feel that there are many with the same ambition who start from a similar position, and it is primarily to them that this series is aimed. The satisfaction to be found not only by saving a large sum of money, but by the sheer acquisition of knowledge and expertise is enormous. — Ed.*

### "Overture and Beginners, please"

"How much?", I asked, when he'd finished praising the smug-looking black box on the bench between us. He looked me straight in the face with engaging candour. "I like you", he said, "and I'd like to see you off to a good start to your DX-ing, so let's say £300, shall we?" "Let's say it by all means", I replied, "but don't let's do anything else. Good afternoon to you". Walking away, I wondered whether his asking price for the shortwave receiver would have been higher, or lower, if he hadn't liked me.

Later that evening I came to the conclusion that I would either have to give up the idea of amateur radio altogether, or build my own communications receiver. Seemed a pretty tall order at that, because I didn't know hay from a bull's foot, as the saying goes. I took my problems to a friendly enthusiast who was delighted to help. The first session lasted nearly five hours during which I understood about one word in four (and they were mainly of the 'but' or 'of course' variety). I took my headache and my problems back home and nursed them.

A long time later I'd worked out that to stand any chance of success in pulling myself up by my own bootstraps there were seven guidelines that would have to be closely followed:—

1. *Reading:* I would read everything on the subject I could lay my hands on. No matter whether I understood it or not — I'd read it. After a while little drops of information would join up with others and make bigger drops, like rain on a window-pane — but not so quickly! In this respect helpful librarians at the local library would be able to arrange long-term lendings on technical books for study purposes, as well as obtaining special books on request. But *buying* books would be limited to those whose value to the venture had become established. Catalogues of electronic and radio equipment would be sources of technical information, descriptions, values, performance figures, tables of gauges, metric equivalents, and so on, *ad nauseam*.

2. *Concentration of Effort:* The field of activity open to enthusiasts is a wide one: too wide for any chance of 'any advance on a broad front'. By restricting the initial attention to certain well-defined areas heartening progress

would be made fairly quickly, and temptations to wander down attractive-looking side paths more readily resisted. My choice eventually settled on dry-cell powered receiving equipment, together with associated Test Equipment. The test equipment to be of sufficient variety and standards of accuracy to allow the receiving equipment to be constructed, maintained and improved by subsequent experiment and modification. What happened afterwards though, would be anybody's guess.

3. *Confidence Building:* We are told that one picture is worth a thousand words, and one action is worth a hundred pictures. Although the reading programme would be essential, only successful construction would breed confidence. Building the test equipment would be action enough; the efficiency of the finished items would depend upon improving performance at all levels — my own included.

4. *Progression:* Obviously work would have to be from things known to things unknown; and from things simple to things complex. This automatically established that the test equipment, or quite a bit of it, would need to be built before the main receiver project. Not that this would be a bad thing: practice in planning and assembling circuits would be obtained, as well as a necessary increase in theoretical knowledge.

5. *Cost:* No difficulty in establishing the objective under this heading — the lower the cost the better. However, low-cost shouldn't mean 'no-cost'; nor should it mean a cheap, shoddy, botch-up. Cost could be reduced by avoiding fancy frills, and concentrating on functional efficiency, by an intelligent approach to the choice of materials, and by developing a spirit of observant ingenuity and experimentation in material selection and in construction. Especially important would be the need to keep construction methods within the range of existing skills; skills that would obviously grow with practice.

6. *Operating Experience:* Experience in operating would be an essential factor in establishing the proper level of informed criticism in matters such as equipment performance, facility of control and effectiveness of design of any receiver. This is a "Catch 22" position: operating experience is necessary before an adequate receiver can be built upon which to acquire operating experience. One solution to this problem would be to take a standard broadcast receiver (BC Rx) and to modify it by the addition of appropriate circuits constructed in a self-contained (modular) form until the performance came close to the ultimate requirement. The construction of the final receiver could then be undertaken with greater confidence, and the modified BC Rx kept as a stand-by unit.

7. *Patience:* Probably the most difficult of guidelines to follow, but of undoubted importance. Old saws such as "the longest way round is the shortest way home" are of little weight when there is a burning desire to listen on the bands. Temptations to "skip this step, and let's get on with it" would need to be counter-balanced by the realisation that there are no short-cuts to experience. The best that can be achieved is a reduction of time-wasting diversions during the acquisition of expertise. To that end, each step in the programme would be planned to lead directly towards the home-construction of a high performance Communications Receiver of the latest design (and planned to bring about the realisation of that goal as speedily as consistent with a chance of success).

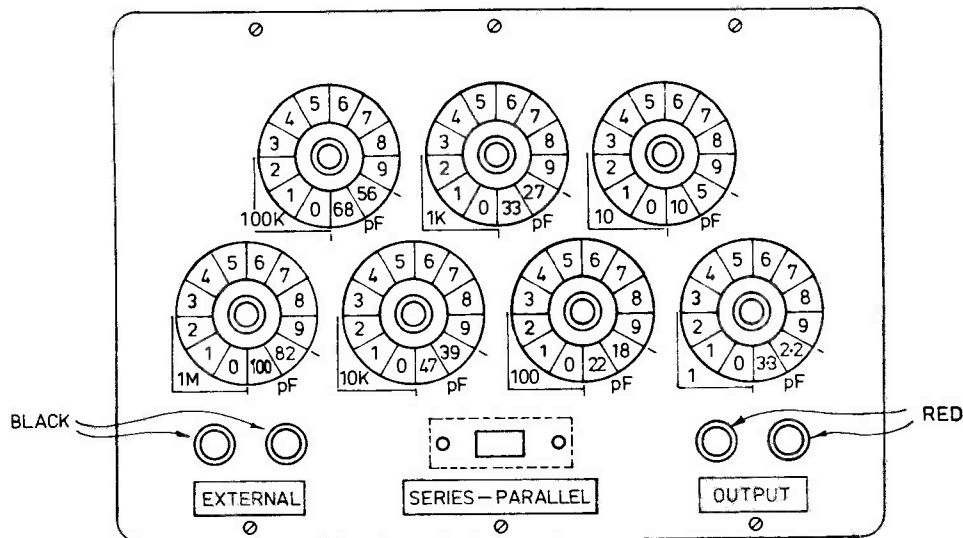


Fig. 1 Front panel detail (knobs omitted for sake of clarity).

*Now the overture has played itself out, the cast is waiting in the wings, the curtain is up and the show begins.*

### Description

“The measure of a man’s Resistance  
is a measure of his ability”

*Anon*

The Decade Resistance Box comes first in the series because of the useful part it plays in building up further items of equipment. Consisting of 7 rotary switches, 63  $\frac{1}{2}$ -watt resistors, a slide switch and four terminal posts, the box allows any value of resistance to be selected between 1 ohm and 9,999,999 ohms, in 1-ohm steps. The selected resistance appears between one pair of terminals. The slide switch allows for another circuit or component connected between the second pair of terminal posts to be placed in series or in parallel with the first output. For example, with the box selection set to 10,000 ohms, and a separate resistor also of 10,000 ohms connected between the external terminals, the output terminals will provide 20,000 ohms ( $R_t = R_1 + R_2$ ), with the switch in the ‘Series’ position; but only 5,000 ohms ( $R_t = R_1 \times R_2 / R_1 + R_2$ ), with the switch set to ‘Parallel’. For normal use, *i.e.* when only the output from the box itself is required, the switch is left in the ‘Parallel’ position; switching to ‘Series’ with nothing connected across the external terminals acts as a convenient ‘On/Off’ switch if required.

Because of the need for accuracy when using the box for calibration, or in designing other pieces of equipment, resistors having a tolerance of plus or minus 2% were chosen for all values except 1 ohm (here the tolerance is plus or minus 5%). Thus, if value 10 ohms is selected, the output will be between 9.8 and 10.2 ohms; whereas with value 9 ohms selected, the output will lie between 8.55 and 9.45 ohms. In any event, the standard of accuracy is more than adequate to meet the needs of any experimental work to be undertaken during the venture.

The resistor network for each value takes up ten of the twelve positions on a standard single pole rotary switch. The two vacant positions (nos: 11 and 12) were used in the prototype to provide low value capacitor values as an extra facility. The fourteen capacitors chosen were in the range from 2.2 to 100 micro-microfarads (picofarads). (The latter value of 100 picofarads (pF) is the starting point of the range chosen for the Capacity Substitution Box to be described later.) With low value capacitors the effects of wiring and switching within the box itself significantly alter the value appearing at the output terminal. For this reason, once all the components have been soldered into position and the rest of the work completed, each capacitor should be measured at the output terminals by means of the RC(L) Bridge (also to be described later), and the actual value inscribed on the legend around the appropriate switch. Although this facility has been included in the layout of the front panel shown in Fig. 1, its inclusion is a matter of personal choice.

### Materials

The materials required fall into three categories: Essential, Optional and Free Choice. The items in the Essential and the Optional sections need no comment. The items in the Free Choice section require enlarging upon. When it comes to putting cases around equipment there are certain requirements to be met, amongst which are: durability, rigidity, protection against unwanted oscillations (screening) where necessary, appearance, ease of working the materials concerned, availability, cost. The present day emphasis on pre-formed plastic, pressed steel, etc., really benefits the suppliers more than it benefits the users. There is nothing wrong with the use of  $\frac{1}{8}$ " (3 mm) hardboard, or its equivalent, and  $\frac{1}{2}$ " or  $\frac{3}{8}$ " (6 or 9 mm) timber for cases up to about 14"  $\times$  9"  $\times$  6" (356  $\times$  229  $\times$  152 mm), depending upon the amount to be cut-out of the front panel for dials, switches, etc., and the amount of circuitry

D  
404

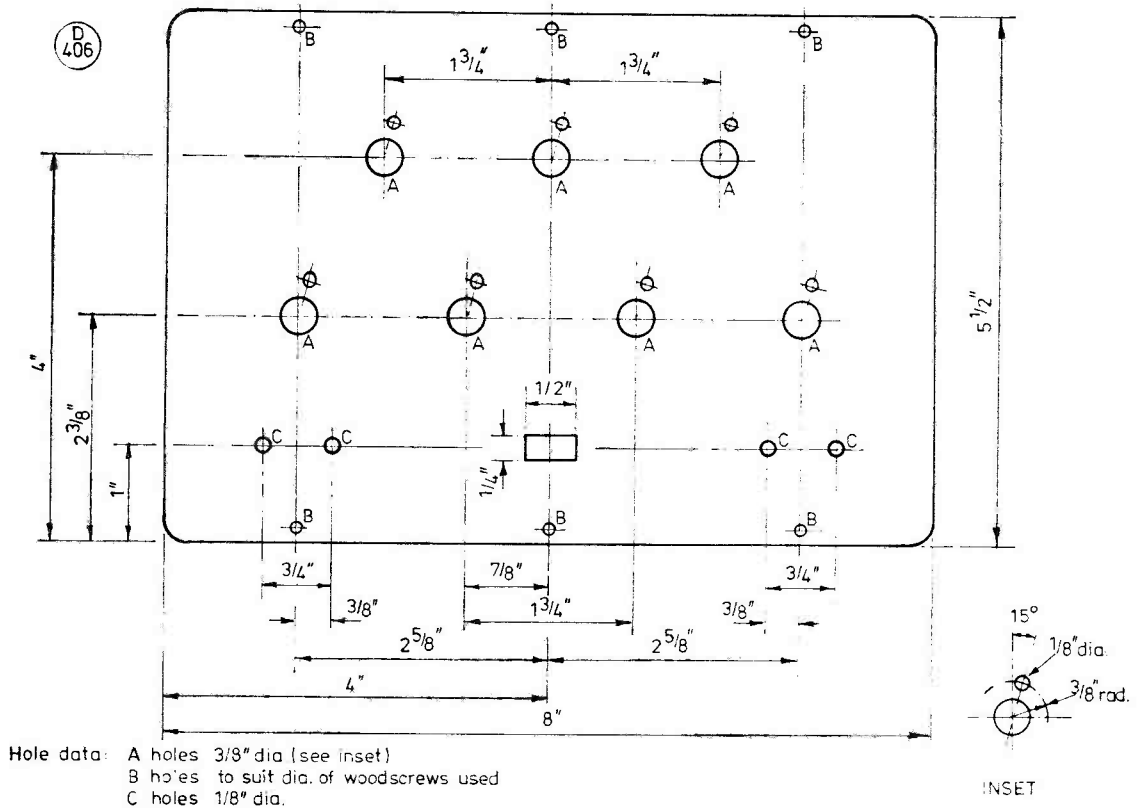


Fig. 2. Front panel dimensions.

to be accommodated inside. Certainly the present unit will come out well if these materials are used. Anything else of a similar nature could be used if available; fibre-glass or laminate off-cuts for example, providing the thickness is suitable. But, if this type of material is used for the sides as well as the panels, some sort of re-inforcement will be needed in the corners. In any case, there is no need to buy either hardboard or timber; there is plenty of both available for the taking in supermarkets or similar suppliers. If you are stuck for a backing-piece, the type of cardboard used for the larger calendars will do nicely, given a coat of dark stain and two coats of varnish back and front. There really are a great number of practical, good-looking, easily-worked alternatives to the brushed aluminium front and the pressed steel body; and many of these alternatives are available from the discarded detritus of an over-indulgent society.

For the wiring, insulated single wire is better than stranded because it is easier to manipulate. There is no need to use flexible wiring anyway, because there will be no movement between components once they are connected (if there is, then you have problems!). Look around you before dashing off to buy a coil of wire; it is only 2 or 3 feet at the most that will be needed, and there must be something that would do, somewhere. The nuts and bolts shouldn't be too difficult to dredge up, either.

## Cost

Working on March, 1979 prices the whole thing shouldn't cost more than £8 to £9; or £7 if the capacitors are left out this time round — they can always be added later. A point worth mentioning is the 20% discount, or so, that some firms offer on components bought in ten's. Buying ten 2% resistors of a value, and having a useful spare for, say, 40p is preferable to buying 9 resistors of the same value for, say, 45p. The total cost for the unit compares well with one commercial kit on offer at £45 which, although using 1-watt resistors of ½% tolerance, only goes up to 999,999 ohms and has no switching facility. Coming down-market, there is a kit on offer for £16, but this only provides 36 fixed resistors between 15 ohms and 10 megohms having a 10% tolerance and, again, no switching facility.

## Construction

This part of the job doesn't take up much time. The long pieces of timber are pinned and glued to the short pieces forming a hollow rectangle measuring 8" × 5½" (202 × 139 mm), overall. The back is pinned on (glued as well if it makes you feel happier), with, in the case of hardboard, either the plain or the dimpled side outwards. Now drill the six screw-holes in the top and bottom edges of the front

panel-to-be, as shown in Fig. 2. Screw the blank front panel into position, plain side out for preference because of the labelling to be done later on. You now have an enclosed box which will be quite sturdy enough to withstand a determined assault on the hardboard edges and external corners with a *Surform* or block plane, or sandpaper, or whatever, as you smooth down the exterior to a flush fitting. Round-off the corner edges, working from a long side towards a short side in each case until it looks right; when it looks right, it is right.

Remove the front panel; paint or stain the remainder of the box and put aside to dry. Mark out and drill the front panel to the dimensions shown in Fig. 2 for switch and terminal positions.

The small locating-pin holes shown in the 1 o'clock position to each rotary switch need a little explanation. The twelve switching positions are spaced out at 30° intervals around the circumference of the body of the switch. When the spindle is rotated fully anti-clockwise it will come to rest at the end of its travel with the flat down one side facing a locating pin: in this position the No. 1 tag is selected. Rotated fully clockwise the flat will face the 12 o'clock position with the locating pin at 1 o'clock: in this position the No. 12 tag is selected. Now the tags on the back of the switch may be numbered, or they may not; if they aren't, they will have to be marked by a method to be discussed later. In some cases — but not all — the locating pin comes between tags Nos. 1 and 12. The knobs to be used are secured by a grub-screw located in the tail of the pointer. With the switch set to the No. 1 position the knob will be fastened to the spindle in such a way that it will point 180° away from the locating pin. When set at zero the knobs should all be arranged to point in the same direction for the sake of convenience, efficiency and appearance. For similar reasons the choice of the 7 o'clock position for switch zero seems inevitable. Therefore the locating-pin position needs to be at 15° from the vertical — which is the centre of the first 30° section in the top right-hand quadrant. Since there are seven positions to mark out, it pays to make a template (grease-proof paper from the kitchen does well here): the vertical and horizontal lines on the template are overlaid on the panel front with the centre of the template coincident with the marked centre of the switch. The locating-pin position is pricked out and then pencilled in before drilling.

Cutting the rectangular hole for the slide switch might prove to be awkward. If you have a  $\frac{1}{4}$ " and a  $\frac{1}{2}$ " firmer chisel, then four swipes with a mallet and you're home and dry. Otherwise it means drilling out two  $\frac{1}{4}$ " holes side by side and squaring-off with a file, or using a fretsaw or *Abrafife*.

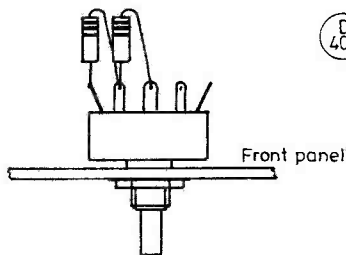


Fig. 3. Side view of switch with two resistors in position.

### Table of Values

#### Resistance Box

R1-R9 = 1 ohm (S1)	C1 = 2.2 pF	S1
R10-R18 = 10 ohm (S2)	C2 = 3.3 pF	
R19-R27 = 100 ohm (S3)	C3 = 5 pF	S2
R28-R36 = 1K (S4)	C4 = 10 pF	
R37-R45 = 10K (S5)	C5 = 18 pF	S3
R46-R54 = 100K (S6)	C6 = 22 pF	
R55-R63 = 1M (S7)	C7 = 27 pF	S4
	C8 = 33 pF	
S1-S7 = s/pole, 12-way rotary	C9 = 39 pF	S5
S8 = d/pole, double-throw slide	C10 = 47 pF	
	C11 = 56 pF	S6
Two 4mm. Red terminal posts	C12 = 68 pF	
Two 4mm. Black terminal posts	C13 = 82 pF	S7
	C14 = 100 pF	

All resistors  $\frac{1}{2}$ -watt metal oxide  $\pm 2\%$ .

All capacitors close-tolerance silver mica:  $\pm 1\%$  for 50 pF and above,  $\pm 5\%$  for values below 50 pF.

The fixing holes for the slide switch are best positioned by using the switch itself as a template for the first hole, and as a drilling jig for the second. But, *do* make sure that the knob is free to reach the end of its travel in both directions before finally fixing it in position. If hardboard, or some similar insulating material, is used for the front panel there will be no need to use the feed-through facility provided by the body-construction of the terminal post, which entails a  $\frac{1}{8}$ in. dia. hole. It will be sufficient to drill  $\frac{1}{8}$ " holes and to secure the terminals by means of their threaded sections. After the front panel has been drilled and painted or stained, turn it over and mark on the reverse side the identity of each hole as shown in Fig. 4. This is to be a guide when wiring-up, because you will then be working back-to-front, and unpicking work to correct mistakes can be a heartbreaking chore.

Before beginning the assembly some sort of Continuity Tester will have to be made. For this, a torch battery, a suitable bulb and holder, and some wire, should be joined in such fashion as will allow the bulb to light up when two ends of wire are brought together: a crude, but effective, device for checking work as it progresses (make sure the connections are firm enough to make good contact). Use *Sellotape*, or something similar, to hold the bits together. Mount it roughly on a piece of scrap hardboard or plywood (or even cardboard if you feel like it). But *don't* poke about inside transistor radios with it; if you do, you might find the semi-conductors have come out on strike. Later on we shall have made something a bit more sophisticated, but until then this lash-up will serve.

Turning to the components, first sort out the resistors by their colour code and put them in separate containers, to avoid any chance of error. If you are including the capacitors in the job, sort these out next and put them, in pairs, with their appropriate heap of resistors. The lowest valued pair going with the 1 ohm resistors, and so on. Testing the components for value and continuity is a bit beyond our means — at the moment. If bought new, though, it is a pretty safe assumption that all will be well — but not 100% certain.

Test the terminals for continuity through the post. You think nothing can go wrong with a shaft of threaded metal passing through a plastic body? You'd be surprised! In these mass-production times, all things are possible. Test

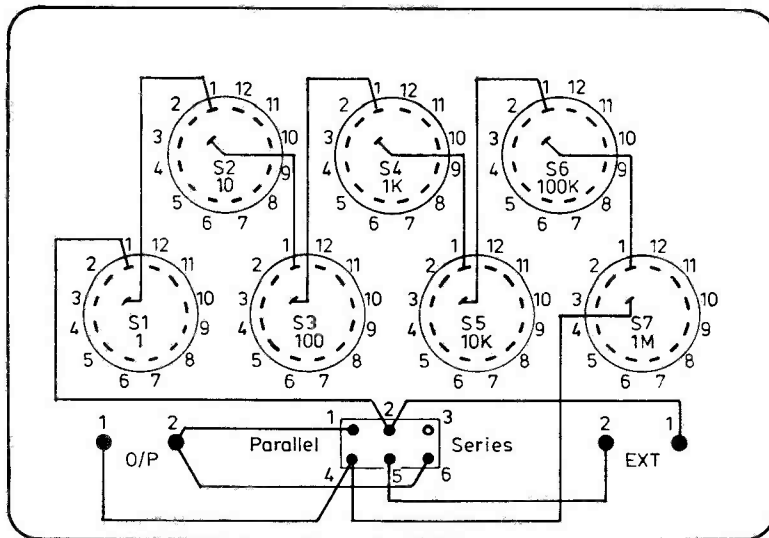


Fig. 4. Wiring on reverse side of front panel.

D  
408

the slide switch by connecting one lead of the Tester to a central tag and touching the other lead to the remaining 5 tags in turn. The bulb should light up at one position only; and pushing the switch knob over should change the light-up position to the other end of that line of tags. Repeat the process for the other side of the switch.

Deal with the rotary switches one by one. First remove the securing nut and washer; underneath there will be a metal collar sunk into a recess round the spindle. Prise this collar out and put it into the junk-box. Its purpose is to limit the switch positions from 2 to 11 according to the slot into which the lug is put. Leaving the collar in would mean that something less than twelve positions could be selected. Now connect one lead of the Tester to the centre tag and rotate the spindle fully anti-clockwise. Check the position of the flat on the spindle in relation to the locating-pin. Check whether the tags are numbered. If they are, touch the floating lead of the Tester to tag No. 1; the bulb should light up. Turn the spindle one click at a time and move the floating lead round the other tags in turn. The bulb should light when the lead is touched to the selected tag — but nowhere else. If the tags are not numbered, then with the spindle fully anti-clockwise, move the floating lead round the tags until the bulb lights up; this will be the No. 1 tag. Put a blob of paint at the base of the tag. If desired, mark the number of each successive tag on the side of the switch by any reasonably permanent means. When the continuity test is completed, take the tags between thumb and forefinger and — gently — manipulate them until they are all leaning slightly outwards. The bases of the tags are set in from the edge of the switch casing by about one sixteenth of an inch; if the tops of the tags are bent until they are in line with the outside edge of the casing, the splay will be about right. Lastly, shorten the spindle by cutting with a hacksaw blade, leaving  $\frac{1}{2}$ " (12 mm) projecting. Complete the whole process for each switch.

The seven rotary switches, the slide switch and the four terminal posts can now be mounted securely on the panel.

When fixing the terminal posts pass the threaded portion through the hole in the panel, put the flat metal washer on the back of the panel, followed by the securing nut. Then put on the 4 BA solder terminal (if used), and secure with the second (locking) nut. If solder tags are not being used, a second flat metal washer should be put between the securing nut and the locking nut. The wire should be wound clockwise round the post between the securing nut and second washer so that tightening the locking nut will tend to bind the wire more tightly round the post. With all components mounted, the next step is to wire-up and solder.

If soldering is new to you, take your time, and get a bit of practice in beforehand. The soldering iron, if you have to get one, should be rated between 15 and 25 watts — but no higher. The bit size should be three-thirty seconds or one eighth of an inch (2.5 or 3 mm) — but not bigger. Fancy doo-dahs, exchangeable bits and other so-called 'necessities' can be ignored. With an eye to future working with semi-conductors, you might consider a 12-volt DC

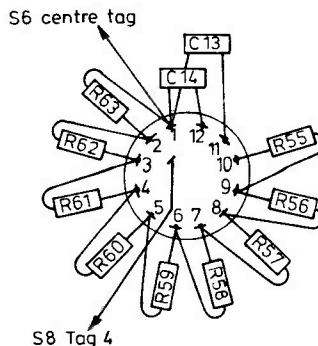


Fig. 5. Wiring for switch 7 (components shown at right angles to casing for clarity).

D  
409

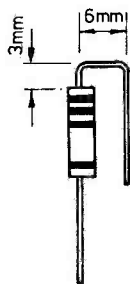


Fig. 6. Resistor lead forming

iron working off a car battery that can be trickle-charged to top-up. The system works well. For practice, an old-established 'teething-ring' for would-be solderers calls for 13 or 14 copper or brass panel pins,  $\frac{1}{2}$ " or  $\frac{3}{4}$ " (12 or 18 mm) long, some lengths of wire of different gauges, and an odd scrap of timber not less than 2" (50 mm) square. Knock a pin about  $\frac{1}{4}$ " (6 mm) into the wood somewhere near the middle; knock in the other pins to a similar depth to form a rough circle about 1" (25 mm) in diameter, with the pins spaced by about  $\frac{1}{4}$ " (6 mm). Now join all the pins together by soldering separate lengths of wire to the tops of the pins. The finished *objet d'art* looks like a spoked wheel — or should do. When you have completed that, and the wires can't be tugged apart using moderate effort, you are a 'Solderer' for all practical intents and purposes. There is one further test piece before you can qualify for the 'Solderer First-Class' badge, but we'll come to that in due course. Use resin-cored solder, 60% tin and 40% lead, of 18 or 22 s.w.g. Keep the iron hot enough (but not too hot), clean enough by frequent wiping on a damp cloth; and remember that practice makes perfect.

Now start the wiring between the components. Follow the wiring plan in Fig. 4 and begin with the slide switch. Run the wire between two positions that are to be joined and cut to length; trim the insulation for about  $\frac{1}{4}$ " (6 mm), off each end, lightly crimp the bare wire round the tag and solder-up with just enough solder to make a firm joint and not a dirty great blob. If two leads go to the same place, put both ends on before soldering that tag. (When a joint is soldered, make a check mark on the wiring diagram; get into the habit now, and save grey hairs and tears tomorrow.)

With all the joints checked off, test the wiring so far. Join one lead of the Tester to each of the red output terminals, and with the slide switch in the 'Parallel' position, the bulb should light. Putting the switch to

D  
410

'Series' should put the light out. Joining the two external terminals together with a length of wire should make the bulb light up again. If this programme doesn't materialise, check that the wiring has been put where the diagram says it is to go; check that the solder joints are as good as they pretend to be, and that none of them are coyly concealing a 'dry' state. Use the Tester over each section in turn until the fault is detected.

With the bugs, if any, out of the wiring the resistors and capacitors can be soldered into place on the rotary switches. Fig. 5 shows the wiring pattern for switch No. 7; all the other switches are wired in the same way, only the values being different. The resistors are mounted vertically onto the switch tags, Fig. 5, so the leads must be preformed to the shape shown in Fig. 6. Use taper-nose pliers, if you have them; if you haven't, then find something that can be used as a former to bend the wire round. Be careful not to fracture the end of the resistor as you bend the lead.

The capacitor leads don't need pre-forming because their shape allows them to be fitted into their respective positions without much trouble. Begin with Switch 7, the 1 megohm range. Starting at tag No. 10, slip the bent lead of a 1 megohm resistor through the tag from the inside; at the same time slip the straight lead through tag No. 9 from the inside and gently push down until the end of the straight lead touches the panel. Now take a second 1 megohm resistor and slip the bent lead through tag No. 9 from the inside, and the straight lead through tag No. 8 from the inside; gently push down until the end of the straight lead touches the panel. The splay of the tags and the springiness of the leads will combine to hold the resistors in place firmly enough to prevent them toppling over. With two resistors in position, solder tags Nos 10 and 9 — but not tag No. 8 because there's another lead to go in their first. Work steadily round the tags, soldering up each time two resistors have been put into place. The ninth, and last, resistor will end on tag No. 1, which already has the inter-switch wiring soldered to it. If the capacitors are being mounted, connect them after the resistors have been soldered in. The largest value of the pair to tags Nos. 12 and 1; and the smallest value to tags Nos. 11 and 1. When all the soldering has been done on a switch, go round the case with a pair of sidecutters and carefully cut off the surplus lengths of lead.

Work from right to left (unless you are left-handed), along the row of four switches in the order S7, S5, S3, and S1. When that row is finished, do the other three switches, S6, S4, and S2. With the last switch soldered, the box is ready to finalise. Testing the outputs will have to wait until a bit more equipment has been made, but given a careful approach, there shouldn't be any snags.

Having screwed the front panel into place, there remains only the labelling and varnishing (for label protection), and the box is complete. The labelling can be by any means to hand and inclination. (A full-sized drawing of the switch legend is given in Fig. 7.) Once again, because this needs to be repeated seven times, using a template to mark out the 30° radials helps to speed the work and establish the accuracy. Use whatever adhesive there is to hand that will bond the material of the label to the material of the panel. But, whatever else may or may not be done, *do* run a test piece to ensure that paper, ink and varnish will agree with each other — they don't always.

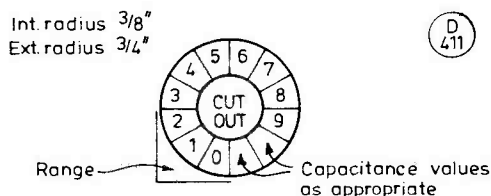


Fig. 7. Switch legend.

D  
411

to be continued

## CLUBS ROUNDUP

By "Club Secretary"

**B**Y the time this comes to be read, MCC will be all over again, and of course some will be pleased with their club's performance, while others will be bemoaning their ill luck, or conditions, or that all the others used over-power, or whatever. Human nature is the same no matter what the activity!

### The Mail

We are coming to the conclusion that it was not a good idea of ours to accept 'serial' entries, with all the work they entail at this end, to save each club a few coppers in postage and a bit of club scribe's time. The reason for saying this is simply that if a report appears each month for a few issues we find that we aren't getting an up-date. This is where we run into trouble — a change of Hq address, or of Hon Sec, or of meeting dates; along comes a potential newcomer to the ranks and we give him the gen as our records tell it, cross-checked as far as we may. If it turns out wrong, the chap (or maybe YL!) has a wasted journey and probably writes us a 'rhubarb' and we have no defence save to say *the club has failed to keep us up-dated*. Now, that gives a very bad impression of the club indeed. So, in future we are only going to accept series entries for three months, and then only when we have a telephone number, not necessarily for publication, which can be rung during the evening when a bit of research is needed. So — be warned!

This month we kick off with **R.A.I.B.C.**, and make mention of their work among invalid and blind amateurs, and SWLs. One group that they take an interest in is the Cardiac Spare Parts Club; full members are qualified by having undergone heart surgery, but associate members are wanted to help in fund-raising activities in support of research in this area. The address for communications is: Cardiac Spare Parts Club, c/o National Westminster Bank Limited, 2 High Street, Olney, Bucks. MK46 4BB. As for R.A.I.B.C. itself, details from the Hon Sec at the address in the Panel.

**W.A.C.R.A.L.** are the initials of a large international group of amateurs who are practising Christians, of any denomination; again details are to be had from the Hon. Sec. — see Panel for his QTH.

**Ipswich** is one of the few centres of amateur radio activity in the large area of East Anglia. We notice that a change of Hq is being sought, and as we have had their letter since three days after last month's deadline, we feel a call to the Hon Sec is in order if contemplating a first visit. However, assuming nothing has changed, Handford House, Ranelagh Road, Ipswich is the place, and is on the corner of Ranelagh Road and the A12; the second and last Wednesdays of each month in term-time will find them.

It is a pleasure to find the **I.R.T.S. Newsletter** turning up regularly again after their long absence due to the postal strike in EI. A nice 'homely' sort of newsletter which tells much about the members and their doings: next time we see one it will, we guess, be fairly well filled with details on the second EI/GI Ballymascannon Convention — let us hope it is as successful as last year's one.

Next we have **B.A.T.C.** with their coverage of all the various facets of amateur television, including slow-scan. However, in a letter to the editor, one member wants 100% SSTV coverage, but we can't see the multitude of other amateur TV interests wearing that! Perhaps the answer is to form a separate sub-section of the group for the slowscan fans, or even a separate club (albeit the latter would break the united front).

Now to **Bournemouth** where the absence of Hon Sec, by the death of G4EMN, has been filled by G4HFQ who is at the address in the Panel. However, we do feel that the newsletter may be wrong in talking about "apathy" in the club; all they are feeling is 'successful' — G4EMN was so dynamic that we feel sure he could have turned a group of battery hens into a success by sheer personality! Give the new crew a chance, and accept the slightly 'steadier' rate of things! Anyhow, it's the first and the third Fridays in the month, at the Dolphin Hotel, Holdenhurst Road, and doubtless by the time you are able to read this they will have something set up.

### Deadlines for "Clubs" for the next three months—

(January issue—November 30th)

February issue—January 4th

March issue—January 25th

April issue—February 29th

*Please be sure to note these dates!*

Membership is on a very rapid upswing at **Cheshunt**, with an increase of 60% over last year. They have managed an RAE class, probably the only one for miles round, at Turnford East Herts College, which enrolled 28 members — so it looked as though more growth is on the cards. They are operational every Wednesday evening at Church Room Church Lane, Wormley and for December we see a Junk Sale on 5th, a Natter on 12th, Social evening with YLs and XYLs on 19th, and a skipped date on 26th.

At **Scunthorpe** there is a change of Hon Sec — see Panel. Formally, they foregather at Grange Farm Hobbies Centre, Franklin Crescent every Tuesday, for talks, films, and all the other things the committee may fix up, but in addition the Hq is open every evening with Thursday evenings set apart for those who may want RAE or Morse tuition with a QRT around eleven for the late birds.

At **Bishops Stortford** we find the gang in the committee room of the British Legion Club at the top of Windmill, although if you arrive before eight you will almost certainly hear amateur-radio type conversation in the bar and maybe an agitated Hon Sec prising them out! All this on the third Monday in each month.

**Edgware** next, where they have the second and fourth Thursdays at the Watling Community Centre, 145 Orange Hill Road; on the "in-between" Thursdays there is a slowish Morse class, and on Mondays slow Morse to the test speed, these being on 1.875 MHz and 144.175 MHz. For December 13, they have a bumper pre-Christmas Junk Sale, and January 10 is the all-important AGM.

Now **East London RSGB**, and for December 16 they have the Annual Business Meeting and Junk Sale — the



*Names and Addresses of Club Secretaries reporting in this issue:*

- ACTON, BRENTFORD & CHISWICK: W. G. Dyer, G3GEH, 188 Gunnersbury Avenue, London W3 8LB. (01-992 3778)  
 ADDISCOMBE: P. J. Hart, G3SJK, 42 Gravel Hill, Croydon, Surrey CR0 5BD. (01-656 9054)  
 BARKING: A. Sammons, G8IZN, 80 Lyndhurst Gardens, Barking, Essex IG11 5BZ. (01-594 2471)  
 B.A.R.T.G.: J. P. G. Jones, GW31GG, Heywood, 40 Lower Quay Road, Hook, Haverfordwest, Dyfed SA62 4LR  
 B.A.T.C.: M. Cox, G8HUA, 13 Dane Close, Broughton, Brigg, South Humberside  
 BISHOPS STORTFORD: T. E. White, G8LXB, 79 Elmbridge, Old Harlow, Essex  
 BOURNEMOUTH: G. R. Freeth, G4HFG, 9 South Avenue, New Milton, Hants. BH25 6EY. (New Milton 618092)  
 CAMBRIDGE: D. Wilcox, G2FKS, 19 Cavendish Avenue, Cambridge CB1 4UP. (Cambridge (0223) 47220)  
 CHESHUNT: R. E. Chastell, G8LNM, 4 Fairley Way, Cheshunt, Herts. EN7 6LG. (Waltham Cross 35393)  
 CORNISH: S. T. S. Evans, G3VGO, Glengormley, Carnon Downs, Truro, Cornwall. (Devoran 864255)  
 CRAWLEY: A. V. H. Davis, G3MGL, 41 Gainsborough Road, Crawley, West Sussex RH10 5LD. (Crawley 20986)  
 CRAY VALLEY: P. J. Clarke, G4FUG, 42 Shooters Hill Road, London SE3. (01-858 3703)  
 CRYSTAL PALACE: G. M. C. Stone, G3FZL, 11 Liphook Crescent, London SE23 3BN. (01-699 6940)  
 EAST LONDON RSGB: R. Holmes, G3PKQ, 92 Dunedin Road, Leyton, London E10 5NJ. (01-558 2928)  
 EDGWARE: D. L. Lisney, G3MNO, 119 Draycott Avenue, Kenton, Harrow HA3 0DA. (01-907 1237)  
 GUILDFORD: L. Bright, G4BHQ, 4 Dagleay Farm, Shalford, Guildford, Surrey. (Guildford 76375)  
 HELENSBURGH: A. McCudden, GM4DLU, Cruachan 1 Balloch Road, Balloch G83 8SR. (Alexandria 56118)  
 HEREFORD: S. Jesson, G4CNY, 181 Kings Acre Road, Hereford. (Hereford 3237)  
 IPSWICH: J. Tootill, G41FF, 76 Fircroft Road, Ipswich, Suffolk IP1 6PX. (Ipswich (0473) 44047)  
 I.R.T.S.: J. Ryan, E16DG, 23 Dollymount Grove, Clontarf, Dublin 3  
 KIDDERMINSTER: R. Manton, G4ILQ, 7 Osborne Close, Offmore Farm Estate, Kidderminster, Worcs. DY10 3YY. (Kidderminster 4930)  
 MELTON MOWBRAY: R. Winters, G3NVK, 32 Redwood Avenue, Melton Mowbray, Leics. LE13 1TZ. (Melton Mowbray 3369)  
 MIDLAND: N. Gutteridge, G8BHE, 68 Max Road, Quinton, Birmingham B32 2AN. (021-422 9787)  
 MILTON KEYNES: W. Backhouse, G4HZI, 46 Tattenhow Lane, Bleichley, Milton Keynes. (0908 77479)  
 NOTTINGHAM: M. C. Shaw, G4EKW, 50 White Road, Nottingham NG5 1JR.  
 R.A.I.B.C.: Mrs. F. Woolley, G3LWY, 9 Rannoch Court, Adelaide Road, Surbiton, KT6 4TE.  
 SCUNTHORPE: J. A. Sheardown, G8TIY, 5 Winteringham Lane, West Halton, Scunthorpe, South Humberside DN15 9AX. (0724 732438)  
 SOUTHGATE: J. Fitch, G8EWG, 16 Kent Drive, Cockfosters EN4 0AP. (01-440 7353)  
 SURREY: R. Howells, G4FFY, 7 Betchworth Close, Sutton, Surrey SM1 4NR. (01-642 9871)  
 SUTTON & CHEAM: G. Brind, G4CMU, 26 Grange Meadow, Banstead.  
 VERULAM: A. Clarke, G8MAE, 24 Kiln Ground, Hemel Hempstead, Herts. HP3 8EZ. (Hemel Hempstead (0442) 64751)  
 WEST KENT: B. P. Castle, G4DYF, 6 Pinewood Avenue, Sevenoaks, Kent TN14 5AF. (0732 56708)  
 W.A.C.R.A.L. L. Colley, G3AGX, Micasa, 13 Ferry Road, Wawne, Near Hull, Yorks. HU7 5XU

general form with this group is to get together on Sunday afternoons at 3 p.m. at Wanstead House, 21 The Green, Wanstead. We might add that this unusual day and time has been successful for the group for many years.

Down West now, to **Cornish**, at the SWEB Clubroom, Pool, Camborne, on the first Thursday of each month. This venue is at the SWEB place on the more northerly side of the main road through Camborne-Pool, and the entrance is down the side-road on the westerly side of the site. We believe it possible they may have some arrangements for dealing with 'waifs and strays', but if you've never attended we do recommend you to bother the Hon. Sec. for details, or to quarter the area in daylight! But — all that being said, the gang made a member of our staff very welcome indeed and the number who actually turned up was nothing short of amazing to one used to seeing 30 for a special occasion — this group packs some 65 people into the hall, and has the technical resources available to keep them entertained from among their own membership, in the main.

At **Hereford** the venue is the Civil Defence Hq at Gaol Street on the first and third Friday in each month, and in the years since we have been doing this piece we have seen them grow from a tiny group into the tower of strength they now are. On December 7, they have Power Measurement to be dealt with by G3NPA and G8DRG, while 21st is set aside for a Christmas Raffle and Quiz.

It's a Christmas Party at **Surrey** for December 5, and the place to the best of our knowledge will be the usual *T.S. Terra Nova* at 34 The Waldrons, South Croydon.

We would very much like to visit the **Milton Keynes** gang on December 10, at Lovat Hall, Newport Pagnell, when

they have a talk on Advanced Meteorology. So few of us take any account of the weather forecasts or sniff the air in the morning and decide to pull the beam down a few feet before going to work, against the storm the skies tell us will strike before we return!

**Barking** seem to be suffering a rather odd problem in that they can't "get out" with their HF-band transmitter to the DX they would like — we wonder if this is more due to their operating times than the location, which we would have thought to be well above average. As to details of the group, they have something going almost every evening in the week at Westbury Recreation Centre, Westbury School, Ripple Road, Barking, Essex. More details from the Hon. Sec. — see Panel.

**Cambridge** we last heard of many moons ago, and since then there seems to have been a change of Hq and of Hon. Sec. — see Panel. The "new" venue — they've probably been using it for years! — is at the Air Training Corps Hq, 730 Newmarket Road, Cambridge, where they foregather on Friday evenings. Looking at December we note on the first Friday a Beginners and New Members evening, and in general terms the story is one of alternating informals with a lecture/demonstration or suchlike activity.

It's a long time also since we heard from **Kidderminster**, but G4ILQ the Hon Sec writes to repair the deficiency. They now have a place on every alternate Tuesday evening from 8 p.m. at the Aggborough Recreation Centre, Hoo Road, Kidderminster. Some thirty members make a secure basis and they are very much out to attract new members; we have it that the programme will have plenty of variety and the odd social function as well.

Friday December 21 is the date for the next **Melton**

**Mowbray** affair, at the St. John's Ambulance Hall, Asfordby Hill. We gather they will have a Junk Sale, put G4FOX on the air and present the G3FDF Memorial Trophy to its winner. Looking ahead, we see they have a Quiz Evening, a construction trophy, and various lectures and demonstrations.

On to **Sutton & Cheam**, where their alternate venue seems to have changed from 'Rays' to Banstead Institute, and there has been some adjustment made to the overall programme. However we do know that December 7 is down for Sutton College of Liberal Arts, and at the time of their newsletter the subject was still pending.

Now to **Guildford**: they are in session on December 14, with a talk and demonstration by G3IEE, on the interesting things that were used in war-time — or at least some of them! It would take a month to discuss them all! This group is one of the few to have a meeting on the period of the Christmas break — they have a Christmas Natter and some nice warm NFD films. As for the Hq, they have the Model Engineers' place in Stoke Park. More details from the Hon. Sec. at the address in the Panel.

North of the Thames now to **Southgate** who are based on the Scout Hut, Wilson Street, which lies off Winchmore Hill Green. There was a picture in the October issue of *S.W.M.* which showed them in comfortable surroundings listening to a talk — as always, on the second Thursday of the month.

We are a bit short on information about **Reigate**, they having had to cope with the death of their chairman G3JDN, who will be sorely missed in the area, and almost at the same time the resignation of two active committee members by force of other duties. However, for the regular reporters we have a little red box from which we can extract a card and tell you that they will be at the Conservative and Constitutional Club, Warwick Road, Redhill, on the third Tuesday in each month. By the time this comes to be read, they will have had an Extraordinary General meeting at which we hope they will sort out the problems. Meantime, if you get to meet up with any of the members, you could pass the word that we'd like the name and address of the Hon. Sec. for the records!

It rather looks as though **Addiscombe** have been exploring the district in search of good booze, as we hear they have moved from the Spread Eagle to the lounge bar of the "Prince of Denmark", which lies some 300 yards north of the old venue and is 125 Portland Road. They get together as usual at 9.15 on Tuesdays. We might remind readers that this group is very much contest orientated and they don't mind climbing hills or going long walks if it helps them towards collecting the silverware!

Now **B.A.R.T.G.** and the mutual interest here is of course RTTY. At the time of writing the AGM is due in less than a week so for the moment we have to leave the name and address of the present incumbent in the Panel although we realise he will not be holding the office by the time we are in print. GW3IGG, we feel sure, will not mind this just once, if only to maintain the continuity of the service; and we are equally sure that he will ensure we get to know of his successor, for our records.

Right up north and across the Border now, to **Helensburgh** and their meetings on the first and third Wednesdays at East Clyde Street School; they have only been in existence for a couple of years and are looking for

more members as they gradually improve their facilities — they now have a club shack which can be open on most evenings, and this is being equipped for a start with VHF FM gear. That is not to say they don't do anything else, as Hon. Sec. GM4DLU tells us they have talks, films and all sorts of things in the pipeline.

**Crawley** are, as ever, in their Hq at Trinity United Reformed Church Hall, Ifield, on the fourth Wednesday; in addition they have informal gatherings at each others homes. More details can be obtained from the Hon. Sec. — see Panel.

At **Verulam** they are now based on the Jubilee Hall in Catherine Street, St. Albans. The routine is to have the main meeting here on the fourth Thursday of the month, at which the tone will be more formal, with talk, films or whatever; in addition they have an informal date on the second Thursday, which in winter time is at the R.A.F. Association Club in Victoria Street.

The "weekly meetings" groups are the ones who stand to be disrupted by holidays, particularly this evergrowing Christmas/New Year effort. Thus it comes about that **Nottingham** miss their December 27 date, replacing it with an "on the air" round-table for those who can make the quick escape up to the shack without detection. December 6 is down for a Forum, and on 13th they have a talk by G4EAN; this leaves December 20 open for an Activity Night. All start at 7.30, and are held at the Sherwood Community Centre, Woodthorpe House, Mansfield Road.

At **Cray Valley** the dates are December 6th and 20th; the former is down for an introduction to Computers by G8KDC and G8OWR, and the latter is a Natter session. Both will as usual be held in the Christchurch Centre, High Street, Eltham, 7.30 for 8 p.m.

Over to **Crystal Palace** now, and the familiar duplicator of G3FZL is back in action; it says that the gang get together at Emmanuel Church Hall, Barry Road, London SE22 at 8 p.m. on the third Saturday evening in each month. As for the programme, at the time of writing there was some uncertainty about the details, but no doubt the Hon. Sec. will be able to tell you if you drop him a line at the address in the Panel.

On we go now to **West Kent** who have a programme clear through to May, based on the Adult Education Centre, Monson Road, Tunbridge Wells. December 7 sees G3XPX giving a talk on modernising old receivers — a subject well worth attention. In addition, there are alternate Tuesdays for the informals at the Drill Hall, Victoria Road throughout the year.

Last, but by no means least, in the pile we have **Acton, Brentford & Chiswick**, where December 18 will see a discussion on HF aerials. The venue as always will be the Chiswick Trades & Social Club, 66 High Road Chiswick, the kick-off being at 7.30.

## Deadlines

We have sorted out most of our problems, so if you stick to the dates given in the 'box' in the body of this piece, you won't go far wrong, provided you allow *lots* of time for it to arrive! Send all your reports, letters, up-dates etc. to, as always, "Club Secretary", SHORT WAVE MAGAZINE, 34 High Street, Welwyn, Herts. AL6 9EQ.

Cheers, have a good Christmas and a Happy New Year.  
*CU in 1980!*

## “YOU MUST BE ONE OF THOSE RECIPROCAL . . .”

OR THE TALE OF A TWO-LETTER CALL

JACK HUM, G5UM

HE was the owner of a nice and shiny new G8T — callsign; and when his “CQ” on 2 m. FM was answered by a chap with an old and battered G5-plus-2 call he showed signs of being noticeably nonplussed if not positively perplexed.

“Did you say G5EM? That’s a strange call” he said when he came back.

“No, OM, the callsign is G5UM, U for Uncle, or University, or Utrecht or even Uniform — though I don’t much like uniformity. And the letter E isn’t used in callsigns like this one.”

It took him barely a few seconds to cotton on and to proceed with the usual conventions such as “the name” and “the rig” and the description of a notorious vertically polarized antenna he was using, but never a word about where he was located, which in the ears of his listener was the most important thing of all. But this emerged after a couple of requests. He was 15 miles away.

Soon his curiosity persuaded him to ask:

“Now that callsign of yours . . . you must be one of those reciprocals. Are you American or Dutch or something?” Any moment his listener was expecting him to welcome G5UM to these shores and not to forget that we drive on the left.

This was the point where an explanation became necessary of the difference between these new fangled reciprocal callsigns in the G5-plus-3 block and those old fangled pre-war ones which are in the G5-plus-2 block. The G8T-man possessed no callbook, and even if he had, the distinction might have remained unclear to him.

Had he, asked the Old Fangler, ever heard any other two-letter calls on the 2 m. band? W-e-l-l, yes he thought he had, but he tended to treat them with some suspicion: he was not keen so early in his amateur radio life to receive a Pink Ticket from Higher Authority for working a pirate.

Right, then, would he like a nice cosy fireside chat during which all this callsign stuff could be explained? He said yes he would: but upon being asked to select a nice cosy frequency for the purpose he disclosed that he “. . . only had S20, S21 and all the repeaters”. Not, in the ears of the Old Fangled G5-plus-2 quite the area where a necessarily long explanation could be put over in reasonable privacy free from the QRM layers deep that characterizes these frequencies. Did he not have a converter and a tunable communications receiver on which he could perhaps listen elsewhere on the band and get out from under? Yes, he believed he had: it was with other metal objects under the bed, and it had been there since his short wave listener days. Could he pull it out and — laughable phrase, for so often so true — fire it up? He thought he could and promised to call back on S21 when he had investigated. Within five minutes up he came on 145.525

MHz (yes, S21 in case you didn’t know) to announce eagerly that “. . . it still works and I can tune for you wherever you like to go on the band . . . I’ve even got a separate aerial for it, so I can listen for you on one aerial and continue to transmit back to you on the existing one.”

He would still be stuck on S21-transmit, but this didn’t matter, because from now on he wouldn’t be doing much talking but a lot of listening. And this is what the Old Fangler had to say to him:

In the beginning way back at the dawn of amateur radio in the UK, in the days when the UK was called “Great Britain” (yes, as recently as the Nineteen Twenties), three blocks of callsigns were issued by the All Powerful (known then as the GPO). These callsigns, allocated in fairly random sequence, could have been either Two’s, Five’s or Sixes followed by two letters, e.g. 2XK, 5UM or 6NB. What, no G prefix? No, not ordinarily: you needed to get a special dispensation from on high before you were allowed to use the national prefix. Believe it or not, similar callsigns were issued to the British Broadcasting Company before it became a Corporation in 1927. It was not unusual to hear amateur telephony on the 440 metre allocation cheek by jowl with such famous callsigns as 2LO London, or 5IT Birmingham or 2ZY Manchester.

By 1936 the callsigns in the 2,5 and 6 block had been used up. Then came the G8-plus-2 block.

“What, G8 plus two?” came the anguished cry on S21.

“Yes, indeed, G8 plus two letters. And they all seemed to be rich people. They could afford to use imported American gear and phone on forty — and the G prefix!”

This seemed to be the opportunity to tell G8T-- that nowadays you didn’t often dare to use a G8-plus-two letter callsign in a VHF contest. Always there was someone wanting to ask you what the third digit was. “Surely it must be G8LM-something, mustn’t it?” No, it wasn’t — but precious contest seconds were wasted saving so.

Right, G8-plus-two in 1936, then. What next? Why, G3-plus-two in 1938 and G4-plus-two in 1939 (not all of this block was issued before W.W.II intervened).

“That’s clear enough” came the voice on S21: “But tell me about those strange G2-plus-three-letter callsigns like G2HJD or G2AOK which I’ve heard on 2 m. Why wasn’t the series completed?” An awkward question, necessitating a description of that strange licence called The Artificial Aerial which existed pre-war. You were given a callsign but you were not allowed to transmit except into what *they* called an Artificial Aerial and what we would call a dummy load. It was all supposed to give the aspiring radio amateur some experience in adjusting equipment off-air before he was allowed on-air. When the war was over these same calls were issued to their original holders with permission for full on-air operation.

Our G8T-- friend on S21 made a trenchant comment at this point: “Pity the artificial aerial regulation isn’t with us today, judging by some of the dirty signals one hears around.”

Whether someone objected to this viewpoint or whether it was sheer coincidence was not clear, but S21 suddenly became full of S9 signals from two dozen mobiles, half of them hurrying north on the M1 and the other half south on the A6, or so it seemed.

Said Old Fangler: “Do you have a beam antenna? If you do it would exclude most of that crud.” No, New Fangler got

all the pleasure he needed from amateur communication from his Notorious Vertical and his 20-mile service area.

"Patience, Mercutio" (or words to that effect), and in due course as the layers of mobiles moved into the distance communication was restored, with plenty of quick breaks to ascertain if others needed either frequency being used for this split-frequency contact. They didn't seem to: perhaps they were absorbed in what was being said! Newcomer G8T-- appeared to be. And then came the moment Old Fangler had been waiting for.

"I didn't catch the handle" said the voice on S21. Smothering the temptation to reply "I didn't throw it" or "It's on the side of the transmitter" the Old Fangler said he understood his QSO-partner required his name. Well, it was in the callbook but he'd give it all the same, which in accordance with the politeness which should infuse every contact he did, adding something which he could *not* smother: "Y'know, if you and I met face to face you wouldn't ask what my handle was: you'd ask for my name . . . and electronic communication is as near face to face talk as you can get."

Friend G8T-- genially took the point. He will probably

never use that alien word "handle" again!

"Must go" said Old Fangler: "The wife has just switched on the bed heater."

"Wait a minute" said the voice on S21: "You said right at the start that the letter E was never allocated to old callsign blocks like yours. Why not? You hear it often enough these days."

Answer: once there was a superstition that the smallest digit in the Morse Code, the letter E, would be lost in the noise of those pre-war receivers. Hence it was avoided in the allocation of UK callsigns. When the brand new G3A-- series was initiated in 1946 the letter E was included. Some of the early holders of callsigns carrying E tell of the pain and anguish they suffered when older timers went back to them and said "Dirty pirate! We know the Post Office has *never* issued callsigns with E in them" But they had!

"Electric bed heater running hot . . . must go."

"Cheers and beers" said G8T-- (he will grow out of that one, too). "I'll tie up the ribbons." Which he did.

"Diddly dah dee dah." This final sign-off by Old Fangler may have been lost on the newcomer: but he'll learn -- swiftly. Most G8 men do.

## BOOK REVIEW

### "AMATEUR RADIO OPERATING MANUAL"

ONCE in a while, a really first class publication turns up for review, and the RSGB's newest title *Amateur Radio Operating Manual* fits into this category. It is packed with a great deal of very useful, up to date information for both the newcomer and old-timer.

The first brief chapter, "The Amateur Service," discusses how the AR service fits into the overall ITU scene. It includes a map showing the three IARU regions followed by a table listing the worldwide frequency allocations from 1.6 MHz through 24 GHz and how the numerous amateur bands are shared with other services.

In Chapter 2, "Setting up a Station," mention is made of the enormous range and cost of equipment and includes the very sound advice, "First make sure the equipment is really necessary at all!" It also advises, "watch for the technology trap," querying whether it really is necessary to have the very latest equipment when older, secondhand gear might do the job just as well at half the cost. This section covers such items as choosing a site or room for the shack, acoustics, comfort, power, layout, security, safety, insurance and hints for blind operators.

The third chapter, "Operating Practices and Procedures," is primarily aimed at the newcomer and includes examples of CW QSO's illustrating the use of the common abbreviations. The author has a dig at those 'phone operators who use CW Q-code signals in normal conversation, and suggests the use of plain English instead of clichés and jargon.

"DX" is the title of Chapter 4, the longest one, running to 48 pages. It is a superb treatise covering all aspects of propagation from LF through UHF and from Top Band through MS work on VHF. In the LF/HF section, what can be expected to be heard at various times of the day on each band is copiously analyzed in the text and amplified by numerous maps and tables. In the VHF/UHF section, items covered include the QTH locator system, band plans, beacon frequencies, MS procedure, with a list of the principle showers, and a table showing amateur allocations above 70 MHz for all Region 1. From this latter, one would conclude that neither Portugal nor the Ivory Coast have any allocation; however, this cannot be since this reviewer knows there are many 2m. repeaters in the former and has worked both CT and TU stations on the band.

The fifth chapter is called, "Contests," and deals with the matter of adequate preparation, operating techniques, contest strategy and ideas for check logs. Analyses of a 1976 7 MHz and a 1977 NFD club contest entries are included.

Chapter 6 is a short one devoted to "Mobile, Portable and Repeaters," and includes the inevitable lists of 2m. and 70 cm. "channels," and all the UK VHF and UHF repeaters. The next chapter on "Amateur Satellites" is based upon a March 1977 *Short Wave Magazine* article by this reviewer, later up-dated by AMSAT-UK. It includes information on the now-defunct Russian RS-1 and RS-2 satellites, and look-up tables for *Oscar 8*.

The next two, short chapters are devoted respectively to RTTY and SS/TV. Even so, the basics of the systems are concisely covered. The final chapter, "Special Event Stations," is a welcome inclusion. Such stations are the means by which the majority of the general public is likely to encounter Amateur Radio and radio amateurs, so the notes in this section on the neat and safe assembly and

efficient operation by presentable people are timely, bearing in mind the public relations opportunity they offer.

One quarter of this manual is devoted to five, excellent appendices, the first of which contains maps showing the European QTH Locator squares, very detailed maps of all parts of the world with all the countries and prefixes, and the ITU and "CQ" zone maps. Appendix 2 is the longest and a mine of "real pukka gen!" All the countries are listed in alphabetical order, followed by ITU callsign allocation, callsign system with maps of call areas, notes of national and reciprocal licensing, and the addresses of national societies and licensing administrations. The mysteries of the USSR and USA call areas and systems are meticulously explained.

The third appendix is a callsign list, alpha-numerically

presented from A2 (Botswana) through 9Y4 (Trinidad and Tobago) and gives the ITU and "CQ" zone numbers and beam azimuths from London. Appendix 4 is a "DXCC" countries list referred to the maps in Appendix 1. The last appendix is devoted to "Worldwide Legal Time" and includes the dates of daylight saving time (DST) in many cases. The last page is a short index.

The editor, R. J. Eckersley, G4FTJ, is to be congratulated on compiling a superb manual from the contributions of 34 listed amateurs, plus several groups and clubs. Each chapter is thoroughly bibliographed. The book runs to 190 pages in 9¼ × 7¼ inch format, and must be enthusiastically recommended to all amateurs. Priced at £4.70 including post/packing, it is obtainable from S.W.M.'s Publications Department at 34 High Street, WELWYN, Herts. AL6 9EQ. N.A.S.F.

## COMMUNICATION and DX NEWS

E. P. Essery, G3KFE

AT the moment this comes to be written, outside lies the wreckage of what used to be a reasonable aerial system, plus quite a lot of copper wire scattered around the neighbouring properties. Luckily, your scribe's neighbours are a pretty reasonable lot: not like the amateur who received his 14 MHz dipole back through the letterbox, with both the feeder and the elements neatly cut into 12-inch lengths and bundled together! The rest of the locals laughed mightily but the victim was Not Amused.

As we come to this piece again, the bands have been doing their seasonal thing and yet we hear the odd note of discontent — peak of the cycle though we may be going through — some people are just never satisfied! Anyway, were it all that easy, I guess we would mostly give up and go to VHF and repeaters.

### Here and There

And everywhere, it would seem from the notes on DX-peditions we receive. Lloyd and Iris Colvin are out and about again, not to mention various lesser expeditions. We rather go on the Texas effort: WD5ICY was QRV on CW from Telegraph, while WD5IKY was operating SSB from Telephone! We have already mentioned G4EZI, up to 176 countries/

YL, and we now hear that G3WW has his 100-up confirmed on two-way SSTV. Again, lots of the calls we used to hear at the last peak, who disappeared from the DX scene in this country, are now back — G3XTJ, G3GIQ, to mention but two, while to hear Lloyd and Iris on from J3ABV — Iris working G3HTA on Eighty among others — is a sure sign that things are humming along nicely.

Your Conductor's own small effort, intended to coincide with the beginning of WARC '79 and encourage some activity, came near to fruition, even if it wasn't quite a success. There were several problems, not the least of which was the matter of power from the old *Onan* generator.

But if nothing else the difficulties made for a laugh; and, we suppose, in this industrialised "civilisation" we have made ourselves, a laugh is the most valuable thing in the world.

On the other hand, perhaps the amateur's most un-wanted possession is an *alter ego* using his callsign. Nick, G2NJ seems to have grown one which prowls round the CW-end of 7 MHz, sending *slow* Morse, and calling himself Bill. Odd, isn't it, that so many phoneys come on using CW; in general they think — or seem to think — that there is less chance of detection. Optimists! As the masses go to SSB so

the *cognoscenti* left on CW all know each other without even hearing the callsign.

### Contests

On the day we are due to come out there begins the ARRL Top Band CW contest, carrying on through to 1600 on December 3. Don't forget, if you aren't a regular on Top Band DX, that the normal rule is to work split-frequency, with the DX in the "window" of 1825-1830 KHz, and listening around the bottom of the band. This one is possibly useful for some, but gather that contacts described as DX-DX don't count, only QSOs with W/VE, at the rate of 5 points per ARRL section (74 sections just for the record). Exchange RST and section or country. And, don't forget, that some of the DX lives up in the 1990 KHz area and listens where we normally do, and it's the sort of DX that might — just might — sneak in a QSO that gives no points but a new 160 country!

Then there is the CQ WW WPX 160 contest, on January 25-27, which will be scored as in previous years. W1WY and the gang at CQ have taken a look at the rules — just the same problem as we have with MCC — looking for ways to give a balance which will null out all territorial advantage. There

'jist ain't no sich thing' on Top Band no-how, whether you talk MCC, or CW Top Band contesting on the world-wide scale of the CQ affair. The band is the problem, by its very nature never equal to all, and even sticking to the same rules formula for several years will still show widely varying results from year to year simply on conditions. What is important is to have an effective aerial, and it has to be said that the usual G station aerial for the band doesn't quite meet the case!

## The Mail

Perhaps we should firstly look at 28 MHz, and G3NOF (Yeovil) found it open from 0700 to 2230, which isn't bad all things considered! Early morning gave with the VK/ZL/JA up till noon on the long path, North Americans from 1000 to 2000, with the KL7s notable at 1000 and KH6s around 1900. SSB was used to work C5AAP, HH2MC, HH2T, HMIQD, H18XWP, K1CO/PJ7, K7LR in Idaho, KH6BOG, KL7IRT, KV4FZ, N1GL/VP9, N2RM/6Y5, UF6VAG, VE5, VE6, VE7, several VKs, VP2EEG, VP2E, VP2KC, VP2MBA, VP2VFX, W7XA in Arizona, W8TN/6YS, ZS3LK and 9J2BO.

Next we have G2HKU (Sheppey) who sadly reports the death of Ross Coleman, G3ABJ; Ross was a ZL by birth who also held ZL3NW — a good friend who will be much missed. Turning to his band activities, G2HKU refers to CW with VE6PN, N4TO, W0RNA, W7XJ (Nevada), W7TC (Oregon) and ZL3GQ.

G3AOS (Hale Barns) reports on the activities of his station during the Jamboree-on-the-Air; he operated /A at the Hq of the 1st Hale Barns Scout group, Shay Lane, and set up gear for the event as follows: TS-820S into a TL-922 linear into a Mustang triband beam atop a 50-foot tower; plus a KW-2000A on Eighty operated into a multiband trap dipole at 50 feet; plus an Icom 210 on 144 MHz. This fine set-up resulted in some 150 contacts, of which some 30 were Scout groups in U.K. and 16 with Scout groups overseas. Looking at the latter, we find IT9FTT (Noto), CT5REL (56 Lumior, Lisbon), CT5ECM (471 Cantanede), HB9S (the World Scout Bureau), PA53ALJ/J, PA0EJM, PA0FW/J (Eindhoven), CX9CO (Montevideo), ZE1JUM (Umtali), ZD7JAM (1st King Scouts, St.

Helena), SK0HS, (Haessel Sea Scouts), SK6XAD (Haessel), SK7CQ/7 (Teckmatorp), LA7SW (Moss), LA3JAM (Harstad), LA3RH (2nd Harstad), 5W1BZ (Apia), 3D2WR (Suva), ZL1AIU (Whakatee), ZD8JAM (Ascension Is, Scouts), K2BSA (Boy Scouts of America, Princeton), 6Y5LA, (Jamaica), 6Y5RA (Kingston), and VE3BSA (17th St. Catherine, Niagara Falls). The reports in to the station, which was signing GB3HBS were quite pleasing so all the work put into it was far from wasted; in total some 49 countries were worked, including G, GW, GM, GI, GD, YV, VK2, VK4, UAO, JA, ZS6, CX, ZE, VP9, UK7, VS6, HM0, A4X, VQ9, I, 5W1, 3D2, PY, F, XE, HP, 5T5, CE, LU, HK, EI, DM2, and DL. Geoff finishes with thanks to the RSGB and the Scout authorities for their co-operation, but it sounds to us as if the brunt of it all fell on G3AOS in putting together such a superb station for JOTA. Congratulations to G3AOS and all concerned for a magnificent show.

G3PKS (Wells), apart from bawling his loss of CW ears with age, seems to have had his fair share of fun; October 11 and a quick listen between 1430 and 1442 showed beacons DL01GI, N4RD, GB3SX, 5B4CY, VP9BA, and A9XC in Bahrain, with VE3TEN heard the following morning. JA, W, PY, VK and such-like were all in there for the asking and the band remained open until late evening. For an example, between 1730 and 1930z on October 19, Jack worked W47HWZ, N7AOS, W6HHG, on CW, followed by a swap to SSB to raise WD0CQA and KA1AQN, with very reasonable reports from all stations. The final one was 3E6CND heard calling CQ around 1753-1758 on October 10, not raised, and slipping quietly into the mud at the end. "Who, what, and where?" asks G3PKS. A look at the latest issue of Geoff Watts' *DX Prefix List*, hot from his presses shows 3E as being a possible prefix from Panama, so it was probably some special-event if genuine, or maybe a pirate.

We have a nice long letter from G4BUE (Upper Beeding). Chris seems to have been shifting a few extra hours chasing those 'villains', which reduced his airtime; but QRP on Ten yielded SSB with VP8SB, CX4BA, 3B8CF, VP8QG, VP2ML, FP8HL, VE1CR/1 (Sable), C6ACY, CV0A, HH2T, and

HH2MC, K1CO/PJ7, H18XWP, VP2E, XE2MX, 9Y4FRC, VP2MBA, and LU7M — nothing about five watts input and mostly down in the 1-watt region. CW at 5 watts accounted for 3C1AA, 1 watt for ZD8KM, and half a watt for C5ACB. Chris now has overall a score of 280C, and on QRP there are 94 confirmed at 1 watt, some 128 having been actually worked QRP as compared with the full-power total of 280 worked.

## Top Band

Seems from reports to be getting quite a bit of attention from the 'chasers, who have been attracted no doubt by the new countries which have been heard of late. For example we hear that G3IGW has worked some 50 Russian stations, and in the contests and such the band has been as lively as of old; in the CQ Contest just gone PA0HIP rolled up a multiplier of 44, which sounds quite believable; and we hear from a G8 of a club station claiming "50 countries" — we find it hard to credit this latter, but it could just possibly be.

G3PKS mentions he has been trying his hand at Top Band as well as Ten, and, of course, started with the local net of G3TWO, G4FWL, G4ASK, and GW3UTE; this was followed by a nice chat with GW4GTE in Clwyd. A little later again there was the WAB net, and G4ENT, G3NCK/A, G4EZX, G3XLZ, G4ENG, G3YKP, and G3KLT — a very pleasant evening indeed.

G2HKU also mentions the band; he noted the extra activity brought about by the new countries in the CQ Contest, mentioning that he found, on SSB, UP2BEQ, UP2BEL, UQ2BGU, PA0PN, DK9WB/P/LX, DK8NG, OK1MGW, VP2KC, DJ6TK, DJ6QT, DL0UE, OH3VV, plus some CW to OK1HAS, SP7ICE, UT5BN, PA50LVB, and DJ1JJ.

## Eighty

Often the haunt of QRP stations, both CW and SSB; and there is certainly a lot going on the band about which we never hear, more's the pity. G4BUE and his low-power managed CT3BZ and VE1CR/1 on Sable Island — this last has worked on 28, 21, 14, and 3.5 MHz but never even a sniff of him on Forty despite some careful searching.

We have already mentioned the effort G3AOS and the crew put on in

JOTA; Geoff does not separate any part of his list to Eighty, but no doubt that old KW-2000A is now recovering it's breath after a dose of hard work!

G3PKS notes the local nets and mid-day working, and adds the comment that if one is prepared to spend late or early hours, then there is DX to be had.

The QRP rig at G2HKU was used on the band for a couple of quick QSOs, namely those with SM6EHY and K6DC/DL (bet that caused a snort when the suffix was copied!)

### Forty

This is the band of the specialists, who have the receiving gear to cope with the unwanted megawatts and rhombics pointing our way over the top of the microvolt we want; and yet it has always had a charm of it's own for one prepared to take a bit of trouble over getting things right, both technically and in the operating sense. One feels, for example that the use of arrays of phased verticals is a ploy that has been much neglected, in that it gives a bit of gain, but more important has a good front-to-back ratio. Since even with a single ground-plane one is going to want, usually, some 20dB of attenuation before hitting the receiver, some of this could be used on receive to pad off the aerials and so give them near-perfect characteristics directionally — while removing the pads on transmit by way of a relay contact.

G3PKS mentions a net of Bristol stations who foregather around 1130 (clock) on Mondays, and reports exchanged have been excellent out to 100 miles or so: Clwyd, Exeter, London, and even the 20 miles over the Mendips from Wells into Bristol. Just after daybreak, there have been VK, ZL, and JA stations to be heard, but all, alas were in QSO.

### Twenty

Where it all — mostly, anyway! — happens. The general synopsis is that the band has been open to some place or other right round the clock, and the big signals have been very tempting at times. The only snag with such good band conditions is that it is very hard to sneak in and grab a bit of choice DX before the mob notices — the whole world can hear him and you're just one among many. All good fun, nonetheless.

G2HKU seems to have had quite a few on the band, with ZL1VN,

ZL3FV, ZL3RS, ZL3SE, and ZLINW all on SSB, while the keyer got in among ZL3IS, FK8DD, FC0FHK, KB6G, WA7YHP/SF (Nevada), HC1GC, VE3AJA, PY2BAU, JA3API, and LU5DYV.

For the G3PKS wats it was a CW affair, with solid copy to VK2IS and VK4UG both at about 0730z, not to mention SM0FUI, VN4S, W9YPO, AF8T, WA3DFC, AU3UH, and CT2QN in the Azores. A QSO with our old friend Jesse, G4GOF, also pleased Jack; Jesse's nine wats to G5RV being enough to warrant an exchange of reports of 599 both ways.

### 'CDXN' deadlines for the next three months—

January issue—December 6th  
February issue—January 10th  
March issue—January 31st

*Please be sure to note these dates.*

It is most unusual for G3NOF to be enthusiastic in his comments on the month's band conditions, but this time has really pleased him; VK/ZL from 0600-1000 on the long path, with a few Pacific stations in among them, and at the same time there have been openings to USA, East Coast at this time, and at others West Coast stations. During the day, the odd short skip G at S9 was noted. Thus the log shows SSB with C6ACY, CT2AK, GD3KHE, GU2FZC, HK0EFU (San Andres. Is.) H18XWP, KL7H, N1GL/VP9, N2RM/6Y5, P29JS, T12CF, UK1PAA (Franz Josef Land), VE7s, VKs, VP2KC, W7OK (Nevada), ZK2VE (country no. 335 on Phone for G3NOF), 4U1ITU, and 9L1CA.

Now to G4BUE, who seems to have had a QRP contact on SSB but otherwise used the big rig. The QRP one was UA1PAL on Franz Josef, while the high-powered stuff went to VP8VN (S. Georgia), 3B9CF, VK0PK (McQuarie Is.) and 3C0AB.

### 21 MHz

A nice band this, at any time: none of the noise of 14 MHz and the LF bands, and more predictable than 28 MHz. However, some people prefer the excitement, and maybe that's why G2HKU mentions only his CW QSO with PY4ABF.

Another "one little peep" exponent was G3PKS; his little peep made two

QSOs on the key, with OH7XU and VE3IDW.

Now we turn to G3NOF, and Don reckons the band was like Ten only more so; opening time at around 0700, and carrying through till the small hours. Long path VK/ZL/JA contacts have dominated the mornings from the opening, changing over to the short path around 0900 and staying until 1300. North Americans have been noted from 1000 right on through to the small hours again. Not a lot has been heard from Africa, or Asia for that matter, though some KH6 openings were noted around 1700. Don booked in to his log AJ6A, C5AAP, D4CBC, DK5BD/ST, KH0BKX, H18GGL, H18XDJ, H18XWP, HP2XSG, JW2CF, K1CO/PJ7, KL7D, KL7IRT, N7RP, N7RR (Idaho), N1GL/VP9, NL7C, S7BTF, VE7s, VKs, VP2KAC, VP2KC, VP9IJ, VS6DO, VY1BR (Yukon), WB2GTW/6Y5, W7s assorted, WB4LRB/8R1, WB7TRE, ZF2BP, ZLs, ZS3LK, 3C1AA, 4U1ITU, and 9Y4FRC.

The beam at G4BUE seems to have been accepting 21 MHz RF quite frequently; QRP SSB yielded 3V8ONU, OK3TAB/D2A, VP2ML, all with one watt input, EA9FJ (5 wats), 5T5AY also with five, and HSIABD, VP2KC, XE2D, N2RM/6Y5, H31LR, (HP1XOJ in disguise!), TD4NX; and with the CW there came JAs, VK7BC, KL7IVX, 9J2BO, G3VZT/KH6, and C5AAP all at five wats or less. There seems little doubt that the 5-watt level, well operated, is quite capable of working the 100 countries, either on CW, SSB or mixed-modes; it would be of interest to compare the results, side-by-side, as between G4BUE's signal on the beam and a ground-plane or such. The problem so many people find in working DX has, the writer is sure, little to do with power and much more to do with aerials; but above all, the basic 'nous' of the chap in the driving seat.

### Finis


That's it for this time, and when next we meet it will be 1980; so to you all, wherever you may be, a Merry Christmas, and a Very Happy New Year — not to mention lots of DX! Address your letters, to arrive by the date in the 'box', to "CDXN", SHORT WAVE MAGAZINE, 34 High Street, Welwyn, Herts. AL6 9EQ.

# Lee Electronics Ltd

LEE

LEE

**NEW STANDARD RANGE  
THIS EXCITING NEW RANGE OF  
EQUIPMENT IS NOW  
AVAILABLE . . . COME IN SEE  
THEM FOR YOURSELVES!**




## C7800 70cm FM Mobile

The C7800 is one of the most advanced mobile 70 cm transceivers available covering 430.00-439.775 a full 10 Mhz, in 25 kHz steps. Tuning is accomplished either by the main tuning control or with the Up/Down control on the mic. A Mhz button is provided to step the frequency up by 1 Mhz at a time to save hours of knob twiddling. Su20 is available at the touch of a button, two repeater offsets are supplied 1.6 Mhz and 4.6 Mhz for European use. Just look at the features — ★ Digital readout ★ Easy to read display ★ Five programmable memories ★ Scanning of the band in 1 Mhz or memories stopping on inuse or vacant channels ★ Two speed scan rate ★ Tone burst ★ L.E.D. power and 5 meter 10 watts RF output ★ Back-up for memories ★ Spare button on front for user's use ★ at £239.50 + VAT carriage free.

## C8800 2m FM Mobile

The C8800 is a matching unit to the C7800 with the same features covering the 2m band in 5 or 25kHz steps (this is switchable from the rear panel). S20 and S22 are pre-programmed and available at a touch of a button, the unit has a 3 position RF gain to attenuate strong signals such as repeaters. Provision is made for two repeater offsets (600 kHz is fitted as standard) at £219.50 + VAT carriage free.



**C432 hand held UHF 2.2 Watt** this unit has 6 channels capability and is supplied with 433.200 and 433.500, tone burst, carry case and carrying strap. The performance of this is excellent outperforming its rivals at £169.50 + VAT carriage free.

**C146G hand held 2M 2.2W hand held.** This new unit replaces the C146A offering 6 channels with 2 or .2 watt output power. The unit is supplied with S20, belt strap, tone burst and carrying strap at £109.50 + VAT carriage free.

**A FULL RANGE OF ACCESSORIES ARE AVAILABLE FOR BOTH MODELS**

SEND STAMPED ADDRESSED ENVELOPE FOR FURTHER INFORMATION ON OUR RANGE.


**400 EDGWARE RD, LONDON W2**

01-723 5521 Tlx. 298765 G  
Nearest tube station Edgware Rd.  
Nearest Main Line Paddington.

**PART EXCHANGE OR HP WELCOME**








# DATONG ELECTRONICS LIMITED

## IMPROVE YOUR DX POTENTIAL!

Datong RF Speech Clippers add "punch" to your speech signal and help you get through where otherwise you wouldn't. Their low-distortion R.F. clipping technique helps in two ways.



Model A.S.P.



Firstly it allows your transmitter to radiate more useful average power and secondly it improves the intelligibility of your speech in difficult conditions.

The renowned fully automatic R.F. clipper MODEL ASP is now joined by a new manually operated R.F. clipper MODEL D75. This supersedes our original manually controlled unit, MODEL RFC, and offers the following additional features:

- Input monitor LED – lights when clipping is between 0 and 20 db.
- Power-on LED
- Low/High input impedance selector
- Stylish appearance to blend with any rig

Remember: all Datong R.F. clippers connect in series with your microphone. No internal connections are required. For R.F. clipping at minimal cost our MODEL RFC/M is still available. MODEL RFC/M is a fully assembled and tested R.F. clipper in PCB module form. You provide controls, case and power source.

Data sheets on all three R.F. clippers, including the new MODEL D75, are available on request. Price: Model D.75 £49.00 plus VAT (£56.35 total), Model A.S.P. £69.00 plus VAT (£79.35 total).




Model D75

## MORSE TUTOR

Morse Tutor has a calibrated speed control plus, and this is vital, a separately adjustable delay between letters.

Start at, for example, 12 words per minute but with a two second delay and just reduce the delay as you improve. It delivers five character groups of letters, numbers, or both together. The sequence is random so the supply is unlimited!

All this plus portability, built-in loudspeaker, personal earpiece and key jack. Only £43.00 plus VAT (15%), inclusive price £49.45. Full data sheet free on request.



## MODEL UC/1 UP CONVERTER

If you already own a good quality ten-metre or two-metre receiver or transceiver you are only £118 away from a really high performance general coverage receiver. Just add the magic ingredient, MODEL UC/1 from DATONG!

You get full coverage in thirty synthesised 1 MHz segments from 60kHz (Rugby MSF) to 30MHz, at high sensitivity and with all the facilities and high performance of your existing rig!

For good measure UC/1 also adds two-metre coverage to ten-metre receivers. Price: £119.00 plus VAT (£136.85 total).

## MODEL FL1

Frequency

Agile


Audio

Filter

AS REVIEWED IN AUGUST ISSUES OF "GST" and "73"

A versatile add-on unit for communications receivers which helps to extract wanted signals from background interference. It connects in series with the loudspeaker or headphones. The effect is similar to "I.F. pass-band tuning" for SBB/ or RTTY reception, and bandwidth down to 20Hz (with limited a.f.c.) gives an amazing capability for pulling weak CW stations out of the QRM. Model FL1 is unique in being able to tune itself when notching out unwanted whistles.

Price: £59.00 plus VAT (£67.85 total).




## MODEL AD170 ACTIVE ANTENNA

For sensitive reception right through from MSF at 60 kHz to Band 1 TV DX around 50 MHz,

without the need for an antennae farm, MODEL AD170 has no adjustments and needs no external tuning units.

Although only three metres long, MODEL AD170 has the same directional properties as a full size dipole, even at 60 kHz.

Price: £33.00 plus VAT (£37.95 total). Special price complete with mains power unit: £37.00 plus VAT (£42.55 total).



NEW SHORT FORM CATALOGUE AVAILABLE FREE ON REQUEST (QUOTE REF. RC12)

ALL PRICES QUOTED INCLUDE POST & PACKING

If you wonder how our products blend into a station, October's Rad. Com. gives some nice examples, out of the 7 photographs of members shacks, 4 show Datong equipment in use – (three FL1's, two RFC's and a UC/1)

# DATONG ELECTRONICS LIMITED

Spence Mills, Mill Lane, Bramley, Leeds LS13 3HE, England. Telephone: (0532) 552461



# South Midlands

WISHING ALL RADIO AMATEURS



The "Z" series is base station design at its best, a no compromise, go anywhere unit of the highest quality. The FT101ZD is an all new design using today's technology backed with the 101 name — The name of the world's most popular amateur transceiver.

A remarkable list of accessories is available to complement the FT101ZD, part (reading from left to right) is shown below. The FTV901 transverter, a single box covering 70, 144 and 432MHz, repeater shifts Oscar etc; the FV901DM external VFO — 40 memory channels  $\pm 50$ Hz stability AWU; the FT101ZD itself; the YO901 monitor scope which in addition to AF, TX and RF  $\Delta$  monitor provides panoramic (spectrum analyser) facilities 1, 10, 100 kHz cms; the FC901 Antenna tuner and power/SWR meter; the SP901P external speaker with phone patch (normal speaker SP901) available. Not shown is the YR901 morse/RTTY decoder/interface, the YVM-1 video display unit or the FL2100Z linear amplifier.

## FT101ZD TOP PERFORMANCE BASE STATION DESIGN FT101Z


Analogue Readout Version  
**£575 + VAT, £661.25 inc.**

## FT101ZD

Digital & Analogue Readout  
**£500 + VAT, £575 inc.**

Prices include 2 year Guarantee  
and Securicor Delivery.

- ★ 160-10 metres plus WWV plus auxiliary.
  - ★ Variable IF bandwidth 2.4kHz down to 300Hz.
  - ★ 8 pole filters for razor edge selectivity.
  - ★ Selectable CW fixed bandwidth CW-W and CW-N\*
  - ★ Semi-break in with sidetone for excellent CW.
  - ★ Digital  $\pm$  plus analogue frequency displays.
  - ★ 6146B PA's with 6dB of negative feedback.
  - ★ 180W PIP and — 31dB 3rd order intermod.
  - ★ RF speed processor fitted — adjustable level.
  - ★ VOX built in and is adjustable from the front panel.
  - ★ Wide dynamic range for big signal handling.
  - ★ High usable sensitivity, for those weak ones.
  - ★ Superb noise blanker — adjustable threshold.
  - ★ Attenuator; 0-10-20dB, front panel switch.
  - ★ AGC; slow-fast-off, front panel switchable.
  - ★ Clarifier (RIT) switchable on TX, RX or both.
  - ★ Diecast front panel and heavy duty case.
  - ★ Heater switch for battery conservation.
  - ★ Low level transverter drive output facility.
  - ★ Ergonomic design and position of controls.
  - ★ Universal power supply 110-234V AC and 12V DC\*.
  - ★ Int/Ext VFO and 2 crystal control frequency.
  - ★ 345W x 157H x 326D mm and 15kg.
- $\pm$  options on Z. \* option on Z and ZD.



## SOUTH MIDLANDS COMMUNICATIONS LIMITED

OSBORNE ROAD, TOTTEN,  
SOUTHAMPTON SO4 4DN  
9-5.30 Mon-Fri 9-1.30 Sat.



Head Office, Showrooms  
Cables: Aerial Southampton  
Telex: 477351 SMCOMM G  
Tel: Totton (0703) 867333

AGENTS STOCK AND SALES			
G3ZUL	Brian	Stourbridge	(03843) 5917
G13KDR	John	Bangor	(0247) 55162
GMBGEC	Jack	Edinburgh	(031665) 2420
G13WVWY	Mervyn	Tandragee	(0762) 840656
GW3TMP	Howarth	Pontybodkin	(035287) 846/324
GW4GSW	Alan	Swansea	(0792) 24140

# Communications Ltd




**A VERY HAPPY CHRISTMAS**

## SMC ARE YAESU MUSEN UK DISTRIBUTORS

**PROVIDING THE BEST RANGE OF ADVANCED COMMUNICATIONS EQUIPMENT**

**REMEMBER:** When you buy from SMC, you have the assurance of dealing direct with the importer, with the spares and service back-up, free Securicor delivery and a Two-Year Guarantee on New Yaesu\*, convenience of using Access and Visa, the speedy arrangement of Hire Purchase and a whole host of benefits you do not think about—until you need help

In addition to offering an enormous range of major communications equipment, masts and antennas SMC are proud to be your single stop source for all those necessary but often hard to get accessories. Why not call us for details of our range, or better still call in to inspect our wares — personal callers are welcome at any branch.



### KDK FM2016E 2m FM DIGITAL SYNTHESIZED TRANSCEIVER

**£240** inc. VAT at 15% (£208.70 + VAT)

**SEE ONE TODAY AND BE CONVINCED.**

The KDK FM2016E is a compact 12V DC 144MHz FM Transceiver for mobile or base use. Rx 144.000-148.995MHz and Tx 144.000-145.995MHz by using the latest CMOS digital PLL circuitry. An electronic memory (COSMOS RAM) allows any four of the 1000 channels to be written-in at a flick of a switch. The memory may be

scanned seeking empty or occupied channels, the scan hold allows transmission immediately the scanner stops. The mode switch provides for normal 600kHz repeater operation and allows split operation between the memory channels. Lack of space precludes a more detailed description but a full colour brochure is available for the asking.

## BARGAINS

All items are subject to availability, ex-demo models and other items may be available. Please phone for details.

MODEL		LIST	SPECIAL	MODEL		LIST	SPECIAL
FT101E	Tx/Rx 10-160M 240+ 12V	£592.25	£499.00	DC75B	DC PSU for FT75B	50.02	45.00
FT101EE	E less RF processor	578.45	459.00	FT301	10-160M Tx/Rx 100W	£592.25	£470.00
FT101EX	EE less inverter etc	541.65	429.00	FT301D	As 301 but Digital	676.20	575.00
FV101B	External VFO	98.33	78.00	FT301S	10-160M Tx/Rx 10W	454.25	405.00
YO100	Monitorscope	166.75	125.00	FT301SD	As 301S but Digital	607.20	475.00
YO101	Monitorscope	194.93	175.00	FP301D	Power Supply 20A at 12V	187.88	145.00
YC601	Digital readout	129.95	97.00	FC301	Antenna Tuner	124.20	110.00
YC601B	Digital readout	154.68	135.00	LL301	Phone Patch	33.93	30.00
FTV250	2m Transverter	212.78	149.00	FV301	External VFO	98.90	69.00
YC221	Digital readout	83.87	50.00	YO301	Monitorscope	192.05	163.00
FT223	23 channel 10W FM 2m	160.42	150.00	FR101D	Deluxe Rx 160-10+2+4M+BC	603.75	545.00
FT224	23 channel 10W FM 2m	169.62	145.00	FR101S	Standard Rx 160-10M	454.25	410.00
FL110	HF 100W PEP Linear	149.50	119.00	FR101DD	Digital Deluxe	707.25	635.00
FT75B	8-10M VXO Tx/Rx	201.25	180.00	FR101DS	Digital Standard	592.25	535.00
FP75B	AC PSU for FT75B	50.02	45.00	FL101	10-160Tx	500.25	450.00
				FL101(P)	FL101 with processor	547.98	490.00

**WRITE OR PHONE FOR FREE YAESU CATALOGUE, SMC STOCK PRICE LIST, ETC.**

### SMC (Jack Tweedy) LTD

Roger Baines, G3YBO  
79 Chatsworth Road,  
Chesterfield, Derby  
Tel: Chesterfield (0246) 34982  
9-5 Tuesday-Saturday

### NORTHERN (Leeds) BRANCH

Colin Thomas, G3PMS  
257 Otley Road  
Leeds 16, Yorkshire  
Tel: Leeds (0532) 782326  
9-5 Monday-Wednesday & Friday-Saturday

### SMC (Jack Tweedy) LTD

Jack Tweedy, G3ZY  
150 Horncastle Road  
Woodhall Spa, Lincs  
Tel: Woodhall Spa (0526) 52793  
9-5 Tuesday-Saturday (+ appoint.)





**FOR QUALITY CRYSTALS—AT COMPETITIVE PRICES**  
**POPULAR FREQUENCIES IN STOCK**  
**MADE TO ORDER 10 kHz to 225 MHz**

QSL leads the field in supplying crystals world wide to major communications companies, broadcasting authorities and posts and telecommunications administrations. As a result we can supply the amateur with a high quality, competitively priced product over a frequency range from 10 kHz to 225 MHz. Get the power of the professionals in crystal supply behind you!

**2 METRE STOCK CRYSTALS.** Price £1.83 for one crystal. £1.74 crystal

	HC6/U 30pF TX	HC6/U 30pF TX	HC25/U 30pF and 40pF TX	HC25/U 20pF and 30pF RX	HC25/U 25pF and 20pF TX	HC6 & 25-U SR RX
R0	4.0277	8.0555	12.0833	14.9888	18.1250	44.9666
R1	4.0284	8.0569	12.0854	14.9916	18.1281	44.9750
R2	4.0291	8.0583	12.0875	14.9944	18.1312	44.9833
R3	4.0298	8.0597	12.0895	14.9972	18.1343	44.9916
R4	4.0305	8.0611	12.0916	15.0000	18.1375	45.0000
R5	4.0312	8.0625	12.0937	15.0027	18.1406	45.0083
R6	4.0319	8.0638	12.0958	15.0055	18.1437	45.0166
R7	4.0326	8.0652	12.0979	15.0083	18.1468	45.0250
S10	—	—	12.1041	14.9500	18.1562	44.8500*
S15	—	—	12.1145	14.9638	18.1718	44.8916*
S16	—	—	12.1167	14.9667	18.1750	44.9000*
S17	—	—	12.1187	14.9694	18.1781	44.9083*
S18	—	—	12.1208	14.9722	18.1812	44.9166*
S19	—	—	12.1229	14.9750	18.1843	44.9250*
S20	4.0416	8.0833	12.1250	14.9777	18.1875	44.9333
S21	4.0423	8.0847	12.1270	14.9805	18.1906	44.9416
S22	4.0430	8.0861	12.1291	14.9833	18.1937	44.9500
S23	4.0437	8.0875	12.1312	14.9861	18.1968	44.9583

SR = Series Resonance \*HC25 only

Also in stock: R0 to R7 for FT221, R0 to R7 and S10, S15 to S23 for following: Belcom FS1007, FDK TM56, Multi 11 Quartz 16 and Multi 7, Icom IC2F, 21, 22A and 215, Trio Kenwood 2200, 7200, Uniden 2030 and Yaesu FT2FB, FT2 Auto, FT224, FT223 and FT202.

Also in stock 4 and 8 MHz TX in HC6/U for 145.8 MHz. Icom crystals TX for 145.6 MHz (RRO), 44 MHz RX crystals in HC6 and HC25 for 145.8 and 145 (RRO) and HC6 only for 145.475 MHz (S19). All at above price.

**4 METRE CRYSTALS** for 70.26 MHz in HC6/U at £2.25. TX 8.78250 MHz. RX 6.7466 or 29.78 MHz in stock.

**70m CRYSTALS** in stock 8.0222 and 12.0333 in HC6 £1.85. Pye Pocketfone PF1, PF2, PF70 and Wood and Douglas £4.50 a pair or TX £2.25, RX £2.50, SU8 (433.2) RBO, RB2, RB4, RB6, RB10, RB11, RB13 and RB14.

**CONVERTER CRYSTALS** in HC18 U at £2.85. In stock 38,666, 42,000, 70,000, 96,000, 101,000, 101,500, 105,666 and 116,000 MHz.

**TONE BURST AND I.F. CRYSTALS** in HC18 U at £2.25 in stock. 7.168 MHz for 1750 kHz and 10.245 MHz for 10.7 MHz IF's.

**FREQUENCY STANDARDS** in stock £2.75, HC6 200 kHz, 455 kHz, 1000 kHz, 5.000 MHz and 10.000 MHz. HC13 100 kHz, HC18 1000 kHz, 7.000 MHz, 10.700 MHz, 48.000 MHz and 100.00 MHz.

PRICES ARE EX VAT. PLEASE ADD 15%.

**MADE TO ORDER CRYSTALS SINGLE UNIT PRICING**

	Price Group	Adjustment Tolerance ppm	Frequency Ranges	Price and Delivery A B
Fundamentals	1	200 (total)	10 to 19.999 kHz	— £23.00
	2	200 (total)	20 to 29.999 kHz	— £16.50
	3	200 (total)	30 to 99.999 kHz	— £10.50
	4	200 (total)	100 to 999.999 kHz	— £6.00
	5	50	1.00 to 1.499 MHz	£9.00 £6.00
	6	10	1.50 to 1.999 MHz	£4.75 £4.20
	7	10	2.00 to 2.599 MHz	£4.75 £4.00
	8	10	2.60 to 3.999 MHz	£4.55 £3.70
	9	10	4.00 to 20.999 MHz	£4.55 £3.60
	10	10	21.00 to 24.000 MHz	£6.00 £5.40
3rd OVT	11	10	21.00 to 59.999 MHz	£4.55 £3.60
5th OVT	12	10	60.00 to 99.999 MHz	£5.00 £4.00
5th, 7th & 9th OVT	13	10	100.00 to 124.999 MHz	£6.15 £5.20
	14	20	125.00 to 149.999 MHz	— £6.00
	15	20	150.00 to 225.00 MHz	— £7.50

Unless otherwise requested fundamentals will be supplied with 30pF load capacity and overtones for series resonance operation.

**HOLDERS** — Please specify when ordering — 10 to 200 kHz HC13/U, 170 kHz to 170 MHz HC6 or HC33-U, 4 to 225 MHz, HC18 and HC25.

**DELIVERY.** Column A 3 to 4 weeks (this service is subject to availability), Column B 6 to 8 weeks.

Please note that it is not always possible to provide the A delivery service but a telephone call will confirm its availability. Any orders received for A delivery when it is not available will automatically be placed on B delivery and a credit note issued for the difference in price.

**DISCOUNTS.** 5% mixed frequency discount for 5 or more crystals at B delivery. Price on application for 10 or more crystals to same frequency specification. Special rates for bulk purchase schemes including FREE supply of crystals used in UK repeaters.

**EMERGENCY SERVICE SURCHARGES** (to be added to A delivery prices). 4 working days £8, 6 working days £6, 8 working days £4, 13 working days £3 (maximum of 5 crystals on 4 day delivery).

**CRYSTAL SOCKETS** HC6 U and HC25 U 16p.

**MINIMUM ORDER CHARGE** £1.50.

**COMMERCIAL USERS.** Crystals can be supplied for MPU, industrial control, etc. in the range 4.21 MHz fundamental and 3rd OVT 18 to 60 MHz at £1.15 for 100 off. This is only a limited example of our capabilities. Please enquire about other quantities, frequency ranges, watch and sub-carrier crystals. We can supply crystals for marine and land mobile radio telephone use. Send for details.

**TERMS.** Cash with order, cheques and postal orders payable to QSL Ltd. All prices include postage to UK and Irish addresses. Please note Southern Irish cheques and postal orders are no longer acceptable. Please send bank draft in pounds Sterling.

**OVERSEAS DISTRIBUTORS**

West Germany, Austria and Benelux countries — SSB Electronic, Karl Arnold Str. 23, 5860 Iserlohn, West Germany.  
 Denmark — Asbjorn Jorgensen, Aabrinken 1, Tapdrup, DK800, Viborg, Denmark. Portugal — Sorubal SARL, Rua General Pimenta de Castro, 15-81, Lisboa 5, Portugal.  
 (Enquiries invited from companies in other countries.)

**QuartSLab** **MARKETING LTD**  
**P.O. Box 73**  
**Summit House**  
**London SE18 3LR**

Telephone: 01-690 4889 24 hr. Ansafone: Erith (03224) 30830  
 Telex: 912881 CWUKTX-G (Attention QUARTSLAB)  
 Cables: QUARTSLAB London SE18

**MAIL ORDER**

FROM  
THE COMMUNICATIONS  
CENTRE OF THE SOUTH

CALLERS WELCOME

**Telephone 0444 400786**

24 HR ANSWERING SERVICE

**Bredhurst**  
electronics  
THE HIGH STREET  
HANDCROSS, SUSSEX

**HF RECEIVERS**

THE YAESU  
**FRG7**  
only **£215** inc. VAT  
& carriage

This Receiver offers high stability, high sensitivity and general performance that has made it almost the 'standard' receiver for amateur and short wave enthusiasts.

Also in stock

LOWE SRX30 Gen Cov	£178.00
TRIO R1000 Gen Cov DIG readout	£299.00
YAESU FRG7000 Gen Cov DIG readout	£372.00

**2 METRE HANDHELD TRANSCEIVERS**

TRIO TR2300  
IDEAL FOR PORTABLE,  
MOBILE OR HOME USE  
**£199** inc. VAT &  
Carriage

A fully synthesised 25kHz spaced rig offering full band coverage, digital readout of frequency and auto tone burst. The excellent 1 watt transmitter and very sensitive receiver make this rig excellent value for money and comes complete with case, charger, power lead etc.

Also in stock

FDK Palm 2	£99.00
YAESU FT 202R	£119.00
FDK Palm Sizer	£149.00
AOR AR240	£165.00
YAESU FT207R	£199.00
TRIO TR2400	£235.00

**MICROWAVE MODULES**(70p  
carriage)

MMA 144.2M Preamp	£14.90
MMC 144/28 Converter	£21.85
MMC 432/144 Converter	£29.90
MMC 432/28 Converter	£29.90

**ROTATORS**

STOLLE 2050 (Light VHF)	£42.50
9502 (Med VHF)	£51.75
AR40 (Med VHF)	£54.75
KR400 (Med H.F.)	£105.00

**MARINE RECEIVERS**

SR11 VHF  
Receiver  
ONLY **£87** inc VAT  
& carriage

6 Channel Scanning + Tunable 156-162 MHz

The SR11 is a self-contained VHF Monitor Receiver suitable for use at home or mounted in a car or boat using the bracket supplied. It requires only a 12V supply. The automatic scanning of up to six crystal controlled channels is ideal for continuous monitoring of the important services whilst the VFO allows you to listen to the complete band.

Also in stock

SEARCH 9 VFO & 11 ch	£59.00
FDK TM56B 12 fixed 4 scan	£115.00
Belcon AMR 217B 10 fixed 8 scan	£120.00

**2 METRE RECEIVERS**

FDK TM56B  
Monitor Receiver

12 fixed + 4 scanning  
channels

This receiver is designed for use as either a base station or incorporating a 240v ac supply or as mobile monitor in a car or boat. The four scanning crystal channels can continuously monitor priority channels and immediately lock onto any signal. The rig comes complete with mobile mounting brkt, hardware, power lead etc.

**£105** inc. VAT  
& carriage

Also in stock

SEARCH 9 VFO & 11 ch	£59.00
BELCON AMR 217B	£120.00

**ACCESSORIES**(70p  
carriage)

CL22 SWL A.T.V.	£16.95
Ringo Ranger Vert. Antenna 2m Marine	£25.00
HF6 5 Band Vert. HF Antenna	£41.40
YAESU QTR 24 World Clock	£18.40
YAESU YM55 Headphones	£10.00
All Jaybeam Antenna	EP. O. A.
All A.S.P. Mobie Antenna	EP. O. A.

**SPECIAL OFFER**

12v 3A cont. power supply	£19.50
12v 750mA cont. power supply	£12.00

For any of the above items — simply write enclosing a cheque or phone your credit card no. for same day despatch to —

ACCESS • PART EXCHANGE  
BARCLAYCARD • INSTANT H.P.

**BREDHURST ELECTRONICS**  
THE HIGH STREET  
HANDCROSS, SUSSEX  
Telephone 0444 400786

# P.M. ELECTRONIC SERVICES

## PROFESSIONAL COMPLETE CRYSTAL SERVICE AMATEUR

Prices shown exclude VAT — UK Customers please add 15%.

### TWO METRE — CRYSTAL RANGE

CRYSTAL FREQUENCY RANGE USE (Tx or Rx) and HOLDER	4 MHz TX HC6/U	6 MHz TX-HC25/U	8 MHz TX-HC6/U	10 MHz RX-HC6/U	11 MHz RX-HC6/U	12 MHz TX-HC25/U	14 MHz RX-HC25/U	18 MHz TX-HC25/U	36 MHz TX-HC6 & 25/U	44 MHz RX-HC6/U	44 MHz RX-HC25/U	48 MHz TX-HC6 & 25/U	52 MHz RX-HC25/U	72 MHz TX-HC25/U
144.4 (433.2)	b													
144.480	e													
144.800	e													
144.850	e													
145.000/ROT	e													
145.025/R1T	e													
145.050/R2T	e													
145.075/R3T	e													
145.100/R4T	e													
145.125/R5T	e													
145.150/R6T	e													
145.175/R7T	e													
145.200/R8T	e													
145.300/S12	e													
145.350/S14	e													
145.400/S16	e													
145.425/S17	e													
145.450/S18	e													
145.475/S19	e													
145.500/S20	e													
145.525/S21	e													
145.550/S22	e													
145.575/S23	e													
145.600/R0R	e													
145.625/R1R	e													
145.650/R2R	e													
145.675/R3R	e													
145.700/R4R	e													
145.725/R5R	e													
145.750/R6R	e													
145.775/R7R	e													
145.800/R8R	e													
145.950/S38	e													

**S18 and S19 are now added to our stock range**

PRICES: (a) £1.95; (b) £2.32; (c) £2.80; (e) £3.94.

AVAILABILITY: (a), (b), (c) stock items, normally available by return (we have over 5000 items in stock). (e) 4/6 weeks normally but it is quite possible we could be able to supply from stock.

N.B. Frequencies as listed above but in alternative holders and/or non stock loads are available as per code (e).

ORDERING. When ordering please quote (1) Channel; (2) Crystal frequency; (3) Holder; (4) Circuit conditions (load in pf). If you cannot give these, please give make and model of equipment and channel or output frequency required and we will advise if we have details.

JAPANESE AND AMERICAN EQUIPMENT We can supply crystals for YAESU (FT2F, FT2 Auto, FT224), most of the ICOM range and the TRIO-KENWOOD range. We can also supply from stock crystals for the HEATHKIT HW202 and HW17A.

### CRYSTALS FOR BRITISH 70CM CHANNELS

Due to the much higher multiplication involved (3 times that on 2m.) all our stock 70cm. crystals are now to much closer tolerances than our standard amateur range.

We are stocking the following channels R80 (434.60/432.00), R82 (434.66/433.05), R84 (434.70/433.10), R86 (434.75/433.15), S88 (433.20), R810 (434.85/433.25), R814 (434.95/433.35), S818 (433.45) and S820 (433.50) — TX and RX for use with: PYE UHF Westminster (W15U), UHF Cambridge (U10B), Pocketfone (PF1) and STORNO COL/CQM 662 all at £2.32. For the U450L Base Station we have the Tx crystals for all the above channels. The Rx crystals for the U450L Base Station, together with the TX and RX crystals for the remaining SU channels (SU12 — 433.30-RTTY, SU16 — 433.40 and SU22 — 433.55) for all the above equipments are available at £3.94 to Amateur Spec. or £4.64 to same spec. as stock items. Delivery approx. 4/6 weeks.

#### 4M. CRYSTALS FOR 70.26 MHz — HC6/U

TX 8.7825 MHz and RX 6.7466 MHz or 29.780 MHz £2.32.

10.245 MHz 'ALTERNATIVE' IF CRYSTALS £2.32. For use in Pye and other equipment with 10.7 MHz and 455 kHz IF's to get rid of the "birdy" just above 145.0 MHz in HC6/U, HC18/U and HC25/U.

CRYSTAL SOCKETS — HC6/U, HC13/U and HC25/U (Low loss) 16p each (18p) + 10p p&p per order (p&p free if ordered with crystals).

#### CONVERTER/TRANSVERTER CRYSTALS — HC18/U

All at £3.00, 38.6666 MHz (144/28), 42 MHz (70/28), 58 MHz (144/28), 70 MHz (144/4), 71 MHz (144/2), 95 MHz (342/52), 96 MHz (1,296/432/144), 101 MHz (432/28), 101.50 MHz (434/28), 105.6666 MHz (1,296/28) and 116 MHz (144/28).

#### TEST EQUIPMENT FREQUENCY STANDARD CRYSTALS

100 kHz in HC13/U and 100 kHz in HC13/U and 200 kHz and 455 kHz in HC6/U, £2.95.

1 MHz and 5 MHz in HC6/U and 10 MHz and 10.7 MHz in HC6/U and HC25/U, £2.80 (£3.02).

#### ANZAC MD-108 DOUBLE BALANCED MIXER

5-500 MHz supplied with full details for only £5.95.

#### EXPRESS SERVICES

Many types made to order crystals are available on our EXPRESS SERVICE with a delivery of three days on our class "A" service. Telephone or Telex for details.

TERMS: CASH WITH ORDER — MAIL ORDER ONLY — S.A.E. WITH ALL ENQUIRIES — PRICES INCLUDE P.&P. (BRITISH ISLES) EXCEPT WHERE STATED — OVERSEAS CHARGED AT COST.

#### CRYSTALS MANUFACTURED TO YOUR SPECIFIC REQUIREMENTS

Prices shown are for one off, to our amateur spec., closer tolerances are available, please send us details of your requirements.

##### A. Low frequency fundamentals in HC13/U or HC6/U

Adj. tol. ± 50ppm, Temp. tol. ± 100ppm 0 to +70°C.  
 6.0 to 19.999 kHz £28.12 (£31.63) 80 to 99.999 kHz ... £7.30 (£8.21)  
 20 to 29.999 kHz £17.75 (£19.97) 100 to 149.99 kHz ... £6.68 (£7.51)  
 30 to 59.999 kHz £15.61 (£17.45) 150 to 499.99 kHz ... £6.20 (£6.99)  
 60 to 79.999 kHz £12.41 (£13.19) 500 to 799.99 kHz ... £7.30 (£8.21)

##### B. High frequency fundamentals/overtones in HC6/U, HC18/U or HC25/U

Adj. tol. ± 20 ppm, Temp. tol. ± 30 ppm — 10 to +60°C  
 \*800 to 999.9 kHz (fund) ... £9.50 \*25 to 30 MHz (fund) ... £7.56  
 \*1.0 to 1.499 MHz (fund) ... £9.45 \*15 to 20.99 MHz (30/T) ... £4.72  
 \*1.5 to 2.599 MHz (fund) ... £4.21 \*21 to 62.99 MHz (30/T) ... £3.94  
 \*2.6 to 20.99 MHz (fund) ... £3.94 \*60 to 105 MHz (50/T) ... £4.53  
 \*3.4 to 3.999 MHz (fund) ... £5.43 \*105 to 125 MHz (50/T) ... £7.09  
 \*4.0 to 5.999 MHz (fund) ... £4.21 \*125 to 180 MHz (0/T) ... £6.48  
 \*6.0 to 20.99 MHz (fund) ... £3.94 \*180 to 25 MHz (0/T) ... £10.64  
 \*21 to 24.99 MHz (fund) ... £6.14


Delivery \* Normally 4/6 weeks (express available), all other frequencies 6/8 weeks. Holders: Low frequencies HC13/U or HC6/U dependent on frequency. High frequencies are available in HC6/U, HC18/U or HC25/U unless marked \* only available in HC6/U or \* only available in HC18/U and HC25/U, HC17/U (replacement for FT 243) and HC33/U (wire end HC6/U) available as per HC6/U above at 25p extra on HC6/U price. Unless otherwise specified, fundamentals will be supplied to 30pf circuit conditions and overtones to series resonance.

**2 ALEXANDER DRIVE, HESWALL, WIRRAL, MERSEYSIDE L61 6XT**  
**Tel: 051-342 4443. Cables: CRYSTAL BIRKENHEAD. Telex: 627371**

# New From Barmeco

Introducing a new 3 element H.F. Tribanda with proven performance and reliability.

## THE WORLD RANGER TRIBANDER



Designed, engineered and manufactured in the U.K. Use of high quality materials ensures high electrical stability under all weather conditions with exceptional mechanical rigidity and strength. All traps are high grade P.T.F.E. formers with insulated windings.

### Specification:

Frequency	10, 15 & 20 metres
Impedance	52 ohms
R.F. Power (max.)	1 kW (AM) 2 kW (PEP)
VSWR (at resonance)	Less than 2.0:1
Forward gain	up to 8.0 db
Front-to-Back Ratio	25 db
Mast Diameter	31.75mm to 41.30 mm
Wind Survival	80 mph
Turning Radius	14' - 10"
Longest element	26' 0"
Boom length	12' 0"
Net Weight	21 lbs.

**£132.50** plus carriage @ **£3.50**.

High quality 50 ohm coaxial cable available @ **50p** per metre

Balun available separately at **£12.50** each

All items subject to current VAT.

### COMING SOON:

A range of HF Monobanders and a 2 metre base station vertical.

Orders to:

**BARNET METAL CAR AND CO. LIMITED,**  
Tewin Road, Welwyn Garden City, Hertfordshire.

Telephone: Welwyn Garden City 24327

Telex: 28125. Cable: BARMECO

# S.E.M.

P.O. BOX 6, CASTLETOWN, ISLE OF MAN Tel: MAROWN (0624) 851277

**NEW SENTINEL 2 METRE POWER AMPLIFIER/PRE-AMPLIFIERS.** The secret of our new range is the very latest technique of PRINTED AIRLINES — these give lower losses and thus higher gain than other inductances, e.g. strip lines. They are used with the latest CQ (controlled Q) transistors. All feature straight through switching when OFF, a transistor bias circuit, rather than the usual diode, for better linearity and use on any mode. An R.F. switch which operates at .1 Watt with a delay for SSB use and a socket for direct operation from the transceiver. Connectors are SO239s.

**NEW SENTINEL 100 2 METRE POWER/PRE-AMPLIFIER TRANSMIT.** 8 times power gain. e.g. 12W IN — 96W OUT. Linear amplifier for use on all modes. Size only 6½" x 4" front panel, 3" deep, plus heatsink on the back.  
**RECEIVE.** Same pre-amp as the Sentinel and Sentinel Auto 2 metre. See below for its performance. Price: £126.50.

**NEW SENTINEL 30 2 METRE POWER/PRE-AMPLIFIER TRANSMIT.** 10 times power gain e.g. 3W IN — 30W OUT. All modes. Size only 6" x 2½" front panel, 4½" deep.  
**RECEIVE.** Uses the same well known circuit as our Sentinel range of 2 metre pre-amps. Read all about the performance below. Price: £60.00

**NEW SENTINEL 40 2 METRE POWER/PRE-AMPLIFIER** This is our re-designed 4 times power gain unit. e.g. 12W IN — 48W OUT. Size: 6" x 2½" front panel, 4½" deep. Price: £66.70 ex stock.

## SENTINEL 2 METRE PRE-AMPLIFIERS

The 2 metre units use a neutralised J. FET circuit rather than the more common MOSFET or grounded gate J FET. This gives lower noise figures and higher gain. We select the J FETs for a 1dB noise figure and 18dB gain.

The noise figure of 2 metre receivers is usually 7-8dB and to overcome this noise we find the 18dB is necessary. We use 18 s.w.g. (1.22 mm) air spaced coils for high Q. These are both efficient and selective.

We have three models for your choice.

### 1. SENTINEL AUTO 2 METRE PRE-AMPLIFIER

For connection straight into the aerial lead and the r.f. switch changes over automatically between transmit and receive on any mode. See above for more detail. 12V nominal. Size: 1½" x 2½" x 4". Price: £17.83\* ex stock. 70 cm version £20.90\* ex stock.

### 2. PA5 AUTOMATIC 2 METRE PRE-AMPLIFIER

Same as the Sentinel Auto but for 240V mains operations in a pretty little case. Size: 3¼" x 6½" front panel, 2½" deep. SO239 sockets. Price: £28.75 ex stock.

### 3. SENTINEL STANDARD 2 METRE PRE-AMPLIFIER

Same performance as the Sentinel Auto but no r.f. switching. Price: £13.22\* ex stock. 70 cms version £20.90\* ex stock.

### PA3 DUAL GATE MOSFET 2 METRE PRE-AMPLIFIER

Mini 2 metre pre-amp. Size 1 cubic inch to fit inside transceivers. N.F. 2dB gain 18dB. 9-15V. £8.00 ex stock. 70 cm version £10.00 ex stock.

### S.E.M. Z MATCH

This circuit is generally accepted as being the most VERSATILE transmatch system.

The updated unit uses much more reliable slow motion drives, which make adjustment and re-setting easy. It will match aerials of 15-5000 Ohms, to your equipment. BALANCED or UNBALANCED at up to 1kW. SO239 and 4 mm terminals for co-ax or wire aerials, both end fed and open wire. Ex stock. Price: £45.00.

### SENTINEL H.F. WIDEBAND PRE-AMPLIFIERS

2-40MHz, 15dB gain. Ideal units for pepping up receivers on 15 and 10, for OSCAR reception and as an ACTIVE AERIAL. 9-12V supply. Size: 2½" x 1½" x 3". We make the following two versions:

### SENTINEL STANDARD H.F. PRE-AMPLIFIERS

Performance as above. £10.00\* ex stock.

### SENTINEL AUTO H.F. PRE-AMPLIFIERS

Same performance as above with a change over relay operated by your transceiver relay for direct connection in your aerial co-ax. £14.95\* ex stock.

### S.E.M. FORWARD/REFLECTED POWER METER

F.S.D. 500W ½ scale 100W 1/10th scale 1W. 1-30 MHz. Separate pick up unit £29.17 ex stock.

### S.E.M. EUROPA C 2 METRE TRANSVERTER

200W input. 2dB N.F. Plugs straight into Yaesu equipment for any mode 2 metre use. £126.65. Repeater shift £12.80. CPS 10 for use with other equipment, £57.57 ex stock.

### CONVERTERS

SENTINEL 2 metre converters: 1Fs, 28-30MHz, 4-6MHz, 2-4MHz. 2dB N.F. 30dB gain. £23.00 ex stock.

SENTINEL X 2 metre converters — same as above with internal mains supply — £26.50 ex stock.

SEM 70 70 cms to 2 metres — £23.00.

SENTINEL TOP BAND CONVERTER — £20.80.

Prices include VAT and delivery. \* Belling Lee sockets standard, SO239s £1.73 extra. 12 months guarantee. To order: C.W.O. or credit card. Phone your credit card number for same day service. Belling Lee Plugs 25p. PL259 plug and reducer 75p.

Need more info? Ring or write.





# NEW! ONLY FROM US!

## The HELISCAN Wall-to-Wall Aerial

A specially developed high-tensile receiving antenna giving superb results. Use it indoors or out — from wall-to-wall, from point-to-point, or even from pillar-to-post!

**SPECIAL OFFER**

The finest-value general-coverage synthesised communications receiver in its class.



**FRG-7**


**£ 199**

inc. VAT  
and Heliscan aerial.  
(plus £2.00 p&p)

**NOW AVAILABLE.** External digital display giving accurate frequency readout while still retaining the analogue facility. A **MUST** for the discerning FRG-7 owner.

**INTRODUCTORY PRICE—JUST £15.00**  
inc. VAT

**£ 49**  
inc. VAT  
(plus £1.00 p&p)



### AMATEUR RADIO EXCHANGE


2 Northfield Road, Ealing, London W13 9SY. Tel: 01-579 5311.

# Eddystone

The Leaders in Short Wave

at **SONIC SOUND AUDIO**  
BRITAIN'S No. 1  
AUDIO STORE

**SOLE UK RETAIL DISTRIBUTORS FOR EDDYSTONE.**



Sonic Sound, the premier home entertainment store have now added yet another big name in the field of sound equipment to further enhance their prestige in London's centre of the audio/visual and Hi-Fi field in Tottenham Court Road.

Eddystone, at the top of the tree since short wave began, have now appointed Sonic Sound Audio as sole retail distributors in the United Kingdom.

Anyone even contemplating purchasing short wave equipment, be they looking for the best possible available for their Embassy, press department or home use, should visit or contact Sonic where they will be able to view and listen to the most comprehensive range of the latest short wave equipment on the market today.

Listen and choose in comfort at Britain's most up-to-date air conditioned sound demonstration studios. Full ranges of Hi-Fi, Video equipment, In-car and portables, etc., from all leading manufacturers; B & O, Sanyo, Sony, Hitachi, Pioneer, J.V.C. ....



THE COMMUNICATION CENTRE

## SONIC SOUND AUDIO


248-256 TOTTENHAM COURT ROAD LONDON W1 TEL: 01-637 1908

# Eddystone

A Marconi Group Company.



# Optimum Performance with KW Ancillaries




**DECCA-KW E-ZEE MATCH**  
Antenna Tuner 10-80 metres, matches 50/75 ohm input to co-ax fed antenna's, also twin feeder and single wire systems.



**DECCA-KW107 SUPERMATCH**  
Antenna Tuning System Incorporates E-ZEE Match, SWR/RF power meter; Dummy Load; Antenna switch.  
**DECCA-KW109 SUPERMATCH**  
A high power version of the KW107 is available.



**DECCA-KW ANTENNA SWITCH.** Selects up to 3 Antennas. Low-insertion loss up to 200 MHz. 1kW p.e.p. rating.



**DECCA-KW BALUN Mk II**  
The Decca-KW Balun is broadband-3 to 30 MHz, rated up to 2 KW p.e.p. 1:1 Ratio 50 ohms "unbalanced" feed to "balanced" output. Water-proof moulded case. Suitable for Dipole and Beam Antenna.

**Amateur Radio Products, DECCA COMMUNICATIONS LTD.**  
Crampton Rd., Otford, Sevenoaks, Kent TN14 5EA  
Tel.: Sevenoaks (0732) 50911

Other KW Favourites—Decca KW Dummy Load, KW Traps (original and the best); KW Trap Dipoles; Stockist for HY-Gain beams and Verticals; CDR Rotators; Shure Microphones, etc. Write or phone for catalogue.

## SERVING RADIO AMATEURS WORLD-WIDE

### R. T. & I. ELECTRONICS LTD. where equipment is fully overhauled

EDDYSTONE EB35 Receiver ... ..	£100.00 (£3.00)
EDDYSTONE 830/7 Receiver ... ..	P.O.A.
EDDYSTONE 990S Receiver 230-870MHz, AM/FM	P.O.A.
EDDYSTONE 680X Receiver ... ..	£160.00 (£5.00)
EDDYSTONE EC10 Mk. 2 Receiver ... ..	£140.00 (£3.00)
G.E.C. RC410R Receiver 2-31 MHz ... ..	P.O.A.
G.E.C. RC411R Receiver 0.15-30MHz ... ..	P.O.A.
KW 202 Amateur Bands Receiver ... ..	£195.00 (£5.00)
KW Vespa with ACPSU. Amateur Bands Transmitter	£125.00 (£5.00)

We are MAIN DISTRIBUTORS for AVO, MEGGER, TAYLOR and SULLIVAN INSTRUMENTS

All types of AVOMETERS and MEGGERS normally in stock. Also accessories and spares.

NEW DIGITAL AVOMETER TYPE DA116 in stock — £106.90  
*Send for details.*

We also repair all types of instruments  
Trade and Educational enquiries invited

S. G. BROWN'S HEADPHONES. Type "F" 120 ohm, 2000 ohm, 4000 ohm, £14.50 (£1.00); Rubber Earpads for same, £1.32 per pr. (40p); Standard Jack plugs, 24p (12p).

**SINCLAIR EQUIPMENT**

DM235 Digital Multimeter ... ..	£49.80 (£1.50)
Carrying Case for DM235 ... ..	£8.50 (£1.00)
Mains Adaptor for DM235 ... ..	£3.50 (£1.00)
PDM35 Pocket Digital Multimeter ... ..	£29.95 (£1.00)
PFM200 Digital Frequency Meter ... ..	£49.80 (£1.00)
YAESU MUSEN FRG-7 Receiver in stock ... ..	£187.00 (£3.00)
YAESU MUSEN FRG-7 Digital in stock ... ..	£228.00 (£3.00)
YAESU MUSEN FRG-7000 Receiver ... ..	£324.00 (£4.00)

NOTE. 15% VAT must be added to TOTAL PRICE (including carriage and packing). This applies to NEW or USED equipment.

Carriage for England, Scotland and Wales shown in brackets. Terms: C.W.O., Approved Monthly Accounts, Hire Purchase and Part Exchange. Special facilities for export.

**HOURS—9.30 am - 5.30 pm MON-FRI. CLOSED SATURDAYS**

At R. T. & I.

- \* We have full H.P. facilities.
- \* Part exchanges are a pleasure.
- \* We purchase for cash.
- \* We offer a first-class overhaul service for your electronic equipment, whether you are an amateur or professional user.
- \* We have EASY PARKING facilities.
- \* We welcome your enquiries for specific items which although not advertised, may very well be in stock.

PARTRIDGE "JOYSTICK". New improved VFA, £22.44. JOYMATCH IIIB, £22.44. LD-2500, £28.62. JOYMATCH A.T.U. Kit, £9.71. A.T.U. Kit assembled, £11.50. Artificial earth and bandswitch, £9.71.

Note—Partridge prices include postage, packing and VAT.

**TRIO EQUIPMENT.**

New Trio R-300 Receiver, in stock, £164.00 (£3.00). All Bands with xtal calibrator.

SHURE MICROPHONES, 526, T £30.80 (£1.00); 444, £25.40 (£1.00); 401A, £13.00 (£1.00); 202, £12.00 (£1.00); 201, £11.40 (£1.00); 414A, £19.50 (£1.00); 414B, £19.50 (£1.00). Full details on request.

KEYNOTES, piano key mains connector units, £4.25 (40p). Trade enquiries welcome.

VALVES. Please state your requirements.

ADVANCE TEST EQUIPMENT — we are agents — your enquiries please.

TMK METERS: Model TP10S, £15.70. Model 500T-U-B, £28.90. Model TW20CB, £34.40. Model TP55N, £18.50. Model 700, £59.50. Post on any Meter, £1.50. Also in stock Leather cases for above.

MODEL 700B, £62.75. MODEL 3020E (Digital), £100.00. Full details on request. We also supply PHILLIPS & LABGEAR COLOUR TV TEST EQUIPMENT, including Colour Bar Generators, Cross Hatch Generators, Degaussing Coils, Oscilloscopes, CRT Testers, Transistor Testers, etc., etc.

KW EQUIPMENT: KW103, £23.00 (£1.50); KW107, £108.00 (£1.50); KWE-Z MATCH, £40.00 (£1.50); KW109, £118.00 (£1.50); KW Balun, £8.50 (£1.00); KW Antenna Switch, £10.50 (£1.00); KW Dummy Load, £28.00 (£1.20), etc.

In present conditions we regret that all prices are subject to alteration without notice.

## R. T. & I. ELECTRONICS LTD.

Ashville Old Hall, Ashville Road, London E11 4DX Tel. 01-539 4986

NEAREST STATION: LEYTONSTONE (Central Line)

**HOURS—9.30 am - 5.30 pm MON-FRI. CLOSED SATURDAYS**

# We'll put you on the air.



Learn how to become a radio-amateur in contact with the whole world.

- 1) Basic Practical electronics - circuit diagram masters - building oscilloscope and other test gear.
- 2) Training for Radio Amateur Licence.
- 3) Training for City & Guilds and other professional examinations.
- a) Servicing and maintenance of Radio, T.V. and other electronic equipment.
- b) Digital Electronic and Computer Technology.

Brochure without obligation to:

## British National Radio & Electronic School

P.O. Box 156, Jersey, Channel Islands.

SWE 12

NAME \_\_\_\_\_

ADDRESS \_\_\_\_\_

Block caps please

**Free!**

# J. BIRKETT *Radio Component Suppliers*


25 THE STRAIT · LINCOLN · LN2 1JF

Telephone: 20767

VHF/UHF FETS BF 256C at 4 for 75p, E304 at 4 for £1.  
**TRANSMITTING VARIABLE** 30 + 30pf at £2.20.  
**DAU TRIMMERS SEM-AIRSPACED TYPE** 2 to 9pf, 7 to 35pf, 6 to 45pf.  
 8 to 125pf, 8 to 140pf. All at 15p each.  
**SPECIAL VHF TETFER TRIMMERS** 10pf at 18p each.  
**COIL FORMERS 3/16"** Dia. with core at 6 for 35p.  
**VERNI TRON 10.7 MHz FM 4 FILTERS** at 50p. 3 for £1.  
**10 Amp 2 POLE ON-OFF TOGGLE SWITCHES** at 50p each.  
**MINIATURE AIR SPACED DIFFERENTIAL PRE-SETS** 10 x 10pf at 22p.  
**3/16" COIL FORMERS** with core at 6 for 25p.  
**QQ0640A PTFE VALVE HOLDERS** at 85p each.  
**CERAMIC PL504 VALVE HOLDERS** at 15p each.  
**R F. CHOKES** 3 uH, 5uH, 10uH, 22uH, 27uH, 60uH. All at 7p each.  
**SOLDER-IN FEED THRU'S** 6.8pf, 300pf, 1000pf. All 20p doz.  
**NUT FIXING 1000pf FEED THRU'S** at 15p each.  
**MINIATURE 12 way CERAMIC TAG STRIPS** at 15p.  
**CERAMIC DISC CAPACITORS** 22pf, 33pf, 270pf, 330pf, 50v.w. All at 20p doz. .01uf 50v.w. at 25p doz.  
**1000pf 500v.w., 2200pf, 500v.w., at 20p doz, .1uf 63v.w., at 5p each, 0.22uf 6v.w., at 5p each.**  
**X BAND GUNN DIODES** with data at £1.65.  
**X BAND GUNN DIODES CYX11A** at £3.  
**CLOSE TOLERANCE CAPACITORS** 1288pf, 1670pf, 5979pf, 19669pf. All 1% 125v.w., at 5p each. 0.01uf 2%, .1uf 2% at 8p, 100.000pf (.1uf), 1% at 12p each.  
**20pf MIDGET AIR SPACED TRIMMERS** at 15p each.  
**FERRITE BEADS FX1115** at 15p doz.  
**ERIE DISCOIDAL 1000pf FEED THRU'S** at 5p each.  
**ALLOY DIE CAST BOXES 6" x 3 1/2" x 2"** at £1.15, 3 for £2.85.  
**IRON CORED L.F. CHOKE** 2 mH 4 amp at 50p (p&p 20p).  
**TEXAS BRIDGES** 100 PIV 1 amp at 20p. 200 PIV 4 amp at 60p.  
**PAPER CAPACITORS** 10uf 370 V. A.C.W. 5 1/2 x 2 1/2 x 1 1/2 at £1.50.  
**ELECTROLYTIC CAPACITORS** 2000uf 450v.w., 5 1/2 x 3 at £2.25.

Please add 20p for post and packing, unless otherwise stated, on U.K. orders under £2. Overseas postage charged at cost.

**CRYSTAL FILTERS** 10.7 MHz B.W. ± 7.5 KHz at £5 each.  
**R.F. POWER TRANSISTORS TP 1028** at £2.75 each.  
**MINIATURE WIRE ENDED PIN DIODE FOR TRANSMIT-RECEIVE SWITCHING** in Mobile Radios. Type 36 1 Amp RMS 60 volt Res. 0.9 ohm VHF at 40p each. Type 08 UHF Type Capacitance 0.5pf at 60p each.  
**TYPE 30 PASSIVE LIMITERS** for Protection To Receiver Front Ends up 20 100W and 15GHz with data at £2.30 each.  
**VHF STRIPLINE TRANSISTORS** Type 1.2 GHz Emitter Connected to one leg at £1, Type 2. 2GHz Emitter fully connected at £2, Type 3. 5GHz Low Noise at £3, Type 4. Similar to BFR 96 at £1.85.  
**VHF-UHF LOW NOISE STRIPLINE FET 2N 4417** with data at £2.20.  
**VARIABLE CAPACITORS** 5pf at 75p, 10pf at 75p, 50 + 50pf at £1, 125 + 125pf at 60p, 100 + 200pf at 60p, 250 + 250 + 20 + 20pf at 75p, 25 + 25 + 25pf at 75p, **SUB-MINIATURE 3 GANG** 25 + 25 + 25pf at £1.  
**COMMUNICATION SERIES OF I.C.'s** untested with data. R.F., I.F., AGC, VOGAD, MIKE AMP, DOUBLE BALANCED MODULATOR, MIXER. All at 27p each. **TRIPLE DEMODULATOR AM, SSB, FM, AF AMP VOGAD** with sidetone, S.S.B. AM. DETECTOR AGC GENERATOR. Both I.C.'s at 30p each.  
**1" FERRITE RINGS** Covered with Red Plastic at 25p.  
**HFC 600 FREQUENCY COUNTER** 8 Digit 600 MHz at £123. SAE leaflet.



# UNBEATEN SIX BAND ANTENNA

## THE JOYSTICK VFA

(Variable Freq. Antenna 0.5 – 30 MHz).  
SUPER RESULTS – EVEN  
FROM A BASEMENT!

(From a user's report.)

\* Only 7' 6" long \* 3 easily assembled sections \* 0.5 – 30 MHz., no gaps \* Matching Antenna Tuner \* No harmonic resonances, highest efficiency power transfer from TX to ether. This ensures TV and other spurious emissions are just not substantially present \* Low angle radiation, operates as a ground plane on all bands, less skips, greater power deployment! \* Gives your RX extra front end selectivity, reduces cross-mod and out of band blocking \* Tailor your installation to space available. Install VFA on mast or chimney or in roof space with long or short feeder – OR SIMPLY STAND IN THE SHACK \* W0KFF used it in BASEMENT, excellent results (Reported World Radio, USA) \* "If you are high enough the antenna will operate as well as the well-known 3-element beam with which we compared it. The tests were operational, not theoretical. We find that if we can hear them we can work them!" (CQ Mag, USA) \* In QRP contest scored unbeaten 1M Miles per watt.

## JOYSTICK ANTENNA SYSTEMS

SYSTEM "A" 150 w.p.e.p. OR for the SWL **£48.55**  
SYSTEM "J" 500 w.p.e.p. Improved "Q" receive. **£54.00**

## PARTRIDGE SUPER PACKAGES

COMPLETE RADIO STATIONS FOR ANY LOCATION  
All cables, matching cables Communications Headphones, JOYSTICK System "A" Ant.  
ON THE AIR IN SECONDS! SAVE £21.45!

FRG7 Rx. (And all accessories) **£240.80**  
(Rx only £210.00) (Ask for Pkg. R.1.)

FRG7000 Rx. (And all accessories) **£409.00**  
(Rx only £372.60) (Ask for Pkg. R.2.)

## YAESU PRODUCTS

Now available on a larger scale via us. As an INTRODUCTORY OFFER FOR LIMITED PERIOD ONLY – the following REDUCTIONS, incl. carr., VAT, deliv. Securitor our risk. SAVE ADDITIONAL £13.50 if you order a JOYSTICK "J" same time.

FT-901DM	£920.00	FT-207R	£194.25
FT-901D	£816.50	FT-101S	£442.90
FT-901DE	£805.00	FT-7	£297.70
FT-101Z	£560.65	FT-227R	£318.90
FT-101ZD	£644.75	FR-101D	£506.65
FT-107M	£740.00	FT-17B	£420.45
FT-107M	£837.55	FT-301	£577.45
	Incl. Mem. £	FL-101	£487.75
FT-225R	£923.25	FT-200B	£393.55
FT-225RD	£575.00	FT-620B	£308.34



G3CED  
G3VFA

## JUST TELEPHONE YOUR CARD NUMBER

0843 62535 (Ext. 4) After office hours 0843 62819  
or send 10p stamp for free literature. Prices correct as at press. NOTE our prices are always INCLUSIVE. Prompt service too, goods usually despatched WITHIN 48 HOURS!

4, Partridge House,  
Prospect Road, Broadstairs, Kent, CT10 1LD  
(Callers by appointment)



## ("SITUATIONS" AND "TRADE")

20p per word, minimum charge £2.40. No series discount. All charges payable with order. Insertions of radio interest only accepted. Add 50 per cent for Bold Face (Heavy Type). Box Numbers 40p extra. No responsibility accepted for transcription errors. Replies to Box numbers should be addressed to the Short Wave Magazine, Ltd., 34 High Street, Welwyn, Herts. AL6 9EQ.

## TRADE

French or German language booklets written in easy stages especially for amateur radio OM's, YL's and SWL's. Typical QSO fully translated, calling "CQ", numbers, weather, telling the time, technical and general vocabularies, brief grammar and verbs, £1.50 each (overseas, £1.75 each). — Mary Craven, XYL/G4EQ1, "Grass Moor", Radford Road, Alvechurch, Birmingham B48 7DT.

Radio tool kits, complete with smart zip-up case, removable tool board, all in black vinyl. Contains: pencil bit iron, radio cutters and pliers, two small screwdrivers, 6 inch screwdriver, cross-point screwdriver, and 0 BA, 2 BA, 4 BA, 6 BA nut spinners. Price £27.26 inc VAT and post/packing (UK only). — Box No. 5707, Short Wave Magazine Ltd., 34 High Street, Welwyn, Herts. AL6 9EQ.

FT-101ZD/Z owners Super CW Filters, also for FT-901, TS-520, TS-820, FT-301, FT-101 Mk. 1 — all 8-pole 250 Hz, £28.50 inclusive. Shure 444 matched FT-101Z, fitted local/DX switch, £31.50 inclusive. For old FT-101's hot-up kits, £4.00 inc. FM units and RF clippers. S.a.e. list. Barclaycard/Access via phone. — Holdings Ltd., 39-41 Mincing Lane, Blackburn BB2 2AF. (Tel: 0254-59595/6.)

One used KW-2000B transceiver, complete with power pack, excellent order, recent overhaul by makers, £250. — Ring Welwyn Garden City 24327.

January issue: Due to appear January 4th. Single copies at 60p post paid will be sent by first class mail for orders received by Wednesday, January 2nd, as available. — Circulation Dept., Short Wave Magazine Ltd., 34 High Street, Welwyn, Herts. AL6 9EQ.

QSL cards. Sample pack and price list forwarded on receipt of 20p stamp. — Derwent Press, 69 Langstone Drive, Exmouth, Devon EX8 4HZ.

Radio Amateur Examination City & Guilds. Pass this important Examination and obtain your G8 Licence with an RRC Home-Study Course. For details of this and other courses (GCE, professional examinations, etc.) write or phone: The Rapid Results College, Dept. JV/1, Tuition House, London SW19 4DS. Careers Advisory Service, 01-947 7272 or ring 01-946 1102 for Prospectus. (24-hr. Recordacall.)

Coax cables at trade prices: UR43, UR67, UR76, UR57 and UR70. Also mains and multicores, S.a.e. for lists. — W. H. Westlake, Clawton, Holsworthy, Devon.

**Fibreglass Quad Spreaders**, top quality. Very rigid poles, 13-ft 7-in long, weighing 2lb each, set of 8, £62. Boomless spider, £18. All including carriage. S.a.e. for details. — G3ZHC, QTHR. Tel: Walsall (0922) 26659.

**Good second-hand equipment always wanted.** Come to **AMATEUR RADIO EXCHANGE** for the best deal. — 2 Northfield Road, Ealing, London W13 9SY. (Tel: 01-579 5311.)

#### READERS' ADVERTISEMENTS

**10p per word, minimum charge £1.50, payable with order. Add 25 per cent for Bold Face (Heavy Type). Please write clearly, using full punctuation and recognised abbreviations. No responsibility accepted for transcription errors. Box Numbers 40p extra. Replies to Box Numbers should be addressed to the Short Wave Magazine, Ltd., 34 High Street, Welwyn, Herts., AL6 9EQ.**

#### READERS

**For sale: Eddystone 880/2 receiver**, coverage 300 kHz to 30.5 MHz, excellent condition, £200 or near offer. Can deliver. — Ring Francis, 0823-45 559.

**Sale: Trio JR-310 with handbook**, 4 years old but less than 50 hours use, mint condition, £100 or near offer. — Ring Evans, Telford 49492 day, Telford 44061 evenings.

**Selling: Philips 8RO-501 ship's communications receiver**, 225 kHz-31.2 MHz, 6 bands, with xtal filter, motorised and manual tuning, and S-meter, £85. BC-1147A communications receiver, 1.5-30 MHz, £50. S-meters, ex-equipment, forward reading, with built-in light, 4 available. Buyers collect receivers. — Ring Barnes, Ulverston 54466.

**Wanted: HF linear (Heath, Dentron, etc., or consider homebrew).** Also require HF beam, Versatower, trapped vertical, modern HF transceiver, dip meter, etc. W-H-Y? — Ring Davies, G41QT, Luton 881323.

**Sale: Drake TR4-CW transceiver**, MS-4 speaker, AC-4 PSU, microphone, 15 months old, mint, £475 carriage paid. — Ring Fox, G4HID, Burnham-on-Sea (0278) 782511.

**Sale: FT-101B, mint condition, £350. SB-200 linear, perfect condition, new tubes, £300. Hy-Gain 204BA 4-ele 20m. beam, perfect condition, £90. Gem Quad 2-ele, requires new spider, otherwise good condition, £60. — Ring Menzies, GM3GNE, 041-639 2173.**

**Wanted: Eddystone 770R**, late model, unmodified, excellent condition only considered, and handbook essential. (Wales). — Box No. 5703, Short Wave Magazine Ltd., 34 High Street, Welwyn, Herts. AL6 9EQ.

**For sale: FRG-7**, little used, boxed (illness reason for sale), £135. — Ring Byford, Liskeard 42384 (Cornwall).

## Opportunities for Trainee Authors with Plessey at Ilford

We are seeking applicants with a sound knowledge of radio and associated electronics (not necessarily qualified) who would consider a career in Technical Writing. These vacancies are available in our Communications Engineering Department, Ilford. We will send suitable applicants on an appropriate course and then provide further on-the-job training to prepare them for these positions. They will subsequently work under the direction of experienced technical publications staff and, dependent upon their own capabilities, should be able to progress to senior positions.

#### Desirable qualifications:

Sound radio/electronic knowledge.  
Ability to write good, concise English.  
A logical approach to presentation of information.  
Ability to convert engineering expressions into clear English.  
Applications are invited from both men and women.

Ring or write for an application form, quoting Ref: II F/767, to Derek Slater, Senior Employment Officer, The Plessey Company Limited, Vicarage Lane, Ilford, Essex IG1 4AQ. Tel: 01-478 3040 Extn: 2046.



**PLESSEY**  
electronic systems

### WE STOCK THE PRODUCTS OF

EAGLE • KNIPEX • NEWNES  
WELLER • SERVISOL • JAYBEAM  
DRAPER • BARNARD'S • LIDEN PLASTICS  
SPIRALUX • & BABANI • GREENPAR

### B. BAMBER ELECTRONICS


**5 Station Road,  
Littleport,  
Cambs.**

**Telephone (0353) 860185**

**1980 ELECTRONICS CATALOGUE**  
NOW AVAILABLE PRICE 75p + 20p  
POSTAGE. IF YOU SEND £1.55 YOU WILL  
RECEIVE OUR CATALOGUE PLUS SIX BI-  
MONTHLY SHORTFORM CATALOGUES  
TO KEEP YOU UP-TO-DATE WITH PRICES  
AND SPECIAL OFFERS.

**YAESU MUSEN**

**FT-101Z**  
**FT-901**  
**FRG-7000**  
**FT227RB**  
**FT-7B**



**FT-101Z**

**FT-101ZD**  
**FRG-7**  
**FT225RD**  
**CPU-2500R**  
**FT207R**

**All ex-stock and FREE SECURICOR DELIVERY.**

**NORTH WALES DISTRIBUTOR FOR JAYBEAM.**  
 Full range in stock. ASP Mobile Antennas.

201 — £3.68. 2009 — £9.25. E462 — £8.33. K220A Mag Base — £9.55

**Prices inc. VAT, p&p £1.15.**

W2AU Baluns 1:1 & 4:1 — £14.37. W2VS 7MHz TRAPS — £14.37. Quad Spiders — £30.00.  
 Inc. VAT & p&p.

UR67 — 58p. UR43 — 22p. PL259 — 55p. SO239 55 TUI/AFI Rings — 50p.  
 Inc. VAT, p&p 65p.

COPPER AERIAL WIRE 14 SWG H/D 140' COIL, £8.15. 70' £4.65 inc. VAT & p&p.

Microwave Modules • Shure • CDE • Decca • Hy-Gain • Cushcraft

**FULL RANGE OF AMIDON TOROIDAL CORES.** SAE prices. Secondhand Equipment.

TS520 FT221R KW204 FT75 B & PSU LINER 2, etc. etc.

**A MERRY CHRISTMAS & A HAPPY & PEACEFUL NEW YEAR TO ALL.**

## TMP Electronic Supplies

BRITANNIA STORES, Leeswood, Nr. Mold, Clwyd CH7 4SD.  
 Tel: Pontyodkin 846 (035 287 STD.).

**Selling:** National Panasonic DR-28 receiver, dual-conversion, digital display etc., as new, £140 or near offer. — Ring Plymouth (0752) 21790.

**Sale:** KW-204 Tx and KW-202 Rx, combined makes complete transceiver, with Shure 444 mic., £450. Buyer collects, please. — Stock, G3PPH, QTHR. (Tel: 051-525 2162).

**For sale:** Lafayette HA-600A all-wave communication Rx, band-spread, transistors, as new, £50. — Ring Hely, Bedford 711538 weekends.

**Sale:** Sony ICF-6700W receiver, digital display, 5 bands, 3 SW, FM/AM/SSB, preselector, mains/battery, very sensitive, 9 months old (cost £250), £145. — Parker, 56 Louis Street, Hull (28829), East Yorkshire.

**Selling:** Racal RA-17 Mk.II communications receiver, £250. Racal single-sideband adaptor, £50. Pye communications receiver, LW/MW/SW, with BFO/speaker and PSU, £30. Transistor/diode tester, £25. Crystals: 9.13125, 9.12500, 9.31250, 9.30625, and 9.30937 MHz. Carriage extra. — Hayward, Sunnyfields, Lighthouse Road, St. Margaret's Bay, Dover, Kent.

**Exchange:** My 19-in. colour TV for a mobile low-band Rx covering 100 MHz. — Ring Wheeler, Ingrebourn 47968.

**Offering:** Collins 50E6 receiver, very good condition, also spare 100 kHz oscillator, sidestep oscillator and carrier modules. (Cams). — Box No. 5704, Short Wave Magazine Ltd., 34 High Street, Welwyn, Herts. AL6 9EQ.

**Selling:** Advance Type D1 VHF signal generator, 10-310 MHz, sine/square wave, £25. Taylor Type 30A oscilloscope, £25. Taylor Type 55A wobulator, £10. Taylor Type 45A valve tester, £10. Taylor Type 20A circuit analyser (signal tracer), with probe, £10. Command receivers: Type BC-453 (Q5'er), £5; BC-454, 3-6 MHz, £3; TU-5B, £5. VCR-138A cathode ray tube with holder, in sprung transit carton, £7.50. All in excellent to 'as new' condition. Carriage at cost. — Smith, 3 Hillbeck Way, Greenford, Middx.

**For sale:** Versatower P.60 including base (if you can get it out of the ground), TA-33 high power model, 1103 rotator, two-metre 10-ele Yagi, UR67 cable, complete package £325. FT-7B with PSU, 4 months old, £400. FT-202 with charger and nicads etc., 6 months old, £95. — Ring Trevett, G4GKX, 0202-696929 (Dorset).

**Sale:** Joystick VFA (System 'J'), new, £25. — Senior, 40 Winding Way, Alwoodley, Leeds. (Tel: 0532-677178).

**Wanted:** Eddystone 770U Mk.II, clean, good working condition. Details and price please. — Sykes, 56 Arundel Drive, Louth, Lincs.

**Sale:** BC-221 with calibration book and power unit. Best offer secures, carriage extra. — Box No. 5705, Short Wave Magazine Ltd., 34 High Street, Welwyn, Herts. AL6 9EQ.

## THE AMATEUR RADIO SHOP

.....G4MH.....

**4 CROSS CHURCH STREET**  
**HUDDERSFIELD Tel. 0484 20774**

We want your secondhand gear especially HF Band Equipment. So please let us quote you on your next purchase PX or a Cash Price for your gear, Hi Fi or Ham Radio.

*In stock:* YAESU, SWAN, ASP, SEM, G. WHIPS, etc.

*Accessories:* SWR IND, KEYS, CABLE MICS, LEADS.

HI-FI—Large stocks, all leading makes.

**Open all week - - Thursdays till 8 p.m.**

Send SAE for lists.

**Exchange:** Fujica ST605 camera,  $f=1.22$ , with  $f=200\text{mm}$ . and  $f=300\text{mm}$ . telephoto lenses (cost £150), for a good general coverage receiver (SWL starting again). — Plummer, 14a Maple Mead, Billericay, Essex.

**Wanted:** Antique Morse keys. Description, condition and price please. (London). — Box No. 5706, Short Wave Magazine Ltd., 34 High Street, Welwyn, Herts. AL6 9EQ.

**Selling:** High-performance naval communications receiver, 60 kHz to 31 MHz, complete with PSU, £110. Carriage extra, s.a.e. with enquiries. — Hayward, Sunnyfields, Lighthouse Road, St. Margaret's Bay, Dover, Kent.

**Selling:** Electroniques GC-166 general coverage valve front end, £10 post paid. — Ring Newman, Coalville 35835.

**January issue: Due to appear January 4th. Single copies at 60p post paid will be sent by first class mail for orders received by Wednesday, January 2nd, as available. — Circulation Dept., Short Wave Magazine Ltd., 34 High Street, Welwyn, Herts. AL6 9EQ.**

**Selling:** Realistic DX-160 receiver, 3 months old, mint condition (cost £133), accept £95 or exchange for Trio QR-666 in very good condition. — Ring Jacklin, Lincoln 686807.

**For sale: Drake R4-B receiver**, full set of crystals, near mint condition, best offer over £225. **G.E.C. 411R**, digital, synthesised, needs attention, best offer over £250. **AR88**, little used since unpacked, £60. **Eddystone EC-10** with S-meter, £50. — Ring Hawken, 01-353 6624 day or night.

**Wanted: PET computer, also printer etc. Details and price please. — Eaton, G3SMK, QTHR. (Tel: Earlswood 3423 after 7.30 p.m.).**

**Sale:** Yaesu FT-220, 2m., good condition, £220. Eddystone EA-12 receiver, very good condition, £190. — Langley, G3ST, Langfield, Upper Hartfield, East Sussex. (Tel: Hartfield 557 weekends only).

**For sale:** Pye Cambridge AM-10D, 2m., AM/FM, 10 transmit crystals, tunable receiver, with microphone, cradle and handbook. Bargain! — Ring Cunningham, G8JEZ, Witham 516884.

**Sale:** SPR-4 (No. 1314), nice condition, 18 band xtals, no mods., manual; Mosley TA-31J with cable, one season's use; some radio books. The lot, £240; will separate. — Ring Lardner, Tackley 215 (Oxon.).

**Selling:** BC-221 frequency meter, complete with charts and spare set of valves, £27. Rascal RA-218 single-sideband converter, £75. Carriage extra, s.a.e. with enquiries. — Hayward, Sunnyfields, Lighthouse Road, St. Margaret's Bay, Dover, Kent.

**Exchange:** Eddystone EC-10 communications receiver, with manual, as new, for re-chargeable walkie-talkie. Cash either way. — Ring Smith, 0538-382715 (Staffs).

## SAMSON ETM-3C C-MOS KEYS

1  $\mu\text{A}$  battery drain—Why switch off?

- Self-completing dots/dashes/spaces. ● Can be used either as normal electronic keyer or as an iambic mode squeeze keyer.
- 8-50 wpm. ● Constant 3:1 dash-dot ratio. ● 6 C-MOS ICs and 4 transistors. ● Plug-in PCB. ● Long battery life—typically 1  $\mu\text{A}$  drain when idling—Built-in battery holder for 4 x 1.5v. batteries (but will work over 3-10v. range). ● PCB has both a reed relay (250v., 0.5 amp., 25w. max.) and a switching transistor (300v., 30 mA max.)—either keying method can be used. ● Has the well-known fully-adjustable Samson precision twin keying lever assembly. ● Operate/Tune button. ● Sidetone oscillator.
- Grey case 4" x 2" x 6". ETM-3C, £65.30.

**ETM-4C MEMORY KEYS:** Has ETM-3C features plus 4 memories of 22 characters each (or 2 of 44). Erase/Rewrite memories as needed—Send CQ's etc. by pressing a button. £122.46

**BUILT FOR DEPENDABLE MARINE AND COMMERCIAL SERVICE**

### JUNKER PRECISION HAND KEY

A superbly engineered straight key used for many years by professionals afloat and ashore. With this key you can't help but send good Morse. Free-standing—no screwing down. Front and back contacts—fully-adjustable gaps/tension. Key-click filter. Hinged grey cover, £37.89.

### BAUER KEYING PADDLE

Single-paddle unit on 1½" x 2" base for home-built EI-bugs. Adjustable gaps/tensions, £11.92.

### 88 mH TOROIDS

For CW, RTTY, SSTV and other filters, £1.08 each.

All prices post paid UK and include 15% VAT.

Please send stamp with enquiries.

**SPACEMARK LTD.**  
THORNFIELD HOUSE, DELAMER ROAD  
ALTRINCHAM, CHESHIRE  
(Tel: 061-928 8458)

## MSF CLOCK

**NEW!** Shows Date, Hours, Minutes, Seconds, 8 digit LED — larger digits for Hours and Minutes, also parallel BCD output, auto-reset after power failure, only 5 x 8 x 15cm, built-in antenna, 1000 km range, ideal for skeds (meteor scatter?), navigation etc, give everyone a time check, ABSOLUTE TIME always, £48.80.

**60KHz RX**, serial data and audio outputs, £13.70.

**LOSING DX?** Poor reports? Check your Antenna with an Antenna Noise Bridge, resonance 1-150MHz, radiation resistance 2-1000 ohms, no confusion with harmonics, transceiver protection, also use it for rf coil resistance, quarter wave lines, noise generator, £9.80.

**V.L.F.? EXPLORE 10-150KHz**, Receiver £10.70.

**RARE DX UNDER QRM?** DIG it OUT with a Tunable Audio Notch Filter, between your receiver and speaker, BOOST your DX/QRM ratio, 40dB notch, MORE DX, £8.90.

**STILL NO RADIO 4?** Get all the NEWS with a 200KHz to Med. Wave Converter, £11.40.

*Each fun-to-build kit includes all parts, printed circuit, case, postage etc, instructions, money back assurance so SEND off NOW.*

**CAMBRIDGE KITS** 45 (SZ) Old School Lane,  
Milton, Cambridge.

# LAR THE SHORT WAVE WIZARDS



**R1000 PLL SWL  
Receiver .2 to 30 MHz  
£298.00 Carr. £4.50**

#### TRIO EQUIPMENT

		Price inc VAT	Carr £
SRX30	SWL Receiver	178.00	4.50
RB20	The ultimate SWL receiver	790.00	4.50
SP920	Speaker	39.00	1.50
HS5	Communications headphones, tailored response	23.50	0.75
HS4	Communications headphones, tailored response	10.75	0.75
<b>YHF AMATEUR RECEIVERS</b>			
SR9	Tunable crystal 2m FM receiver 144-146MHz	46.00	0.86
AMR217B	Scanner with B-crystals. Mains battery	120.75	1.50
<b>TUNERS &amp; SWITCHES</b>			
CL22	SWL Antenna Tuner 1.8 to 30MHz	16.10	0.75
CX3	SWL 3-way Antenna Switch	7.20	0.50
KW SWL	3-way Antenna Switch	14.80	0.50
<b>AIR BAND RECEIVERS</b>			
SHARP	FX 213 AU Air Bands Portable Receiver	16.00	1.25
SKY ACE	R517 Air Bands Portable	49.50	1.25
24 Hour	Digital Clock, Mains Operated	12.95	1.00
C.B	Antennas Send 50p for details. All prices include new VAT rate		

Buy by post or phone your Barclaycard or Access number. Alternatively, call in for a chat. The shop is just 10 minutes from Leeds City Station, and there's easy parking if you travel by car. ★ Instant H.P. for licensed Amateurs ★ Extended Credit Terms Available ★ Send 50p for Catalogue and Price List.

## LAR Leeds Amateur Radio

27 Cookridge Street, Leeds, W. Yorks. Tel: 452657

LOWE TRIO DISTRIBUTOR. LAR are area distributors for Jay Beams, Antenna Specialists, Hilomast Icom and Microwave Modules Products.

### TECHNICAL SALESMAN

with knowledge of

### SHORTWAVE RECEIVERS

To sell shortwave equipment to embassies and other outlets. Good salary and commission for right person. Keen amateur with shortwave experience acceptable. Training given if necessary.

Write details and experience to:

Box No. **SHORT WAVE MAGAZINE LTD.**,  
34, High Street, Welwyn,

### MORSE MADE EASY BY THE RHYTHM METHOD!

**FACT NOT FICTION NO TAPE WON'T WORK AS WELL**  
If you start **RIGHT** you will be reading amateur and commercial Morse within a month. (Most students take about three weeks). That's why after 25 YEARS we still use three scientifically prepared 3-speed records with which you cannot fail to learn the **MORSE RHYTHM** automatically, it's as easy as learning a tune. 18 w.p.m. in 4 weeks guaranteed. Complete course comprising 2 x 12" + 1 x 7" 3-speed records + books, £5.50 inc.p.p. (overseas + £1). Del. only s.a.s. or ring 01-660 2896. **SNOOPER** radar detectors, 4 year gtec. £74 (Box 14) 45 GREEN LANE, PURLEY, SURREY

### ALL VALVES & TRANSISTORS

Call or phone for a most courteous quotation  
01-749 3934

We are one of the largest stockists of valves etc. in the U.K.

**COLOMOR ELECTRONICS LTD** 170 GOLDHAWK ROAD  
LONDON W12

**Selling:** TS-520S, FT-401B, Mini Products quad beam. Offers? **Wanted:** SB-200 or any other reliable HF linear. Also require high-quality ATU. Will collect. — Ring Davies, G4IQT, Luton 881323.

**Sale:** 300 "Short Wave Magazine", Feb. '52 to Dec. '77. Best offer secures. Buyer collects. — Nash, G3EJA, 9 Holybrook Road, Reading.

**Selling:** FR-101D, FL-101, and matching speaker, £575. FT-221R, £290. All in superb condition. — Ring Robinson, G8HHM, 0789-294142.

**For sale:** Gelson G.209 Rx, £35. Trio 9R-59DE, £60. M.o.D. 301 Rx, £15. TF-144/G4 signal generator, £25. TF-885A video oscillator, £20. Heathkit 10-102 oscilloscope with electronic switch, £60. Buyers collect. — Ring Middleton, 0889-270303.

Partridge System 'A' aerial, £20. Both in good condition. — Ring Lloyd, 0782-750904 after 5.30 p.m.

**For sale:** FRG-7 as new, £170 or near offer. — 23 Pervin Road, Cosham, Portsmouth.

**Selling:** Codar CR-70A, £25. R.209 Mk.II with PSU, £30. Two-metre converter, £10. Eddystone tuning dial, brand new, offers. — Ring Cook, 021-472 6689.

**Wanted:** KW-204 in good condition, with microphone and manual. — Ring Rainham 57906 (Essex).

**Sale:** Yaesu FR-101D (the 'Rolls Royce' Rx), almost continuous coverage 200-10m. in 50 Hz bands, plus 2m. and 4m., all modes, CW/SSB filters, mains/12v., 18 months old, little used, immaculate, £420. — Ring Woollen, Harwell (023586) 253 evenings and weekends.

**Sell or exchange:** Heathkit SB-303 amateur band receiver, handbook, excellent condition, £150. Or exchange for Yaesu FL-400 or similar. — Ring Hellor, Buxton 2917 anytime.

**Sale:** Grundig 'Satellit' 2100 with SSB unit, 2 years old, hardly used, £125. Buyer collects. — 2 Moor Pasture, Great Wratting, Haverhill, Suffolk.

**For sale:** Kenwood Trio R-820 communications receiver with Kenwood SP-820 speaker unit, mint condition, £600. Grundig 'Satellit' 3000 receiver, FM/MW/LW/SW, very good condition, £250. — Ring Hawkins, Cheltenham (0242) 37503.

**Selling:** SB-2M SSB portable, hardly used, with accessories, box, manual and nicads, £125 or near offer. Jaybeam 8-8e Yagi with 14m. low-loss co-ax., £11. 9502 auto-rotator with controller and cable, hardly used, £38 or near offer. HRO receiver, working except BFO, with coil units and PSU, £25 or near offer. — Ring Martinus, 01-946 3739 evenings.



# C.B. ELECTRONICS

UNIT 3, 771 ORMSKIRK ROAD, PEMBERTON, WIGAN, WN5 8AT  
Telephone : Wigan (0942) 216567

THE BEST IN THE NORTH-WEST

**HOW TO FIND US :—From M6 junction 26** follow signs for Wigan A577 at first traffic lights (T junction) turn right towards Wigan. At next traffic lights you are there, BUT turn left and 10 yards further turn right by telephone kiosk. Premises are slightly to your right. Plenty of parking space. Mileage from motorway ½ mile.  
**From Wigan** follow the A577 Skelmersdale to traffic lights at Fleet Street, Pemberton (Ye Olde White Swan on your left). Turn right then 10 yards right again. By Co-op. Mileage from Wigan 2½ miles.

<b>YAESU</b>							
FT901DM	£981.50	Charger	£18.87	Multi U11	£249.00	<b>ASP Antennas</b>	
FT101Z	£575.00	QTR24	£18.40	Palmisizer	£159.00	2009 5/8 wave	£11.38
FT101ZD	£661.25	YP150	£67.27	Palm IV	£159.00	201 1/4 wave	£4.31
FL2100B	£349.87			TM56B	£104.00	397 Low band	£7.13
FT78	£431.75	<b>SWR Bridges</b>				E462 UHF	£6.75
FC301	£124.20	Single meter	£12.30	<b>CDR Rotators</b>		677 5/8 wave	£14.95
FR101D	£603.00	Twin meters	£15.51	AR30	£47.15	462 5/8 wave	£7.56
FRG7	£210.00	<b>Morse keys</b>		AR40	£54.62	Magnetic Base	£10.50
FL101	£500.00	Standard	£3.15	CD44	£109.25	Boot mount	£3.50
FL110	£149.50	Nye King	£12.00			High Pass Filter	£3.00
FT225R	£560.32	Nye King heavy duty	£13.50	<b>Emotator</b>		Headphones	£5.20
FT225RD	£615.25	<b>F.D.K.</b>		103LXB	£98.00	PTT mics	£4.50
FT227RB	£263.35	Multi 700E	£229.00	502CXX	£145.12	<b>WESTERN</b>	
FT202	£101.20			1102	£239.00	ANT SW. 5w	£10.50

TERMS: ACCESS, C.W.O. CARRIAGE AND POST EXTRA AT COST.

**BUSINESS HOURS**  
Mon, Tues, Thurs, Fri 9.30-5.30  
Sat 9.30-4.30  
Closed Wednesday

INSTANT H.P. FOR LICENSED AMATEURS

S.A.E. ALL ENQUIRIES

H.P. AND CREDIT TERMS

## G4DSG D.P. HOBBS LTD G3HEO

YAESU FRG7 P.L.L. Receiver. 5-30 MHz 1 MHz Segments	£215.00
YAESU FT202R 2 mtr Hand Portable fitted 3chan.	£99.00
LDWE SRX30 P.L.L. Receiver. 5-30 MHz 1 MHz Segments	£178.94
FDK Multi 700E P.L.L. Digital Readout 2 mtr FM TCVR. Still only	£229.00
QM70 Buccaneer 28-2 mtr Linear Transverter, 15 watts out.	£89.75
QM70 Cubra 2 mtr - 70cm FM Transverter. sec/hand	£51.00
BELLSONIC 13.8V 3 Amp Stabilised Power Supplies	£18.40 + £1.00 p&p
DL20 PL259 Dummy WAD 15 watt max.	£6.04 + 20p p&p
DM350 P. T. T. 50Ku Mics	£4.50 + 20p p&p
Stolle 2010 Rotator	£50.00
Stolle 2050 Rotator	£40.25
Stolle R2100 Alignment Bearing	£11.50 + 50p p&p
CM9523 Alignment Bearing	£10.92 + 50p p&p
EXPO Titan 12 volt drills	£11.18 + 40p p&p
EXPO Titan drill kit	£17.40 + 50p p&p
EXPO Stand	£8.98 + 50p p&p
Oryx Min 6 watt iron transformer/stand	£11.44 + 40p p&p
Oryx 30 soldering iron.	£4.43 + 25p p&p
Oryx 50 Temp. controlled iron	£11.21 + 25p p&p
Oryx Safety Stand.	£4.03 + 20p p&p
Antex C. 15 watt soldering iron.	£4.50 + 20p p&p
Antex CCN 15 watt soldering iron	£4.83 + 20p p&p
Antex CX 17 watt soldering iron	£4.83 + 20p p&p
Antex SK3 Kit 17 watt	£6.56 + 30p p&p
Antex SK4 Kit 25 watt	£5.70 + 30p p&p

We also stock bits for Oryx, Antex, Weller etc.  
Transformers as per last month.

Prices include VAT ACCESS BARCLAYCARD

11 King St, Luton, Beds. Tel. 20907.  
Open 9 am - 5.30 pm Mon-Sat. Closed all day Wed.

## REG. WARD & CO. LTD. (G2BSW)

YAESU	
FT901DM	£853.50
FT901D	£737.50
FT301D	£585.00
FP301D	£142.19
FT101ZD	£575.00
FT101E	£515.00
FT101Z	£500.00
FT200B/FP200	£420.00
FT7B	£375.00
FT7	£265.78
FL2100B	£311.00
FL110	£130.00
FR101DD	£615.00
FR101D	£525.00
FR101S	£395.00
FRG7000	£327.00
FRG7D	£240.00
FRG7	£187.00
YO101	£169.50
YO100	£145.00
YC500J	£168.50
YP150	£58.50
FC301	£108.00
FT225R	£487.50
CPU2500RK	£308.00
FT227RB	£229.00
FT207R	£213.00
FT207R	£173.05
FT202R	£103.50
FP12	£67.50
FP4	£35.00
YC601	£113.00
SP101B	£19.00
YD148	£18.50
YD844	£18.50
YD846	£7.50

### SHURE

444	£28.20
201	£12.60

Add 15% VAT to all prices.

VALVES. Most types kept. All valves for Yaesu in stock, valves for K.W. also.

S.E.M. Equipment. Most items held.  
K.W. Ancillary equipment.  
Agents for G2DYM antennas.  
J Beam. 2m. antennas. Ascot antennas.  
Aerial wire insulators, co-ax cable, twin feeder  
CO-AX SWITCHES

H.P. available Carriage extra

Please check prices and availability before ordering.  
ACCESS / BARCLAYCARD / TRUSTCARD

GEORGE STREET, AXMINSTER, DEVON  
Telephone Axminster 33163 (STD 0297)

## MORSE CODE RECEIVING AND SENDING

### Receiving: C-90 Cassettes

**CASSETTE A** For Amateur Radio examination preparation. Speed slowly increasing from 1-12 wpm.

**CASSETTE B** For Professional examination preparation. Computer produced morse from 12-24 w.p.m. Including international procedure signs and symbols and their incorporation into messages.

### Sending:

Morse Key and Buzzer Unit for sending practice and own tape preparation. Phone output.

Prices: each cassette, including booklets, £4.75.

Morse key and buzzer unit, £4.75.

Prices include postage, etc. Overseas Airmail £1.50 extra

**MH ELECTRONICS (DEPT. 3)**  
12 LONGSHORE WAY, MILTON,  
PORTSMOUTH PO4 8LS.

## BETTER THAN FT101E

FT101Z/D highly recommended, fantastic RX performance, some prefer it to FT901 let alone the competition. H.P.? Yes, but bank loans are cheaper. Alternatively, boost your old FT101 RX and TX performance. RF Clipper (over a thousand sold worldwide) £43. DIY kit £32. NBFM unit £49. Large SAE for details.



YAESU  
EQUIPMENT  
ON DEMONSTRATION

### HOLDINGS PHOTO AUDIO CENTRE

39/41 MINCING LANE, DARWEN STREET, BLACKBURN BB2 2AF.

Tel: (0254) 59595/6.

## G2DYM ANTI-TVI AERIALS

New 1980 Models: Shortwave listener indoor models £14.50 & £27.50. Outdoor models £30.00 & £36.00.

Tx-ing models £36, £46 & £54.75. Lists 10 x 8in 14p SAE. Aerial Guide 50p.

New Publication "Indoor and Invisible Aerials for S.W.L.s" — £3.50.

**G2DYM, UPLOWMAN, TIVERTON, DEVON**

### HAM BAND AERIALS GALORE

with

## EZEEBUILD TELESCOPING ALUMINIUM TUBING

THANK YOU FOR YOUR SUPPORT AND  
HOPE WE ARE OF GOOD SERVICE.  
WISHING YOU A MERRY CHRISTMAS  
73 BERT. G2BAR

**Uppington Tele-Radio (Bristol) Ltd.**

12-14 Pennywell Road, Bristol BS5 0TJ.

Telephone 0272 557732.

## CABLES & PLUGS FROM G8MWW

UR43 COAX, 50 ohm, 17p per metre, post 2½p per metre.  
UR76 COAX, 50 ohm, 18p per metre, post 2½p per metre.  
UR70 COAX, 75 ohm, 17p per metre, post 2½p per metre.  
LOW LOSS UHF TV COAX, 75 ohm, 16p per metre, post 2½p per metre.  
300 OHM TWIN RIBBON FEEDER, 9p per metre, post 1½p per metre.  
PL259 Plugs, 50p each. Reducers for UR43, 15p.  
4 PIN MIKE PLUGS, 60p each, 4 pin Mike Sockets, 60p each.  
2 x SO239 COUPLER, 70p each, 2 x PL259 Coupler, 70p each.  
SO239 SINGLE HOLE SOCKET, 50p each.  
SO239-PL259, elbow socket, £1.00 each.  
T CONNECTOR, 3 x SO239 outlets, £1.20.  
T CONNECTOR, 2 x SO239s and 1 x PL259, £1.30.  
SO239 to BNC Plug Adaptor, £1.60.  
BNC Skt to PL259 Plug, £1.60.  
BNC Chassis Mt Sockets, 45p.  
Post on Plugs 20p for any quantity.  
SAE for Full Lists of Xtals, Cables etc.

**W. H. WESTLAKE, CLAWTON,  
HOLSWORTHY, DEVON**

## CRAYFORD ELECTRONICS

G8AYN

G8IWX

### FLEXIBLE HELICAL AERIALS FOR HAND PORTABLES VHF-UHF

Frequency	Connector/Fitting	Price
70MHz (4m)	2BA, BNC, PL259	£6.00
145MHz (2m)	2BA, BNC, PL259, Pye PF70, 2200GX, 2300, IC215, IC202S	£4.20
	Right angle BNC, PL259, TNC	£5.35
	Storno 500, Pye Bantam	£5.00
433MHz (70cm)	4BA (use on PFI)	£2.65
	BNC, min BNC, Pye PF70, 3200, Storo 500	£3.35

Prices inclusive of VAT and carriage, most items ex-stock. Many others available, including commercial, marine etc.

ACCESS SAE all enquiries BARCLAYCARD

**6 LOVELACE CLOSE, WEST KINGSDOWN,  
SEVENOAKS, KENT TN15 6DJ**  
24hr Answer Service 047485 2577

## ADD A NEW DIMENSION TO YOUR HOBBY AND YOUR ENJOYMENT WITH ROBOT SSTV

Not the fading pictures in a darkened room of yesterday, but full brightness non-fading, quality pictures on a normal TV. Robot's '400' Scan Converter will enable you to receive exciting pictures from amateurs all over the world. Whether you are competitive (DXCC/SSTV is a worthwhile challenge) or just like to natter, Robot SSTV will revive the thrill of your first QSO. Just ask any '400' owner.

Still only £666 including VAT. Really excellent value.  
SAE please for details.

**AERO & GENERAL SUPPLIES**  
**NANAIMO HOUSE, 32 RUFFORD AVENUE,  
BRAMCOTE, NOTTINGHAM NG9 3JH.**  
Telephones: (0602) 397588.

## RADIO AMATEUR PREFIX-COUNTRY-ZONE LIST

published by GEOFF WATTS  
Editor of "DX News-Sheet" since 1962

The List you have always needed, the list that gives you everything, and all on one line! For each country:—


- its DXCC "status"
- the normal prefix
- the special prefixes
- the ITU callsign block allocation
- the continent
- the "CQ" Zone No.
- the ITU Zone No.

Full information on Antarctic stations, USSR Klub-stations, obsolete prefixes used during the past 5 years, and much more, and the List can be kept always up-to-date because ample space has been provided for adding every new prefix, each new ITU allocation, etc.

Everything arranged alphabetically and numerically in order of prefix. Ideal for Contest operators and SWL's.

Tell your Club-members about it. Order an extra copy for that overseas friend. 15 pages. Price 50p (UK), overseas (air mail) \$2.00 or 6 IRCs.

**GEOFF WATTS**  
**62 BELMORE ROAD, NORWICH NR7 0PU, ENGLAND**



## CREATE YOUR OWN REFERENCE LIBRARY

The "EASIBINDER" is designed to bind 12 copies of the Magazine as you receive them month by month, eventually providing a handsomely bound volume for the bookshelf.

No need to wait until twelve copies are assembled. As each copy is received, it is quickly and simply inserted into the binder. Whether partially or completely filled, the binder is equally effective, giving the appearance of a book, with each page opening flat.

Strongly made with stiff covers and attractively bound in maroon Rexalon and Milskin, the binders have only the title gold-blocked on the spine and the date frame.

Price £2.60 (incl. P&P)

PUBLICATIONS DEPARTMENT  
SHORT WAVE MAGAZINE  
34 HIGH STREET,  
WELWYN,  
HERTS. AL6 9EQ.

*Subscription rate to Short Wave Magazine is £5.50  
for a year of twelve issues, post paid.*

## Have you got all these ARRL titles on *your* shelf? . . .

Solid State Design for the Radio Amateur . . . . .	£5.00
Electronics Data Book . . . . .	£3.25
Antenna Book, 13th edition . . . . .	£3.70
Understanding Amateur Radio . . . . .	£3.65
A Course in Radio Fundamentals . . . . .	£2.80
FM and Repeaters for the Radio Amateur . . . . .	£3.20
Radio Amateur Handbook 1979 (soft cover) . . . . .	O/P
Radio Amateur Handbook 1979 (hard cover) . . . . .	O/P
Specialised Communications Techniques for the Radio Amateur . . . . .	£2.85
Hints and Kinks . . . . .	£2.85
Single Sideband for the Radio Amateur . . . . .	£2.95
VHF Manual . . . . .	£3.30
Learning to Work with Integrated Circuits . . . . .	£1.70
Getting to Know OSCAR from the Ground Up . . . . .	£2.35
Radio Frequency Interference ( <i>new title</i> ) . . . . .	£2.20
Ham Radio Operating Guide ( <i>new title</i> ) . . . . .	£2.75
Solid State Basics for the Radio Amateur ( <i>new titles</i> ) . . . . .	£3.35

*(all prices include post/packing)*

Available from **SHORT WAVE MAGAZINE**

Publications Dept.,

34 HIGH STREET, WELWYN, HERTS. AL6 9EQ. Telephone: Welwyn 5206/7.

# Technical Books and Manuals

(ENGLISH AND AMERICAN)

## AERIAL INFORMATION

Antenna Handbook (Orr and Cowan) .....	£4.10
Practical Aerial Handbook, 2nd Edition (King) .....	£6.90
Beam Antenna Handbook .....	£3.15
Cubical Quad Antennae, 2nd Edition .....	£3.15
Simple Low Cost Wire Antennas, by Orr .....	£3.30
73 Vertical Beam and Triangle Antennas (E. M. Noll) .....	£4.00
73 Dipole and Long-Wire Antennas (E. M. Noll) .....	£4.00
Antenna Book (ARRL) 13th Edition .....	O/S
The ARRL Antenna Anthology .....	O/S

## BOOKS FOR THE BEGINNER

Elements of Electronics, <i>Book 1</i> .....	£2.50
Elements of Electronics, <i>Book 2</i> .....	£2.50
Solid State Short Wave Receivers for Beginners (R. A. Penfold) .....	£1.15
Beginners Guide to Radio (8th Edition) .....	£3.10
Beginners Guide to Electronics .....	£3.35
Course In Radio Fundamentals, ARRL .....	£2.80
Guide to Amateur Radio (17th Edition) (RSGB) .....	£1.75
Ham Radio (A Beginners Guide) by R. H. Warring .....	£3.95
Morse Code for the Radio Amateur (RSGB) .....	55p
Simple Short Wave Receivers (Data) .....	O/P
Understanding Amateur Radio (ARRL) .....	£3.65
Radio Amateur's Examination Manual, 8th Edition ( <i>new syllabus</i> ) RSGB .....	O/P

## GENERAL

How to Build your own Solid-State Oscilloscope (Rayer) .....	£1.75
Radio Circuits Using IC's .....	£1.55
Projects in Radio and Electronics (Newnes) .....	£2.60
How to Make Walkie-Talkies (Rayer) .....	£1.50
Amateur Radio Awards (RSGB) .....	O/P
How to Build Advanced Short Wave Receivers (Penfold) .....	£1.40
Better Short Wave Reception, New 4th Edition .....	£3.00
FM & Repeaters for the Radio Amateur (ARRL) .....	£3.20
Easibinder (to hold 12 copies of "Short Wave Magazine" together) .....	£2.60
Oscar—Amateur Radio Satellites .....	£4.25
World Radio & T.V. Handbook 1979 Edition .....	£9.20
World DX Guide .....	£5.40
Radio Stations Guide .....	£1.75
Long Distance Television Reception (TV-DX) for the Enthusiast .....	£1.75
Solid State Basics for the Radio Amateur (ARRL) .....	£3.35

## HANDBOOKS AND MANUALS

Radio Communication Handbook, Vol. 1 (5th Edition) (RSGB) .....	£9.40
Radio Communication Handbook Vol. II (5th Edition) (RSGB) .....	£8.15
TVI Manual (2nd Edn.) (RSGB) .....	£1.60
Teleprinter Handbook (RSGB) .....	O/S
Radio and Electronic Laboratory Handbook, 8th Edition (Scroggie) .....	O/S
RTTY Handbook ( <i>73 Magazine</i> ) .....	O/S
Slow Scan Television Handbook ( <i>73 Magazine</i> ) ..	£3.00
Specialized Communications Techniques for the Radio Amateur (ARRL) .....	£2.85
Working with the Oscilloscope .....	£2.00
Radio Amateur Handbook 1979 (ARRL) soft cover ..	O/P
Radio Amateur Handbook 1979 (ARRL) hard cover ..	O/P
Shortwave Listener's Handbook .....	£3.30
Learning to Work with Integrated Circuits (ARRL) ..	£1.70
Weather Satellite Handbook .....	£2.85
Single Sideband for the Radio Amateur (ARRL) ..	£2.95
Test Equipment for the Radio Amateur (RSGB) ..	£4.50
Amateur Radio Operating Manual (RSGB), <i>new title</i> ..	£4.70

## USEFUL REFERENCE BOOKS

Solid State Design for the Radio Amateur (ARRL) .....	£5.00
Foundations of Wireless and Electronics, 9th Edition (Scroggie) .....	£5.40
Amateur Radio Techniques, 6th Edition (RSGB) ..	£4.00
U.K. Call Book 1980 (RSGB) .....	£3.70
Hints and Kinks (ARRL) .....	£2.85
Radio Data Reference Book (RSGB) .....	£3.65
NBFM Manual (RSGB) .....	O/P
Electronics Data Book (ARRL) .....	£3.25
Getting to Know OSCAR from the Ground Up (ARRL) .....	£2.35
ARRL Ham Radio Operating Guide .....	£2.75
Radio Frequency Interference (ARRL) .....	£2.20

## VALVE AND TRANSISTOR MANUALS

Towers' International Transistor Selector ( <i>New Revised Edition</i> ) .....	O/S
Service Valve and Semiconductor Equivalents ..	60p
Radio Valve and Semiconductor Data (10th Edition) .....	£3.00

## VHF PUBLICATIONS

VHF Handbook, Wm. 1 Orr .....	£4.00
VHF Manual (ARRL) .....	£3.30
VHF/UHF Manual (RSGB) 3rd Edition .....	£6.80

O/P (Out of print)  
O/S (Out of stock)

THE ABOVE PRICES INCLUDE POSTAGE AND PACKING

*Many of these titles are American in origin*  
*Prices are subject to alteration without notice.*

(Terms C.W.O.)

**Available from** **SHORT WAVE MAGAZINE**

**Publications Dept.**

**34 High Street, Welwyn, Herts. AL6 9EQ - Welwyn (043871) 5206/7**

(Counter Service. 9.30-5.00. Mon to Fri.)

(GIRO A/C No. 547 6151)