


2/-

The

SHORTWAVE

Magazine



CRN

**EXCLUSIVELY FOR THE
RADIO EXPERIMENTER &
TRANSMITTING AMATEUR**

VOL. VII No. 1 MARCH 1949

H. WHITAKER G3SJ

10 YORKSHIRE STREET, BURNLEY Phone 4924

THE FOLLOWING ITEMS REPRESENT BUT A FRACTION OF OUR EXTENSIVE STOCKS COVERING EVERY ASPECT OF AMATEUR RADIO

MICROPHONES. Rothermel Xtal Torpedo, $8\frac{1}{2} \times 3\frac{1}{4}$ ", with chrome grill and chrome swivel arm, complete with plug and socket, and 8 ft. of screened cable. Sensitivity level minus 54db., impedance 80,000 ohm at 1,000 cycles. Flat response from 30 to 6,000 cy. List price £18/18/-. Brand new and boxed, limited quantity at £4/5 each ROTHERMEL DI04, at £5. SHAFTESBURY RIBBON, £12. STANDARD TEL. M.C. "Ball mike," £5. SHAFTESBURY xtal. £3/10/-. U.S. Condenser, with push to talk button, T24., £5. POST OFFICE desk, 7/6. T.17 hand with push to talk switch, 5/-. M.C. hand, 7/-. R.A.F. Throat magnetic, 3/-. U.S. Lip, 2/6. SHURE carbon inserts foundation of a perfect mike by world-famous maker, 1/6.

CLAPP OSCILLATOR. THIS UNIT, AS PREVIOUSLY ADVERTISED, £7/10/-. DUE TO EXTENSIVE ORDERS DELIVERY NOW 21 DAYS.

MULLARD RES. CAP. BRIDGE. GM4140/1 230v A.C. mains, brand new in original cartons, £7. METERS FER. 0/150 mills 2" square, 7/6; WESTON 0/50 0/200, 0/500, 2 $\frac{1}{2}$ " round flush, 10/- each. 0/1 Weston, ditto, 14/-. Electrostatic Voltmeter, 3" flush, 0/2000v at 12/6. TAYLOR 0/500 mills, 3" round flush, 17/6.

XTALS. Ex-U.S. SIGNAL CORPS. Over 2,000 amateurs are already using these xtals with complete satisfaction. They are unrepeatable at the prices offered. Have you had yours? To commercial users and others we have good stocks available in most freqs. Your enquiries welcomed. All are by the leading American manufacturers, Biley, R.C.A., Stand, M.P., etc. All are in sealed holders, with raised edge air gap plates, in standard U.S. FT4 type holders, with half-inch pin spacing, except B.C.610 type, which are $\frac{3}{8}$ ". SPECIAL OFFER FOR 28Mc BAND. 7,300/7,500 kc. (X4). LIMITED QUANTITY. OUR CHOICE OF FREQ. 7/6 each, 72/- per doz.

7,000/7,300 kc., any freq., plus-minus 1kc., 12/6.

3,500/3,800 kc., any freq., plus-minus 1kc., 15/-.

FOR 144 MC BAND. 6,000/6,083 kc., 8,000/8,220 kc., 9,000/9,250 kc., any freq., 15/-. For I.F.'s 290/400 kc., 800/1,040 kc., with the exception of 1,000 kc., 12/6.

R.C.A. 100kc., 30/- (U.S. 3-pin HOLDER). PRACTICALLY ANY FREQ. OUTSIDE THE AMATEUR BANDS. Quotations by return.

RAVON TEST METERS. Brand new and boxed. Size $8 \times 6\frac{1}{2} \times 3$ " with carrying strap. A.C. volts 0/10, 0/100, 0/500, 0/1,000. D.C. volts, 0/1, 0/10, 0/100, 0/500, 0/1,000. Mills. 0/5, 0/10, 0/50, 0/100, 0/500. Watts 0/4. Resistance point 2 of an ohm to 20 meg, in four ranges. Capacity 100pf to 1mf, in two ranges. Millivolts 0/100. All ranges by 21-way rotary switch. Complete with fused test prods. The moving coil is pivoted with sapphire jewels. Knife edge pointer with anti-parallel mirror. The meter is housed in

high grade black bakelite moulded case, highly polished with all edges rounded. A grand bargain at £10.

ELECTROLYTIC CON. Metal can, 20mf. 50v wkg., one-hole fixing, in sealed cartons and perfect condition, 1/-, 10/- doz.

VALVES T.X. 805, 45/-; 807, 12/6; 808, 37/6; 811, 45/-; 813, 70/-; 100th, 60/-; 250th, 100/-; 304th, 100/-; HK257b, 60/-; 1,625, 6/- (60/- doz.); 2C26, 10/-; 2C22, 4/-; (36/- doz.); 832, 17/6.

RECTIFIERS RG240/A, 20/-; 866, 25/-; 836, 20/-; 6X5, 5V4, U50, 5V4, all 7/6. 5U4, 10/-; 5R4 GY, 7/6.



BUTTON BASE. 1001, 1A3, 1S5, 1T4, 354, 3A4, 1R5, all 7/6; 955 acorn, 7/6.

VALVES. RX.617, 6S17, 6K7, 6SK7, 6G6, 6SH7, 6AC7, 1852, 6SC7, 6J5, 6C5, 6R7, 6SG7, 6H6, 6SL7, 6K6, 6Y6, 1LN5, 1A5, 117Z6, 12SK7, 12A6, 12SR7, 12SG7, 12K8, 12SA7, 12S7, 12I5, 12C8, 9004, VR105, all at 7/6. 6V6, 6N7, 6SN7, VR150, at 8/-. 6L7, 1316, at 10/-. 6L6, 717A, 12/6.

VALVE HOLDERS. ALL CERAMIC OCTAL, 1/-; 4-PIN UX, 1/-; 807, 1J3, R.C.A. 813, 832, 7/6. LOCTAL, 6d. 4-pin Jumbo, 6/-.

SMOOTHING CHOKES. 1,500v, 500 mills 15hy, 25/-; 1,000v, 10hy 150 mills, 10/6; U.S. Potted, 150 mill, 5/9; 250-mill, 7/6. SWINGING, 2 $\frac{1}{2}$ to 24 hy, 450 mills, 10,000v insulation, 30/-. COSSAR twin L.F., 4 hy 90 mills + 4 hy 90 mills, 6/-.

R.C.A. PLATE TRANS. 2000/0/2000 500 mills tapped at 1500v. Input 230/50 cy. This is the replacement for BC 610. Brand new and crated, carr. paid 90/-. MET VIC. 6000/0/6000 890 mills tapped at 5000v. Input 230/50 cy. Weight abt. 300lb. Oil filled, carr. paid £10. Met Vic. Input 230/50 cy, output 15v or 13v C.T. at 60 amp, 35/- carr. paid. Mains Input, 230/50 cy. Output 425/0/425, 200 mills, 7 $\frac{1}{2}$ v 5 amp, 7 $\frac{1}{2}$ v 3 amp, 5v 3 amp, carr. paid 30/-. PLESSY 275/0/275 6.3v 5v 20/-. POWER SUPPLY UNIT TYPE 45, Brand new, unused incorporates Westinghouse Metal Rectification, Input 230/50 cy. Output 1200v at 200 mills. In Ventilated steel cases SIZE, 19 $\frac{1}{2}$ x 17 x 9 $\frac{1}{2}$ ", weight 120 lb. T.VO section choke filter with choke input, 120w bleeder across output ensures good regulation. Carr. paid £10. BLEEDERS, all vitreous, 20k 120w, 50k 50w, 10k 75w, 60k 75w, 5k 75w, 43 $\frac{1}{2}$ k 60w, 6k 50w, each 2/-, 5k 20w, 35k 35w, 47 ohm, 20w each 1/-. SPEAKERS. Goodmans 5" with trans. 12/6, 8" 15/-, 10" 17/6. KEYS, Type 2 Mk. 2. A nice light weight key 5/6. CONDENSERS VAR. TX. Eddystone 26pf Double spaced 2/6, Eddystone Butterfly 100+100 1/6, CYLDON 1500v, 200pf 4/-, 250pf 750v 2/6. U.S. 1500v wkg. 30pf 3/-, 100pf 5/-, 140pf 5/-, 50+50 8/-, 10+10 750v 3/-. MICA BI PASS. 2500v wkg., 40pf, 100pf, 005, 01, 02, each 1/-.



PRICE

£19 : 10s.Size: $8\frac{1}{2}'' \times 7'' \times 4\frac{1}{2}''$
Weight $7\frac{1}{2}$ lbs.

This recently developed High Resistance AvoMeter has a sensitivity of 20,000 ohms per volt on the D.C. voltage ranges and 1,000 ohms per volt on the A.C. ranges.

It is a compact and portable multi-range instrument, having many advantages which will commend it for use in laboratory or workshop. A 5-inch clearly marked scale with an anti-parallax mirror is used for the following ranges of readings :

D.C. CURRENT : $50\mu\text{A}$ to 1,000 mA.

D.C. VOLTAGE : 2.5 volts to 2,500 volts.

A.C. VOLTAGE : 10 volts to 2,500 volts.

RESISTANCE : 0.1 ohm to 5 megohms.
(with internal battery)

The instrument can be supplied, if required, fitted with magnetic screening for protection against stray magnetic fields. It will stand up to heavy overload and is protected by an automatic cut-out.

In addition to its multi-range facilities, it can be used as a Galvanometer, for which purpose the zero can be offset to the extent of 30% of full-scale deflection by a simple knob adjustment.

Sole Proprietors and Manufacturers :

The AUTOMATIC COIL WINDER & ELECTRICAL EQUIPMENT CO. LTD.
WINDER HOUSE • DOUGLAS STREET • LONDON • S.W.1 Telephone: VICTORIA 3404/9

H.R.I.


CELESTION

SPEAKERS

The new and special magnets used in the construction of the Celestion 5" and 6 1/2" speakers detailed below, provide a degree of efficiency hitherto unobtainable with permanent magnets. They represent the very latest method of speaker design and construction.

Chassis Model P6Q is also available as a Cabinet Speaker (size 9" x 8" x 4 1/2"). The attractive cabinet is fitted with volume control. Cabinet finish in Green, Cream or Brown. Ask for Cabinet Model CT115. Price £2/17/- (without transformer), suitable for outputs 1.5 ohms; or, price £3/3/- (with universal transformer). Suitable for all receivers.

Write for Brochure "S.W." It gives details of all Celestion Chassis and Cabinet Speakers



SPQ

Chassis Diameter	MODEL	Voice Coil Impedance (Ohms)	Pole Diameter	Flux Density (Gauss)	Total Gap Flux (Maxwells)	Peak Power Handling Capacity
5"	P5Q	3-0	3/8"	8,500	26,000	2W
5 1/2"	P5T	3-0	3/8"	10,500	32,000	2W
6 1/2"	P6Q	3-0	3/8"	8,500	21,000	3W
6 1/2"	P6T	3-0	3/8"	10,500	32,000	3W

The Public are requested to order from their local Radio Dealer. Wholesalers are supplied by the sole Distributors: CYRIL FRENCH LTD., High Street, Hampton Wick, Middlesex. Phone: KINGston 2240. Manufacturers should please communicate direct with

CELESTION LTD., SUMMER ROAD, THAMES DITTON, SURREY Telephone: Emberbrook 3402-5



18 TOTTENHAM COURT RD.
LONDON, W.I. Phone: MUSEum 2453, 4539

SHOP HOURS: MONDAYS—FRIDAYS 9—5.30. SATURDAYS 9—1

Television Components of all types for the home constructor

MAINS TRANSFORMERS

Stewart 350-0-350v 250mA; 6.3v 6A; 4v 8A; 0-2-6.3v 2A; 4v 3A (Electronic Eng. Specification). Size 4 1/2" x 4 1/2" x 6 1/2". Unshrouded. Price £5/5/-.

Scanco 350-0-350v 250mA; 6.3v 6A; 4v 7A; 0-2-6.3v 2A; 4v 3A (Elec. Eng. Tele. Specification). Size 5" x 4 1/2" x 4 1/2". Unshrouded. Price £4/10/-.

Elstone MT/9 500-0-500v 250mA; 6.3v 6A C.T.; 6.3v 3A C.T.; 5v 3A. Size 5" x 4 1/2" x 4 1/2". Unshrouded. Price £3/7/6.

Keston 6.3v 1.5A Heater transformer 230v primary. Size 2 1/2" x 2" x 1 1/2". Price 9/9.

E.H.T. TRANSFORMERS

Scanco Pri. 230v, Sec. 4kV R.M.S. 10mA max., 4v

2A C.T.; for rectifier. Vacuum impregnated and fully shrouded. Size 4" x 3 1/2" x 4". Price £2/8/-.

Scanco Pri. 230v, Sec. 5kV R.M.S. 10mA max., 4v 2A C.T. for rectifier. Vacuum impregnated and fully shrouded. Size 3 1/2" x 4" x 4 1/2". Price £3.

Stewart Pri. 230v, Sec. 1,750v R.M.S. 4mA; 4v 1A C.T. for CRT. 4v 1A C.T. for rectifier. Designed for use with VCR97. Price £2.

SPECIAL ITEMS FOR ELECT. ENG. TELEVISOR

Set of wound coils and chokes, 15/-.

Vision chassis complete to original spec., 19/6.

Sound chassis complete to original spec., 17/6.

Syn. Sep. and Time Base to original spec., 12/6.

Power Unit Chassis to original spec., 15/-.

CONDENSERS

				s.	d.
TCC	1mfd	7kv	Cathodray CP58QO	..	15 0
TCC	8mfd	450v	Micropack CE19P	..	4 6
Dubilier	8mfd	500v	Drilltic BR850	..	4 0
TCC	16mfd	350v	Electrolitic CE26L	..	4 9
Dubilier	16mfd	350v	Electrolitic CT1635	..	4 9
Dubilier	16mfd	500v	Electrolitic CT1650	..	6 6
TCC	16mfd	450v	Electrolitic CE29P	..	6 0
TCC	16mfd	500v	Electrolitic CE14P	..	9 6
Dubilier	16-8 mfd	500v	Electrolitic CT16850	..	8 6
TCC	16-8mfd	450v	Electrolitic CE28P	..	9 0
TCC	32mfd	450v	Electrolitic CE37P	..	10 0
Dubilier	32mfd	500v	Electrolitic BR	..	9 6
TCC	32-32mfd	450v	Electrolitic CE28PE	..	13 6

RESISTORS

Very wide range of Eric & Morgan resistors to meet all requirements.

1/2 and 1 watt resistors 4d. each.

1 watt resistors .. 8d. each.

2 watt resistors .. 1/- each.

3/5 watt resistors 1/8 each.

MISCELLANEOUS

			s.	d.
9"	Black CRT Masks	9 6
9"	Stone CRT Masks	11 3
12"	Black CRT Masks	18 0
12"	Stone CRT Masks	21 6
6"	Lens Plastic for Television	27 6

FULL MAIL ORDER FACILITIES

Please add postage

EDDYSTONE & THE AMATEUR

CERAMIC MICRODENSERS


The Eddystone Ceramic Microdenser is made to a rigid specification and possesses the essential features called for in a variable condenser used in modern equipment.

The fourteen different types available (listed below) include sizes for almost every amateur requirement—HF or VHF. Those marked with an asterisk have a vane spacing of .030 inches or more and are suitable for transmitting purposes.

The ceramic end plate is 1 1/2" square—hence comparatively little mounting space is required. The vanes are soldered to their supports and all metal-work is heavily silver-plated. All except two are single-hole mounting. The spindle is extended at the rear for ganging purposes (Cat. No. 738 excepted).

Cat. No.		Cat. No.	
580*	12.5 pF single 6/-	478	16 x 15 pF Split-Stator .. 7/3
585*	27.5 pF single 7/3	583	25 x 25 pF Split-Stator .. 7/6
589*	54 pF single 7/3	739*	8 x 8 pF Butterfly .. 7/-
582	60 pF single 7/3	687*	15 x 15 pF Butterfly .. 8/-
581	60 pF single 6/6	584	34 x 34 pF Butterfly .. 7/9
	(trimmer type)	719	25 x 25 pF Differential .. 7/6
585	100 pF single 7/6	788*	100 pF High Stability .. 15/-
586	140 pF single 7/9		

*Possesses increased vane spacing



The new illustrated Eddystone Catalogue (price 6d.) gives further details. Please order from your nearest agent—we do not supply direct.

EDDYSTONE—"Puts Perfection into Performance"

No. 583



STRATTON & CO., LTD.

EDDYSTONE WORKS,

WEST HEATH

BIRMINGHAM 31



G2AK

The Month's Bargains

G2AK

Transformers. Input 200/250v in 10v steps. Secondaries, 500/500v 120ma, 4v 3.5A c.t., 4v 4a c.t., 4v 4A c.t. and 10v 1A. 4v can be connected to give 6v if required. Beautiful job, not pitched in junk. Our price 30/-, packing and carriage 1/6. Some of the above have broken terminal strips, but are guaranteed perfect otherwise.

Dummy Aerials. Brand new in metal case, complete with 5, 10, 20 ohm Vacuum type 100-watt Non-Inductive load resistor. A rare bargain at only 7/6 each, postage and packing 1/-. Silver-plated 14-gauge copper wire for V.H.F. coils, 7' lengths, 1/-.

Feed Through Insulators. Ceramic, complete with 5" x 1/2" rod, nuts and washers. Only 1/- each, or 1/9 pair. Large Stand-offs, Ceramics, 3" high, 1 1/2" diam., 1/8" Fixing Screw in base, 3/8" hole for Elements. Only 1/- each, or 10/- doz.

15 mfd 50v metal-cased Bias Condensers, as used in the Q-Fiver. 9d. each, or 7/6 doz. 3-Gang variables, brand new, 226pf per section. Few only available at 5/6 each.

Bargains in New Valves. 250TH, 45/-; 100TH, 35/-; 813, 55/-; 832 and 832A, 25/-; 807, 7/6; GU50, 15/-; 5R4GY, 7/6; metal 6N7, 11/-; 616, 15/-; 6C4, 11/-; 6AG5, 12/6; 6F6G, 6V6 and 6V6gt, 9/-; U52, 10/-; DH63, 8/6; KTZ63, 8/6; 6S17, metal, 9/-; 6SG7, 9/-; 12SK7, 12S7, 12SQ7 and 12A6, 5/- each.

Ceramic 2 1/2" Coil Forms. Complete with 5-Pin plug base, similar to Eddystone type 1090 and 1091. Our Price only 5/- each, or 4 for 17/6.

8 mc XTALS, 0825, 8050, 8075 and 8100 kc, for 144mc octal pins. Price 12/6 each.

100 kc Oscillator Units. Complete with Xtal and valve. Mounted on sub-chassis, wired ready to drop into your Rx, requires only HT and LT. Price 25/-.

Genuine RCA AR88 Mains Trans. 110/240v 25/110c. Price 55/-, post and packing 2/6.

AR88D and AR88LF Instruction Manuals, available at 16/6 each.

Small Filament Trans. Input 210/250v 50c. Output 12v 2A, 20/-, Ditto, 25v 1A (for Q Fiver), 20/-, post and packing 1/-.

BC221's, as new, with built-in stabilised power supply for standard input. Few only available, £15.

Special. Best U.S.A. makes of 2 mfd 3,000v oil-filled condensers. Our special price only 5/- each.

THIS MONTH'S SPECIAL FOR AR88 USERS. Brand new spare 455 kc sealed xtal units, 15/- each. Also available for immediate delivery, Coils, I.F. Trans., Dials, Switches, etc. Limited quantity of HRO spares also on hand including Dials, Knobs, 'S' Meters, I.F.'s, Xtals, etc. Collins Coupler Coils. 2" dia., H.F. Former 4 1/2 long wound 80t of 20G wire tapped every 7t. Made for Pi Network, ideal also for tapped tank coil or B.C.I. filter, etc. We are giving these away at only 2/6 per pair, post and packing 6d.

WE STOCK A FULL RANGE OF RAYMART AND WODEN PRODUCTS

FOR ALL YOUR HAM REQUIREMENTS

CHAS. H. YOUNG, The Red House, Phillips St., Aston, Birmingham, 6 Phone: ASTon Cross 3381

RADIO CLEARANCE LTD.

27 TOTTENHAM COURT ROAD, W.I MUS 9188

U.H.F. RECEIVERS R.1481

To clear space in our warehouse prior to rebuilding, we are offering the remainder of our stock of these well-known receivers at clearance price. Freq. range, 65-86 Mc/s, 6" S.M. Dial, 10 6-3v Valves, 2 VR65s, 4 VR53, 1 VR66, 1 VR54, 1 VR57, 1 VR67. I.F. Freq. 12 Mc/s. B.F.O. These receivers are 19" rack mounting, brand new in transit cases, with circuit diagram. £4/19/6, carriage paid.

RECEIVERS R.U. 19

6-valve straight receiver with 3 R.F. stages, using plug-in coil packs, H.R.O. type. Valves : 3 78's, 2 77's, 1 1642. Black crackle case, 15" x 8" x 8". Provision for remote or local control. Dial cal. 0-100. Supplied new, complete with valves and 6 coil packs covering : O, 187-305 ; C, 281-455 ; Q, 524-844 ; E, 1285-2155 ; G, 2960-4620 ; H, 3865-6265 ; M, 5075-7780 ; K, 8750-1395 kc/s. £4/19/6, carriage paid.

PERSONAL RECEIVERS B.C.728C

7-valve receiver with 1-4v valves, R.F. VT173, mixer VT171, osc. VT173, I.F. VT173, det. and audio VT172, output VT174, bias rect. VT174 ; covers 2-6 Mc/s, with 4 push buttons adjustable 2-2.6, 2.6-3.5, 3.5-4.5, 4.5-6.0 Mc/s respectively. Operates from 2v acc by 2v vib., with 12v vib. for charging 2v acc. Carried slung on shoulder. Supplied brand new with valves, telescopic aerial, 2v acc., 2 vib., mounting accessories and instruction book. Built-in loudspeaker. £9/9/-.

MASTER OSCILLATORS

V.F.O. by Wilcox Gay. Type M.1. 19467A. Uses 807 electron-coupled osc., very stable, well screened. Employs 2 circuits : (a) Using cath. grid, screen, tuning 1-5 Mc/s in 6 bands. (b) Plate circuit as multiplier ; tuning 2-10 Mc/s in 3 bands. Incorporates grid choke, grid leak, grid current meter (0-10mA) for intermediate amplifier. Supplied brand new in original cartons, with installation accessories and instruction book. £5, carriage 5/-.

CRYSTAL MULTIPLIERS

Wilcox Gay, Type M.1. 19468. This is a xtal osc. using 807. Freq. range 2-7 Mc/s. Also incorporates 0-10mA grid current meter, etc. Supplied brand new in original cartons, with accessories, book, etc., 40/-, carriage paid.

MAINS TRANSFORMERS

Primary, 0-110-200/250v 50 c/s. Secondaries, 230-0-230v, 100mA, 5v 2A, 6.3v 2A, C.T. 15/6.
Primary 200/250v 50 c/s. Secondaries, 265.0-275v, 120mA, 4v 2A, 4v 3A, 13/6.
Primary, 200/250v 50 c/s. Secondaries, 460v 200mA, 210v 15mA, 6.3v 5A. 18/-.
Primary, 200/250v 50 c/s. Secondary, 110v. Rating, 60w. Enclosed. 19/6.

SMOOTHING CHOKES

20H, 40mA, 220 Ω	3/11	5H, 200mA, 90 Ω	7/6
20H, 300mA, 150 Ω	20/-	5H, 120mA, 140 Ω	5/-

ELECTROLYTICS

8mF 170v, 1/9 ; 8mF 350v, 2/3 ; 8mF 450v, 2/6 ; 16mF 350v, 3/- ; 16mF 450v, 3/6 ; 8+8mF 450v, 4/- ; 8+24 350v, 3/- ; 16+16 350v, 4/- ; 16+24 350v, 4/6 ; 16+16 450v, 4/6 ; 16+8 450v, 4/6 ; 24mF 350v, 2/6 ; 16+24+8mF 450v, 5/9 ; 100mF 3v, 4d. ; 100mF 6v, 6d. ; 25mF 25v, 1/6 ; 25mF 50v, 1/9 ; 50mF 50v, 2/- . Post extra.

LOUDSPEAKERS, P.M.

5", less trans., 13/6 ; 5", with trans., 16/11 ; 6½", less trans., 15/11 ; 10", with trans., 32/6. All brand new, boxed, with ali. speech coils.

METERS, MOVING COIL

Metal cased, 2" circular, 0-500 micro/amp., 7/6 ; 0-15/600v (requires ext. res.), 6/6, 0-20 or 0-40 amp. (with shunts), 5/- . Bakelite cased, 2" square, 0-500 micro/amp., 9/6 ; 0-1mA, 7/6 ; 0-5mA, 6/- ; 0-50mA, 7/- ; 0-150mA, 6/- ; 0-300 D.C. (series res. supplied), 7/- . Bakelite cased, 2½" circular, 0-100 micro/amp. F.S.D., scaled megohms 4-2.5m-inf., 18/6 ; 0-500 micro/amp., 16/6 ; 0-30mA, 7/- ; 0-50mA, 8/6 ; 0-100mA, 9/6 ; 0-200mA, 9/6 ; 0-1mA, desk type, 15/- ; 0-15v, 7/- ; 100-0-100v, centre zero, 1mA F.S.D, 7/-.

MODULATORS B.C.456B

3 Valves, 1-1625, 1-1215, 1 VR150/30. Brand new, 13/6.

R.F. UNITS

Type 24, with valves, used, good condition	8/6 plus 1/6 post
Type 25, with valves, used, good condition	10/6 plus 1/6 post

TRANSMITTER TUNING UNITS

Westinghouse Elect. C.A.Y. 47155. Type C. Covers 1.5-3 Mc/s. Variometer tuned, with S.M. dials, etc. in black crackle case. 17/6.

Westinghouse Elect. C.A.Y. 47154A. Type F. Covers 6-9 Mc/s, with condenser tuning. S.M. dials, black crackle case. A nice job. 22/6.

CONTROL UNITS

With 2 2" square moving coil meters, flush mounting, 0-5mA and 0-40v, toggle SW, 5- and 7-pin sockets. 8/6. Post 1/-.

RECEIVERS, TYPE 78

5 Valves, VR91, ARTH2, 6J5, VR53, VR92. Covers 2.4-13 Mc/s in 2 bands. Xtal calibrator with 100 kc xtal. Heaters wired for 26v. Feeds out on I.F. of 560 kc/s. Brand new in transit case. 37/6.

Type 76 covers 150-505 kc/s, with 3 valves, VR53, ARTH2, EA50, S.M. dial as 78, but no xtal calibrator. 27/6.

F.M. RECEIVERS, B.C.603

10-valve receivers covering 20-28 Mc/s. Tuneable or 10 channels available by push buttons. I.F. 2.65 Mc/s. Bandwidth 80 kc/s. Power output, 2 watts to built-in 5" speaker. Provision for phones. Line up : R.F. 6AC7, Mod. 6AC7, osc. 6J5, 2 IF's 12SG7, limiter 6AC7, det. 6H6, A.F. and B.F.O. 6SL7, A.V.C. 6SL7, output 6V6. Brand new. £6/19/6.

U.H.F. MUSHROOM VALVES. Type 717A, new, 12/6.

AMERICAN PUBLICATIONS

For the Amateur



RADIO HANDBOOK

The 11th Edition contains the greatest array of practical radio equipment ever shown. A practical book for practical men. Hundreds of photos and circuits. Cloth bound. **17/6** Post paid

RADIO AMATEUR HANDBOOK

The 1949 A.R.R.L. Handbook is now ready. The standard American work on Amateur Communication. Over 700 pages, completely comprehensive. Copies sent direct from U.S. to **12/6** Post Paid customers.



Q.S.T.

Subscribers to this famous magazine automatically become Associated Members of the ARRL. Each monthly copy brings the very latest details of all **25/-** One Ham equipment. Year

C.Q.

This leading American Amateur Journal is packed with the finest RX and TX designs, hints and tips. Special sections, VHF-UHF, Antenna, Inside the Shack **20/-** One etc. Year



CALL BOOK

A complete directory of Ham call signs, names and addresses. Issued at regular intervals. Over 100,000 listings. World **10/9** Post Paid wide.

AUDIO ENGINEERING

The only magazine of its kind. No phone station, P.A. man or anyone engaged in audio should be without this famous publication. **20/-** One Year



ELECTRONICS

The monthly authority on all matters relating to Radio, Television, industrial electronics, etc. A magazine for the advanced **£5** One Year technician.

ANTENNA MANUAL

The most comprehensive antenna book ever published. All the old tried favourites and many new ones. Right up to date. Cloth **18/6** Post Paid bound.



RADIO NEWS

A magazine for the radio constructor, now published in a new form. Special electronic section. Increased size. Special constructional articles in every **25/-** One Year issue.

RADIO CRAFT

Each issue of this famous magazine is filled with the latest news of radio. Of particular interest to the listener. Now called "Radio **23/6** One Year Electronics."



We have listed above a short selection of some of the leading radio publications that we handle, we are always receiving new books, etc., but owing to import restrictions, etc., supplies are small. Let us quote you delivery and prices for Rider, Terman, Gharadi, McGraw-Hill, etc. All magazines are sent direct to our customers from the U.S. Text books shown above are nearly always in stock, but on occasions supplies may be temporarily sold out. We do, however, try to give the fastest deliveries possible. *Order to-day!*


DALE INTERNATIONAL Publications Ltd.
105 BOLSOVER STREET, LONDON, W.1

LOOKING AHEAD?

We hope so because then you will realise that we too were looking ahead when we designed

THE "COMMANDER" DOUBLE SUPERHET COMMUNICATIONS RECEIVER

★
Price
£48 10s



★
Price
£48 10s

MAYBE IT'S FUTURISTIC IN MANY WAYS. BUT THE PRINCIPLES EMBODIED IN THE DESIGN OF THIS RECEIVER ARE THE LOGICAL SOLUTION TO PRESENT AND FUTURE AMATEUR RECEIVING PROBLEMS. WE ARE CONFIDENT THAT THE 'COMMANDER' WILL OUTPERFORM ANY EXISTING COMMUNICATIONS RECEIVERS IRRESPECTIVE OF THEIR PRICE FIELD.

SEND 2½d. STAMP FOR ILLUSTRATED TECHNICAL BROCHURE TO

RADIOVISION (LEICESTER) LTD., 58/60 RUTLAND ST., LEICESTER
DEPT SM. Phone 20167

Lyons Radio

3 GOLDHAWK ROAD,
SHEPHERDS BUSH, LONDON, W.12

Telephone : Shepherds Bush 1729

American Radio Altimeters (Type APN1)

These are in effect a complete 460 mc trans-receiver fitted with 14 valves. (2-955's, 2-9004's, 4-125H7's, 3-125J7's, 2-6H6's, 1-VR130.) Include 24v Dynamotor with 285v at 75 ma output. In aluminium cases 18" x 7" x 7". Beautifully made jobs in almost brand new condition. £4/10/-, carriage paid.

D.C. to A.C. Converter Units (Power unit type 195)

Input 24v D.C. output 230v A.C. (50 cps.), rated at 100 watts. Consists of rotary transformer in metal case fitted with on/off switch and input and output sockets (plugs supplied with unit). Good working order. Overall size approx. 12" x 12" x 8". £3/15/- (carriage 6/-).

Motor Generators Type J.

Input 12v, outputs : 6v at 5a, 150v at 10 ma, 300v at 70 ma, cont. or up to 240 ma intermittent. High grade British manufacture. Easily converted to powerful mains motors. 18/- (carriage 2/6).

Wave-Form Generators Type 34 and 26

These units are fitted with 13 valves (6-VR65's, 1-VR116, 2-VR54's, 4-VR56's), over 80 resistances, 35 condensers, relays, transformers and other useful components. Fitted in metal cases approx. 11" x 8" x 10". Good condition. 25/- (carriage 3/6).

Remote Control Type B.

A desk type of unit for remote transmitter control. Fitted with switches for transmitter on and off together with RT/WT change-over. Included also is really super morse key. Adds a fine touch to any "ham" station. Easily adaptable. Practically brand new. 15/6 (postage 1/6).

Rotary Switches.

2 wafer each 3 way, 3 pole—2/9 each post free. Single wafer, 4 way, 2 pole—2/- post free. 2 wafer each 6 way, 1 pole (non-shorting contacts) —2/9 post free. 3 wafer each 4 way, 3 pole—3/6 post free. All these switches are brand new with single hole fixing.

Telescopic Aluminium Masts.

Extend to 7' 6" (17" retracted)—5/- each, post free.

Heavy Duty "Pyrex" Aerial Insulators.

8" long, approx. x 2" dia., plus shackle bolts and eyes. 5/-, post free.

Portable Visual Signalling Lanterns.

Brand new Admiralty pattern with rotating front giving choice of 5 colours. With trigger type contactor. Less battery and bulb (takes standard 2 pole M.B.C.). 10/- each, post free.

We have in stock a wide range of spares for the R1155, T1154 and many other popular types of ex-service sets. Your enquiries invited.

WEBB'S RADIO announce a CLEARANCE SALE March 7-19

A genuine sale of Prototype Experimental Gear. Shop soiled items and redundant stock to be cleared at "give away" prices to make space in our stock rooms.

CLEARANCE LIST—2½d. POST FREE

A few examples are shown below:—

Transformers (KW339)	
230/2.5v 10 amps (2.500v ins.)	5 0
230/2880-0-2880v 700 mA	27 6
Racks and Cabinets	
Various chassis, racks, panels, cabinets, etc., at half Webb's catalogue prices.	
No. 1033 cabinet and chassis, 8¾" wide	20 0
No. 1034 cabinet and chassis, 17¾" wide	27 6
Complete 5' grey rack, 5 panels and chassis..	50 0
Dials	
Muirhead D.131 BV 4" scale, precision	7 9
Formers	
Ceramic formers, many sizes, 6d. and 1/- each.	
Tx Coils	
Eddystone 1090 ceramic ready wound with sub-bases and pins; complete Tx coils for various amateur frequencies	
5-metre Transmitter	2 6
Prototype on 31½" rack, with valves and modulator	60 0

200-watt PA Chassis, Prototype two STC.4304CA, bias pack, LT Trans, meter and coils, 7-14-28 Mc/s 50 0
 50-watt Driver Unit, Prototype two 807 bias pack, meter (for above chassis) 30 0
Murphy Signal Generator
 Type MI in working order (slight fault on attenuator), 30 Mc/s to 100 Mc/s in five bands 50 0
Labgear Tx Coils. Plug-in, air-spaced, slight shop soiled, various ranges at one-third list, examples:—
 Type CCL 100-watt Link C.T., 14 Mc/s 3 9
 Type BL 100-watt Link at end, 28 Mc/s 3 1
 Many other singles of prototype chassis, Tx valves, Tx Condensers, Loudspeakers, Relays, etc., are shown in "Webb's Clearance" List—2½d. post free, which gives single items for callers only and much material available for post customers.

REMEMBER THE DATE
7th - 19th MARCH
 and FIRST COME, FIRST SERVED


Webb's Radio * 14, 50HO ST., OXFORD ST., LONDON, W.1.

Telephone : GERrard 2089

Shop hours : 9 a.m.—5.30 p.m. Sats.: 9 a.m.—1 p.m.

BUTLER RADIO


76 PRESTON STREET
FAVERSHAM, KENT



TYPE AN.420

Co-axial Antenna for 420 m/c band. Available in fixed and adjustable types with various types of brackets

Price list on application



TYPE AN.420/P

Co-axial Antenna, as above, fitted with parasitic elements

Manufacturers of—


- VHF and UHF Components
- Co-axial Antennæ
- Inductances, etc.

Trade enquiries invited

Telephone : Faversham 2004

CLYDESDALE

For Bargains in Ex-Services Electronic Equipment



Brand New

MAINS TRANSFORMERS

E528. Ideal for R1355 Rcvr. by Parmeko, test 3,000v R.M.S. Pri. 0-115v A.C. 50 cy., 0-230v A.C. 50 cy. Also tappings for 500 and 2,000 cy. Sec. 350-0-350 ohms, 100 ma, 6-3v 6A, 5v 5A. Size 5½" x 5" x 4½". 12 lbs. Clydesdale's price only **30/-** Carriage paid

E530. Pri. 0-250v, Tapped 110, 205, 225, 245v. Sec. 230-0-230v 80 ma, 6-3v 2A, 5v 2A. Drop-through chassis, dim. 3½" x 3½" x 2" x 1½". Clydesdale's price only **17/6** Post paid

E531. EHT Transformer. Ideal for VCR-97. Pri. 0-250v. Tapped 200, 240v. Sec. 2,000v, 5 ma. 4v 1-1 amps, 2-0-2v lamp. Upright mtg., dim. 3½" x 3½" x 3". Clydesdale's price only **29/6** Post paid

Brand New

Cathode Ray Indicator 6B

Containing: VRC97 C.R.T. with mu-metal shield, 4/VR91's (EF50), 3/VR54'2 (EB34), etc., in metal case 18" x 8½" x 7½". Clydesdale's price only **70/-** each Carriage paid

price only **70/-** each Carriage paid

Ex-R.A.F.

Cathode Ray Indicator 62

Containing: VCR97 C.R.T. with mu-metal shield, Xtal unit 10XC/2, 16/VR65's (SP61), 2/VR54's (EB34), 2/VR92's (EA50), etc., in metal case 12" x 18½" x 8½". Used, good condition. Clydesdale's price only **67/6** each Carriage paid

price only **67/6** each Carriage paid

Brand New

Ex-R.A.F. IF/AF Amplifier Unit R1355

5 stages of I.F. amplification, 8 valves, etc. A first-class receiver by plugging-in R.F. units, 24, 25, 26 or 27 (not supplied) in metal case, 18" x 9" x 8". Clydesdale's Price only **45/-** each Carriage paid or used, at 30/- each

Ideal as S.W. Converters

R.F. Unit 2 for 65-50 mcs.

R.F. Unit 27 for 85-65 mcs.

Variable tuning.

Brand New in maker's carton **35/-** each Post paid

R.F. Unit 24 for 26-30 mcs.

R.F. Unit 25 for 40-30 mcs.

Switched tuning.

Brand New in maker's carton at **19/6** each Post paid

Circuits available: T1154, 2/3; R1155, 1/3; R1116/A, 2/3; R1124A, R1125A and P.U., 1/9; R1224, 1/3; R1147, 1/3; R1132/R1481, 1/3; A1134, 1/3; A1368, 1/3; MCR1, 2/9; R1355, I.F. Amp, 1/3; RF24, 1/3; RF25, 1/3; RF26, 1/3; RF27, 1/3; C.R. Ind. 62, 1/3; C.R. Ind. 62A, 1/3; C.R. Ind. 6K, 1/3; SCR-274-N (Command), 4/6; BC-453, 1/3; BC-454, 1/3; BC-455, 1/3; BC-946, 1/3; BC-456, etc., 1/3; SCR-269G (Compass), 2/6; BC-348-L, 1/3; BC-1206, 1/6; IFF (U.S.A.), 1/9; all post paid.

Brand New, Portable

VOLT-OHM METERS

E336. Volt-ohmmeters with shoulder-length carrying sling.

Scale calibrated	Range of Meter
0-5,000 ohms	0-500 ohms
0-60 Ma.	0-5,000 ohms
0-1.5v	6 Ma.
0-3v	60 Ma.
	1.5v

Voltage range can easily be extended by adding resistance to suit individual requirements.

Meter is contained in black plastic case, size 3½" x 3½" x 2½", with unsplitterable glass front and removable back having all the instructions for use printed on it.

Clydesdale's price only **16/6** each Post paid

Interested in Prismatic Binoculars?

Large selection in stock, ask for special list.

Send now for New Illustrated Lists. Please print Name and Address

CLYDESDALE SUPPLY CO LTD • 2 BRIDGE STREET GLASGOW - G.5


'Phone: SOUTH 2706/9

VISIT OUR BRANCHES IN ENGLAND, SCOTLAND AND NORTHERN IRELAND



SPECIAL OFFER


We have available for immediate delivery the following Transformers which are not included in our normal listed lines.



DE LUXE TYPE DL 1600

Specification:

Pri. 10-0-200-230-240v
Sec. 1600-0-1600v 300ma
Size. L. 8½. W. 5½. H. 6¾
Price £5. 0. 0 each



POTTED TYPE T.V.R.

Specification:

Pri. 110-200-230-250v
Sec. 300-0-300v 150 ma
5v 3a 6-3v 6a
Size. L. 5½. W. 4½. H. 5½
Price 46/3 each

All new and fully guaranteed. Stocks are limited and are subject to unsold. Available through WODEN Dealers, or if any difficulty send direct.

WODEN TRANSFORMER CO. LTD.

MOXLEY ROAD, BILSTON
STAFFORDSHIRE

TELEPHONE: BILSTON 41959/0

J.T.L.

ODEON RADIO

STOCKTAKING BARGAINS

We offer below a number of items which have become "shopsold" or which have been constructed by us for display purposes or to special order. All are guaranteed in perfect condition electrically, and prices are particularly advantageous, in many cases considerably less than the value of the components.

150 WATT all-band Fone/CW Transmitter, band-switched exciter and PA. Output stage 813 modulated by four 6L6's in P.P. parallel. Constructed in Eddystone 63" rack. This is our standard 150 watt amateur band transmitter, and is a very fine job. Illustrated leaflet on request. Original price £200
Now only offered at **£120**

FRANKLIN VFO driver unit, using two 6J5's followed by 6F6 untuned buffer and 6V6 output. Frequency range 3-5 to 4-0 Mc/s. Built in black crackle steel cabinet with slow motion dial.

Reduced from £20 to **£10**

MULLARD E800 Oscillograph, 3" CR tube, with X and Y amplifiers, and special high frequency time base. Slightly used, but absolutely as new.

Original price £85. **£45**

MULLARD GM4140 Resistance-Capacity Bridge, measures capacity from 10mmf to 10mfd and resistance from 0-1 ohm to 10 meg-ohms. Provision for use as open bridge and for power factor measurement. Reduced from £13/13/- to **£7/10/-**

1,250 VOLT POWER PACK, with mercury vapour rectifiers, rack mounting, finished black crackle. With pair of GU50 valves.

Reduced from £25 to **£12**

1,500v 300Ma POWER PACK, rack mounting, using Woden transformers and chokes and 866 rectifiers, complete with valves.

Reduced from £27/10/- to **£15**

750v 250Ma POWER PACK as above.

Reduced from £20 to **£10**

40 WATT modulator, using 6J5, 6J5, 6V6, push-pull 6L6, multi-ratio output transformer, for rack mounting. Complete with valves.

Reduced from £25 to **£12**

RADIO-AID Crystal Frequency Sub-standard, provides crystal frequencies of 100 Kc/s and 1,000 Kc/s, with multi-vibrator giving 10 Kc points. Tuned output ensures strong harmonics at high frequencies. Provision for modulation of signal. An invaluable adjunct to any amateur station.

Reduced from £24 to **£10**

LABGEAR Viewing unit—oscilloscope unit using 3" tube, with built-in power supply and 50 cycle sweep. Ideal for modulation checking. In black crackle carrying case, for A.C. mains 200-250v.

Reduced from £16/10/- to **£10**

ODEON RADIO

Everything for the Amateur

56 College Road, Harrow, Middx.

Telephone: HARrow 5778

INSTRUMENT CO.

INEXPENSIVE TELEVISION

RI355 RECEIVER, new, complete with RF25. Needs only minor modifications to give the perfect vision receiver. **47/6** plus 5/- carriage.

TYPE 6 INDICATOR, new, containing VCR97, Pot./Meters, and a host of useful components including valves, etc. **£3/19/6** Plus 15/- carriage, 7/6 refunded on return of packing case.

EHT TRANSFORMER giving 2,500 volts and 6.3 volts at 3-amps and 4 volts at 3 amps. **£2/18/-** Post free.

CONDENSERS. 8 Mfds., 450 volt working. Post free **1/9** each
EHT RECTIFIER H.V.U.I.
Post free **8/-**

"INEXPENSIVE TELEVISION" BOOKLET at **1.6**. Shows how to make your Television from Ex-Govt. Units listed above.

ADJUSTABLE THERMO-STATIC SWITCHES. Suitable for mains voltages.
Post free, each **8/6**

Ex-R.A.F. AMPLIFIER 1134
Ideal for use with a microphone, or can be used as an amplifier without modification. Complete with wooden transit case. **16/9**
Post free

MAINS TRANS. Stand up and Drop-through type. Primary 200-250 volts. Secondary 350-0-350 80mA, 5 volts 2 amps, 4 volts 3 amps. **£1**
Post paid


SCREENED FLEX. **10/-**
Suitable for mikes. 100ft.

12 ASSORTED RELAYS for experimental purposes. **12/9**
Post free

INFRA-RED TUBE **14/6**
Post free

2½" FLUSH MOVING IRON AMMETER 0-25 **7/6**
Post free

Write to Dept. "M"



6-Valve

SUPERHET

Receiving Unit of the well-known TR1106 which covers 4.3 to 6.7 mc/s. Among the many useful components are:- 1 pr. standard IF transformers (460 kc/s), iron dust cores, 2.1 MFD, 500v working condensers; 4 .1 metal tubular condensers, 1 MIO transformer; 1 phone output transformer, 2 pot meters, 10 fixed condensers of standard values; more than 2 doz. resistors from 200 ohms to 1 megohm; 6 International octal valve holders; 2 tag boards; 1 Yaxley switch; 4 pre-set .0001 condensers and tuning coil. In fact a 6-valve superhet mounted on steel chassis, size 8½" x 6" x 2½". Less valves, post free, 10/-.

With valves, 29/6, plus 2/6 pkg. and ins.
This Set can be easily modified for Car Radio or 4-Station Push Button Receiver.
Data Book, 1/6 extra.

INSTRUMENT CO., 244 Harrow Road, London, W.2

Telephone: CUN 0508

THE MAIN AMATEUR SERVICE OF THE NORTH

G6HP FOR H.P.


H.P. Means:

Houses of Parliament to the uninitiated.

High Power to the QRP wallah

Panama to the DX Hound

and **HIRE PURCHASE** to You



EDDYSTONE 640 AMATEUR COMMUNICATIONS RECEIVER

The finest British-made Amateur Communications Receiver of all time bar none.

Now available on **VERY EASY** Personal Deferred Payment Account. A much better proposition than any Surplus Receiver.

CONSIDER. For **£5/15/-** deposit and 78 weekly payments of **6/-** into a local Bank **YOU TOO** can become the proud possessor of a **BRAND NEW GUARANTEED EDDYSTONE 640 RECEIVER.**

Don't delay—write to-day—big demand expected.
Full details and illustrated brochure gratis.

PRICE **£27.10** CASH
Delivery by return. Carriage paid.
Guaranteed for 12 months.
"Better than my H.R.O. G3SN."
We are busy with Mail Order work, but always welcome callers. If unable to call, may we send you a copy of our latest list SWL?

AMATEUR RADIO SERVICE, CANNING STREET, BURNLEY

TEL 2999

EX-GOVERNMENT STOCK DISPOSAL!

SPECIAL
MARCH ISSUE ONLY
 ● 6H6 3 FOR 4/-
 ● 7193 3 FOR 5/-
 ● 6.SH7 3 FOR 5/-
 NEW VALVES IN
 ORIGINAL
 CARTONS

The finest
RADIO VALUES
ever offered!

SATISFACTION GUARANTEED OR MONEY REFUNDED!

ASTRO COMPASS, complete in black bakelite box, chrome hinges and clasp, with booklet, new, 12/6. ANTI-VIBRATION MOUNTS, 2½", box of 4, 1/-. AERIALS, knife type, new, 2/6. AMMETERS, 14 amp scale. External shunt supplied. Movement 75 millivolts FSD. New. Cost Govt. £7, our price 22/6.

BALLOONS, meteorological, 5' diam., in tins, 4/-.

BAKELITE ANGLE BENDS, 2" x 2" x 19", 1/6.

CABLE twin rubber, 9/012, 12 yds., 3/6. COMPASS AIRCRAFT, overhead-fitting with mirror, alcohol type, 4½", new, boxed, 8/6. COVERS, WATERPROOF, 6" x 5½", 7/6. CORK SHEETS, 24" x 18", 1/16th thick 2/-, ½" thick 3/-, sheet, worth treble. CAPACITORS, mica, 22 assorted in carton, 5 pf to .005 mf, new, 5/-. CHOKES, LF, 300 ohms 60 ma, 4/-. CATHODE RAY TUBES 5NPI, new, 30/-. 1806/P1, new, with base and screen, 25/-. CHASSIS type 526 power unit, less valves, host useful components, high voltage condensers, etc., 10/-. R9B receiver, less valves, full useful TV spares, 15/-. TPX 159, less valves and meter. Hose spares, inc. National vernier dial, etc., 30/- new. Radar amplifier chassis and case, less valves, suitable large power pack or amplifier, snip, 15/-. CAM OPERATED SWITCHES, brand new, in cartons, 12-way and 2-way, silver and platinum contacts, ex-ABK 4, for 5/-. CORDS TELE-MIC, 5½", new, 6 for 2/6.

DYNAMOTORS, 28v input, 540v output, easily convertible 1/20th hp AC series, 15/-. DIALS, National velvet vernier, new, boxed, 15/-. ELECTROLYTIC CANS, 32mf 350DCW, 2/-, 16+8 450DCW, new, 4/6.

FITTINGS, E.L., chrome on brass bar, rose and standard ball fitting, less globe, suitable mic stand. Pre-war goods, new, 10/-, worth 50/-.

HEADSET ADAPTOR, 1/-.

INDICATOR UNIT BC992B, £3/10/-.

JACK PLUGS, tele-mic, 1/-.

JOB LINE MILLI-AMMETERS, assorted, 4 for 10/6. These have one of the following faults: loose glass, sticking movement, chipped case. All easily repaired. Leave assortment to us, please, at this price!

KEY Morse bakelite R.A.F., new, 2/-. KIT model High speed launch or Wellington bomber, 4/6.

LINE UNIT TERMINATION chassis and case only, with hand-ringing set and telephone spring bracket, 20/-.

MOTORS, A.C., 230v. High rev. with ¼" spindle, 15/-. MILLIAMMETERS, thermo-couple, 5 amp and 4 amp, 3/6, both new. MICROPHONES, Throat, 1/6. Carbon with lead, 1/6, new.

PULLEY WHEELS, Westinghouse, ball bearing, ½" hole, grooved perimeter, 4 for 3/-.

RELAYS, 12v, 4-way, 3/-, 12v, 2-way, 2/-, 24v, 4-way, 3/-, 24v, 2-way, 2/-. RECEIVERS, BC 433G. COMPASS, new condition, 90/-, few only. BC312, 230v AC, £18/10/-, few only. R.F. UNITS, type 25, new, cartoned, 15/-. RUBBER SQUARES, sorbo, type 5" x 5" x ¼", 6 for 2/6.

SPEAKERS, 5", Plessey, with TX PM, 12/11.

SLIDE RULES, 18", in leather case with booklet, new, 12/6. SPIRIT LEVELS, miniature, 2½", 1/6, new. SPARES BOX, containing carbon brushes, fuses, etc. 31 pieces new, cartoned, 1/6.

SOCKET AND JACK PLUG, new, cartoned, 2/-. TOOL SET, snap-ons, BA, sizes 0 to 8, with handle, ratchet and spring bend, new, in steel box, 20/-, worth 70/-.

TEST METERS, Rayon new, 8" x 6½" x 3", 21 range with anti-parallelax, note our price, £8/18/6, list 16 gns. MILLARD RES CAP BRIDGE, last 50 to clear, type GM4140/1, £6/10/-, note price.

U2 CELLS, 1.5v, 12 for 3/-.

VALVES, 5U4G, 6B4, 807, 6V6, 6Y6, 77, 78, 8/-, VR150, 6X5, 6G6, 6SL7, 6AG5, 6K7, 6I7, 7V7, 3Q5, 713A, 0Z4, 71A, 6/-, 12A6, 6SK7, 6SS7, 12J5, 955, 76, 5/-.

VIBRATOR PACK, 12v input, 200v 60 ma output, complete with 0Z4 rectifier, 12/6. VIBRATOR AMPLIFIER PACK, complete with 6K6 output, 12v input, 20/-.

WOODEN STORAGE CHESTS, 41" x 24" x 20", 8 compartments, new, £3, few only left.

WOODEN STORAGE CHESTS, new, with snap-on lid, carrying handles and 3 compartments, 14" x 16" x 11½", 12/6.

XTAL MICS, Rothermel, torpedo with plug and socket, and screened lead. List 18 gns. New, boxed, note our price, £3/15/-. XTAL MULTI-PLIERS, new, Wilcox Gay, with 807 to clear, few only 35/-.

YAXLEY TYPE ROTARY SWITCH, 2-way, 1/9. ZIPP, 8" lightweight, 6 for 5/-, many uses.

NO CARRIAGE OR PACKING CHARGES

Terms—Cash with Order. Send Money Order or Postal Order to:—

WESTON PRODUCTS (Liverpool) LTD.

71 Great George Street · Liverpool • Telephone ROYAL 5754/5

RADIO EXCHANGE Co. for Beginners!

9, CAULDWELL STREET, BEDFORD.

AMERICAN IFF's. The well-known 13-valve TX/RX with 9v dynamotor (free mains conversion data), dozens of resistors, condensers, etc., etc., converts to 2 metres. Only 27/6.

NOISE LIMITERS, Complete sub-assembly with double diode valve, and all small parts, ready for mounting. Full instructions. NEW and boxed, 5/6.

12/24v AC/DC MOTORS, complete with easily detachable fan and housing. BRAND NEW, 15/-.



BC221's AGAIN. The finest of them all—better than 0.1% accuracy from 125 kc/s-20 mc/s. superb instruments, with valves, Xcal, and calibration book, in attractive black crackle cases. Only £9 9s.

RECEIVER 1147A. Just the job for DX. 30 mc/s to 1.5 mc/s. Optional amplified AGC—13 valves, self-contained for 115v, with built-in speaker. Rack mounting. BRAND NEW, only £31. FREE with above—230v/-110v Transformer.

SOILED. 0/3.5 Thermocouple, M/c Meters, 4/-, 0/100 mA m/c meters, 4/-, Balanced armature L.R. Phones, 4/- pair.

0/300 VDC M/c METERS, boxed—NEW—5/9.

12v VIBRATOR POWER PACKS, delivering 250/300 VDC at 100 mls., in attractive case 10x8x6. Only 17/6.

Unless otherwise stated, goods sold as used. Carriage paid in England, Scotland and Wales only

RADIO EXCHANGE CO.

9 CAULDWELL STREET, BEDFORD. Phone : 5568


THE EFFICIENCY OF YOUR APPARATUS MAY DEPEND ON

A ha'porth of solder

It costs only about a ha'penny more to make 500 joints with Ersin Multicore Solder than it does with cheap solder. Ersin Multicore Solder gives you a guaranteed standard of sound precision joints, and high-speed soldering with freedom from 'dry' or H.R. joints. Your transmission and reception depend on this standard of quality, and it costs so little to ensure it. Be sure—use only Ersin Multicore Solder.

PRICES SIZE 1 CARTONS


Catalogue Ref. No.	Alloy Tin/Lead	S.W.G.	Approx. length per carton.	List price per carton (subject)
CI6014	60/40	14	32 feet	s. d. 6 0
CI6018	60/40	18	84 feet	6 9
CI4013	40/60	13	20 feet	4 10
CI4016	40/60	16	44 feet	5 3



ERSIN MULTICORE SOLDER

MULTICORE SOLDERS LTD., MELLIER HOUSE, ALBEMARLE STREET, LONDON, W.1. REGENT 1411

HEADPHONES WHICH UPHOLD BRITISH PRESTIGE



TYPE "K"

Your local dealer can supply
Descriptive Literature on request

Phone: WATFORD 7241

The S. G. Brown Type "K" Moving Coil headphones supply that High Fidelity Reproduction demanded for DX work, monitoring and laboratory purposes, etc.

OUTSTANDING CHARACTERISTICS

- D.C. RESISTANCE, 47 Ohms.
- IMPEDANCE, 52 Ohms at 1,000 c.p.s.
- SENSITIVITY, 1.2×10^{-12} watts at 1 kc. = .0002 Dyne/cm².

Price **£5 : 5 : 0** Per Pair



FOR DETAILS OF OTHER S. G. BROWN HEADPHONES
(PRICES FROM 30/- TO 63/-)
WRITE FOR ILLUSTRATED BROCHURE "S.W."

S.G. Brown, Ltd.

SHAKESPEARE STREET, WATFORD, HERTS.

LASKY'S RADIO

BRAND NEW AND UNUSED IN MAKER'S WOOD TRANSIT CASE

RECEIVER UNIT TYPE 1355

Containing 11 valves : 8 VR65, 1 5U4G, 1 VU120 1 EA50. Incorporated in this receiver is a 7.7 Mc/s I.F. strip. This unit is ideal for television construction.

LASKY'S PRICE **42/6** Carriage 5/ extra

As above but used. PRICE 30/-, carriage 5/- extra.

INDICATOR UNIT TYPE 62

Containing 20 valves and a 6" cathode ray tube type VCR97 (short persistence).
Valve line up : 16 SP61, 2 EA50, 2 EB34.

Dozens of useful components, condensers, resistances, coils, 117 Mc/s crystal, 16 pot/meters, etc. Totally enclosed in metal case, size : 18" x 8½" x 11". Weight 40 lb. Enamelled grey with coloured control knobs.

LASKY'S PRICE **59/6** Carriage 7/6 extra

The cathode ray tube is tested before despatch. THE IDEAL INDICATOR UNIT AT THE LOWEST POSSIBLE PRICE FOR CONVERSION TO TELEVISION.

ANTENNA ROD SECTIONS

As used in the Walkie Talkie Mk. 58. Each rod is steel heavily copper plated, sprayed khaki. Length 14" per rod. Any number of rods can be fitted together.

LASKY'S PRICE **3/-** per dozen, post free

LASKY'S RADIO, 370 Harrow Road, Paddington, London, W.9

(Opposite Paddington Hospital)

Telephone : CUNningham 1979.

Hours : Mon. to Sat., 9.30 a.m. to 6 p.m. Thursday half-day.

16 x 16 MFD CONDENSERS 450 V.W. 4/11 each, 55/- per dozen.

BRAND NEW AND UNUSED SET OF VALVES 1 6K8G, 1 6K7G, 1 6Q7G, 1 6V6G, 1 5Z4G.

LASKY'S PRICE FOR THE 5 VALVES, 35/-, post 1/-

BRAND NEW MOVING COIL METERS

0-500 MICRO/AMPS. PRICE 6/11 each

0-1 AMP. PRICE 5/- each

0-20 AMP. PRICE 5/- each

EACH ONE BOXED AND SEALED

10 yd Lengths of twin rubber covered cable.

Circular section. Fine Quality.

LASKY'S PRICE 2/6 per length. Post 9d. extra

BRAND NEW AND UNUSED IN ORIGINAL WATERPROOF WAXED CARTONS

No. 19 SET POWER SUPPLY UNIT

12/24v Input. Contains 275v vibrator supply and 500 motor generator supply fully smoothed and fused. Unit supplied complete with spare vibrator and spare OZ4 rectifier, also all connecting plugs and leads. Operating instructions supplied with each unit. A BEAUTIFUL PIECE OF WORKMANSHIP.

LASKY'S PRICE **45/-** Carriage 5/- extra

Send a 2½d. stamp with your name and address in block letters, please, for a copy of our current bulletin giving full details of our ex-Government stocks.



TYPICAL CHARACTERISTICS

Type	Base	V _h (V)	V _a (V)	V _{g2} (V)	V _{g1} (V)	I _a (mA)	g _m (mA/V)	*μ	r _a (KΩ)	R _a (KΩ)	P _{out} (W)
EY91 H.W. Rectifier	B7G 6-3	—	250 (max)	—	—	75	—	—	—	—	—
	B9G 6-3	—	250	—	—	10	6.5	—	75	1000	—
EF50 R.F. Pen.	B9G 6-3	—	250	250	-2	10	7.7	—	80	500	—
EF54 R.F. Pen.	B9G 6-3	—	250	250	-1.7	10	12	—	28	55	—
EF55 R.F. Pen.	B8A 6-3	—	250	250	-4.5	40	9.5	—	—	440	—
EF42 R.F. Pen.	B7G 6-3	—	250	250	-2	10	7.65	—	70	1000	—
EF91 R.F. Pen.	B8A 6-3	—	250	250	-2	10	3.2	—	11	90	9 2.5
EL42 Output Pen.	B7G 6-3	—	250	250	-11	26	2.6	—	12	130	16 1.4
EL91 Output Pen.	B8A 6-3	—	225	225	-13	16	6.5	—	60	9.2	—
EC52 V.H.F. Triode	B7G 6-3	—	250	250	-2.6	10	8.5	—	100	12	—
EC91 Grounded Grid Triode	B9G 6-3	—	250	—	—	-1.5	10	—	—	—	—
ECC91 Double Triode	B7G 6-3	—	250	—	—	-0.9	8.5	5.3	38	7.1	—

*For Pentodes μ_{g1-g2} is quoted.

Receiving Valves for Amateurs

These eleven valves are growing in popularity with amateurs. They include old and trusted friends like the EF50 (widely used for oscillator and doubler applications), and some new all-glass types on B8A and B7G (miniature) bases. Please write to Transmitting and Industrial Valve Dept. for full technical data and prices.

Mullard

THERMIONIC VALVES & ELECTRON TUBES

INDUSTRIAL POWER VALVES · THYRATRONS · INDUSTRIAL RECTIFIERS · PHOTO-CELLS · FLASH TUBES · ACCELEROMETERS · CATHODE RAY TUBES · STABILISERS AND REFERENCE LEVEL TUBES · COLD CATHODE TUBES · ELECTROMETERS, ETC.

MULLARD ELECTRONIC PRODUCTS LTD., CENTURY HOUSE, SHAFESBURY AVENUE, W.C.2.
MVT37

INDEX TO
ADVERTISERS

	<i>Page</i>
A.C.S. Radio.....	74
Amateur Radio Service.....	10
Automatic Coil Winder.....	1
Barnes Radio.....	68
B.I.E.T.....	75
Brighton Trade Services.....	68
Brookes Crystals Ltd.....	70
Brown, S. G.....	13
Burnham Electric.....	74
Butlers Radio.....	7
Candler System.....	76
Carlton Coil Winding.....	74
Celestion.....	2
Clydesdale Supply Co. Ltd... ..	8
Coulphone Radio.....	73
Dale International.....	5
Davis, Alec, Ltd.....	2
Electradix Radios.....	68
Electron Services.....	69
E.M.I.....	78
Fon Radio.....	64
Frith Radiocraft.....	71
G.E.C.....	16
General Sound & Vision Co... ..	71
H.A.C. Short-Wave Products.....	80
Haynes, A. G.....	78
Hazlehurst Designs.....	77
Hoile, A. C.....	80
H.P. Radio Services Ltd.....	72
Instrument Co.....	10
Johnsons.....	74
Labgear.....	75
Laskys.....	13
Lawrence, G.....	71
Lyons Radio.....	6
Multicore.....	12
Mullard.....	14
Odeon Radio.....	9
Pill & Partners.....	72
Pratts Radio.....	67
Premier Radio.....	65
P.C.A. Wireless.....	80
Quartz Crystals.....	66
Radford, Arthur H.....	67
Radio & Elect. Mart.....	70
Radio Clearance.....	4
Radio & Aerials.....	79
Radiocraft.....	69
Radio Exchange.....	12
Radiovision (Leicester) Ltd... ..	6
R. H. Electronic Service.....	73
Rock Radio.....	64
Runbaken.....	79
Salford Elec.....	69
Samsons Surplus Stores.....	72
Short Wave (Hull) Radio.....	74
Small Advertisements.....	76-80
Smith, H. L.....	79
Smith, M. F.....	78
Southern Radio Supply Co... ..	70
Southern Radio.....	77
Stratton.....	3
Technical Inspection.....	80
U.E.I. Corp.....	66
University Radio.....	79
Vallance & Davison Ltd. <i>Cover iv</i>	
W. D. Sales..... <i>Cover iii</i>	
Webb's Radio.....	7
Weston Products.....	11
Whitaker, H..... <i>Cover ii</i>	
Whiteley, T. A.....	68
Woden Transformers.....	9
Young.....	3

SHORT WAVE MAGAZINE

FOR THE RADIO AMATEUR & AMATEUR RADIO

Vol. VII MARCH 1949 No. 68

CONTENTS

	<i>Page</i>
Editorial.....	17
Speech Driver Unit <i>by W. R. Joss</i> (G2AJ).....	18
The BC-610 Exciter <i>by F. E. Wingfield</i> (G2AO).....	22
Grid Dip Meter <i>by J. N. Walker</i> (G5JU).....	31
RF Balance <i>by W. Vinicombe</i> (GM8RV).....	32
DX Commentary <i>by L. H. Thomas, M.B.E.</i> (G6QB).....	34
First-Class Operators' Club.....	41
More on Audio Filters <i>by W. A. Sparks</i> (G3DGJ).....	42
Power Pack Design, Part II <i>by P. E. Leventhall, B.Sc.</i> (G3CJJ).....	45
VHF Bands <i>by E. J. Williams, B.Sc.</i> (G2XC).....	50
The Radiovision Commander— <i>Magazine Test Report</i>	55
Variable Bias Pack <i>by J. B. Roscoe, M.A. (Oxon)</i> G4QK... ..	57
Here and There.....	59
New QTH's.....	60
Other Man's Station—G8IL.....	61
Month with the Clubs— <i>From Reports</i>	62

Editor : AUSTIN FORSYTH, O.B.E. (G6FO)

Advertisement Manager : P. H. FALKNER

Assistant Editor : L. H. THOMAS, M.B.E. (G6QB)

*Published the first Wednesday each month at 49 Victoria Street, London, S.W.1.
Telephone: Abbey 2384. Annual Subscriptions: Inland 20s. Abroad 22s. post paid*

Copyright Reserved throughout the World

AUTHORS' MSS.

Articles submitted for editorial consideration must be typed double-spaced with wide margins, on one side only of quarto sheets, with diagrams shown separately. Photographs should be clearly identified on the back. Payment is made for all material used, and a figure quoted in the letter of acceptance. It is a condition of acceptance that copyright of all material used passes to the Short Wave Magazine, Ltd., on publication.

THE SHORT WAVE LISTENER ASSOCIATED WITH THIS
MAGAZINE IS SPECIALLY FOR THE RECEIVING ENTHUSIAST



OSRAM MINIATURE VALVE

TYPE Z77 HIGH-GAIN PENTODE

It is a high-gain pentode, mounted on the B7G base and is suitable for use in television, wide-band radio, amplifier and electronic instrument circuits.

INTERESTING FEATURES

Small size and rugged construction make it an eminently suitable valve for use in mobile and portable equipment. Suitable for operation up to 100 megacycles per second. Owing to smallness of size and low thermal capacity the valve rapidly reaches a stable operating condition.

List Price 17/6. Purchase Tax 3/10 extra.



Osram

PHOTO CELLS

S.E.C.

CATHODE RAY TUBES

Osram

VALVES

THE GENERAL ELECTRIC CO., LTD., MAGNET HOUSE, KINGSWAY, W.C.2.

EDITORIAL

Forward

This issue sees the commencement of Vol. VII of the *Short Wave Magazine*, so once more we may be permitted to comment on both the past and the future.

First, we must thank once again our wide circle of readers, at home and overseas, for the steady stream of messages of good will and encouragement which reach us almost daily. We have also to thank a lengthening list of trade friends for their support, which we hope to continue to justify during the coming year. Indeed, as we know, the advertising pages of the *Short Wave Magazine* are becoming of increasing value and interest to all sections of our readers.

These remarks might perhaps suggest that we are happy in our work, and do not see much else that can usefully be done to improve the *Magazine*. Not so; while we are certainly happy about it, our constant endeavour is to increase and extend the range of contents and to introduce such improvements as are possible.

To this end, an immediate step has been taken with the introduction of some new styles which will be observed in this issue. These amount to a further attempt to get more into the page without making it any less readable.

There is obviously a limit to this, and we would not consider adopting a type-face any smaller than that now used for the news-feature articles; this style will in time become the standard setting for all articles, as it allows us to get about ten per cent. more into the page.

Given a period of peace, economic stability and lessening restrictions, we see every reason why the *Short Wave Magazine* should be able to show progressive improvement as the years roll on. At any rate, improvement will always remain our objective.

In the meantime, again our thanks to you for helping to make the present result possible—and we hope to retain your interest and support for the coming year.

Austin Forsyth
G.F.O.

This article deals in some detail with the practical problems of speech amplifier design, and will be of particular value to those about to embark on telephony operation. It may also help others having trouble with existing equipment. The unit described may be operated either as a modulator for a 30-35 watt transmitter, or as a sub-modulator for an installation running the full power.—Ed.

Speech Driver Unit

15-Watt Amplifier/Sub-Modulator

By W. R. JOSS (G2AJ)

IN pre-war days when the average British amateur used lower power than is usual now, the speech equipment necessary for phone operation was comparatively simple and inexpensive; provided reasonable care was taken with the construction, in most cases it performed quite satisfactorily. The general standard of quality was probably higher than it is to-day, in spite of the fact that the cheaper types of microphone were in greater use. Now, the situation is a little different—we are all licensed in due course for 150 watts, and in order to control a carrier of this magnitude a modulator capable of delivering something of the order of 90 watts audio is necessary if the job is to be done efficiently. This of course assumes that anode modulation is used, which from the amateur point of view is the most satisfactory, as it permits the highest efficiency. It is true that where plate efficiency can be sacrificed grid, suppressor, screen grid or cathode modulation can be employed, thus effecting a considerable saving of audio power. It is not, however, proposed to discuss these methods here.

Design Considerations

With 150 watts of RF and more than half as much AF confined in a transmitter rack it should be appreciated that much trouble can occur unless due care is taken with the design and layout of the transmitter, especially in the early stages of the speech equipment. Many of the poor telephony transmissions which are heard on the bands to-day are probably due to carelessness and lack of thought in the layout of equipment. A very small amount of RF pick-up in the speech amplifier—particularly at the grid of the first stage, which is most susceptible to it—will cause over-loading, distortion in the low level audio stages and all sorts of other troubles. The ultimate effect on the air is only too well known.

There is also a form of regeneration which can occur in an audio system to cause a feedback howl; in such cases the gain control cannot be advanced very far without this howl

building up, even though the amplifier may be perfectly stable when the RF section of the transmitter is not switched on.

The design of any speech equipment must be governed by the microphone to be used, but as a large majority of amateurs nowadays possess either a crystal or moving coil type it is proposed to consider the design of suitable equipment to succeed one of these. The equipment necessary can be divided into roughly three sections, viz.:

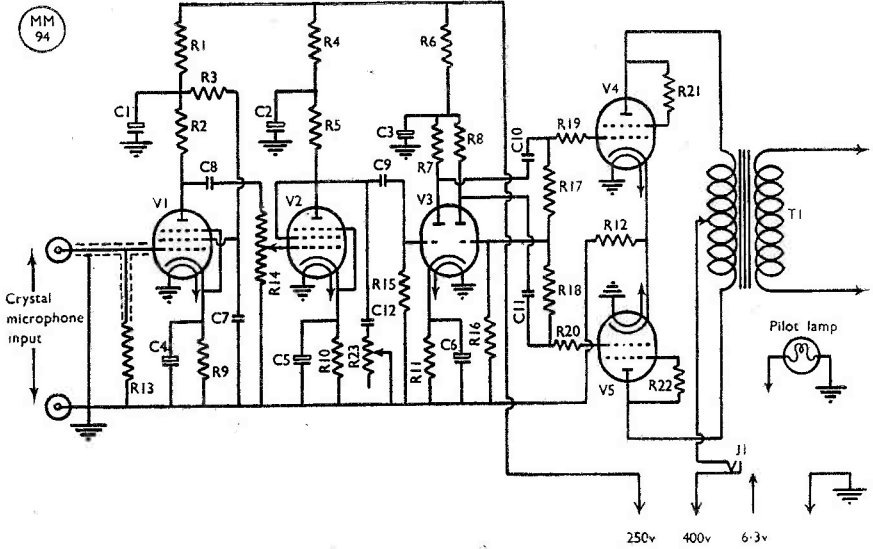
- (a) Head amplifier or pre-amplifier.
- (b) Voltage amplifier and driver stage.
- (c) Modulator stage proper.

It is not advisable to have all the above on one chassis for obvious reasons, and two possible combinations exist. First, (b) and (c) may be combined, built on one chassis and mounted in the rack with the RF portion of the transmitter, while (a) can be constructed independently and placed in a convenient position on the operating table, the two units being connected with low impedance cable. Secondly, (a) and (b) can be combined in one unit, while the modulator stage (c) is built separately, or possibly along with its own power supply. It is considered that where possible (a) and (b) should be divorced from their own power supplies.

In considering the design of the following amplifier the points outlined above were borne in mind, and it is hoped that this unit will enable the newly licensed 'phone operator to start on the right foot. The amplifier contains (a) and (b), i.e. all stages up to the modulator itself. Provision is made for a type D.104 crystal microphone and the complete unit, which can deliver some 12-15 watts of AF, may be used as a low power modulator by the QRP man. In order to get away from the "American Complex," British valves have been used throughout, although the substitution of the former is not out of the question should the reader so desire.

The Circuit

The circuit, shown in Fig. 1, contains four



Circuit of the speech amplifier modulator

stages, the output or driver stage consisting of a pair of Osram KT66's running as triodes in Class AB₁. As the grids are never driven positive in this condition no power is consumed by the grid circuit and hence the preceding stage does not need to supply the power which is necessary in Class AB₂ operation. All preceding stages are therefore purely voltage amplifiers.

The input stage is shown in the circuit diagram as constructed for a crystal microphone, but if the reader wishes to employ a moving coil type the grid leak, R13, should be replaced by a suitable microphone transformer. With a crystal microphone the value of R13 has a certain bearing on the frequency characteristic, the lower frequencies being attenuated as the value is lowered. Several values of R13 were tried and eventually 1 megohm was decided upon. This value can be increased up to 5 megohms without more than a slight change in frequency response. The first stage is the well-known Mullard valve, the EF50, appearing in yet another role. This valve is generally considered to be for RF use, but the writer has been agreeably surprised with the results obtained when using it in AF circuits. The associated circuit is similar to any high-gain input stage and requires little comment, the only point being the high value of cathode by-pass condenser which is used in order to lose a little of the "top" which is usually prominent with a crystal microphone.

Table of Values

Speech Amplifier Modulator	
C1, C2, C3	= 8 μF 350v wkg.
C4	= 50 μF 25v wkg.
C5, C6	= 25 μF 25v wkg.
C7	= 0.5 μF 350v wkg.
C8, C10, C11, C12	= 0.05 μF 350v wkg.
C9	= 0.1 μF 350v wkg.
R1	= 68,000 ohms
R2, R15	= 500,000 ohms
R3, R13	= 1 megohm
R4, R7, R8	= 56,000 ohms
R5	= 250,000 ohms
R6	= 6,800 ohms
R9, R11	= 1,500 ohms
R10	= 2,200 ohms
R12	= 250 ohms, 10 watts
R14	= 500,000 ohms, pot'meter.
R16, R17, R18	= 220,000 ohms
R19, R20	= 10,000 ohms
R21, R22	= 100 ohms
R23	= 25,000 ohms, pot'meter.

(All resistors can be ½-watt, except where otherwise stated)

V1, V2	= EF50, Mullard
V3	= ECC31, Mullard
V4, V5	= KT66, Osram (American alternatives)
V3	= 6N7G
V4, V5	= 6L6G
T1	= Woden type UM.1
J1	= Closed circuit jack

The input stage is resistance-capacity coupled to the second stage, again an EF50, but which by way of a change operates as a triode with the screen and anode strapped. Here again, the "maid-of-all-work" functions extremely well and considerable gain is developed. In


fact, the overall gain of the two EF50's is somewhat greater than that obtainable with the more usual combination of 6J7/6C5, this undoubtedly being due to the higher slope of the Mullard valve. The anode circuit of the triode contains a tone control, consisting of a .05 μ F condenser and a variable resistor; the two being connected in series between the anode and ground. This type of circuit provides a means of controlling the high frequency response of the amplifier, and the component values can be varied to suit individual taste. The maximum effect is secured when the resistor R23 is entirely out of circuit, thus leaving C12 directly connected between anode and ground. When selecting values of components for this type of circuit, the value of the resistor should always be large compared with the reactance of the condenser, so that when the resistor is all-in the effect of the condenser on the frequency response is negligible.


The third stage is a double triode, the Mullard ECC31, known to many by its Service designation, CV.181 or NR.73. It is similar to a glass 6N7, the two being directly interchangeable. This valve operates as a self-balancing phase-splitter, the first triode section functioning as a straightforward triode amplifier with the anode connected to the grid of one KT66 through a normal resistance-capacity circuit, while the second triode section, fed through the network R16-R17-R18, acts as a phase-

inverter and produces a voltage at the grid of the second KT66 which is 180 degrees out of phase with that applied to the first. Where possible the voltage at each grid should be checked in order that equal drive be applied to each valve. A valve-voltmeter is the most accurate means of determining this, but if this is not available a pair of headphones connected alternately between each grid pin and ground will give a comparative indication as to the amount of drive being applied. Any serious misbalance should be apparent aurally. Where unequal drive is indicated a check should be made on the values of the components in the phase-splitting circuit, especially the resistors R17 and R18. These should be as near as possible identical in value, but if 10 per cent. tolerance resistors are used the error between the two values could be as much as 20 per cent., this being quite sufficient to cause unbalance. The same checks should also be made on R7 and R8, and C10 and C11.

The output stage has already been mentioned and most of the design data has been taken from the manufacturer's data sheet, which is readily obtainable. The latter recommends that 10,000-ohm grid stoppers be fitted on the grid pin of each KT66 and also that when operating as a triode the anode and screen should be connected through a 100-ohm resistor. Both these suggestions have been carried out. The output transformer is a

Under-chassis arrangement of the 15-watt amplifier.





General view of the 15-watt speech amplifier-modulator.

Woden UM.1, which has multi ratios available on both primary and secondary. The anode-to-anode impedance of two KT66's operating as triodes with 400 volts on their plates is approximately 4,400 ohms. This is easily matched into the primary winding of the transformer, while the secondary can be matched into the load presented by an RF amplifier, or into a 500-ohm line which can be used for feeding a high power modulator.

Construction

Little need be said on this subject as the general layout can be clearly seen from the photographs. The unit was built on a standard rack chassis with an 8 3/4 in. panel. The panel carries a screened 3-pin Amphenol socket for the microphone, the gain control R14, the tone control R23, together with a pilot lamp, HT switch and a meter jack. The latter provides a means of checking the current consumption of the two KT66's. A pair of chromium handles is fitted to facilitate removal from the transmitter rack. The rear of the chassis carries two small Belling-Lee coaxial sockets for connections to the secondary of the output transformer and an octal valve socket to carry power supplies.

Several small tag strips were used for mounting components under the chassis and the positions are shown in the appropriate photographs. All grid leads should be kept as short as possible and very great care should be

taken in shielding the input, screened cable being used for connection between the Amphenol socket and the EF50, the 1 megohm grid leak being soldered right on the grid pin itself. Leads to the gain control, which is connected in the triode grid, should also be well screened.

Checking and Testing

The power feed required for the amplifier is 6.3 volts AC at 3 1/2 amps and HT supplies of 250 and 400 volts. The latter can be taken from one power pack and suitable series resistors incorporated where necessary.

With no HT on the KT66's the early stages should be checked by using a pair of headphones. First insert the 'phones between the grid end of C9 and ground and switch on. With the gain control wide open a good signal should be audible which should be absolutely hum-free. If there is any trace of hum or distortion it is useless going further until this has been cured, as the slightest trace of either will be amplified many times in the later stages. Assuming all is satisfactory the 'phones should

Table 1

Valve	Anode Volts	Cathode Volts	Screen Volts	Anode Current
V1	110	1	35	—
V2	150	—	—	—
V3	150	—	—	—
V4/V5	380	30	—	120 (2 valves)

now be inserted between the grids of the KT66's and the push-pull input checked. The audio level here should be more than comfortable, and as before the hum and distortion should be negligible. As stated earlier, a check should be made to ensure that each grid is receiving an equal amount of drive. HT can now be applied to the KT66's and their anode current checked by means of the jack provided. With the gain turned low the phones can be placed across the output transformer but as the control cannot be advanced very far without damaging the ear drums such a test is not satisfactory. Another method of final testing is to use the amplifier to drive a high power modulator, or to operate it by itself as a low power modulator. By so doing any tendency for RF feedback should be observed and if this occurs a suitable condenser connected from the centre tap of the modulation transformer to ground may help in effecting a cure. The final tests should be carried out in conjunction with

another station, as accurate reports on speech quality, hum and general stability are the only means of ensuring that the amplifier is operating correctly.

For assistance in testing the amplifier, Table 1 contains the approximate currents and voltages as measured on the original unit, using a Model 40 Avometer.

In Conclusion

It is hoped that the foregoing will serve as guidance for those who have just received or are about to receive their first 'phone permit, and that even the "old-timer" may possibly find something of interest. Time spent on the construction of audio equipment is never wasted and there is considerable satisfaction to be derived from building and operating a stable and efficient 'phone transmitter, which in itself is a good test of skill and technical ability.

The BC-610 Exciter

Modifications for Amateur Band Operation

By F. E. WINGFIELD (G2AO)

A NUMBER of these units, made by Hallicrafters, are now available on the surplus market; also, in the case of the exciter, the tuning units.

The BC-610 Exciter Unit

The Exciter chassis measures 12 in. × 17 in. × 5 in. and is shown in the photographs.

As it stands, the unit consists of a variable frequency oscillator (crystal oscillator, 6V6GT; buffer doubler, 6L6; and intermediate power amplifier, two 807's in parallel). It was designed to work over a frequency range of 2-18 mc, and later 1-2 mc. For 28 mc operation one of the available tuning units has to be modified.

There are three switched frequency ranges and any three tuning units can be plugged in at one time. Each tuning unit contains all the coils and condensers for each stage.

The oscillator stage is perhaps a little unusual at first sight and requires some explanation. It can be operated either as an electron-coupled VFO or as a crystal oscillator, the mode of operation required

The BC-610 is a unit-constructed transmitter which was widely used by the Allies during the war for point-to-point working—and has often been heard since on the amateur bands. The Exciter section is a nice piece of equipment which can itself be operated as a 50-watt transmitter, with either crystal or VFO control. The article below will be followed later with some notes on the accompanying BC-614 speech amplifier-modulator.—Ed.

being selected by switch SW15, which is in the tuning unit.

(a) In the master oscillator (MO) position the circuit works as an electron-coupled oscillator, Fig. 2, the screen acting as the anode and isolating the output circuit from the frequency controlling tank circuit. The only difference is C1, Ch2, Ch9 and R35. Condenser C1 is included to keep the DC current from flowing through the cathode section of the tank circuit, but so far as RF is concerned it is a direct connection. R35 across Ch9 acts as a parasitic suppressor. The high RF impedance of chokes Ch2 and Ch9 forces the RF at the oscillator anode to feed back through the cathode section of the tank circuit.

(b) In the crystal control (Xtal) position, the circuit is a two-stage modification of the electron-coupled oscillator, Fig. 2B; the crystal has taken the place of the grid-cathode "tuned circuit" and the inductance (L) and condenser (C) are so chosen that their resonant frequency is lower than that of the crystal in use in any tuning unit. The plate of V8 (6V6GT) is

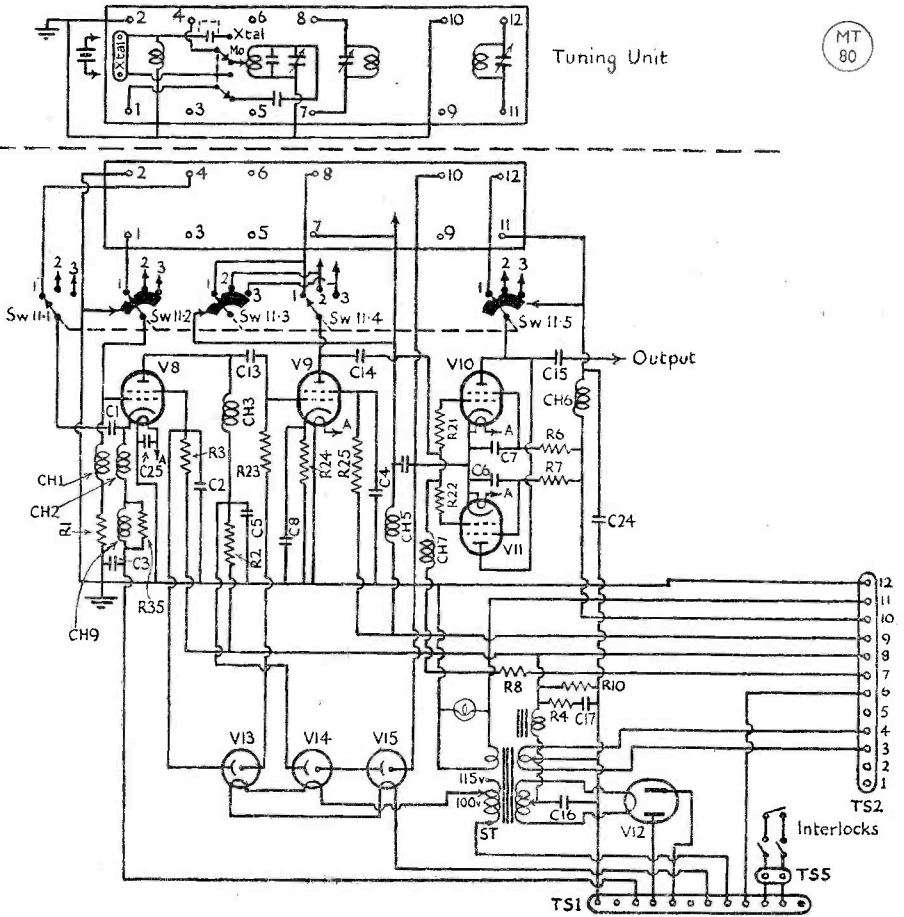


Fig. 1. Schematic diagram of the BC-610 Exciter chassis.

Table of Values

Fig. 1. The BC-610 Exciter Chassis

- C1, C2, C3, C4, C5, C25, C26 = .006 μ F, 600 volt paper
- C6, C7 = .002 μ F, 600 volt paper
- C8 = 250 μ F, 1,000 volt mica
- C13 = 150 μ F, 500 volt mica
- C14 = 200 μ F, 600 volt mica
- C16, C17 = 8.5 μ F, 1,000 volt oil filled dual unit
- C24 = .005 μ F oil filled, 1,000 volt
- R1 = 82,000 ohms, 10%, $\frac{1}{2}$ watt
- R2 = 5,600 ohms, 5%, 20 watt, W.W.
- R3 = 15,000 ohms, 5%, 20 watt, W.W.
- R4 = 750 ohms, 10%, 1 watt
- R6, R7 = 20,000 ohms, 10%, 2 watt
- R8 = 4,700 ohms, 10%, 2 watt
- R10 = 40,000 ohms, 5%, 20 watt, W.W.

- R21, R22 = 50 ohms, 10%, $\frac{1}{2}$ watt
- R23 = 330,000 ohms, 20%, 1 watt
- R24 = 500 ohms, 10%, 10 watt, W.W
- R25 = 50,000 ohms, 10%, 2 watt
- R35 = 100,000 ohms, 10%, $\frac{1}{2}$ watt
- Ch1, Ch2, Ch5, Ch6, Ch7 = 1 μ H, R.F. Choke
- Ch3 = 2.5 μ H, RF Choke
- Ch9 = 10 μ H, RF Choke
- LM2 = Tuning unit compartment illumination
- T4 = Transformer. Primary 115-100 volt AC; Secondary (i) 5 volt CT, at 10.5 amp, (ii) 6.3 volt CT, at 3.5 amp, (iii) 5 volt CT at 3 amp
- L1 = 6H, 250 mA
- Sw11 = 4-pole 3-way ceramic

electron-coupled to the oscillator section ; the RF voltage appears across choke CH3 and is coupled to the buffer/doubler stage by condenser C13. The screen voltage of V8 is regulated to 150 volts by V13 and the anode voltage to 300 volts by V14 and V15. Fig. 3A shows the oscillator circuit in its two modes of operation.

The buffer fraction bar doubler stage, V9 Fig. 3B, is self-explanatory ; it operates as a buffer on 1-4 mc, and as a doubler from 4-18 mc. The 28 mc band is dealt with later as it was not incorporated in the standard frequency range. The output from this stage is capacity coupled by C14 to the intermediate power amplifier.

The intermediate power amplifier circuit, V10 and V11, Fig. 3C, is again self-explanatory. The output is normally taken from the ceramic bush between valves V10 and V11 through a condenser to the power amplifier. It should be noted that this stage operates as a doubler in the 14 and 28 mc bands.

The remaining components on this chassis are : T4, filament transformer (primary 100-115 volts AC) ; exciter supply rectifier V12 ; and exciter supply filter, consisting of C16, C17, L1, R4 and R10. The complete circuit of the BC-610 Exciter is shown in Fig. 1. Connections to the chassis are made by means of the tag strips TS1, TS2 and TS5. The coding of these are shown in Table I.

Amateur Band Tuning Units

To cover all bands from 1.7-28 mc, five tuning units are required, but only four are available in the amateur bands. The frequency coverage of each unit is as follows :

TU61	1.5-2 mc
TU49	3-2.4 mc
TU52	6-35-8 mc
TU54	12-18 mc

The circuits and frequency graphs are given in Figs. 5 and 6. Two TU54 tuning units are required, as one is needed for modifying to work on 28 mc.

Actually, it is not necessary, but merely convenient, to use these tuning units, so if they are not obtainable, others which are available may be modified from the information given in Fig. 5 ; so far as the writer is aware, the only difficult one is the Top-Band unit. For the convenience of "shoppers," remaining tuning units have the following frequency ranges :

TU62	..	1.0-1.5 mc	TU50	..	4.0-5.0 mc
TU47	..	2.0-2.5 mc	TU51	..	5.0-6.35 mc
TU48	..	2.5-3.2 mc	TU53	..	8.0-12.0 mc

BC-610 Adapted

On the axiom of the less work the better, the BC-610 will make quite a satisfactory 50-watt CW transmitter for 3.5 and 7 mc — or even 14 mc, by doubling in the 807's. The 1.7 mc band can also be used if the power is reduced to 10 watts.

The methods of mounting are best left to individual taste and station layout. However, one suggestion is ventured here. Mount the exciter vertically (tuning units horizontal) on a chassis behind a standard 19-in. panel. A rectangular hole is cut in the panel, through which the tuning units may be changed and adjusted. The additional components required may be mounted behind on the chassis and the wave-range switch brought out to the front panel by means of a right-angle drive.

For link output, join pin 9 of the tuning unit sockets together and connect a concentric cable between there and earth, the other end of the cable going either to the grid coil of a power amplifier or to an output socket. If one is available it is better to add a wafer to SW11, and switch the link outputs.

The power supply requirements and connections, together with a simple control circuit, are shown in Fig. 4. This requires only a twin screened lead to the operating position.

By using a modified tuning unit, straight-through operation may be obtained on 14 mc, but even with a modified unit the

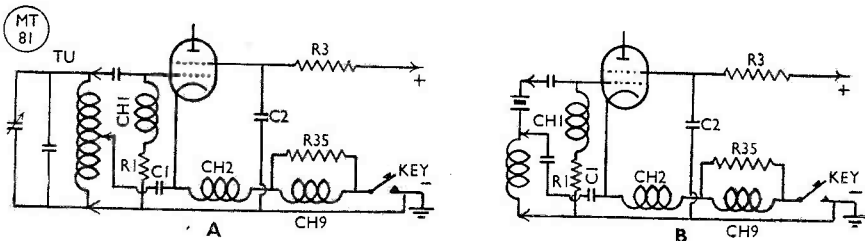
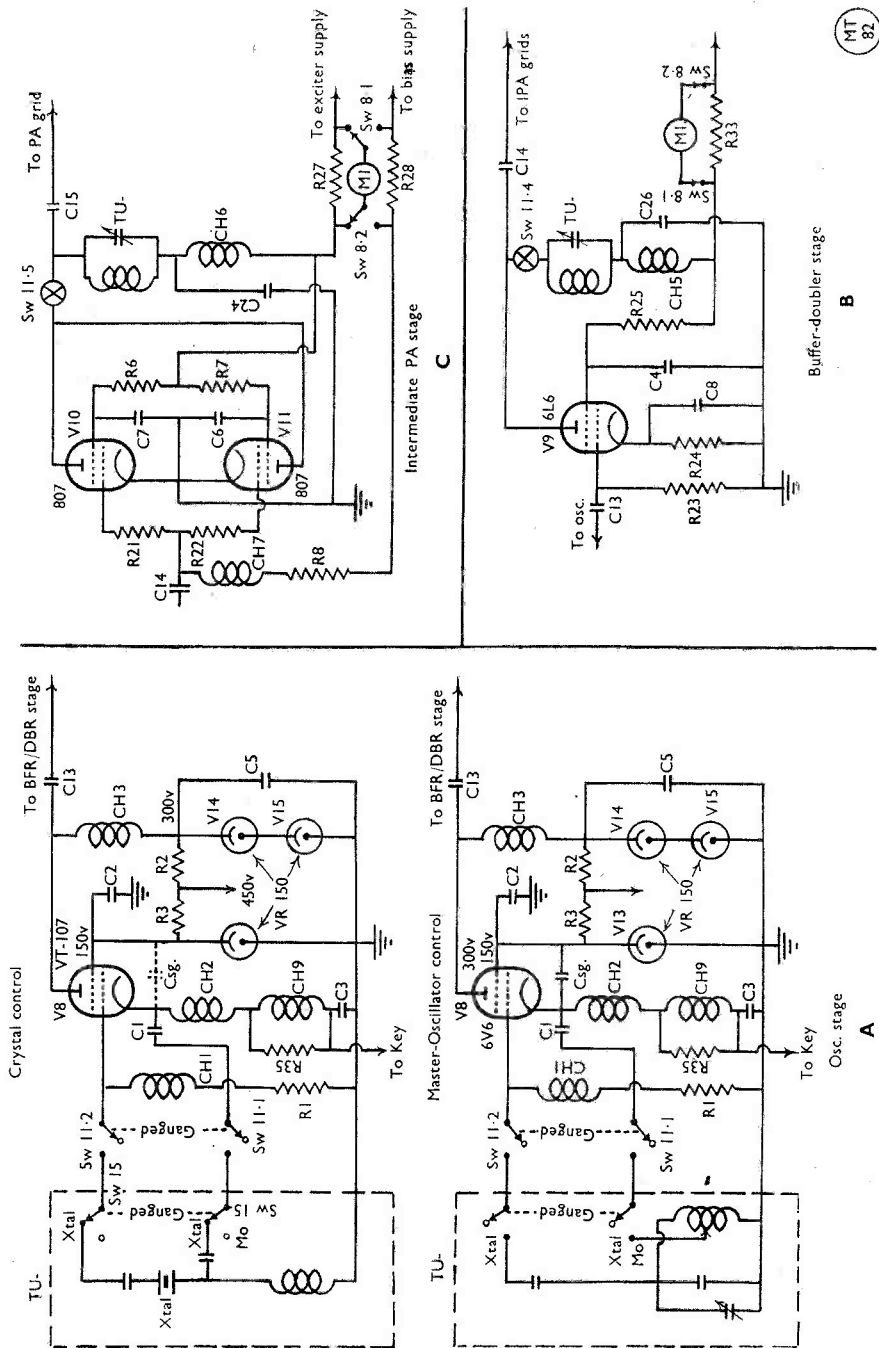


Fig. 2. (A) The modified Hartley oscillator for VFO control (B) Circuit arrangement for crystal control.



MT
82

Fig. 3. (A) The oscillator circuit, as extracted. (B) The buffer-doubler section of the Exciter. (C) The IPA (Intermediate Power Amplifier, actually the output driver) of the BC-610 Exciter, using two 807's in parallel.

Table I
TAG STRIP CONNECTIONS

TS1

Lug No.			
1	Earth		
2	Blank		
3	Key		
4	Exciter HT transformer 435 volt R.M.S.	trans-	Centre-tap is earthed
5			
6	Blank		
7	115 volt AC (T4 primary)		
8	115 volt AC common line		
9	Bias line (Also Lug No. 6 on TS2)		
10	Interlocks (Also TS5)		
11	Interlocks		
12	Blank		

TS2

Lug No.	
1	Blank
2	Blank
3	5 volt, 10 amp
4	
5	100TH PA grid current meter and return Lug 6
6	Bias
7	IPA grid current meter and return to Lug 6
8	Exciter HT to meters (common)
9	V9 anode and screen current
10	V10 anode and screen current
11	6.3 volt AC for pilot lamp
12	Earth

807's still double on 28 mc. Details of the necessary modifications to the tuning units are given later, as these are dealt with as a separate item.

As a driver unit, there is more than enough drive available for a 150-watt triode power amplifier. One 807 should be removed if it is proposed to use a tetrode in the amplifier and some form of variable control provided so as to avoid overdriving the PA. As the appropriate filament voltage is available, 5 volts on pins 3 and 4 of TS2, it would be simple to use either 35T's or HK54's in push-pull, or a single 100TH.

With the original mounting suggested and a single-ended stage, the output from the 807's is very conveniently placed for capacity coupling, and the grid lead need not be more than 2 in. long, if the PA valve is mounted immediately above. A circuit for a single-ended PA stage is shown in Fig. 7, together with circuit constants and coil values.

So far, it has been assumed that both the internal VFO and crystal are to be used; however, many may wish to employ their own VFO. To do this, some alterations have to be made to the tuning units. It should also be noted that the VFO of the BC-610 has a characteristic chirp, well known during the war; it is not too bad on 3.5 and 7 mc but, higher, it is *definitely* noticeable!


Tuning Unit

It is proposed to cover as many aspects as possible on the modifications to these units, from conversion to 28 mc to the use of external VFO.

A total of two TU54 tuning units will be required, one for 14 mc and the other for modifying to operate on the 28 mc band.

Ten-metre Conversion. Remove the cover of one TU54 by means of the six screws on the right-hand side and ends (viewed from the crystal socket). Then proceed as follows:

- (i) Locate coil L42. Remove 25 turns from the bottom of the coil; this may be done without removing the coil. If the crystal does not oscillate, remove turns until it does.
- (ii) Locate coil L35. Leave half of the existing coil by removing the same number of turns from each end. Note the tap is not central, so that by this operation, the tap is approximately the same percentage of turns from earth.
- (iii) Locate coil L36, which is mounted on a sub-assembly with coil L37 and their appropriate condensers. To remove this assembly easily, take off the knobs and then remove the four screws holding the paxolin condenser panel and two screws retaining the dividing screen. The connections to the plug-in base are the unsoldered. Remove coil L36. Take the same number of turns from each end until six are left. Remove the wire running from the stator terminal of C32 to the coil and replace with a 100 μ F ceramic condenser.
- (iv) Coil L37. Remove this and replace with a 4-turn coil of the same diameter, and stretch out to original length; the ends of it should be connected directly into pins 11 and 12 of the coil base. The other connections are made directly to the wires at the coil end. The wire size is not critical but should be about the same as the original. Join a lead from the rotor of C34 to the bottom of L37 (as viewed in the photograph) and connect a 75 μ F Ceramicon condenser between the stator of C34 and the other end of the coil.
- (v) Make a one-turn link and place near the top end of the coil; connect one side directly to earth and the other to pin 9.



Top view of the Exciter chassis.

Twenty-metre Conversion. To provide straight-through operation of the 807's on this band, repeat the modifications made to coils L42, L35 and L36 in ten-metre conversion. Leave L37 as it is but add loop output.

This now completes the set of coils for all bands with "internal MO and Xtal"

operation. For best performance it is advisable always to place the tuning units for 14 and 28 mc operation in Channel I because of the shorter leads.

It is recommended that in these two tuning units, MO is only used for 'phone operation as the chirp is *very* bad indeed on CW.

External VFO

Amongst the numerous owners of BC-610 transmitters, the methods of adapting to external drive are various, all having their advantages and disadvantages according to personal ideas.

As the internal VFO is very good on the 40- and 80-metre bands, it is really only necessary to use the external VFO on the

higher frequency bands. With this fact in mind and having a VFO with output on 7 mc, the system detailed below is considered to be the simplest and most efficient method and entails no major modification.

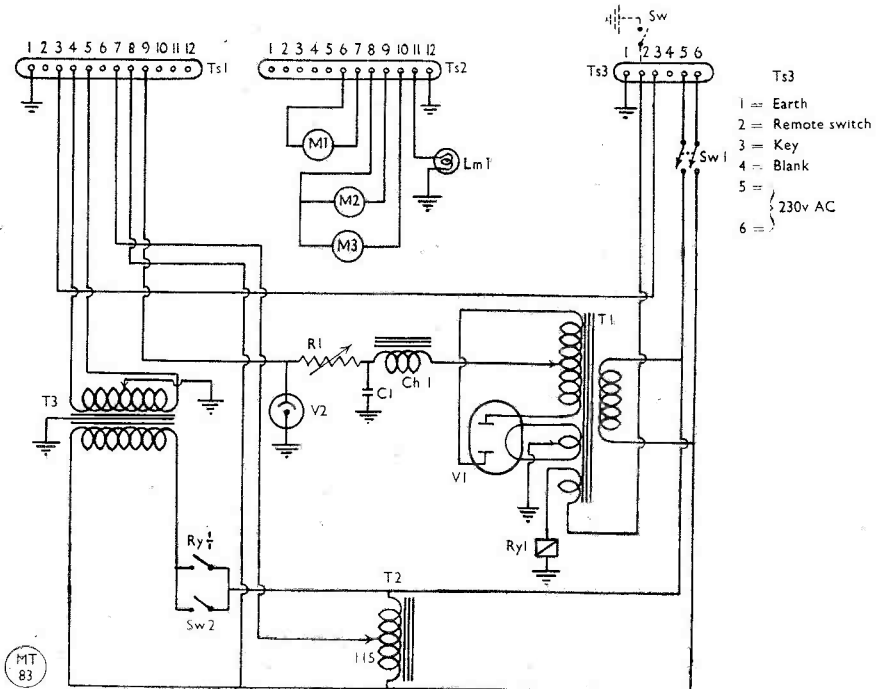
First, condenser C1 is removed from the exciter chassis and placed in the tuning unit, so that according to the bands used that number of .006 μ F mica condensers will be required. These should be placed between pin 4 and SW15 in the tuning unit in place of the wire joining these points. Join the cathode of V8 direct to pin 4 of the tuning unit socket. Rewind the internal VFO coil to resonate at 7 mc and wind a two-turn link on the cold end; one side of the coil and the link are earthed, the other end of the link going to pin 5 (earth is pin 2). The hot end of the coil, in the case of TU53 and TU54, is connected to C50 as before, but R32 is removed; in other units it is connected as the original. Connect the earthy end of Ch9 to pin 3 of the tuning unit socket. Join pin 3 in the tuning unit to SW15 in place of the wire from the VFO cathode

Table of Values

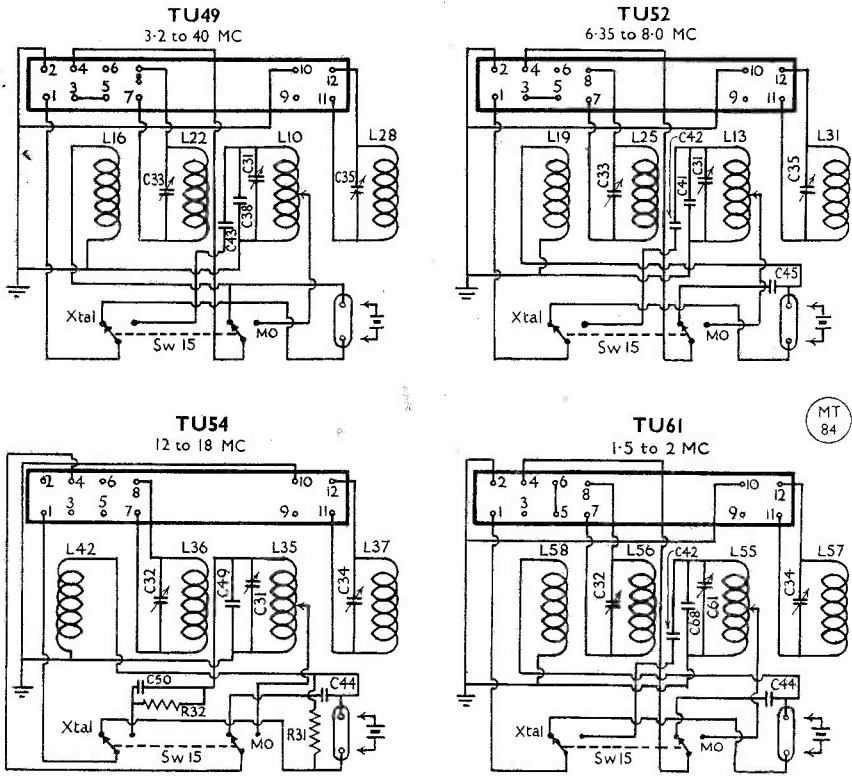
Fig. 4. External Circuit Arrangement

- R1 = 10,000 ohms, wirewound pot. 10 watt
- C1 = 16 μ F, 350 volt working electrolytic
- CH1 = 10H, 50 mA Choke
- T1 = Transformer 230 volt Primary, 200-0-200 volt, 50 mA. Secondary (i) 6.3 volt 1 amp. Secondary (ii) 6.3 volt, 2 amp. Secondary (iii).
- T2 = Auto transformer 230 volt-115 volt, 250 watt
- T3 = Transformer 230 volt Primary; 435-0-435 volt, 250 mA Secondary
- M1 = 0-10 mA
- M2 = 0-50 mA
- M3 = 0-200 mA
- LM1 = 6.3 volt pilot lamp
- Ry1 = 6.0 volt AC coil relay 1M
- Sw1 = DPST switch
- Sw2 = SPST switch
- V1 = 6x6
- V2 = VR150-30
- Ts3 = 6 lug tag board

Fig. 4. External circuitry and bias pack for the Exciter.



MT
83



MT
84

Fig. 5. Circuit arrangement of the various Tuning Units for the BC-610 Exciter ; they differ only slightly.

Table of Values

Fig. 5. Tuning Unit Circuits

Where parts are not listed under one TU, they will be found under another, parts being common.

TU49

- C31 = 140 μ F var Johnson 140K8
- C33 = 100 μ F var Johnson 100K8
- C35 = 100 μ F var Bud MC1855
- C38 = 135 μ F, 5% Ceramic, 500 volt
- C43 = 50 μ F, 5% Ceramic, 500 volt
- L10 = MO coil, 41 mH
- L16 = Crystal coil 9.2 mH
- L22 = Buffer coil 20.6 mH
- L28 = I.P.A. coil 20.6 mH
- Sw 15 = D.P.D.T. switch

TU52

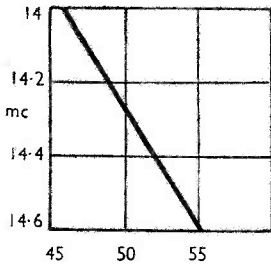
- C41 = 185 μ F Ceramic, 5%
- C42 = 40 μ F Ceramic, 5%
- C45 = 400 μ F, 20% mica
- L13 = MO, 8.1 mH
- L19 = Crystal, 18.0 mH
- L25 = Buffer, 5.66 mH
- L31 = IPA, 5.66 mH

TU54

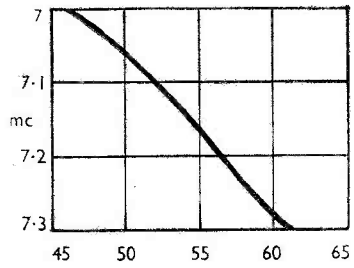
- R31, R32 = 30,000 ohms, 10%, $\frac{1}{2}$ watt
- C34 = 190 μ F var, Bud MC1857
- C49 = 65 μ F, 5% Ceramic, 500 volt
- C50 = 75 μ F, 5% Ceramic, 500 volt
- L35 = MO, 12.7 mH
- L36 = Buffer, 4.84 mH
- L37 = IPA, 4.84 mH
- L42 = Crystal, 14.3 mH

TU61

- C32 = 140 μ F var, Johnson 140K8
- C44 = 250 μ F, mica, 10%, 500 volt
- C61 = 100 μ F var
- C62 = 75 μ F, Ceramic, 5%
- L55 = MO
- L56 = Buffer
- L57 = IPA
- L58 = Xtal

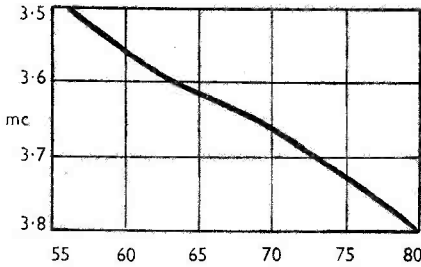


MO Dial
TU54

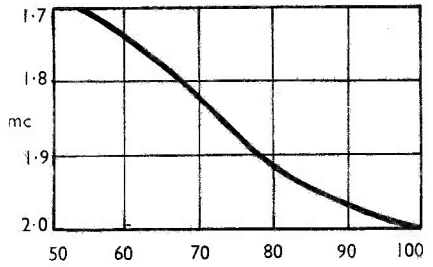


Mo Dial
TU52

MT
85




MO Dial
TU49



MO Dial
TU61

Fig. 6. Calibration curves for the Tuning Units.



All the Tuning Units for the BC-610 are similar ; this is the TU54.

Table of Values

Fig. 7. Power Amplifier for the BC-610 Exciter

- C1 = .002 μ F, 20%, 600 volt DC mica
 C2, C3 = .05 μ F, 20%, 600 volt DC paper
 C4 = 5.5 μ F max var, 7,000 volt DC
 C5 = .001 μ F, 10% low loss mica, 2,500 volt DC
 C6 = 150 μ F per section, 7,000 volt DC var
 C7 = .002 μ F, 5%, 6,000 volt DC mica
 RFC1 = 1 μ H, RF Choke
 RFC2 = 2.5 mH, RF Choke
 M = Suitable meter
 L1 = 3.5 mc, 24 turns, 16SWG enamel covered, 3 $\frac{1}{2}$ in. dia, length 4 $\frac{1}{2}$ in. CT (C388A)
 L1 = 7 mc, 18 turns, 16SWG enamel covered, 2 $\frac{1}{2}$ in. dia, length 3 $\frac{1}{2}$ in. CT (C390A)
 L1 = 14 mc, 12 turns, $\frac{3}{8}$ in. tube, copper, 2 $\frac{1}{2}$ in. dia, turns spaced $\frac{1}{4}$ in. CT (C448)
 L1 = 28 mc, 4 turns, $\frac{1}{8}$ in. tube, copper, 2 $\frac{1}{2}$ in. dia, turns spaced $\frac{1}{4}$ in. CT
 L2 = 3.5 mc, 2 turn variable link at centre
 L2 = 7 mc, 2 turn variable link at centre
 L2 = 14 mc, 1 turn variable link at centre
 L2 = 28 mc, 1 turn variable link at centre

Note: The bracketed numbers are Baker and Williamson coils available on the surplus market.

tap. Connect the coaxial cable from the VFO (external) between pins 5 and 2 on the tuning unit socket.

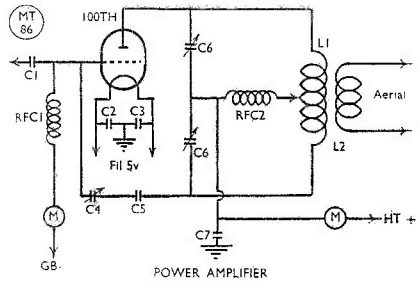


Fig. 7. RF Power Amplifier stage for the BC-610. The valve shown is a 100TH neutralised triode.

The MO-Xtal switch on the unit is used as before; that is, MO equals external VFO.

Before concluding this section, it is worth noting that the tuning units can be used as very compact VFO exciters by building them into the rest of the circuit.

Grid Dip Meter

Construction and Operation

By J. N. WALKER (G5JU)

THIS is a piece of equipment which will be found most useful by all who do any test or constructional work. With its aid, much time can be saved, particularly when the frequency coverage of tuned circuits under test is an unknown quantity.

The circuit is given herewith. It is simple, consisting of a straightforward triode oscillator, with provision for indicating changes in grid current. As described, a magic-eye is employed for this purpose and is recommended because of its sensitivity and instantaneous response. The unit may be simplified if a micro-ammeter is used instead of the magic-eye. In this case, a meter of 500 micro-amperes (or less) full scale deflection is inserted between R2 and earth, R1 being deleted.

The principle on which the wavemeter works is as follows: With V1 oscillating, grid current will flow through R1 and R2, producing a negative voltage at the grid of the magic-eye tube, causing the shadow to close up. Any disturbance of the tuned circuit—for example, bringing it near another circuit tuned to the same frequency—will result in a

Description of a simple radio tool for which there are many practical applications. The Grid Dip Oscillator considerably extends the range of usefulness of the absorption wavemeter.—Ed.

reduction of grid current and the shadow angle will vary accordingly.

The foundation of the wavemeter is an Eddystone diecast box. The magic-eye should be sunk into the box, to improve readability, if necessary fitting a small external shroud to screen off direct light. If a miniature type of valve is used for V1, it can also be enclosed in the box by the exercise of some ingenuity, but this is by no means essential.

A long 3-core cable should be fitted for feeding in power supplies. The heater consumption is 0.6 amperes, the HT just a very few milliamperes; an HT supply of 150 volts is normally adequate, although up to 250 volts may be used if more convenient.

Using the Wavemeter

With no HT or LT applied, the unit can be used as a simple absorption wavemeter, indications of resonance being obtained by variation of anode current in the valve associated with the circuit under test.

The real benefit is obtained when the wavemeter is energised. Circuits may then be tested for frequency coverage without power

Table of Values

Grid Dip Absorption Meter

C2, C3 = 100 μ F silvered mica
R1 = 10,000 ohms, $\frac{1}{2}$ watt
R2 = 47,000 ohms, $\frac{1}{2}$ watt
R3 = 100 ohms, $\frac{1}{2}$ watt
R4 = 20,000-33,000 ohms, $\frac{1}{2}$ watt
R5 = 2 megohms, $\frac{1}{2}$ watt
R6, R7 = 1 megohm, $\frac{1}{2}$ watt
V1 = 6J5, L63, EC52, 955, etc.
V2 = EM34 or equivalent

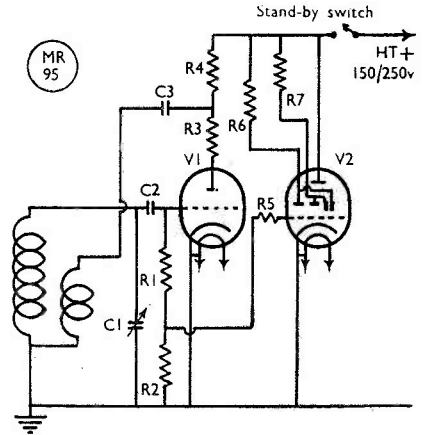
List of Parts

	<i>Eddystone</i>
1 Diecast Box	Cat. No. 650
1 Ceramic Microdenser (C1)	Cat. No. 585 or 586
1 Direct Drive Dial	Cat. No. 595
1 Coil Base	Cat. No. 707
Coils as required	Cat. No. 706
2 Valveholders	

being applied to the receiver, transmitter or whatever it may be. This is a decided advantage when testing on circuits which normally will not be made to oscillate at all, e.g. the RF stage of a receiver.

As an example, let us take a multi-stage transmitter. The wavemeter is set to oscillate at, say, 7 mc and brought near the crystal oscillator coil. Rotation of the CO tuning condenser should result in a flicker of the magic-eye, indicating the resonance point. If no flicker is obtained, reverse the procedure. Set the CO condenser first at minimum, then at maximum, and vary the wavemeter tuning to secure indications of the frequency coverage of the circuit. The discrepancy will then be obvious, and adjustments can be made accordingly.

The following stage can be tuned up on, say, 14 mc and so on. Finally, the PA tank and



Circuit of the Grid Dip Oscillator, which takes the ordinary absorption wavemeter a stage further.

aerial tuning can also be roughly adjusted. When the transmitter is finally switched on, only minor adjustments should be necessary and there will be the satisfaction of knowing that the harmonic frequencies selected are correct. Receivers and other equipment can be lined up beforehand in a similar way:

The ten degrees at the high frequency end of the various ranges on the wavemeter should not be used, as grid current is liable to vary when the L/C ratio is very high and fluctuations in the magic-eye indications may be observed, irrespective of normal operation.

RF Balance

Neutralising Circuitry

By W. VINICOMBE (GM8RV)

FOR the purpose of this short note, it is assumed that the reader has had some experience of neutralising an RF stage. It is hoped that the more knowledgeable will excuse the simple manner in which it is portrayed.

A circuit built by many amateurs is shown in Fig. 1(A). It is neutralised with plate voltage off. When the HT is switched on, symptoms of instability are noticed. The grid current will invariably go up instead of down. The valve may run hotter than the load warrants. There may be inexplicable jumps in the metered currents and unwanted RF may be observed.

The circuit redrawn, as Fig. 1(B), may help to make this apparent. The sketch, captioned "Why" is not truly balanced. The capacity between grid and plate (dotted condenser PG) is normally neutralised, but how about the plate to filament or earth (dotted condenser PE)?

By adding a small variable condenser (N/P) as shown in Fig. 2(A), it is possible to effect almost perfect neutralisation. Again redrawn as at Fig. 2(B) and captioned "Why not," there is shown a bridge, with two fixed and two variable values. By carefully manipulating these variables a balance is assured and the valve and circuit under consideration will be perfectly stable.

This condenser (N/P) is connected between the plate coil and earth and therefore subject to all the electrical stresses in the anode circuit; the insulation resistance and spacing should be equal to dealing with four times the anode voltage at least. The capacity depends upon

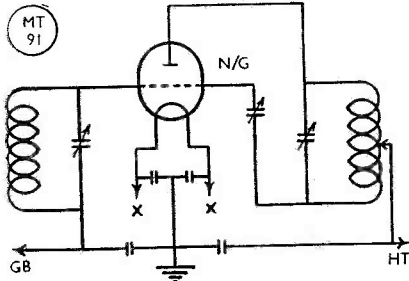


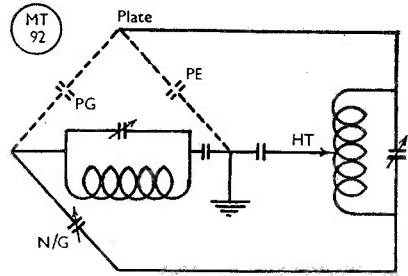
Fig. 1A.

the valve being stabilised, and should be about twice the anode-to-filament capacity of the valve, as shown in the manufacturer's data sheet.

To help those in difficulty, a small tuning condenser with ceramic insulation was used at GM8RV. The spacing was quadrupled, using two fixed and one moving vane. In place of the terminals, small stand-off insulators were screwed on, the whole being mounted on the chassis with the rotor plate earthed—the other connection being obvious. Where a split-stator condenser is employed for anode tuning, N/P may take the form of a metal plate (with rounded edges—to resist corona) mounted on a suitable bracket, and placed near the correct stator section. Adjust as may be required.

Procedure and—

Neutralisation is accomplished as follows : With condensers N/G and N/P at minimum, HT off and drive on, search is made for RF in the tank coil, using an absorption meter or neon lamp. RF will be at maximum when the coil is tuned to resonance. Increase capacity of N/G until this indication disappears. Check by swinging tuning condenser. When RF is no longer apparent, attention should be given to the grid meter. Kicks in grid current will be



WHY ?

Fig. 1B.

observed as the plate tank condenser is swung through the point of resonance. Continue the adjustment of N/G until these kicks cease.

—Precautions

It is at this point that the transmitting amateur ceases his efforts and is satisfied—but tune the signal in on the station Rx ; swing the anode condenser as before, and the note in the receiver will be heard to vary considerably. Once more condenser N/G should be adjusted. Now condenser N/P should be brought into service. By careful manipulation of this capacity, a setting will be arrived at where the note in the receiver is perfectly stable, no matter what the position of the tank condenser.

Switch on the HT. It will be found that no further adjustments are necessary. The valve will appear harder to drive, but in fact this is not so. All the power into the grid is being used to the best advantage, as evinced by a cooler valve and no RF in places from which it should be absent.

The foregoing remarks apply to the triode which is so popular and also to the cheaper type of tetrode, many of which should be neutralised as a matter of course.

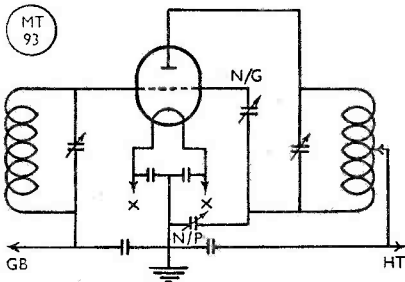
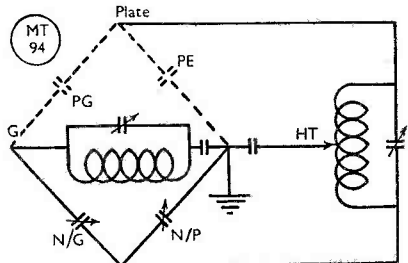


Fig. 2A.



WHY NOT ?

Fig. 2B.

DX COMMENTARY

CALLS HEARD, WORKED & QSL'd

By L. H. THOMAS, M.B.E. (G6QB)

Greetings once more, in this season of Contests, Sunspots, Pirates and Phoneyes. It is with the latter that we shall deal first, with the idea of dismissing unpleasant subjects early in this Commentary. Pirates and Phoneyes have always been with us, but they are certainly on the increase, and there must be some reason for it, although it has eluded us up to the present.

Pirates are stations who allot themselves a moderately honest callsign indicating their country of origin, although they have no licence to operate. As such they are a nuisance to the authorities and probably to the local licensed amateurs (if there are any), but they don't worry the DX fraternity in the rest of the world. Phoneyes are those queer types who choose either a DX or a non-existent prefix and proceed to get in everyone's way and tread on everyone's toes, and we can't think of a single good word for them.

The 80-metre Racket

Now of course we have to admit at once that last month's remarks on the 3.5 mc band were unduly optimistic, and that 80 per cent. of the "DX" up there was the work of one phoney, or just possibly more than one. But we are inclined at the moment to the opinion that KH6IJ, KL7GH, VP8CH, VS9AN, VS6AJ, VK7YL, ZS1M, ZS1T, YA3B, YJ2FF, AC4YN and the bogus VK5KO were all the work of *one* busy little man. He must have enjoyed himself a lot, and in a way he did a crooked good turn by stirring up an enormous amount of interest in the 3.5 mc band. If he reads this, however, he will know our opinion of him—which the Editor obviously wouldn't print—without going any further. There is no great personal animosity here, because the only one of all that bunch that we worked was "VK7YL"; but on behalf of all the chaps who were taken in we should like to tell him that he is a -- (Censored! *Ed.*) The phoney-situation apart, however, the interesting thing is that the several genuine contacts which have been made prove that real DX can again be worked on 3.5 mc.

The trouble has not been confined to 3.5 mc. On 14 mc we have heard things like

EZ4BB, ZP3O, and other similar Jabberwocks. And the worst manifestation of all has been the notorious "CZ2AC," who is being claimed by lots of people as a new country worked, but must henceforth be deleted from their lists. Some have even had a QSL from this station, supposedly in Monaco!

One of the first to work CZ2AC was G8PL (London, N.W.3), and he sends us a letter from HB9GP, which we quote verbatim: "I can tell you with exactitude that the whole story about CZ2AC is the work of a very bad pirate. With this call operated a long time Ernest Knecht, Neugasse 20, St. Gall, Switzerland. The Italian lady, Miss Monsinis, is working here in Switzerland and her home address in Italy served only for QSP of QSL cards. All the delivered cards are wrong; the QTH is Switzerland and the operator is not a lady, it is a pirate. The Swiss Radio Service discovered CZ2AC and punished him; for all that he was since again identified. May this letter be an orientation to you."

G CALLS HEARD OVERSEAS

Most G stations, and particularly those licensed fairly recently, are interested in seeing where they have been heard in distant parts. We should therefore be very grateful if overseas readers would be good enough to let us have for publication lists of G's heard on 1.7, 3.5 and 7 mc—the 14 and 28 mc bands are not so important, as DX results are to be expected on these frequencies.

So that's the story of the Super-Phoney, who not only gives you a new "country" but QSL's to prove it! Comment would be superfluous. As G8PL says, "after *this*, all information is strictly E. and O.E. and without prejudice!"

Contests and All That

With the ARRL Contest half over and BERU just about to begin, week-ends are becoming sleepless affairs for the keen types. Conditions³ being as good as they are, it is



Group from Yorkshire. G6NP's station (with himself on the microphone); G6PL, who has just collected his 5,000th QSL card (behind); and G2SU, who has been at it since 1911, to G6NP's right. G6NP is active on 1.7 mc as well as on the DX bands.

impossible to snatch a wink of sleep during the whole 48 hours without losing lots of points. In the ARRL Contest, especially, there was no time of day or night at which one couldn't work strings of W's; from midnight onwards 7 mc teemed with them; in the early hours one could use 3.5, 7 or 14 mc; 14 mc still held them until nearly lunch-time, when the 28 mc band opened wide and kept open until quite late in the evening. By that time 14 mc was howling with W's again. For the one-operator station this is no longer a Contest but merely a test of endurance and snappy operating.

Top of the World

Congratulations to G16TK (Belfast), whose phenomenal score of nearly half a million in the CQ DX Contest last November has made him the World's Highest Scorer! We must find out whether he slept at all, or whether he just contracted for a week in bed *after* the Contest. Incidentally, talking to TK recently he told us that he has worked 66 countries on 3.5 mc, of which 50 are *confirmed*. His score on 7 mc was 91, and his post-war total was 225 countries. And while we are up among the astronomical figures we hear that W1FH has 213 countries *confirmed*. Others who have worked more than 200 include W6VFR, W2BXA, W6ENV, W6PFD, W8HGW,

W6ITA, W6EBG and, in among all these California Kilowatts, our own G2PL! It's a pity that some of the G operators are too modest to come forward with their scores; sufficient to say that we know of a GI, a GM, a GW and two or three G's (never appearing in any lists) who are round about the 200 mark or above. At the same time we should like to make it quite clear that anyone who has worked over 100 is fully entitled to read this column! As a matter of fact, even Arabackle, with 23 confirmed, reads it occasionally.

All Bands Open

And so to the month's DX. Starting with 7 mc, we hear from G5FA (London, N.11) that he has worked all W districts, VE7, OX, VK, TF, HZ and LZ. LZ3SD gave his full QTH, which appears in the list. G2AVP (Stradishall) offers VP4TZ (0010), ZL's (0830), VE7AKA (1000), KP4KD (2130), ZC6UN (1700), CO8OH (2300), and has heard KM6AK (0830), HC1FG (0815), KC6EA (0700), VP3AA (2045), XE2CB (0840) and KH6FG (0845).

G5GK (Burnley) has pulled in ZC8, HZ, VQ2, VQ4, HK, TI (phone at 0830), UI8 and a doubtful OQ4! An interesting pair from G3ATU (Sunderland) are VK3ABM/MM, just leaving Birnie, Tasmania (25 watts, 1930)

and YIIFC (said to be RAF Habbaniya).

G6HL (Shepperton), who was a victim of the phoneys last month, says that this organised piracy puts a most unpleasant twist on Amateur Radio and makes him wonder if we'll have to introduce an identification system soon. His best on 7 mc this month (subtracting the phoneys) were VE7, ZL, HZ1JE (2000), VQ5JTW (1900), FF8GP (1845), TA3AV (1800) and LZ6AB (1820). The last two cause a slight twitch of the eyebrows. G6HL is just off to Canada for two years on posting and hopes to have a VE2 or VE3 call shortly.

G6PJ (Sheffield), using 70 watts, has worked VK, ZL, KH6, VP8, UF6, VO and EA8 on 7 mc.

The 14 mc DX


The nicest arrivals on 14 mc have been KH6VP/VR4 and FO8AC, both of whom have been worked by practically everyone except your Commentator. FO8AC seems to be best between 0800 and 1000, but was also heard during the ARRL Contest at 1900. KH6VP/VR4 was roaring in during the sunspot period at the end of January; he was 579, watery, and literally the only signal on the band on one occasion. Repeated calls only brought him back calling CQ again—quite the most depressing thing that can happen to a DX man. Another nice one, not so widely publicised as yet, is W6DLX/KW6, heard at

midday with a long queue of W5's and 9's on the hook. We haven't yet heard from a G who has worked him.

G2WW (Penzance) has been very active on 14 mc phone with CO, HZ, OX, TI, VP4, VP9, VQ2, YK, ZD1, ZD2, ZS3 and lots more. He tells us that MO1A, who may have caused some head-scratching, is ex-MD1A with a new prefix allotted on January 29. (QTH in list). From G6HL comes news of a 14 mc QSO with TA3FAS (G6ZO on the key!), and also FF8GP (1315), XZ2MM (1525), HE1CB (1050).

G3ATU (Sunderland) asks us to correct last month's statement that he worked VQ1CUR. To his sorrow, he merely heard him. But he *did* collect KH6VP/VR4. (The operator of the latter, by the way, is ex-W7BE.) G5GK added the VR4 and FF8 to his score. G4CP (Dudley) pushed up to the fine total of 170 countries on 14 mc with FO8AC, FF8GP and HL1BJ. G3DO (Sutton Coldfield) added the FF8 and HE1CB, and, on phone, HV1A and VP2KM. HE1CB, by the way, says "QSL *via* CT1FS," so the eyebrows are busy again.

G3DER (Compton Bassett) has collected some nice DX including VK9NR and KZ5CP, but says he is haunted by people with notes like someone shaking a tin can full of nails whenever he finds a weak DX station to call. He adds that he counted one DA sending 42 CQ's before his call!



The very fine composite beam arrangement at W1BB, Winthrop, Mass., who was one of our earliest collaborators in the *Magazine* pre-war DX tests on 1.7 mc. This array carries beams for 14, 28, 50 and 144 mc.

FOUR BAND DX

Station	Countries Worked					Power
	14 mc	7 mc	3-5 mc	28 mc	Total	
ON4JW	178	68	24	2	180	45/75
G4CP	170	45	1	64	171	150
G8IH	164	55	14	27	172	7/150
G2WW	155	31	21	76	165	60/150
G6QB	149	64	30	106	174	150
G2VD	149	41	22	66	157	150
G2AVP	146	54	28	24	155	25/120
G3DO	141	37	16	91	171	150
G3ATU	140	55	24	41	151	10/150
GC2CNC	134	52	8	61	162	10/50
G3AKU	124	38	25	13	131	30
G6HL	123	70	29	123	159	150
G5GK	116	87	10	4	182	150
G5FA	114	79	17	8	126	100
G2DLJ	112	36	24	19	115	120
G5WC	112	49	1	12	114	45
G2AO	111	34	29	32	120	150
G8IP	110	33	13	59	127	3/150
G8VB	105	39	44	50	127	150
G6XL	105	41	13	35	127	75/100
G3BDQ	105	26	18	1	107	25/150
G3ACC	102	5	19	2	102	150
G8VG	96	48	17	24	117	60/75
G2YS	96	22	21	25	107	150
G8QX	95	17	12	63	120	150
G6BB	84	21	2	23	102	Phone 80
G5HH	81	37	22	27	98	25/75
G4QK	73	22	19	2	77	100
G3FNJ	68	24	19	34	86	150
G2VJ	59	12	4	41	84	25/150
G2DHV	58	24	12	2	61	25/60
ZB1AR	50	29	26	20	60	10/25
G2BJY	47	24	4	82	106	25
G2HIF	42	9	6	30	64	150
G3DOG	33	24	3	1	42	Phone 25
GW3ECH	32	5	7	6	36	25
G3COJ	31	21	1	50	83	75
G6OM	28	30	20	55	87	?
G8PG	26	28	10	1	38	1 1/2/14
G3EIZ	25	20	30	1	93	25

From Overseas

Salutations to ON4JW (Brussels), who goes to the head of the Four-Band Table this month with his score of 178 countries on 14 mc. Jules finds them *all*—this month FF8GP, FO8AC, YK1AF and KH6VP/VR4 have all fallen into his bag. Fine work, 'JW.

Very nice to hear from Ben Wallich (still G6BW, not ex-G6BW, because he has retained the call). But he now wields the new call ZLIGN, and his QTH is in the list.

VQ4CUR (Kenya) tells us that he was in VQ1 for only three days. He worked for six hours, and with his 12-15 watts raised 36 countries in 124 contacts on 7, 14 and 28 mc. A stout chap and a stout effort, too! He says his receiver was the poorest part of the gear (a 1-V-1) and the aerial was only a 66-ft. Marconi. 'CUR remarks that even in Kenya it's hard work listening through the din that comes on when he calls CQ or even signs VA, but adds that it's good practice for the CQ, ARRL, BERU, SARL, VK/ZL and VERON Contests! Among the "rare bods" he has been hearing on the bands are VU9 (Nepal), VK9, VK8, KM2, ZD9, VU4 and DK1. He has raised 139 countries on 28 mc, but hasn't yet raised Europe on 7 mc, which grieves him.

From EK1DP (ex-G3ADP) comes news of Tangier. EK1DI, whose trouble used to be that he came up on the sound-track at the local cinema, solved the problem by moving. EK1DI and 1DP are both QRX on 7 and 3-5 mc with 9 watts to 6L6's, and 'DP says if G's would look round the band instead of collecting on 7005 kc they might find a new country.

ZB1AR (Malta) sends a list of G's heard on 3-5 mc and asks us to mention that during BERU he will be on 3-5 (nights and dawn) and on 7 mc (evenings and early mornings). Frequencies 3512 and 3550, 7010 and 7025.

G. Stanton (ex-G3AJX and GM3AJX) also writes from Malta and sends a list of Calls Heard on the *Top Band*, which is reproduced at the end of this feature. He is going to continue listening on that band between 2200 and 2300 GMT. He says a 3-5 list would be too bulky to publish, and he finds 7 mc just as noisy as it is at home. He hopes to be on the air on 28 and 14 mc when suitable accommodation has been found.

Harold Owen of ZD4AM sends another of his 7 mc lists, but says that conditions have been very poor down there. The only two new countries worked in January were IS and FF8, but he heard KM6AD/KW6.

MD4GC (ex-ZC6JG) writes from Mogadishu, Somalia, to say that MD4JG has now closed down but, with MD4TH out there, he hopes to be taking some of the DX load, using

a 15-watt CW outfit on 7 and 14 mc ; MD4GC also expects to get going with QRO phone in due course—we shall be listening !

VS2CP (ex-G2HAG and VS1BK) arrived in Johore and was told he would have to share a bungalow with another European. It turned out to be VS2CH ! 'CP says conditions are so upside-down there compared with home that he is still in a daze whenever he listens. The "locals" are KA, PK, all the VS's, Chinese stations galore, J's and J9's, KG6 and so on. VS2CP's gear, at the time of writing, was "somewhere in Malaya," and he was thinking of trying to locate it by radar. QTH in list.

Australian OT

We were surprised to find, in a recent QSO with VK2AGW, that he is ex-G2KG and GW3BHG. As 2KG (no prefix) he says that he gave Gerry Marcuse (G2NM) his first phone QSO—on 1000 metres in 1919 ! 2KG gave up Amateur Radio in the early 1920's and was in VK for many years. He was licensed again as GW3BHG in 1947, but has now returned to VK once more, and puts a beautiful signal out from VK2AGW.

DX on 3.5 mc

This is where we stick the eyebrows down with insulating tape and tread warily. First, G2WW has worked MF2AA for a new one on the band. G2AO (Malvern) found VK5KO, worked him, and then confirmed the contact

by working him on 7 mc later. And G2AVP worked VK5KO on four bands on January 31—the first Four-Band with VK in one day that we have yet heard of officially.

G2VV (Hampton) raised VE1 and W2 on 3.5 mc with the Type A Mk III described in the December 1948 issue of the *Magazine*. The final is, of course, a 7C5 ! Time was 0015-0045, and this should at least be a record for the "smallest transmitter" on 3.5 DX.

G8US (Bideford) asks us, for the purpose of keeping the story straight, to say that VK5KO's second G QSO was a multiple one with G3ACC and himself, at 1930 on December 16. G3EIZ (Liverpool) has worked VK2RA and the genuine VK5KO. Apart from VE's, nothing else of interest, so he migrated to 7 mc. G2VD (Watford) says he can cope with the dispirited or even triumphant CQ-DX'ers, but gives up in disgust when an F8 plays gramophone records on 3510 kc ! G5BGH (Leeds) makes a similar remark about Continental phones in general.

G8VB (London, W.5) is a missionary who persuades DX stations to come up on 3.5 and give the boys a new country ! It worked with ZB1AR, MT2E, MF2AA and MF2AC ; and 'VB is now looking out for ST2AM, ET3AF, HZ1AB, SV5UN and SVØWF, all of whom have promised but have not yet shown up. Yet with all the good DX on the band G8VB says he has never known such a bad season for the Westerly DX.

28 mc

'VB has also been very active on 28, on which band he has put his total up to 50 in a very short time. He remarks that on one occasion he heard five or six W6 and W7 stations coming in at 0130—of all the strange times !

G2AVP has been busy on "ten" with MI3AB, ZB1AR, ST2AM, FE8AB, KZSEL, KR6AZ, and many other choice pieces. 'AVP says that when he had an MD2 suffix he used to get his DX cards in without difficulty, but now he's a G again he can't extract them from YR5's and the like. But better, as he puts it, a spot of home comfort and a low return of QSL's than bags of cards plus millions of flies and tea made with goats' milk.

Among the better ones out of a long list of 28 mc DX from G6HL are VP3TR (1345), HH1HB (1240), W7KMY/Iwo (1010), ET3AH (0915), YN1HB (1310), SV5UN (1025), YK1AF (1210) and OA5AB (1400).


Tailpiece from G6BB (Streatham), who says, "After I'd got the Four-Band idea you can't guess what a thrill I got from working my first F8 on 28 mc ! " Well—

The Top Band

G3BY Y (London, E.9) suggests that various

**ZONES WORKED LISTING
POST WAR**

Station	Z.	C.	Station	Z.	C.
Phone and CW			Phone and CW		
ON4JW	40	180	G2YS	35	107
G6QB	40	174	G5WC	34	114
G8IH	40	172	G8PL	34	109
G4CP	40	171	G2BJY	33	106
G3DO	40	171	G3FNJ	32	86
G2WW	40	165	G3BNE	32	82
G2AVP	40	155	G3ACC	31	102
G8IP	40	127			
G2FSR	39	162	Phone only		
G2VD	39	157	G3DO	37	137
G3BI	39	146	G8QX	35	120
G4AR	39	131	G3DAH	34	99
G2AO	39	120	G6CB	31	87
G5MR	39	115	G2VJ	31	84
G6PJ	39	85			
G3ATU	38	151			
G3AKU	38	131			
G5FA	38	126			
G8KU	38	116			
G3DAH	37	113			
GC2CNC	36	162			
G6BB	36	102			
GM3CSM	36	99			



PY6CO. Salvador, Brazil, sent us this one. His Tx is VFO-Exciter driving a pair of 813's, screen modulated with a pair of 6L6's. The receiver is a BC-348 with pre-selector.

people talking about flying balloons on 1.7 mc had better find out all about the appropriate regulations if they don't want to cross the path of the Ministry of Civil Aviation. If the balloons fly above 200 ft. they have to carry so many gadgets that it would be easier, on the whole, to stick up a mast that height ! By the way, G3BYY and also G2CIW (Brentwood) have received the Bulgarian scrounge-cards mentioned last month. They are all worded alike—"I have heard much your famous xmitter . . . I have the problem to build low power transmitter and have much need of good capacitors . . ." As no time, date or frequency is ever stated, and as the spaces for "Rainograph, Snowograph, Fogograph, Lightningsgraph, Moon Reaction, Cosmic Rays" and so on are not filled in (and as G2CIW works on VHF only !) these reports can be put along with some of the phoneys we have already mentioned ! But the one we saw certainly did give us a good laugh . . .

Miscellany

G2VV suggests that some of the "highly technical blokes" heard on phone might with profit read the first chapter of one of the handbooks. He has been hearing some frightful stuff among the inter-G contacts on 28 mc

in the evenings, but says that 7 mc is such a bedlam that many remarks are lost in the QRM, which is probably a Good Thing.

G5MV (Scarborough) is an OT who, after 1400 phone contacts on 7 mc, was enticed back on the key by this Commentary ! (Or so he says . . .) Since then, on 14 mc, he has worked 121 countries in 40 Zones, so he seems to be pounding away to some effect. He is very surprised at the "T7 or worse" notes heard from G's. G6PJ says his chief moan is about the steady squeezing down of the CW areas, particularly on 28 and 3.5 mc.

G3FNJ (London, N.W.6), after several QSO's with SV1VS/MM in all parts of the world, recently had a personal one aboard S.S. *Nereus* in the Royal Albert Dock. FNJ tells us about W1FH and his "213 confirmed" and adds that Charlie *still* sends the H in his call with anything between 6 and 8 dots ! Maybe that's what brings them in ?

G3ECX (London, S.E.12) pleads for the recognition of our hobby as a hobby and not a cut-throat competition, and says, "When I start getting as hot under the collar as some of your correspondents I shall drop my rig into the nearest pond and take up tiddley-winks." But we *have* known people get quite hot and sticky over tiddley-winks . . .

DX QTH's

AG2AG	APO 209, US Army, Trieste, F.T.T.
EK1AD	Spanish P.O. Box 2, Tangier.
FO8AC	c/o Radio FZP, Papeete, Tahiti.
HZ1AB	via W8UMQ (Station in Saudi Arabia).
I1YAT	Apiari Street 4, Trieste.
KG6IC	6254 ABU, APO 264, Unit 1, c/o PM, San Francisco. (Station on Iwo Jima.)
LZ3SD	Stoianov, Korab 25, Sofia, Bulgaria.
MO1A	13/18 Royal Hussars, MELF 6.
OQ5RA	Box 271, Leopoldville, Belgian Congo.
VP9T	S/Sgt. S. Weiss, HQ 137 Sqdn. AACS, APO 856, PM, N.Y.C.
VS2CH	BM/COJ, London, W.C.1.
VS2CP	Phil Zeid, Linden Estate, Scudai, Johore.
VS7LA	Cpl. L. Adams, SHQ Sigs, RAF Koggala, Habaraduwa, Ceylon.
W6CAL/TA	Voldar, 243 Atauik Bivari, Ankara.
YR5A	Box 326, Bucharest, Roumania.
ZB1AR	Sgt. Watson, REME Workshops, APO, Malta.
ZE2KH	Box 390, Salisbury, Southern Rhodesia.
ZL1GN	Ben Wallich (G6BW), c/o National Bank of N.Z., Box 18, Auckland.

G5GW (Torquay) has not radiated a signal since 1939 and probably will not for the next six months, but his call is being pirated on 3.5 mc. . . . GM3DNQ (Aberdeen) has just

migrated to 14 mc and one of his first QSO's was AG2AG, whose QTH he sends along for the list. . . . G3CGC (Eastleigh) says, "Let one's station be recognised by the 'fist.' I have done a lot of listening lately and have never heard such putrid Morse in all my puff. The first law of operating should be engraved on the front of all receivers—There are no bad Morse readers, only bad makers." We heartily agree, but would suggest that there are so many good wielders of bug keys nowadays that it's impossible to recognise them all by their fists any longer. We could mention a dozen who sound just like automatic Morse. and there is *no better Morse than that, fist or not!* (Or don't you agree?)

G3AKU (St. Ives) says the Four Band Table has shown up the large number of people who hardly use 28 mc; he thought he was pretty slack on the band, but his twelve countries put him halfway up the list!

G6AT (Hampton Hill) disapproves of the use of 3.5 mc for DX, and calls it "organised misuse of frequencies," saying that we should choose our frequencies from those available in relation to communication requirements. 'AT, in particular, doesn't see why one G shouldn't work another between 3500 and 3510 if he wants to.

Well, as he says, it's a point of view . . .

And that seems to be about the lot for this month. Next month's dead line is first post on the 15th, which will give plenty of time to send your letters, scores, moans and groans to DX Commentary, *Short Wave Magazine*, 49 Victoria Street, London, S.W.1. So back to the DX again, but remember—there's always Tiddley-Winks! 73 and BCNU.

G CALLS HEARD OVERSEAS

1.7 mc

G. Stanton (ex-G3AJX), c/o RN W/T Stn., Dingli, Malta.

G2BCX (559), 2DTD (559), 2QT (559), 3AEX (559), 3AMF (559), 3BYF (559), 3BVJ (549), 3YF (559), 4AU (559), 4DC (559), 5MY (559), 5WW (559), 6BQ (559), 8JI (559),

8JM (559), 8VR (559), DL2IY (559). (Rx: SX28). February 5, 2230-2300.

7 mc

ZD4AM, West African Cacao Research Institute, Tafo, Gold Coast Colony.

CW: G2ATM/A (45), 2DHR (45),

2HBB (44), 2PL (55), 3COX (44), 3ECB (44), 3EGR (44), 4ZZ (568), 5GK (578), 5MY (56), 5RI (34), 6BS (54), 8TK (56), GI3ZO (55), GW3CRX (558), Heard, 6-20 January. RS in brackets, T9 unless otherwise stated. Rx: R.107.

WINTER CALL BOOK

Of 340 pages, the latest *Radio Amateur Call Book* contains 224 pages of W/K amateur station call signs with addresses, the remaining 116 pages covering the rest of the world. The general layout has been slightly changed, in that countries are now listed in alphabetical order of prefixes instead of by country names

—which is a convenience when looking up a callsign in a hurry. All countries are also given their Zone number identification. The British amateur stations listed run to 41 closely printed columns and show all those appearing in "New QTH's" up to and including our issue for December, 1948.

FIRST CLASS OPERATORS' CLUB

With the elected F.O.C. membership now standing at 200, in all parts of the world, it is proposed to have a new and up-to-date address list printed for circulation to all members. So that this will be an accurate record, those having any corrections to the existing lists are asked to inform the Honorary Secretary immediately.

On the subject of membership, it is of interest to add that though there are several cases of brothers becoming members, with the election of ZL4GA the Club now has a father and son on the register.

Contests and DX

GI6TK has distinguished himself by winning the Bratten Trophy, and at the moment of writing is also thought to be the leading station for the world in CQ's DX Contest—a fine performance indeed.

In another field, GW8WJ worked VK5KO, on schedule by challenge, using but 8 watts on 3.5 mc. Still on the DX theme, three overseas members



President :

GERALD MARCUSE, G2NM

Hon. Secretary :

Capt : A. M. H. FERGUS, G2ZC

(AP5B, VK9NR and VS7BJ) ask for contacts with G's and especially with F.O.C. stations in this country. VS7BJ is on 14074 kc after 1800 GMT, and the other two are on 7, 14 or 28 mc about 0700-0800.

Club Subscription

With the greatly increased size of the Club, the heavy cost of postages on the regular Circular Letters, and other incidental expenses necessarily involved in the proper management of the Club's affairs, the membership was circularised

on the question of an annual subscription to meet these charges. As a result, the Committee has decided that it should be two shillings, payable on January 1 every year.

Election Notice

In accordance with the Rules of the Club, the following are declared elected to the active membership list of the F.O.C. :

R.E.C. Collings, DL2CH (B.A.O.R.)
A. F. Frame, ZL4GA (Dunedin)
J. D. Smith, G3DOZ (Ealing)
J. D. Wightman, G3AH (Manchester)
J. Elias, ON4JW (Brussels)
A. E. Parsons, G3AIX (Sutton Coldfield)
S. H. Pattison, G15UW (Dunmurry)
J. D. Lutterot, PA0LUT (Alkmaar)
J. A. Whiteley, G6QA (Rochdale)
D. N. Biltcliffe, G6NB (Chertsey)
V. Clark, W4KFC (Annandale, Va.)
J. Bradbury, G3AUR (Bradford),

All correspondence regarding the First Class Operators' Club should be addressed direct to the Honorary Secretary, Capt. A. M. H. Fergus, G2ZC, 89 West Street, Farnham, Surrey.

GESTURE IN THE HOUSE

When the new Wireless Bill was being discussed on second reading in the House of Lords on February 8 last, Lord Sandhurst put in a word for the British amateur. The gist of the noble lord's comment was that amateur transmitters suffer severely from interference of the kind the Bill seeks to abolish ; that they are a valuable asset to the country ; and that amateurs require protection far more than the ordinary listener.

It is not often that the worth of the amateur is publicly recognised in such terms—and it is almost certainly the first time that Amateur Radio has been mentioned to so august an assembly.

RADIO AMATEURS' EXAMINATION


In connection with the next R.A.E.—to be held in May, and for which entries should already have been sent in—we are running a series of articles in our *Short Wave Listener*.

This series is based upon the paper for the last examination, and the treatment is a set of model answers to the questions. The February and March issues cover preparation and the first answers.

CARDS HELD

We have a card or cards waiting for the stations listed below. Please send a large stamped addressed envelope to BCM/ QSL, London, W.C.1, and they will be forwarded. And if you want your call sign, name and address to appear in our "New QTH's" page, please mention it at the same time.

G2CIL, 2CLG, 2CVD, 2FWZ,
2JT, 2TO, 3AJR, 3ATC, 3BBM, 3BTB,
3CMQ, 3DTB, 3DYB, 3ECS, 3EDJ,
3EHQ, 3EHZ, 3ESC, 3EWZ, 3KO, 5QG,
5QI, 6QY, GM3BXV, 3DIE, GW3CGW.



More on Audio Filters

Design Data, and Performance of Surplus Units

By W. A. SPARKS (G3DGJ)

PROBABLY one of the most interesting developments of recent months to the DX operator has been the use of audio filters. The word "development" is used loosely, since such filters were a feature of radio receivers of a bygone era and so far as amateurs are concerned only went out of favour with the introduction and evolution of single-signal superhets with their crystal filters. However, the selectivity accepted ten to fifteen years ago is hardly enough for to-day and, especially for the CW operator, discrimination measured in *tens* of cycles is required. Audio filters are capable of giving this degree of selectivity and their use would probably be more commonplace now if the majority of amateurs realised how simple they are to design and build.

Types of Filter

Audio filters may be one of two types. First, those which have fixed rejection and depend upon the BFO to inject the required signal at their particular acceptance frequency, and secondly, those which may be tunable over a

There is a great deal of solemn argument and discussion about the built-in selectivity of communications receivers. One of the easiest ways of getting some useful additional discrimination is to apply it at the output end.—Ed.

particular range of audio frequencies.

The purpose of these notes is to describe a few such types, beginning with what is known as the Radio Range filter. Two different versions of this filter have been available as surplus in the country; one is the FL8, and another which has no marking except "Range Filter." These two very useful items are shown in the photograph.

The Service application of these filters was mainly limited to Beam Approach systems (SBA) in which the marker signals are generally given by modulated notes of about 1000 cycles. Voice transmission superimposed on the same carrier frequency was also given and the filters had three switch settings: Position 1 being range marker signals only; Pos. 2, voice signals only; Pos. 3, filter out of circuit.

Fig. 1 shows the curves resulting from the use of positions 1 and 2 of the selector switch. Position 1 is obviously of great interest to amateurs since it provides a very steep rejection on either side of the nominal frequency, which is approximately 1,025 c.p.s.

The unit is quite easily introduced into the Rx circuit by plugging it into the phone socket, and transferring the phones to the socket so marked on the filter. One disadvantage of these filters is that, being so sharp in the audio

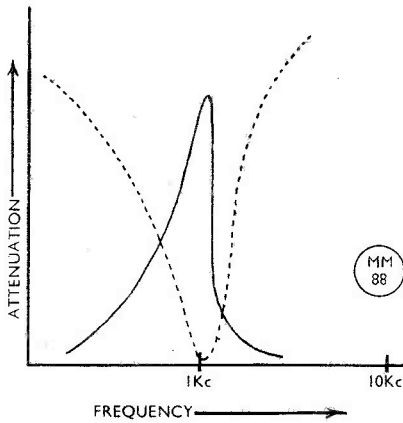


Fig. 1. Curves obtained for the surplus units discussed in the text.

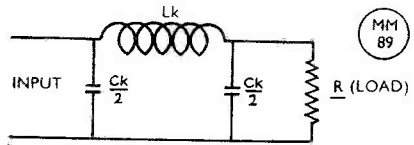


Fig. 2. Constant K-section low-pass filter.

range, they give a peculiar ringing tone to the signal, a note which is difficult to copy for long periods due to its monotony.

Design of Filters

Filter design is often taken to be an electrical engineer's job, but basically it is relatively simple since the formulae have already been evolved and design data are easily obtained by substitution.

A simple single-section low-pass filter is shown in Fig. 2. The use of a low-pass filter is to be recommended since notes below 1,000 c.p.s. do not have much interfering effect and cutting off the lower notes produces a tone which is not comfortable to read over long periods. The design data are shown below:—

- Rx = Load resistance (phones)
- F₂ = Cut off frequency
- F₃ = Frequency at which maximum attenuation is desired.

Then for Fig. 2 $L_k = \frac{R}{\pi F_2} C_k = \frac{1}{\pi F_2 R}$

$M = \sqrt{1 - \left(\frac{F_2}{F_3}\right)^2} = 0.7$

With a value of M = 0.7 a good match of input impedance over the pass-band of the filters can be obtained.

Dealing with the simplest type shown, as in Fig. 2, a curve similar to B in Fig. 4 is obtained. This shape of curve is good for phone reception but if possible a steeper side to the rejection should be obtained and in order to produce this a type of filter known as the "M derived filter" is used. This is most suited to CW use, since it reduces to maximum attenuation a frequency only a short distance away. The calculation of the value of M gives a fixed value of $\frac{F_2}{F_3}$ of about 0.7, since $0.7 \times 0.7 = 0.49$, $1 - 0.49 = 0.51$, and $\sqrt{0.51}$ is approximately 0.7. This means that in order to have a fixed cut-off frequency of 800 cycles, which is that recommended for CW working, the frequency of maximum attenuation has to be approximately 1,100 cycles ($\frac{0.8}{1.1} = .7$ approx.)

Using an M-type filter, it is possible to obtain rejections of the order of 60 dB down at about 300 cycles away. A suitable calculation for such a filter is given later.

For the simpler type of filter the two calculations are (a) for CW operators (b) for telephony operators. For CW it is:

$L_k = \frac{R}{\pi F_2} = \frac{2000}{3.14 \times 800} = 0.8 \text{ H approx.}$

$C_k = \frac{1}{\pi F_2 R} = \frac{1}{3.14 \times 800 \times 2000} = 0.2 \mu\text{F approx.}$

This gives an inductance value of 0.8 Henry, and a capacity value on either side of $\frac{0.2}{2} = 0.1 \mu\text{F}$.

For phone use, a cut off frequency of 3 kc is suggested as suitable, for reasonable intelligibility. Then:

$L_k = \frac{R}{\pi F_2} = \frac{2000}{3.14 \times 3000} = 0.21 \text{ H approx.}$

$C_k = \frac{1}{\pi F_2 R} = \frac{1}{3.14 \times 3000 \times 2000} = 0.0535 \mu\text{F approx.}$

This gives an inductance value of 0.21 Henry and a capacity value either side of $\frac{0.0535}{2} = \text{approx. } 0.027 \mu\text{F}$.

This type of filter is termed "Constant K" and will have a characteristic curve as shown in (B) Fig. 4.

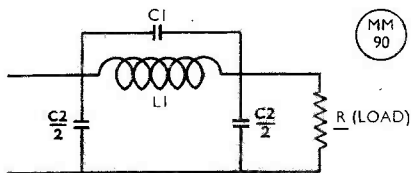


Fig. 3. The M-section filter.

In order to improve the performance, still further the M-derived filter as shown in Fig. 3 can be used and values for this are as follows: (For CW use as before)

$$L1 = 0.7Lk = MLk = 0.7 \times 0.8 = 0.56 \text{ Henry}$$

$$C1 = 0.267Ck = 0.053 \mu\text{F}$$

$$C2 = 0.7Ck = 0.4 \mu\text{F}, \text{ or } 0.2 \mu\text{F} \text{ each side.}$$

The resultant curve is shown at A in Fig. 4. By using two such filters in series the effect becomes more pronounced, since the resultant

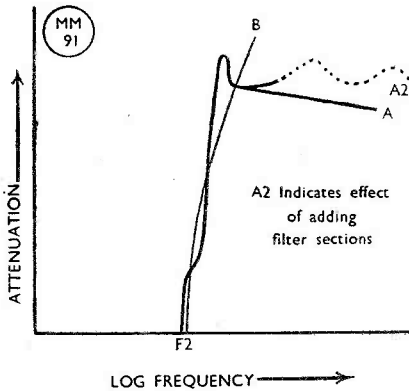


Fig. 4. Curves for the filters shown in Figs. 2 and 3.

attenuation is additive. The tendency for the curve to fall back from the frequency of maximum rejection is limited and consequently a much quieter background is obtained. Signal-to-noise ratio improves considerably when using the audio filters. By the proper choice of $C1$ and $C2$ in the M-derived filter, the cut-off and maximum rejection frequencies may be altered to suit individual taste by suitable switching.


A source of supply for the required inductances is the high frequency (ex-Govt.) power units now on the market; those operating in

the range 800-1,000 c.p.s. offer some suitable components. Only highest quality condensers should be used and the bridging condenser in the M-derived filter *must* be mica.

In commercial units toroidal coils are used but these are very difficult to make without specialised equipment. Good results can be obtained with normal inductances providing very careful shielding is allowed, especially around the coils.

The purpose of these notes may appear more theoretical than practical but the proof of the pudding is in the eating. If any reader has an ordinary LF choke of about the values mentioned above, substitution will easily enable the other values to be found and the frequency of cut-off determined.

The whole point is that audio filters enable signals to be copied through interference which even the best crystal filter cannot cope with, and it is therefore well worth while taking some trouble with a unit which can be introduced on the output end of the receiver, without any internal modification of the set itself.



Worrying out the maths!

DX ZONE MAP

This is a five-colour great circle map of the world, centred on London, showing the Zone areas (with prefix lists for each zone), printed on heavy linen-backed paper, with a time scale in GMT and giving accurate bearings and rough distances of all parts of the world from London—on the scale used, this means it is good for any location in the United Kingdom. The size overall is 21 in. by 35 in., handy for wall-mounting. You get all this for 6s. post free, of the Circulation Manager, Short Wave Magazine, Ltd., 49 Victoria Street, London, S.W.1.

AFRICAN AIR RESCUE

The *East African Standard*, dated February 9 tells how VQ4SC and VQ5JTW were instrumental in getting help to an R.A.F. Anson crashed on Mt. Elgon in Uganda. VQ5JTW called VQ4SC on February 1, to tell him where the Anson had been located; VQ4SC passed the message to Air Traffic Control at Eastleigh (Nairobi) and thereafter the duty officer went on to VQ5JTW's own frequency and worked him direct. The two operators concerned have received the thanks of the R.A.F. for the part they played in this incident. VQ4CUR sent us the notes.

Power Pack Design

PART II

By P. E. LEVENTHALL, B.Sc. (G3CJJ)

When smaller amounts of HT power are required, voltage stabilisation is not usually obtained by means of a choke input filter but by making use of one of the peculiar properties of the neon lamp.

If a neon lamp is connected in the circuit of Fig. 5a and the resistance P varied a series of corresponding values may be obtained for the potential across the lamp and the load current. If these values are plotted as a graph a curve similar to Fig. 5b is obtained. It is seen that when the load current varies between 30 and 70 mA the output voltage remains substantially constant (between 190 and 194 volts). This simple apparatus may be used successfully to stabilise the HT supply to a VFO, valve-voltmeter or superhet oscillator circuit.

It is worth noting that it is not necessary to use one of the commercial stabiliser tubes, as an ordinary neon lamp is quite satisfactory and much less expensive. It will be necessary to remove the resistance which is sometimes found in the base of the lamp.

The lamp should then be connected in the circuit of Fig. 5a, and the characteristic curve plotted as in Fig. 5b. The value of P should be chosen so that the voltage across the lamp at the normal load is the mean of the extreme voltages for which the stabilisation holds. For instance, for the lamp of Fig. 5b the working voltage is 192 volts. P is generally between 500 and 10,000 ohms.

As no close control is maintained during manufacture, it is necessary to carry out this process each time a lamp is to be used as a stabiliser, since similar types of lamp vary greatly in their characteristics.

A better degree of stabilisation can be obtained with the series valve voltage stabiliser, Fig. 5c.

The neon lamp in this case is used to maintain the cathode of V2 at a potential of about 100 volts positive to earth. The point X is positive to earth, and thus the grid potential of V2 is the difference between this potential and the potential across the lamp.

Suppose that for some reason the out-

put tended to decrease. This could be due to an increase in load current or to a decrease in the supply voltage. Then the point X become less positive with respect to the earth line and hence the grid of V2 becomes more negative. The anode current of V2 then decreases, and the voltage drop across R4 decreases making the anode of V2 more positive and the grid of V1 less negative. This reduces the impedance of V1 and causes an increase in the output compensating for the original decrease.

A reverse effect occurs, of course, when the output voltage tends to increase for any reason.

The change in potential across the anode load R4 of V2 is greater than the change at X, due to the amplification of the valve, and the greater this amplification the greater is the variation for which compensation can be obtained.

The slider X is used to adjust the output voltage to the required value.

Suitable valve types for V1 are a PA1, PX4 or 2A3, while V2 can be any high gain RF pentode such as 6J7 or 6AC7. A beam tetrode could be used for V1, if desired.

The author would like to suggest a simplified circuit in which the valve V1 acts both as rectifier and regulator valve, Fig. 5d. The operation is similar to the preceding circuit.

It is not generally realised that a stabilising system greatly increases the smoothing of the supply. Since the ripple is simply a cyclic change in the output voltage, it is clear that the stabilising system will take hold of this and iron it out as it would any variation of output, thereby considerably increasing the smoothness or purity of the DC supply.

Obtaining Grid Bias

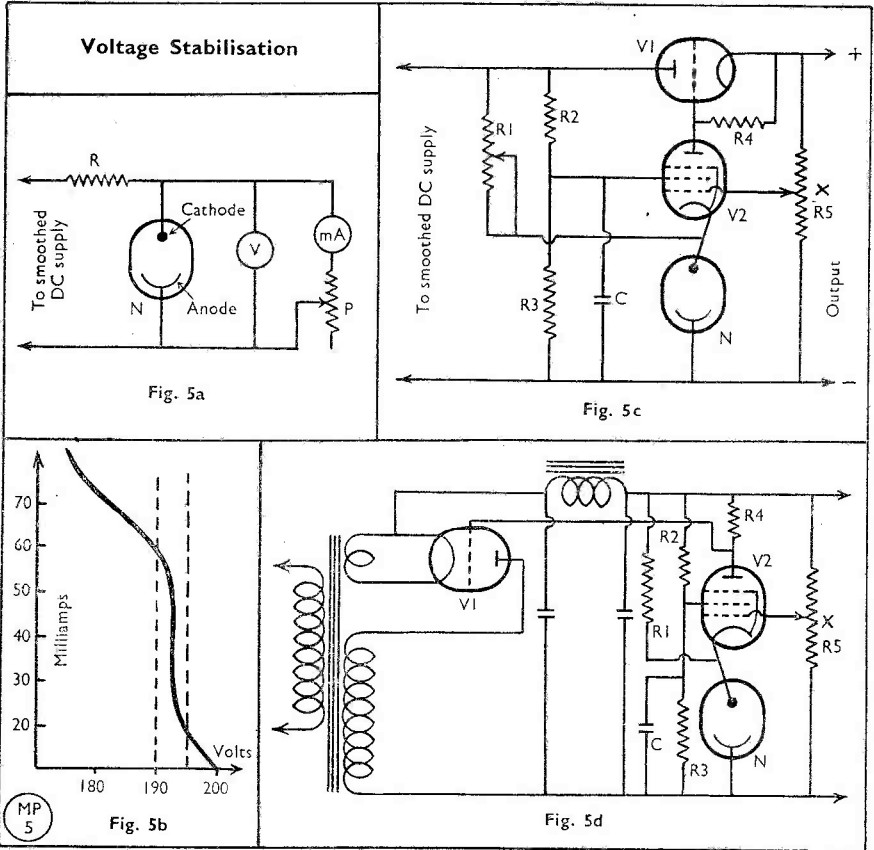
The next section of the power unit which requires our attention is the negative bias supply, and it is proposed to describe briefly the various systems, listing their advantages and disadvantages.

Battery Bias

This is simple, convenient and stable. The battery tends to be forgotten, however, and this may have disastrous consequences when the end of its life approaches.

Cathode Resistor

This method is well known and simple. The bias increases as the cathode current increases and this may be disadvantageous



in certain cases. Unless the resistor is thoroughly decoupled, negative feedback may be obtained. The bias voltage is subtracted from the total HT voltage and therefore reduces the anode voltage available from a given power pack.

Grid-leak Method

A simple and inexpensive method used for radio-frequency stages. If the drive fails the bias is removed and the anode current may rise to dangerous proportions.

Separate Power Pack

A small power pack of conventional type may be built up and should be provided with a heavy bleeder resistance.

The bias obtained in this way, when applied to a valve, is independent of changes in the current through the valve. This system tends to be expensive in its initial cost but is very satisfactory and is often used.

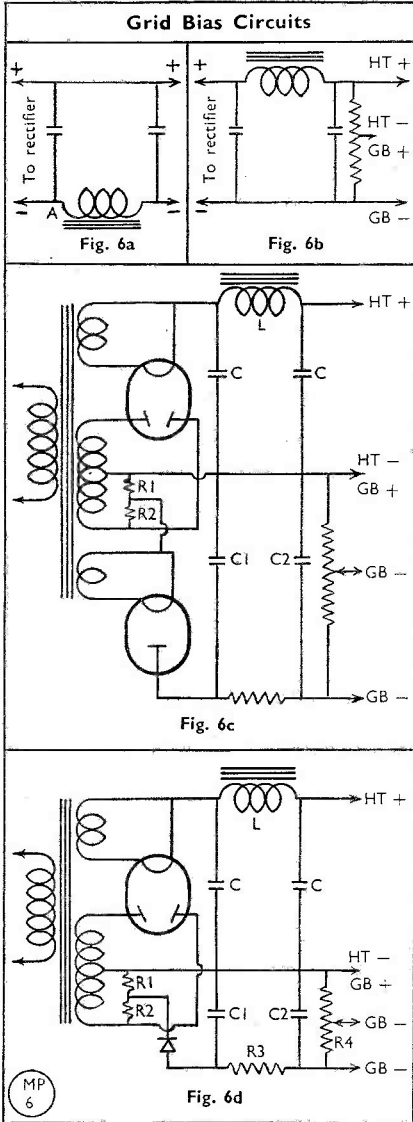
Table of Values

Fig. 5

- R1 = 500,000 ohms
- R2 = 40,000 ohms
- R3 = 50,000 ohms
- R4, R5 = 250,000 ohms
- C = 1.0 μF

Drop across a Component

The smoothing choke in the HT supply may be placed in the negative lead Fig. 6a. The point A is now negative with respect to the HT line, by an amount equal to the voltage drop across the choke. If the choke is left in the positive lead a resistor may be placed in the negative lead and various voltages obtained from this by the use of tapping points on the resistor. Bias obtained by this method is proportional to the load current.



Voltage Divider

A voltage divider used as shown in Fig. 6b will provide a negative bias voltage which increases as the load current increases. This method is very similar to that above.

In the writer's opinion by far the most effective method of obtaining a stabilised

bias supply is shown in Figs. 6c and 6d. If the heater winding is not available for the extra rectifier Fig. 6d may be used.

This system is particularly valuable for use with modulators or any valves requiring high bias voltages. If the cathode bias system were used the bias voltage would have to be added to the output of the HT supply, necessitating larger transformers and higher voltage condensers, whose extra cost would be more than the cost of the few components required for this system, which has the added advantage of being perfectly stabilised.

L and C are the usual HT smoothing components. R1 and R2 are suitable values to give the required GB voltages.

R3 is about 10,000 ohms and R4 can be 25,000 to 50,000 ohms. If the power supply is to be used for a push-pull stage another potentiometer can be connected across R4 to give two adjustable voltages. C1 should be about 1 or 2 μ F and C2 as large as possible (with adequate working voltages of course).

The Voltage Divider

Occasionally, the amateur experiences difficulty in calculating the values of the arms of a dividing network for supplying voltages of lower value than that available from the power pack (or battery).

The calculation is made as below. Suppose we require four different voltages lower than the output from the power pack. Let them be V_d volts at current I_d amps, V_c volts at current I_c amps, V_b volts at current I_b amps and V_a volts at current I_a amps. V is the output voltage from the power supply. See Fig. 7a.

Then, the current through R1 is simply the bleeder current I_i , i.e. that current which flows when no power is taken from the tapplings. Therefore, $R1 = Va/Ii$, by Ohm's Law, since Va is the voltage across R1 and Ii is the current through it. The voltage across R2 is $Vb - Va$, and the current through it is $Ii + Ia$.

$$\text{Therefore, } R2 = \frac{Vb - Va}{Ii + Ia}$$

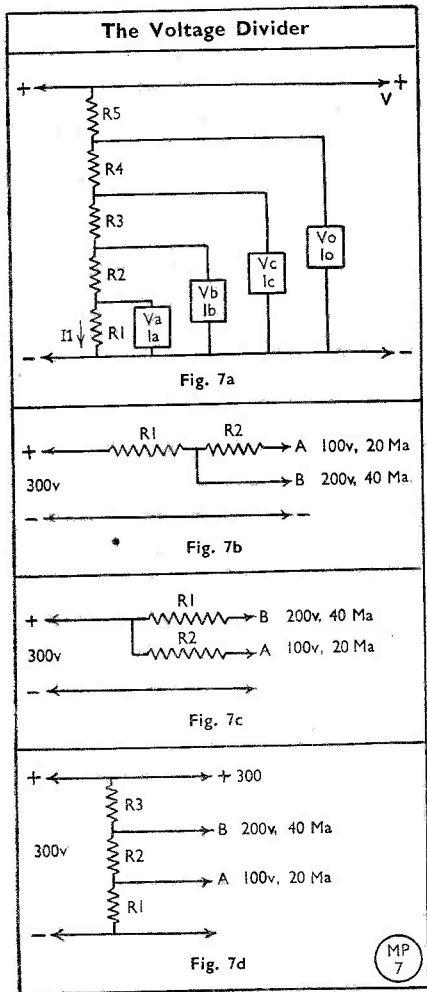
The voltage across R3 is $(Vc - Vb)$, and the current through it is $(Ii + Ia + Ib)$

$$\text{Hence, } R3 = \frac{Vc - Vb}{(Ii + Ia + Ib)}$$

$$\text{Similarly, } R4 = \frac{Vd - Vc}{(Ii + Ia + Ib + Ic)}$$

$$\text{and } R5 = \frac{V - Vd}{(Ii + Ia + Ib + Ic + Id)}$$

This may be continued as far as re-



quired to give any number of tapping points.

The wattage rating of the resistances used is found by multiplying the current through the resistance by the voltage across it. A suitable margin should be allowed for safety.

The regulation of a voltage divider is poor and the voltages at the tapping points will vary when the load on any tapping point is changed. However, the regulation of an ordinary series dropping resistor is much worse, and the voltage divider is to be recommended.

An example will illustrate this. Suppose that from a 300-volt supply we require 200 volts at 40 mA, and 100 volts at 20 mA.

(a) Using series voltage droppers, Fig. 7b, R_1 carries $(40 + 20) = 60$ mA and drops 100 volts. Therefore, $R_1 = 1667$ ohms.

R_2 carries 20 mA and drops 100 volts; therefore $R_2 = 100/20 \times 1,000 = 5,000$ ohms. Suppose the load at B increased from 40 to 50 mA. Then the voltage drop in R_1 would increase by 16.67 volts, and the two output voltages would each decrease by this value.

If separate dropping resistances were used as in Fig. 7c, R_1 would have to equal 2,500 ohms and R_2 equal 10,000 ohms. An extra 10 mA taken from the 200-volt tapping would cause a decrease at this tapping of 25 volts, the 100-volt tap remaining unaltered.

(b) Using a voltage divider, Fig. 7d. Let the bleed current be 30 mA. Then $R_1 = 3,333$ ohms, $R_2 = 2,000$ ohms and $R_3 = 1,100$ ohms.

If the load current from B increased by 10 mA to 50 mA the voltage at B would decrease by 11 volts, as this is the extra voltage dropped by R_3 due to the increase in current. The voltage at A would become 89 volts instead of 100.

It is clear that while none of the methods for obtaining voltage taps is ideal, the voltage divider possesses less disadvantages than the other methods.

In Fig. 7d the current taken from the 300-volt line does not affect the voltage at the tappings, except in so far as the stability of the power pack itself is concerned.

The greater the bleed current allowed, i.e. the lower the values of the resistances used, the better will be the regulation.

Heater Supplies

There is very little to be said on the subject of heater supplies.

The centre-tap of the heater winding should not in general be used, as it is more satisfactory to centre-tap at the valve socket.

If any heater winding is not being used it should be earthed at the centre-tap in the interests of hum reduction.

Safety Precautions

The voltages used for radio apparatus—particularly transmitters—are dangerous if proper precautions are not taken, and nothing should be skimped when dealing with high-voltage supplies.

It is advisable to use double-pole

switches in all mains leads to apparatus, both to isolate the mains and to prevent a circuit remaining alive due to unsuspected earth contacts.

At least two fuses are necessary to protect a power supply circuit—one in the mains lead and one in the lead to the HT centre-tap. Full details on fusing were given in the *Short Wave Magazine* for April 1946. That article also deals with RF filters which should be added to the power supply as a matter of course, and not merely after trouble has been experienced through RF in the mains.

If a power supply is to be used as a general purpose unit and not mounted in a rack, it should be built into a louvered

metal case. An amplifier case is ideal for this and suitable cases can be obtained as Government surplus for about 5s. each.

All transformer cores should be connected to the metal case which should then be earthed. To connect all metal parts to the case and then fail to earth it is worse than useless.

Meters should have a breakdown potential greater than any which may be applied to them. Otherwise they must be mounted back from the metal panel on an insulated panel. A piece of glass or perspex should be placed in front of the meters so that it is impossible to come into contact with either the case of the meter or the adjusting screw.

One aspect of safety precautions generally overlooked lies in lifting heavy apparatus such as power supplies. Severe ruptures can be caused by overloading one's body and assistance should be sought when heavy gear is to be moved. The safe way to lift weights is with the arms—and not the body muscles—taking the strain.

XTAL XCHANGE

Notices under this heading are free, and should be sent in on a separate slip headed "Xtal Xchange—Free Insertion." There are some simple rules: (a) Crystals outside the communication bands should not be offered, unless they are 100-1000 kc sub-standard bars; (b) Such bars should be of certified accuracy; (c) In the case of other crystals, it should be stated whether calibration certificates accompany them; (d) All negotiations arising from notices appearing in this space must be conducted direct.

G2NS, 26 Southlea Avenue, Southbourne, Bournemouth, Hants.

Has QCC 7034 kc crystal, with holder and certificate; also 7012 kc ex-A.M. crystal, holdered but with no certificate. Wants 3504-3512 kc crystal, holdered.

G3BGH, 375 Harrogate Road, Moortown, Leeds.

Has Bailey VF2 3557 kc fundamental crystal, giving variation 14228-14272 kc. Wants similar crystal 3503 kc fundamental.

G3COI, 59 Darlington Street, Wolverhampton.

Has QCC 1800 and 7040 kc crystals, certificated. Wants similar crystal 3·5-3·6 mc.

G3CQX, 31 Field Road, Stainforth, Nr. Doncaster, Yorks.

Has QCC Type P5 3549 kc crystal. Wants frequency 7000-7050 kc.

G3CWX, 123 Church Road, Low Fell, Gateshead, 9, Co. Durham.

Has 7002 and 14367 kc crystals. Wants frequencies in CW area 3·5 mc band.

G8FF, 10 Martin Grove, Morden, Surrey.

Has 200 kc bar, 455 kc crystal for AR88, two 500 kc crystals in 3-pin holders and two 500 kc in 2-pin mountings. Wants 1000 kc bar for BC-221, and frequencies 8010-8110 kc.

DX OPERATING MANUAL

All that can be conveyed by the printed word about DX working, in seven chapters, with prefix-country and country-prefix lists showing zones in each case. The *DX Operating Manual* is by L. H. Thomas, G6QB, who for long has been well known for his "DX Commentary" in the *Magazine* each month. Price of the *DX Manual* is 2s. 8d. post free. Remit to the Circulation Manager, Short Wave Magazine, Ltd., 49 Victoria Street, London, S.W.1.

NEW MULLARD TYPES

Of particular interest to those working on the UHF's, the Mullard ME1001 is a disc-seal triode capable of giving a half-watt of RF on 10 cm. (3,000 mc) for a DC input of ten watts. The QQZQ4-15 is a new directly-heated RF twin-tetrode, rated for 15 watts output at 185 mc.

DIRECT SUBSCRIBERS

Readers who would like to be sure of the *Magazine* every month by having it delivered by post on publication are invited to become direct subscribers. The cost is 20s. (22s. overseas), post free, for a year of twelve issues. Order to the Circulation Manager, Short Wave Magazine, Ltd., 49 Victoria Street, London, S.W.1.

VHF BANDS

By E. J. WILLIAMS, B.Sc. (G2XC)

*Fiveband Club Dinner—
Two-Metre Activity—
Individual Reports—
Five-Metre Final QSO Party*

OUTSTANDING event of the month without any doubt whatever was the Fiveband Club Dinner on January 29. Held in the Euston Tavern, London, this dinner brought together 61 VHF enthusiasts and we are sure that 60 of them will want us to record, first of all, their grateful thanks to the other one, who organised the whole show. He, of course, was Maurice Mason, G6VX, the Club's London area representative. It was a wonderful get-together, and we were pleased to see that a large number of non-members accepted the invitation to come along. General opinion expressed to us since the dinner, over the air and in letters, is that it was one of the best amateur gatherings ever organised in this country.

The weather unfortunately prevented several—including G2NM, G4RD and G6FO—from reaching London, and for that we were very sorry.

A number of the Midlands members were present and three out of our four area representatives were there to meet members and arrange still more Club functions. Prior to the dinner a number of pieces of amateur constructed VHF equipment were on view and our thanks go to G2AJ, 2FKZ, 2NH, 3BPM, 3CU, 3HT, 4IG, 5CD, 6VX and 8IG who were good enough to bring these along. G2IQ also sent his new convertor, but much to our regret it failed to reach the meeting.

As Club members will be aware, the London group, under the direction of G6VX, have started a scheme for the accurate measurement, over the air, of frequencies in the 144-146 mc band. Due to various causes, the actual frequency radiated may differ by up to 30 or 40 kc from that obtained by multiplication of the figures marked on the crystal holder; hence this frequency-checking service is of value to the crystal owner himself and further, it enables a list to be circulated to all members

which will greatly assist in the calibration of a new receiver or in finding a desired station. In order to extend this service still more, two specially constructed crystal calibrating units were the subject of a draw at the Dinner, the recipients having to undertake to use them for the purpose outlined above. One of these went to G5PP in Coventry and this should produce a better coverage of the northern stations in the next frequency list. The other lucky man was G4DC.

After dinner your conductor had the opportunity of outlining the policy of the Club, and of stressing that our one aim is to encourage VHF activity and so to further knowledge of these frequencies. Anyone who can assure us that he has that same purpose in mind is welcomed as a member. Then followed a session of photography (some of the results of which appear in these columns) and later a series of informal talks by a number of those who had brought equipment; G5CD on his 440 mc CG doubler; G2FKZ on a 440 mc wavemeter and a 440 mc RF amplifier; G3CU on his 144-440 mc tripler; and G6VX on his crystal-controlled convertor. G6VX also made some suggestions regarding

Two-Metre DX Working

Worked	Station
Over 350 miles	G2IQ, G5BY
300 to 350 miles	G2BMZ, G2MA, G3DMU, G4LU, G6WT
250 to 300 miles	G2XC, G6OS, G8DM
200 to 250 miles	G2AJ, G2CIW, G2OI, G3DEP, G5MQ, G5RP, G5TZ, G6DH, G6PG.

the ZB convertors, particularly the need for an additional oscillator.

In order to complete the record of an outstanding event it only remains to give the call signs of those present: G2AAN/A, 2AJ, 2ANT, 2AUA, 2CIW, 2DHV, 2FKZ, 2HDY, 2MR, 2NH, 2UJ, 2WS, 2XC, 2YL, 3ABA, 3AHB, 3APY, 3BLP, 3BOB, 3BPM, 3CGQ, 3CU, 3CWW, 3EHY, 3FD, 3HT, 4DC, 4IG, 5CD, 5DT, 5JU, 5KH, 5LQ, 5MA, 5MI, 5PP, 5PY, 5VY, 5YM, 6CB, 6HD, 6JK, 6NK, 6OT, 6SC, 6VA, 6VX, 6YP, 8IG, 8KZ, 8LY, 8PX, 8SK, 8SM, 8WV and GI6TK. L. C. Blanchard and D. T. Bradford, members of the VHF Listeners' Club, were also there to represent our SWL fraternity, and apologies for absence were received from several well-known VHF operators.

Country Meetings

Other meetings, which we hope will be

equally successful, are being organised in the Oxford and Nottingham areas. The Oxford meeting is arranged for Saturday, April 23, at the Roebuck Hotel, Market Street, Oxford, at an inclusive charge of 10s. The organiser is E. Wake, G5RP, Old Gaol House, Abingdon, Berks. G5RP will be getting into touch with members in the South-West regarding this meeting, but those outside the area who wish to be there (and we hope it will be many) should write to him direct enclosing a stamped addressed envelope. The other area representatives will be kept informed of the arrangements.

Later in the summer, G3APY will be getting up a meeting for the Midlands and, again, any outside the Midland area who are interested should let G3APY know and full information will be sent as soon as it is available.


The Month's Activity

When we looked round the table at the Fiveband Dinner we could not help but wonder why, with all the VHF talent represented there, we were continually hearing complaints of lack of activity on the VHF bands. We feel that there is in fact much more activity than appears at first sight. How many London stations, for instance, would be aware that on many evenings during the past few weeks as many as eight stations have been on the air in and around the Portsmouth area?

Similarly, a few evenings ago we were astonished to learn, after listening round on a band empty except for locals, that there were 12 stations operating at the time in London.

Several factors seem to be involved in this. In the absence of inversions and such-like, 2-metre conditions produce a markedly shorter range than five metres. We say this in spite of a number of assertions that the reverse seems to be the case. Up to horizon distances equal powers in the aerials can produce a stronger field strength on 2m. than on 5m. but once the signal reaches the diffraction area, strength decreases much more rapidly on the higher frequency. In addition, hills are much more serious obstacles as the wavelength is decreased. These comparisons are made on the assumption that equipment (which includes aerials as well as transmitters and receivers) is equally efficient on both frequencies and unless this is so, or very nearly so, statements that a certain path is better on 145 mc than 60 mc, or *vice versa*, mean nothing.

In general, 144 mc receivers are undoubtedly improving, but several correspondents appear to think that possession of a crystal-controlled convertor means that their receiver is above reproach. To our own way of thinking the crystal-controlled oscillator comes *last* in the list of requirements for an efficient 145 mc receiver! It makes for ease of operation; that weak fading signal can be held; you



The 420 mc group at the VHF Club Dinner. Front, l. to r., G3APY, G3CU, G5RP, G2FKZ; Back, l. to r., G5JU, G6HD, (?), G5PY, G2WS, G5CD.



The VHF Century Club group, all of whom have cards confirming two-way contact with 100 or more VHF stations. Front, l. to r., G5MA, G2XC, G6VX, G5PP; Second Row, l. to r., G5JU, G3ABA, G2CIW, G2MR, G3CGO, G5PY, G3APY, G2AJ; Back Row, l. to r., G5LQ, G3CWW, G6HD, G2HDY, G4IG, G2NH, G8SM, G5RP. The present total membership of the VHF CC is 44.

(Copies of photographs taken at the Fiveband VHF Dinner can be obtained direct from F. Wise, 5 Victoria Street, London, S.W.1, price 4s. each, unmounted.)

know exactly where it will come back again when it fades out; no need to start searching in case the oscillator has drifted—*But* all this will not help one iota if the DX signal is not reaching the mixer above noise level. So please give priority to the RF and mixer stages, and hot them up even if you have got a CC oscillator. Most experienced VHF men know all this, but we mention it for the benefit of those few who do not.

Some excellent designs for RF stages have appeared in the *Short Wave Magazine* during recent months, so there should be no difficulty in finding something suitable.

On the aerial side, with increasing feeder losses as frequency goes up, the need for correct termination becomes more important, as the extra losses due to standing waves on the feeder are determined to a large extent by the loss which exists under matched conditions. The effect of aerial change-over relays should be investigated, but we would remark here that the relay at G2XC (at which most of our visitors frown!) makes less than 1 dB difference.

Returning to the subject of this month's activity, it has been pleasing to find new stations on the 144 mc band and to hear

others being called. There are certainly more 2m. stations operating in the neighbourhood of Portsmouth than ever we had on 5 metres, and there are signs that this is happening elsewhere. Conditions have been somewhat above those of the previous month. But it is difficult to decide what conditions should be called "average." The first week of February produced one or two good spells for N-S working, while G6DH has been maintaining regular contacts across the North Sea to ON and PA. Nothing approaching the conditions of November last have been experienced since, however.

Aurora reflections were apparent on January 25, but activity was low on 5 metres and the only report comes from G2AOL (Oxford) who worked G3AVF (Torquay) at 2225 GMT with his beam somewhat west of North instead of on the direct-path route to the south of West. G3AVF was speaking at S9 *plus* with characteristic aurora note, which G2AOL describes as "an exaggeration of the usual W6 watery DX tone." Previous to this contact G3AVF and G2AOL had kept a schedule for nearly two months with no results at all. It also gave G2AOL his 100th station on five metres.

Station News

An interesting letter from GC2CNC says he is on 145 mc and would like the South Coast stations to keep watch for him between 1900 and 2100 GMT. He has only heard one signal on the band and that in late December. GC2CNC is also interested in 420 mc work and would like information on Tx and Rx circuits for use on that band.

New 2-metre activity in the North includes G6TG in Scarborough, making a point of operating in the 144 mc band nightly at 2200. G2ADZ (Oswestry) continues to be a regular performer and has provided G3DA and G3BY with some contacts. G2ADZ still finds G5BM an astonishing signal at 80 miles. The evening of February 3 was particularly good in Oswestry and G2ADZ worked several London stations as well as hearing G2XC! He will be adding an 829B to the Tx soon, but for the moment his main interest is in improving the Rx. His neighbour G4LU comments on the improved activity and conditions during the past month, and has found the foggy weather to coincide with the peak periods. He wants a new layer to reflect the signals from Glamorgan and Somerset at a steep enough angle to get them over the intervening hills! Alternative scheme is to shift the hills!

On the East Coast G3DMU (Scunthorpe) has been putting out a good signal and in addition to some excellent contacts with the south of England worked F8NW during the good spell in November.

G3EHY (Banwell) in Somerset has been hearing quite a number of local 2m. signals as well as some DX, and comments that several stations in his area are putting out 2m. signals but do not appear to have 2m. receivers! He found January 27 to be an outstandingly good evening, best signals being G5MA and 5MI. A 6-ele. stacked rotary beam has recently been erected, and has given very promising results even at a height of only 15 ft. G3EHY suggests some special activity at week-ends, such as the Activity Periods we used to run on five metres, so just to see what happens—make an extra effort to be on 2m. as much as possible during the week-end March 12-13, starting at, say, 1800 on the Saturday.

G6DH has been carrying out some tests with G8AO who has a five-element beam on his ship running up and down the East Coast. Signals have been heard up to 80 miles or so in spite of indifferent conditions. Others on in Essex include G2WJ (Dunmow) operating off batteries and with a 5-ele. beam, and G2CIW (Brentwood) who now has an 829 PA.

G5LQ (Chiswick), now 144.24 mc, dis-

TWO METRES COUNTIES WORKED LIST	
Worked	Station
25	G2AJ, G2AXG
23	G2IQ, G3APY
22	G4LU
20	G5NF
19	G2CIW, G2NM
18	G5BY, G6PG
17	G2XC
15	G8XZ, G8QX
14	G2NH, G3DMU, G5BM, G5RP, G6LK

agrees with the suggestion that G's should confine themselves to the HF section of the band. As he points out, there are certain dangers possible as a result of such a policy and it is as well to make full use of the facilities granted us. The only snag is that it is difficult to search the whole band 144 to 145 mc thoroughly in a reasonably short time, and we feel it would be a pity if the communication band procedure of working only stations near one's own frequency were to be repeated on the VHF bands. Use of the searching signals QHL, QLM, QMH, QML, may well become essential before long.

G5MR (Felpham, Sussex) was accidentally omitted from the list of VHF Century Club Associates last month; Sorry, OM. He has 95 cards to date. Work is being carried out on a CC converter and G5MR hopes to be coping with DX before long. G5MI (Wimbledon) has added a 6J6 push-pull RF amplifier to his Rx line-up, so that he now has *two* such stages, giving him large front gain. His 16-ele. beam unfortunately came to an untimely end in the February gales. Prior to this, G5MI was finding it possible to receive signals from up to 40 to 50 miles at Q5 irrespective of weather conditions. This is in fair agreement with our own experience. On five metres the consistent range was more like 60 miles. As a result of the Dinner G6CB acquired two of his missing 25 cards for the Century Club. He says he only wants twelve more dinners to get the rest! G6CB is on 144.36 mc and adds support to G5LQ's plea for more LF end activity. His power output, at present, is 3 to 4 watts, and he is there most evenings.

G8KL (Wolverhampton) weighs in to say that he has got himself organised again for

VHF working, and will be putting Staffs. on 144 mc for a lot of people down South; he mentions that he still has no neighbours on the band, which makes testing and lining up more difficult. From Scotland, stalwart GM3OL (Dumfries) reports himself in, as having made his first 2-metre phone QSO with G3BW (Whitehaven) S9 both ways on February 13. So G3BW has a collaborator at last; GM3OL is running an 829 PA with a 6-ele. c.s. beam.

The Last Month on Five

By the time you are reading this the last month of amateur operation on our old five-metre band, which has been the source of inspiration for all VHF work in this country,

National Grid References

G2CIW 51/590937	G4LX 45/246683
G2NM 41/803044	G5BY 20/688388
G2XC 41/670069	G5TZ 40/497891
G3APY 43/490568	G6HD 51/377692
G3CYY 45/242693	G6PG 51/524736
G3DEP 40/585924	G6UW 52/452578
G3EJL 41/415154	G8LY 41/566006
G3LV 41/665002	G8WC 41/671011

will have come round. We have been asked to suggest that all who still have 58 mc equipment should make an effort to be on as often as possible during the month. G2NM (Bosham) intends to be up on five *every night during March*, while a number of the South London stations are to stage a QSO Party on five metres, beginning at 1900 on March 31 and lasting until midnight. G2NH, 2MR and 5MA are winding up with a three-way at

midnight to celebrate many years' consistent activity on the band.

In order to make the most of the limited station density on the five-metre band may we suggest that maximum activity periods each evening during the month be 1930-2000 and 2230-2300.

In Conclusion

Please remember to try to be on two metres during the Activity Week-end, March 12-13, and if you can possibly manage it join in the 5-metre Farewell QSO Party on March 31. In addition, please let us have your five-metre scores, counties and countries, up to date so that we can produce the final tables next month. One or two listeners occasionally send us interesting letters and lists of calls heard, but as much as we appreciate these, space considerations debar their discussion in this column. A separate VHF news column for SWL's appears in our *Short Wave Listener* every month, conducted by our colleague A. A. Mawse; we know he will be very glad to have reports from listeners and to make use of them in his column. Reports for the April issue of the *Short Wave Magazine* should reach us by March 18, latest, addressed to E. J. Williams, G2XC, *Short Wave Magazine*, 49 Victoria Street, London, S.W.1. With you again on April 6.

* Activity Periods

144 mc : 1900 to 2030 daily.

Special Activity Weekend—March 12/13

58 mc Farewell QSO Party—March 31.

IF THE CAP FITS . . .

From Derby & District Amateur Radio Society's excellent little magazine *G3 Experimental Radio Derby*—G3ERD being their callsign—we take the following, with due acknowledgments to D.D.A.R.S. and the contributor concerned:

"First remember that your neighbour the old hand may not be particularly interested in your line on Amateur Radio; so be careful about giving him a long technical harangue—he probably knows it all in a practical way, and may confound your theories by demonstrating that the thing works, contrary to the boloney in the gen book. And when you are visiting his station, don't fiddle with his knobs and switches, especially if OM is QRO and on VFO. And don't rummage in OM's drawers, or borrow his books. When you get your own call, don't regale OM with a

long detailed word-picture of your first QSO with PA; just mention it. If OM is interested, he'll ask for details. And when you start up on VFO, don't take it for granted that OM is pleased to hear you wobbling on his frequency; he may be keeping a sked or trying to work some DX himself. It will just burn him up if you, of all people, spoil his chances with an OZ on 1.7 mc. And remember that your signals are always S9 *plus* to the locals. If you can remember all these things, you'll find OM quite a useful chap to know."

Excellent advice—and an indication of the high standard of some of our Club magazines, most of which are produced under considerable practical difficulties, generally overcome by the enthusiasm of the unthanked, nameless members nominated to run them.

Radiovision Commander

The New Amateur Band Communications Receiver

Magazine Test Report


FOR some weeks we have had a production model of Radiovision's new "Commander" running under test conditions—on the bench and in operation over the air.

The Commander represents an attempt to give the British amateur a communications receiver which will do him justice and of which he can be proud. Let it be said straight away that Radiovision have attained these objectives.


Main Design Details

This receiver is a 9-valve double-conversion superhet (11 valves including rectifier and voltage stabiliser), giving complete coverage from 1.7 to 31 mc, in five switched bands. These are: 1.7-4.0 mc; 4.0-7.6 mc; 7.6-15.0 mc; and 15.0-31.0 mc, with 21.0-21.45 mc separately selected within the latter range.

Outstanding feature of the tuning pack is the provision of wide-scale electrical bandspread on five amateur frequency ranges: 3.5-3.8 mc; 7.0-7.3 mc; 14.0-14.4 mc; 21.0-21.45 mc; and 28-30 mc. This is achieved by means of a double-section three-gang condenser, with a "Bandspread-General Coverage" switching arrangement. Having brought in the required frequency range on the band switch proper, setting of this second control selects the tuning capacities to give either general coverage on that range or full spreading of the corresponding amateur band.



Rear chassis view of the Commander. The two-section 3-gang condenser is clearly visible. The chassis is bright finished and all parts are easily accessible.



Underneath the Commander. Power section on left, RF chassis centre, IF/Audio section on right. First grade components, some specially designed for this receiver, are used throughout.

Thus, the same tuning control performs both functions, the dial being suitably engraved for each. As is usual, the only range upon which true electrical bandspread is not possible is 1.7 mc—but at that frequency the Band 1 general coverage is quite wide enough to give close tuning.

The tuning mechanism and dial arrangement is without doubt one of the best yet seen in an amateur communications receiver. It is smooth, positive and accurate, and frequencies can be read off closely on all bands.

Another circuit feature of particular interest is the provision of an independent oscillator trimmer control, brought out to the front panel, which enables the band edge to be accurately spotted on the dial by reference to the usual frequency standards. Again on the RF side, an aerial trimmer permits the input circuit to be peaked up with a wire of any length, and is another factor of importance in obtaining the utmost efficiency.

In regard to selectivity, by the use of a double-IF arrangement (1.6 mc and 100 kc) three selectivity settings are available: Broad, 10 times down at 4 kc off; medium, 10 times down at 2½ kc; Sharp, 2 down at 1 kc off, to 1,000 times down at 5 kc. In the "sharp"

position, the selectivity is exceptionally good and shows the true "Q5'er" effect. For CW working at this setting, it is possible to get single-signal ("one side") reception by proper adjustment of the main tuning with the BFO control, which operates on the second IF channel.

Other Circuit Features

A series noise-limiter is incorporated which is adjustable towards the limit of suppression; this is quite effective on noise peaks and should give adequate suppression in bad locations.

The figures to be expected for sensitivity are 1-2 microvolts in for 50 milliwatts out; signal-noise ratio, 10 microvolts in giving better than 20 dB; image rejection, 30 dB at 30 mc to 70 dB at 2 mc.

AVC is applied to the RF, first and second IF's and second mixer, and will hold the output level for very wide variations in signal input. An illuminated S-meter is of course fitted, with S9 set for 100 microvolts and each S-unit calibrated for 6 dB steps.

General Comments

The receiver as a whole is very well built, the mechanical and electrical design is excellent, with good appearance, well placed

controls and easy operation. The gain, both on RF and audio sides, is such that one always feels the receiver has plenty in hand. The switching is quiet and positive and frequencies can be set up quickly and accurately. The "send-receive" switch does not produce a frequency change after a stand-by period—a failing of some receivers, necessitating readjustment of the signal on tune after a spell of transmitting.

Overall stability is good, and after a short initial warm-up period, test signals were held

within audio beat on 28 and 14 mc for hours at a stretch. The designers have given particular attention to the problem of RF coil and trimmer design and it can fairly be said that the drift is quite negligible.

The Commander is lively and good-looking and will perform excellently on all bands. We can confidently recommend it to anyone wishing to possess a modern communications receiver incorporating all those features which experience has found to be either necessary or desirable on the amateur bands.

Variable Bias Pack

Easily-Constructed Unit

By J. B. ROSCOE, M.A. (Oxon.) (G4QK)

A BIAS pack capable of giving a variable bias voltage is a useful piece of gear for experimental work. Any ordinary pack can, of course, be fitted with a potentiometer and

used for this purpose, but if the current drain is at all heavy the potentiometer must be large, and correspondingly expensive. The obvious solution is a stabilised variable supply, but for those who wish to avoid this complication the circuit shown here is suggested.

It will be seen to consist of a normal full-wave rectifier arrangement, but using two tetrodes instead of a double-diode. The valves are used as combination rectifiers and voltage droppers, their impedance being controlled simply by the potential at their grids. In this way, it is possible to control a fairly heavy

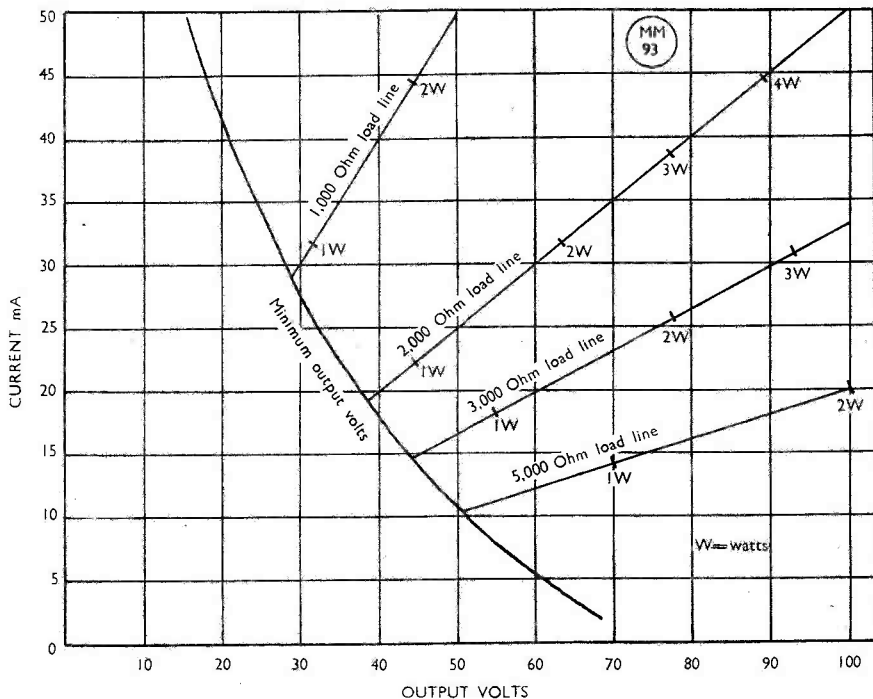


Fig. 2. Some load curves obtained with the bias supply unit.

current, which is desirable for stability of supply, with a 1-watt potentiometer.

Practically any type of power valve will do, the requirements being simply cathode emission and anode dissipation. If tetrodes are used it is advisable to connect the screens to the anodes through small resistors, as shown, to prevent the screens overheating. In the writer's case the valves used are KT63's, as two of these were available, and were unlikely to find any other use. The KT63 is rated at 8.5 watts anode dissipation: when run at 300 volts 50 mA, i.e. 15 watts for the pair, the anodes gave no indication of overheating.

Equally, the transformer requirements are not critical. Practically any transformer with two 4-volt LT windings will give 2 amps. comfortably: provided, therefore, that one of the windings is centre-tapped, it will be possible to use 6L6's or 807's in this circuit. The writer's transformer is the usual receiver type, giving 300 volts on load. This is, admittedly, rather more than necessary. The minimum voltage obtainable under various loads was plotted, and from this curve the load required for any range can be found. The bleeder current is usually kept at 50 mA, which is enough to swamp small changes in the external load, due to grid-current and so on.

The writer has not given the matter any deep consideration, but it seems probable that this circuit may be expected to contribute some extra smoothing, and a measure of peak-clipping on surges.

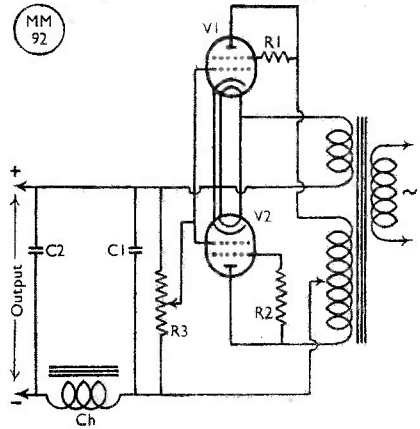


Fig. 1. Circuit of G4QK's bias pack, in which the low-wattage potentiometer R3 controls the output voltage. Almost any type of valve available can be used in the rectifier position.

Table of Values

Variable Bias Pack

C1	= 8 μ F
C2	= 16 μ F
R1, R2	= 100 ohms, 1 watt
R3	= 50-100,000-ohm potentiometer
Ch	= Smoothing choke
T	= Transformer
V1, V2	= KT61, KT63, KT66, 6V6, 6L6, 807, or others of similar type.

"PSE QSL"

If you want SWL reports on any particular transmissions, let us have a notice for this feature in our *Short Wave Listener*. "Pse QSL" remains unique as the recognised channel for obtaining reception reports, and each month we print upwards of 50 such requests from operators all over the world. Give band(s), method, times of operation, brief details of report required, and address for QSL's. It is understood that all useful and accurate reports received through "Pse QSL" are confirmed by card to the SWL concerned.

MULLARD FREQUENCY CHART

For all who want to know exactly how the Atlantic City Conference allocated the radio frequency spectrum by regions and services, a chart is available designed to give the information in the easiest and quickest way possible. Printed in sixteen colours, it measures 2 ft. 6 in. by 3 ft. 4 in., and is suitable for wall mounting. The cost of this Frequency Spectrum Chart is 6s. 6d. post free, of the Com-

munications Division, Mullard Electronic Products, Ltd., Century House, Shaftesbury Avenue, London, W.C.2.

DISTRIBUTOR SUPPRESSORS

Belling & Lee offer two types of suppressor for fitting to the distributor HT lead. Type L.1274 (1s. 6d.) for a cut lead, and Type L.630 at 2s. for screwing into the distributor head. Traders can obtain an attractive three-colour show-card mounting 24 L.630 suppressors, or 48 in a labelled carton. Belling & Lee, Ltd., Cambridge Arterial Road, Enfield, Middlesex. Everybody should have one fitted.

ERIE PRICE REDUCTIONS

Big price reductions are announced for the Erie range of fixed resistors, carbon track potentiometers, vitreous resistors and the Erie "Ceramicons"; the cuts vary from 25 to as much as 50 per cent. over a wide range of items. The new price lists are obtainable direct from the Sales Dept., Erie Resistors, Ltd., Carlisle Road, The Hyde, Hendon, London, N.W.9.

Here

Index, Volume VI

The Index inserted as a loose supplement in this issue shows, among other interesting things, that during the past year we published as paid work material from no less than 75 different contributors; a great many of them were appearing in print for the first time.

During the twelve months' period, our outside contributors produced between them 90 main articles, of the total of about 200 different subject headings in the *Magazine*.

B.O.T.C. Dinner

The proposed Old Timers' Dinner has been arranged for Friday, May 20, in London, at an inclusive charge of 10s. per head. G2NM will be in the chair. All members of the British Old Timers' Club, at present totalling 138, have had sent them a circular giving full details; if by any chance it has not appeared, will the member(s) concerned please drop in a card straight away.

A number of acceptances for May 20 have already been received and we should be glad to have all reservations as quickly as possible, so that those organising the dinner can proceed with the arrangements.

And we are glad to welcome the following as nine new members of the B.O.T.C.: Dr. J. R. Wortley-Talbot (G6WT), 1908; A. J. Hills (G3RC), IXU in 1912; A. O. Milne (G2MI), 1924; G. E. Prance (G5RN), 1924; L. J. Fuller (G6LB), 1924; J. Blake (G5BC), 1926; A. L. Clare (G6AX), 1928; T. A. Whiteley (G6QA), 1928; and R. Jardine (G6QX), 1928. These will be added to the next Club address list circulated.

Binding Vol. VI

Arising from our note in this space last month, about getting the year's issues bound, we have been asked by L. Swistun, 49 Belgrave Road, London, S.W.1, to say that he is able to undertake binding at 6s. per volume, c.w.o. and postage. Readers interested should write direct to the address given, also saying whether they wish the advertisement pages to be retained.

Identify, Please!

This is an exhortation to all 1.7 mc operators, whether using CW or 'phone. The

and

reason is that for the SWL's who follow the amateur band commentary in our *Short Wave Listener* we are running "Top Band Counties Heard" as one of the contests for 1949. It involves the positive identification of 1.7 mc stations and their counties, so it would help a great deal if 160-metre operators would make a practice always to sign over with the name of the county—using the accepted abbreviation for it when on CW. Incidentally, this contest is producing long lists of very interesting 1.7 mc Calls Heard in the *Short Wave Listener* each month.

Correction Note

In G5RZ's article on the Valve Voltmeter in our January issue, R3 in Fig. 3 should be 1.5 megohms; "R5, R6" in this table should read R1, R2, each 5.6 megohms. In Fig. 4, C1 and C2 should be transposed.

Corrections for the circuit of G3AAG's Broad Band Exciter (p. 861, February) are: Valve to right of V2 is V1; C24, C25 in series in the grid of V1 should be .001 μ F; the

"C24" decoupling the anode of V1 is .01 μ F, and the "C25" driving the grid of V2 is .0001 μ F; V3 element connections should be as for a 6SK7, with the earthed heater pin joined to the valve shield; V3 cathode should be taken to earth through a 2.5 mH RF choke, to complete the DC return; for "R19" in the table of values read R9, and for V1 read 6J5; valves to the right of V4 are V5, V6, with V7 as the output stage (lower right), in the circuit diagram.

Then G6VX remarks that he would be a clever chap who could make the lid fit his converter chassis—that dimension on p. 885, February, should be $4\frac{1}{8}$ in., not $3\frac{1}{8}$ in. as given.

Finally, some wag says that the "yardstick" on p. 978 should have been marked jolts at the top—to which we can only reply that colts also kick.

For us, it remains a hard and confusing life!

German Nationals

We have been officially informed from the Bipartite Control Office, Frankfurt, that it is expected licences will have been issued to about 500 Germans by the beginning of this

There

month; technical and Morse examinations have already been held, and call signs allocated in the sequence DL1AA-1ZZ, to be followed by DL3, DL6-Ø. So good luck and every good wish to the emancipated DL's.

It is also understood—but not officially confirmed—that our happy "Allies" on the other side of the Curtain are licensing German nationals in the Soviet Zone in sequence from US1KAA—but *they* have to QSL via Box 88!

NEW QTH's

This space is available for the publication of the addresses of all holders of new call signs, or changes of address of transmitters already licensed. All addresses published here are automatically included in the quarterly issue of the Call Book in preparation. QTH's are inserted as they are received, up to the limit of the space allowance. Please write clearly and address on a separate slip to QTH Section.

- G2ALB A. W. James, 82 Fernside Road, Poole, Dorset.
- G2BVM K. Pearce, High Street, Ixworth, Bury St. Edmunds, Suffolk. (Tel: *Pakenham* 348).
- G2CGF S. G. Griffiths, 38 Romney Road, Hayes, Middlesex.
- G2CLN J. F. Gwynne, 12 Sylvia Avenue, West Heath, Birmingham 31.
- G2FAD F. R. Jupp, 35 Brading Road, Brighton, 7, Sussex.
- G2FRH H. B. Sanders, 34 High Street, Tring, Herts.
- G2HHT A. Williams, 6 Park Avenue, Carlton, Nottingham.
- G3BLL R. A. Valler, 38 London Road, Kingston-on-Thames, Surrey.
- G3BMD C. B. Pretty, 52 Regent Road, Leicester.
- G3BNZ E. A. Knight, 132 Elgar Avenue, Tolworth, Surbiton, Surrey.
- G3BPI J. Hunter, 27 Milton Avenue, Highgate, London, N.6.
- GW3CDY R. W. Roberts, 1 Parc-y-Dre, Ruthin, Denbighshire.
- G3CIZ S. D. Matthews, 2 Alexandra Road, Lindley, Huddersfield, Yorks.
- G3CML L. H. King (*ex-XAFU*), 14 Clarence Street, Bramley, Leeds, Yorks.
- G3DCL D. L. Kings, 97 Lodge Road, Redditch, Worcs.
- G3DDD V. De Coene, Ingleside, Jarvis Brook, Sussex.
- G3DMK R. Frarey, 3 Somme Lines, Catterick Camp, Yorks.
- G3DOK R. W. Macgillivray, 19 Max Road, Liverpool, 14.
- G3DRQ W. F. Freestone, 81 Orpen Road, Sholing, Southampton.
- G3DWY B. Carr, Aston House, Prestwich Park, Prestwich, Lancs.
- G3DZA V. E. Andrews, 15 Bearwood Hill Road, Winshill, Burton-on-Trent, Staffs.
- G3DZT J. H. Beaman, 80 Friezland Lane, Brownhills, Walsall, Staffs.
- G3EAQ R. A. Davis, 63 Alexandra Road, Southend-on-sea, Essex.
- G3EAQ/A R. A. Davis, 4 The Valley, Porthcurno, Penzance, Cornwall.
- G3EFQ E. D. J. Kingsbury (*ex-D2FQ*), 200 Halfway Street, Sidcup, Kent.
- G3EGN W. E. Benson, 69 Brighton Street, Heckmondwike, Yorks.
- G3EGP A. J. Bridgens, 1469 Pershore Road, Stirchley, Birmingham, 30.
- GM3EHI J. Mathieson, 31 Reid Street, Bellshill, Lanarkshire, Scotland.
- G3EKR G. W. Wilson, 27 Rosewood Terrace, Roschill-on-Tyne, Northumberland.
- G3EKX N. J. Birkett, 75 Fowler Street, Derby.
- G3EKZ D. E. Blacklock, B.Sc., 30 Surrey Street, Ryde, Isle of Wight.
- GW3ELE J. B. Morris, Monkton, Ashfield Road, Newbridge, Mon., S. Wales.
- G3ELJ C. Crisp, Claypole, near Newark, Notts.
- G3ELW W. J. Roscrow, Gweal-An-Top, Redruth, Cornwall.
- GW3ELX S. F. Payne, 2 Risca Road, Crosskeys, Mon., Wales.
- G3ENH F. C. Hartles, 74 Hawkesley Mill Lane, Northfield, Birmingham, 31.
- G3ENQ R. D. Nicol, 3 Cray Avenue, Orpington, Kent.
- G3EOD J. D. Brown, 37 Bradford Road, Brownhills, Walsall, Staffs.
- GM3EOJ C. F. Sherrit, 73 Union Grove, Aberdeen, Scotland.
- G3EPV R. D. Emes, 56 Shakespeare Avenue, Arnos Grove, London, N.11.
- GM3EQC D. Hendry, 30 Maxwell Street, Fochabers, Morayshire, Scotland.
- G3EQL G. Haring, 121 Bradbury Road, Olton, Birmingham, 27.
- G3ERG J. Pickup, 16 Portman Road, Liverpool, 15.
- G3ERK K. J. Forrest, B.Sc., 22 Highfield Drive, Chester Road, Sutton Coldfield, Warks.
- G3ERR J. A. Edwards, 1 Braemar Gardens, Hendon, London, N.W.9.
- G3ERU D. R. Church, 22 Edgehill House, Loughborough Road, Brixton, London, S.W.9.
- G3ERV A. R. Mee, Greenhaven, The Drift, Royston, Herts. (Tel: *Royston* 3362).
- G3ESB A. D. Hitchcock, 38 West Road, Spondon, Near Derby.
- G3ESV Rev. F. Ness, M.A., Upholland College, Wigan, Lancs.
- G3ETH J. L. Goldberg, B.Sc., Elm Lodge, Elbow Lane, Formby, Lancs.
- G3ETI I. Macwhirter, 16 Queens Avenue, Great Meols, Wirral, Cheshire.
- G3EUH G. E. A. Newbery, 57 Belgrave Road, Hford, Essex.
- G3EUK R. W. Curtis, 30 Livingstone Road, Oldfield Park, Bath, Somerset.
- G3EVL K. J. Foskett, 19 Patison Road, Child's Hill, London, N.W.2.
- G3EVT R. J. Mutton, 157 Evesham Street, Redditch, Worcs.
- G3EVV F. J. Hill, 13 Staffordshire Street, Peckham, London, S.E.15.
- G3EWP A. B. James, Cherryll, Mossley Corner, Congleton, Cheshire.
- G3EXI C. Cave, 161 Grangehill Road, Eltham, London, S.E.9.
- G3FZL G. M. C. Stone, 35 Elsie Road, East Dulwich, London, S.E.22.
- G3ZP R. E. Greene, Grenor, Runnymede Road, Ponteland, Newcastle-upon-Tyne. (Tel. *Ponteland* 450).
- G5MB W. H. Lamb, 34 Freshfield Road, Heaton Mersey, Stockport, Cheshire.
- G8LQ E. Porter, 191 Aragon Road, Morden, Surrey.

CHANGE OF ADDRESS

G2AXU K. Mallett, 23 Bexley Lane, Sidcup, Kent.

G2AYC S. E. Vanstone, Chandos Lodge, Stoke Road, Fetcham, Surrey. (Tel: *Bookham* 167).

G3AAQ J. Kelsall, No. 3 Bletchley Park, Bletchley, Bucks.

G3BQS K. Chorley, 6 Calton Road, New Barnet, Herts.

G3BWQ S. H. Iles, 101 Dovercourt Road, Horfield, Bristol, 7.

G3DNT B. N. Gregory (*ex-D2AQ*), 2 Pinfold Estate, Tideswell, Via Buxton, Derbyshire.

G3DVL F. Harrop, 6 Hartfield Avenue, Brighton, 6, Sussex.

G3ZY J. R. Tweedy, 13 The Woodlands, Rothbury, Northumberland.

CORRECTION

G4MM J. M. Miller, 51 Toothill Road, Loughborough, Leics.

G6QC E. T. Pethers, 24 Brand Hill, Woodhouse Eaves, Loughborough, Leics.

The other man's station G8IL



This neat living-room outfit is owned and operated by J. R. Letts, G8IL, at 16 Canadian Avenue, Salisbury, Wilts. First licensed in 1936 in the London area, operation began from Salisbury on the post-war resumption of amateur activity.

The equipment shown is a 120-watt CW/Phone transmitter for the 7, 14, 21 and 28 mc bands, with provision for remote control and switching on three bands. The operating position is at a writing desk (not shown) to the left of the RME-69 receiver; under this is the 6F6-6L6 VFO unit, derived from a Meissner Signal Shifter—the forerunner of all VFO's. The calibration standard is a 100 kc crystal oscillator.

The main transmitter in the enclosed 4-ft. rack is entirely home-built. The bottom section carries the 600- and 12,200-volt power supplies; next comes the smoothing equipment, relays and associated rectifiers; in the third section are the 300-volt power unit, speech amplifier and modulator; the top shelf carries the RF unit.

For telephony operation, a D.104 crystal

microphone works into a 6J7-6SK7-6F6 speech amplifier, driving a pair of 807's in AB2 as modulator; in the interests of quality, 30 dB of negative feed-back is applied in the 6J7-6SK7 section, with a stabilised power supply for the 807 screens.

On the RF side, an 807 BA/FD drives a 35T as PA, the latter coupled through 200-ohm open-wire line to an aerial tuning panel at the operating position and close to the aerial lead-in point. Aerial-change-over is by relay in the feeder line.

One of the chief interests at G8IL is aeri-als; a 45-ft. mast with a 14-ft. rotary head is used for holding various horizontal or vertical arrays, with separate 33-ft. and 66-ft. wires permanently available for comparison purposes. Results achieved, with activity equally divided between CW and 'phone, reflect a well-designed and operated station; 152 countries in all Zones worked post-war on 28 mc phone; WAZ and DXCC certificates; and WAS on 28 mc. G8IL is now building for 144 mc working, so we look forward to hearing more from him in the near future.

THE MONTH WITH THE CLUBS

FROM REPORTS

The slight chaos caused by the Contest now seems to have subsided and Clubs are settling once more into their winter routine—although most of them are keeping an eye cocked towards the summer programme.

This month's date-line was on the tight side, so it is good to see that 28 Clubs have reported in time for it.

Next month we are glad to say that there is more time, and the deadline will be first post on March 15. Please address all reports to Club Secretary, *Short Wave Magazine*, 49 Victoria Street, London, S.W.1, and please also bear in mind that we are always glad to see photographs of meetings, club rooms, club stations, or outstanding examples of gear built by members.

And now for this month's reports:—

Reading Radio Society.—On January 8 Mr. F. Ruddle gave a talk on Broad Band Converters; on the 29th Capt. F. Benbough gave an instructive talk on Line Communications. The March programme comprises a talk on Pulse Transmission by Dr. Lemon on the 12th and the Annual General Meeting on the 26th.

Wirral Amateur Radio Society.—Recent meetings have included the final talk in the series on Radar, a Junk Sale and a visit to Speke Airport. The two March meetings are on the 9th and 23rd, both at the YMCA, Whetstone Lane, Birkenhead.

Malvern & District Radio Society.—This club recently held a film show of somewhat historical significance, as the "main feature" was the NFD Film of 1937. Members were a little shocked at the primitive appearance of the gear compared with to-day's standards. An interesting travel film about Sweden was also shown.

Gravesend Amateur Radio Society.—At the AGM Mr. E. J. Bonner (G8LZ) was elected President for 1949, and the secretary's and treasurer's reports were considered highly satisfactory. Every Wednesday there are lectures on Receiver Design and Elementary Principles, and a Morse session is also held each week. Prospective members will be

welcomed at the Club Room (30 Darnley Road) any Wednesday evening.

Wandsworth & District Radio Club.—Welcome to this newcomer to our ranks; the March meeting will be held on the 9th at Earlsfield Men's Institute, Waldron Road School, Garratt Lane, S.W.18. For further information please contact the Hon. Sec. (QTH in panel).

Solihull Amateur Radio Society.—At a recent meeting G6FK of Wolverhampton gave an interesting talk on Radar; the talk scheduled for a forthcoming meeting is on the subject of a 10-metre Rotary Beam. Meetings are held fortnightly at The Old Manor House, the Club Headquarters. For Secretary's QTH see panel.

Radio Society of Harrow.—Recent activities have included the AGM and a joint meeting with Edgware, at which the President, G4GB, demonstrated 2-metre gear. Prospective members are welcome at the Club Room, 206/208 Kenton Road, Harrow, every Tuesday evening from 7.30 to 10 p.m. Note address of new Hon. Sec.

West Middlesex Amateur Radio Club.—This club continues to flourish and is attracting enthusiasts in a variety of subjects. Recent meetings have been devoted to

a lecture on Valves by Mr. S. R. Claudot, and a discussion on Amplifiers by club members. A Junk Sale and a VHF Evening are also scheduled. Meetings are on the second and fourth Wednesdays, 7.30 at the Labour Hall, Uxbridge Road, Southall.

Brighton & District Radio Club.—The new club station, G3EVE, is now active on 1.7, 3.5 and 7 mc phone, and reports of reception will be welcomed. Meetings are held every Thursday at St. Mary's Hall, Bread Street, Brighton, 7.30 p.m. The second Thursday of the month is set aside for a visiting speaker; in February, Mr. D. H. Budd of the GPO E. in C.'s Department spoke on TVI and BCI.

Clifton Amateur Radio Society (London, S.E.)—Recent events have been the New Year Party, a discussion on Station Layout and Design, some lively debates and a Junk Sale. Membership is increasing, and new members will always be welcome at the New Cross Club Room, where meetings are held every Friday. Secretary's QTH in panel.

West Somerset Radio Society.—The AGM was held at the end of January as the conclusion to yet another very successful year's activity. Plans for 1949 include a Field Day in the Bridgwater/Taunton area, an expansion of the VHF and Television sides of the club's interests, and, it is hoped, an increased interest in quality reproduction.

South Manchester Radio Club.—A recent talk was on the interesting subject of The Straight Receiver, starting from the simplest and building up to the more elaborate types. Plans for the club transmitter are going ahead, the doubtful point at the moment being the erection of an aerial. Future talks will include the subjects of VHF, Practical Construction and Radio in Medicine. Morse classes are being re-

started and two groups will be active at all future meetings, which are fortnightly—alternate Fridays at 7.30.


Brentwood & District Amateur Radio Society.—Another newcomer to the fold; this club meets on the first Thursday of every month at 27 Mount Crescent, Brentwood which is serving as a temporary QTH. Prospective members should approach the Hon. Sec.—see panel for address.

Stourbridge & District Amateur Radio Society.—Some 30 members assembled at the last meeting to hear Mr. Pratt lecture on Measuring Instruments. The latest AVO equipment was on show and members inspected it closely. Morse transmissions have been arranged for non-licence holders, and the Borough has been approached on the subject of QSL cards for club members. Meetings take place on the first Tuesday and prospective members will be welcomed by the Secretary.

Association of Midland Radio Committees.—This is a committee formed of representatives of the Midland Amateur Radio societies with the object of fostering mutual help and friendship among the many societies in the area. The first Association function was a Top Band Contest held in January; this proved quite popular and entries are now being judged. It is hoped to hold a Hamfest and a Field Day during 1949. The Association Secretary is Mr. H. Porter, G2YM, 221 Park Lane, Fallings Park, Wolverhampton.

Warrington & District Radio Society.—At the AGM, in January, G3AAB was elected Chairman. In future Club meetings will be on alternate Thursdays, 7.30 at the Crown and Sceptre Hotel. A series of talks by members has been arranged. February meetings took the form of a talk on Audio Amplifiers and the first Annual Social.

Southend & District Radio Society.—At the February meetings Mr. I. Bailey gave a talk on Loud Speakers and Mr. J. E. Nickless (G2KT) on "Reminiscences." On March



The Thanet Amateur Radio Society's dinner, held on January 22, at Ramsgate. About 30 members were present.

4 there is a television lecture and on March 18 the Club transmitter will be on the air.

BTH Recreation Club (Rugby) Radio and Television Section.

—At a recent meeting a lecture on "How Radar Works" was given by Mr. T. H. Mackenzie, B.Sc. This was illustrated by lantern slides and an acoustic model, by which a PPI picture of the lecture room was simulated on the CRT screen. A film of an actual PPI (in a ship sailing from Belfast to Glasgow) was also shown.

Edgware & District Radio Society.—Members of the Harrow club were welcomed at a recent meeting, at which Mr. E. Everard demonstrated his 420 mc gear. The Club's Annual Dinner and outing was held in February; certificates and trophies for the competitive events of the year were presented by the president at this meeting.

Chester & District Amateur Radio Society.—The club continues its activities and meets at the United Services Club, Watergate Street. Next meeting after publication is on March 3. Note the new Secretary's QTH, in panel.

Thames Valley Amateur Radio Transmitters' Society.—The subject for the February meeting was Radio Control of Models, and Mr. F. A. Cummings gave a fine talk and demonstration. The March meeting will be devoted to VHF subjects. The TVARTS 2-metre net has now been started—Friday nights at 2230.

The club hope they are the first in the country to open up a 2-metre net, and are to be congratulated on their enterprise in doing so. Their Monday night Top Band net has been on the air for a year without a break.

Lincoln Short Wave Club.

—This club is hoping to become active again, but it is found difficult to attract members because of the lack of lecturers. If any other Club can help, or if anyone is willing to co-operate, will they please get into touch with the Hon. Sec., whose name and address appear in the panel?

Oxford & District Amateur Radio Society.—Recent activities have included an "Out of the Hat" Quiz, a Junk Sale and a talk by G8PX on Crystal Grinding. Plans are being made for the Hamfest to be held on March 27 at 2.30 p.m. Several old members who had left the district have now returned and are very welcome at the club. The series of talks, recently dropped, is now being picked up again, and members are looking forward to an interesting and instructive series.

Birmingham & District Short Wave Society.

—At the January meeting members were given a talk and demonstration on a home-made oscilloscope; the talk on February 28 was on Microphones and Speech Equipment; and March 28 is set aside for a VHF evening. From April 11 onwards, general meetings will be held on the second Monday of the month at the Colmore Hotel,

Church Street, Birmingham 1. On the third and fourth Mondays the club room at 220 Moseley Road, Birmingham 12, will be open.

Hawick Radio Society.—In February Mr. G. Percy (GM3OL) gave an interesting talk on 2-metre work, advocating crystal control for the transmitter and a 6AK5 converter for the receiving side. Work still proceeds on the club transmitter and GM3FHS should soon be on the air.

West Cornwall Radio Club.—We learn from this club's

journal, the *Radio Link*, that there is a possibility of the acquisition of separate Club Rooms for each Group—a scheme that might appeal to other clubs covering large territories, as West Cornwall does. There is a lot of VHF activity, including 2 metres, in that area.

Sutton & Cheam Radio Society.—Recent meetings included a lecture on UHF Valves, and the judging of the entries for the constructional competition. The Listeners' Section was won by Mr. L. G. White (Miniature Television

Receiver) and the Transmitters' by Mr. G. R. Pearson (Miniature Transmitter). The AGM is fixed for April 19. During February two visits were paid to the *Daily Telegraph* (Radio Picture Transmission).

Cannock Chase Radio Society.—This club meets every other Tuesday, 7.30 at the Unicorn Hotel, Cannock; members come from as far afield as Stafford. There is still room for expansion, and new members are invited to get in touch with the Secretary—QTH in panel.

NAMES AND ADDRESSES OF CLUB SECRETARIES :

BIRMINGHAM. N. Shirley, 14 Manor Road, Stechford, Birmingham 9.
BRENTWOOD. J. F. Moseley, G2CIW, 23 Tower Hill, Brentwood, Essex.
BRIGHTON. R. J. Donald, G3DJD, 2 Canfield Road, Brighton.
BTH. Hon. Sec., Radio and Television Section, c/o Gen. Sec., BTH Recreation Club Office, Rugby.
CANNOCK CHASE. W. Whittall, 94 Cannock Road, Pye Green, Hednesford, Staffs.
CHESTER. H. Morris, G3ATZ, 24 Kingsley Road, Boughton Heath, Chester.
CLIFTON (LONDON, S.E.). W. A. Martin, 21 Brixton Hill, S.W.2.
EDGWARE. R. H. Newland, G3VW, 3 Albany Court, Montrose Avenue, Edgware, Middlesex.
GRAVESEND. R. E. Appleton, 23 Laurel Avenue, Gravesend, Kent.
HARROW. S. C. J. Phillips, 131 Belmont Road, Harrow Weald, Middlesex.
HAWICK. W. McMahon, GM3CV, 10 Drumlannig Place, Hawick, Roxburghshire.
LINCOLN. G. C. Newby, G3EBH, 35 Chaucer Drive, St. Giles, Lincoln.
MALVERN. F. Wingfield, G2AO, Branksome, Worcester Road, Malvern.
OXFORD. R. H. Clifton, G3CGU, 86 Victoria Road, Summertown, Oxford.
READING. L. Watts, G6WO, 817 Oxford Road, Reading.
SOLIHULL. G. Haring, 121 Bradbury Road, Olton, Birmingham.
SOUTHEND. J. H. Barrance, M.B.E., G3BUJ, 49 Swanage Road, Southend-on-Sea.
SOUTH MANCHESTER. M. I. Wilks, 57 Longley Lane, Northenden, Manchester.
STOURBRIDGE. W. A. Higgins, G8GF, 35 John Street, Brierley Hill, Staffs.
SUTTON AND CHEAM. L. Seaton, 8 Croft Road, Sutton, Surrey.
THAMES VALLEY. A. Mears, G8SM, Broadfields, East Molesey, Surrey.
WANDSWORTH. A. R. Dyer, 28a Isis Street, Earlsfield, London, S.W.18.
WARRINGTON. W. R. Murray, G3CUB, 56 Crow Wood Lane, Widnes.
WEST CORNWALL. R. V. A. Allbright, G2JL, Greenacre, Lidden, Penzance.
WEST MIDDLESEX. C. Alabaster, 34 Lothian Avenue, Hayes, Middlesex.
WEST SOMERSET. T. C. Bryant, G3SB, 29 Lower Park, Minchad.
WIRRAL. R. A. Browning, 24 Norbury Avenue, Bebington, Cheshire.

For the Best Information on the Latest News, Read the Short Wave Magazine

"A 640 FOR 6/- PER WEEK"

EDDYSTONE 640. Cash Price, £27/10 or £5/15/- down and 6/- for 78 weeks. Send now for the forms.
DURAL TUBE. Square, $1\frac{1}{2}'' \times 1\frac{1}{2}''$, 1/- ft.; $1\frac{3}{4}'' \times 1\frac{3}{4}''$, 1/4; $2'' \times 2''$, 10d.; $1'' \times \frac{7}{8}''$, 7d. Round: $1''$, 5d. ft.; $\frac{3}{4}''$, 5d.; $\frac{3}{8}''$, 4d.; $\frac{3}{16}''$, 4d.; $\frac{1}{8}''$, 3d.; $\frac{3}{32}''$, $\frac{1}{16}''$, 3d. Lengths vary up to 14 ft., please state alternative lengths and sizes. Carriage extra.
FEEDER. Co-ax, 52 ohms. Ribbon, 300 ohms, 6d. yd. H.D. good quality.
INTERPHONE AMPLIFIERS. B C 212D, 2X6CS's in push pull, 14/6.
AIR COMPRESSORS. Tested 300 lbs., RPM, 1,200 CFM, .37, 25/-.

Agent for Eddystone, Denco, Raymart.

ROCK RADIO (G3LN)

1801 Pershore Road, Birmingham, 30

(Kin. 2797)

Everything Guaranteed

SLOUGH, BUCKS

We have an excellent selection of specialised components for short wave and television construction. Eddystone 640, £27/10/- cash. H.P. £5/15/- down, 6/- per week for 78 weeks. Write to-day for full details.

THE FOLLOWING PRICES MUST INTEREST YOU

Pye Plugs and Sockets complete, 1/-, .0005 mfd 2-Gang, 6/-; 3-Gang, 7/6.
P.M. Speakers. $3\frac{1}{2}''$, 11/9; $5''$, 15/-; $8''$, 18/-.
Vitreous Resistors, 20 ohm 20W, 6d. each.
Moving Coil Meters, 0-1 ma, 12/-.

C.W.O. Please add postage

FON RADIO CO. (G3XC)

7 Station Approach, Slough, SLOUGH 22526

PREMIER RADIO

MORRIS AND CO. (RADIO) LTD.,

All Post Orders To: JUBILEE WORKS, 167 LOWER CLAPTON RD.
LONDON, E.5. (Amherst 4723, 2763, 3111)

**NOW OPEN. LARGE NEW PREMISES AT
152 & 153 FLEET STREET (Central 2833)**

**NOW OPEN. NEW BRANCH AT
207 EDGWARE ROAD, W.2 (Ambassador 4033)**

1355 RECEIVERS
Used, 30/-, New, 45/-, Carriage and packing, 7/6. Units Type 24 or 25 for same, used, 12/6; or Type 26, new, 27/6.

RADIOGRAM CABINETS
For callers only, half price, to clear.

JOHNSON PETROL ELECTRIC GENERATORS. 32v 11A, D.C., £22.

COLLARO RECORD CHANGERS
Latest model, with high fidelity pick-up and repeat reject mechanism, £14/6/8.

METERS
Bakelite cased, moving coil, flush mounting, 2" diameter, 500 microamps, 7/6
5 M/A, 5/-; 50 M/A, 8/6; 150 M/A, 6/-.

H.T. ELIMINATOR AND TRICKLE CHARGER KIT
Consists of a complete kit of parts to construct an H.T. eliminator with an output of 120v at 20 ma, and provision for trickle charging a 2v accumulator. Two metal rectifiers are employed. With circuit, 35/-.

MOVING COIL EARPIECES
Comprise a 1 1/2" moving coil loudspeaker. Fitted with noise-excluding rubber caps. These make excellent makers, headphones or loudspeakers. They are excellent for deaf-aids. 2/- each. 18/- doz.

OSCILLOGRAPH POWER UNITS
Input 250v. Consists of kit of parts incorporating mains transformer, metal rectifier, voltage-doubling condensers. Type
408 Output 800v 25/-
409 Output 1,500v 30/-
25 Output 2,500v at 3 ma and 4v 2a
O.T. For use with 2 or 4v C.R.
Tubes 49/6
55 Output 5,500v at 3ma and 4v 2a
O.T. For use with 2 or 4v C.R.
Tubes 81/-

SPECIAL OFFER OF THE ARMY'S FINEST COMMUNICATION RECEIVER
Ex-Army reception sets, Type R.107. 9-valve receiver designed for CW and RT signals. Frequency range 17.5-7 mcs, 7.25-2.9 mcs, 3-1-2 mcs. Highly sensitive and selective. A.C. mains 100-250v or 12v accum. Mains consumption 31 watts. Circuit R.F. Amplifier. Oscillator frequency changer. Two I.F. stages (465 kcs). Second detector. A.V.C. A.F. Amplifier. Output stage and heterodyne oscillator (beat). Three types of valves used—RF39, EB03, 6X5. 12v non-sync. vibrator pack fitted. Monitor loudspeaker built in. Weight 9lb lbs. Length 24". Height 18". D 1 1/2" 17 1/2". Complete. Ready for use. Nothing else to buy. £16/10/-, carriage paid.

SECTIONAL WHIP AERIALS. Seven sections which plug into each other making an Aerial 14ft. long. A steel wire runs through the centre to stiffen. Thinnest section 1/4" in diameter, thickest section 3/8" in diameter each 3/6
Insulated Bases each 2/6

CRYSTAL DIODES
CV102 3/6

METAL RECTIFIERS
260v 30mA 2/6
260v 30mA 3/-
300v 75mA 4/-

FERRANTI
AF3C P.P. Driver Trans. 10/-
MINE DETECTOR PANELS, include three 1T4 valves, 12-1 Midget Trans., three ceramic valveholders, 18 condensers and resistors, etc. 20/- Without valves, 5/-.

WIRE WOUND RESISTORS. 50K 200 watt, 4/-, 20K 200 watt, 4/-, 2K + 12K 150 watt, 4/-, 75K 100 watt, 4/-, 350 ohm 75 watt, 2/-, All vitreous enamelled.

TELEVISION MAGNIFYING LENS. Suit any 5", 6", or 7" tube. Increase picture size considerably, 29/6.

UNIT TYPE A2562A. Brand new, contain two ceramic base 807, one 5U4G, one EF50, one EA50. A large quantity of condensers, chokes, resistors, etc. 30/-.

BATTERY CHARGE KITS. 6v 1A (tapped at 2v), 22/6. 12v 1A .. 27/6
These incorporate Metal Rectifiers and Transformers. For 200-250v. A.C. mains.

C.R. TUBES, YCR97, 8" diameter, green screen, 4v 1A. Heater, 2,500v max. H.T. Complete with socket, in maker's original cartons, 35/-.

ALUMINIUM CHASSIS
Substantially made of bright Aluminium with four sides. Price
7" x 3 1/2" x 2" 4/6
9 1/2" x 4 1/2" x 2" 5/6
10" x 8" x 2 1/2" 7/-
12" x 9" x 2 1/2" 7/9
14" x 9" x 2 1/2" 8/3
16" x 8" x 2 1/2" 8/6
20" x 8" x 2 1/2" 10/6
22" x 10" x 2 1/2" 13/6

CONRAD ELECTRIC GRAMPHONE MOTOR, 9" turntable, 200/250v A.C. 57/6
All above motors include purchase tax.

NEW 2-VALVE ALL WAVE KIT. 16 to 2,000 metres. Switched Coil Pack ready wired and tested. 2 Mazda HL23 Valves. Phones, H.T. and L.T. Batteries. Condensers, resistors, diagrams and steel case, all ready to assemble, £3/10/-, including P.T.

MIDGET SUPERHET RADIO KIT with Illuminated Glass Dial. All parts including Valves, M/O Speaker and Instructions. 4 valves plus Metal Rectifier. 16-50 metres and 200-257 metres. 200 to 250v A.C. or A.O./D.C. mains. State which is required. Size, 10" x 6" x 6". £5/5/-, including Purchase Tax.

MIDGET RADIO CABINETS in Brown Bakelite. Can be supplied for the above Midget Kit at 25/-, including P.T.

NEW TRF RECEIVERS
Complete and ready for use in Bakelite Cabinet, 12" x 6" x 6".
3 Valves plus metal rectifier, medium and long wavebands.
A.C. or A.O./D.C. for 200-250v mains.
Pre-War Price £7/19/6 including P.T.

ALL-WAVE SUPERHET KIT
A kit of parts to build a 4-valve (plus rectifier) receiver, covering 16-50 metres.

Medium- and long-wave bands. Valve line-up, 6K5, 6K8, 607, 637, two 25A6 in pushpull. Metal Rectifiers are incorporated for H.T. supply. Output impedance is for 3 and 15 ohms. The latest Wacrite Coil Pack incorporating Iron Dust Coils is used, making construction and alignment extremely simple. A pick-up position on the wave-change switch and pick-up terminals is provided. A complete kit including valves, but without speaker or cabinet. Chassis size, 14" x 6". Overall height, 9". Price, £10/16/6, including Purchase Tax. Wired and tested, £12/10/-.
Suitable loudspeakers are the GOODMANS 10" 6-watt P.M. at 47/6, or for superlative reproduction, the Goodmans 12" P.M. at £3/15/-.

THE FAMOUS R1155 RECEIVER
Frequency range, 18.5 mcs-7 kcs. in 5 wavebands. 10 Valves including magic eye, completely enclosed in black metal case, 16" x 9" x 9", £8/8/-, All tested and in perfect order.

R1155 POWER SUPPLY UNIT (incorporating output stage). A robust unit contained in a black enamelled case. 10" x 8" x 5", which matches the receiver. There are two models for 100-250v 50 cycles mains. Each supplies an output of 250v at 80 ma, which is ample for the R1155 with the output stage. With output stage, 70/- Power pack only, 50/-.

SPEAKERS FOR R1155
Special offer of loudspeakers for R1155 Receivers. A 10" Rola p.m. m/c speaker, mounted in a steel case to match the R1155, 45/-.

P.M. LOUDSPEAKERS
by famous makers, 5" W.B. or Truevox, 2-3 ohms, 10/-; 5" Celestion, 2-3 ohms, 12/6; 5" Rola, 2-3 ohms, 16/6; 3 1/2" Magnavox, 2-3 ohms, 17/6; 6" Rola, 2-3 ohms, 18/6; 8" Rola, 2-3 ohms, 17/-; 10" Rola, 2-3 ohms, 22/6; 12" Rola, G12, 15 ohms, 85/-, Output transformers if required for above 2/11 extra (ex opt G12).

Valves at Low Prices—6SN7, 6/6; 6SH7, 6/6; 2D2, 6/6; 1LH4, 5/-; 6H9, 5/-; 1T4, 6/-; 12SH7, 7/3; 12SL7, 7/6; 6B8G, 5/-; 6F7G, 7/6; 6K7, 7/6; VR95-964, 4/-; CV172, 5/-; CV73-11E3, 10/-; VU111-11907, 10/-; V570-7475, 7/6; VR57-EK32, 7/6; CV67, 10/-; W16-01, 2/6; VU39-MU14, 7/6; VR65-8P61, 3/6; VU133-V960, 10/-; 3B24, 10/-; NR88-RL18, 12/6; VR503-KT33C, 7/6; VR91-EF90, 5/-; VR92-EA90, 5/-; VR198-EF64, 7/6; VR90-A-807, 7/6; VR116-V875, 10/-; VR54-EP34, 3/6; VR95-EF36, 6/-; 9D2, 7/6; 8D2, 7/6; 16D2, 7/6; 4D1, 7/6; 11O6, 10/-; 1LN5, 8/6; 1LD5, 7/6; 3D6, 3/6; 9003, 6/6; 1L4, 6/6; 3A4, 6/6; 6X5, 7/6; 5R4G, 7/6.

SPECIAL OFFER OF ELECTROLYTIC CONDENSERS
16 + 16mf 500v working, cardboard 4/11
8 + 8mf 500v working, cardboard .. 4/11
32 + 32mf 350v working, all. cans. 5/11
32mf 350v working, all. cans. .. 2/6
10mf 250v working, all. cans. .. 2/6
16mf 450v working, cardboard .. 3/9
8mf 450v working, cardboard .. 3/-
4mf 500v working, cardboard .. 2/-
16 + 8 450v working, all. cans. .. 4/11

NEW DECEMBER CATALOGUE NOW READY

"SWORDS INTO PLOUGHSHARES"

The above quotation from the Bible is to-day literally being made true by thousands of enthusiasts who are converting war surplus Radar gear into a peacetime use—TELEVISION.

At a cost of only a few pounds it is possible to build a Television Receiver utilising ex Govt. Radar Units. FULL CONSTRUCTIONAL DETAILS containing 26 large pages of data, photographs, and wiring diagrams, can be purchased for only 7/6d, but if the undermentioned units are ordered the data is supplied gratis. Alternatively, the cost will be allowed if the units are purchased within 14 days.

UNIT 1 is a Vision Receiver IF Strip at 55/-.

UNIT 2 is a Radar Indicator containing CR tube, etc., at 75/-.

A combined HT & EHT mains transformer is specially made and costs 110/-, but if this is ordered with the above units the total cost is then ONLY £11/10/-, showing a saving of 10/-. Customers ordering by post are requested to add 12/6 carriage, plus 10/- deposit on a returnable packing case.

The receiver is of course designed for reception from the Alexandra Palace, but for use in the Birmingham Area when transmissions start, it will only be necessary to utilise coils having slightly less turns as the Birmingham station is of a higher frequency. Midland Constructors are advised to purchase now, even if they do not intend to build immediately. Supplies of the Radar Units at the moment are ample, but the demand is very great. Please bear with us if there is a few days' delay in delivery, as all orders are dealt with in strict rotation.

In addition to the above, optional items which are available are an Indoor Television Aerial at 15/-, and a Magnifying Lens at 29/6. (Postage on either 1/6.)

For those who would like to see a made up receiver in operation we are two mins. from High Holborn (Chancery Lane Station), and 5 mins. from Kings Cross (Buses 18b, 613, etc.). We are open from 9-6, Saturdays 9-1, but for the convenience of out of town customers goods ordered by post can be collected by special arrangement on Saturday afternoon.

C.W.O. Please.

S.A.E. FOR LISTS

U.E.I. CORP,

The Radio Corner, 138 Grays Inn Road, London, W.C.1
(Phone : TERminus 7397)



Introduce AN IMPROVED PATTERN TYPE P5 CRYSTAL UNIT

The type P5 Quartz Crystal Unit is now fitted with a low temperature co-efficient crystal, having a co-efficient of two cycles per Mc. per degree C temperature change. It is available in an extended range of frequencies, and each crystal is acid etched finished and artificially aged for permanence of performance and calibration.

When used in the Colpitts oscillator-multiplier circuit, with a 6AG7 valve at an anode voltage of 300v, sufficient output is available on the fundamental frequency, and 2nd, 3rd and 4th harmonics to drive any of the usual tetrode valves as a further frequency multiplier or power amplifier. Details of this circuit, and an official certificate of calibration are included with each crystal.

The P5 unit is available in the following ranges :—

- 1,750 to 2,000 kc/s, for use on the fundamental frequency (1,800-2,000 kc/s) and with frequency multipliers in the 3-5, 7, 14, 21 and 28 Mc/s bands.
- 3,500 to 3,800 kc/s, for use on the fundamental frequency (3,500-3,800 kc/s) and with frequency multipliers in the 7, 14, 21 and 28 Mc/s bands.
- 6,000 to 6,083 kc/s, for use with multipliers stages (x24) in the 144 Mc/s band.
- 6,740 to 6,820 kc/s, for use with multipliers in the 27 Mc/s model control band.
- 7,000 to 7,425 kc/s, for use on the fundamental frequency (7,000-7,150 kc/s) and with multiplier stages in the 14, 21 and 28 Mc/s bands.
- 8,000 to 8,111 kc/s, for use with multiplier stages (x18) in the 144 Mc/s band.
- 8,987 to 9,093 kc/s, for use with a tripler stage in the 27 Mc/s model control band.
- 12,000 to 12,166 kc/s, for use with a quadrupler stage in the 144 Mc/s band.
- 14,000 to 15,000 Kc/s, for use on the fundamental frequency (14,000-14,400), and with a doubler stage in the 28 Mc/s band.
- *12 and 14 Mc/s ranges, £2/-/-/. All other ranges, £1/17/6.
- †12 and 14 Mc/s ranges, £1/15/-/. All other ranges, £1/12/6.



PRICES

* Ground to your own specified frequency.

† Ground to a frequency from our own or your dealer's stock.

Telephone : MALDEN 0334.

Cables :

QUARTZCO, NEW MALDEN.

THE QUARTZ CRYSTAL CO., LTD.
63-71 KINGSTON ROAD, NEW MALDEN, SURREY

66YA

WESTERN GATEWAY HEADQUARTERS FOR RADIO EQUIPMENT AND COMPONENTS

G2BAR

Transformers.—R.C.A. plate transformers, 2,000v at 800 m/a, £6/10/-, R.C.A. modulation transformer, suitable for 805, 813, TZ40, etc., £4/10/-. The above two transformers offered together in original transit case. Brand new, £10/-, carriage paid in U.K. "Permador" modulation transformer. Primary, 6,600 ohms C.T. Secondary, 4,500-5,000-5,500 ohms, ceramic insulation, fully shrouded, will modulate 400 watts. £2/10/- each.

L.F. Chokes

Max. D.C.	Inductance	Resistance	Weight	Price
500 m/a	15-20 H.	80 ohms	20 lbs.	25/-
200 m/a	12 H.	100 ohms	15 lbs.	20/-
100 m/a	20 H.	350 ohms	4½ lbs.	10/6
100 m/a	10 H.	100 ohms	2½ lbs.	7/6

Also new R.C.A. swinging choke, 500 m/a 5-10 H. 40 ohms, weight 19 lbs., at 25/- each. Carriage extra on above.

Condensers, Oil Impregnated

Capacity	Working volts	Size	Price
4 plus 4 mfd.	3,000	9" x 7" x 5"	25/-
4 mfd.	2,000	5" x 5" x 2½"	15/-
4 mfd.	1,500	5" x 5" x 2½"	12/6
15 plus 15	7,000	5" x 3½" x 2½"	15/6
1 mfd.	4,000	5½" x 2½" x 2"	5/6
1 mfd.	3,000	5½" x 2½" x 2"	5/6

Carriage extra.

Complete range of paper and electrolytic condensers from "Sprague" .001 to "Dubilier" 16 plus 8 mfd. "drillitics."

25 Watt Amplifier in handsome black crackle steel cabinet. Size 25" x 15" x 10½". Valve line up: 6SN7 (double triode) in cascade as pre-amplifier for "mike" and "gram" with separate inputs. (Moving coil "mike" transformer fitted.) 6N7 phase-splitter into 2-6L6's in class AB1. Rectifier 5U4G. Complete and ready for use. Suitable for dance bands, factories, youth centres, and school classrooms, etc. Excellent value, £12/10/-, plus 10/- carriage.

Exciter Units. Crystal oscillator and M.O. with three tuned circuits, as used in the BC610. Ranges 1.0-1.5 mcs., 6/6, and 1.5-2.0 mcs., 8/6, less crystal. Postage 1/3.

Tank Coils. BC610 top-band, 5-pin, plug-in, swinging link, made by Barker & Williamson, 7/6 each, 1/- postage.

H.T. Unit. Regulated, 140-120v up to 60 m/a. Input 200/250v. Ideal for bias supply or battery receiver, 35/- each (2/6 postage).

Oscilloscope Tubes. VCR 138A selected tubes for this work, complete with base, 30/ each, 1/6 postage. **Resistors.** All values, 1/8th and ¼ watt, 3d. each, 2/6 per dozen; ½ watt, 6d. each, 5/- per dozen; 1 watt, 9d. each, 8/- per dozen.

"Eddystone" "640" Communications receivers, ex-stock, £27/10/-. Personal terms available, please write for literature.

Agents for "Eddystone," "Denco," "Labgear," and "Raymart."

We guarantee satisfaction with all our equipment. Write to us for all your requirements.

ARTHUR H. RADFORD

28 Bedminster Parade, Bristol, 3

A.M.I.E.E.

G6YA

A.M.Brit.I.R.E.

Phone : 64314 Open Saturdays : 9-5.30 p.m.

PRATTS RADIO

1070 HARROW ROAD, LONDON, N.W.10

(Nr. Scrubbs Lane) Tel. : LAD 1734

BARGAINS IN NEW BRANDED GOODS

TRANSFORMERS. Porthminster, shrouded, 3.0-0.350, 6v, 5v, 80 ma, 23/9. 100 ma (also 4v, 4v), 26/6. 280-0.230, 6v, 5v 100 ma, 26/6. 2x 350v, 6v, 5v 120 ma, 35/- (unshrouded). Varley, 425-0.425v, 180 ma, 4v, 5v, 6v, 55/-, Similar 500-0.500v, 200 ma, 72/-, Filament in 240v out 6.3v 2 amps, 7/-. Speaker transformers stand. pen. 5/-, Midget Pow/Pen, 4/6. Porthminster 5 watt 6 ratio, 7/6. 10 ratio 30 watt, 23/9.

CONDENSERS. Plessey Midget. 25mfd 25v 1/-, 50mfd 30v, 1/10, 4mfd 350v, 1/6, 8x 450v, 2/3, 8x 8x 450v, 3/6, 8x 16x 450v, 4/-, 16x 16x 350v 4/6, 32x 350v, 1/11. B.I. (Cardb'd 500/550v) 8x 8, 4/9, 8, 3/3, 8x 16, 5/9. T.M.C. (Tub. Met.) 8x 8, 3/11, 8, 2/6, 8x 16, 4/6 (all 450v). Paper met. tub. 1mfd 6000v, 11/3, .01 1000v, 6d., .25 or .5mfd 600v, 9d. Tub. cardb'd .0001 to .0005, 6d., .001 to .006, 8d., .03, .05, 1mfd, 6d.

R.F. COMPONENTS, etc. 2 gang .0005v/con. 5/3, 3 gang .0005, 6/11 (both small). Solid dielectric .0003 or 5mfd, 3/-. I.F. transformers 465 kcs. Philco 7/6 pair, Atkins 9/6 pair, Wearite Standard 10/-, or Midget M400 10/6 each. Coils, Wearite "P" all types, 3/- each. "Q" coil packs, 39/2 Inc. tax. M. and L.V. with reaction 6/9 pair. Dual range coil with reaction 4/6.

SPEAKERS. P.M. L/tr. Elac 3½" 17/6, Truvox 5" 10/-, Goodmans 5" 14/9, 8" 14/9, 10" 28/6, 12" 130/-, P.M. W/tr. Rola 6½" 16/6, 8" 21/9. Plessey 5" 12/3. Celestion 12" (3 ohm) 75/-.

AMPLIFIERS. Colloge general purpose amplifiers. Model AC 10E 10 watt AC, 4 valve, feedback, £8/18/6. Model AC 15E AC 15 watt, 6 valve P.P. output, feedback over 2 stages, £13/19/6. Model U10E DC/AC 10 watts, 6 valve P.P. output with feedback over 2 stages, £11/11/-, All above have microphone stage and separate mike and gram inputs, 2 faders and tone control. All match 3, 8 and 15 ohm speakers. Complete with case and chrome handles. Model ACAC, AC or Model U4C DC/AC, 3 valve record/radio amplifiers, complete with 3 ohm O/transformer, £5/9/6.

MISCELLANEOUS. Erie, carbon V. controls, L/Sw, 3/-, W/Sw, 5/-. Chokes, 60 ma 20 hy, 6/3, 90 ma 200 ohm, 9/6, 150 ma 180 ohm, 14/3. Varley 5 hy 50 ohm 250 ma, 18/6. Linecord .3a 60 ohm ft. 2 way, 7d, or 3 way, 8d, ft. Presets, 50 pf 10d, 100 pf, 1/3, 250 pf, 2/-, 500 pf, 2/3. Octal bases: Paxolin, 5d, Plastic, 6d, Amphenol 9d. each.

VALVES. Practically any standard valve available ex-stock. Stamp for list or enquiry. C.W.O. or C.O.D. post paid over £1.

NEW UNUSED GOODS ONLY

BARNES RAD.-ELEC. CO.

12 Pipers Row, Wolverhampton

Set of Amphenol Sockets (new), as used on dozens of service types. R1116, R1355, 6A, etc., includes 2-pin, 4-pin, 6-pin, 4/6 (everyone needs them); 20 Hy 60 m/a chokes, 5/-; morse keys, 2/-; 4 mfd 350v block condensers, 2/6; mains interference suppressors, 3/6; a few tested R1116 8v battery sets left, 15-2,500M, £11, delivered; special leaflet, 3d.; S.130 stabiliser valves, 5/6; R1355 "Television" sets, with 10 valves, bargain at 35/- (worth £10). Calling all "Inexpensive Telesivor" constructors! We have the filament transformer to feed the 20 valves (2) R1355 and convertors at 6.3v 14 amps, specially made, 27/6 (post 1/-). Set of 3 short wave coils, 170-19m, 4/-.

EDDYSTONE

'640' £27 10s. 9d.

H.P. Terms available.

Orders now being booked in strict rotation

Full range of components.

All C.O.D. orders promptly executed.

Send for Catalogue, 1/- post free.

SPECIAL OFFER

P.M. Speakers

Goodman's, Truvox, Rola (as available).

5 inch 13/-; 6 inch 14/-; 8 inch 16/- including packing and postage.

B.T.S.

THE Radio firm of the South.

63 London Road, Brighton, 1, Sussex.

Phone: Brighton 1555

British and Best Bargains

MOTORS. Small A.C./D.C. 230v sewing machine motors, $1/2$ H.P., totally enclosed 5,000 r.p.m., square construction, £4/10/-, foot control 55/-, 50v A.C. series motor, $1/12$ H.P., with double-ended shaft and governor fitted one end, 50/-, Small D.C. motors for rewind, $1/12$ H.P., 1,500/2,000 r.p.m., 12/6, post 1/6.

TRANSFORMERS. For rewind, 500 watts, with laminations and wire, 25/-.

RESISTANCES. Variable slider, 6 ohms 6 amps, 17/6; 3 ohms 10 amps, 15/-; 1.2 ohms 15 amps, 10/-.

DIMMERS. Panel dimmers totally enclosed for valves, small light controls or safety switches on test circuits, 100 ohms $\frac{1}{2}$ amp, or 50 ohms $\frac{1}{2}$ amp, 2/6 each.

MOVING COIL HEADPHONES. 45 ohms $\frac{1}{2}$ " coil with moving coil hand mike in bakelite case and switch in handle, 10/- the set. Self-energised magnetic mikes in solid rubber case, $1\frac{1}{2}$ " dia., 5/-.

VIBRATOR CONTACTS. Two, mounted on bakelite panel, thin H.F. reed, fine thread adjustment, 2 milled locking-nuts; Govt. type, 1/6, postage 3d. extra.

INVISIBLE RAY CONTROL. Raycraft kit with selenium bridge, in bakelite case, 10,000 ohm relay megostat resistor, valve holder, etc., with instruction booklet, 45/-.


PARCELS. 10 lb. useful oddments for the junk box. All clean, dismantled from Government and other surplus apparatus, 7/6 post free. (Not for Overseas buyers.)

Please include postage for mail orders.

ELECTRADIX RADIOS

214 Queenstown Road, London, S.W.8

Telephone: MACaulay 2159.

**G 6 Q A**82 MOLYNEUX STREET,
ROCHDALE, LANCs

PERSONAL SERVICE BY POST

**WHAT A PERFECT
COMBINATION****FIRST THE TOWER!
THEN THE BEAM!**

- Built—yes, built to withstand the severest gale.
- 10λ-3 El. (folded dipole radiator) matched to Co-Ax Line.
- Put it up—and forget it.
- Immediate delivery.
(20λ/10λ dual array going into production).

Write NOW for illustrated Brochure

EXPORT ENQUIRIES INVITED

(F.O.B. or C.I.F.)



The type JCF/200 unit illustrated above is representative of the wide range of vacuum type units available for low and medium frequencies.

FOR FREQUENCY SUB-STANDARDS

Type JCF/200, 100 KC/S

Available from stock adjusted to $\pm 0.01\%$. Higher accuracies supplied to special order.

FEATURES

- Low temperature co-efficient — less than 2 in 10° per $^\circ\text{C}$.
- Patented nodal suspension.
- Mounted in vacuum; performance independent of climatic conditions.
- Exceptionally high Q value.
- High stability.
- Small size, $3 \times \frac{1}{2} \times \frac{1}{8}$ overall excluding pins.
- Fits standard miniature deaf aid valve socket.

Price £2-15-0

SALFORD ELECTRICAL INSTRUMENTS LTD.

PEEL WORKS, SALFORD 3, LANCS.

Telephone BLAckfriars 6688 (6 lines)

Telegrams and Cables SPARKLESS Manchester

Proprietors: THE GENERAL ELECTRIC Co., Ltd., of England

ELEKTRON

Peterborough

The RIGHT goods at the RIGHT prices

Press Button switch boxes, five-way with 12v indicator lamps. 5/-, post free.

Mains Suppressors 4 chokes and 4 condensers in separate screened compartments in heavy screened box suitable for attaching to motors, radios, refrigerators, etc., etc., 12/6. Postage 1/-.

Venner Contactor Time Clocks. Ten hours at one winding, thermostat control, suppressor box two impulses per second, brand new in beautiful padded paxolin soundproof cases. 15/- each, postage 1/4.

300 ohm changeover relays, boxed, new, 3/- ea. Moving Coil Headphones, brand new, in maker's cartons, 4/6 each, post 1/-.

Carbon Pile Voltage Regulators (80v), containing fullwave bridge rectifier, 90v at 30 ma, variable resistor and midget potentiometer—(ideal for bias packs, etc.), 5/- each, post free.

Bakelite Fuse Carriers, four way, enclosed, with space in lid for spares, 2/6, post free.

Bendix Receivers BC454 (3-6 Mcs). Brand new with six valves: 3 12SK7, 12SR7, 12A6, and 12K8. Each in maker's packing, 35/-, postage 1/6.

VCR97 tubes. Brand new in maker's packing, 37/6 each, postage 5/-.

Bases for VCR97s, 2/9 each.

S.A.E. for any enquiry.

ELEKTRON SERVICES, LTD.,

Radio Manufacturers and Engineers,

56/138 St. Pauls Road, Peterborough, and Boroughbury, Lincoln Road, Peterborough.

Staff calls, G3BHD, G2CBC. Telephone: Peterborough 4260. Agents for Eddystone, Denca, Raymart, Q-Max, Philco, Cossor, etc., etc.

GOOD INVESTMENTS

The simplest way of obtaining reasonable power at the lowest cost, together with reliability and efficiency, is to invest in a RADIOCRAFT TYPE 44 or 44P TRANSMITTER.

The Type 44 gives four-band coverage from a single crystal and uses an 807 as PA on all bands. With a 350v supply inputs of 25 watts are easily obtained.

For full details write for List M/9.

Type 44 Transmitter £7

Type 44P (incorporates power supply) £13/2/6

EDDYSTONE 640 RECEIVER

This popular receiver can now be obtained on easy payment terms. We are Eddystone agents and will be pleased to let you have all details. We can send you the necessary H.P. Forms by return of post.

We can now supply the new and improved 300 ohm Ribbon Feeder (can be used in wet weather without loss). Price 10d. per yard.

Also available—Steel Chassis as used for Type 44 TX, black crackle finish, welded corners. Price 9/- ea., plus postage. Size $11 \times 6 \frac{1}{2} \times 2 \frac{1}{2}$.

Please note that owing to expiry of our lease we shall be changing our address, details of which will be given in our next advertisement.

Radiocraft Ltd

11 Church Road, Upper Norwood, S.E.19

Livingstone 4787.

THE RADIO & ELECTRICAL MART (G3BSW) of 253-B PORTOBELLO ROAD, LONDON, W.11

Phone : Park 6026

Take pleasure in offering the following :—

R.A.F. Type 22 Transmitter-Receiver. 2-8 mcs. Crystal controlled. The superb 12-valve set complete with 12-v vibrator power pack, mike and m/c headphone set, comes to you tested and ready for use in green canvas holdall carrying case as new for bargain price of £15. Add 10/- for wood crate (returnable)

U.S. Signal Corps 15-watt Amplifiers. Complete in handsome green finished duralumin cases. Complete except for power pack. Contains tapped input and output transformers, etc. Two 1619 tubes (better than 6L6's). Price 50/-, T17 Carbon Microphone, as used with these sets, 10/- each extra.

12-v Vibrator Unit with push-pull audio amplifier, complete for 30/-. A bargain.

Type BC347 U.S. Signals Mike Amplifiers. Small and compact. Case measures 5½"×2½"×4". Price 10/-.

Test Set Type 46. We still have a few of these excellent battery-operated frequency meters covering 2 to 23.5 mcs. Made by Marconi Instruments. Can be adapted to all wave by inclusion of LW and MW Coils. Circuit supplied, 40/- each. Aluminium Rod Aerials for use with same, 3/6 extra.

Type TG10-F. This beautifully made 25-watt Amplifier in black crackle finished cabinet, 21"×14"×11", also contains a variable-speed motor, photo-electric cell, and exciter lamp.

We thank all who have written for our lists—these will be sent out shortly. They contain hundreds of items in short supply. Remember, money-back guarantee.

Ideal for conversion to sound unit of cine projector or for dance hall amplifier. New. £15. Add 10/- for crate (returnable).

2-Metre Oscillator or Signal Generator. We still have a few left of this most useful and interesting piece of equipment. Uses a CV1197 valve, requires only L.T. 6.3v and H.T. 120v supply to work. Complete with circuit, 16/6.

Khaki Canvas Parachute Cases. New. Ideal for school satchels, tool holdalls, shopping bags, brief cases, etc. Price 2/- each.

T R 1196 These 6-v Superhets are the best buy of the day. Just fit a 2-gang variable condenser and all-wave coil pack. Requires only five connections to frequency changer valve and set is ready for use. Price 27/6 with circuit.

Mains Power Supply Unit. This neat and handy unit in black enamelled case, 9"×6"×6", contains heavy-duty transformer, rectifier valve, smoothing choke, condensers, panel light switch and fuses. Input 200/260v AC. Output 6.3v at 3.5 amps. H.T. 350v at 80 mA. Larger output available by changing rectifier valve. Price £3/5/-. **250-watt Double-Wound Transformers.** 230v/110v. Made by G.E.C. With steel shroud. New. £2/7/6 each.

RI132A. This grand 10-valve superhet, covering from 100 to 126 mcs, is easily adapted to 144 mcs band by simply moving connections on tuning coils. Large slow-motion dials, S meter, etc. Case measures 20"×12"×12". Price £5/10/-.

FREQUENCY CONTROL

IN ANY OF THESE RANGES

which may be multiplied for VHF

KCS.

1750-2000 ; 3500-3800 ; 6000-6083 ;

6150-6192 ; 7000-7425 ; 8000-8111 ;

8207-8526 ; 9333-9900 ; 10500-10725,

for 32/6 (or 40/- if freq. is specified)

ALSO

12 mcs and 14 mcs UNITS

Operating on fundamental mode, to nearest 10 kcs. From stock at 35/-

direct from

BROOKES CRYSTALS LTD.

10 STOCKWELL STREET,
GREENWICH, LONDON, S.E.10

GRE 1828

Southern Radio's Wireless Bargains

RECEIVERS R-28/ARC-5. 10-Valve V.H.F.S./Het 100-156 kcs. Valves : 717(4), 12SH7GT (3), 12SL7GT (2), 12A6GT (1), and 1/60th H.P. tuning motor. 24v input. With circuit in makers' cases. 80/-, carriage 2/6.

RECEIVERS BC 454 (3-6 megs) and BC 455 (6-9.1 megs). 6 Valves : 12SK7 (3), 12SR7 (1), 12A6 (1), and 12KB (1). Ideal for car radios or conversion to A.C./D.C. Either set new, 35/-, post 1/6.

DRIVE ADAPTOR and KNOB FOR BC 453/4/5. Fits existing shaft and gives slow motion control. 2/6, post 3d.

CONTROL BOXES FOR BC 453/4/5RECEIVERS. Comprising three slow motion controls, three 50,000 ohms, vol. controls and six rotary switches. Brand new in makers' cartons. 12/6, post 1/-.

FIFTEEN FOOT COPPER AERIALS in 7 interlocking sections. 4/6, post 6d.

RECEIVERS TYPE 76, 150-505 kcs in two bands, VR92, VR57 and ARTH2 valves. Flexible geared drive. 26v operation. 30/-, post 1/6.

THROAT MICROPHONES. Low impedance with 3 ft. lead and plug. 3/6, post 4d.

INVERTOR UNITS TYPE P.U.16 AP. 28v input 115v at 400 c.p.s. output. Black crackle finish, in manufacturers' sealed boxes. £3/10/-. Carriage 7/6.

INDICATOR UNITS BC 929 A. Valves : 2X2 (1), 6X5GT (1), 6H6 (2), 6G6 (1), and 6SN7 (2). 2½, 3BP1 tube and switching motor. In black crackle case, 44/-, carriage 5/-.

SOUTHERN RADIO SUPPLY LIMITED,
46 Lisle Street, London, W.C.2. GERrard 6653.

MORE S-POINTS PER WATT
with a G.S.V. Beam

Constructed throughout in the new non-corrod-ible Manganese-Aluminium castings and tubing developed by G.E.C., we can supply any type of beam to your own specification.

STANDARD BEAMS (10 days delivery)

- BT328 28 Mc 3-element T-match £3/15/6
- BD328 28 Mc 3-element Delta-match £3/7/6
- BFD328 28 Mc 3-element Folded Dipole £3/10/-
- BD214 14 Mc 2-element 8JK Delta-match £8/17/6
- BFD444 145 Mc 4-element folded dipole £2/15/-
- BFD344 145 Mc 3-element folded dipole £2/5/-

All above complete with booms and provision for 1" diameter drive-rod.

- BGP544 145 Mc Ground-plane vertical £2/-/-
- TVGL Television Ground-plane £1/9/-
- TVRL Television Folded dipole and reflector 70/-
- TVTL Television 3-element folded dipole £4/7/6

ROTARY BEAM INDICATORS, black-crackle finish, 8" glass-covered dial graduated 0-360 deg. Great Circle map of the world centred Great Britain, 4 1/2" pointer, with Master Control Unit 6" x 3", 50v AC working (use normal transformer Primary as Auto-Transformer) £4/10/-


BLACK CRACKLE PANELS 18 gauge, steel, standard fixing, 19" x 8 3/4" 5/-; 19" x 10 1/2" 5/3.

CALL-SIGN PLATES, 6 1/2" x 2", die-cast in white bronze; raised polished letters on black ground. 6/6.


G.S.V. CO.,

142 WESTMOUNT ROAD, LONDON, S.E.9
ELT. 6050

BARGAIN PARCELS!
OF BRAND NEW SUNDRIES!



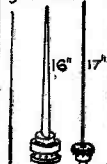
R F CHOKES. Assorted UHF, section wound & filament types.



ROTARY SWITCHES 4 each switch wipers 3p/w 2p/w, 1p/w; 3 spare 6 inch locators, nuts & bolts etc.

12 for Post 6/- **5/-**

Aerials for VHF



16" 17"

3ft One each 8' whip (2-sect) 16" blade type & 17" rod type.

3 for Post 4/- **5/-**

BI Electrolytics
BRAND NEW
All 500v working
Card carton type

4mfd	3/2
5mfd	3/6
10mfd	4/7
5+8	6/9
8+16	6/9
16+16	6/11

Vertical Metal Cans
5mfd 4/4 10mfd 5/4
32 3/4 5+8 6/9
16+16 6/6
Post 3d each
12 assorted Post Free


10000 n.v.
2 1/2" Flush Motors 0-100 microamps. In original boxes, sealed 0-1500 2/- post free
Limited number re-sealed 0-100pa & checked against BSL standard 25/- post free.

10000 n.v.
PHONE 58972

J. H. RADIACRAFT Ltd.
69-71 CHURCH GATE LEICESTER P.
G3C65-638Y1-G2RL1

All for Post 6/- **5/-**

BA Bolts 5-NUTS
144 Assorted **5/-** Post 6d



LAWRENCE'S RADIO BARGAINS

Searchlight Radar Receivers (S.L.C.) Brand new. Nineeen valves. EF54, SP61, Pen46, etc: Freq. 200 mcs, IF 11 mcs. Broadband. Splendid cabinet. A superb job for highgain TV or VHF band conversion. 60/- complete. Power Units Type 22. Dyno input 12v. output 6v and 200v HT. Fully filtered. Cabinet 9" x 6" x 4 1/2". 11/-.

Receivers BC348, in sealed maker's cartons with handbook, £19.

BC453 Dynamotors, genuine plug-on type 14 or 28v in, 250v output, 12/6.

New U.H.F. Receivers, Type AN/CRW2. 16SG7, 16J5, 2 6SL7, 2 6SN7. Plug-in octal coils, 60 mcs. Power unit 28v, 23/-.

BC453 and BC455 medium wave conversion coils, with instructions, stipulate type, 10/6.

Brand New P.M. Speakers. Plessey 5" high-flux, 12/9. R & A 8", transformer 16/3.

Brand New Receivers, r28/ARC5. Ten American valves, 100-150 mcs. Ideal for conversion to 144 mcs band, 39/6.

New Table Microphones, P.O. type, carbon, enamelled stand. Cable and jackplug, 10/-.

Brand New Bendix Receivers BC433. Fifteen valves. 200-1750 kcs. Complete with control panel, flexible cable, and manual, £6/17/6.

Aerial Tuning Units, Type 126. Rotatable Inductance. R.F. Ammeter. 2.5-13 mcs, 7/-.

New American S.W. Receivers BC454, six valves. 3-6 mcs. With circuit, 35/-.

New Can Electrolytics. 32-350v, 2/9. 8 16-450v, 6/9. 16 16-450v, 6/9.

Brand New RF26 Converter Units, for Birmingham TV. Complete 32/6.

New Headphones DLR No. 1. With jack plug, complete, 5/-.

Electro-Magnetic Counters, 12-24v. Read 1-25. With switch, 3/6.

Dynamotors Type PE86. 28v in, 250v out. Contain two 10 mfd HT Electrolytics, 10/-.

New Mopa Tuning Units CAY47155. 1-5-3 mcs, precision dials, instrument case, ceramic switches, 17/6.

New Receivers Type 76. 150-505 kcs, 3 6v valves. In fitted case with circuit, 30/-.

Receivers Type R1125. Two valves, freq. 30 mcs., with circuit diagram, 8/-.

New Star Identification Instruments (American). In leather case, with instructions, 3/-.

American Aerial Tuning Units BC306A. Variometer type. Ceramic switch. S.M. Dial, 11/-.

New Time Contactors Type I. Precision clock movement. In soundproof case, 9/-.

New Valves. 715B, 37/6; 811, 20/-; At 10/- 5Z4 metal, 6L6, Pen46. At 7/6, 3Q5, 5U4G, 6AG5, 6AJ5, 6B4, 6B8, 6F6, 6J7, 6G6, 6SQ7, 7C5, 7F7, 7Y4, 9D6, 12K8, VR150, 807, 865, 9001, EF36, EF54. At 6/6, 2X2, 5V4, 6K7G, 16Z5, EF50, MU14. At 5/-, 6AC7, 6K6, 6SA7, 6SG7, 6SL7, 6SN7, 6SR7, 7V7, 12A6, 12SK7, 12SR7, SP61, V960, 95R. At 4/6, 6SH7, 8D2, 12C8, 12J5. At 2/9, 6H6, 7193, EA50, SP41. All guaranteed. Two or more valves post free, otherwise add 6d.

Terms C.W.O. Prices include carriage. No lists.

LAWRENCE'S, 61 Byrom Street, Liverpool, 3. CENTRAL 4430

COILS and PACKS for WEST COUNTRY CONSTRUCTORS

ATKINS. Fully trimmed and padded.
OS.1.—Mixer Input, L.M. & S. Bands ... £2/9/4
OS.2.—Mixer Input, M. & 2S. Bands ... £2/9/4
HF.1.—H.F. Stage, L.M. & S. Bands ... £4/0/1
HF.2.—H.F. Stage, M. & 2S. Bands ... £4/0/1
CCP/1—A Six-Band Communications
Pack covering 5 metres to 2,000... .. £8/11/10
DENCO.—High efficiency tuning turrets having
polystyrene coil formers and complete with tuning
condensers, knobs and dials.
CT.6.—Mixer Input, 5B, 10-2,000m. ... £6/0/9
CT.7.—As above with H.F. Stage ... £8/13/-
Drilled sub-chassis for CT6 and CT7 ... 12/6
CT.4.—The improved DENCO 6-Band
communication turret covering 8-5-
1,700 metres, with band spreading on 5
amateur bands £12/14/11
CT.4C.—As above with completely wired
sub-chassis £15/16/10
CT.4/SW.—As CT.4 with the broadcast
bands omitted £9/6/-
WEARITE. With dust-cored coils.
605B—Mixer input, L.M. & S. £2/11/4

G. N. PILL & PARTNERS
49 COBOURG ST., PLYMOUTH

Tel. : 2239

INEXPENSIVE TELEVISION

The Following Specified Items Available
from Stock

“Television For The Home Constructor,”
1/6.

R1355 Receiver, Complete with Valves.
Brand New in Original Crates.
59/6 carr. paid.

RF25 Unit. Complete Ready for Use in
R1355 Receiver. Brand New in Original
Sealed Cartons.
19/6 post 1/-.

These units are far superior to the used
patterns on offer at lower prices, but being
brand new and unused can be relied on to
operate.

OUR GUARANTEE :
MONEY REFUNDED IF NOT
SATISFIED ON RETURN OF
GOODS WITHIN 7 DAYS.

H.P. RADIO SERVICES LTD.

Britain's Leading Radio Mail Order House,
55, County Road, Walton, Liverpool 4.
Estab. 1935. Tel. : Aintree 1445.
Staff Call Signs : G3DGL, G3DLV.

SAMSONS SURPLUS STORES

UNI-SELECTOR LINE SWITCHES.

6-Way 35/- each.
7-Way 37/6 each.
8-Way 42/6 each.

Postage 1/- per switch.

TELEVISION E.H.T. TRANSFORMERS.
2,200v and 4v, 4a Brand new 35/- each, post 2/-.

AUTO-TRANSFORMERS.

200v-250v. 110v 100 watts, 25/-.
200v-250v. 110v 300 watts, 29/6.
200v-250v. 110v 500 watts, 52/6.
All Brand new. Carriage extra.

MAINS TRANSFORMERS.

500-0-500v 200 mA and 500-0-500v 200 mA. Primary
10-250v, 52/6 carriage, 3/6.
500-0-500v 250 mA, 300v 10 mA, 21v 1a, 6-5v 3-5a,
4v 3-5a. Primary 200-250v, 45/-, post 3/6.

HEAVY-DUTY TRANSFORMERS. 12v 70a
Input 200/250v. £4/10/-, carriage 4/-.

A.M. TANNOY LOUD HAILERS.

7¼" dia. in wooden case with carrying handle. As
new 22/6, carriage 3/-.

CO-AXIAL CABLE. 30 ft. length of cable
80 ohm. A Pye male connector each end. Brand
new. 8/6 each

PARCEL OF VALVES. Brand new ex-
Government valves. 1 VR56, 1 VR65, 1 VR54,
3 VR135, 1 615G. Price £1.

A.M. RECEIVERS TYPE 1355. Complete with
8 VR65, 1 5U4G, 1 VU120. Ideal for vision
construction, 30/- Post 3/6.

CATHODE RAY UNIT 162C. Complete with
2 CR tubes. VCR517 and VCR139, 3 VR65's,
1 V652, 4 Diodes, Resistors, Condensers, etc.
Suitable for vision construction. Brand new in
maker's packing case. £3/17/6, carriage 3/6.

169/171 EDGWARE ROAD, LONDON, W.2
Tel : PAD 7851

125 TOTTENHAM CT. RD., LONDON, W.1
Tel : EUS 4982

All orders and correspondence to our Edgware Road branch, please.

COULPHONE RADIO PRODUCTS

MAINS TRANSFORMERS



PRICE 15/6 (plus 1/- post and packing)

Why buy surplus transformers when you can have a brand new, fully guaranteed job at the right price? Standard size. Drop-through type with top shroud. Interleaved and impregnated windings. Screened primaries, tapped 200, 230, 250v.

(a) 250-0-250v 60mA, 6·3v 3A, 5v 2A ... 15/6
 (b) 250-0-250v 60mA, 4v 4A, 4v 2A ... 15/6

Following types have universal L.T. windings enabling 4, 5 or 6-3v valves to be used:

(c) 250-0-250v 80 mA, 0-4-6·3v 4A, 0-4-5v 2A 18/-
 (d) 300-0-300v 80mA, L.T.'s as (c)... 18/-
 (e) 350-0-350v 80mA, L.T.'s as (c)... 18/-
 (f) 250-0-250v 100 mA, L.T.'s as (c) ... 21/-
 (g) 300-0-300v 100mA, L.T.'s as (c) ... 21/-
 (h) 350-0-350v 100mA, L.T.'s as (c) ... 21/-

SELECTED

EX-GOVT. RADIO SURPLUS

In response to many requests from clients in all parts of the U.K. I have decided to stock *carefully selected* ex-Government Radio Surplus.

NO JUNK—only equipment in sound condition being considered. I welcome your comparison of prices—but remember that there is no carriage or packing charges and no boxes to return.—
 Cliff Coulborn, G3AJM

BRAND NEW

Rothermel Torpedo Crystal Mikes. Make a D104 sound like a carbon. Makers' current list price £18/18/-. Note well—and there is no mistake—my price is £3/18/6.

BRAND NEW

Ex-Air Ministry H.T. Eliminators. Voltage stabilised, 120v 30mA in grey enamelled cases. £1/17/6.

T1154 Tuning Panels, with one 2-gang and two single-gang tuning condensers with reduction drives and three coloured knobs. All for 3/6—and post free !!

If you are interested in ex-Govt. Surplus then send extra 2½d. stamp for illustrated catalogue—it will save you £'s.

Terms: C.W.O. or C.O.D.

COULPHONE RADIO,

"The Return of Post Mail Order Service."
 58 Derby Street, Ormskirk, Lancs. Phone 496

PANORAMIC ADAPTORS

Latest 5" screen model. Brand new. Complete with manual. American manufacture, 230 volt, A.C. Few only available, £37, carriage paid.

ROTARY BEAM INDICATORS. Complete transmitter and indicator units ready to install, could be used for remote weather vane. 17/6, carriage paid.

WILCOX GAY XTAL MULTIPLIERS. Brand New. With manual. Make first-class clapp. V.F.O. 27/6, less valves, carriage paid.

HALLICRAFTERS S27.RX. Working order, £20. A few. less valves and S.-meter, at £12/10/-, carriage paid.

TUBULAR STEEL MASTS. 33 ft. in sections. Copper plated and painted. Complete, ready to erect. 3 gns., carriage paid.

866 or 1616 FIL TRANSFORMERS, pairs. To work off 230v A.C.; 4,000v insulation. 25/- pair

VALVES American, Brand New 807, 10/-, 1616 H.V. Rectifiers, 8/6. 5X4, 5Y4, 8/6. Type 25 R.F. units, 12/6, plus carriage.

SMOOTHING CONDENSERS.

G.E. Pyronol, 4 mfd. 2,000v, 2 mfd. 3,000v., 5/-, 1 mfd. 500v, 5/- doz.; 350v, 4/- doz.

EDDYSTONE FLEXIBLE COUPLERS.

¼" Spindle, 1/6 each, 12/- doz.

HEAVY DUTY AMERICAN ANTENNA SWITCH.

T.P.D.T. A super job, 5/-, carriage paid.

TELEVISION from Government surplus gear.

Data book, No. 2, 1/6, plus postage. Electronic Engineering Televisor, 2/6.

Service Valve Data Equivalent Charts with details of clapp. V.F.O., 7½d., post paid.

SELSYN BEAM ROTATORS. 230v A.C., very powerful job. Will turn a house round. £8, carriage paid. Worth £80.

Send stamps for our new List

R.H. ELECTRONIC SERVICE

93 BUTTON LANE, SHEFFIELD, I

MORE REMARKABLE OFFERS!

Genuine **KEN-RAD (U.S.A.) 813's: 50/-**

Absolutely brand new in sealed makers' cartons—send to-day for the finest valve bargain list in the country! Recent additions include EF50, 6K7, 6K8, 6J5, 6F6, 6SJ7, etc.

TERRIFIC RESPONSE to our RCA-907 offer! "Superb bargain, congratulations! Please send six more..." J. Worsley (Sunderland). Just one of the numerous compliments received. Selling fast! Don't miss yours!



"Yes Sir! The real McKay!" says Colin...

GENUINE RCA 807's, 7/-!

BRAND NEW MAKERS' CARTONS! MAGNIFICENT OFFER 15,000 U.S.A. VALVES!

North-South-East-West, orders are pouring in!—get a copy of our Bulletin and Lists, one of the most popular in the trade! Valves! Parts! Meters! RX! TX! Really superb offers!



JOHNSONS (RADIO SPECIALISTS) TEL. 4080 MACCLESFIELD. CHES.

CARLTON COILWINDING CO.

"A NAME TO NOTE AND REMEMBER"

TELEVISION TRANSFORMERS. Tapped primaries. E.H.T. for VCR97, 2,500v 5mA, 4v 1.2A, 4v 2A 52/6; power transformer for R.1355 as vision unit, 250.0-250v 80mA, 6.3v 6A, 5v 2A, 31/6; suitable transformer for time base, 350.0-350v 80mA, 0.4-6.3v 4A, 0.4-5v 2A, 30/-. Smoothing chokes, 7/6. These transformers are as specified for the "Inexpensive Television" Receiver, using ex-W.D. equipment.

Medium wave coil units for command receivers. BC453, 10/-; BC455, 10/-.

Other standard lines as advertised in last month's issue.

Wholesale, retail and export enquiries invited. Rewinding service.

Carco Works, Church Road, Birkenhead. Phone: 3585

Bendix plymold 30' self-supporting masts will carry beam, £5.

Bendix TA12C transmitter new and complete with valves, £8.

Vibroplex type American bug keys new and boxed, 50/-.

Collins 8k Mod. transformers match 813, 60/-.

B.T.H. Selyn's 230v 50 cycle heavy duty, 80/- pair.

Dayton 9 r.p.m. reversing induction motors 230v 50 cycle, 75/- each.

J.A.P. petrol charging sets new, 360 watt, £15/15/-

Onan petrol charging sets 12v 2000 watt, new £35

R.C.A. variable frequency oscillators, new and boxed, 1 to 20 mc Spares and instruction book, £6.

BURNHAM ELECTRONICS

8 Ravine Road, Boscombe, Hants.

A.C.S. RADIO

Specialists in Amateur Equipment, offer for your attention:—

The Radiocraft Model 44 Transmitter, 25-watts CW, uses 6V6 and 807 valves. Supplied completely wired and tested, with coils for any one band, but less crystal or R.F. valves, £7. Model 44P as above, with built-in power pack including rectifier valve, £13/2/6.

Eddystone 640 Amateur Communications Receiver, 1.7 to 31 mc/s, A.C. operation, crystal filter, 1 R.F. and 2 I.F. stages—£27/10/-, or available on Hire Purchase terms—£5/15/- deposit and 78 weekly payments of 6/-.

Second-hand Communications Receivers—We can usually offer a good selection. Current list sent on request.

Components.

Filament Transformers, 6.3v 3A—12/-. Glass ribbed aerial insulators—1/1 ea. Eddystone Extension Speaker. Die-cast case—37/6.

Transmitting Keys, new, enclosed pattern—2/9. Polystyrene Coil Formers, with adjustable iron core—8d. each. L.F. chokes, 10H, 90mA, 200 ohms—10/-.

Send for fully detailed catalogue and details of Radiocraft Transmitters, etc.

A.C.S. RADIO

44 WIDMORE RD BROMLEY, KENT
Phone RAVensbourne 0156

SMALL ADVERTISEMENTS

TRADE ADVERTISEMENTS

9d. per word, minimum charge 12/-. No series discount: all charges payable with order. Insertions of radio interest only accepted. Add 25% for Bold Face (Heavy Type). No responsibility accepted for errors.

ELECTRIC Bulbs, any voltage, any amperage, any type, promptly available.—Suplex Lamps, Ltd., 239 High Holborn, London, W.C.1. *HOLborn* 0225, 4543.

WANTED.—WESTERN ELECTRIC VALVES. TYPES 101F, 102F, 272A or B, 310A or B, 311A, 313C, 323A, 328A, 329A, 348A, 349A, 352A, 373A, 374A, 393A, 394A, 121A BALLAST LAMPS.—BOX NO. 409.

WANTED.—W. E. CARRIER TELEPHONE AND CARRIER TELEGRAPH EQUIPMENT AND COMPONENTS, FILTERS, REPEATING COILS, TRANSFORMERS, EQUALIZERS. TYPE CF1, CF2, H.C. AND OTHER CARRIER EQUIPMENT, TELEPHONE AND TELEGRAPH REPEATERS.—BOX NO. 410.

WANTED.—TELETYPEWRITERS COMPLETE, COMPONENTS OR PARTS. ANY QUANTITY AND CONDITION.—BOX NO. 411.

MASON'S, Wivenhoe, nr. Colchester. The Denco MDCR19 Communications receiver is now in production. We have full details. We can always supply the latest Denco and Eddystone goods. Send 9d. now for our 54-page illustrated catalogue.

QSL CARDS AND LOG BOOKS, APPROVED G.P.O. SAMPLES FREE. ATKINSON BROS., PRINTERS, ELLAND, YORKS.

SET superhet coils, long, medium, short, twin-gang Scondenser, four-pole switch, pair standard 465 kc IF's, with circuit, 13/6. Write for lists.—Cohen, 67 Raleigh Avenue, Hayes, Middlesex.

SMALL ADVERTISEMENTS

TRADE—continued.

COPPER Wires : Enamelled, tinned, Litz, cotton/silk covered. All gauges. BA screws, nuts, washers, soldering taws, eyelets. Ebonite and laminated bakelite panels, tubes, Paxolin coil formers. Tufinol rod, permanent detectors, etc. List S.A.E. Trade supplied—Post Radio Supplies, 33 Bourne Gardens, London E.4.

Q5R9 Beams, 2½ to 20 metres. Masts, lashings, bearings, rotators, etc. S.A.E. list.—Emdo, Ace Works, Staines.

LONG Range Television with the Q5R9 folded dipole multi-element aerial. S.A.E. for illustrated brochure.—Emdo, Ace Works, Staines.

BERRY'S (SHORT WAVE), LTD., have vacancies for Senior and Junior Counter staff. Applicants must be well versed in HAM gear. Full particulars of age, past experience, salary required, etc. should be sent to 25 High Holborn, W.C.1. All applications will be treated in confidence.

HALLICRAFTER Transmitters type HT4E, complete to makers' latest specification, covering all amateur bands up to 30 mc, with speech amplifier, connecting cables, etc. Immediate deliveries in quantity. **HALLICRAFTER HT.14** 50-watt Marine Radio Telephone, complete with all valves crystals, and covering amateur and marine bands from 1.6-4 mc. Immediately available from Hallicrafter United Kingdom distributors.—McElroy-Adams Manufacturing Group, Ltd., 46 Greyhound Road, W.6.

G2IN for all Eddystone components. In stock. Prompt delivery. Add postage with remittance.—116 Cambridge Road, Southport.

8-WAY High Voltage "Jones" type plugs and sockets, 8 with crackle covers, 1/6 pair complete, 12/- dozen pairs; £3/10/- per 100 pairs. Carriage paid.—Jack Porter Ltd., College Street, Worcester.

QSL CARDS. Distinctive and attractive designs. Samples and prices from—G5KLT, 35 Hillside Avenue, Kingswood, Bristol.

LABGEAR LTD., have a few vacancies for **SHORT WAVE AGENCIES.** Applications invited to—Willow Place, Cambridge.

LT MAINS TRANSFORMERS giving **MULTIPLE ISOLATED** outputs :—6.5v 6 amp; 5v 10 amp; 5v 10 amp; 2.5v 10 amp. Insulation 2,000v AC winding to winding and to frame. 200-250v 50 c/s tapped primary. No flying leads—heavy duty terminals. Suitable for 2.5v, 4v, 5v, 6.3v, 7.5v, 10v, 12.6v valves. Every popular valve combination catered for, including high voltage rectifiers, HT switching problems at an end by running all filaments off this separate supply. By bulk production of a common transformer we have got the cost right too—47/6, and you don't have to spend another penny when you re-design the rig around different valves.—**LABGEAR LTD.**, Willow Place, CAMBRIDGE. Phone 2494/5.

U.H.F. OSCILLATOR units containing 2 **.CV6** UHF Triode valves, 1 D1 diode, split stator condenser, decoupling condensers & chokes, 5/-. Guaranteed valves, SP41, 1/6; D1 television diodes with holder, 2/-; 6J5 and 6J5G's, 3/6—M. A. Weston, Harman's Cross, Corfe Castle, Dorset.

NEW VALVES. 6AK5, 955, 956, 12/6 each; 9001, 10/-; 6SH7, 6AC7, 2C26, 7193, 9D2, 15D2, 8D2, 4D1, 5/- each. R.C.A. crystal wave meters 200k-20mc, type TE-149, as new, in case with instruction book, £6/10/- each. Type 392 Power units 700v 120 mA, 230v AC in., £3 each. RF units Type 24 at 8/6 each; 24, mod 27, 10/6 each; 25, 10/6; 26 and 27, 21/- each. Carriage 1/3 each extra. Receivers AN/ARR-2, 234-258 mc, 12 valves including 10 B7 type 6AK5 and 9001, as new, £4/10/- each. Circuits 2/6 each. Send S.A.E. for our new 12-page list of Surplus bargains which includes HRO's and S27's, etc.—**H. ENGLISH, RAYLEIGH ROAD, HUTTON, ESSEX.**

WANTED. AN/APS-4 Radar Units, especially control box C-12/APS-4, Junction box J-84/APS-4, and 700 watt Power Unit, 115v Hi-cycle (NEA-3, 4 or 5). Cramoins, Grimsby.

50 MMF CERAMIC TRIMMERS. 4/6 dozen; mains droppers, 1/9 each; 16 mF +16 mF, 2/6 each. Send for lists.—T. G. Howell & Co., 29 McWilliam Road, Woodingdean, Brighton.

CALIBRATED WAVEMETERS FROM **14/6**

FOR 2 METRE, 5, 10, 15, 20, 40 and 80/160 BANDS



FOR CHECKING FREQUENCY HARMONICS, PARASITICS, NEUTRALISATION, ETC., IN EACH CIRCUIT QUICKLY.

Labgear Ltd. WILLOW PLACE CAMBRIDGE

OPPORTUNITIES IN RADIO



Get this **FREE** Book !

"ENGINEERING OPPORTUNITIES" reveals how you can become technically qualified at home for a highly paid key appointment in the vast Radio and Television industry. In 108 pages of intensely interesting matter it includes full details of our up-to-the-minute home study courses in all branches of **RADIO AND TELEVISION**. A.M.Brit.I.R.E., A.M.I.E.E., City and Guilds, Special Television, Servicing, Sound-film Projection, Short Wave, High Frequency and General Wireless Courses.

We definitely guarantee

"NO PASS—NO FEE"

If you're earning less than £10 a week this enlightening book is for you. Write for your copy to-day. It will be sent **FREE** and without obligation.

BRITISH INSTITUTE OF ENGINEERING TECHNOLOGY

149 Shakespeare House, 17-19 Stratford Place, London, W.1

RADIO AMATEUR ENTHUSIASTS and PROFESSIONAL W/T OPERATORS

The Candler System of Morse Code Training has been demonstrating its value for the past 34 years.

Each CANDLER SYSTEM Course (JUNIOR for Beginner—ADVANCED for Operators) is arranged in a series of 10 progressive lessons which are fascinating, instructive and practical. They teach you the most vital principles of telegraphing technique, the fundamentals of successful, efficient, accurate and speedy Receiving and Sending of the Morse Code.

Full details of the Candler System Courses in

MORSE CODE TRAINING

are set out in the Candler "BOOK OF FACTS" which will be sent you post free and without obligation.

Courses supplied on Cash or Monthly payment terms.

THE CANDLER SYSTEM CO.

(Room 55 S.W.) 121 Kingsway, London, W.C.2
Candler System Co., Denver, Colorado, U.S.A.

SHORT WAVE (HULL) RADIO

G5GX

Q. Max B4/40 Tx.

Little used. 80, 40, 20, 15 and 10 metres, 40 watt CW, 35 watt phone. Bandswitched £55
(Carriage £1)

6-Pin Coils

11-25 Metres, set of 5 £1

4-Pin Coils

11-180 Metres, set of 4 15/-

Sectional Metal Masts, 33' ... £2/5/-
(Carriage 5/-)

Phillips Sound Cell Mikes

ex-stock £6/16/6

All types of Communication Receivers completely overhauled, calibrated and relined, using crystal sub-standards and visual alignment.

Write for details of our new H.P. Terms

SHORT WAVE (HULL) RADIO
30/32 Princes Avenue, HULL

Telephone : 7168

SMALL ADVERTISEMENTS

TRADE—continued.

G2IN for Eddystone 145 mc Components. Send for 145 mc guide, 1/8 including postage.—116 Cambridge Road, Southport.

ALUMINIUM chassis and panels; standard sizes by return, any other sizes promptly made; holes punched for valveholders, etc. Cellulose and crackle finishing of our or your panels, chassis, etc. Estimates free. Electro-Acoustic Developments, 18 Broad Road, Lower Willingdon, Sussex.

COIL sets in container, plug-in model RU 19 USA Receiver, 5/- each. 850-1330 Kc. 9050-13575 Kc, 540-830 Kc, with switch to 5200-7700 Kc. Telephone jacks, 6/- dozen. C.W.O. add postage.—Bush, 14 Leigh Road, Worthing, Sussex.

HIGHEST QUALITY FILTER CONDENSERS. UNUSED, GUARANTEED. 4 mF 2000v, DC working, 9/6. 4 mF, 1000v DC working, 4/-. 2 mF 500v DC working, 1/6. Vitreous bleeders, 20,000 ohms, 2,500 ohms, 2/3.—S. Herbert, Roker House, Roker, Sunderland.

WANTED. Surplus Relays, with platinum contacts, in any condition, large or small quantities. Highest prices paid.—Box No. 491.

SIGNAL GENERATOR Model-748, a professional job designed for home construction. Range 100 kc-50 mc, directly calibrated scale, double attenuator, separate and variable audio-circuit, drawings, photographs, 4/6; all parts available; after sales service—below. **SERVICOMETER** Model-848, a new type instrument designed for home construction; covers signal tracing-frequency-inductance-capacitance measurement, etc., directly calibrated scale meter indicator circuit; details, drawings, 4/6; all parts available.—Radio Development Co., Moretonhamstead, Devon.

VALVE query service: Full data immediately available on thousands of valves, C.R.T.'s etc., 1/- each query.—5 Sciennes Gardens, Edinburgh.

A.M.Brit.I.R.E., R.T.E.B. Cert., CITY & GUILDS, A.M.I.E.E., etc. on "NO PASS—NO FEE" terms. Over 95 per cent. successes. For details of Exams. and Courses in all branches of Radio, Television, Telecommunications, Electronics, etc. write for 108-page Handbook—FREE.—B.I.E.T. (Dept. 718), 17 Stratford Place, London, W.1.

M. & J. PEARSON, 373 Eglinton Street, Glasgow, offers. Allander, Mahogany Console type, 5 valve, 3 Wave-band. AC Super-Het radio, with Osram 6-3 volt valves and 10 in. P.M. Speaker. Original Cost £38. our price for limited quantity only £19 each, inc. Tax. New and in original wrappings. Speakers: 6½ in. Plessey P.M. type, 12/6 each; 8 in. ditto, 14/6 each; boxed Valves: EF50, VU120, VU111, all at 5/- each; 1LA6, 1LN5, 1LD5 and 3D6, all at 6/6 each; Y63, 7/6 each. Condensers: Midget two-gang, .0005 mF, 6/6 each; standard size ditto, 5/6 each. 32 mF 350v electrolytic, large size, 3/- each; 50 mF, 25v, 7/6 doz.; .001 and .01 mF Sprague, 6/- doz.; 0.1 mF 1,000v 5/- doz.; 1 mF, 350v tubular, 5/- doz. 2,000 mF, 12v, 2/6 each; .001 and .01 mF mica, 5/- doz. Special Clearance offer of 230-250v AC Gram Motors; internal rim drive type with motor board and turntable only £2/15/- each, inc. Tax. Ferranti 0-500 micro-ammeters, 2½ in. Flush Mounting Type, boxed, 16/6 each. Terms, we pay all carriage Gt. Britain only, and cash with order or please. No lists supplied.

METAL 6K7's, 4/9. 6V6G's 6/6. Block condensers, 0.25 mF, 1500v wkg., 9/- doz. All post paid. Everything advertised last month still available.—J. T. Anglin, G4GZ, 233 Welholme Road, Grimsby.

G2IN for Eddystone "640," £27/10/- or £5/15/- 6/- per week. In stock.—116 Cambridge Road, Southport. Tel. 87404.

G200'S VR91 (EF50), VR65, VR65A, 6J5GT, 6H6, VR137 (RL16), 5/-, 6SH7, 6AC7, 6SQ7, 6L5, 6/6.—A. C. Hoile, 55 Union Street, Maidstone. Loose 83579.

CANCELLED Shipment: Harvey Console Tx (UX35), lying at London Airport. Offers to: Johnsons (Radio), Macclesfield.

NO WAITING—immediate delivery Eddystone "640." Cash, or self-financed terms available.—Johnsons (Radio) Macclesfield.

SMALL ADVERTISEMENTS

TRADE—continued.

EDDYSTONE "680", also the "Commander" and "Hambander"—the latter now only £17/10/-—Johnson (Radio), Macclesfield.

MARCONI CR100's—special purchase permits offer from £20, complete.—Johnsons (Radio), Macclesfield. Send for special lists, 2½d stamp with your name and address.

WISK type microphones, P.O. type carbon insert, complete with 5 ft. screened cable and jack plug, 10/6 each post free.—G3EEL, 78 Bridge St., Peterborough.

BENSON'S BETTER BARGAINS (see page 850 Feb. issue). Most items still available except SCR522's, VR150/30. **BRAND NEW R1355, CASED 50/-**. **RF UNITS 25, 15/-**; 24, 15/-; **BRAND NEW 26's, 40/-**. Modified RF unit, 5 spot frequencies; 45-48-52-56-61 mc. **BRAND NEW, 21/-**. 145 mc Convertors, with CV66, EF50, SP61, EA50, circ. diagram, 16/- Valves 12K8, 12SK7, 12SR7, 12A6, 7/- each. Bulgin 4-pin Ceramic V/bases, 1/-; 5-pin (807) 1/3.—

BENSON, 308 RATHBONE RD., LIVERPOOL 13. **CHASSIS**, panels, racks and metal cabinets. Stock sizes, or made to specification in steel or aluminium.—Reosound Engineering & Electrical Company, Coleshill Road, Sutton Coldfield, Warks.

READERS' ADVERTISEMENTS

3d. per word, min. charge 5 -, payable with order. Box numbers 1/6 extra.

HALLCRAFTER Super Skydrier SX17, Crystal, S-Meter, amplifier, recently overhauled. Offers? 5 Station Road, Benton, Newcastle on Tyne.

FIL transformers. 7.5 twice 6.3, 5, and 4v heavy duty, weight approx. 12 lb, useful Tx or bench, 55/-. Nife cells, 1.3v 10/15 AH, size 6 x 1½ x 1½ in., unspillable, useful wireless, electric bells, hand lamps, LT, HT, etc. 3/- each. AF3 intervalve transformers, 3/- each. B2 ceramic coil formers, 1/6. Tubular condensers, 0.1 mF, 7d each. .01 .005 mF, 6d each; all new, carriage paid.—Thompson, G2FXK, 82 Walsall Road, Aldridge, Staffs.

TELEVISION—1949 Invicta, Brand new with manufacturer's guarantee. Bargain 48 guineas, BM/CDN, W.C.1.

FOR Sale. Army 22 set, Transmitter-Receiver 2-8 mc, complete with power pack, handbook and all accessories. A complete rig and ideal for the 3-5 and 7 mc bands. £10 or near offer. Brooks crystal 7369 kc, mounted, 15/-. Partridge Modulation transformer, 25 watts audio, £1. TZ40, new, 25/-.—Edwards, Deverell Mess, S.M.E., Ripon, Yorks.

HRO PERFECT, cabinet model, .43-30 mc, 6 coils, amateur bandspread, handbook, power unit, shelved coil storage, Q5'er, £35 or exchange with cash for FB AR88.—Box No. 481.

INDICATOR UNIT 62, with valves and VCR97, also 2 spare tubes and spare valves. Receiver 1124c complete with 6 valves. W.SA Transmitter and Receiver in travelling case, with 6-v power pack, spare vibrator and 2 spare sets of valves, nearest £30. Various Ex-Govt. valves.—VCR97's, £2 each.—Box No. 483.

HRO SENIOR, exc. cond. .9-30 mc, bandspread amateur. Some spare valves, manual. Less power pack and speaker. Delivered reasonable distance, £26. STC 4012C ball mike, unused, £3.—Plant, 1 Park Avenue North, N.8.

AMATEUR'S SURPLUS. CNY1 transceiver (consists many useful components), meters, valves, transformers, rotary converter, etc. Genuine bargains, must sell.—S.A.E. please.—Box No. 482.

HAM selling up: Rack-mounted 1155 fitted with operating tray, all mounted in 6 ft. rack, complete. Also 5-metre transceiver. Bargain £25 the lot. Write or call Wiblin, 8 Caldecott Gardens, Abingdon, Berks.

WANTED. Commercially made Side-swiper (not bug). Price to GCSOU, 28 Bath Street, Jersey. Urgent.

SOME OUTSTANDING ADVANTAGES OF THE RF E.H.T. SYSTEM

- (1) **Low Cost.** 5.5KV E.H.T. unit at £3/15/- complete. 8 KV E.H.T. for 15" tubes, at £5/5/- No Purchase Tax.
- (2) **AC/DC Technique.** Can be used for providing E.H.T. where no mains transformer is utilised.
- (3) **Weight.** Total weight of 5.5KV unit, 14 ozs. This means lighter chassis and cabinet (E.H.T. units ready for mounting anywhere on chassis or in cabinet).
- (4) **Picture Quality.** Excellent regulation and no line linearity distortion. Both these troubles are frequently encountered with flyback E.H.T.
- (5) **Independent Operation.** Adjustment of Line Time Base controls do not affect the E.H.T. as with line flyback method, thus facilitating adjustments.
- (6) **No Burnt-Out Transformers.** An accidental or permanent short of the E.H.T. to ground will not harm circuit.
- (7) **Non-Lethal.** Due to the high source impedance of these supplies they are very much safer than a conventional 50 c/s unit.

Consider these technical and economic advantages and change to RF E.H.T. now.

From all principal component stockists. In case of difficulty write to:—

HAZLEHURST DESIGNS LIMITED

186 Brompton Road, Knightsbridge, S.W.3



THE SYMBOL "S. R. & E. S."

Stands for

SOUTHERN RADIO AND ELECTRICAL SUPPLIES and SPEEDY, RELIABLE AND EFFICIENT SERVICE

Please note we have no connection with other firms of similar name

We are your Agents for:

- AVO • BELLING-LEE • CYLDON
- DENCO • EDDYSTONE • HAMRAD
- LABGEAR • Q.C.C. • RAYMART
- RADIOVISION • WODEN • ETC.

Southern Radio & Electrical Supplies

85 FISHERTON STREET • SALISBURY • WILTS Telephone: Salisbury 2108

Obtain the P.M.G.

CERTIFICATE with the personal assistance of E.M.I. Scientists—

A special correspondence course for those wishing to take the P.M.G. certificate has been planned by E.M.I. Institutes. It brings you tuition under the personal supervision of E.M.I. scientists, several of whom hold the transmitting licence. COLLEGE and other CORRESPONDENCE courses, covering basic radio and basic television are also available.

Write for FREE BOOKLET giving full details of correspondence courses.

E.M.I. INSTITUTES Dept. 14,
43 Grove Park Road, Chiswick, London
Phone: CHISWICK 4417-8

E.M.I. Institutes—backed by the Electronic Organisation which includes "H.M.V.", Marconiphone, Columbia, etc.

SMITH for all Radio Components

EDDYSTONE, RAYMART, WEARITE, etc.

Send for Lists ● Quick Service

Eddystone "640" £27/10/-, Cat. 6d. 145 Mc/s Guide, 1/6.

Everything for Rx or Tx supplied. Coils, Transformers, Condensers, Valves, etc.

SMITH

98 West End Road, Morecambe, Lancs.

Telephone: Morecambe 436.

A. G. HAYNES & SONS

BC221. Frequency meters, complete with plug in Xtal. Spare valves, instruction and calibration book. Ranges, 125 Kc/s to 20 mc/s. As new, £15. Fitted stabilised power pack, 200-250v A.C.

R.C.A. AMPLIFIERS. 15-20 Watt, 4×6J7, 2×6L6, 1×5U4G. Attractive crackle case. A.C. mains. Complete with valves and brand new, only £12/10/-, plus 10/- packing and carriage.

BC348. 6-waveband receiver. 9 Valves. A.C. mains. Our price £17/10/-, plus 10/-, carriage and packing.

STROBE UNITS. 6×EF50, 5×EA50, 1×VR116. Chockful of condensers, resistors, etc. BRAND NEW in sealed cases. Only 35/-, plus 3/- carriage.

INTERPHONE AMPLIFIER. BC347. Complete with valve (6F8). 5/-, post 9d.

Shop hours, 10 a.m.-6 p.m. Thursday 10 a.m.-1 p.m.

14 ST. MARY'S ST., BEDFORD

READERS'—continued.

SMALL ADVERTISEMENTS

SELLING UP. Transformers for 250, 300, 350, 500v p/packs, 30/250 mA, with LT's, 10/6 to 15/-. Write list of gear.—Box 484.

SALE. Taylor Universal Meter, model 85A, £16. Hambander receiver, £15. Perfect condition. Buyer collects—Green, 42 Queens Road, Slough, Bucks.

WANTED urgently. Any one of the following Radar receivers, R3084, R3131, R3132, R3170A.—J. Murray, 47 Windermere Street, Gateshead 8 Co. Durham.

BC342 or ARR5-S27 in new condition wanted in exchange for new BC-348. Require receiver with 450 kc or 5-25 mc. IF for use with Panadaptor; or exchange 2 BC-348's and 1 LM7 frequency meter, all brand new, for AR88, Super-Pro, SX28-A or similar.—Offers Box 485.

FOR SALE R1116 Rx, good condition, 142 kc-20 mc circuit. Best offer secures.—R. W. Selvey, Roisel, Brodbrick Road, Hampden, Eastbourne, Sussex.

SALE AR11 Transceiver, 25 watts CW, xtal, Rx and Tx 3-5-16 mc; Rx 5-valve superhet. Offers? *Phone ELM 5132.*

HRO. SENIOR components; IF coils, crystal filter, S-meter, gang condenser, PWO drive, RF coils, Meters; several first-grade meters by Turm, Weston, Everett, etc. 2½ to 3½ in., 100 mA upwards, all new and unused. 3½-in. wirewound potentiometers, 10K 10 watts.—S.A.E. particulars.—Box 487.

SALE. 12 6AK5's, 10/- each, post free. See page 802, January *Short Wave Magazine*. Also latest velocity modulation valve with bracket and motor. Also 7 magnetron. Exchange lot for 1155 with P.P. or offers? —Box No. 48.

QRT G5FS. Transmitter 75 watts, crystal control, P/P KT8c, Modulator PP 807, pre-amp, Four Power Supplies: 800v-400v-300v-250v. Relay switching. Outfit complete on 72 in. rack all steel, ready to operate, with D104 mike and two 7 mc xtals. Also VFO 6V6-6V6 7 mc output, Bug key, Headphones, valves, etc.—Offers to G3BAJ, 166 Lyham Road, Brixton Hill, London, S.W.2.

EDDYSTONE S640 in carton, as new, plus S-meter, spare valves, preselector, Q5'er, headphones, £26. 20-80 mc 4-stage transmitter, VFO, 807 final, complete power supplies and aerial tuning unit, fully metered, brand new in unmarked case with instruction book, £9.—57 Summerlee Avenue, London, N.2.

HRO. Senior, 9 coils, p/pack, £30; S27, £25; Oscilloscope with spare 5 in. tube, £35; Valve voltmeter, VHF prongs, £20; G5UK, 140 Broadway, Leigh-on-Sea.

DARGAINS—Transformer, 200/250, 50 c/s; 5000-0-5000v, 35 mA, 22/6. 1100-0-1100, 500 mA, £3. Excellent R1155, S-Meter, output stage, noise limiter, £10/10/-; Woden pack to suit, £4; Standard rack transmitter, 40 watt, 3 panels, phone/CW, mike, key, xtal, coils, £20; All delivered. Write 130 Hollycroft, Hincley.

EMIGRATING—150 watt Tx, power packs, 145 EMVO with internal calibrator, Garrard gram motor, P.A. Speakers. For sale or swap. **WANTED**—Class 'D' Wavemeter, xtals, transportable gear. S.A.E. for list.—G3JDJ, 2 Canfield Road, Brighton.

40 Recent Radio Magazines, £1. OCC 100 kc xtal, new, 25/-; 5-0 mc xtal, 10/-; Parmeko choke, 10H, 600 mA, £1. BC342 power pack, 25/-, 125 mc ground plane aerial, with co-ax, 25/-.—Box No. 488.

BC221, mod., no power pack. Or exchange for mains/battery miniature Rx.—Box No. 489.

WANTED. Rack-built transmitter, 100/150 watts, phone/CW on 14/28 mc. Good quality components and workmanship. Mains AC 230v. Description and photo if possible to Advertiser, Heatherwood, Hordle, Hampshire.

PEPPED up 1224 pen o/p, £4/10/-. Also Eddst. Batt A.V.2 as new, comp. valves and new coils, £5 or offers? R. A. Fitzjohn, Smeeth Road, nr. Wisbech, Cambs.

SALE. R208, 10 to 60 mc, mains operation, built-in speaker, complete in metal carrying case. Perfect condition, circuit diagram supplied, £10, carriage paid.—G3ASK, 12 Acroville, Colindale, London, N.W.9.

SMALL ADVERTISEMENTS

READERS'—continued.

SERVICE Ham, posted overseas, requires power pack, instruction book, phones for B2 transceiver. All letters answered.—Box No. 490.

EXCHANGE, QCC bandpass filter, 2 kc at 465 kc. Wanted, 6BE6, 6AK5's. 12 Ewanrigg Road, Grasslot, Maryport, Cumberland.

B2 Tx/Rx and power pack wanted. Good condition essential. Price to—G3CMY, 62 Clifton Road, Weston-super-Mare.

WODEN transformers, pri. 210-250v. secs. 7-5v 3 amp, 7-5v 6 amp, £1. Pair T220, 30/- 19 Set power unit; 12v input, 275v and 500v output, 15/-.—Allen, 14 Frampton Close, Birmingham 30.

EXCHANGE or Sell. HRO rack model, 9 coils, built-in speaker: Eddystone 358X, 9 coils, built-in power pack: S27 UHF Receiver: CH3—250 watt Tx. Wanted, 35 m.m. camera and complete wire recorder.—244 Chorley Old Road, Bolton, Lancs.

FOR sale:—Hallicrafter S2OR, as new, £12/10/- 500-0-500, 400-0-400 transformers with LT's, £1 each. Avo valve tester complete, as new, £5. Eddystone five-metre battery Tx and Rx, £3. Hallicrafter S-meter, new, £2.—GSQA, Lendorie, Birchay Barton, Exeter.

1155 Converted, internal power pack and 6V6 output stage, new panel, perfect. £9/10/-.—Niblock, 25 Milner Road, Thornton Heath, Surrey. LIV 1090.

1940 Sky Buddy, good condition. Offers? Seen by appointment. All enquiries answered. Send details. 'DEX' record card outfits.—G3BBU, 38 Ashbourne Avenue, London, E.18.

FOR disposal. AR88LF and LS (new). Wanted: Cash offers or television, also "Baldaux" 2-8 tessar for disposal.—Box No. 493.

BC348 Internal AC power pack. Excellent condition, £15/10/-.—Box No. 492.

BC348 internal 230v AC Mains pack, S-Meter, good condition, £14.—10 Duchy Avenue, Heaton, Bradford, Yorks.

SX24 good condition, instruction book, with two stage "Eddystone" Preselector covering 11 to 30 mc. The two £20, or offers? Seen by appointment. Buyer collects.—McInarlin, 88 Greyfriars St., Glasgow, E.2.

G2IN offers one complete 10-metre transmitter (less modulator section), with 829 final. One final amplifier complete with 1200v 250 mA power pack, push-pull PT15's. One SCR522 Tx section, and one Rx section (separate), modified for 144 mc. One BC221 Frequency Meter. Will sell, or exchange for commercially built Audio or Public Address Amplifiers.—114 Cambridge Road, Southampton.

THREE TU9B's, brand new, 30/- plus carriage 7/- P.P.51 rectifier power unit case and chassis, aluminium, 5 ceramic octals, ¼-watt resistor, 5/6 carriage paid. Condensers 4 mF, 1000v, 2/6; 1 mF, 1500v, 1/6. Valves: 5R4GY, 3/-. Include postage.—Knight, 82 Fairfield Road, Widnes, Lancs.

SALE—AR7E Receiver, excellent condition, £24. Type 37 oscillator (new), £8/10/- Eddystone 5 and 10 metre Converter, with built-in power pack, almost new, £6/10/- Wicox Gay VFO Unit (807 output), £3/10/- Bendix Tx Type TA/2J/24, complete with valves, £6/10/- Rx Type 1132A, £3.—G2HOJ, 22 Parris Place, Cleethorpes, Lincs.

WANTED, loan or buy, B2 circuits and instruction manual.—G3EXE, 20 Hurst Grove, Bedford.

WANTED, circuit diagram of 22 Set Trans-Receiver.—193 Clundle Road, Woodston, Peterborough, Northants.

EDDYSTONE Battery Two, £4/10/-. Two 2-v accumulators, 12/6. Brown's "F" phones, 17/6. D104 mike, with handle and switch, £4. All-dry 3-wave superhet, less coil pack, £5. *Short Wave News*, Apr. 46-Mar. 48 (24). *Practical Wireless*, Mar. 45-July 48 (40).—Bird, 118 Woodpecker Road, New Cross, S.E.14.

NO SHOP KEEPS ALL YOU WANT—WE KEEP MORE THAN MOST. THAT'S WHY PEOPLE SAY—

"You'll probably get it at SMITH'S, Edgware Road"

Pay us a visit and see for yourself.

H. L. SMITH & CO. LTD.
287-9 Edgware Road, London, W.2

Near Edgware Road Met. and Bakerloo

*Phone: PAD 5891. Hours: 9-6 (Thurs., 1 o'clock)

"Your Antenna System does count!"

Our Folded Dipole Aerials are designed specially for the 10-metre, 20-metre, and 40-metre bands. Send for descriptive leaflet.

Prices: 10 metre, 39/6; 20 metre, 39/6; 40 metre, 49/6.

Obtainable through your local dealer or direct from the manufacturers:—

RADIO & AERIALS (PRESTON)
19 Victoria Road, Fulwood, Preston, Lancs

WE OFFER

A large range of used and new Test Equipment, Converters, Recorders, Amplifiers, Motors, Transformers, etc. All guaranteed and at very attractive prices.

We buy good modern used equipment of all types for spot cash.

UNIVERSITY RADIO LTD.

22 LISLE STREET, LONDON, W.C.2.

Tel.: GER 4447 and GER 8582.

NEW DUAL TESTSCOPE



Ideal for High and Low

Voltage Testing; 1/30

100/850 A.C. and D.C. Send for interesting leaflet L34 on Electrical and Radio Testing, from all Dealers or direct.

RUNBAKEN-MANCHESTER-I

COIL INDUCTANCE TABLES

4,000 CALCULATED INDUCTANCE VALUES

Amateurs who have in the past laboriously calculated coil sizes will appreciate the time and effort saved by using these Tables. Read what the *Short Wave Magazine* says on page 864 of the February issue.

DX STATION VS2AA RECOMMENDS THEM. COMPILED BY A HAM, G5LF, FOR HAMS

POST FREE 5/3

OVERSEAS 6/-

TECHNICAL INSPECTION

14 SILVERSTON WAY, STANMORE, MIDDLESEX.

Radio G200 announces

ALTIMETER Unit ARNI. Tx.Rx. 4 Acorns VR150/30 and 8 Metal Octal valves, tuned resonant lines, relays, motor generator, condensers, etc., etc. This high quality American-built job, new in original packing. G200's price.....Only 70/-

12-Volt Vibrator Units. Ex.-No. 22 set, the very thing for car radio H.T. Only 19/6

GENERATORS. 11.5v D.C.in, 250v 125Ma D.C.out. Only 19/6

11.5v D.C. in, 490v 65Ma D.C. out. This gives about 250v D.C. run from a 6v car supply.....Only 19/6

A. C. HOILE, 55 UNION ST., MAIDSTONE, KENT - - - - - **LOOSE 83579**

H.A.C.

Short-Wave Equipment

Noted for over 15 years for Short-Wave Receivers and Kits of quality

One Valve Kit, Model "C" Price 20/-
Two " " " " "E" " 43/-

These kits are complete with all components, accessories, and full instructions. Before ordering send stamped addressed envelope for descriptive catalogue.

Note new sole address:-

"H.A.C." SHORT-WAVE PRODUCTS
(Dept. VIC.) 66 New Bond St., London, W.1

HRO's 5 coils loudspeaker power pack, excellent condition, 100 per cent efficiency. £31 each.

HALLICRAFTERS. B.C.610 with speech amplifiers and aerial tuning units, new sets of valves, excellent working condition. Offers.

60W transceivers, 829 output, high class super-heterodyne receiver, 2-8 or 4-16 mc/s, Phone/c.w. very compact, weight 13 lbs, supply from power pack or converter. New. Offers.

P.C.A. WIRELESS WORKSHOP

THE ARCHES,
CAMBRIDGE GROVE, LONDON, W.6

SMALL ADVERTISEMENTS

READERS'—continued.

RCA AR77E, 0.54-31 mc, 10 valves, calibrated, bandspread, xtal, S-meter, noise limiter, flywheel tuning, modified RF, manual, £28 or offer. Buyer collects.—Batey, 6 Wakefield Road, London, N.15.

144 mc kit, new parts, dials, m/c meters, valves (100 watt CC, see *Short Wave Magazine*, Nov. 37 oscillator RGD, new, spare valves; wavemeter W.1252, 22-30 mc; QST, 5 bound vols. (Jan. 46-June 48). Reasonable offers.—G3AIZ, 56 Hampton Road, E.7.

R.1116 mod. No DF, good working order. Carriage paid, £6/10/-.—Box No. 494.

CR 100/7 receiver, noise limiter, £30 or offer. **CR** AR88D receiver, £40 or offer. Both perfect order. Carriage extra.—BM/CLF, London, W.C.1.

14 mc three-element close-spaced rotary beam, Dural tube elements on strong wooden cradle. Complete with mast, guys and pickets, ready for erection. Collect South London area. Cost over £70 recently. What offers?—BM/CLF, London, W.C.1.

CAR radio, Emerson 6v, as new, £10. Partridge 2½ kW Auto-transformer, 195/255v. 5v steps, new, £5. Speech amplifier and power pack: 6J5, 6C5, 6P6A3's, rack mounting, £4. 800v 400 mA transformer, £2. New, boxed, valves: T40, £1; HY25, 15/-; PX25, 15/-; 832, 18/6; 15E, 10/-; 210, 7/6; HK24, £1. Wanted. 25 mmF vacuum condenser. 250v Variac. RK4D32—Webb, Bigbury-on-Sea, S. Devon.

BENDIX RA-1B Receiver 0-15-15 mc, separate power unit, speaker, manual, as new, £12.—A. Atkinson, 15 Barrett Street, Silsden, Yorks.

PREMIER 5-valve superhet, 12-2000 metres, £9/10/- Transmitter, 6V6-807, less power pack, £5. Xtals, 3600, 3650, 3760, 7082, 7157, 7295. 9/- each.—Hill, 81 Rye Hill Park, London, S.E.15. *New Cross* 0149.

EXCHANGE or Sale TX VFO 4 stage PP807's chassis and panel, 40 watt mod., CR100. £60 lot. Wanted dynamotor TX and RX working order, ready for use.—GW3VL, 2 Mackworth Road, Porthcawl, Glam.

SALE. Brand New LM7 Freq. Meter, improved version BC221, FB ax VFO, 3 valves, 1000 kc xtal check, 2 to 20 mcs. Modulated. Complete with charts, extra valves and spares. £7/10/-.—G3BDD, 20 Palin Avenue, Bradford Moor, Bradford.

1132A Rx. Lab. modified, new IF's 1.6 mc fitted FB job, with valves. 1132A Rx unmodified Line termination unit TP677 with 3 KT33C in. Control Unit Type 7A. Exchange, cash, offers to:—G2FJR, Sutton-Bridge, Spalding.


SALE. Mod R.208, noise limiter, S-meter, spares, £10-60 mc, £12. R107, £14. Both 100 per cent. Pair as double-super, £25. Components, keys, RX tubes new.—Box 495.

QRT—HRO, power pack, 4 coils, £35, or offers? 25watt CW Tx, 6L6-807, enclosed aluminium rack, fully metered; two packs, 500v. 350v., £10. Woden UM2, £2.—16 Hallas Grove, Dalton, Huddersfield.

SELLING up. 450w phone and CW Tx, specially built to specification, in 6 ft. black crackle rack, complete with 7wo 3 stage 450w RF chassis. Mod. has AMC and high level SPL circuit. 5 Power supplies, 12 metered circuits with meters, remote 4 stage VFO, BC221 freq. meter with stab. supply. D104 mike and stand. Photo and details given. Gift at £150. Not Army surplus. 3 new boxed Taylor T55's, £3 each.—2 new boxed Eimac 304 TL's, £3 each, one new V holder for above, 7/6. 2 new boxed 24G's, 30/- each. 6 866's, new and boxed, 16/- each. SCR 522 Rc and Tx, with 8 valves, £7/10/-.—G3HZ, 14 Soyal Road, Gatley, Cheshire. GAT. 4367.

RME69 and SX-17 for sale. Both overhauled and in brand new condition. Offers for either or both to:—Box No. 496.

ANOTHER CONSIGNMENT



Our latest purchase of ex-Government material includes a batch of **RADAR Units, type 64.** All these units are brand new in the original manufacturer's cartons. Each unit contains:—

- 2 VR91's, the popular EF50.
- 1 VT60A, the always useful 807.
- 1 CV73, the television output valve now in great demand, KT44, Pen 46.
- 2 CV54's, high voltage rectifier, V960, will rectify 2.5 KV at 60 ma.
- 1 CV85, an enclosed triggered spark gap valve, type V2023.

You receive all the above valves in the unit for 18/9. Thus, valuing the valves

at only 2/6 each, for the extra 1/3 you receive:—

A steel case, size 21" x 8½" x 11½" high, containing a chassis and framework on which are mounted all the valve bases for the above, 8 PYE sockets, 3 high ohmage relays, 6 paper condensers, 1 metal rectifier, 3 potentiometers, 1 ON/OFF toggle switch, 1 .05 mfd x 3.500v condenser, 1 .5 x .5 x 2.200v condenser, 30 assorted resistors, ½, 1, 2 and 3 watts, paxolin resistor panels, plus various other sundries such as useful clips, and mounting brackets, etc.


Whichever way you look at this, the value of the goods is terrific. **THE PRICE OF THE UNIT is 18/9 plus 5/- carriage, as these units weigh nearly 40 lbs. PLEASE ORDER ITEM NO. 277.**

RI155

This famous R.A.F. receiver is undoubtedly the best of the many good receivers made for exacting war-time requirements. Our last consignment we have graded into three classes according to external condition. Class A at £12/10/- being as new, class B at £10/10/- slightly soiled, and class C at £8/10/- being rather well used. Even the class C ones, however, are in thoroughly good working order for all classes have been checked, adjusted and serviced in our workshops. You can't go wrong by buying one of these for it will give you years of useful service. We shall be glad to dispatch a receiver to you if you can't collect, but please add 15/- extra to cover carriage charges and wooden transit case. If you wish you may return the case when 7/6 will be refunded.

To save you having to make any fiddling alteration to your RI155 we have developed a unit which is a combined mains power pack, loudspeaker, 6V6 output stage and set switching unit. This is enclosed in a very fine cabinet and stands on top of the set as illustrated. It is fitted with two leads, one plugs into the mains, the other plugs into the receiver. Your RI155 is then mains operated and will work right away without modification. The price of this unit is £7 carriage paid.

★ STOP PRESS A FEW "N" model R.1155 receivers have just arrived. The price of these is £15 (plus carriage).



STATION RI155

TELEPHONE KITS

These contain enough ex-R.A.F. equipment to make two telephone stations enabling two-way speech over long or short distances. When complete your telephones will be in every way equal to manufactured articles costing £10 or £12. The complete kit consists of 2 microphones, 2 headphones, 2 switches, 2 batteries, length of wire. The only other equipment you have to find is sheet metal or wood to use for the containers. Price 8/6 post free. Order Item No. 290.

YOU ARE INVITED

to call any day during transmitting times, and to judge for yourself the quality of the picture given by our **W.D. Television Mark 2.** If you can't call, send 7/6 to-day for the data so that you can get to work right away. **All parts may be purchased by calling or writing.**

W. D. SALES

3 Electron House,
Windmill Hill,
Ruislip Manor, Mdx.

EXCEPTIONAL OFFER OF MAINS TRANSFORMERS

All 200/230/250v 50 cps with screened Primaries. Type "A"—half-shrouded drop-through. "B"—upright unshrouded.

MT/E. 350-0-350v 100 m.a. A and B, 4v 3 amps, 4v 5 amps C.T. 37/6.

MT/A. 350-0-350v 100 m.a. A and B, 5v 3 amps, 6-3v, 4 amps C.T. 37/6.

MT/EA. 350-0-350v 100 m.a. A and B, 4v 3 amps, 6-3v 4 amps C.T. 37/6.

MT/1. 250-0-250v 100 m.a. A and B, 4v 3 amps, 4v 5 amps C.T. 37/6.

MT/2. 300-0-300v 100 m.a. A and B, 4v 3 amps, 4v 5 amps C.T. 37/6.

MT/3. 325-0-325v 100 m.a. A and B, 5v 2'amps, 6-3v 3 amps C.T. 37/6.

MT/4. 325-0-325v 100 m.a. A and B, 5v 2 amps, 2-5v 7 amps C.T. 37/6.

MT/5. 350-0-350v 100 m.a. A and B, 4v 2 amps, 13v 3 amps C.T. 37/-.

MT/6. 450-0-450v 250 m.a. B, 4v 3 amps, 4v 3 amps C.T., 4v 3 amps C.T., 4v 6 amps C.T. 63/6.

MT/7. 450-0-450v 250 m.a. B, 5v 3 amps, 6-3v 3 amps C.T., 6-3v 5 amps C.T. 58/6.

MT/8. 500-0-500v 250 m.a. B, 4v 3 amps, 4v 3 amps C.T., 4v 3 amps C.T., 4v 6 amps C.T. 69/6.

MT/9. 500-0-500v 250 m.a. B, 5v 3 amps, 6-3v 3 amps C.T., 6-3v 6 amps C.T. 69/6.

MT/E150. 350-0-350v 150 m.a. B, 4v 3 amps, 4v 3 amps C.T. 4v 5 amps C.T. 49/6.

MT/A150. 350-0-350v 150 m.a. B, 5v 3 amps, 6-3v 5 amps C.T. 48/6.

All prices post free.

We are still able to offer the **MT/MI MIDGET MAINS TRANSFORMER**

Compact—efficient—versatile in application. Upright mounting. Dimensions, 3" high x 2" x 3".

Primary : 200/230/250v 50-100 cps (screened).

Secondary : 250-0-250v 50 m.a.

5v 2 amps } Rectifier
tapped 4v 2 amps }
6-3v 1.5 amps. 24/-, post free.

Speedy Postal Service C.W.O. or C.O.D.

When sending C.W.O. please include sufficient extra for post and packing

Vallance & Davison Ltd

Dept. S.W.M.

144 BRIGGATE, LEEDS 1

Tel : 29428/9

OUTPUT TRANSFORMERS P.A. SERIES

Multi-Ratio Types. The transformers listed under this heading offer a wide choice of Push-Pull and Single-Ended Ratios. All possible combinations can be matched, within the limits stated below. If, in your amplifier, you use one of these multi-range types, and at some time you wish to make design changes, the output transformer will still be suitable.

TYPE MR/7 Rating 7-10 watts. Heavy duty. Fitted with terminal panel. Ratios available as follows :— 100/1, 100/1 C.T., 66/1, 66/1 C.T., 44/1, 44/1 C.T., 33/1, 33/1 C.T., 36/1, 35/1 C.T., 26/1, 25/1 C.T., 25/1, 22/1, 19/1, 18/1, 14/1. Price 20/9, post free.

List No. MR/15. Rating 15 watts, max. 18 watts. Ratios available single-ended or push-pull : 13, 16, 18, 20, 22, 27, 33, 40, 52, 66 and 80/1. Primary loading 2,000 to 16,000 ohms. Secondary impedance 1 to 30 ohms. Maximum primary current for single-ended stage 90 m.a. For push-pull stage 100 m.a. in each half of primary. Full instructions with each transformer. Price 43/6, post free.

List No. MR/30. Rating 30 watts. Ratios available, single-ended or push-pull, 13, 16, 18, 20, 22, 27, 33, 40, 52, 66 and 80/1. Primary loading 200 to 16,000 ohms. Secondary impedance 1 to 30 ohms. Maximum primary current for single-ended stage 170 m.a. For push-pull stage 170 m.a. each half of primary. Full instructions with each transformer. Price 51/6, post free.

DOUGLAS MIDGET COIL PACK. Medium and Long Waves. Oscillator Coil mounted on wavechange switch with separate aerial coil. I.F. 465 kc/s. Complete, with all trimmers, padders and circuit. Boxed, 23/6, post free.

24v DIMMER SWITCH BOX. Comprising one 200 ohm + 200 ohm wire-wound potentiometer, one 400-ohm potentiometer, with switch (isolating slider from track), one SPDT bakelite toggle switch and two connector sockets. Mounted on bakelite base. Size 6" x 4". New, 2/6, post free.

METERS. Taylor Junior, 120A, £8/8/-. Avomitor, £4/4/-: Universal Avomitor, £8/10/-: Pifco Radiometer, 25/-, plus 9d. (minimum) post and packing.

T.M.C. INTERFERENCE SUPPRESSORS. Bakelite tube type, suitable for suppressing interference caused by domestic appliances, either in the flex lead to the appliance, or the flex lead to the Radio Set. 11/6, post free.

RUCO INTERFERENCE SUPPRESSORS. Similar appliance to the above type but mounted in small black crackle box for screwing to skirting-board or back of receiver cabinet. 17/6, post free.