

Practical

MARCH 1989 £1.30

ISSN 0141-0857

Wireless

The Radio Magazine

FREE WITH THIS ISSUE
HF BAND PLANS DATACARD



PW REVIEW
ICOM IC-3210E DUAL-BANDER

NEW SERIES
PACKET RADIO UPDATE

NiCad BATTERY PROTECTOR

"They said I couldn't work DX with just 100 watts. Especially with a radio that has less than 1000 switches on the front panel.

But the truth is, I'm working lots of DX, more than some of these blockbuster types, thanks to my Yaesu FT-747GX.

You see, my no-nonsense FT-747GX was designed with me in mind, so I can hop around the band fast to nail those DX stations. While the other hams are warming up their amplifiers, I'm working the new country!

My FT-747GX has a super receiver, with a directly-driven mixer for great overload protection. And, Yaesu included the CW filter in the purchase price

(I used the money I saved on postage for the QSL cards!).

And my FT-747GX is loaded with other features. The receiver works from 100kHz straight through 30MHz, and it's a fantastic shortwave broadcast receiver. I can use all twenty memories for that alone! Plus it's got dual VFOs. A noise blanker. Split frequency operation for the pile-ups. And scanning up the band helps me check out openings as they happen.

I just put in the optional crystal oven, and next month I'm going to pick up the FM board.

And with the money I saved when I bought my FT-747GX, I got a second ten-metre antenna for satellite work on the high end of the band. I use my personal

computer to tell me what satellites are going by, and the computer even sets the frequencies on the radio for me.

Now my friends are getting FT-747GX rigs, too. I knew they'd figure out my secret weapon sooner or later. But now I'm setting the pace!

Thanks, Yaesu. You've made a rig that makes sense, at a price I can afford."

South Midlands Communications Ltd

*S.M. House, School Close,
Chandlers Ford Industrial Estate,
Eastleigh, Hants SO5 3BY
Tel: (0703) 255111*

UK Sole Distributor

YAESU

**"They laughed when they saw my radio.
Then they saw my logbook."**



Practical Wireless

The Radio Magazine

MARCH 1989 (ON SALE 9 FEBRUARY 1989)

VOL. 65 NO. 3 ISSUE 984

NEXT MONTH

Transmitter
Two-tone
Testing

Modifying the
Realistic
DX-100
Receiver

Pre-publication
Offer—
Newnes Short
Wave Listening
Handbook

plus
All the usual
features

Don't miss
it—place your
order with your
newsagent now!

On sale
March 9

Contents subject to last-minute revision

- 21 The Simple Contact**
Michael John York G1BKI
- 22 Grounding for the Shack**
John Brown G4UBB
- 25 Packet Radio Update—1**
Roger J. Cooke G3LDI
- 26 Errors and Updates**
PW "Badger", Oct. 1988
RF Operated Relay, Feb 1989
- 28 PW Review**
The Icom IC-3210E Dual-bander
Chris Lorek G4HCL
- 32 Antenna Clinic—Session 3**
F. C. Judd G2BCX
- 34 NiCad Battery Protector**
Ian Hickman
- 42 All About Lamps—1**
J. D. Harris
- 46 Understanding Circuit Diagrams—12**
R. F. Fautley G3ASG
- 48 Wireless in 1928—1**
John D. Heys G3BDQ
- 51 A Tuned CW Loudspeaker**
Richard Q. Marris G2BZQ

Regular Features

71 Advert Index	53 On the Air	41 Snippets
31 Binders	45 PCB Service	69 Subscriptions
38 Book Service	18 PW Services	40 Swap Spot
12 Comment	50 Short Wave Mag	12,18 Write On
14 News Desk		

Editor
Geoff Arnold I.Eng FSERT G3GSR
Assistant Editor
Dick Ganderton C.Eng MIERE G8VFX
Art Editor
Steve Hunt
Technical Features Editor
Elaine Richards G4LFM
Technical Projects Sub-Editor
Richard Ayley G6AKG
Editorial Assistant
Sharon George

Technical Artist
Rob Mackie
Administration Manager
Kathy Moore
Accounts
Alan Burgess
Clerical Assistant
Rachel Parkes

**Editorial and
Advertisement Offices:**
Practical Wireless
Enefco House
The Quay
Poole, Dorset BH15 1PP
☎ Poole (0202) 678558
(Out-of-hours service by
answering machine)
FAX Poole (0202) 666244
Prestel 202671191

Advertisement Manager
Roger Hall G4TNT
PO Box 948
London SW6 2DS
☎ 01-731 6222
Cellphone 0860 511382
FAX 01-384 1031

Advert Copy and Make-up
☎ Poole (0202) 678558

COPYRIGHT © PW Publishing Limited 1989. Copyright in all drawings, photographs, and articles published in *Practical Wireless* is fully protected and reproduction or imitation in whole or in part is expressly forbidden. All reasonable precautions are taken by *Practical Wireless* to ensure that the advice and data given to our readers are reliable. We cannot however guarantee it and we cannot accept legal responsibility for it. Prices are those current as we go to press.

PHOTO ACOUSTICS LTD

58 High Street, Newport Pagnell, Bucks. MK16 8AQ

Telephone

0908 610625



WX-237
WX-337

Receiving weather satellites is a very interesting affair. Every evening you can see the weatherman presenting an overview of the weather conditions using pictures which have been sent to earth by means of weather satellites. These pictures supply extensive information to professional weather bureaux, weather amateurs or others who are interested in the weather. Receiving these pictures at home is relatively simple!

All you need is a weather satellite receiver and a special converter which is needed to transform the received signals into a picture that can be shown on a video monitor.

Photo Acoustics Ltd supplies both types of equipment. Below you will find the specifications of the WX-237 (or WX-337) weather satellite receiver which has exceptionally good qualifications. It is capable of receiving all polar orbiting weather satellites and can also receive the geostationary weather satellite "Meteosat 2" if an appropriate converter from 1.7GHz to 137MHz is used. For this purpose the WX-237 (or WX-337) has a separate antenna connector.

SPECIFICATIONS

- Seven(!) crystal-stable receiving frequencies: 137.15/137.30/137.40/137.50/137.62/137.77 and 137.85MHz.
- Very sensitive: 0.28uV at 12dB sinad
- IF bandwidth: 50kHz (-6dB)

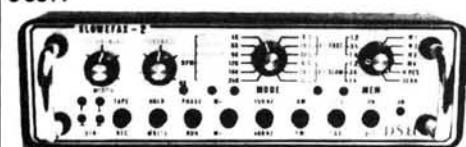
- PLL-detector (no Doppler-shift problems)
- Built-in LF amplifier and loudspeaker
- Squelch control
- Volume control
- Manual frequency selection of Scan
- Frequency lockout, by means of internal switches

- Double superheterodyne principle
- Separate antenna socket for a Meteosat-converter
- 220 volt AC supply (!)

Recommended sales price WX-237:

£250.00 P&P £4.00

WEATHER SATELLITES ● FACSIMILE ● SSTV



"SLOWFAX 2" The SLOWFAX 2 is a multi-function converter for the detection of weather satellite, facsimile and slow scan television signals.

This unique converter is capable of transforming all these narrow band picture signals into high resolution pictures on your video monitor. SLOWFAX 2 combines a high quality level with a relatively low price.

At present the reception of weather satellite pictures is very popular. Many weather satellites orbit around the earth or are located in a fixed position above the earth in the geostationary belt. At regular intervals they send fascinating weather photographs to earth.

Facsimile reception on short or long wave will supply you with a large range of different kinds of interesting pictures like press photo's (many times much better quality than in the newspapers), weather satellite pictures and weather charts.

Slow scan television (SSTV) is a hobby of thousands of enthusiastic radio amateurs all over the world. It is a kind of slow picture transmission via standard audio speech channels. A complete picture can be sent within 8 second (or longer).

You will notice that the SLOWFAX 2 can certainly compete with similar equipment that sometimes is double the price. In brief equipment that should be found in every radio amateurs or Short Wave listeners shack.

SPECIFICATIONS

- 4 picture memories, each 256 x 256 pixels or 1 high resolution memory 512 x 512 pixels
- 32 grey scales
- Scan possibility of 2 or 4 memories in 2 speeds
- Video-output (75ohms, 1volt)
- 2 low frequency inputs (Tape or Receiver)
- Sizes: 25cm x 8cm x 20cm (1xhxw)
- Weight: 2.9kg
- Microprocessor controlled: 4 kbyte software
- 74 IC's, 6 transistors, 22 diodes

- 2 drum speeds: 120rpm and 240rpm
- Automatic or manual synchronisation
- 2 scanning directions (scrolling)
- Sync-tone detector for 300, 450, 832, 840 and 1040Hz
- Contrast and brightness control
- Optional: colour generator!!!

- Automatically scrolling
- Crystal stable drumspeed reference oscillator!

SLOW SCAN TELEVISION (SSTV)

- Reception of all black & white SSTV signals
- 8 sec, 16 sec or 32 sec frame times
- Also possibility of 4 pictures simultaneous on screen
- Width control

WEATHER SATELLITES

- Decoding of all weather satellites: NOAA, Meteor, Meteosat, Cosmos etc.

FACSIMILE

- All drum speeds: 45, 48, 60, 90, 120, 180 and 240rpm
- IOC's: 144, 264, 267, 288, 352 and 576 (approximated)
- 2 shifts: 1900Hz +/- 150Hz and 1900Hz +/- 400Hz
- 4 scanning directions (2 horizontal, 2 vertical), so never a picture upside down or mirror image
- Scanning direction can be changed afterwards!

Recommended sales prices:


Black & white version: **£625.00**
With colour generator: **£695.00**
Postage & packing: **£4.00**

THE MARIFAX-1

WEATHER SATELLITE RECEIVER AND CONVERTER

The weather plays a very important role in our lives. It particularly influences our chances of survival when we undertake a journey, during bad weather the possibility of an accident increases. For this and many other reasons, man wishes to be informed about the weather. Relying on the forecasts made by the official weather bureaux has in some cases proven to be a fatal mistake. One only has to recollect the consequences of the great storm in October 1987. It is now possible to judge for yourself if the official predictions are correct, or you can obtain additional information dedicated to your personal situation. All this can be done by one remarkable piece of equipment: **THE MARIFAX-1**.

It is a weather satellite receiver and converter built into one unit and capable of presenting weather satellite pictures with superb picture quality on any standard black and white video monitor. All you need is a (special) antenna, the Marifax-1 and such a monitor to create a complete weather station. The Marifax-1 is primarily intended for pleasure vessels, merchant navy, weather bureaux, weather amateurs and Short Wave listeners in general.



The Specifications are as follows:

- 4 picture framestores, each 256 x 256 pixels or 1 hi res picture, 512 x 512 pixels
- 32 grey values
- built-in receiver, 5 freq.'s: 137.30/ 40/ 50/ 62/ 85 Mc/s
- Very sensitive: 0.25 uV
- Squelch and volume controls
- Built in scanner
- LF speaker & amplifier
- 2 speeds: 120/240 rpm
- auto scrolling
- contr. & brightness ctr.
- sync-tone detector for 300, 450, 840, 1040 c/s
- 2 write directions
- auto or manual sync.
- micro processor control
- 12 volt DC power supply
- weight: 2.2 kg

BLACK & WHITE VERSION **£675.00**
COLOUR VERSION **£750.00**
POSTAGE & PACKING **£4.00**

TEN TEC EQUIPMENT

Ten Tec Paragon General Coverage HF Transceiver 200W SSB/CW/FSK, 1.8 - 30MHz.



PRICE INCLUDING DELIVERY **£1839.00**

Ten Tec Corsair II HF Transceiver 200W SSB/CW 1.8 - 30MHz.



PRICE INCLUDING DELIVERY **£1200.00**

Ten Tec Argosy II HF Transceiver 100W SSB/CW 3.5 - 30MHz.



PRICE **£589.00**. Carriage **£10.00**

ACCESSORIES FOR TEN TEC EQUIPMENT

Power Supply type 961 for use with either Paragon or Corsair	£215.00	FM Transceiver module for Paragon only	£59.00
250Hz 6 pole ladder filter type 282	£60.00	Voice Synthesiser for Paragon only	£78.00
500Hz 6 pole ladder filter type 285	£60.00	RS-232 interface for Paragon	£59.00
1.8KHz 8 pole ladder filter type 288	£60.00	Remote VFO type 263G for Corsair II	£227.00
Type 705 Electret Desk microphone with cord and connector	£65.00	Power supply type 225 for Argosy II only	£126.69
Type 700C Handheld microphone	£32.00		

FOR MORE INFORMATION ON THE TEN TEC RANGE OF EQUIPMENT, PLEASE SEND A STAMPED ADDRESSED ENVELOPE

AUTHORISED AGENTS FOR KENWOOD, ICOM & YAESU. FULL SERVICE FACILITIES AVAILABLE

SPEND UP TO £1,200 INSTANTLY WITH A PHOTO ACOUSTICS LTD. CREDIT CHARGE CARD — APPLY FOR DETAILS

PART EXCHANGE WELCOME. ASK FOR KERRY G6IZF OR ANDY G4YOW

RETAIL SHOWROOM OPEN MONDAY-FRIDAY 9.30-5.30, SATURDAY 9.30-4.30

Goods normally despatched within 24 hours. Please allow 7 banking days for cheque clearance. Prices correct at time of going to press—E&OE

P
H
O
T
O

A
C
C
O
U
S
T
I
C
S

ARE

COMMUNICATIONS
01-997 4476

**NOW
OPEN SAT
10 am - 1 pm**

SALE EXTENDED

**UNTIL THE END
OF FEBRUARY
BUT HURRY, STOCKS LIMITED**

**GREAT DISCOUNTS ON STOCKS OF
KENWOOD – YAESU – ICOM – BNOS
DATONG
AND A MULTITUDE OF OTHER BITS & PIECES**

	List Price	Our Sale Price		List Price	Our Sale Price
YAESU					
FT767GX HF Transceiver	1599	1399			
FT747 100W compact HF	659	569			
FT736 25W VHF/UHF	1450	1295			
FT965 60-905MHz Receiver	499	429			
FT23 2M H/H TC12	220	195			
FT290 2M Multi mode	429	359			
FT690 6M Multi mode	399	359			
KENWOOD					
TS 440S HF Tcvr 100W (with ATV)	1282	1149			
TS 140S HF Tcvr 100W	862	775			
TS 680S HF plus 6M Tcvr	995	895			
TR 751E 2M Multi mode	599	525			
TM 721E Dual bander	699	599			
TS 530S HF valve PA	927	795			
ICOM					
IC 781 HF Top of range	4500	3900			
IC 761 HF with Auto Tune	2459	2195			
IC 735 Compact HF	979	859			
IC 3210 Dual bander	499	459			
IC 32 Dual bander H/H	387	369			
			B.N.O.S.		
			LPM 50-10-100		
			L144-3-100		
			LPM 432-3-50		
			LPM 432-1-50		
			LP 50-3-50		
			MICROWAVE MODULES		
			432-30 L 30 for 1W		
			DATONG		
			MOST ITEMS AVAILABLE		
			KENPRO ROTATORS		
			KR 400		
			KR 600 SOLD OUT		
			Plus other models		
			ANTENNA		
			Jaybeam SOLD OUT		
			T.E.T. SOLD OUT		
			TOKYO SINGLE BANDERS		
			10-15-20-40 or 80 Metres		
			SSB mobiles 20W PEP	£299	£249

LIST less 20%

**We cannot list all the items
we carry in stock.
So please phone for
prices.**

Opening Hours Mon/Fri 9.30 to 5.30 Sat 10.00-1.00



**ARE Communications Limited, 6 Royal Parade,
Hanger Lane, Ealing, London W5A 1ET, England**
Fax 01-991 2565
Tel 01-997 4476

ICOM

IC-725 Budget HF



- General Coverage Receiver
- 105dB Dynamic Range
- 100W Output
- DDS System
- 26 Memories
- Scanning
- CI-V Computer Control
- Semi Break-in

The new ICOM IC-725 budget H.F. has been produced due to the demand for a simple, high specification transceiver. Despite the limited features, compared to more expensive equipment this set retains a superior level of technical performance necessary to operate on the H.F. bands today.

Additional features include Noise Blanking, Pre-amp, Attenuator, AGC and RIT. The DDS System (Direct Digital Synthesizer) ensures fast Tx/Rx switching times, ideal for Data Communications. An A.T.U. controller is built

into the IC-725 for use with the AH-3 H.F. Automatic Antenna Tuner for mobile or base station operation.

Accessory options available are the PS-55 20A P.S.U., AH-3 Auto Antenna Tuner, UI-7 AM Tx. FM Tx/Rx Unit, FL-100 500Hz CW Filter, FL-101 250Hz CW Narrow Filter and SP-7 External Loudspeaker.

For more information on the IC-725 budget H.F. and other ICOM amateur equipment contact your nearest authorised ICOM dealer or phone us direct.

Icom (UK) Ltd.

Dept PW, Sea Street, Herne Bay, Kent CT6 8LD. Tel: 0227 363859. 24 Hour.

Count on us!

IC-575, 28/50MHz Dual band multimode.

The ICOM IC-575 base station has been developed to meet the demand for advanced communications for the recently acquired 6m band. Similar in appearance to the IC-275/475 2m and 70cm base stations, the beauty of this new transceiver from ICOM is that it gives you the best of both worlds, 6 & 10m in one compact unit. The IC-575 covers 28-30Mhz and 50-54Mhz.



Operating modes are SSB, CW, AM & FM. Power output is 10 watts (AM 4 watts) with a front panel control to reduce output for QRP operations. A pass band tuning circuit narrows the I.F. passband width, eliminating signal in the passband. A built-in notch filter eliminates beat signals with sharp attenuation characteristics.

Some PLL systems have difficulty meeting the lockup time demands placed on them by new data communications. This is why ICOM developed the DDS (Direct Digital Synthesizer) method. With a lockup time of just 5msec the DDS method allows the IC-575 to handle data communications such as packet or AMTOR. 99 programmable memories can store frequency, mode, offset frequency and direction. A total of four scanning functions for easy access to a wide range of frequencies, memory scan, programmed scan, selected mode memory scan and lock out scan. The IC-575 has an internal A.C. power supply, but can also be used on 13.8v DC for mobile or portable operation.

Optional accessories available are the UT36 voice synthesizer, the IC-FL83 CW narrow filter, SM7 external loudspeaker, HP2 communication headphones and SM8/SM10 desk microphones. Other transceivers available in this range are: IC-275E 2m multimode 25w, IC-275H 2m multimode 100w, IC-475E 70cm multimode 25w, IC-475H 70cm multimode 75w.

IC-505, 50MHz Transceiver

The IC-505 is a 6mtr BAND SSB, CW, FM (Optional) transceiver. It can be used as a portable or like other transceivers of this type as a base station unit. When used with an external 13.8v power supply the 505 gives 10 watts RF output, 3 watts or 0.5 watts on low power is available when using internal batteries. Other features include 5 memories with memory scan, program band scan, dual VFO's with split operation.

The easy-to-read LCD readout includes frequency, memory scan and call modes. Full metering of battery condition signal strength and power output is provided. When fitted with the optional EX248 FM unit the IC-505 offers 50MHz operation at an affordable price.



Helpline: Telephone us free-of-charge on 0800 521145, Mon-Fri 09.00-13.00 and 14.00-17.30. This service is strictly for obtaining information about or ordering Icom equipment. We regret this cannot be used by dealers or for repair enquiries and parts orders, thank you.

Datapost: Despatch on same day whenever possible.

Access & Barclaycard: Telephone orders taken by our mail order dept, instant credit & interest-free H.P.




SMC

South Midlands Co

SCHOOL CLOSE, CHANDLERS FORD IND. EST., EASTLEIGH, HANTS

FREE FINANCE - BUY NOW SAVE MONEY

NEW IMPROVED FT767GX



Yaesu have upgraded this popular HF and VHF/UHF base station transceiver. The improved version is now available with enhanced synthesiser performance and VFO tuning rate. Read Chris Lorek's review in "Ham Radio Today".

- ★ ALL MODE LSB/USB, CW, FSK, AM & FM
- ★ All BAND Transmit, General Coverage Receive
- ★ Optional VHF/UHF units (6M, 2M & 70cms)*
- ★ 100% DUTY CYCLE (Key down CW for 30 mins)
- ★ Built in AUTOMATIC ATU (One memory on each band)
- ★ Computer & Packet radio compatibility

OPTIONAL ACCESSORIES

50/767 6M Unit 10W O/P	£169.00	FL7000 500W PEP HF Linear	£1600.00
144/767 2M Unit 10W O/P	£169.00	SP767 External Speaker	£69.95
430/767 70Cms Unit 10W O/P	£215.00	FIF232C Computer Interface	£75.00

For existing owners of the FT767GX who purchased their sets through Yaesu's official UK distribution network, Yaesu are offering an upgraded local unit for a nominal charge. Please contact us for details.

**NEW
NEW
NEW
NEW
NEW
NEW
NEW
NEW
NEW
NEW**

An FT23R with a KEYPAD – NEVER! OH YES . . .



Yaesu have done what some thought was impossible with a miniature handheld, yet Yaesu's engineers complacently claim, "Well wasn't it the next logical step!!".

Let us introduce you to the new FT411 2m and FT811 70cm handhelds.

- 5 Watt RF output
- Built in vox
- 49 Memory channels
- Adjustable powersave
- Automatic power shut off

Are just a few of the many features and whats more all the accessories are the same as the FT23R range.

FT470 DUAL BANDER

Yaesu with their pioneering FT27R dual band handheld have studied the market and watched their competitors for some time, now they have introduced a new handheld with so many outstanding features that it would put to shame even some of their competitors dual band mobiles. Outstanding features such as:

- Full duplex cross band operation
- Dual band receive
- Dual display indication
- Programmable powersave
- Automatic power shut off

All accessories compatible with FT23 range.

"Well done Yaesu we think the lights will be burning late at your competitors factories."



NEW MODELS ONLY AVAILABLE FROM AUTHORISED YAESU DEALERS

LEEDS
SMC (Northern)
Nowell Lane
Industrial Estate
Leeds LS9 6JE
0532 350606
9.5.30 Mon-Sat
Closed Sat afternoon

CHESTERFIELD
SMC (Midlands)
102 High Street
New Whittington,
Chesterfield
0246 453340
9.30-5.30 Tues-Sat

BUCKLEY
SMC (TMP)
Unit 27, Pinfold Lane
Buckley, Clwyd
0244 549563
10-5 Tues, Weds, Fri
10-4 Sat

JERSEY
SMC (Jersey)
1 Belmont Gardens
St. Helier, Jersey
0534 77067
9-5 pm Mon-Sat
Closed Wed

N. IRELAND
SMC N. Ireland
10 Ward Avenue
Bangor
County Down
0247 271875

BIRMINGHAM
SMC (Birmingham)
504 Alum Rock Road
Alum Rock
Birmingham B8 3HX
021-327 1497/6313
9.00-5.00 Tues-Fri
9.00-4.00 Sat

AXMINSTER
Reg Ward & Co Ltd
1 Western Parade
West Street,
Axminster
Devon EX13 5NY
Axminster (0297) 34918
9-5.30 Tues-Sat



Southampton Showroom open 9.00-5.00 Monday to Friday, 9.00-1.00 Saturday. Service Dept open Mon-Fri 9.00-5.00

AGENTS: JOHN DOYLE, TRANSWORLD COMMS, NEATH (0639) 52374 DAY (0639) 2942 EVE

DAVID STENNING, G4JA, LOUTH 0507 604967, (024024) 4378 EVE.

ONEY — 0% INTEREST

**SUBJECT
TO
STATUS**

FANTASTIC PERFORMANCE, REALISTIC PRICE



FT747GX HF TRANSCEIVER

The FT747GX is a compact SSB/CW/Am and (optionally) FM transceiver providing 100 watts of PEP output on all hf amateur bands, and general coverage reception continuously from 100kHz to 30MHz. A front panel mounted loudspeaker and clear, unobstructed display and control layout make this set a real joy to use. Convenient features include operator selectable course and fine tuning steps optimized for each mode, dual (A/B) vfos, along with twenty memory channels which store mode and skip-scan status for auto resume scanning of selectable memories. Eighteen of the memories can also store independent transmit and receive frequencies for easy recall of split-frequency operations. Wideband (6kHz) AM and narrowband (500Hz) CW IF filters are included as standard along with a clarifier, switchable 20dB receiver attenuator and noise blanker. User programming for more advanced control by an external computer is possible through the CAT (Computer Aided Transceiver) System. The transmitter power amplifier is enclosed in its own diecast aluminium heat-sink chamber inside the transceiver, with forced-air cooling by an internal fan allowing full power FM and packet, RTTY, SSTV and AMTOR operation when used with a heavy duty power supply.

FT4700RH DUAL BANDER

The
SUPREME
PERFORMER

ONLY

£675 inc VAT



The FT4700RH is the second Dual Band FM Mobile to come from the Yaesu stable. Combining high performance with excellent reliability and ease of operation. The transceiver can be operated either mobile or fixed base (with the optional FP700 PSU) and the power output of 50w on 2m and 40w on 70cms is enough for all but the most difficult situations.

Full duplex crossband operation is available with a whole new look and features. A trunk mounting kit, the YSK4700, is optional, enabling dashboard mounting of the front panel controller and remote mounting of the main unit.

The FT4700RH has a dual receive facility provided with independent squelch control and mixing balance so you can listen for calls on one band while working the other.

All the latest scanning functions are included as well as 10 memories on each band.

Only buy from authorised dealers to ensure the best possible after sales service - think of the future.

IMPROVED PERFORMANCE AT NO EXTRA COST!



OPTIONAL ACCESSORIES

FP757HD Heavy Duty PSU £239.00 FAS-1-4R Remote antenna Sw £80.00
FP757GX Light Duty PSU £69.00 FC757AT Automatic ATU £349.00
FL7000 500W solid state linear Amplifier £1600.00

The FT757GX, an already popular high performance fully featured HF mobile/base has now been further refined, by YAESU, to enhance the existing pleasure and ease of operation, with no detriment to the electrical performance. The main changes incorporated are new push button mode selection, a new notch filter for improved reception on those crowded bands and improved VFO tuning rates for smoother frequency changes.

- ★ All mode SSB (USB+LSB) CW, AM and FM
- ★ All Band Tx (General Coverage RX)
- ★ 100% Duty cycle (100W, CW, FM 25W AM)
- ★ Pushbutton mode selection
- ★ Switchable VFO steps (All modes)
- ★ New Notch Filter
- ★ Dual VFOs and 10 memories (Freq & Mode)
- ★ Computer compatibility (with optional interface)

NOW EVEN BETTER the FT757GX MK2

FROM 1ST JAN 1989 SMC NORTHERN (LEEDS) WILL CLOSE SATURDAY AFTERNOONS

*FREE FINANCE ON SELECTED ITEMS

On many regular priced items SMC offers Free Finance (on invoice balances over £120) 20% down and the balance over 6 months or 50% down and the balance over a year. You pay no more than the cash price!

Details of eligible items available on request

*Subject to status.

Free interlink delivery on major equipment

Small items, Plugs, Sockets, etc by post £1.75. Antennas, cables, Wires & larger items. Lynx up to £5. Interlink delivery available, upon request for items other than radios from £7.30 depending on weight. Same day despatch whenever possible.


YAESU DISTRIBUTOR WARRANTY

Importer warranty on Yaesu Musen products. Aply staffed and equipped Service Department. Daily contact with the Yaesu, Musen-factory. Tens of thousands of spares and test equipment.

PRICES & AVAILABILITY SUBJECT TO CHANGE WITHOUT PRIOR NOTICE

NEVADA

THE UK'S SCANNER SPECIALISTS



BLACK JAGUAR MkIII

The new Mark III is probably our most popular handheld scanner with 16 channels of memory and a sensitive receiver. Selectable AM or FM reception and the facility to power the set from the mains or car using one of the many accessories now available.

Frequencies: 28-30 MHz, 50-88 MHz, 115-178 MHz, 200-280 MHz, 360-520 MHz

£199 NEW LOW PRICE

Black Jaguar Accessories

(suitable for all models BJ200 Challenger etc.)

- Mobile Mount £6.95
- Base Mount £5.95
- BJ1 Car Supply (Mk III version only) £14.95
- BCA6 Mains Slow / Fast Charger £14.95
- Airband Rubber Duck Antenna £6.00
- SA7 UHF Stub Antenna £4.95

We are the UK Distributors for Bearcat Scanners Handheld Scanners

- Bearcat 55 XLT £99.00
- Bearcat 70 XLT £149.99
- Bearcat 100 XL £189.99
- Bearcat 100 XLT £199.99
- Bearcat 200 XLT (including 900 MHz) £249.00

Base/Mobile Scanners

- Bearcat 175 XLT £169.99
- Bearcat 210 XLW £179.99
- Bearcat 580 XLT £199.00
- Bearcat 800 XLT (including 900 MHz) £229.00
- Bearcat 950 XLT (including 900 MHz) £269.00

New Models - Just Arrived

- COBRA SR925 Base Receiver** - Ideal for aircraft enthusiasts. Covers 29-54 MHz, 118-174 MHz, 406-512 MHz. £149.00
- AOR 800 Handheld with 900 MHz** £199.00
- AOR 900 Handheld with 900 MHz** P. O. A.
- AOR 2002 Base with full coverage** £487.00
- AOR 3000 New Broadband Base Model** P. O. A.
- SAB9 MW and Airband Handheld** £19.95
- Sony Air 7 Handheld - Airband** £249.95
- Sony Pro 80 Handheld - Wide band** £349.95

NEW LOW LOSS JAPANESE COAX

Essential for best performance with wideband UHF scanners. We have directly imported this cable which has exceptional low loss.

Frequency	5D	8D	10D
Loss/mtr @ 100 MHz (dB)	0.055	0.039	0.031
Loss/mtr @ 400 MHz (dB)	0.121	0.085	0.068
Loss/mtr @ 1 GHz (dB)	0.187	0.130	0.105

Price per meter	£0.56	£1.40	£1.99
-----------------	-------	-------	-------

DISCONE ANTENNAS - New British Made Antennas

Nevada WB1300 (25-1300 MHz)

Wideband Top of the range stainless steel £59.95

Nevada Discone (50-700 MHz)
High Quality
8 Element
£24.00



**USE YOUR CREDIT CARD FOR IMMEDIATE DESPATCH
HOTLINE (0705) 662145**

NEVADA COMMUNICATIONS
189 London Road, North End,
Portsmouth PO2 9AE. Telex: 869107

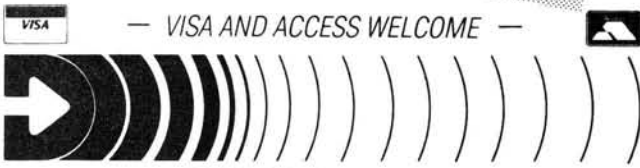


D A T O N G
E L E C T R O N I C S L I M I T E D

For products you can rely upon to give amazing results

For information on **Active Antennas, RF Amplifiers, Converters, Audio Filters, the Morse Tutor and Speech Processors** send or telephone for a free catalogue and selective data sheets as required. All our products are designed and made in Britain.

Orders can be despatched within 48 hours subject to availability.



DATONG ELECTRONICS LTD

CLAYTON WOOD CLOSE, WEST PARK, LEEDS LS16 6QE. TEL. 0532 744822.

RST

RST MAIL ORDER CO.
LANGREX SUPPLIES LTD,
1 MAYO ROAD,
CROYDON,
SURREY CR0 2QP.
**SPECIAL EXPRESS
MAIL ORDER SERVICE**

AZ31	£p	EM81	2.50	PL519	6.00	6AK5	5.99	6KD6	12.00
CL33	4.00	EM87	2.50	PL802	6.00	6AL5	1.50	6L6G	7.50
DY867	1.50	EN91	6.50	PY33	2.50	6AM6	6.02	6L6GC	7.50
DY802	1.50	EY51	2.75	PY81	1.50	6AN5	4.75	6L7	2.50
EB8CC	10.33	EY86	1.75	PY82	1.50	6AN8A	3.50	6L6E	7.50
E180F	12.05	EY88	1.75	PY83	1.25	6AQ5	3.25	6Q7	3.75
E810F	35.48	EY500A	3.00	PY88	2.00	6AR5	25.00	6RH8B/KN8	
EABC80	1.25	EZ80	1.50	PY500A	4.00	6AS6	8.66	6SA7	10.00
EB91	1.50	EZ81	1.50	PY800	1.50	6AS7G	8.75	6SA7	3.00
EBF80	1.50	GY501	3.00	PY801	1.50	6AT6	1.25	6SC7	2.75
EBF89	1.50	GZ32	4.00	PY801	1.50	6AUSGT	5.00	6SG7M	2.50
ECB1	8.00	GZ33	4.75	QV02-6	38.00	6AU6	2.50	6SJ7	3.25
ECC33	4.50	GZ34	5.00	QV03-10	26.25	6AW8A	3.75	6SK7	3.50
ECC35	4.50	GZ37	4.75	QV03-20A		6B7	3.25	6SL7GT	3.00
ECC81	1.75	KT61	5.00		48.38	6B8	3.25	6SN7GT	3.00
ECC82	1.75	KT66	15.00	QV06-40A		6BA6	1.50	6SS7	2.75
ECC83	1.75	KT77	12.00	QV03-12	6.80	6BE1	5.00	6URA	2.25
ECC85	1.75	KT77	12.00	R18	3.00	6BE6	1.50	6V6GT	4.25
ECC88	3.50	KT88	15.00	R19	9.24	6BH6	2.50	6XA	3.00
ECC91	8.93	N78	15.00	SP41	6.00	6BJ6	2.25	6X5GT	1.75
ECF80	1.50	OA2	3.25	SP41	6.00	6BN6	2.00	12AX7	1.75
ECH35	3.00	OB2	4.35	SP61	4.00	6C7A	3.50	12BA6	2.50
ECH42	3.50	OC3	2.50	U19	13.75	6BR7	6.00	12BE6	2.50
ECH81	3.00	OD3	2.50	U25	2.50	6BR8A	3.50	12BY7A	3.00
ECL80	1.50	PC86	2.50	U26	2.50	6BS7	6.00	12E1	20.00
ECL82	1.50	PC88	2.50	U37	12.00	6BW6	6.00	12HG7	4.50
ECL83	3.00	PC92	1.75	UAB80	1.25	6BW7	1.50	30F1/2	1.50
ECL86	1.75	PC97	1.75	UBF80	1.50	6BZ6	2.75	30P4	3.75
EFC37A	5.00	PC900	2.00	UCH42	2.50	6CA	1.25	30P19	2.50
EF39	2.75	PCF80	2.00	UCH81	2.50	6C6	3.50	30PL13	1.80
EF41	3.50	PCF82	1.50	UCL82	1.75	6CB6A	2.50	30PL14	1.80
EF42	4.50	PCF86	2.50	UCL83	2.75	6CD6GA	5.00	57Z8	65.00
EF50	2.50	PCF801	2.50	UF89	2.00	6CL6	3.75	805	45.00
EF54	5.00	PCF802	2.50	UL41	8.00	6CH6	13.00	872A	28.00
EF55	3.50	PCF805	1.70	UL84	1.75	6CW4	8.00	807	3.75
EF80	1.75	PCF808	1.70	UY41	4.00	6D6	3.50	811A	18.33
EF86	5.00	PCH200	3.00	UY85	2.25	6D05	7.50	812A	52.50
EF91	2.95	PCL82	2.00	VR105/30	2.50	6D06B	4.75	866A	35.00
EF92	6.37	PCL83	3.00	VR150/30	2.50	6EA8	3.00	872A	28.00
EF183	2.00	PCL84	2.00	Z759	25.00	6EH5	1.85	931A	18.50
EF184	2.00	PCL85	2.50	Z803U	25.00	6F6	3.00	2050	7.50
EH90	1.75	PCL86	2.50	2D21	3.25	6GK6	3.50	5763	6.80
EL32	2.50	PCL805	2.50	3B28	50.00	6H6	3.00	5814A	4.00
EL33	5.00	PD500	6.00	4CX250B	58.00	6HS6	3.77	5842	12.00
EL34	6.00	PFL200	2.50	5R4G	5.50	6J5	4.50	6080	14.00
EL36	2.50	PL36	2.50	5V4G	2.50	6J6	8.93	6146A	12.00
EL180	25.00	PL81	1.75	5V4G	2.50	6J7	4.75	6146B	12.00
EL81	5.25	PL82	1.50	5Y3GT	2.50	6JB6A	7.50	6550	12.50
EL84	2.25	PL83	2.50	5Z3	4.00	6JEC6	7.50	6883B	12.50
EL86	2.75	PL84	2.00	5Z4GT	2.50	6JSC6	9.00	6973	7.50
EL91	7.39	PL504	2.50	6XCL2	1.75	6K6GT	2.75	7025	4.50
EL95	2.00	PL508	6.00	6Y87	3.00	6K7	3.00	7027A	9.00
EL360	18.50	PL509	6.00	6A46	5.00	6K8	3.00	7586	15.00
								7587	23.00

Tel: 01-684 1166 Fax: 01-684 3056

Open daily to callers: Mon-Fri 9 a.m.-4p.m.

Valves, Tubes and Transistors - Closed Saturday Terms C.W.O. only, allow 7 days for delivery.

Prices excluding VAT add 15% Quotations for any types not listed S.A.E.

Post and packing £1.00 per order

Telex 946708

Prices correct when going to press

WSE — HAM RADIO STORE

ALINCO 2M FM ALR22E

The budget 2m FM rig that is low on price but high on spec. 25 watts with a rx coverage that extends from 140-170MHz (optional). Hundreds in use. For the full spec. see last months advert or send for full colour brochure.



£249

AZDEN PCS-6000 2M FM + AIRBAND!

This rig is unique. It provides 25 watts of FM on 144-146MHz plus full receive coverage from 108-180MHz AM/FM. 20 memories any duplex split in any memory, auto tone-burst, listen on input etc. etc. The airband section has been purpose designed for the job. Send today for colour brochure.



£329

ALINCO DJ-100E 2M FM

Latest rig from the ALINCO stable, this handheld has been developed from the successful ALX-2E. Now incorporating LCD display and 10 memory channels it will fit into even small pockets! The extended receive range cover 140-170MHz and there are no extras to buy. Chris Lorek says in Ham Radio Today, "a lovely little transceiver with a very impressive technical performance."

DJ-100E 2M FM

NEW

IN STOCK

£219



ALINCO ALD-24E Dual Bander

If you thought that dual band rigs were expensive, then look again at this one. It gives true duplex operation with a single antenna output. Basically 2 rigs in one box, it has a superb specification covering 2m & 70cms FM. Extended receive coverage is possible upon request. Probably the most cost effective rig on the market. Send for full details today.



£449

ALINCO 2M AMPLIFIERS

These amplifiers will give you the means of boosting the output from any handheld into a full blown 30-50 watt signal. Each one has a built-in receive pre-amp and requires approx 3 watts of drive. Rugged construction, full protection and both hard switching and RF sensing are features you'll appreciate. They also provide a 10V output for direct operation of handhelds from car supply. Send for details.

SSB/CW/FM



ELH-260D 50W £119
ELH-230D 30W £75

SONY COMMUNICATIONS

ICF2001D	150kHz - 30MHz + Air	£297.00
ICF7600DA	150kHz - 30MHz AM + FM	£127.00
ICF7600DS	150kHz - 30MHz SSB/AM + FM	£157.00
ICFSW1	150kHz - 30MHz AM Compact	£147.00
ICFSWIS	As above with full kit etc	£247.00

QRP HF TRANSCEIVERS

Single banders for 80; 40; or 20m with 2 Watts output SSB/CW. Fits into the pocket but can work the DX. These rigs have provided us with some fun recently, and they could do the same for you. Ideal for holidays, hotels or just a new challenge. Go anywhere, no TVI and beautifully engineered. VXO control, IRT, and a host of other features. We got 569 for LA2 on 80m with an indoor wire and W's on 20m! Send for specification.

SSB/CW



***£179**

BOOKS & FREQUENCY LISTS

THE BOOKS THAT ARE USED BY THE PROFESSIONALS, NEWS AGENCIES, RADIO STATIONS, ETC.

UK Listeners Confidential Frequency List 1.6 to 30MHz	£6.95
Complete Guide to VHF/UHF Frequencies 25 to 2GHz	£5.95
VHF/UHF Airband Guide to Commercial & Military. Pub Aug 1988	£5.95
HF Oceanic Airband Communications 1988	£3.50
The Secret of Learning Morse Code	£4.95
Pocket Guide to RTTY & FAX Stations	£2.95
Marine Radio Frequency Guide HF & VHF (available end of February)	Phone
Airband Radio Handbook Second Edition	£5.95
Air Traffic Control by D Adair	£6.99

DIAMOND POWER METERS

A superb range of VSWR & Power meters from a very famous stable! All with new styling and RMS/PEP readings.

SX-100 1.6 to 60MHz up to 1kW	£95.00
SX-200 1.8 to 200MHz up to 200W	£65.00
SX-400 140-525MHz up to 200W	£79.00
SX-600 1.8 to 525MHz up to 200W	£119.00
SX-1000 1.8 to 1300MHz up to 200W	Phone

Send for spec. sheet.



ADONIS MICROPHONES

AM-303G

Used by many stations to provide that distinctive voice quality on either FM or SSB. A switch selects the correct response for each mode. Touch buttons provide the PTT and the omni-directional microphone gives the distinctive quality that hand mics just can't match. Works with any rig and includes up/down controls.

£49.95



AM-503G

As above but with speech compressor. £65.95

BULK PURCHASE OFFER! 2M Handhelds for £179

This is your chance to make a big saving. We've purchased the end of production runs of ALINCO ALX2E micro handheld and ALM203E models. Both fully guaranteed for 12 months. We've got leaflets but limited stocks. So act now as we doubt that stocks will last beyond 4 weeks!

ALX2E £179 ALM203E £199

ICFPRO80	150kHz-225MHz SSB/FM	£297.00
ICFAIR7	108-174MHz + FM Broadcast	£227.00
ANI	Active short-wave antenna	£49.00
ACD4M	Mains power supply charger	£19.95
BP23	Ni-cad pack for AIR7/PRO80	£16.95
DCC127A	12v PSU/charger	£24.95



RETAIL & MAIL ORDER:- 18-20, Main Road, Hockley, Essex SS5 4QS.

Tel: (0702) 206835, 204965

RETAIL ONLY:- 12, North Street, Hornchurch, Essex RM11 1QX.

Tel: (04024) 44765

Visa and Access by telephone. 24hr. Answerphone.



From the makers of the world renowned STAR MASTERKEY a new MORSE KEYBOARD.

Send perfect morse as easily as typing a letter. It has never been as easy to send morse.

Variable transmission. Speed 1-99 wpm or 100-200-300-400 wpm for Meteor Scat operation.



£199.95
INC VAT
P&P £5

4 Message Memories each of 255 characters.
26 scratch pad memories each of 127 characters.
All memories stored on non volatile Ram. Messages stored for up to 5 years.

Indication of speed on 7 segment display.

Indication of operating mode on leds. Sidetone and relay output for all types of transmitter.

Full QWERTY keyboard with real keys.


Metal cased for RF immunity.



STAR MASTERKEY CMOS MEMORY KEYS
8 MEMORIES, BEACON MODE, DIRECT & GRID BLOCK KEYING. FULL DETAILS IN PREVIOUS ADS. STILL ONLY **£95.00**



STAR MASTERKEY MKII
DOT-DASH MEMORIES IAMBIC OR SIDE SWIPE, SEMI AUTOMATIC MODE, 12 VOLT OR INTERNAL BATTERY. **PRICE £54.70**



FULL RANGE OF BENCHER KEYS

POST, PACKING AND INSURANCE ON EITHER KEYS £3.00

FULL RANGE OF KENWOOD PRODUCTS STOCKED
We are also stockists of DAIWA—POCOM—JRC—TAR—TASCO TELEREADERS—MICROWAVE MODULES—B.N.O.S.

Dewsbury Electronics, 176 Lower High Street, Stourbridge, West Midlands.
Telephone: Stourbridge (0384) 390063/371228



Instant finance available subject to status. Written details on request.



SPECIAL OFFER ON WORLD BAND RADIO



MATSUI WORLD BAND RECEIVER WITH A COMPREHENSIVE WORLD WIDE 'WAVE HANDBOOK'

- PLL Synthesized tuner
- Full AM frequency 150-29999 kHz
- 5 Tuning Functions
- 9 station pre-sets
- FM Stereo through headphones
- 12 separate Shortwave Bands
- Full AM band for LW/MW/SW
- Sleep timer from 10 to 90 minutes
- Separate Bass and Treble controls
- Adjustable RF Gain control
- External Aerial Socket
- Illuminated display for night use
- LED Signal Strength indicators.

Model MR 4099.

**SPECIAL
£10 SAVING†**
SPECIAL OFFER PRICE

£89.99

OR JUST £5 PER MONTH*

† **JUST TELL US WHERE YOU SAW THIS ADVERT AND SAVE £10**

FOR YOUR NEAREST STORE RING
01-200-0200

TO ORDER YOUR RECEIVER BY PHONE JUST RING 021-236 7676

(Ask for Audio Department) QUOTING YOUR ACCESS OR VISA CARD NUMBER. PLEASE NOTE £10 WILL BE ADDED TO COVER DELIVERY COSTS. DELIVERY WILL BE IN 3 WORKING DAYS. TO ORDER BY POST SEND A CHEQUE FOR £99.99 (includes delivery costs) TO CURRYS AUDIO DEPARTMENT, 5-11 MARTINEAU WAY, UNION STREET, BIRMINGHAM B2 4UJ.

*UP TO £1000 INSTANT SPENDING



Pay in easy monthly instalments with BudgetCard 10% deposit required with first purchase

UP TO 4 YEAR GUARANTEE

Extend your guarantee up to 4 years depending on purchase - with Coverplan.

Saving based on products sold at Currys Birmingham Branch. Currys are licensed credit brokers. Written details of BudgetCard from Currys Ltd, 46-50 Uxbridge Road, London W5 2SU. All items subject to availability.

Currys
BIGGEST CHOICE, LOWEST PRICES - GUARANTEED



The Future of Amateur Radio

With a new piece of legislation which came into effect on 8 August 1988, the rights of the British radio amateur have been irrevocably undermined.

The RSGB is now taking up pages of *RadCom* trying to appease thousands of angry amateurs in an attempt to close the stable door after a team of horses has bolted.

It was not their fault, of course, and the clause in the new licence was for advice only. It was all due to something called a Statutory Instrument put through

Parliament in July totally unopposed by the RSGB because they presumably knew nothing about it. Even if they did know about it they did not fight it as they have a good relationship with the DTI and it wasn't really aimed at the amateur fraternity but at those CB pirates, who don't exist as far as the RSGB is concerned anyway.

The purpose of the Statutory Instrument was to prevent pirate radio users from acquiring equipment designed for 10m and using it on the neighbouring 26.065–28.000MHz band, but it also prohibits the assembly of 10m apparatus or the conversion of illegal multimode CB equipment to legal amateur use—why?

I would have thought it was in the interests of the DTI for amateurs to soak up these rigs and put them to legal use.

The DTI are kindly going to allow individual amateurs the privilege of converting

any such sets in their possession, but first they have to admit in writing that they are in possession of transmitting apparatus in contravention of the Wireless Telegraphy Act 1949 and subsequent legislation. This privilege will not continue indefinitely but will be withdrawn in the not too distant future. Thereafter, the men from the RIS will be seizing such apparatus from the amateur and presumably following through with court action.

What next? Will there be another Statutory Instrument banning the importation and possession of h.f. transceivers with general coverage receive capability, on the grounds that these are also used by the 6.5MHz pirates who have them modified for general coverage transceive use. What about all those old FT-101s with 11m transceive included as standard? And the modern black boxes covering well

outside the h.f. amateur band limits?

With the vast majority of amateurs using black boxes to exchange generally meaningless jargon, and undertaking little construction or development work, their contribution to Britain's technology is small compared to their nuisance value to their neighbours. BCI and TVI is still a great problem for most amateurs, and many cases occur solely due to the inability of domestic hi-fi and TV equipment to cope with any sort of nearby radio transmission. The poor amateur is put in an almost impossible position, as to obtain proof of the cause of the interference, the neighbour has to pay a substantial sum to the RIS. Rather than do that he gets a petition from the rest of the street and presents it to the local MP to get the amateur station closed down.

The RSGB is apparently

PW COMMENT

The Future

IN OUR STAR LETTER THIS MONTH, Tony Nailer paints a gloomy picture of the future facing amateur radio at the present time.

Taking his last point first, of the decline in home construction, this is very much a vicious circle of ever-reducing levels of supply and demand for radio components, with a seemingly insatiable demand for all-singing, all-dancing, lights-flashing, beepers-beeping, black boxes, rather than the personal satisfaction of using a piece of home-built equipment.

With the increasing sophistication of modern communication techniques, it is pointless to hanker after the total home-build situation of 50 years ago. It is equally unrealistic to demand that anyone with an interest in amateur radio must prove themselves capable of building and aligning an s.s.b. transceiver before they can hold a licence. The black box is here to stay. We must, though, encourage and maintain an interest in home construction at all technical levels if newcomers are to be drawn into the hobby, and if amateur radio is to continue to be looked upon favourably by governments in the battle for spectrum space.

For that reason, I find the facts surrounding the infamous clause (aa) in the new UK Amateur Licence particularly worrying. I can understand why the DTI wanted to have yet another try at closing all the loopholes in the ill-drafted previous legislation aimed at curbing illegal CB operations. What I question is whether this is an effective and fair way to do it. From the RSGB's pronouncements on clause (aa) and the related Statutory Instrument, it is fairly obvious that they knew nothing about either of them until the new licence format was made public.

We had heard nothing of the new Statutory Instrument at our editorial offices prior to that, either, but that is perhaps not too surprising. It has long been my experience that some pieces of new legislation are trumpeted from the rooftops for months or even years in advance, with full-page newspaper adverts and ministerial TV interviews, whilst others, frequent-

ly just as important and often more so, are slipped quietly into effect. To monitor them all is an expensive and time-consuming business unless you are regularly in touch with the corridors of power, as the RSGB claims to be with the DTI.

Certainly, there has been legislation, in the form of Acts of Parliament and Statutory Instruments, in existence for some years which limited dealings in or use of transmitting equipment which includes coverage of the 28–29.7MHz amateur band. I doubt though that it was known about, let alone understood, by more than a handful of UK licensed amateurs, especially since equipment covering that band was apparently freely imported, advertised and sold. The new UK Amateur Licence makes reference to no less than eight items of national and international regulations and law, and these are by no means all that affect a radio enthusiast. It is a long-established principle that "ignorance of the law is no excuse", though it is questionable how fair that may be when much of the law is unpublished, and even more of it is all but incomprehensible.

Finally, on the question of the proposal for a Novice or Student licence (I notice from the January 1989 issue of *RadCom* that a majority favour the Novice title), *Practical Wireless* supports the principle of such a licence, in the hope that it would attract new blood to the hobby.

I think that the decision by RSGB Council some years back, effectively to ignore the existence of CB, was probably one of the most damaging which they have ever made for our hobby. Some of the affiliated clubs and societies ignored this official line, thank goodness, and welcomed keen local CBers with open arms, teaching them the benefits and the responsibilities that come from the wider scope of amateur radio. Many of those clubs have been strengthened as a result.

Again, I can understand that there was a wish in Council to stress the differences between CB and amateur radio. It is interesting to speculate, however, what the state of amateur radio in the UK would have been now, had they decided upon a positive, rather than a negative, line of action to achieve that end.

Geoff Arnold

putting great effort into attracting new blood into the hobby, and at last putting strong emphasis on the practical aspects rather than just portraying the average shack as being filled with commercial boxes. The only time the average amateur uses a soldering iron is to put a plug on the end of a piece of coaxial cable.

The cost of transceivers continues to rise and as they do so the type of person who can afford them also changes. When the elders of our hobby ask where is the new blood, the answer is that many otherwise interested persons are put off by the cost of the equipment.

I believe that there is little in amateur radio to compare with the feeling of achievement when a contact is made using a piece of home-built apparatus. Obviously, there are different problems encountered with home construction these days

compared with the valve era. Though chassis-bashing may have gone, it has been replaced by the problems associated with making printed circuit boards.

Luckily, there are a few firms who supply components or kits for radio equipment or accessories via mail order, and tried and tested designs are published in the various magazines, but the handy local shops full of components and technical assistance have nearly all died out due to lack of trade.

If amateur radio is to have any future we all must start to experiment and construct more and exchange useful information about radio science both on the air and through our journals. Otherwise, we are not meeting our prime directive, viz: The self-training of the Licensee. Will the last British amateur please turn the lights off and lock the shack door behind him!

**A. Nailer G4CFY
Dorchester.**

Customs

Following the review in May 1988 *PW*, I sent for a SuperSCAF kit from AFtronics in Longwood, California. I am pleased to say that the kit arrived safely after five weeks, having been delayed by UK Customs. The SuperSCAF is an excellent product and I endorse everything said by Christopher J Page G4BUE in his review.

It may be worth pointing out to your readers, however, that the overall cost is around £125, a trifle higher than suggested in the article. The reason is UK Customs duties, which can add between 4 and 14 per cent to the basic kit value, and then good old VAT on top of this.

If any UK amateurs are considering purchasing any components, kits or complete equipment from overseas it would be as well to bear the overall costs in mind. A phone call to your local Customs and Excise office might be worthwhile before sending for the merchandise. According to Joe Fikes of AFtronics, the

British Customs delays are commonplace now, so potential purchasers from overseas beware. The goods arrive, eventually!

**Peter Lonsdale G3PVX
North Harrow**

Research

May I congratulate George Pickworth on his article "Learning from the Pioneers" (December 1988 *PW*). I'd like to explain what I see as the difference between empiricists and researchers.

Empiricists observe what happens, without trying to form an explanation of why it happens. Researchers try to establish why certain effects are observed, and seek supportive evidence for their theories. Electronics is an excellent example of how this incremental addition to the knowledge of a subject may largely govern viable areas of research today within education and industry, but I'd like to advocate a return to research for research's sake, rather than for financial gain.

**N. J. Burton G0KLM
Poole, Dorset**

Send your letter to the Editorial Offices in Poole, the address is on our Contents page. Writer of the Star Letter each month will receive a voucher worth £10, to spend on items from our PCB or Book Services, or on *PW* back numbers, binders, reprints or computer program cassettes. And there's a £5 voucher for every other letter published.

Letters must be original, and not duplicated to other magazines. We reserve the right to edit or shorten any letter. Brief letters may be filed via our Prestel Mailbox number 202671191. The views expressed in letters are not necessarily those of *Practical Wireless*.



Getting into Packet

I am prompted to write to you after talking to many amateurs who have more than a passing interest in packet radio. I was shocked to hear that many complained that the packet community was a very closed shop, and that a lot of cliques were apparent. These people were quite reticent about talking about their hobby, and this was interpreted as snobbishness.

Getting equipped for packet couldn't be much easier today. Everyone will have the rig; all they need is a computer and a TNC. It is then that the problems arise for the newcomer, for there is very little in print about packet radio as compared with other modes. The subject is a little more complex than the chappy at the local emporium would have you believe, and getting more so.

Where then does this leave our friend who has purchased his kit? Not really anywhere, as his only recourse is to ask people, and this is where the problem occurs. It is very difficult to give one-line answers to some questions that are posed, and usually one question answered leads to three or four more, which may be difficult to

explain over a pint and a bag of crisps at your weekly meeting.

A lot of prospective "packetees" tend to have a go for a few weeks, then give it up as being far too complicated. This is unfortunate as it is a great mode that deserves more than a passing interest or a "dabble". In the final analysis it seems that as a mode, packet requires a little more commitment than some other modes, and also an active interest in computing helps a lot.

Perhaps the best solution is to ask a friend who runs packet if you can sit alongside him and observe a few sessions. The questions you may have can then be answered by demonstration.

**Mark Flett G7BGS
Buxton**

In this part of the country, packet enthusiasts will bend your ear on the subject at the drop of a hat! For readers not in that situation, our new series "Packet Radio Update", beginning this month, should help to answer your questions. It is also worth getting in touch with BARTG, who have a new publication entitled Beginner's Guide to Packet Radio available price 95p plus 20p post and packing. Write to BARTG c/o John Beedie, Ffynnonlas, Salem, Llandeilo, Wales SA19 7NP.—Ed.



QRP HF Transceivers

Three single band models are currently available offering 3.5MHz (80m), 7MHz (40m) and 14MHz (20m) s.s.b./c.w. with a power output of two watts. Made by Mizuho of Japan, each unit is completely self contained with built-in speaker, microphone and even Morse key. The size of the unit is approximately 64 x 38 x 140mm and the weight is 590g.

Frequency control is by VXO with a coverage of 25kHz on each segment of the 3.5 and 7MHz models and 50kHz on the 14MHz model. The circuitry is built around an 11MHz crystal filter providing a single superhet receiver circuit and



a transmit signal with full a.l.c., etc. Power requirements are 6 HP-7 dry cells, 7 NiCads or external 9.6V.

Prices are £179 for the 7 and 14MHz versions and £189 for the 3.5MHz model. Each unit is supplied complete with one crystal segment. Optional extras

include external microphone, noise blanker, c.w. break-in unit, carrying case, whip antennas and d.c./d.c. converter.

Waters & Stanton Electronics.
18-20 Main Road,
Hockley,
Essex SS5 4QS.
Tel: 0702 206835.

Hallcrafters Data

A frequent problem for anyone trying to maintain or repair radio equipment from the valve era is getting hold of the relevant circuits and data.

Recently, a reader in Australia has commended to us a company specialising in the supply of manuals for Hallcrafters communications equipment. The company concerned is **Ardco Electronics, P.O. Box 95, Berwyn, Illinois 60402, USA**, who will quote prices in response to a letter specifying the equipment model you are interested in. No doubt a couple of International Reply Coupons with your enquiry will be greatly appreciated.

Can You Help?

Mr A. Parvin has a Veritone DX Mates CR-150 made by the Star Company, Tokyo and is keen to obtain a circuit diagram for it. Some work has been carried out on the set and he feels with a circuit diagram this could be improved. If you can help, write to: **A. Parvin, 55 Prestwick Road, Castle Vale, Birmingham B35 6PG.**

Mr T. Jenkinson has quite large quantities of old radio magazines. Titles Like: *Practical and Amateur Wireless* 1945-1986, *Wireless World* various years 1950-1985 and *Radio Constructor* odd issues between the years 1954 and 1979 as well as more modern electronics magazines. They belonged to his father and he would like to get rid of them. If you're interested, send an s.a.e. to **T. Jenkinson, 8 Richmond Avenue, Morecambe, Lancashire LA4 5XU.**

Mr A. Wright has a Philips Stereogram model No. F6G40A. He requires a "last-in-line i.f. coil". This is no longer available from Philips, does anyone know where to get one from. If so, please contact: **A. Wright, 33-3rd Avenue, Bonhill, Alexandria, Dumbartonshire, Scotland G83 9BJ.**

New Ownership

As from 16 November 1988, Revco Electronics Ltd., has been under new ownership and management following the retirement of the founding directors Dennis and Patricia Reeves.

The new directors are Peter and Mary Longhurst of Startop Communications Ltd—better known by its trading name of Garex Electronics.

The takeover marks the culmination of many years of collaboration between the two companies. It is anticipated that the two companies will continue to trade as separate entities, although there will be some logical rationalisation of their activities.

Type Testing

The DTI intend to charge manufacturers, suppliers and importers for type approval testing of radio equipment submitted from 12 December 1988.

Charges will range from £650 for testing low power receivers, up to £8000 for certain combinations of maritime equipment. These charges are intended to reflect the true cost of testing which until now has been paid through licence fees for users of radio equipment.

All radiocommunications equipment manufactured in the UK, or imported here, must be type approved by the DTI or by one of three approved commercial

testing centres. This ensures that equipment complies with appropriate performance standards and does not cause interference to other radio services.

Full scale fees will be charged for re-testing but DTI's Kenley Radio Technology Laboratory can carry out pre-test assessment on a repayment basis.

Details of testing conditions and fees for fixed links can be obtained from:

DTI, Radiocommunications Division, Room 309, Waterloo Bridge House, Waterloo Road, London SE1 8UA.
Tel: 01-215 2099.

For all other equipment

DTI, Radio Technology Laboratory, Whyteleafe Hill, Whyteleafe, Surrey CR3 0YY.
Tel: 01-660 8456.

The CW Novice Award

The CW Novice Award is administered by the G-QRP Club on behalf of the European CW Association and the World QRP Federation.

The objective is to encourage newly licensed radio amateurs to use the c.w. mode. To qualify you must, during the first 12 months of holding an amateur licence, work 50 different stations using the c.w. mode.

There are two classes of award, A: maximum power to be used when making the

50 contacts of 3 watts and B: any licensed power.

Applications must consist of a log extract giving details of the 50 contacts made and be certified as true by the applicant and one other licensed radio amateur.

Applications from outside the UK must enclose three IRCs with their application, UK applicants must enclose three first class postage stamps.

A. D. Taylor G8PG, 37 Pickerill Road, Greasby, Merseyside L49 3ND.

Special Event Station

GB4VBP: This station will be on the air during the weekend of February 18/19 to celebrate Thinking Day on the Air. The Verwood Brownie Pack, assisted by *Practical Wireless* and *Short Wave Magazine* staff, will be talking to Brownies and Guides the world over. A special QSL card is available for all contacts and reports.

Forthcoming Rallies

February 26: The 2nd Taw and Torridge Rally will be held in the BAAC Halls, The Pill, Bideford in North Devon. These premises are larger than last year. The doors open at 10.30am with talk-in available on S22. There will be trade stands, a bring & buy, refreshments and a bar as well as ample parking. More details are available from: **GOAYM. Tel: 0805 23776.**

March 5: The Bury Radio Society Annual Hamfeast will be held at the Castle Leisure Centre, Bolton Street, Bury. It's only three minutes from the M66 and there will be talk-in on S22. Doors open at 11am and entrance is by programme costing 50p. Refreshments are available. Contact: **C. D. W. Marcroft G4JAG, Mosses Centre, Cecil Street, Bury.**

March 19: Wythall Radio Club will be holding their 4th Annual Radio Rally at Wythall Park, Silver Street, Wythall, Worcs. This is on the A345 south of Birmingham. Doors open at 11.30am. There will be three large halls, the usual trade stands, a flea market, a large Bring & Buy, snacks available and a bar. Talk in on S22 with more free

parking this year. Admission is 50p with more details from: **Chris GOEYO on 021-430 7267.**

March 26: The Cunningham & District ARC are starting a new rally at the Magnum Leisure Centre in Irvine to combat the shortage of rallies for Scottish amateurs. Doors open at 10.30am. More details from: **Bob Low on 0563 35738.**

May 7: The Southend & District Mobile Rally will be held at Roach Way Youth Centre, Rochford, Essex. Doors open at 10am. More details from: **Ted G4TUO. Tel: 0702 202129.**

June 11: The Royal Naval Amateur Radio Society's annual rally is scheduled to be held at HMS Mercury again this year. More details nearer the date.

July 9: The 1989 Droitwich Strawberry Rally will take place at the High School, Droitwich. There will be trade stands, a Bring & Buy, family entertainment and strawberry fields (weather permitting). There is both free entrance and car parking. **Derek Batchelor G4RBD. Tel: Worcester 641733.**

If you are organising a rally write at least six weeks in advance (marking your envelope Rally Calendar) and we'll give it a mention.



End-fed LF Antennas

The end-fed "Zepp" antenna was at one time a very popular antenna, deriving its name from the fact that it was originally designed for use on the Zeppelin airship. In essence it comprised an end-fed half-wave dipole and therefore had no untidy feeders hanging from the centre. Its disadvantage was the need for an open wire feeder and an a.t.u.

Sagant have just produced the modern-day version of such an antenna. Each one covers a single band and incorporates the missing "a.t.u." in an encapsulation at the feed end. An

additional bonus is the r.f. filtering provided by the matching circuit.

Two models are at present available, one for 7MHz (40m) and the other for 3.5MHz (80m). The dimensions are similar to a full-size dipole. The antennas are complete with a special pvc covered multi-strand copper wire, matching unit with SO239 socket, insulators, support cord, weather sealing tape and tuning instructions. The antenna element is pre-tuned and fully assembled.

Waters & Stanton Electronics, 18-20 Main Road, Hockley, Essex SS5 4QS. Tel: 0702 206835.

Digital Pocket Multimeter

New from Electronic & Computer Workshop Ltd. is the Pan 50. This is a digital multimeter with high resolution and handy compact size. The main features of this instrument include 3200 counts, auto power off, continuity test by buzzer and diode test.

The Pan 50 has a 3½ digit l.c.d. numerical display with automatic indication of symbols and functions. Range selection is also automatic.

Features include over-range indication, auto-polarity indication, battery warning indication and automatic switch off after one hour non-use.

Reading can be taken in the following ranges: d.c. volts—320mV, 3.2V, 32V,

320V, 500V. a.c. volts: 3.2V, 32V, 320V, 500V. resistance: 320Ω, 3.2kΩ, 32kΩ, 320kΩ, 3.2MΩ, 32MΩ to a basic accuracy of ±0.3% reading ±4 digits.

The multimeter has a battery life of 120 hours continuous operation. It measures 108 × 54 × 11mm and weighs 90g. It comes supplied with a hard cover case, two batteries and an instruction manual. The Pan 50 costs £36.55 excluding VAT plus £3.50 P&P.

Electronic & Computer Workshop Ltd., Unit 1, Cromwell Centre, Stepfield, Witham, Essex CM8 3TH. Tel: 0376 517413.

GB75CIS

The activities of GB75CIS on the Isle of Sark, from 17-20 July 1988, resulted in donations totalling £136.22, which has now been forwarded to the BBC's "Children in Need" appeal.

Total operating time was 31 hours 38 minutes and 417 QSOs took place. In all, 38 DXCC countries were worked.

The rig used was an IC-735 kindly loaned by Icom and the antennas were a 3.5MHz dipole and a 7MHz Delta Loop.

Bob G3UTX and Tudor GW4OYD would like to thank all operators for their forbearance and they regret that they were unable to make contact with all those who called due to the heavy pile-up. QSLs have now been dispatched, but should any be outstanding, please forward details plus an s.a.e. to:

Bob Ridley G3UTX, 9 Greenacre, Worlebury, Weston-super-Mare BS22 9SL.

Syledis

Early in 1988, the MoD announced that, with effect from 1 January 1989, the Syledis radio position fixing system could no longer be used within 100km of the UK coastline. Strong representations were made by the oil and surveying industry, and as a result a replacement frequency had to be found for 432 and 432.5MHz.

From 1 February 1989, the main Syledis frequency around the UK coastline is 438MHz. On the east coast between Scarborough and the North Foreland other frequencies will be used though these also will be outside the amateur 70cm allocation. east coast between the North Foreland and Beachy Head the frequencies will be 432 and 438MHz. The DTI is currently negotiating these frequencies with its partners in the Oslo Agreement on position-fixing. Efforts to find an acceptable alternative to Syledis have so far met with no success.

Lifetime Guarantee

ITW Keyboards have announced that they are now providing a lifetime guarantee for their special contactless keyboard switches. The company has developed the Series 54 switch for use in applications of heavy use, where reliability is paramount or the environment is dusty or humid.

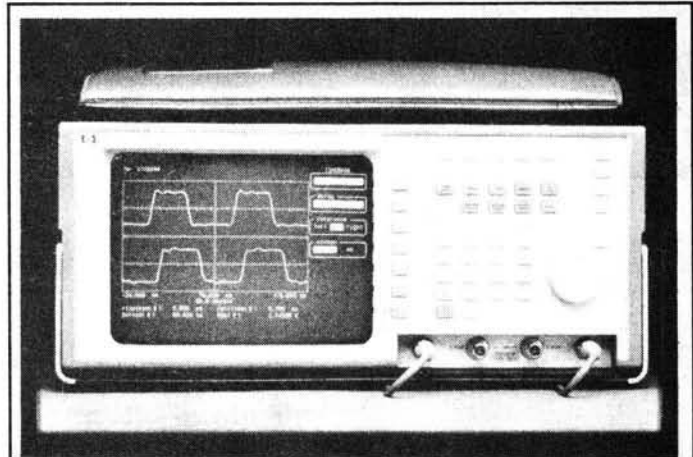
The switch contains a tiny magnet and a ferrite core. When up in the Off position, the magnet saturates the core and no current can be induced to flow from one pair of contacts via the ferrite core to the other pair of contacts. However, when the switch is depressed in the On position, the magnet

moves away from the ferrite core and a current can flow.

The switch measures 0.73in square and 0.36in high. Five different curvatures of keytop are available in addition to flat tops. Parallel motion keyboards are also available which present a larger keytop area for space bars, etc.

The keytops can be printed on the front surface as well as the top, the keyswitches are available either as individual units or ready made-up in a complete keyboard.

**ITW Switches,
Norway Road,
Portsmouth,
Hampshire PO3 5HT.
Tel: 0705 694971.**



Available for Rental

Instrument Rentals have the Hewlett Packard 54501A 100MHz digitising oscilloscope available for rental, and they believe they are the first UK company to do so.

Features of the 54501A include a 10 megasample per second sample rate. This provides a single-shot bandwidth of 1MHz, which is a useful feature in the analysis of mechanical and acoustic phenomena.

Advanced logic triggering capabilities allow the oscilloscope to be triggered on a wide range of user-specified conditions. TV and video triggering are also possible and, using a time-qualified pattern trigger, it is possible to capture infrequent glitches.

The 54501A is fully HP-IB programmable and has facilities for instant hard copy output. Other features

of the digitising oscilloscope include automatic measurements. Sixteen pulse parameter measurements are made automatically allowing the simple characterisation of signals.

The HP 54501A has four channels, 8-bit vertical resolution, 5mV sensitivity and superior timebase accuracy. An autoscale function instantly scales the time, voltage and trigger level for a stable display.

The data throughput is faster than ten waveform acquisitions and HP-IB transfers per second, making the instrument ideal for production test environments.

**Instrument Rentals (UK)
Ltd.,**

**Dorcan House,
Meadfield Road,
Langley,
Slough SL3 8AL.**

144/146MHz Contest

The 3rd annual Derby & District Amateur Radio Society National 144/146MHz contest will take place on Sunday 12 March 1989.

Time: 1300-1700UTC.

Mode: Any mode is permitted, but the band plan must be observed. Fixed, alternative and portable entries are permitted.

Exchange: Contestants will exchange call sign, RS(T), serial number starting at 0001, as well as administrative county (Scottish contestants will send region). Metropolitan areas, e.g. Greater London, are still considered counties.

Scoring: Contacts with G3ERD count 10 points all others score 2 points. The final score is the total number of contact points, multiplied by the number of counties worked. Each country outside the UK is scored as a county.

Logs: Logs must be sent to **Derby & District ARS, 119 Green Lane, Derby DE11 1RZ** to arrive by March 29. RSGB log and cover sheets are preferred, but any neat alternative is acceptable. Logs must show: Time (UTC), station worked, RS(T), serial number sent, RS(T) and serial number

received, county received. Please head each sheet with call sign of station entering and county. Check lists of stations and counties worked would be appreciated. Short wave listeners' entries must show; Time, station heard, station being worked, RS(T) sent and county sent.

Awards: There will be three sections: Full legal power limit, low power (30W max output), s.w.l. Please specify whether single or multi operator. The winner in each section will receive a certificate.

Disputes: The ruling of the DADARS Contest sub-committee shall be final and binding in all cases of dispute.

If you require a list of results, please send an s.a.e. to the contest address.

Rallies

August 13: Hamfest '89 will be held at the Flight Refuelling Sports Ground, Wimborne, Dorset. Gates open at 10am and there's free car parking as well as overnight camping facilities. The day will feature radio and electronics trade stands, field displays and a craft and gift fair. More details from: **Rob G6DUN. Tel: 0202 479038.**

Liquid Crystal Thermometers

The liquid crystal thermometers take the form of self adhesive squares and strip labels measuring 60 x 60mm or 12 x 100mm.

They contain a calibrated range of 9 or 11 sealed heat-sensitive elements which change colour at the given calibrated temperature.

When each segment of the indicator is exposed to heat at its calibrated temperature, it turns green. The reaction is fully reversible, therefore each strip can be used over and over again.

In addition to the thermometers, ETI Ltd. also offer a range of Thermax

self-adhesive, non-reversible, temperature indication labels which cover the temperature range 37°C to 254°C. The indicating area changes from silver to black at the given calibrated temperature. The labels measure 51 x 18mm.


The price of the Tempstrips start at £9.00 per pack of 10 and the Thermax labels start at £4.40 per pack of 10.

**Electronic Temperature Instruments Ltd.,
PO Box 81,
Worthing,
West Sussex BN13 3PW.
Tel: 0903 202151.**

Black Star Nova

Black Star Ltd now have available the Nova 2400 u.h.f. counter timer. It's capable of frequency measurement up to 2.4GHz and there's the added bonus of period measurement down to 200ns and pulse/event count up to 20MHz. For high stability applications, temperature compensated crystal options are available.

The Nova 2400 is mains or battery operated with an 8½-digit liquid crystal display, allowing a resolution of 10Hz at the maximum 2.4GHz measurement. It has three front panel inputs



which cater for 10Hz to 20MHz (input A), 15MHz to 200MHz (input B) and 150MHz to 2.4GHz (input C). Four push-button switches select gate intervals of 0.01, 0.1, 1 and 10 seconds (0.0128, 0.128, 1.28 and 12.8s on the

2.4GHz range), to give measurement resolutions down to 0.1Hz on input A, 1Hz on input B and 10Hz on input C.

Input A is high impedance (1MΩ) with a.g.c. to allow fast, simple measurement of virtually any waveform.

Inputs B and C are of standard 50Ω impedance with a BNC coaxial connector. All inputs are high sensitivity allowing measurements down to approximately 10mV r.m.s. sinewave, with overload capability to 250V r.m.s. at 50Hz.

The Nova 2400 costs £299 plus VAT and further details are available from: **Black Star Ltd., 4 Harding Way, Somersham Road, St. Ives, Huntingdon, Cambs PE17 4WR. Tel: 0480 62440.**

Audio Signal Generator

The G3 signal generator from Masterswitch Ltd., is a low distortion battery powered instrument that has sinusoidal, square and triangular output and yet is not a function generator.

The sinewave is pure with a maximum distortion of less than 0.04% over its range of 20Hz to 20kHz. The company say it's ideal for testing and checking

distortion levels on hi-fi equipment and it's also a very useful general purpose audio signal generator.

It has switched and continuously variable attenuators with a maximum output of 6 volts peak to peak from a 50Ω source. It's very compact and weighs only 400g with batteries.

Masterswitch Ltd., 8 Dorset Road, Tottenham, London N15 5AJ. Tel: 01-802 1423.

EUCW Straight Key Day

The Scandinavian CW Activity Group have re-designated their midsummer straight key day as "EUCW Straight Key Day". This event will be held on Saturday June 24 and will be open to all amateur c.w. operators who enjoy

working on the hand key, whether regularly or just occasionally. Participants receiving at least two votes for "best fist" will receive a "Straight Key Award" free of charge.

If you would like more details of the event, send an s.a.e. to: **G4FAI, 1 Tash Place, London N11 1PA.**



Computer Programs

Harlech Electronics have recently completed two computer programs which readers may be interested in. The first is a p.c.b. drafting program for the Amstrad PCW 8256 which is capable of drawing either a p.c.b. track layout or schematic diagram. It costs £29.95.

The second program is an electronic calculator for the

Spectrum and is suitable for the RAE student or electronics enthusiast. It simulates inductors, capacitors and resistors in series and parallel, works out frequency to wavelength conversions, calculates coil turns vs. inductance, transformers, tuned circuits and is a c.w. trainer, too. This program costs £6.50. **Harlech Electronics, Noddfa, Lower Road, Harlech, Gwynedd LL46 2UB.**


125MHz DSO

The Philips PM3311 125MHz digital storage oscilloscope can now be obtained from Carston Electronics, the used equipment company, fully tested, recalibrated and guaranteed.

The dual-channel 'scope has a 125MHz sampling rate and sensitivity of 10mV. There are four memories of 256 x 256 to store the digitised waveforms. Its a-d converter has a sample and hold circuit that ensures a high vertical resolution at

high time settings—6 bits at 5ns/div.

Other features of the instrument are the ability to hold both channels' data in one memory so that up to eight recordings can be displayed at once. Multiple shot mode, X-Y plotter output and "roll" modes enhance its versatility further and an optional IEC/IEEE interface can be added for full test system integration. **Carston Electronics Ltd., 2-6 Queens Road, Teddington, Middlesex TW11 0LR. Tel: 01-943 4477.**



Expedition

May I say how much I enjoyed the article "Expedition to OV00" which appeared in the January issue of *PW*.

A few years ago I would have passed over an article such as this with no more than a perfunctory glance, but having recently joined the ranks of the WAB I found it totally absorbing. In common with many others I had been aware of WAB activity on various frequencies, and like most listeners intrigued as to the meaning of the curious book numbers being exchanged. Finally, a couple of months ago, I decided to call into a small net operating on 80m and I was hooked.

To my mind the WAB embodies everything that is good about amateur radio. It offers competition at many

levels, it promotes friendship both at home and overseas, it helps other less fortunate fellow enthusiasts by donating surplus monies benefiting the Radio Amateur Invalid and Blind Club among other worthy causes, and it certainly improves one's knowledge of the British Isles.

So, if you are feeling rather jaded with the inevitable "5/9 QSL via the bureau old man" syndrome, why not introduce yourself when you next hear a net operating. You will receive a warm welcome but beware, it could become addictive!

**Roy Aitken G4VCT
Morecambe**

Rallies

After reading the letter from the Hon Sec of Telford in the December 1988 issue of

PW, complaining that few traders attended his rally, and then in the leader by Geoff Arnold saying that the number of rallies should be reduced—I feel compelled to write to you.

First, traders do not attend rallies unless they are financially viable either in the long or short term. I realise that it must be hard for them working every weekend but I have little sympathy as the choice be it for love or money is theirs.

Secondly, Geoff Arnold implies that the number of rallies should be reduced so that traders may attend them all. Market forces apply in amateur radio as well! If there are a lot of rallies then the trader must determine for himself which ones to attend. Those organising the events must present them in such a

manner—good facilities and proposed turnout, etc., as to attract as many traders as possible.

What we must not in my view do, as the leader suggested, is to restrict the number of rallies because traders cannot attend. There is more to a rally than a commercial stall. I can never afford anything anyway!

**S. J. Oxlade G4YLA,
Warminster, Wilts.**

I feel that Mr Oxlade has rather got hold of the wrong end of the stick here. Traders are well used to making commercial decisions about their businesses and will continue to do so. What the rally organisers must realise, however, is that there is not a bottomless pit of dealers, staff and stock which can be spread ever more thinly over the steadily increasing number of rallies.—Ed.

OUR SERVICES

QUERIES

We will always try to help readers having difficulties with a *Practical Wireless* project, but please observe the following simple rules:

1. We cannot give advice on modifications to our designs, nor on commercial radio, TV or electronic equipment.
2. We cannot deal with technical queries over the telephone.
3. All letters asking for advice **must** be accompanied by a stamped, self-addressed envelope (or envelope plus International Reply Coupons for overseas readers).
4. Write to the Editor, "Practical Wireless", Enefco House, The Quay, Poole, Dorset BH15 1PP, giving a clear description of your problem.
5. Only one project per letter, please.

BACK NUMBERS AND BINDERS

Limited stocks of many issues of *PW* for the past 18 years (plus a few from earlier years) are available at £1.40 each, including post and packing to addresses at home and overseas (by surface mail).

Binders, each taking one volume of *PW* are available Price £3.50 plus £1 post and packing for one binder, £2 post and packing for two or more, UK or overseas. Prices include VAT where appropriate.

CONSTRUCTION RATING

Each constructional project is given a rating, to guide readers as to its complexity:

Beginner

A project that can be tackled by a beginner who is able to identify components and handle a soldering iron fairly competently.

Intermediate

A fair degree of experience in building electronic or radio projects is assumed, but only basic test equipment is needed to complete any tests and adjustments.

Advanced

A project likely to appeal to an experienced constructor, and often requiring access to workshop facilities and test equipment for construction, testing and alignment. Definitely not recommended for a beginner to tackle on his own.

COMPONENTS, KITS AND PCBs

Components for our projects are usually available from advertisers. For more difficult items, a source will be suggested in the article. Kits for our more recent projects are available from **CPL Electronics**, and from **FJP Kits** (see advertisements). The printed circuit boards are available from our **PCB SERVICE** (see page 45 of this issue).

CLUB NEWS

If you want news of radio club activities, please send a stamped, self-addressed envelope to **Club News**, "Practical Wireless", Enefco House, The Quay, Poole, Dorset BH15 1PP, stating the county or counties you're interested in.

ORDERING

Orders for p.c.b.s, back numbers and binders, *PW* computer program cassettes and items from our Book Service, should be sent to **PW Publishing Ltd., FREE-POST, Post Sales Department, Enefco House, The Quay, Poole, Dorset BH15 1PP**, with details of your credit card or a cheque or postal order payable to **PW Publishing Ltd.** Cheques with overseas orders **must** be drawn on a London Clearing Bank.

Credit card orders (Access, Mastercard, Eurocard or Visa) are also welcome by telephone to Poole (0202) 678558. An answering machine will accept your order out of office hours.

SUBSCRIPTIONS

Subscriptions are available at £15.50 per annum to UK addresses, £18 to Europe, and £19 elsewhere (by Accelerated Surface Post). For further details, see the announcement on page 69 of this issue.

New REALISTIC® PORTABLE SCANNING RECEIVER

- Frequency Synthesized - No Crystals To Buy
- 68-88 MHz VHF-Lo
- 108-136 MHz (AM) Aircraft
- 136.005-174 MHz VHF-Hi
- 380-512 MHz UHF
- 806-960 MHz

Realistic Pro-34. Catch all the action on this hand-held programmable scanner. Features extended frequency coverage, including the new 800 MHz band! Scan up to 200 channels in 10 bands or search for new bands. Store frequencies in a special monitor band for one-key transfer to permanent memory. Lock-out key temporarily bypasses unwanted channels.


The Key To Better Listening

Also features large LCD display showing channels and frequencies being scanned, monitored or programmed and has a switchable backlight for night viewing. Squelch control, built-in speaker, 1/8" earphone socket, flexible aerial and belt-clip. Includes BNC jack for adding external aerial.

Tandy®

Tune in to Tandy TODAY!

Over 400 Stores
And Dealers Nationwide
Prices may vary at Dealers. Offers subject to availability.
Tandy, Tandy Centre, Leamore Lane,
Walsall, West Midlands. WS2 7PS




Realistic PRO-34 £249.95.
Cat. No. 20-9135

SONY

SONY ICF 2001D
76-108 MHz
116-136 AIRBAND
153kHz-29.995MHz
FM - AM - SSB 32 MEMORIES
INC PSU, CARRY STRAP
& EARPHONE

£295




Sony ICF 7600DS FM/AM/SSB £157
Sony SW1 150-30M C/S + FM Stereo-249 AM/FM £799
Sony Pro 80-150KC-108MHz, 115MHz-224MHz, AM-FM-SSB £295
Sony Air 7 £229
Sony Anti Active Antenna £49
Sony Accessories Available

SONY ICF 7600DS

76-108MHz
76-108MHz
153kHz-29.995MHz
Complete with case,
mains power supply,
earphone and
frequency list.

£157



KENWOOD & SCANNERS

Kenwood RZ1 150kHz, 950MHz £425
Kenwood TS680 £799
Kenwood R5000 £799
New Bearcat UBC205XLT £249
Handheld 29-54MHz, 118-174MHz, 406-470MHz,
806-956MHz inc NiCad charger and Case.
Bearcats in Stock, Black Jaguar, etc.

191 FRANCIS ROAD
LEYTON · E10 6NQ · LONDON
TELEX 8953609 LEXTON G
PHONE 01-558 0854 01-556 1415
FAX 01-558 1298

DRESSLER ACTIVE ANTENNAS

ARA 900 ACTIVE ANTENNA

50MHz to 1300MHz

Gain 17dB Typical

TECHNICAL SPECIFICATIONS

Noise Figures
1dB at 50-180MHz
1.5dB below 300MHz
2.0dB below 350MHz
2.7dB below 400MHz
3.0dB below 500MHz
3.8dB below 650MHz
4.6dB below 1300MHz



£139.00 (PL259 Connectors)

£149.00 (N-Type Connectors)

Intercept Point 3rd Order +18dbm at Input

Post £3.00 or Securcar £7.00 extra

ARA 30 ACTIVE ANTENNA

50 kHz . . . 40 MHz WITH LIMITED PERFORMANCE UP TO 100MHz

Professional electronic circuitry with very wide dynamic range. Meets professional demands both in electronics and mechanical ruggedness. 1.2m long glass fibre rod. Circuit is built into waterproof 2.5mm thick aluminium tube. Ideal for commercial and swl-receiving systems. £129. See Review in August 1985 Issue p.35 Both antennas come complete with 7 metres of cable, interface, power supply and brackets. Dressler preamps available.

£129

OPEN MON - SAT 9AM - 5.30PM

INTEREST FREE HP FACILITIES AVAILABLE

ON MANY ITEMS

PROMPT MAIL ORDER



Prices correct at time of going to press. Please phone for latest quote.

ICOM

ICOM R71 General Coverage Receiver £855



FIRST CLASS SHORT WAVE RECEIVER. BUY THIS FOR £855 AND RECEIVE AN ARA 30 FREE. WORTH £129.

Also R7000 complete with ARA900 £999. (ASK ABOUT THE NEW TV CONVERTER) PHONE FOR BEST PRICE

ICOM IC32G	ICOM IC3210
ICOM IC2GE	ICOM IC761
ICOM IC228	ICOM IC781
ALL IN STOCK	ICOM IC735

+ All ICOM models available. + YAESU Accessories.

YAESU

FRG 9600M	£475
FRG 8800	£585
FRV 8800	£100
FR767 + 2MTR	£1599
FT23 + FNB108 Charger	£259

SPECTRUM COMMUNICATIONS

MANUFACTURERS OF RADIO EQUIPMENT AND KITS

MULTIMODE CB CONVERSION KITS

PHONE FOR DETAILS AND PRICES

CB TO 10 FM CONVERSION BOARDS, for rigs with LC7137 and TC9119 to give 29.31 to 29.70MHz. Built and aligned board SC29 £18.50. Or send your rig and we'll fit it £31.50 inc P&P. £35 inc P&P for base rigs. For rigs with MM55108 use SC29F board £15, or £28 fitted.

FM CONVERSIONS FOR YAESU & KENWOOD, for rigs with AM £71 boards or £115 fitted, rigs without AM £81 boards or £125 fitted. Add £16 for Valve only rigs. State rig type when ordering.

RECEIVE PREAMPS, 2, 4, 6, or 10 metres. RF switched and DC sensing. 100W power handling, gain panel adjustable 0-20dB, NF 1dB on 2m, 4m & 6m 3.5dB on 10m. 13.5V negative ground operation. Excellent performance at a reasonable price. Types RP2S, RP4S, RP6S, & RP10S. PCB kit £14.75, PCB built £22.25, Boxed kit £25, Built & tested £35.50.

TRANSVERTER, single board 1/2W out for 2m or 4m or 6m. 10m drive 25mW-500mW. Types TRC2-10, TRC4-10, or TRC6-10. PCB kit £39, PCB built £54, Boxed kit £54, Built & tested £83.25.

TRANSVERTER, receive converter and 2.5W transmit converter in single boxed unit. 10m drive 10-100mW unbuffered, types TRX4-10H & TRX6-10H. Boxed kit £60, Built & tested £99.50. Buffered types for use with 10m rigs giving -6dBm drive, TRX4-10B & TRX6-10B. Boxed kit £68, Built & tested £115. With interface unit for use with 2m drive 1/2W-5W types TRX4-10I & TRX6-10I. Boxed kit £68, Built & tested £115.

FREQUENCY MOD-DEMOD BOARD converts AM only synthesized rigs with 455 KHz IF to FM. Type FM455. PCB kit £8.25, PCB built £12.25.

NOISE SQUELCH, mutes rig when noise is too high. Allows reception of weak signals between noise bursts. PCB kit £9.50, PCB built £14.

TRANSMIT AMPLIFIERS, linear single stage, gain 10dB, 30W output, ideal for FT290, FT690, etc. RF switched and DC sensing. Types TA2S1, TA4S1, & TA6S1, PCB kit £33, PCB built £40.25, Boxed kit £39, Box built £49.50.

TRANSMIT AMPLIFIERS, linear two stage 1/2W in 20/30W out, unswitched, suitable for MEON. Types TA2U2, TA4U2, & TA6U2. PCB kit £41.25, PCB built £52.50, Boxed kit £45, Boxed built £59.25. Switched version for use with Spectrum transverter, types TA2S2, TA4S2, & TA6S2. PCB kit £47, PCB built £60, Boxed kit £58.25, Boxed built £72.50.

VAT & P&P INC PRICES
Delivery within 14 days if available
24 hr answering.

SHOP TIMES: 9am-1pm & 2pm-5pm TUES-FRI
9am-1pm & 2pm-4pm SAT
CLOSED SUNDAY & MONDAY



UNIT B6, MARABOUT INDUSTRIAL ESTATE,
DORCHESTER, DORSET. TEL: 0305 62250



R. N. Electronics

Professionally designed equipment for Amateurs

TRANSVERTERS

● 144/50 MHz 25w p.e.p. £179 + £4 p&p.

Use with an FT290 or similar 2m transceiver, for the opportunity to work U.S.A., Africa, Japan, Australia, etc. In fact almost anywhere in the world.

● 28/50 MHz 25w p.e.p. £199 + £4 p&p

● 145/70 MHz 25w p.e.p. £239 + £4 p&p

● 145/70 MHz 10w p.e.p. £199 + £4 p&p

● 28/70 MHz 10w p.e.p. £199 + £4 p&p

● 7dB Switched Attenuator £22 + £2 p&p

POWER AMPLIFIERS

● RN690 P.A. 6m power amplifiers 25w p.e.p. £75 + £4 p&p

● RN490 P.A. 4m power amplifiers 25w p.e.p. £75 + £4 p&p

RECEIVE CONVERTERS

10M receive, 2M I.F. With thru switching on transmit use with 6m transverter and work 10m/6m Crossband £45 + £2 p&p

RECEIVE ONLY CONVERTERS

2m IF for 4m, 6m or 10m, receive £39 each + £2 p&p each

10m IF for 2m, 4m or 6m receive £39 each + £2 p&p each

PRE AMPLIFIERS

Low Noise (<1dB) GaAs Fet Pre-amplifiers for 6m, 4m and 2 metres. RF or DC Through Switching (Max 100W pep).

● Indoor boxed unit £36 + £2 p&p

● Masthead (line powered) with indoor DC feed unit £59 + £4 p&p

MET. ANTENNAS

50MHz 3 el. £42.95, 5 el. £64.40 + £4.50 p&p

NAVICO 2m F.M. MOBILES

AMR 1000 5/25W 12.5/25KHz 2 Metre FM Mobile £247.25 + £4 p&p

AMR 1000S 10 memory + full scanning £299.00 + £4 p&p

Top mount bracket for above £6.85 + £1 p&p

12.6v 8A Switch mode regulator (15-32v input) £56.35 + £4 p&p



All prices include VAT



37 Long Ridings Ave, Hutton, Brentwood,
Essex CM13 1EE. Tel: 0277 214406

The Simple Contact

Many of us regard switches, relays and connectors as being simple items, rarely considering their correct selection and use in industry or in home-built projects, says Michael John York GIBKI.

Most manufacturers of switches and relays give only the "pure resistive load" ratings for their contacts. This is commonly known as the "AC1" rating (see Table 1). Using this rating in circuits controlling filament lamps, transformers, motors, etc., will cause premature contact failure, and can sometimes melt the entire relay or switch casing. A simple solution is to use a much bigger contact, but this is not really the correct choice.

Dividing the AC1 rating by 8 or 10 times will give you approximately the rating that can be used on lamps, transformers, motors, etc. The reason behind the derating is that any load other than a pure resistive one will have an "inrush" or switch-on current far greater than its running current. For example:

Filament lamps at switch-on have a very low resistance, and will pass anything from 8 to 20 times their running current until they reach operating temperature.

Transformers have an inrush current which can be of 10 times operating current, lasting for at least one half-cycle of the supply (10 milliseconds in the case of a 50Hz mains supply).


Electric motors have a starting current 10 times their running current.

Beware of Tarnish

All contacts need a minimum current passing to maintain a low contact resistance. A 10 amp contact used on 5 volts d.c. at 5mA will eventually go open circuit or intermittent. This is because the contact material, which is generally silver, will tarnish and go dull in colour. However, the contact will be usable again if a higher current is passed through the offending contacts, physically blasting away the tarnish, though the problem will repeat itself unless a permanent solution is found. The solution is to choose the correct contact material, or type of action of the contacts.

Gold contact material does not tarnish, and is excellent for use in circuits carrying small signal currents. It is of no use at high currents as it is a softer material and will soon burn away.

A compromise solution is to use a silver contact which when operated wipes the contact surface clean; hence called a wiping action.



Failure Symptoms

The ideal contact is one where 100 per cent of the metal contact face areas are touching. This is impossible in practice due to manufacturing tolerances and the materials used. Under a microscope, the contact surfaces would be seen to have large craters resembling the moon. Manufacturers take this into account and allow for the use of about 60 per cent of the area after several "bedding in" operations.

This can lead to problems in that any sideways movement or thermal expansion can cause wear. Such movement is called "fretting". An example of this is a relay whose d.c. coil is powered from a.c. via an unsmoothed rectifier circuit. This produces vibration and literally files the material away, hence failure. The other problem is switching the load too many times in a short time

TABLE 1
IEC 158 (BS 4794)

AC1 Non-inductive heaters, resistive loads
AC2 Filament lamps, slip-ring motors, vacuum cleaners, hair dryers, small transformers, etc.
AC3 Squirrel-cage motors: starting, plugging; large transformers, halogen lamps, certain types of switched-mode power supplies, etc.
DC1 Resistive loads, heaters, etc.
DC2 Filament loads, shunt motors, etc.
DC3 Shunt motors: starting, plugging, inching; halogen lamps, etc.

period, which causes heating as well as vibration, and hence contact wear.

Relay contact return springs are normally chosen so that they have enough force to maintain low contact resistance on the normally-closed contact, yet are weak enough to allow the solenoid action to change the contacts over. This arrangement can cause problems with age, as the return spring can break or become weak, so failing to maintain a normally-closed contact.

The strength of the solenoid's pull is dependent on the applied voltage; more volts more pressure, less volts less pressure. If for example you operate a d.c. relay from an a.c. supply via a rectifier but without any smoothing, you set up a condition where a weak solenoid magnetic field and vibration at ripple frequency lead to mechanical wear and high contact resistance. The relay may dramatically destroy itself in a short period of time.

Switches

The mechanical and electrical life of a switch can be in the order of fifty thousand operations at full current, as long as you avoid water, dust, physical abuse, superman type operators and excessive heat.

Solvent cleaners without lubricants should be avoided, as these can clean away oils and greases which are there to prolong the life of the moving parts.

The soldering of switches should be done at lower temperatures to avoid melting the case and misaligning the contacts. It is good practice to find out the recommended soldering times and temperatures from the manufacturers.

Connectors

Most reasonably priced connectors are usually gold-plated, because gold does not suffer from tarnish as silver and tin do. However, there are still problems with "fretting" as the male pin is smaller in size than the female socket, and hence has a different amount of thermal expansion.

The gold material used can be poor in quality and porous. Moisture and metal salts can creep under the gold and will cause it to lift off the base metal and blister. This effect can be seen under a magnifying glass as black spots, which are basically the corroded

or oxidised base metal showing through the blisters.

This symptom could be wrongly diagnosed as contact wear. Pre-coating the gold with a good contact cleaner lubricant will virtually eliminate the problem.

Free silicones, as found in floor and furniture polishes, can creep along equipment cases and printed circuit boards and onto relay contacts. Here, the effects of vibration and arcing will transform them into hard silicone crystals, which will file the contact materials away, causing total failure of all the contacts.

Silicones on electronic components will prevent labels and inks adhering to

the surface, as well as preventing surfaces being glued together. Never use silicone oil on electrical contacts, despite its excellent water repellent qualities.

Finally

Spark suppression at switch and relay contacts has not been mentioned in this article, as it is generally well covered in electrical and electronic textbooks.

Contacts are extremely complicated in their construction, and this article has only briefly scanned the subject. Further reading can be found in good technical books. Examples of relay

technology can be found in the *Electronic Engineers Reference Book (5th Edition)* ISBN 408 00589 0, edited by F. Mazda. Though this book is probably too expensive for individual purchase, it would be worth enquiring at your local lending library. **PW**

For further reading
on lamp inrush currents,
see "All About Lamps"
in this issue

Feature

Grounding for the Shack

John Brown G4UBB defends conventional earthing arrangements against recent suggestions of disconnecting earth wires from equipment mains plugs.

RECENTLY articles have appeared whose authors favour disconnecting the mains earth lead from radio equipment supply plugs, (a) in order to reduce mains borne interference and (b) as part of local earthing arrangements to deal with the possibility of a broken neutral conductor.

However, some people may feel that a simple approach in keeping with ordinary domestic installation practice would be more appropriate to their own non-specialised knowledge as radio amateurs or short wave listeners. Also the gains expected from relatively sophisticated separate earthing systems may be difficult to achieve, particularly when trying to follow unfamiliar practices.

Among radio enthusiasts there seems to be substantial agreement that disconnection of mains earthing can be helpful in preventing mains borne interference entering radio equipment. However, I believe that the gains made in reception quality are not offset by the added complication of alternative safety measures. It seems to me preferable to accept the best performance offered by conventional mains filters while retaining the mains earth connection.

Indeed Amcomm of London have warned that failure to connect the earth conductor of the 3 core equipment cable to mains earth, as instructed by the equipment manufacturers, could invalidate both the manufacturer's liability and the equipment warranty.

Some recently published articles have identified the potential danger arising from a combined break in both

the neutral and earth conductors on a protective multiple earth (p.m.e.) system, using both mains and radio earths.

However, whilst recognising the potential dangers it is the view of the Electricity Council and also myself, that the Electricity Board's p.m.e. earthing terminal provides an extremely reliable earth for 50Hz system use.

Care

No system of earthing can be guaranteed to provide absolute safety but I offer the following as an acceptable alternative to suit radio enthusiasts who wish to stay with conventional earthing via the 13A 3-pin plug, usually (but not always) combined with connection to local r.f. earthing, radial and/or counterpoise systems.

To quote the Institution of Electrical Engineers' *IEE News*, June 1987 p.8; "Proper care in the use of electricity is the only true safeguard . . ."

The acronym *care* summarises the following code;

Connect all 3-core mains cables to 3-pin plugs as recommended by the equipment manufacturers.

Arrange 13A socket outlets in the usual way according to the IEE Wiring Regulations

Residual current protected sockets may be used

Equipment earthing terminals may be connected to local grounding systems and/or counterpoise installations. For mains fed equipment this is in addition to earthing via the 3-pin plug.

References

The following articles relevant to the discussion of safety earthing and towards avoiding mains borne interference from entering radio receivers, have appeared in *Radio Communication*: "Safety in the Shack" by Peter Chadwick G3RZP, February 1987.

"Protective Multiple Earthing Hazards" by Pat Hawker G3VA and K. A. Jones G8CZM, April 1987.

"The Killing Ground" by Peter Chadwick G3RZP, June 1987.

"PME Revisited", March 1987.

"The r.c.c.b. — an IEE Safety Warning", p.751 October 1987.

Also see *Practical Wireless*, "Electrical Safety—the Shocking Truth", by Roger Alban GW3SPA, parts 1-3 August, September, November 1986.

Practical Wireless, March 1989



RAYCOM


COMMUNICATIONS SYSTEMS LTD

STOP PRESS
NEW YAESU HANDHELDS
INCL. DUAL BANDER
PHONE FOR DETAILS

Limited stocks of
 Christmas Boxes still available.

SCANNER PACKAGE

Challenger BJ 200 Mk2
HF/VHF Scanning
Receiver
 ★ 26-520MHz (with gaps)
 ★ 16 memory channels
 Search scan priority, function and delay
 ★ Includes civil and most of military bands
 ★ C/W Free Raycom Air Band antenna
£189.00 + p&p £10



CTE1600
Handheld
 (same as IC2E)
 ★ Inc Free 2 mtr magmount ant.
 ★ 144-148 MHz, c/w nicad charger
 ★ 2.5 watts output
 ★ Ideal, mobile portable use
£149.00
 + p&p £10.00
 (While present stocks last)



DUAL-BAND MOBILE PACKAGE

Icom IC3200 144/430 Transceiver
 ★ C/W Free dual band mobile ant.
 ★ 25W on both bands, 10 memories
 ★ Built in duplexer
£399.00 + p&p £10.00 (While stocks last)



THE ULTIMATE RECEIVING STATIONS

Icom ICR7000 VHF/UHF cont coverage receiver
 ★ Inc. Free Royal 1300 discone ant. (AH7000)
 ★ All modes
 ★ 25-1300 MHz (2GHz)
£925.00 Carr. £10.00 (Limited stocks)



ICOM ICR71 S.W. RECEIVER

★ Free long wire receiving antenna
 ★ Covers all short wave bands



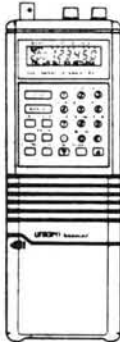
£825.00 Carr. £10.00 (Limited stocks)

Bearcat (authorized UK distributor)

BC 200XLT

BEARCAT UBC200XLT

The Super New Scanning Receiver
 ★ C/W Free mobile antenna
 ★ 29-956 MHz (with gaps)
 ★ 200 memory channels
 ★ Detachable Nicad
 ★ C/W nicad/charger
£239.00
 + p&p £10.00



HF STATION PACKAGE

Yaesu FT47GX All Band/Mode Transceiver
 ★ C/W Free 20A regulated PSU
 ★ Inc. Raycom Mk2 RX mod. for better RX performance
 ★ 120W RF output
 ★ Continuous coverage receiver
£725.00 Carr. £12.50 (Limited supplies)



OUR FAMOUS YAESU FRG9600 PACKAGES

★ Free Royal 1300 25-1300 MHz discone
 ★ Supplied with free mains PSU
 ★ Improved receiver specification
 ★ Wide choice of options
MK2 60-950 MHz @ £545.00
MK5 100 KHz-950 MHz @ £699.00 + p&p £10



RAYCOM NEWS BOX

ROYAL 1300

(Same as Icom AH7000 Diamond D109)



RAYCOM IS SAVING YOU MONEY AGAIN

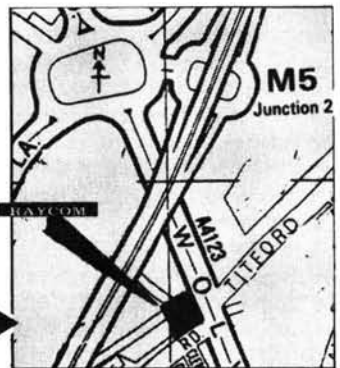
£65 **£59.50**
 P&P £5.00

NEW ICOM SUPER RIGS

★ ICOM IC2GE £265.00
 ★ ICOM IC32E £399.00
 ★ ICOM IC3210E £499.00

EXPANDABLE RX. POA

CALL US FOR THE BEST DEAL AROUND.



RAYCOM COMMUNICATIONS SYSTEMS LTD.
INTERNATIONAL HOUSE, 963 WOLVERHAMPTON ROAD
OLDBURY WEST MIDLANDS B69 4RJ
Telephone 021 544 6767. Fax 544 7124. Telex 336483 Identi-G

CALL IN,
 EASY TO GET TO,
 EASY PARKING

ORDERING INFORMATION

ALL PRODUCTS WE ADVERTISE ARE NORMAL STOCK ITEMS. OUR NEW MAIL ORDER DEPARTMENT CAN NOW DESPATCH MANY ITEMS SAME DAY, BUT PLEASE ALLOW UP TO 14 DAYS. DELIVERY TIME IS SUBJECT TO CARRIAGE METHOD IF ORDERING BY MAIL PLEASE INCLUDE CARRIAGE AND STATE YOUR DAYTIME TELEPHONE NUMBER. ALL PRODUCTS OVER £750.00 CARRIAGE FREE PLEASE ALLOW TIME FOR PERSONAL CHEQUES TO CLEAR. PLEASE CALL BEFORE ORDERING AND FOR MORE INFORMATION

NEW INFOLINE 0836 282228
 available 5-9pm (weekdays only)



RAYCOM gives you MORE PURCHASING POWER!

FOR FAST SERVICE PHONE IN YOUR ORDER WITH ANY MAJOR CREDIT CARD OR IN MOST CASES WE CAN OFFER YOU INSTANT CREDIT OF UP TO £1,000.00 (SUBJECT TO STATUS. RAYCOM ARE LICENSED CREDIT BROKERS. APR 29.8%, SUBJECT TO VARIATION. FREE CREDIT ON CERTAIN PRODUCTS AT M.R.P. PRICES. 50% DEPOSIT AND SIX MONTHLY PAYMENTS. PLEASE TELEPHONE FOR MORE DETAILS AND APPLICATION FORMS.

TEL: 021 544 6767

New opening hours:

9.00 a.m. - 5.30 p.m. 5 days, late night Friday (until 7.00 p.m.)

FULL RANGE OF ICOM, YAESU, BEARCAT-UNIDEN MFJ, BUTTERNUT, JAYBEAM, TONNA, WELZ IN STOCK, MOST PRODUCTS AVAILABLE IN THIS MAGAZINE AVAILABLE AT RAYCOM, PLUS OUR SPECIAL PACKAGE DEALS. CALL US NOW FOR DETAILS.



FOR THE BEST IN AMATEUR RADIO
 Raycom are authorized dealer/distributors for all of the products we sell.

**OUT
NOW!**

CRICKLEWOOD

ELECTRONICS

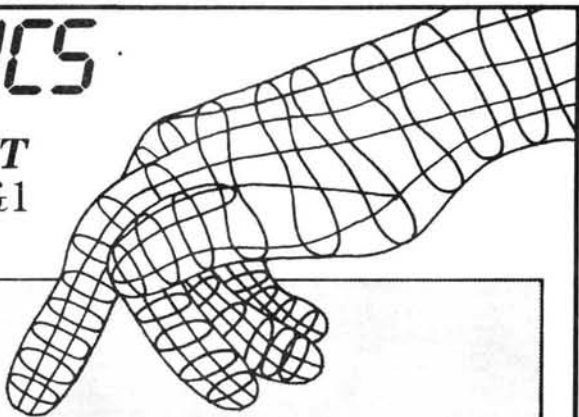
**1989 100 PAGE COMPONENT
CATALOGUE PRICE £1**

SEND OFF FOR YOUR COPY TODAY...

- WE STOCK AN UNRIVALLED RANGE
- ALL OUR COMPONENTS ARE FIRST CLASS BRANDED ITEMS
- WE OFFER A SAME DAY SERVICE ON ALL STOCK ITEMS
- NO MINIMUM ORDER—IF YOU NEED ONE COMPONENT WE CAN SUPPLY ONE COMPONENT
- WE HAVE ADOPTED A NEW LOWER PRICING POLICY + QUANTITY DISCOUNTS
- FREE VOUCHERS WITH YOUR CATALOGUE—ORDER ONE NOW!...

JUST FILL IN THE COUPON OPPOSITE AND POST IT WITH YOUR £1 PAYMENT TO THE ADDRESS BELOW. YOU WILL RECEIVE NOT ONLY OUR SUPERB 100 PAGE CATALOGUE, BUT ALSO FREE VOUCHERS WHICH YOU CAN USE ON YOUR NEXT COMPONENTS ORDER.

CRICKLEWOOD ELECTRONICS LTD 40 CRICKLEWOOD BROADWAY LONDON NW2 3ET TEL: 01-450 0995/452 0161 FAX: 01-208 1441 TELEX: 914977



FREE VOUCHERS!

SEND OFF FOR YOUR CATALOGUE AND VOUCHERS TODAY.

I WOULD LIKE TO RECEIVE.....
COPY(COPIES) OF THE 1989
CRICKLEWOOD ELECTRONICS
COMPONENT CATALOGUE. I
ENCLOSE £.....
PLEASE ENCLOSE MY FREE
VOUCHERS.

Tape your £1 coin
here, or send a
cheque or postal
order for £1.00 for
every catalogue you
require.

NAME.....

ADDRESS.....



PRACTICAL WIRELESS KITS

Marlborough LF/MF to HF Converter	Dec 88	21.90	Automatic Nicad Charger	Oct 86	18.20
Badger 144 MHz Receiver	Oct 88	63.90	Simple 50MHz Converter	Sept 86	21.50
Portland RF Voltmeter	July 88	20.70	Arun Parametric Filter	May 86	51.30
Orwell MW Receiver Excluding case	Feb 88	73.00	Meon 2.50MHz Transverter (144MHz IF)	April 86	41.00
Other 50MHz Receiver	Jan 88	41.30	Meon 2.70MHz Transverter (144MHz IF)	April 86	44.00
RTTY Tuning Indicator	Nov 87	24.90	Rtty Morse Modem (exc. case)	Jan 86	31.85
Blenheim v.h.f. to h.f. receive converter	Sept 87	26.60	Two Tone Oscillator	Dec 85	25.30
Downton. Freq. to Voltage Converter	June 87	19.70	Meon 50MHz Transverter (28MHz IF)	Oct 85	41.00
AXE Signal Tracer	May 87	49.00	Meon 70MHz Transverter (28MHz IF)	Oct 85	41.00
Itchen LCR Bridge	April 87	27.90	Meon 144MHz Transverter (28MHz IF)	Oct 85	41.00
Woodstock Short Wave Converter	March 87	26.50	Fet Dip Oscillator	Oct 85	20.90
Masthead Preamp For 144MHz	Feb 87	39.30	Capacitance Meter	Oct 85	21.30
Westbury Basic Wobblulator	Jan 87	16.50	Add On BFO	Aug 85	13.95
High Impedance Mostel Voltmeter	Dec 86	25.30	Morse Sending Trainer	July 84	14.00
Taw VLF Converter	Nov 86	14.20	Auto Notch Filter	June 84	25.90
Active Antenna	Nov 86	17.80			

PRICES DO NOT INCLUDE VAT, WHICH SHOULD BE ADDED TO THE TOTAL ORDER VALUE AFTER ADDING P&P. P&P = 80p. ARTICLE REPRINTS 50p (SUPPLIED FREE WITH KITS). ALL KITS ARE COMPLETE (LESS BATTERIES). UNLESS SPECIFIED INCLUDING PCB, CASE, ALL COMPONENTS, CONNECTORS AND HARDWARE. ALL COMPONENTS ARE NEW AND TO FULL SPECIFICATION.

CHEQUE, P.O., OR ACCESS TO:

CPL ELECTRONICS, 8 Southdean Close, Hemlington, Middlesbrough, TS8 9HE

Other kits are available plus a wide range of components etc. TEL: 0642 591157.

ACCESS, MAIL OR TELEPHONE ORDERS WELCOMED. FREE PRICE LIST ON REQUEST.



SMC SOUTH MIDLANDS COMMUNICATIONS



NEWS

The CREATE company has, for the past twenty years, been the leading manufacturer of amateur and commercial antennas (mainly HF) in Japan.

Now available to customers in the UK through South Midlands Communications, the appointed distributor, are the popular CREATE HF beams to cover the 10/15/20 metre bands, HF baluns up to 10KW PEP and the exciting 10/15/20/40V dipole which has elements of only 19ft and is designed in such a way that it can be mounted in particularly awkward places. SMC also stock what must be one of the largest amateur antennas available, the 40 metre full sized beam, as well as 6 and 7 element and six metre yagis and professional quality log, periodic antennas for 50-1300 and 105-1300MHz. CREATE also manufacture rotators to exacting levels of precision and these have virtually no back lash, quiet gears, variable speed and large torque. All are now available from SMC stock. Please contact us NOW for full details.

All beams supplied complete with balun

CD318JR 4 ele 10-15-20M 750W PEP Gain 7:7.5:8dB F:B 18dB	Only £299 P&P £5.90
CD318 4 ele 10-15-20M 2KW PEP Gain 7:8.8:5dB F:B 18:20:20dB	Only £349 P&P £5.90
CD318B 5 ele 10-15-20M 2KW PEP Gain 7:5:9.95dB F:B 20:18:20dB	Only £449 P&P £7.90
CL40B-4 3 ele Yagi 40M 4KW PEP Gain 8dB F:B 22-18dB	Only £999 P&P £12.50
CV48 40M vertical 2KW PEP 500W PEP Radial wires included suitable for ground or roof mounting	Only £210
AD385 Matching network 40/80M for CV48 remote switchable	Only £49 P&P £2.85
CV730V-1 V dipole for 10-15-20-40 1KW:2KW PEP 19' ele capable of being mounted anywhere	Only £149 P&P £3.50



730VI
£149



318Jr
£299

SMC LTD, SM HOUSE, SCHOOL CLOSE, CHANDLERS FORD INDUSTRIAL ESTATE, EASTLEIGH, HANTS SO5 3BY.

Tel: (0703) 255111. Telex: 477351 SMCOMM G.

Fax: (0703) 263507



AR-200Z?

IC-R7000?

FRG-9600?

SEND FOR DETAILS ABOUT A BRILLIANT NEW PRODUCT WHICH GREATLY INCREASES THE UTILITY & FUNCTIONS OF THESE RECEIVERS

AIRCASLE PRODUCTS
P.O. BOX 78
BOURNEMOUTH
BH1 4SP
(0202) 666233

PLEASE STATE WHICH RX YOU HAVE

Packet Radio Update Part 1

Growth in activity has been exponential and it is estimated that there are well over 4000 amateurs active in the UK alone. Indeed it is quite possible now to obtain a DXCC on packet with well over 140 countries active on the h.f. bands. In fact, h.f. has expanded to such an extent that packet has spread to 14.117MHz — much to the consternation of some who consider it an undesirable state of affairs; more on that later.

With the upward trend of the current sunspot cycle, activity has moved to 21MHz with me residing on 21.107 most of the time with the BBS. However, at this moment we are in the doldrums and I will be moving back to 14.105MHz shortly.

Just to whet your appetite if you are keen on chasing DX, the countries that are currently active are given in Table 1.1. This figure is increasing daily and it will be interesting to see who will be the first to claim packet DXCC. Locally in Norwich, Ted G4RCI leads the field with 85 worked. However, as usual, the difficult part is obtaining the QSL card! I am still stuck on 67 worked, mainly due to the fact that the 14MHz beam met with an accident and also the BBS has kept me off the DX scene somewhat. This, coupled with the fact that I have changed over to the WA7MBL software on a PC clone from the W0RLI CP/M version has kept me quite busy!

HF Packet

Despite all this, h.f. packet has remained a bone of contention for quite some time and comments such as, "I thought packet was only for v.h.f." and, "packet should stay in the RTTY segment", or the worst comment of all, "packet doesn't work on h.f." are heard all too often. The same attitudes and prejudices abounded in the late fifties when RTTY first came on the bands. I was one of the first G stations on RTTY and well remember the struggle we had to establish a niche for our unwanted jingle-bells. There was certainly no bandplan to cover operation on RTTY and James Hepburn VE7KX put his RTTY where he thought he would be out of the way of most c.w. and all s.s.b. operators, namely 14.095MHz. This established the now well-known "RTTY segment". Well, history repeats itself, now it's packets' turn.

However, the pundits who reckon we ought to stay in the RTTY segment have obviously not used either mode. The two modes are NOT compatible. The very nature of the continuous carrier, 100 per cent duty-cycle of

Since the last series written by Roger J. Cooke G3LDI in August 1987, considerable progress has been made in the world of packet radio. Now, he updates us with what's going on there.



Robert, son of G3LDI, and Malcolm G3PDH at GB3NP

RTTY will ensure that the packet station will not stand a snowball-in-hells chance of being heard.

We therefore NEED an exclusive segment, say 20kHz, to use the mode properly. I am of the opinion that packet and AMTOR will supersede RTTY as machines become obsolete, irreparable, etc., but it will take time and until then the two modes cannot co-exist.

A paper has been prepared by the RSGB HF Committee and was presented at the IARU Region 1 HF Working Group meeting in September 1988. Unfortunately, at that meeting it

was decided to recommend that packet co-exist with RTTY in the RTTY segment, a totally unsatisfactory situation. A bulletin was sent out earlier (dated 6 June 1988) via the network inviting comments of a constructive nature so that an overall consensus could be obtained. I would urge you to read this paper which has a number of salient points regarding h.f. working and then send your comments to add weight to the argument regarding the required EXCLUSIVE frequencies. If you have not seen the bulletin, an s.a.s.e. will produce a copy — QTH at the end of the article.

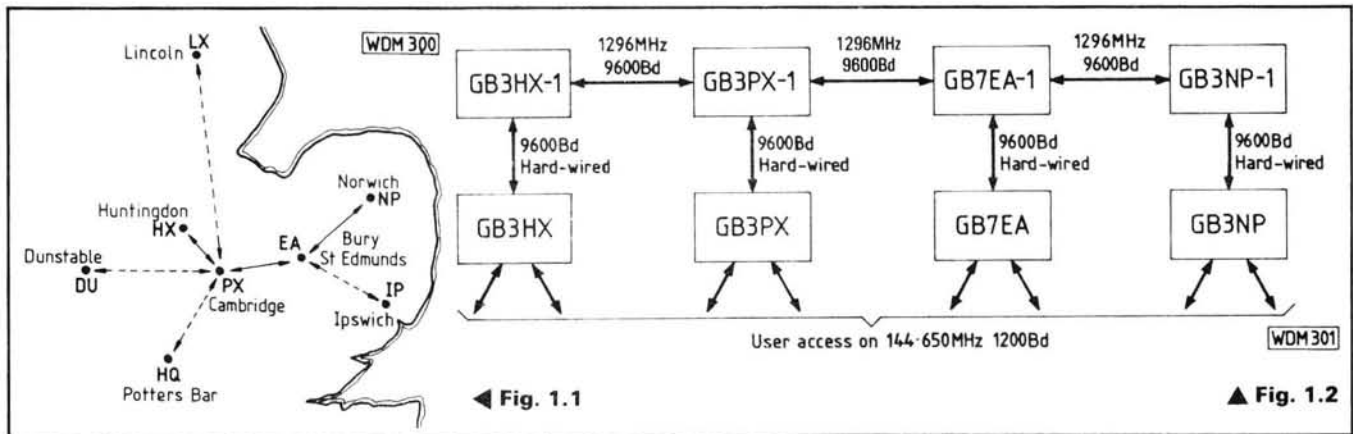
Bandplans are made by gentlemen, most packet operators hopefully are gentlemen, the recommendations of both the ARRL and RSGB HF committees are that we stay within the RTTY segment. This has been tried and found to be impossible so it is imperative that we have a segment solely for packet. Then we can sort ourselves out within that segment with spot frequencies for BBS operation and others (a larger proportion in my opinion) for regular contacts. The average packet operator is not an ostrich, but neither does he wish to be ostracised. After all, 20kHz from the s.s.b. portion on 21 and 14MHz leaves the s.s.b. operator a 200kHz average amount on each band which is quite a large percentage. So, PLEASE write to the HF Committee Chairman, Martin Atherton G3ZAY, 41 Enniskillen Road, Cambridge CB4 1SQ and add weight to the argument. Then perhaps we may get just the allocations we require.

NetRom

The introduction of NetRom has certainly made the forwarding of mail a great deal easier. However, with NetRom came some aggravation with complaints that control codes were fouling things up, causing screens to clear, etc. This, coupled with the increase in traffic, the increase in user-

TABLE 1.1

A4	A6	A9	AP	BY	CE	CN8	CP	CT1	DL	DU
EA1	EA6	EA8	EI	F	FK	FM	FO	FR4	G	GI
GJ	GM	GU	GW	HA	HB	HBO	HC	HH	HI	HK
HL	HP	HR	HS	HT	I	ISO	J8	JA	KC4	KG4
KH0	KH2	KH6	KH8	KL7	KP4	LA	LU	LX	LZ	OA
OD	OE	OH	OH0	ON	OX	OY	OZ	P2	PA	PJ2
PJ7	PY	PZ	SM	SP	ST	SU	SV	SV9	T7	T30
TF	TG	TI	TK	TR	TU2	UA3	UT5	V8	VE	VK
VP2M	VP9	VS6	VU	W	XE	XX9	YB	YJ	YU	YV
Z2	ZD7	ZF	ZK1	ZL	ZS	ZS3	3A	3D6	4U1TU	
4X	5H3	5N	5W	5Z	6W	7P	9H	9K2	9M	9N
9Q	9V									



access to BBSs and also real-time contacts on 144.650 instead of 144.675, prompted the forming of Eastnet. James Miller G3RUH, together with Philip Howarth G3YAC were both instrumental in organising many meetings with representatives from the GB3NP, GB3PX, GB3HX and GB3LX groups, the final outcome of which was the decision to move the inter-node linking to 1296MHz — to be implemented in July — assuming licensing by then. We are still waiting (as of December '88), but have carried out site tests and proved the path. GB3NP is situated at the top of a grain silo, about 27m above ground. We had to hoist the gear up by rope on a very cold March Sunday. The photograph shows Malcolm G3PDH and Robert, son of G3LDI, at the antenna of GB3NP prior to hoisting all the equipment.

The antennas will be helicals, designed by James G3RUH. He has also designed a very nice 9600 baud modem for use at each site, which incidentally is being marketed worldwide. However, the cost of such a system is fairly daunting, especially when your group has few members. So, if you have not paid your repeater subs yet, think twice about how it got there. It's not an AOG device (Act of God)—indeed it has been estimated that the core of the Eastnet project will cost approximately £2000.

In Norwich we have raised subs by means of junk sales, more members, a barbecue (hopefully an annual event),

etc. GB3EA recently were forced into a site move which necessitated a relicence. This has just come through as GB7EA, but they are now faced with a £120 site rent with just five members. If you use GB7EA on a regular basis... (enough said?).

The diagrams in Figs. 1.1 and 1.2 show the basic arrangement of Eastnet and also the proposed extensions to it. Hopefully all inter-node traffic will eventually rest on the 1296MHz band, thus increasing the traffic flow (English for the American "throughput") and the efficiency of the overall system. It has already been mooted that perhaps the 9600 baud may not be high enough

depending on end-user use. The slower end-user speed of 1200 baud could cause congestion, and this may have to increase also. However, we have made very good progress in the few years that packet has been with us.

Whilst on the subject of NetRom, some rather interesting statistics appeared in *Gateway*, the ARRL Packet Newsletter. The number of NetRoms sold by the end of 1987 was well over 1000. The average rate of sales is over 30 per week and growing. NetRom is now in use in over 20 countries and the most interesting part is the distribution per country as given in Table 1.2. Note how many are already operational in Japan.

Finally, in this issue, a mention of TheNet. This is a PD software package, available from NORDLINK—the Northern Germany Packet Radio Development Group. It has been written by DF2AU and DC4OX and it will do all that NetRom will do and more. It has seen distribution to sixteen countries as at May 1988. More details about this in Part 2, but if you would like a copy of the software, Dirk G1TLH is handling the distribution for the UK and a small donation to cover postage, etc. (which will go to the Eastnet fund) will obtain your copy.

Addresses

G3LDI: The Old Nursery, The Drift, Swardston Common, Norwich, Norfolk NR14 8LQ.

G1TLH: 24 Cemetery Road, East Dereham, Norfolk NR19 2ET.

TABLE 1.2

Country	No. of NetRoms
Argentina	1
Australia	6
Austria	5
Belgium	14
Chile	2
Denmark	4
England	37
Indonesia	1
Italy	4
Japan	185
Netherlands	1
Norway	20
Spain	4
Sweden	10
Switzerland	7
West Germany	21
Yugoslavia	3
USA & Canada	750

ERRORS & UPDATES


PW "Badger" October 1988

De-coupling capacitor C8 is connected from the +12V supply rail to ground. Unfortunately, due to an error in the p.c.b. artwork, the wrong hole was counterbored in the ground plane, thus connecting the +12V side of C8 to ground. To overcome this problem, counterbore the second ground plane hole of C8 with either a Vero spot-face cutter or suitably sized drill bit.

An RF Operated Relay, February 1989


Apologies to the author, Paul Benton G8SVF, for the error in his call sign on this article.

**PLEASE MENTION
PRACTICAL WIRELESS
WHEN REPLYING TO
ADVERTISEMENTS**



The new AMR1000/S

It checks out from every angle



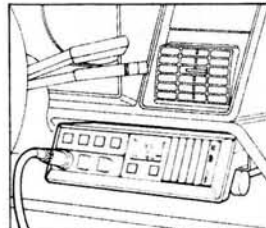
Whichever way you look at it, the Navico AMR1000/S sets new standards in 2m mobile transceivers.

The angled, reversible control panel, together with a range of inexpensive optional mounting brackets enables installation in any vehicle, whether under or on top of the dash, either side of a central console or even from the roof.

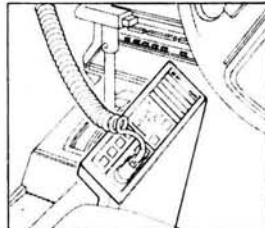
This means the display will always face you giving total access to the controls which are spaced to allow simple, safe, mobile operation. The front mounted loudspeaker will also face you, projecting the sound toward you and not at your feet or into the dashboard.

Combine this with the most sensitive and selective receiver, an audio response tailored for today's busy band and the unique, fully automatic repeater/simplex operating facilities and you have a truly remarkable mobile radio.

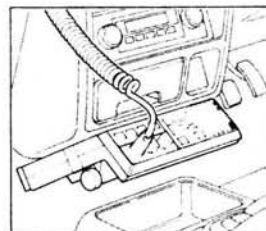
There is also a choice of models to suit your exact



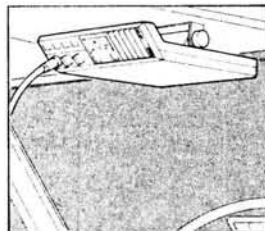
Under dash mounted (side)



Central console mounted



Under dash (central)



Roof mounted

needs. In the words of Chris Lorek of HRT about the Navico AMR1000/S "Not only does it out-perform its competition on technical grounds but it offers many very useful operating features not found on other rigs, and sells at what appears to be a very competitive price".

Check it out for yourself, prices start at just £247.25 (incl. VAT). For more details and to arrange a personal

demonstration clip the coupon today.

PRIORITY INFORMATION REQUEST

For full details send to:
Navico, Star Lane, Margate, Kent CT9 4NP,
United Kingdom. Telephone: 0843 290007.

Name _____

Address _____

Tel _____

The professionals in amateur radio

NAVICO

PW/388

PW REVIEW



The latest mobile transceiver to appear from Icom is the dual-band IC-3210, offering full duplex operation on both the 144 and 430MHz bands. It is also fitted with a built-in r.f. diplexer to allow one of the many dual-band mobile or base station antennas to be used without the necessity of an external combiner. PW has been fortunate in obtaining an exclusive review sample of this unit from Icom (UK) Ltd. Here, Chris Lorek G4HCL reports on his on-air and lab tests.

Features

The set is fractionally smaller than its predecessor the IC-3200, having the same fascia but with 50mm less depth. The resultant small size allows it to be fitted with ease into the smallest of dashboards. A large backlit l.c.d. panel with coloured filters provides a clear readout of the operating frequency, memory channel, signal strength and the like, and for night-time use the level of illumination may be varied in four pre-set steps to avoid distraction from driving. The front panel contains a minimum number of controls and switches in a further attempt to make operation when on the move reasonably simple.

A transmit power of 25W is provided on each band, with a switchable low power of 5W in each case for local communication or for when you need to reduce battery drain. The set comes with a mobile fist microphone complete with UP/DOWN buttons and an internally-fitted 1750Hz toneburst for repeater access. A mobile mounting bracket, fixing hardware, and a fused d.c. power lead of generous length are also supplied.

The set covers 144-146MHz (2m) and 430-440MHz (70cm), using pro-

grammed steps of 12.5kHz or 25kHz independently selectable on each band. It is possible, if required, to extend the frequency coverage on receive on both bands for monitoring purposes. Twenty memory channels are provided, each storing two frequencies. These may be two frequencies on a single band such as a repeater channel or indeed two simplex frequencies, or a cross-band duplex frequency. In the latter case, simultaneous transmit and receive is possible, in a manner similar to a duplex-type telephone conversation. Note that it is not possible to have complete twin-band operation, i.e. it isn't possible to receive on two bands at the same time as you would be able to do with separate rigs.

Scanning



Three modes of scanning are provided, a programmed band scan, a memory scan, and a selected band memory scan. In the programmed band scan, any two frequencies on a given band may be preset as scan edge limits, with the frequency range in between being searched in the user-selected channel steps. The memory scan searches through all the selected memory channels, any number of these

may be locked out of the scan mode if required. The selected band memory scan goes one step further and only searches those channels programmed in the selected 2m or 70cm band. In each case the search is initiated by keeping one of the microphone-mounted UP/DOWN buttons pressed for at least half a second, and halts as soon as the receiver squelch lifts, signifying a received signal, continuing after a pause of 15 seconds regardless of squelch state. If the received signal drops before this time period, the set pauses two seconds before resuming to prevent missing a simplex reply.

A two-channel "priority watch" is also available, where the set briefly checks a pre-programmed frequency every 5 seconds, halting again for up to 15 seconds if activity is present. This mode is enabled by a press of the front panel PRIO button.

Controls

As well as by using the microphone mounted UP/DOWN buttons, the operating frequency may be varied by using the large panel mounted click-step tuning knob, and by depressing the TS button 1MHz steps are provided to allow you to get from one part of



Icom IC-3210 Dual-band Transceiver

the band to the other quickly. The VFO/M button beneath the tuning knob switches between digital v.f.o. and memory channel operation, and an adjacent CALL button gives access to a pre-programmed call channel on both 2m and 70cm bands, pressing this button again reverts the set back to normal v.f.o. or memory operation. Other smaller buttons above the microphone connector are used for memory and duplex programming, as well as switching an optional sub-audio tone unit in and out of circuit.

The rotary volume control doubles as a power on/off switch, and the adjacent rotary squelch control when momentarily depressed opens the receiver squelch as well as automatically switching the receiver to the programmed transmit frequency, e.g. for reverse-repeater checking.

Connections

The usual 8-pin Icom microphone carries lines for p.t.t., TX audio, RX audio output, UP/DOWN frequency control, a Tone Squelch Busy line, and an 8V d.c. output supply, allowing the connection of a number of external units such as a packet radio TNC without the need for several leads. On the rear of the transceiver case a

3.5mm jack is provided for an external speaker, together with flying leads for d.c. supply and the common 2m/70cm antenna, the latter being terminated in an SO239 socket.

Accessories

A number of optional accessories are available for the transceiver, such as external microphones for base and hands-free mobile use, a variety of external speakers, and an a.c. power supply for base station use. An internal fitment is the optional UT-40 tone squelch unit, adding sub-audio tone generation and receiver squelch switching facilities, for use on simplex for quiet monitoring of busy frequencies, or on duplex with the increasing number of UK repeaters having sub-tone control and regeneration facilities.

On The Air

The set was tested both when mobile, using a gutter-mounted dual-band whip, and from home on both voice and packet coupled to a rooftop dual-band collinear.

Programming the memories with my required local repeater and simplex

chat channels was very simple due to the logical programming method. I found I rarely had to refer to the supplied instruction manual. Reading through this however gives the newcomer an excellent step-by-step guide to operating the set, with worked examples thrown in for good measure.

I found it useful to be able to program 12.5kHz step sizes on 2m with 25kHz steps to 70cm, hence allowing me to miss the several 12.5kHz offset carriers present on 70cm from the primary band users. In many areas of the country, amateurs frequently use 12.5kHz steps on 2m though, hence this facility was very useful. After programming the two CALL channels with S20 and SU20, I commenced installing the set in my Ford Escort.

Due to the set's compact size, I found it fitted quite nicely on the top of the dashboard, hence minimising the eye-travel distance required between the display and the road ahead. I also found the set would easily fit in several places beneath the dashboard fascia if required, due to its short case depth, but here the internal speaker pointed towards the floor carpet which tended to reduce the readability somewhat.

Using the set whilst on the move was very simple, due the very clear display

and uncluttered front panel controls. I used the UP/DOWN buttons in combination with the programmed memory channels almost exclusively. When things became quiet, I found a quick band scan to search for activity or a QSY to my programmed calling channel to put a CQ out could easily be initiated due to the sensible positioning of the relevant buttons, just beneath the large main tuning dial.

I found repeater access was made easy due to the microphone-mounted toneburst button, rather than having to fumble around finding the appropriate fascia button as some earlier mobile sets required. For reverse repeater checking, prior to attempting a simplex QSY, a quick press of the squelch knob gave me an instant verification, this again being an operation that could be carried out by touch alone and hence not requiring me to take my eyes off the road ahead.

Reports of my transmitted audio were generally very good if occasionally marred by the presence of background noises, this possibly being due to the sensitive nature of the supplied fist microphone. Of note for potential users of external "gooseneck" or neck-band microphones is that the 1750Hz toneburst circuitry itself is incorporated into the supplied Icom fist mic; if you remove this then you lose the facility. On receive I found the available volume level perfectly adequate, although rather on the "toppy" side as I have become used to from Icom mobile gear. Plugging in my external mobile speaker made little difference to the frequency response or the audio level, showing that the small internal speaker was doing its job quite well.

I found the receiver sensitivity on both 2m and 70cm to perfectly match the available transmit power, with several distant repeaters being heard and worked through. The receiver bargraph S-meter did vary quite a bit with small changes in the receive signal strength. With normal mobile flutter it was often either at full scale or not reading at all, this however is a limitation with many f.m.-only sets.

When in use at home, the set gave a good performance on both bands in rejection of 12.5kHz spaced channels. I found also on 2m that it was quite immune to transmissions from my adjacent PMR hand-portable on 172MHz, indicating the set should be capable of holding its own in many highly-congested r.f. locations such as city centres with taxis and despatch PMR transceivers operating all around. During long ragchew-type QSOs on high power, I did see the transmitter power reduce somewhat on both bands as the rear heatsink became hot, dropping from 26W to around 18W after several minutes of continuous transmission.

I performed a quick check by connecting the set via the mic plug to one of my packet radio TNCs, as many readers would also be interested in the

★ LABORATORY RESULTS

RECEIVER

Sensitivity:

(Input level p.d. required to give 12dB SINAD)

144MHz: 0.136µV	430MHz: 0.147µV
145MHz: 0.135µV	435MHz: 0.132µV
146MHz: 0.138µV	440MHz: 0.145µV

Adjacent Channel Selectivity:

(Measured as increase in level of interfering signal, modulated with 400Hz at 1.5kHz deviation, above 12dB SINAD ref. level to cause 6dB degradation in 12dB on-channel signal)

	145MHz	435MHz
+12.5kHz:	44.0dB	47.5dB
-12.5kHz:	41.5dB	34.5dB
+25kHz:	79.5dB	79.0dB
-25kHz:	78.5dB	76.0dB

Blocking:

(Increase over 12dB SINAD level of interfering signal modulated with 400Hz at 1.5kHz deviation to cause 6dB degradation in 12dB SINAD on-channel signal)

	145MHz	435MHz
+100kHz:	90.5dB	91.5dB
+1MHz:	101dB	102dB
+10MHz:	107dB	110dB

Intermodulation Rejection:

(Increase over 12dB SINAD level of two interfering signals, giving identical 12dB SINAD on-channel 3rd order intermodulation product)

	145MHz	435MHz
25/50kHz:	75.5dB	74.5dB
50/100kHz:	76.0dB	74.5dB

Maximum Audio Output:

(Measured at 1kHz on the onset of clipping)

3Ω load: 2.55W r.m.s.
8Ω load: 1.62W r.m.s.
15Ω load: 0.98W r.m.s.

Image Rejection

(Increase in level of signal at first i.f. image frequency over level of on-channel signal to give identical 12dB SINAD signals)

145MHz: >110dB	435MHz: 105dB (-61.750MHz)
----------------	----------------------------

S-Meter Linearity:

Indication	145MHz		435MHz	
	Sig.Level (p.d.)	Rel.Level	Sig.Level (p.d.)	Rel.Level
S1	0.51µV	-5.3dB	0.73µV	-4.6dB
S3	0.55µV	-4.7dB	0.82µV	-3.6dB
S5	0.68µV	-2.8dB	0.91µV	-2.7dB
S7	0.76µV	-1.8dB	1.02µV	-1.7dB
S9	0.94µV	0dB ref	1.24µV	0dB ref
S9+	1.18µV	+2.0dB	1.85µV	+3.5dB
S9++	1.93µV	+6.2dB	3.05µV	+7.8dB

TRANSMITTER

TX Power and Current Consumption:

Freq MHz	Power	Supply		
		10.8V	13.8V	15.6V
144	High	19.2W/5.30A	26.4W/5.65A	33.1W/5.70A
	Low	3.95W/2.40A	3.95W/2.45A	3.95W/2.45A
145	High	19.2W/5.35A	26.5W/5.65A	33.4W/5.70A
	Low	3.95W/2.39A	3.95W/2.45A	3.95W/2.45A
146	High	19.2W/5.40A	26.3W/5.70A	32.9W/5.70A
	Low	3.90W/2.39A	3.90W/2.45A	3.90W/2.45A
430	High	10.5W/4.50A	26.6W/6.20A	32.5W/6.75A
	Low	3.60W/2.20A	4.40W/2.40A	4.80W/2.50A
435	High	10.6W/4.65A	26.3W/6.35A	32.0W/6.65A
	Low	3.40W/2.15A	4.40W/2.30A	4.85W/2.40A
440	High	10.9W/5.05A	25.9W/6.30A	30.5W/6.45A
	Low	2.95W/2.05A	3.70W/2.20A	4.20W/2.30A

Harmonics:

	145MHz	435MHz
2nd Harmonic:	-72dBc	-83dBc
3rd Harmonic:	-94dBc	-82dBc
4th Harmonic:	-82dBc	-97dBc
5th Harmonic:	-98dBc	<-100dBc
6th Harmonic:	<-100dBc	<-100dBc
7th Harmonic:	<-100dBc	<-100dBc

Spurii: (Transmitting on 435MHz)

217.5MHz: -71dBc (½ carrier), 652.5MHz: -77dBc (1½ carrier)

Peak Deviation:

2m: 4.72kHz 70cm: 4.68kHz

Toneburst Deviation:

2m: 4.45kHz 70cm: 4.34kHz

use of the transceiver for this mode. I found in general the set-up performed quite well, but occasionally it would miss packets when communicating with a local Network Node station having a DWait of 0 and a very short TXDelay. This was due to the slight

delay in the IC-3210 synthesiser switching from transmit to receive, and failing to receive a correct ACKnowledgement. This however to be fair is a common problem and arguably due to the remote TNC's settings, but it must be borne in mind.

★ MAKER'S SPECIFICATIONS

GENERAL	
Frequency range:	144-146MHz 430-440MHz
Emission mode:	F3E (f.m.)
Antenna impedance:	50Ω unbalanced
Memory channels:	20 (double-spaced) plus two call channels
Supply requirements:	13.5V d.c. ± 15%
Transmit:	7.6A (high power) 3.6A (low power)
Receive:	550mA (standby) 900mA (max. audio)
Dimensions:	140W × 50H × 180Dmm (excluding projections)
Weight:	1.2kg (2.6lb) approx.
RECEIVER	
Circuit type:	Double superhet IF1 30.875MHz IF2 455kHz
Sensitivity:	0.18μV for 12dB SINAD
Audio output:	>2.4W (8Ω, 10% t.h.d.)
TRANSMITTER	
RF output power:	25W (high) 5W (low)
Maximum deviation:	± 5kHz
Spurious emissions:	>60dB below carrier
Mic impedance:	600Ω

Laboratory Tests

The accompanying technical results show the set performed very well in most respects, of note being the good adjacent channel and general strong-signal rejection. This shows the set to have the ability to operate reasonably well with 12.5kHz channel spacing if this is formally adopted in the future. The S-meter dynamic range was rather limited, as found on-air.

On transmit the harmonics were very well suppressed, I did note two spurious outputs though, albeit at a low level, when testing on 70cm. These occurred at $\frac{1}{2}$ and $1\frac{1}{2}$ times the carrier frequency, the higher of these falling within the UK TV channel 43. The transmit deviation was correctly set at just below 5kHz on both bands. Ample r.f. power output was provided on both

bands, though this did start to reduce slightly as the set became hot when testing on high power.

Conclusions

At a current selling price of £499, the Icom IC-3210 is very good value for money, costing little more than a typical single-band f.m. transceiver with similar features, and certainly a great deal less than separate transceivers for each band. It does not give the flexibility that separate transceivers or some dual-band sets give (such as being able to listen out on 70cm whilst having a QSO on 2m), but offers the advantage of a single compact rig that is small enough to fit in many of today's cars with their limited dashboard space.

The set is easy to operate, this fact being very important when operating on the move. Its large display and uncluttered controls helped greatly in this respect. Note that the use of an external mobile microphone will also require an external 1750Hz tone generator to be provided for repeater access. The technical performance was quite reasonable for a 25W equipment, and the capability of extending the receiver frequency coverage may also be of advantage to the scanner enthusiasts amongst us, indeed the USA model of this set offers 138-174MHz reception as standard giving an indication of its potential.

Thanks go to Icom (UK) Ltd for the loan of the review set. **PW**

Tidy up your shack

PW BINDERS

Only £3.50 each (plus
£1 p. & p. for one binder, £2 p. & p.
for two or more, UK or overseas)

Are you tired of sifting through cardboard boxes and carrier bags to find that useful item in PW?


Our **smart new style** binders, covered in blue plastics, are a must for your library, keeping your radio magazines in good condition and easily accessible.



Plus!

Tidy up those other mags too. Plain binders to take any A4 size magazines—no names, no pack drill!

HOW TO ORDER

Send a postal order, cheque or international money order with your order, stating number and type required to **PW Publishing Limited, FREEPOST, Enefco House, The Quay, Poole, Dorset BH15 1PP**. Payment by Access, Mastercard, Eurocard or Visa also accepted on telephone orders to Poole (0202) 678558. Normally despatched by return of post but please allow 28 days for delivery. Prices include VAT where appropriate.



0202 678558   (24 hour Answer Service)

Antenna Clinic

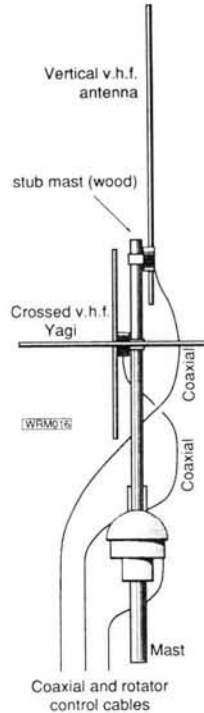
Session 3

Q "I have a crossed Yagi beam on the rotator stub mast and above this a 'Slim Jim', as shown in the drawing. With the Yagi operating in horizontal mode, the v.s.w.r. is about 1:1, but in vertical mode this rises to around 1.6:1. The coaxial cable from the 'Slim Jim' comes down between the Yagi directors and the stub mast is metal."

A With the crossed Yagi operated in vertical mode, the coaxial cable from the antenna above is running parallel with the vertical directors of the Yagi. The metal stub mast is also in close parallel proximity to the Yagi directors. Both the cable and the stub mast are almost certainly causing detuning of the Yagi directors, resulting in higher v.s.w.r., and may also be causing radiation pattern distortion and loss of forward gain.

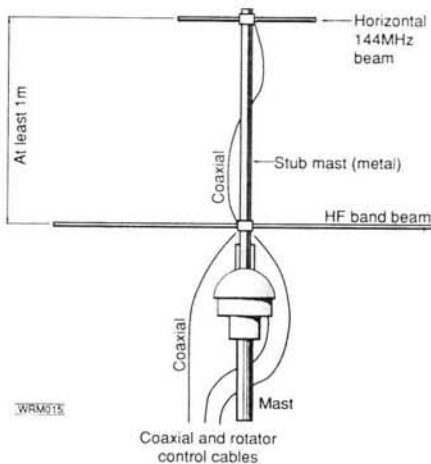
If possible, the stub mast should be of wood (of the same diameter as the metal mast) and the coaxial cable from the "Slim Jim" taken outward in a curve and returned to a point lower than the vertical directors of the dual yagi before it continues its run down the main mast to the transmitter as shown in the drawing.

Incidentally, a 144MHz beam in **vertical** mode above a horizontal h.f. beam is not likely to have any effect on the h.f. beam, but the radiation pattern of the v.h.f. beam could be distorted by the presence of the h.f. beam beneath it. Separation should be at least 0.5m.



In the course of a year, antenna specialist F. C. Judd G2BCX receives many queries from radio enthusiasts, both about his own designs and about antennas in general. These come not only from various parts of the British Isles, but also from as far afield as Australia, New Zealand, Indonesia, Sri Lanka and several European countries.

Often, several people will ask a very similar question, highlighting a point that may be widely misunderstood. This series aims to explain some of these.



Q "I have constructed the '2BCX 16-element 144MHz beam antenna which is to be mounted at the top of the stub mast on a rotator. Below this, on the same stub, is a Tribander TH3 for 14, 21 and 28MHz. The feed cable from the v.h.f. beam will have to come down between the directors of the Tribander (see drawing). Will this have any effect? Also, how high should the 144MHz antenna be above the h.f. beam?"

A Since the feed cable run is at right angles to the director elements of the lower antenna, it is most unlikely to have any effect on either antenna. Provided the v.h.f. antenna is horizontal (as also the h.f. beam) the spacing between them should be at least a half-wavelength ($\lambda/2$) at 144MHz, in other words about 1m, but preferably more if possible. Closer proximity could affect the tuning of the v.h.f. antenna, with the resulting higher than acceptable v.s.w.r. and distortion of the radiation pattern.

Q "I have been successful in building and operating your design for a "Slim Jim" (from *Out of Thin Air*). However, I can find no reference to the power to be expected from the use of this antenna. For instance, any dB gain or e.r.p I am using on FT-290R with about 2.5 watts to the antenna."

A The "Slim Jim" does have a very small gain. 0.8dBd, but this is hardly worth considering so "gain" as such is regarded as unity. In other words the same as for any single element or folded half-wave dipole. If cable losses and any other inherent losses are ignored, the e.r.p. for 2.5W fed to the antenna will be 2.5W. Antennas cannot generate power of their own accord.

Directivity gain and e.r.p. were dealt with extensively in PW February 1988*.

*Copies of these issues available from PW Post Sales, price £1.40 each including post and packing.

Q "I have built the '2BCX 16-element 144MHz (2m) beam antenna and it works very well, indeed I am quite impressed with its performance. However, I am thinking of ways of improving the system generally, without resorting to buying a 'linear'. What I would like to know is, can I increase the number of directors in order to obtain some more gain?"

A The answer to this question is virtually the same as for the question about the 2m Ring Beam, published in Session 1. The addition of even two or three directors would entail considerable modification to the antenna. The resulting extra directivity gain would probably not amount to more than a dB or so.

More of your questions answered next month

AMATEUR RADIO COMMUNICATIONS LTD.

AUTHORISED ICOM, YAESU AND STANDARD DEALER



The latest British made 2M mobile transceiver.

Come and try it on air.

Price AMR-1000S.. £299

Price AMR-1000 £247



6M Module for FT726

Your last chance to have 6M facility on FT-726R

LIMITED STOCK

£249 + £2 p.p.

'Phone for special deals on:

- FT-747
- C-500 E
- C-5200 ED
- FT-767 GXII



NEW

STANDARD C-150
Weights 30 grammes.
RF output 5 watts.



BEARCAT 200XLT
£249

NEW BEARCAT BC 950XLT

Coverage includes Cellular 'Phones, pre-set controls for Police, Fire, Air, Marine.

NOW AVAILABLE EX STOCK



38 Bridge Street, Earlestown, Newton-le-Willows, Merseyside WA12 9BA. Only 1 mile from Junction 23 - M6
Telephone: N-le-W (09252) 29881
OPEN TUES-SAT 10 a.m. - 5 p.m.



INSTANT FINANCE AVAILABLE SUBJECT TO STATUS

MICROWAVE MODULES · TONNA · JAYBEAM · SANDPIPER · BNOS · AKD · CAPCO · REVEX



C.M.HOWES COMMUNICATIONS



Eydon, Daventry, Northants NN11 6PT (mail order only)
Phone: 0327 60178

It is several years since we attempted to list all our kits in one advert, so I am sure that many readers may not realise quite the range of amateur equipment that we offer. Using our kits you can build your own receiver, transmitter, transceiver, or station accessory. Most of the kits interlink, so that additional modules can be added for extra facilities as you build up your station. We believe this to be the best range of specialist kits available anywhere.

KIT		Kit Price	Assembled PCB Module
AA2	Active Antenna Amplifier	£7.50	£11.50
AP3	Automatic Speech Processor	£15.90	£22.80
AT160	80/160M AM/DSB/CW 10W TX	£34.90	£53.90
ASL5	External SSB & CW RX Filter	£14.90	£22.50
CM2	Quality Mic with VOGAD	£11.90	£15.90
CSL4	Internal SSB & CW RX Filter	£9.90	£15.90
CTU30	HF bands ATU for RX or 30W TX	£27.90	£33.90
CTX40	40M 3W QRP CW Transmitter	£13.80	£19.90
CTX80	80M 5W QRP CW Transmitter	£13.80	£19.90
CV220	2M Converter for 20M RX	£17.50	£23.90
CV620	6M Converter for 20M RX	£17.50	£23.90
CVF20	20M VFO for TX or Transceiver	£10.40	£16.90
CVF40	40M VFO for TX or Transceiver	£10.40	£16.90
CVF80	80M VFO for TX or Transceiver	£10.40	£16.90
DCS2	Signal Indicator for DcRx/TRF	£6.60	£16.90

KIT		Kit Price	Assembled PCB Module
DcRx20	20M SSB/CW Receiver	£15.60	£21.50
DcRx40	40M SSB/CW Receiver	£15.60	£21.50
DcRx54	5.4MHz HF Air Band Receiver	£15.60	£21.50
DcRx80	80M SSB/CW Receiver	£15.60	£21.50
DcRx160	160M SSB/CW Receiver	£15.60	£21.50
HC220	20M Transverter for 2M Rig	£52.50	£83.50
HC280	80M Transverter for 2M Rig	£52.50	£83.50
MBRX	HF SSB/CW Marine Band RX	£29.90	£44.90
MA4	Microphone Amp for AT160 TX	£5.60	£9.90
MTX20	10W 20M CW Transmitter	£22.90	£29.90
ST2	Side-tone/Practice Osc.	£8.80	£13.50
SWB30	SWR/Power Indicator/Load 30W	£12.50	£17.30
TRF3	SW Broadcast TRF Receiver	£14.80	£20.20
XM1	Crystal Calibrator	£16.80	£21.90

P&P is £1.00 per order.

If you would like more information on any kit, simply send an SAE, for a copy of our free catalogue and relevant information sheet. Our products are usually in stock ready for mail order despatch, and delivery is normally within 7 days. Credit card sales and technical advice are also available by phone (office hours). Additionally, our kits can be purchased from one of our many retail stockists, and at most radio rallies.



73 from Dave G4KQH, Technical Manager

NiCad Battery Protector

After reading Ian Barnes' letter in the September issue of PW the author, Ian Hickman decided to dig out this ingenious circuit he designed a few years ago. It's basically a voltage regulator with some cleverly designed current limit features. The circuit, when placed ahead of an existing NiCad pack, will make the battery short-circuit proof.

I have never forgotten seeing a wire jumper lead accidentally shorted across a terminal board providing multiple taps from a Post Office type 50V bank of lead acid cells. The wire was raised to a bright red heat, melting off the rubber insulation and then the cells started to boil, giving off clouds of sulphuric acid vapour. Fortunately at this point someone managed to lever off one end of the wire.

The fact is that many types of secondary cell have a very low internal resistance so that when short-circuited, the current is very high. This results in the energy stored in the battery being released in a very short time, so that enormous power is dissipated, much of it within the battery as heat. With so much heat generated in such a short time, very high temperatures can be reached, constituting a real fire hazard. Readers might therefore be interested in the circuit, described here. It will protect secondary cells and associated equipment from damage due to short circuits. It is based upon an article which appeared originally in the "Design Focus" section of *New Electronics* in September 1987 and now appears here with some improvements.

Operation

The circuit for the regulator is shown in Fig. 1. It is basically a battery driven voltage stabiliser with constant current overload protection, but there is a little more to it than that, as will become apparent. Diodes D1 and D2 and resistor R3 produce a voltage at the emitter of Tr1 which is 6.8V negative with respect to the +12V output terminal. This is compared by the error amplifier Tr2 with the voltage derived from the wiper of R5, which is used to set up the output voltage. If the +12V output falls, then Tr1 turns on harder, since (due to the constant volt-drop across diodes D1 and D2) its emitter goes negative more rapidly than its base. Thus Tr1 turns on Tr3 which likewise turns on the main pass transistor, Tr4. This restores the output, the negative feedback loop formed by these three transistors maintaining the desired voltage. In the event of a short-circuit at the output, the current supplied is limited to just over 500mA by the action of the constant-current pro-

tection loop, comprising Tr2, Tr3 and Tr4. Transistor Tr2 monitors the volt-drop across the 1Ω resistor R1. If this exceeds about 550mV then Tr2 starts to conduct, robbing Tr3 of base current. The base current available to Tr3 is strictly limited, being set by the approximate 5V drop across R3. In normal operation, most of the current through R3 is used to supply the diodes D1 and D2, but if the output voltage falls appreciably the current transfers to Tr1 collector, in an effort to maintain the output voltage. Under short-circuited output conditions, as noted earlier, Tr1 collector current is shunted away from Tr3/4 so as to limit the output current. Clearly the circuit could not be allowed to provide over 500mA into a short-circuit indefinitely, for the dissipation in Tr4 would then be 7W or so, assuming about 14V is available from the battery. A time-out on the short-circuit current is provided by a CR time-constant.

Time-out

When the output of the circuit is shorted, C1 initially holds the base of Tr1 at its normal operating voltage, about 6V, but this voltage dies away as C1 is discharged via R6 and R4, which are effectively in parallel (since the output is shorted to 0V). The time-constant is about 20 milliseconds so Tr4 only has to support 7W of collector dissipation for a very brief period. Diode D2 prevents C1 from being

discharged also via the base-emitter diode of Tr1 and D1 when the output is shorted, for of course a Zener diode works perfectly well as a normal diode when its cathode is taken negative with respect to its anode. Once C1 has discharged, Tr1 can pass no collector current, this is also the case with Tr3 and Tr4. The output current into the short-circuit falls virtually to zero—but not quite, there remain a few microamps flowing through R2. When the short-circuit is removed, R2 raises the voltage at the +12V output terminal, and hence at the base of Tr1, just sufficiently to cause the constant voltage regulator loop to start up again and restore the 12V output.

Extra Capacitor Needed

When a large uncharged capacitor is connected across the output terminals it effectively short-circuits them, and the capacitor will be charged up, initially in current limit, until its terminal voltage reaches 12V, when the charging current will cease entirely. Provided that the capacitor connected to the output is not so enormous that C1 discharges completely before the output voltage has a chance to rise to a couple of volts or so, then the output voltage will recover after an initial dip. The circuit of Fig. 1 will turn on into a capacitor in excess of 2200μF. It is a good idea to have a large smoothing capacitor across the equipment to be supplied by the battery-cum-stabiliser, to maintain a low output impedance at higher frequencies; however it should be mounted close to the load and not included in the circuit shown in Fig. 1. The output resistance of the circuit is an ohm or less, just depending upon the gain of the transistors and the slope resistance of the Zener diode (D1).

Protection Without Headroom

The bank of NiCad cells forming the battery must of course supply somewhat in excess of 12V for the circuit to operate satisfactorily. If there is inadequate voltage headroom for the circuit to operate as intended it will still provide the maximum output voltage

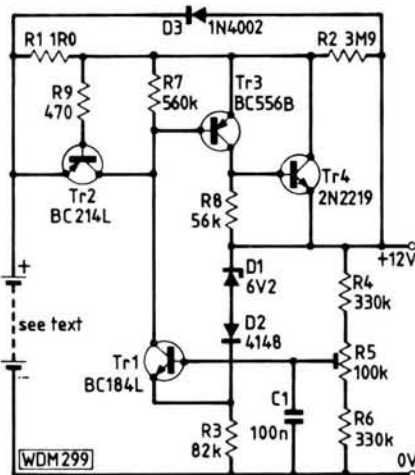


Fig. 1: Circuit diagram of stabiliser

SHOPPING LIST

Resistors

0.6W 1% Metal film⁽¹⁾

1Ω	1	R1
470Ω	1	R9
56kΩ	1	R8
82kΩ	1	R3
330kΩ	2	R4,6
560kΩ	1	R7
3.9MΩ	1	R2

Vertical sub-miniature skeleton carbon preset

100kΩ	1	R5
-------	---	----

Capacitor

Epoxy cased plate ceramic

100nF	1	C1
-------	---	----

Semiconductors

Diodes

BZY88C 6.2V	1	D1
1N4002	1	D3
1N4148	1	D2

Transistors

BC184L	1	Tr1
BC214L	1	Tr2
BC556B	1	Tr3
2N2219A	1	Tr4

Miscellaneous

0.1in Veroboard (13 holes x 9 strips); Veropins; connecting wire.

(1) Maplin Electronics plc
PO Box 3
Essex SS6 8LR
Tel: 0702 552911

**How Much?
& Difficult?**

£2.00

Intermediate

possible, but most importantly will still provide protection against short-circuits. For many purposes, eleven NiCad cells would suffice whilst twelve provide a wider margin, advisable if operation at low temperatures or with loads of up to a few hundred milliamps is envisaged. If you use a bank of NiCad cells to power portable equipment and have a second set, so that you can effect a quick change during mobile operation, then this circuit is ideally situated **within the battery pack**. This will then completely protect the bank of cells from accidental short-circuit.

As shown, the circuit is suitable for loads drawing up to about 250mA. For higher loads, say 500mA to 1A, all the resistors should be scaled, pro-rata, down in value and a transistor with a higher dissipation fitted in position Tr4. The use of a device with a TO220 style case together with a heatsink is recommended, if the battery is to be used in a warm environment.

Note that the circuit provides protection specifically against short circuits. If a 10Ω resistor were connected across the output terminals, the current would limit at around 600mA, leaving about 8V dropped across Tr4. Its dissipation would therefore be 4.8W, way in excess of its 25°C collector dissipation rating of 800mW. So if your spare battery pack is in the wife's shopping bag it will be safe from aluminium foil, but don't let her carry spare resistors in her bag!

Charging

The diode D3 provides the current path for recharging, by-passing the regulator circuit. Do not use and charge the battery at the same time, since the battery pack terminal voltage will be in excess of the nominal battery voltage during this action. The current available from most NiCad chargers is generally insufficient to power equipment and charge the battery at the same time. With regards to charging NiCads a useful tip is to give the battery pack an occasional long charge at a low rate, totalling well in excess of the nominal battery ampere-hour rat-

ing. This will balance the cells, i.e. ensure that they are all fully charged. There is a tolerance on the capacity of single cells, so that when a NiCad battery is "exhausted" it will continue to supply current at a reduced terminal voltage. The current from the remaining cells which are not exhausted flows through the weakest cell, tending to reverse charge it. This is an unhealthy situation, as with repeated recharging, the weakest cell in the series circuit will finish up with a lower and lower proportion of its full capacity charge. Hence the need for a "balancing charge" and also of a voltmeter fitted to the host equipment to give warning of reduced terminal voltage, thus showing when the NiCad pack needs charging or recharging.

Construction

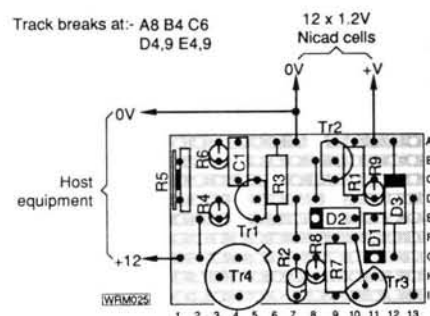
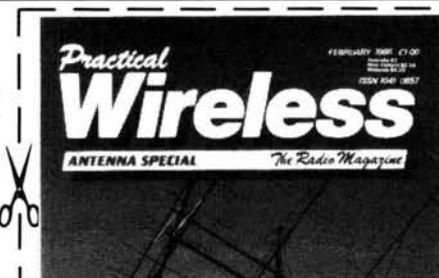


Fig. 2: Veroboard component placement diagram

In order to fit the protection circuit within the confines of an existing battery pack the physical size of the device needs to be kept small. To meet this criterion the author decided it best to build the circuit on a small piece of Veroboard, mounting a good many of the passive components vertically. The final component layout is shown in Fig. 2. Due to the compact nature of the layout it may be prudent to sit down and analyse the design, to make sure in your own mind as to the exact location and orientation of each component. It should be noted that in order to follow the layout, transistors having an "L" suffix to their type number must be used for Tr1 and Tr2. **PW**

HAVING DIFFICULTY GETTING YOUR COPY OF PRACTICAL WIRELESS?

Then place a regular order with your newsagent **NOW!**



Dear Newsagent, please reserve/deliver my monthly copy of PRACTICAL WIRELESS

Name _____

Address _____

Signed _____

Distributed by Seymour

**SONY ARE JUST 1 OUT OF
131 COMPANIES WHO CLAIM
TO HAVE THE WIDEST RANGE
OF SHORTWAVE RADIOS.**

Don't worry, Sony haven't stooped to making bogus claims.

The companies opposite are all those who stock our shortwave radios.

As you can see, the widest range of shortwaves is only available in a narrow range of shops.

This might give you the impression that they're fairly exclusive.

Far from it.

With prices between £69.95 and £299.95, Sony shortwaves cater for everyone, from the everyday business traveller to the most demanding enthusiast.

At one extreme you'll find the ICF 5100.

It may look like the standard tranny found in most people's kitchen.

It's as easy to use as your average tranny. But don't let that fool you.

A flick of a dial and Radio 1 is replaced by stations from every corner of the World (and the top, bottom and sides as well). To reduce interference it has a dual conversion circuit, a feature usually reserved for the most expensive models.

Speaking of which, at the other extreme is the ICF 2001D.

It does everything an enthusiast could want. And quite a few things he didn't know he wanted but will soon swear he couldn't do without. Like a synchronised detection system for instance, something you'd only expect in professional equipment.

You'll even find the World's smallest shortwave radio, the ICF SW1.

Slightly larger than a cassette box, it's just what you need when you wake up in a strange hotel room in Papua New Guinea, and feel a hankering for the news back home.

Whether it's a simple case of homesickness you want to cure, or an advanced case of 'enthusiast's fever', Sony shortwaves are the answer.

For a free trip around the World (well, its radio stations anyway), ask your nearest Sony Shortwave Centre for a free demonstration.

SONY

London: SKB Limited, Video & Audio, 100 Ballards Lane, Finchley, London N3 2DN.

Edgware Electronics Centre, 194 Edgware Road, London W2.

Harrods Ltd., Radio & TV Dept., Brompton Road, Knightsbridge, London SW1X 7XL.

Knightsbridge Electronics, 155 Knightsbridge, London SW1 7PA.

LeSet Ltd., 115 Fulham Road, London SW3.

PNR Audio Vision, 28 Tottenham Court Road, London W1P 9RB.

Welbeck Video Ltd., 26 Tottenham Court Road, London W1.

Selfridges Ltd., Radio & TV Dept., 400 Oxford Street, London W1A 1AB.

Wallace Heaton Ltd., New Bond Street, London W1.

Berrys of Holborn, 37-39 High Holborn, London WC1.

Westminster Audio, 169 Piccadilly, London W1.

Galaxy, 230 Tottenham Court Road, London W1.

Spatial Audio & Video, 29 Tottenham Court Road, London W1P 9RE.

Massey Radio Ltd., 117 Chiswick High Road, Chiswick, London W4.

David Ingram (Hi-Fi Centre), 42-43 Lower Marsh, Waterloo, London SE1.

Alvabond, 70 Ballards Lane, Finchley, London N3.

Goodwins, 7 The Broadway, High Road, Wood Green, London N22.

Southern England: Suttons Limited, Bournemouth Sony Centre, The Quadrant, Bournemouth BA1 2AB.

Milton's Audio Visual Ltd., Southampton Sony Centre, 29 London Road, Southampton, Hants, SO1 2AD.

Brassy Limited, Colchester Sony Centre, 14-16 Culver Street West, Colchester, Essex CO1 1JG.

J. O. R. Gilbert, 35a High Street, Baldock, Herts.

Nicholls Bros., 82 High Street, Braintree, Essex.

Videovision, Camberley Sony Centre, 42 High Street, Camberley, Surrey GU15 3RS.

Videovision, Kingston Sony Centre, 40 Fife Road, Kingston upon Thames, Surrey.

Whomes Centre Limited, 28 The Mall, Broadway Shopping Centre, Bexleyheath, Kent DA6 7JJ.

Whomes Centre Limited, 32 The Mall, High Street, Bromley, Kent BR1 1TR.

Whomes Centre Limited, 84 Eastgate International Shopping Centre, Basildon, Essex SS14 1EX.

Hamilton Electronics Ltd., 35 London Road, Southampton, Hants.

Dawson Radio Ltd., 23 Seamoar Road, Westbourne, Bournemouth, Dorset BH4 9AA.

Tony Reynolds Radio, 12 Lichfield Terrace, Richmond, Surrey.

R. Jones Ltd., 60 High Street, Whitton, Middlesex.

Whitstable Teleradio, 75 Biggin Street, Dover, Kent.

Gerald Giles Sony Centre, 37 St. Stephens Street, Norwich, Norfolk NR1 3QN.

R. N. French, 16 Queens Parade, Hastings, East Sussex.

Manns Radio, 52 St. James St. Brighton, East Sussex.

Malcolm Audio & TV Ltd., 12 South Street, Chichester, Sussex PO19 1EH.

South Midlands Communications, SM House, School Close, Chandlers Ford Ind. Estate, Eastleigh, Hants. SO5 3BY.

Barretts of Canterbury, 1 Rose Lane, Canterbury, Kent.

Paul Dogra & Sons, 6 High Street, Slough, Berks.

Allders Dept. Store, Radio & TV Dept., North End, Croydon, Surrey.

Tru-Fi Sound & Vision, 2 Central Parade, London Road, Redhill, Surrey.

Tru-Fi Sound & Vision, 10-12 Grosvenor Road, Aldershot, Hants.

Tru-Fi Sound & Vision, 10 Church Street, Leatherhead, Surrey.

Lyles (Worthing) Ltd., 224 Findon Road, Findon, Worthing, Sussex.

Weybridge Audio, 5/6 Waterloo Terrace, Baker Street, Weybridge, Surrey.



ICF SW1



ICF 5100



WA 8800



ICF

Loughton Photographic Limited, Southend Sony Centre, 11 South Church Road, Southend-on-Sea, Essex SS1 2NJ.

Loughton Photographic Limited, Chelmsford Sony Centre, 1-4 West Square, High Chelmer, Chelmsford, Essex CM1 1XS.

Waters & Stanton Electronics, 18/20 Main Road, Hockley, Essex.

Waters & Stanton Electronics, 12 North Street, Hornchurch, Essex.

Merrow Sound, 34 West Street, Horsham Sussex.

Merrow Sound, 45 Commercial Way, Woking, Surrey.

Merrow Sound, 22 Tunsgate, Guildford, Surrey.

Merrow Sound, 5 High Street, Epsom, Surrey.

South West England: Ron Millard, 31 Southgate Street, Bath, Avon BA1 1TP.

Tape Recorder & Hi-Fi Limited, Bristol Sony Centre, 8-10 Bond Street, Broadmead, Bristol BS1 3LU.

Tape Recorder & Hi-Fi Limited, Weston Sony Centre, 4 Waterloo Street, Weston-Super-Mare, Avon.

C. F. Loader, Plymouth Sony Centre, 20 Armada Centre, Armada Way, Plymouth, Devon PL1 1LE.

Hickmans Limited, Swindon Sony Centre, 39b Havelock Street, Swindon, Wiltshire SN1 1SD.

J. P. Williams Limited, Exeter Sony Centre, 15 Paris Street, Exeter EX1 2JB.

J. P. Williams Limited, Barnstaple Sony Centre, Holland Walk, Barnstaple, N. Devon EX31 1DW.

Battarbee's Limited, Taunton Sony Centre, County Walk, Taunton, Somerset TA1 3TZ.

Bee-Jay Television Ltd., 22 Clifton Down Shopping Centre, Whiteladies Road, Clifton, Bristol BS8 2NN.

Tom Molland Ltd., 110 Cornwall Street, Plymouth, Devon PL1 1NF.

Visibly Sounder, 100 Union Street, Torquay, Devon.

Moss of Bath, 45 St. James Parade, Bath BA1 1UQ.

Upton Electronics, 31 Torquay Road, Paignton, Devon TQ3 3DT.

Midlands: B.A.T.S. Sony Centre, 160-162 Corporation Street, Birmingham, W. Midlands B4 6TB.

C.T.S., 3 Regent Grove, Leamington spa, Warwickshire CV32 4NN.

C.T.S., 58 Evesham Walk, Kingfisher Centre, Redditch, Worcester B97 4HA.

R. Tilney Limited, Bamford Sony Centre, 77a Abington Street, Northampton NN1 2BH.

Stuart Westmoreland Limited, Derby Sony Centre, 2c Albert Street, Derby DE1 2DS.

Kings Radio (Hereford) Ltd., 35 Widemarsh Street, Hereford HR4 9EA.

Robbs of Gloucester, 15 Worcester Street, Gloucester, Glos. GL1 3AJ.

Witney Audio Centre, 29 High Street, Witney, Oxon.

David Buswell, 5 Talisman Square, Kenilworth, Warwickshire.

Russell Acott, 124 High Street, Oxford, Oxon.

S. May (Leicester) Ltd., 27 Churchgate, Leicester.

Seymour Chemist Limited, 5 High Street, High Wycombe, Bucks. HP11 2AZ.

Fenway TV, 8 Victoria Way, Newmarket, Suffolk.

University Audio, Peas Hill, Cambridge.

Ringjay Electronics Limited, Coventry Sony Centre, 73 Lower Precinct, Coventry, West Midlands CV1 1DS.

R. C. Snelling, Blofield, Nr. Norwich.

Horntons, 8-9 Lower Temple Street, Birmingham B2.

Johnsons Shortwave Centre, 43 Friar Street, Worcester, Worcs.

Ray Withers Communications, International House, 963 Wolverhampton Road, Oldbury, W. Midlands.

Millers Music Centre, Sussex Street, Cambridge, Cambs.

Northern England: E. W. Hewitt Limited, Stockport Sony Centre, 104 Princes Street, Stockport, Cheshire SK1 1RJ.

E. W. Hewitt Limited, Altrincham Sony Centre, 91a George Street, Altrincham, Cheshire, WA1H 1RW.

E. W. Hewitt Limited, Warrington Sony Centre, 48 The Mall, Golden Square, Warrington, Lancashire, WA1 1QE.

Peter Bamford Limited, Hull Sony Centre, 42 Paragon Street, Hull, North Humberside HU1 3ND.

Jones of Oakwood Limited, Leeds Sony Centre, 103 Vicar Lane, Leeds LS1 6PJ.

Jones of Oakwood Limited, Wakefield Sony Centre, 35 Cross Square, Wakefield, W. Yorks.

Cleartone Ltd., Manchester Sony Centre, 66/68 Bridge St., Manchester, M3 2RG.

W. M. Hewitt, 549 Ecclesall Road, Sheffield.

Lester and Nix Ltd., 11 King Street, Belper.

Williams Electrical Shops, Sheffield Sony Centre, 955 Ecclesall Road, Banner Cross, Sheffield S11 8TY.

CBS Audio Vision Ltd., St. John's Precinct, Liverpool.

Fairbothams, 58 Lower Hillgate, Stockport.

Williams Electrical Shops, Rotherham Sony Centre, 7 Riverside Precinct, Corporation Street, Rotherham S60 1ND

Whiteleys, Deansgate, Blackpool.

Ball Bros., Bacup Road, Rossendale, Lancs.

J. G. Windows, 1-7 Central Arcade, Newcastle-upon-Tyne.

Goodrights Limited, Preston Sony Centre, 98/100 Fishergate Walk, St. Georges Centre, Preston, Lancs. PR1 2NR.

Fenhams, 119 Grainger Street, Newcastle-upon-Tyne.

Lawsons, 7 St. Anns Staith, Whitby.

Erricks of Bradford Limited, Bradford Sony Centre, 18 Rawson Square, Bradford, W. Yorks, BD1 3JP.

Hadwins, 29-33 Finkle Street, Kendle, Cumbria.

Misons, 11 Warwick Road, Carlisle, Cumbria.

Searle Audio, 229 Rawlinton Street, Barron, Cumbria.

Scotland: Edinburgh Sony Centre, 386 Morningside Road, Edinburgh, Scotland EH10 5HX.

McMichael Bros., 9 Mill Street, Alloa, Clackmannanshire, Scotland SK10 1DT.

Graham Robertson, 5 Fountain Road, Bridge of Allan, Stirlingshire, Scotland SK9 4ET.

Video One, Glasgow Sony Centre, 31 Sauchiehall Street, Glasgow, Scotland G2 5HS.

Connolly Bros., Hi-Fi Limited, 31 Almondvale Centre, Livingston, Midlothian, Scotland EH54 6NB.

Connolly Bros., Hi-Fi Limited, 7 King Street, Kilmarnock, Scotland KA1 1PT.

David Steven, 1-3 Main Street, East Kilbride, Scotland.

Murray Mackie, 30 High Street, Fraserburgh, Scotland.

Martin E. Payne Limited, 38 South Methven Street, Perth, Scotland PH1 5NU.

Martin E. Payne Limited, 18 Union Street, Dundee, Scotland DD1 4BH.

C. Bruce Miller, 363 Union Street, Aberdeen, Scotland.

J. D. Brown, 28-36 Castle Street, Dundee, Scotland.

McMichael Bros. 23/27 Upper Craigs, Stirling, Scotland. FK8 2DG.

In Hi-Fi Ltd., 63 George Street, Edinburgh, Scotland.

Wales: Radiocraft Sonus Ltd., 251 Cowbridge Rd. Estate, Canton, Cardiff CF1 9TQ.

Radiocraft Sonus Ltd., 231 High Street, Swansea SA1 1NY.

Tele-Electrical Services, 9 The Brackla Street Centre, Bridgend, Mid. Glamorgan CF31 1DD.

Northern Ireland: F. Rea & Co., 24-30 Chichester Street, Belfast, Northern Ireland.

Laser Electrical Ltd., Unit 3, Abbey Trading Estate, Newton Abbey, Northern Ireland.

Audio Times, 85 Royal Avenue, Belfast, Northern Ireland.


Channel Islands: Reg Mauger (Sales) Ltd., 20 Halkett Place, St. Helier, Jersey, C.I.

Soundtrack, 1 Church Square, St. Peter Port, Guernsey, C.I.

C. R. Regent, 49 Halkett Road, St. Helier, Jersey, C.I.



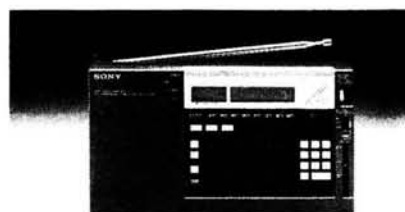
7600DA



ICF 7601L



ICF 7600DS



ICF 20010



BOOK SERVICE

The books listed have been selected as being of special interest to our readers. They are supplied from our editorial address direct to your door. Some titles are overseas in origin.

HOW TO ORDER

Add 75p per order postage (overseas readers add £1.50 for surface mail postage) and send a postal order, cheque or international money order with your order (quoting book titles and quantities) to **PW Publishing Limited, FREEPOST, Enefco House, The Quay, Poole, Dorset BH15 1PP**. Payment by Access, Mastercard, Eurocard or Visa also accepted on telephone orders to Poole (0202) 678558. Books normally despatched by return of post but please allow 28 days for delivery.

★ A recent addition to our Book Service. O/P = Out of print, O/S = Out of stock.

RADIO

AIR & METEO CODE MANUAL

Joerg Klingenfuss 10th edition

Contains detailed description of the World Meteorological Organisation Global Telecommunication System operating FAX and RTTY meteo stations, and of its message format with decoding examples. Also contains detailed description of the Aeronautical Fixed Telecommunication Network amongst others. 293 pages £14.00

BETTER RADIO/TV RECEPTION

A. Nallawalla, A. T. Cushen and B. D. Clark

An Australian publication giving guidance and advice both to listeners seeking reliable reception of some distant radio station, and to DX listening hobbyists. 134 pages £9.95

BETTER SHORTWAVE RECEPTION (USA)

W. S. Orr W6SAI & S. D. Cowan W2LX

Receivers, antennas, propagation, DX listening techniques for the short waves and v.h.f. 158 pages £5.50

★ PASSPORT TO WORLD BAND RADIO 1989

This book gives you the information you need to explore and enjoy the world of broadcast band listening. It includes features on different international radio stations, receiver reviews and advice as well as the hours and language of broadcast stations by frequency. 416 pages £12.95

SCANNERS (updated)

Peter Rouse GU1DKD

A guide for users of scanning receivers, covering hardware, antennas, accessories, frequency allocations and operating procedure. 177 pages £7.95

SCANNERS 2

Peter Rouse GU1DKD

The companion to Scanners, this provides even more information on the use of v.h.f. and u.h.f. communications band and gives constructional details for accessories to improve the performance of scanning equipment. 216 pages £9.95

*1934 OFFICIAL SHORT WAVE RADIO MANUAL

Edited by Hugo Gemback

Sub-titled the "Complete Experimenter's Set-Building and Servicing Guide" this reprint is a fascinating look at a bygone age. Features a complete directory of all 1934 s.w. receivers as well as servicing information, constructional projects and circuits. Also contains ideas on how to build vintage sets with modern components. 260 pages £7.85

SHORT WAVE RADIO LISTENERS' HANDBOOK

Arthur Miller

In easy-to-read and non-technical language, the author guides the reader through the mysteries of amateur, broadcast and CB transmissions. 207 pages £6.99

RADIOTELETYPE CODE MANUAL

10th Edition

Joerg Klingenfuss

This book provides detailed descriptions of the characteristics of telegraph transmission on short waves, with all commercial modulation types including voice frequency telegraphy. It provides comprehensive information on all RTTY systems and c.w. alphabets. 96 pages £8.00

THE SATELLITE EXPERIMENTER'S HANDBOOK (USA)

A guide to understanding and using amateur radio, weather and TV broadcast satellites. 207 pages £9.25

BEGINNERS

AN INTRODUCTION TO RADIO DXING (BP91)

R. A. Penfold

How to find a particular station, country or type of broadcast and to receive it as clearly as possible. 112 pages £1.95

BEGINNER'S GUIDE TO RADIO (9th Edition)

Gordon J. King

Radio signals, transmitters, receivers, antennas, components, valves and semiconductors, CB and amateur radio are all dealt with here. 266 pages £6.95

BEGINNER'S GUIDE TO ELECTRONICS

Owen Bishop

For youngsters thinking of a career in electronics; theory and applications in computers, radio, TV, recording, medical and industrial electronics. 240 pages £5.95

ELECTRONICS SIMPLIFIED—CRYSTAL SET CONSTRUCTION (BP92)

F. A. Wilson

This is a book especially written for those who wish to take part in basic radio building. All the crystal sets in the book are from old designs but updated to take account of modern components. 72 pages £1.75

QUESTIONS & ANSWERS RADIO

Eugene Trundle

Basics of electrical theory, radio and semiconductors, receivers, amateur and CB radio, and test equipment. 110 pages £3.95

THE SIMPLE ELECTRONIC CIRCUIT AND COMPONENTS Book 1 (BP62)

The aim of this book is to provide an inexpensive but comprehensive introduction to modern electronics. 209 pages £3.50

TELEVISION

AN INTRODUCTION TO SATELLITE TELEVISION (BP195)

F. A. Wilson

Answers all kinds of questions about satellite television. For the beginner thinking about hiring or purchasing a satellite TV system there are details to help you along. For the engineer there are technical details including calculations, formulae and tables. Plenty of advice for the d.i.y. enthusiast. 104 pages £5.95

A TV-DXERS HANDBOOK (BP176)

R. Bunney

Information on transmission standards, propagation, receivers including multi-standard, colour, satellites, antennas, photography, station identification, interference, etc. Revised and updated 1986. 87 pages £5.95

SATELLITE TELEVISION

Peter S. Pearson

How satellite TV works, setting up your own TVRO terminal, the costs, the programmes available. 72 pages £4.95

GUIDE TO WORLD-WIDE TELEVISION TEST CARDS

Edition 2

Keith Hamer and Garry Smith

The main purpose of this book is to assist long distance television enthusiasts (TV DXers) around the world with signal identification. There are 240 test cards, identification slides and clock captions pictured. It is in "semi-alphabetical" order, that is the stations are in alphabetical order in their geographical sections. 52 pages O/P

THEORY

COMMUNICATION (BP89)

(Elements of Electronics—Book 5)

F. A. Wilson

Fundamentals of line, microwave, submarine, satellite, digital multiplex, radio and telegraphy systems are covered, without the more complicated theory or mathematics. 256 pages £2.95

FOUNDATIONS OF WIRELESS AND ELECTRONICS (10th Edition)

M. G. Scroggie and S. W. Amos

Covering d.c. and a.c. circuits, L, C, tuned circuits and selectivity, valves, semiconductors, transmission lines, antennas, radiation, oscillation, modulation, detection, amplification, superhet receivers, c.r.t.s, waveform generators and switches, computers and power supplies. 551 pages O/P

LEVEL II RADIO & ELECTRONICS THEORY

Ian Ridpath ZL1BCG

A sequel to Amateur Radio & Electronics Study Course, this book covers advanced theory up to a level needed on most technician courses. The handwritten format is designed to make the student feel as though the pages are his own notes. 169 pages £6.70

PRACTICAL ELECTRONICS CALCULATIONS AND FORMULAE (BP53)

F. A. Wilson

This has been written as a workshop manual for the electronics enthusiast. There is a strong practical bias and higher mathematics have been avoided where possible. 249 pages £3.95

SOLID STATE DESIGN FOR THE RADIO AMATEUR

Wes Hayward W7ZOI and Doug DeMaw W1FB

Back in print by popular demand! A revised and corrected edition of this useful reference book covering all aspects of solid-state design. 256 pages £10.95

LISTENING GUIDES

AIR BAND RADIO HANDBOOK

David J. Smith

With air band radio you can eavesdrop on the conversations between aircraft and those on the ground who control them. The author, an air traffic controller, explains more about this listening hobby. 174 pages £5.99.

DIAL SEARCH (5th Edition 1988/89)

George Wilcox

The listener's check list and guide to European broadcasting. Covers medium wave, long wave, v.h.f. and short wave, including two special maps, making the most of your portable and many more. 46 pages £3.25

AIR TRAFFIC CONTROL

David Adair

A guide to air traffic control with maps, drawings and photographs explaining how aircraft are guided through crowded airspace. 176 pages £6.99

GUIDE TO BROADCASTING STATIONS

19th Edition (1987/88)

Philip Darrington

Frequency and station data, receivers, antennas, Latin American DXing, reporting, computers in radio, etc. 240 pages £6.95

GUIDE TO FACSIMILE STATIONS

8th Edition

Joerg Klingenfuss

This manual is the basic reference book for everyone interested in FAX. Frequency, call sign, name of the station, ITU country/geographical symbol, technical parameters of the emission are all listed. All frequencies have been measured to the nearest 100Hz. 262 pages £12.00

GUIDE TO FORMER UTILITY TRANSMISSIONS

3rd Edition

Joerg Klingenfuss

This manual is built on continuous monitoring of the radio spectrum from the sixties until the recent past. It is a useful summary of former activities of utility stations and provides information to the active radio monitor in the classification and identification of radio signals. 126 pages £8.00

GUIDE TO UTILITY STATIONS

7th Edition

Joerg Klingenfuss

This book covers the complete short wave range from 3 to 30MHz plus the adjacent frequency bands from 0 to 150kHz and from 1.6 to 3MHz. It includes details on all types of utility stations including FAX and RTTY. There are 15802 entries in the frequency list and 3123 in the alphabetical call sign list plus press services and meteorological stations. 494 pages £19.00

HF OCEANIC AIRBAND COMMUNICATIONS (3rd Edn.)

Bill Laver

Aircraft channels by frequency and band, main ground radio stations, European R/T networks, North Atlantic control frequencies. 29 pages £3.50

INTERNATIONAL RADIO STATIONS GUIDE (BP255)

Updated and completely re-written in June 1988. It provides the casual listener and DXer with an essential reference work designed to guide them around the ever more complex radio bands. 312 pages £4.95

THE COMPLETE VHF/UHF FREQUENCY GUIDE

Updated 1988

This book gives details of frequencies from 26–2250MHz with no gaps and who uses what. Recently updated, there are chapters on equipment requirements as well as antennas, etc. 88 pages £5.95

THE INTERNATIONAL VHF FM GUIDE

7th Edition

Julian Baldwin G3UHK & Kris Partridge G8AAU
The latest edition of this useful book gives concise details of repeaters and beacons worldwide plus coverage maps and further information on UK repeaters. 70 pages £2.85

THE POCKET GUIDE TO RTTY AND FAX STATIONS

Bill Laver

A handy reference book listing RTTY and FAX stations, together with modes and other essential information. The listing is in ascending frequency order, from 1.6 to 27.1MHz. 46 pages £2.95

UK LISTENERS CONFIDENTIAL FREQUENCY LIST (5th Edition)

Bill Laver

Covering the services and transmission modes that can be heard on the bands between 1.635 and 29.7MHz. 147 pages £6.95

VHF/UHF AIRBAND FREQUENCY GUIDE (Second edition)

A complete guide to the airband frequencies including how to receive the signals, the frequencies and services, VOLMET and much more about the interesting subject of airband radio. 74 pages £5.95

WORLD RADIO TV HANDBOOK 1989

Country-by-country listings of long, medium and short wave broadcasters and TV stations. Receiver test reports, English language broadcasts. The s.w.i.'s "bible". 576 pages £17.95

INTERFERENCE

INTERFERENCE HANDBOOK (USA)

William R. Nelson WA6FGG

How to locate and cure r.f.i. for radio amateurs, CBers and TV and stereo owners. 253 pages £6.75

RADIO FREQUENCY INTERFERENCE (USA)

What causes r.f.i.? Are all r.f.i. problems difficult, expensive and time-consuming to cure? These questions and many more are answered in this book. 84 pages £4.30

TELEVISION INTERFERENCE MANUAL (RSGB)

B. Priestley

TV channels and systems, spurious-radiation TVI, strong-signal TVI, audio breakthrough, transmitter design. 78 pages £2.94

AMATEUR RADIO

AMATEUR RADIO CALL BOOK (RSGB)

Winter 87/88 Edition

This useful work now incorporates a 48-page reference section of useful information for amateur radio enthusiasts. 310 pages O/P

AMATEUR RADIO LOGBOOK

Standard logbook for the transmitting amateur in horizontal A4 format. 25 lines per page. 96 pages £2.30

AMATEUR RADIO OPERATING MANUAL (RSGB)

A mine of information on just about every aspect of amateur operating, including international callsign series holders, prefix lists, DXCC countries list, etc. 204 pages £6.16

AMATEUR RADIO SATELLITES the first 25 years

Arthur C. Gee G2UK

The material in this souvenir publication is drawn from the author's archives. It is mainly a pictorial account on the pattern of developments which have occurred over the last 25 years. 34 pages £2.25

CARE AND FEEDING OF POWER GRID TUBES (USA)

This handbook analyses the operation of EIMAC power grid valves and provides design and application information to assist the user of these valves. 156 pages £6.75

PRACTICAL IDEAS FOR RADIO AMATEURS

Ian Poole G3YWX

Offers a wealth of hints, tips and general practical advice for all transmitting amateurs and short wave listeners. 128 pages £5.95

PASSPORT TO AMATEUR RADIO

Reprinted from PW 1981-1982

The famous series by GW3JGA, used by thousands of successful RAE candidates as an aid to their studies. Plus other useful articles for students of amateur radio. 96 pages £1.50

QUESTIONS & ANSWERS AMATEUR RADIO

F. C. Judd G2BCX

What is amateur radio? The Radio Amateurs' Exam and Licence. The technology, equipment, antennas, operating procedure and codes used by amateurs. 122 pages £3.95

RADIO AMATEUR'S GUIDE RADIO WAVE PROPAGATION (HF Bands)

F. C. Judd G2BCX

The how and why of the mechanism and variations of propagation in the h.f. bands. 144 pages £8.95

RADIO AMATEUR'S MAP OF NORTH AMERICA (USA)

Shows radio amateurs prefix boundaries, continental boundaries and zone boundaries. 760 x 636mm £2.50

RADIO AMATEUR'S PREFIX MAP OF THE WORLD (USA)

Showing prefixes and countries, plus listings by order of country and of prefix. 1014 x 711mm £2.95

RADIO AMATEUR'S WORLD ATLAS (USA)

17 pages of maps, including the world-polar projection. Also includes the table of allocation of international callsign series. £3.50

THE RADIO AMATEUR'S DX GUIDE (USA)

15th Edition

The guide contains information not easily obtained elsewhere and is intended as an aid and quick reference for all radio amateurs interested in DX. 38 pages £2.95

THE RADIO AMATEUR'S QUESTIONS & ANSWERS REFERENCE MANUAL 3rd Edition

R.E.G. Petri G8CCJ

This book has been compiled especially for students of the City and Guilds of London Institute RAE. It is structured, with carefully selected multiple choice questions, to progress with any recognised course of instruction, although it is not intended as a text book. 258 pages £6.95

THE 1988 ARRL HANDBOOK FOR THE RADIO AMATEUR

This, the sixty-fifth edition is available only in hardback, the first time the ARRL have done this. New construction projects are the theme of this edition, there is a deluxe memory keyer, receiver projects, a linear QSK converter, a low-powered balanced Transmatch and a d.t.m.f. decoder. Updated every year, this provides useful reference material for the radio amateur. It also includes 18 pages of p.c.b. track pattern for you to build your own boards. 1157 pages O/P

VHF HANDBOOK FOR RADIO AMATEURS (USA)

H. S. Brier W9EGG & W. I. Orr W6SAI

VHF/UHF propagation, including moonbounce and satellites, equipment and antennas. 335 pages £7.95

VHF/UHF MANUAL (RSGB)

G. R. Jessop G6JP

Theory and practice of amateur radio reception and transmission, between 30MHz and 24GHz. 520 pages O/P

DATA & REFERENCE

DIGITAL IC EQUIVALENTS AND PIN CONNECTIONS (BP140)

A. Michaels

Equivalents and pin connections of a popular selection of European, American and Japanese digital i.c.s. 256 pages £5.95

INTERNATIONAL DIODE EQUIVALENTS GUIDE (BP108)

A. Michaels

Possible substitutes for a large selection of many different types of semiconductor diodes. 144 pages £2.25

INTERNATIONAL TRANSISTOR EQUIVALENTS GUIDE (BP85)

A. Michaels

Possible substitutes for a popular selection of European, American and Japanese transistors. 320 pages £3.50

LINEAR IC EQUIVALENTS AND PIN CONNECTIONS (BP141)

A. Michaels

Equivalents and pin connections of a popular selection of European, American and Japanese linear i.c.s. 320 pages £5.95

NEWNES AUDIO & HI-FI ENGINEER'S POCKET BOOK

Vivian Capel

This is a concise collection of practical and relevant data for anyone working on sound systems. The topics covered include microphones, gramophones, CDs to name a few. 190 pages Hardback £9.95

NEWNES COMPUTER ENGINEER'S POCKET BOOK

This is an invaluable compendium of facts, figures, circuits and data and is indispensable to the designer, student, service engineer and all those interested in computer and microprocessor systems. 203 pages Hardback £8.95

NEWNES ELECTRONICS POCKET BOOK

5th Edition

Presenting all aspects of electronics in a readable and largely non-mathematical form for both the enthusiast and the professional engineer. 315 pages Hardback £8.95

NEWNES RADIO AMATEUR AND LISTENER'S POCKET BOOK

Steve Money G3FZX

This book is a collection of useful and intriguing data for the traditional and modern radio amateur as well as the short wave listener. Topics such as AMTOR, packet radio, SSTV, computer communications, airband and maritime communications are all covered. 160 pages Hardback £8.95

NEWNES RADIO AND ELECTRONICS ENGINEER'S POCKET BOOK

(17th Edition)

Keith Brindley
Useful data covering maths, abbreviations, codes, symbols, frequency bands/allocations, UK broadcasting stations, semiconductors, components, etc. 201 pages Hardback £6.95

NEWNES TELEVISION AND VIDEO ENGINEER'S POCKET BOOK

Eugene Trundle

This is a valuable reference source for practitioners in "entertainment" electronic equipment. It covers TV reception from v.h.f. to s.h.f., display tubes, colour camera technology, video recorder and video disc equipment, video text and hi-fi sound. 323 pages Hardback £9.95

POWER SELECTOR GUIDE (BP235)

J. C. J. Van de Ven

This guide has the information on all kinds of power devices in useful categories (other than the usual alpha numeric sort) such as voltage and power properties making selection of replacements easier. 160 pages £4.95

RSGB RADIO DATA REFERENCE BOOK

G. R. Jessop G6JP

The 5th Edition of an essential book for the radio amateur's or experimenter's workbench. 244 pages Hardback £8.56

SEMICONDUCTOR DATA BOOK

A. M. Ball

Characteristics of about 10 000 transistors, f.e.t.s, u.j.t.s, diodes, rectifiers, triacs and s.c.r.s. 175 pages £9.95

TRANSISTOR SELECTOR GUIDE (BP234)

J. C. J. Van de Ven

This guide has the information on all kinds of transistors in useful categories (other than the usual alpha numeric sort) such as voltage and power properties making selection of replacements easier. 192 pages £4.95

FAULT-FINDING

ARE THE VOLTAGES CORRECT?

Reprinted from PW 1982-1983

How to use a multimeter to fault-find on electronic and radio equipment, from simple resistive dividers through circuits using diodes, transistors, i.c.s and valves. 44 pages £1.50

GETTING THE MOST FROM YOUR MULTIMETER (BP239)

R. A. Penfold

This book is primarily aimed at beginners. It covers both analogue and digital multimeters and their respective limitations. All kinds of testing is explained too. No previous knowledge is required or assumed. 102 pages £2.95

MODERN ELECTRONIC TEST EQUIPMENT

Keith Brindley

This book describes in a down-to-earth manner how the main categories of test equipment work. The subjects covered include analogue and digital meters, oscilloscopes, signal sources, frequency, time and event counters, spectrum and logic analysers, displays and automatic test equipment. 134 pages £6.95

OSCILLOSCOPES, HOW TO USE THEM, HOW THEY WORK (Revised 2nd Edition)

Ian Hickman

This book describes oscilloscopes ranging from basic to advanced models and the accessories to go with them. 133 pages £6.95

PRACTICAL HANDBOOK OF VALVE RADIO REPAIR

Chas E Miller

The definitive work on repairing and restoring valued broadcast receivers dating from the 1930s to the 60s. Appendices giving intermediate frequencies, valve characteristic data and base connections. 230 pages Hardback £17.50

QUESTIONS & ANSWERS RADIO REPAIR

Les Lawry-Johns

How to fault-find and repair valued and transistorised receivers, car radios and unit audio equipment. Suggested lists of tools and spare parts. 106 pages £3.95

SERVICING RADIO, HI-FI AND TV EQUIPMENT

Gordon J King

A very practical book looking at semiconductor characteristics, d.c. and signal tests, fault-finding techniques for audio, video, r.f. and oscillator stages and their application to transistor radios and hi-fi. 205 pages £9.95

TRANSISTOR RADIO FAULT FINDING CHART (BP70)

C. E. Miller

Used properly, should enable most common faults to be traced reasonably quickly. Selecting the appropriate fault description at the head of the chart, the reader is led through a sequence of suggested checks until the fault is cleared. 635 x 455mm (approx) £0.95

PROJECT CONSTRUCTION

HOW TO DESIGN AND MAKE YOUR OWN P.C.B.s (BP121)

R. A. Penfold

Designing or copying printed circuit board designs from magazines, including photographic methods. 80 pages £2.50

INTRODUCING QRP

Collected Articles from PW 1983-1985

An introduction to low-power transmission, including constructional details of designs by Rev. George Dobbs G3RJV for transmitters and transceivers from Top Band to 14MHz, and test equipment by Tony Smith G4FAL. 64 pages £1.50

MORE ADVANCED POWER SUPPLY PROJECTS (BP192)

R. A. Penfold

The practical and theoretical aspects of the circuits are covered in some detail. Topics include switched mode power supplies, precision regulators, dual tracking regulators and computer controlled power supplies, etc. 92 pages £2.95

POWER SUPPLY PROJECTS BP76

R. A. Penfold

This book gives a number of power supply designs including simple unregulated types, fixed voltage regulated types and variable voltage stabilised designs. 97 pages £2.50

PRACTICAL POWER SUPPLIES Collected Articles from PW 1978-1985

Characteristics of batteries, transformers, rectifiers, fuses and heatsinks, plus designs for a variety of mains-driven power supplies, including the PW "Marchwood" giving a fully stabilised and protected 12V 30A d.c. 48 pages £1.25

PROJECTS IN AMATEUR RADIO AND SHORT WAVE LISTENING

F. G. Rayer G3OGR

Full constructional details are given for all projects, including housing the units in a suitable case. All the projects are either on p.c.b. or matrix board. 90 pages £4.95

QRP NOTEBOOK Doug DeMaw W1FB

This book deals with the building and operating of a successful QRP station. Lots of advice is given by the author who has spent years as an ardent QRP'er. All the text is easy to read and the drawings are large and clear. 77 pages £3.95

AUDIO FREQUENCIES

AUDIO (BP111)

(Elements of Electronics—Book 6)

F. A. Wilson

This book studies sound and hearing, and the operation of microphones, loudspeakers, amplifiers, oscillators, and both disc and magnetic recording. 320 pages £3.50

ANTENNAS (AERIALS)

AERIAL PROJECTS (BP105)

R. A. Penfold

Practical designs including active, loop and ferrite aerials plus accessory units. 96 pages £2.50

ALL ABOUT CUBICAL QUAD ANTENNAS (USA)
W. I. Orr W6SAI and S. D. Cowan W2LX

Theory, design, construction, adjustment and operation of quads. Quads vs. Yagis. Gain Figures. 109 pages £5.50

ALL ABOUT VERTICAL ANTENNAS (USA)

W. I. Orr W6SAI and S. D. Cowan W2LX

Theory, design, construction, operation, the secrets of making vertical work. 191 pages £7.50

AN INTRODUCTION TO ANTENNA THEORY
(BP198)

H. C. Wright

This book deals with the basic concepts relevant to receiving and transmitting antennas. Lots of diagrams reduce the amount of mathematics involved. 86 pages £2.95

BEAM ANTENNA HANDBOOK (USA)

W. I. Orr W6SAI & S. D. Cowan W2LX

Design, construction, adjustment and installation of h.f. beam antennas. 198 pages £6.75

HF ANTENNAS

FOR ALL LOCATIONS (RSGB)

L. A. Moxon G6XN

Taking a new look at how h.f. antennas work, and putting theory into practice. 260 pages £5.69

OUT OF THIN AIR

Collected Antenna Articles from PW 1977-1980

Including such favourites as the ZL Special and '2BCX' 16-element beams for 2m, and the famous 'Slim Jim', designed by Fred Judd G2BCX. Also features systems for Top Band, medium wave/long wave loop designs and a v.h.f. direction finding loop. Plus items on propagation, accessories and antenna design. 80 pages £1.80

SIMPLE, LOW-COST WIRE ANTENNAS FOR
RADIO AMATEURS (USA)

W. I. Orr W6SAI and S. D. Cowan W2LX

Efficient antennas for Top Band to 2m, including "invisible" antennas for difficult station locations. 197 pages £6.75

THE ARRL ANTENNA BOOK
15th Edition (USA)

A station is only as effective as its antenna system. This book covers propagation, practical constructional details of almost every type of antenna, test equipment and formulas and programs for beam heading calculations. 327 pages £14.95

THE ARRL ANTENNA COMPENDIUM Volume 1
(USA)

This book makes fascinating reading of hitherto unpublished material. Among topics discussed are quads and loops, log periodic arrays, beam and multi-band antennas, verticals and reduced size antennas. 175 pages £9.25

THE RADIO AMATEUR ANTENNA HANDBOOK

William I. Orr W6SAI & Stuart D. Cowan W2LX

Yagi, quad, quagi, l-p, vertical, horizontal and "sloper" antennas are all covered. Also towers, grounds and rotators. 190 pages £6.75

TWO-METRE ANTENNA HANDBOOK

F. C. Judd wrote this book for radio amateurs new to the 144-146MHz band. The range of antennas described will cater for most situations, particularly those where space is a problem. 157 pages £6.95

WIRES & WAVES

Collected Antenna Articles from PW 1980-1984

Antenna and propagation theory, including NBS Yagi design data. Practical designs for antennas from medium waves to microwaves, plus accessories such as a t.u.s., s.w.r. and power meters, and a noise bridge. Dealing with TVI. 160 pages £3.00

W1FB'S ANTENNA NOTEBOOK

Doug DeMaw W1FB

This book provides lots of designs, in simple and easy-to-read terms, for simple wire and tubing antennas. All drawings are large and clear making construction much easier. 124 pages £5.95

25 SIMPLE AMATEUR BAND AERIALS (BP125)

E. M. Noll

How to build 25 simple and inexpensive aerials, from a simple dipole through beam and triangle designs to a mini-rhombic. Dimensions for specific spot frequencies, including the WARC bands. 80 pages £1.95

25 SIMPLE INDOOR
AND WINDOW AERIALS (BP136)

E. M. Noll

Designs for people who live in flats or have no gardens, etc., giving surprisingly good results considering their limited dimensions. 64 pages 0/P

25 SIMPLE SHORT WAVE
BROADCAST BAND AERIALS (BP132)

E. M. Noll

Designs for 25 different aerials, from a simple dipole through helical designs to a multi-band umbrella. 80 pages £1.95

25 SIMPLE TROPICAL
AND MW BAND AERIALS (BP145)

E. M. Noll

Simple and inexpensive aerials for the broadcast bands from medium wave to 49m. 64 pages £1.75

COMPUTING

AN INTRODUCTION TO COMPUTER
COMMUNICATIONS (BP177)

R. A. Penfold

Details of various types of modem and their applications, plus how to interconnect computers, modems, and the telephone system. Also networking systems and RTTY. 96 pages £2.95

AN INTRODUCTION TO
COMPUTER PERIPHERALS (BP170)

J. W. Penfold

Covers monitors, printers, disk drives, cassette recorders, modems, etc., explaining what they are, how to use them and the various types of standards. 80 pages £2.50

MICROPROCESSING SYSTEMS
AND CIRCUITS (BP77)

(Elements of Electronics—Book 4)

F. A. Wilson

A comprehensive guide to the elements of microprocessing systems, which are becoming ever more involved in radio systems and equipment. 256 pages £2.95

MORSE

INTRODUCING MORSE

Collected Articles from PW 1982-1985

Ways of learning the Morse Code, followed by constructional details of a variety of keys including lambic, Triambic, and an Electronic Bug with a 528-bit memory. 48 pages £1.25

THE MORSE CODE
FOR RADIO AMATEURS (RSGB)

Margaret Mills G3ACC

A guide to learning to send and receive Morse code signals up to the 12 w.p.m. required for the RAE. 19 pages £2.88

THE SECRET OF LEARNING MORSE CODE

Mark Francis

Designed to make you proficient in Morse code in the shortest possible time, this book points out many of the pitfalls that beset the student. 87 pages £4.95

SWAP SPOT

Have SEM Europa 144MHz s.s.b. transverter and matching p.s.u. both in mint condition. Would exchange for f.m. board for FT-707 or anything else radio related, Eddystone receivers, 144MHz and 70MHz equipment or w.h.y? Tel: 0266 45527. F041

Have the following items, Capco 1kW p.e.p. a.t.u.; 28MHz to 144MHz transverter; 144MHz f.m. transceiver with 0 to 25W variable output power with receiver coverage of 143MHz to 149MHz; 29MHz f.m. SMC transceiver; FT-092 a.c./d.c. power leads as new; Hytech computer/communications course in 5 volumes, also National Radio Course (R.A.E.) in 20 books. Would exchange for w.h.y? Interested in a Camcorder. Tel: 0473 830147. F042

Have D-type connectors 25-way both solder and crimp with hoods, plus Transradio BNC plugs and cable sleeves. Would exchange for a.t.u. also wanted non-working SAIT MR1410 h.f. Bob Allen, 19 Plymton Road, Kilburn NW6. F048

Have antenna tuner, Army type 19 variometer. Would exchange for Harmsworth's *Wireless Encyclopedia*. Mann. Tel: Cambridge 860150. F054

Have Sommerkamp FT-250/FP-250, 240W p.e.p. 3.5-28MHz, h.f. s.s.b./c.w. valved transceiver with manual g.w.o. Would exchange for Grundig Satellit digital multiband receiver or Sony CRF-220 onwards. Tel: 061-743 1570. F056

Have 144MHz s.s.b. Europa transverter by SEM, also matching p.s.u. Would exchange for VFO-820 or w.h.y? Anything radio related. Tel: 0266 45527. F067

Have new stereo car radio and cassette player. Would exchange for h.f. to 144MHz converter. Tel: 0922 642509. F066

40

Got a camera, want a receiver? Got a v.h.f. rig, want some h.f. gear to go with your new G-zero? In fact, have you got anything to trade radio-wise?

If so, why not advertise it FREE here. Send details, including what equipment you're looking for, to "SWAP SPOT", *Practical Wireless*, Enfield House, The Quay, Poole, Dorset BH15 1PP, for inclusion in the first available issues of the magazine.

A FEW SIMPLE RULES: Your ad. should follow the format of those appearing below, it must be typed or written in block letters; it must be not more than 40 words long including name and address/telephone number. Swaps only—no items for sale—and one of the items MUST be radio related. Adverts for ILLEGAL CB equipment will not be accepted.

The appropriate licence must be held by anyone installing or operating a radio transmitter.

Have Heathkit HR-1680 receiver; SEM QRM Eliminator; pair of new GE 6146B valves. Would exchange for w.h.y? N. Cameron, 16 St Marys Crescent, Westport, Co Mayo, Eire. F110

Have Yaesu FT-480 and FT-780 10W multimode transceivers with matching console, p.s.u., clock, encoder, microphone selector and scan base-station microphone, plus manuals, etc. Would exchange for modern h.f. 100W transceiver. Clive G1BIC. QTHR. Tel: 0724 782970. F124

Have immaculate Biological Microscope, nine months old, complete with four objective lenses, three eyepieces, machine stage, etc; cost £225. Would swap for good Racal RA17L or similar receiver or w.h.y? Would also exchange for Heath H.W.9, QRP rig. Must be in first class order. A. P. Tuite, Bod Afon, Brynmor Terrace, Penmaen-wawr, Gwynedd. F142

Have Spectrum + computer with RX4 decode program also Morse tutor and data recorder together with leads, p.s.u. and user guide. Would exchange for SX-200 scanning receiver. All letters answered. G1XUU. 22 John Street, Brightlingsea, Essex CO7 0NA. F152

Have Hallicrafters S-120 communications receiver 550kHz-30MHz, plus Panasky/Nissin m.w. plus 5 others bandspread receiver. Would exchange for 144MHz receiver, 144MHz converter i.f. any 2 to 30MHz or CB transceiver. P. Robins G8BSK. 290 Priory Road, St Denys, Southampton SO2 1LS. F182

Practical Wireless, March 1989



SITUATED AT SOUTHERN END OF M23 — EASY ACCESS TO M25 AND SOUTH LONDON

HF RECEIVERS	£	(c&p)
Icom ICR71	825.00	(—)
Kenwood R2000	595.00	(—)
Kenwood VC10 V.H.F. Converter	161.94	(2.00)
Kenwood R5000	875.00	(—)
Yaesu FRG8800	649.00	(—)
Yaesu FRV8800 V.H.F. Converter	100.00	(2.00)
Lowie HF125	375.00	(—)

HF TRANSCEIVERS	£	(c&p)
Kenwood TS940S	1995.00	(—)
Kenwood TS930S	1695.00	(—)
Kenwood TS440S	1138.81	(—)
Kenwood TS140S	862.00	(—)
Yaesu FT980	1785.00	(—)
Yaesu FT757GXII	969.00	(—)
Yaesu FT767GX	1550.00	(—)
Yaesu FT747GX	659.00	(—)
Icom IC735	949.00	(—)
Icom IC751A	1465.00	(—)

V.H.F. SCANNING RECEIVERS	£	(c&p)
Icom ICR7000	957.00	(—)
Yaesu FRG9600M 60-950MHz	509.00	(—)
A.O.R. AR2002	487.30	(—)
Signal RS35 "Airband"	249.00	(—)
Sony Air 7 handheld	249.00	(—)
Sony PRO 80 New Sony Receiver	349.00	(—)
WIN 108 Airband Receiver	175.00	(2.50)

V.H.F. SCANNER ACCESSORIES	£	(c&p)
A.K.D. HFC1 HF Converter	49.00	(1.50)
Revcone Discone Antenna 30-500MHz	32.16	(3.00)
Icom AH7000 Antenna 25-1300MHz	82.00	(3.00)

ANTENNA TUNER UNITS	£	(c&p)
Yaesu FRT7700 Short wave listening	59.00	(2.00)
Yaesu FC757AT	349.00	(—)
Kenwood AT230	208.67	(2.50)
Kenwood AT250 auto	366.00	(—)

2.M. TRANSCEIVERS	£	(c&p)
Kenwood TH21E Handheld	189.00	(—)
Kenwood TR751E 25W multimode	599.00	(—)
Kenwood TS711E base station	898.00	(—)
Kenwood TH205E Handheld	215.26	(—)
Kenwood TH215E Handheld	252.13	(—)
Kenwood TW41000E 2m/70cm FM Mobile	499.00	(—)
Kenwood TM221ES 45W Mobile	317.00	(—)
Kenwood TH25E Handheld	258.00	(—)
Yaesu FT290II Portable multimode	429.00	(—)
Yaesu FT23R + FNB10 Handheld	243.50	(—)
Yaesu FT736R Multimode VHF/UHF Base complete with 2m, 70cm and duplex	1450.00	(—)
Icom IC2E Handheld	225.00	(—)
Icom IC02E Handheld	299.00	(—)
Icom IC28E 25W mobile	359.00	(—)
Icom IC275E base station inc PSU	1039.00	(—)
Icom IC3200E 2m/70cm FM mobile	556.00	(—)
Icom IC Micro II Handheld	239.00	(—)

70cm TRANSCEIVERS	£	(c&p)
Kenwood TH41E Handheld	218.00	(—)
Kenwood TS811E base station	998.00	(—)
Kenwood TH405E Handheld	273.18	(—)
Kenwood TH415E Handheld	298.85	(—)
Kenwood TM421ES 35W Mobile	352.84	(—)
Yaesu FT73R + FNB10 Handheld	263.50	(—)
Icom IC4GE Handheld	299.00	(—)
Icom IC04E Handheld	299.00	(—)
Icom IC451E base station inc PSU	1125.00	(—)
Icom IC Micro 4 Handheld	279.00	(—)

STATION ACCESSORIES	£	(c&p)
MC 50 Desk Microphone	46.08	(2.00)
MC 60A Desk Microphone with Pre-amp	88.22	(2.00)
MC 55 Mobile Microphone with Control Box	52.67	(1.50)
MC 35S Hand Microphone 4 pin	21.72	(1.50)
MC 43S Up/down Hand Microphone 8 pin	22.22	(1.50)
MD1B8 Base Microphone	79.00	(2.50)
LF 30A Low Pass Filter 1kW	32.26	(2.50)
SP 40 Mobile Speaker	21.06	(1.50)
HS 7 Miniature Headphones	15.80	(1.50)
YH 77 Light Deluxe Headphones	19.99	(1.50)
HS 5 Deluxe Headphones	37.54	(2.00)
CS 100 Mobile Speaker	13.50	(1.50)
VS 1 Voice Synthesizer Module	32.26	(1.00)
VS 2 Voice Synthesizer Module	32.26	(1.00)
GCS Icom World Clock	43.00	(2.00)
AEA PK88 Packet Controller	109.95	(2.50)
AEA PK232 7 Mode Terminal Unit	269.95	(2.50)
KPC2 Kantronics Packet Communicator	159.00	(2.50)
Kent Morse Key Kits	29.50	(2.50)
Kent Twin-Paddle Morse Key Kits	38.50	(2.50)

ANTENNA BITS	£	(c&p)
HI-Q Balun 1:1 5KW P.E.P.	13.95	(1.50)
Bricomms Balun 4:1 1KW	13.80	(1.50)
Bricomms 7.1MHz Epoxy Traps (pair)	10.95	(1.50)
Self Amalgamating Tape 10m x 25mm	4.25	(0.75)
T-piece polyprop Dipole centre	1.60	(0.25)
Small ceramic egg insulators	0.65	(0.20)
Large ceramic egg insulators	0.85	(0.20)

CABLES ETC.	£	(c&p)
URM67 low loss coax 50 ohm	per metre	0.80 (0.25)
UR76 50 ohm coax dia. 5mm	per metre	0.35 (0.10)
UR70 70 ohm coax	per metre	0.35 (0.10)
UR95 50 ohm coax dia. 2.3mm	per metre	0.40 (0.10)
4mm Polyester Guy Rope (400kg)	per metre	0.25 (0.10)
50mtrs. 16 swg hard drawn copper wire	per metre	6.95 (2.00)
75ohm Twin feeder light duty	per metre	0.20 (0.10)
300ohm Slotted ribbon cable	per metre	0.32 (0.10)

ICOM ICR7000 RECEIVER
Complete with
AH7000 ANTENNA
Special Price £989

GOODS NORMALLY DESPATCHED WITHIN 24 HRS - PRICES CORRECT AT TIME OF GOING TO PRESS - E&OE - MAIL ORDER AND RETAIL

BREDHURST ELECTRONICS LTD HIGH ST, HANDCROSS, W. SX. RH17 6BW (0444) 400786

QRP KITS AT QRP PRICES!

AN 80m QRP TX/RX KIT FOR £76.25!

- ★ Ready Built — £126.50
- ★ Complete in EVERY detail!
- ★ VFO, AF Filter, Sidetone etc!
- ★ Fully Detailed Manual!



Other Super Kits include:
3 BAND RECEIVER, ATU's, AUDIO FILTER etc etc... all 'well styled' and complete!

For full details of the DTR3 and the rest of our range, send a SAE to:

LAKE ELECTRONICS, 7 MIDDLETON CLOSE, NUTHALL, NOTTINGHAM NG16 1BX.
Or ring Alan G4DVW on (0602) 382509 (callers by appointment only).

J. BIRKETT

RADIO COMPONENT SUPPLIERS

PYE WESTMINSTER W15FM MID-BAND TRANSCEIVER 10 channel
£15 carr £3

DYMAR 25 WATT FM TRANSCEIVER mid-band 16 channel £15 carr £3

STORNO BOOT MOUNT F.M. TRANSCEIVER mid-band, no controls £8 carr £3

PYE EUROPA 25 WATT F.M. mid-band £25 Carr £2. **PYE EUROPA F.M. UHF TRANSCEIVER** £37 carr £2.

EX USA MILITARY 1945 VINTAGE PART 500 WATT PA STAGE with 60+60PF wide spaced variable 30 pt c804 type and coils £6.95.

AIR SPACED VARIABLE CAPACITORS 200+350 p.f. with slow motion drive £2.50, 125+125 p.f. direct drive £1.95, 10+10+20 p.f. direct drive £1.50, 208+176 p.f. D.R. £2.50, 170+38 p.f. geared sm drive £2.50.

CARBON MIKE INSERTS £1.10 for £1.50, **DYNAMIC 250 OHM INSERTS** 50p, 4 for £2.

SOLDER-IN FEED THRU'S 5, 30, 300 p.f. £2.00 doz 1000 p.f. £5 each

EX-MILITARY COMMUNICATION RECEIVER type R210 unconverted £50, carr £6. R210 converted to mains 240 volt a.c. £78.90, carr £8

20 ASSORTED MINIATURE LEDS for £1, 15 rectangular LED's assorted £1, stripeline transistors BF362 £5 for £1, BFR90 £4 for £1.50.

SPECIAL EX-GPO COMMUNICATION RECEIVER TYPE 40A 330 KHz to 33MHz battery mains operation. callers only £195.

R.S. 18 WAY MINIATURE GROUP BOARDS £4 for £1.15 square 4 hole 80c sockets £4 for £1, c804 type air spaced variables CAPACITORS 5 p.f. £1.95, 10 p.f. £1.95, 25 p.f. £2.50, 50 p.f. £2.50, 75 p.f. £2.50, 150 p.f. £2.95.

REVERSE CURRENT CUT OUT 1000 AMP 28 VOLT COIL size 7x5x3 approx £2.95.

3" DIAM AXIAL FANS 18 to 24 volt dc £4.95.

WOOD AND DOUGLAS AND C.M. HOWES KITS STOCKED BY POST AND FOR CALLERS.
ACCESS AND BARCLAY CARDS ACCEPTED. P.P. 60p UNDER £5.00, OVER FREE UNLESS STATED OTHERWISE.



25 The Strait
Lincoln, Tel. 20767
(LN2 1JF)
Partners J.L.Birkett.
J.H.Birkett.

SNIPPETS

As the name suggests a "Snippet" is any small piece of information snipped from the rich fabric which makes up our hobby. If you've a useful idea, hint, tip or wrinkle, that you feel is worth sharing with your fellow amateurs, then send it to our Editorial address. Each lucky person to get his "Snippet" in print will receive a £5 PW voucher. The "Snippet" must be original information, and not duplicated to other magazines. We reserve the right to edit or shorten any "Snippet". "Snippets" may also be placed in our Prestel Mailbox 202671191. The ideas that appear in "Snippets" have not been tried by, nor are they necessarily endorsed by *Practical Wireless*.

The problem of removing tarnish and oxide from p.c.b.s seems well catered for these days with modern solvents. However, there is one method that doesn't resort to the use of chemical agents; abrasive glass fibre brushes. Unfortunately, you hardly ever see these items for sale, but while looking through a catalogue of drawing office equipment I noticed a "Staedler Mars FIBRASOR". This turns out to be a glass fibre brush looking like a clutch pencil. I think its original use was for removing Indian ink from tracings but it works a treat on cleaning p.c.b. tracks. The fact that this item is sold in most stationers and art shops makes it relatively easy to obtain. **G.L.** £992

Ever wished you had a disposable funnel for transferring nasty chemicals like ferric chloride (p.c.b. etchant) or silver nitrate solution (photographic developer) from one container to another? As every responsible person should be aware, you should not store anything other than water in discarded soft drinks bottles. So what has this got to do with funnels? Well just think about all those clear plastics soft drinks bottles you must throw away in a year. All you have to do is empty and wash the bottle, measure about 1/3 of the bottle's length down from the neck, at this point cut round the body of the bottle with a hacksaw. Then take the cap off and there you have a funnel. Do please remember that certain solvents and hot liquids dissolve plastics. **R.A.** IH001

All About Lamps

Part 1

In these days of light-emitting diodes and similar solid-state technology, filament or neon lamps are looked upon by some as pretty "old-hat". They are still widely used, however, and an understanding of their characteristics is worthwhile for any radio enthusiast. In this article, J. D. Harris sheds some light on the subject.

Thomas Edison had a problem. The carbon filament gave out quite a good light, provided the glass-maker had managed to get a reasonable vacuum in the bulb. However, after a few hours the inside of the bulb began to become black. Edison realised that it was the material from the filament that was being deposited on the bulb, but how to stop it? As an experiment he placed a metal plate inside the bulb. That did not have much effect. In an idle moment he connected the plate to a positive supply and was more than surprised to see that a current resulted.

That was in 1882 and over the following years whilst the electric lamp became a commercial entity the Edison effect was ignored. In 1904 Ambrose Fleming, having been working on the same problem, patented his "oscillation valve". Of course it did not oscillate but it proved a rather good detector for the "radio" waves that the noble Italian Signor Marconi was experimenting with at the time. But that is another story . . .

The modern filament lamp is still made on the same basic principles using an incandescent filament in a bulb with a good vacuum. With vastly increased knowledge of metallurgy and

vacuum techniques, long-life lamps are of course available, but the "blackening" problem still exists!

Like the majority of electronic components available today, there is a bewildering variety of miniature filament and neon lamps on the market and incorporated in electrical and electronic equipment. There is less standardisation in these components than many others.

Whilst in applications as indicators, filament and neon lamps serve the same purpose—to show the state of the equipment or circuit in which they are placed—the basic operation of the two types is very different. Both types can be used as circuit components rather than as indicators, but in general these types are manufactured to a much tighter tolerance and the more usual types may not give satisfactory results when used as substitutes.

Miniature Filament Lamps

The "active" part of a miniature filament lamp is the filament. This is made from tungsten and is heated to incandescence by the passing of current. Tungsten is used because of its

very high melting point (3655K), low evaporation at high temperatures and good mechanical strength.

Three basic types of lamps are manufactured, volume production being obtained by the use of highly automated equipment.

Butt-sealed

In the butt-sealed construction the filament/bead assembly is offered to a glass bulb. A glass tube known as the exhaust tube is then placed in contact with the bulb/filament assembly, and the two parts are then subjected to sufficient heat to fuse them together. At the same time, air is withdrawn from the assembly to ensure that a high vacuum exists within the bulb/filament area. As can be seen from Fig. 1.1 the completed lamp can then be used as a wire-ended lamp or fitted with a base to allow it to be used in one of the wide variety of lampholders available.

The leads that provide connection to the filament need to be made from special wire where they pass through the glass, to ensure that an effective seal is maintained over the life of the lamp. This material is known as Dumet, and is a copper sheath surrounding a nickel-iron core. If wire ended lamps have been stored for long periods without adequate protection these leads can become oxidised and often impossible to solder. Cleaning the leads with a 10 per cent hydrochloric acid solution and then washing and re-tinning will allow soldering with ease.

Bead-sealed

In the bead-sealed method of manufacture the glass bead itself is fused

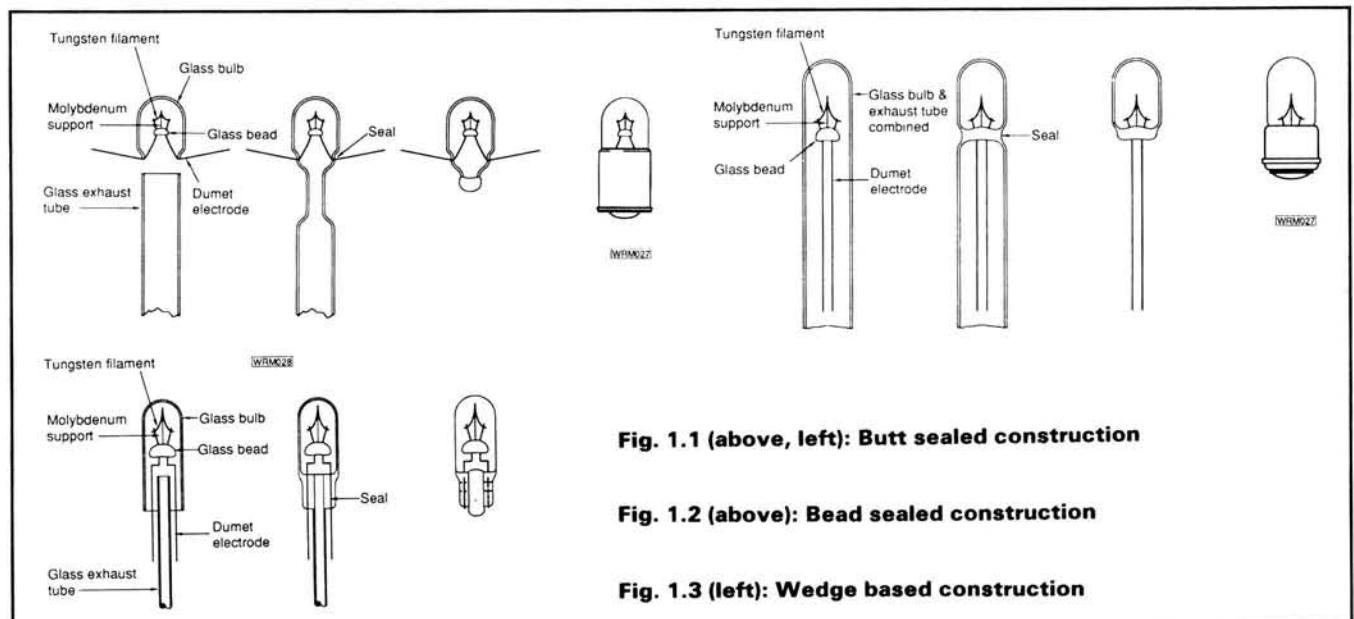


Fig. 1.1 (above, left): Butt sealed construction

Fig. 1.2 (above): Bead sealed construction

Fig. 1.3 (left): Wedge based construction

into the integral bulb/exhaust tube (Fig. 1.2). This results in a finished item with greater mechanical stability. Where lamps are used for direct mounting onto printed circuit boards, this type of construction is to be preferred.

The leads exit directly from the lamp obviating the need for a right-angled bend that would be required if butt-sealed types are used. On butt-sealed lamps the sealing tip can easily become broken during assembly. A number of equipment manufacturers have fallen into the trap of using the cheaper butt-sealed type and eventually having to use special pads to distance the sealing tip from the p.c.b.

Wedge Base

A further type of construction is the wedge-base lamp. In this type the leads are of a larger diameter than those used on the others, and are formed round the end of the glass base giving a "pluggable" lamp without the need for a base (Fig. 1.3). This reduces the price of the lamp and many inexpensive lampholders are available. Wedge-base lamps are widely used in the automobile industry.

Sizes

Although there are international specifications covering miniature filament lamps (US Mil Standards, IEC Publication 61, etc.) there is no fully agreed standard way of describing the size of a lamp. The most popular is a non-metric system that was originated over 30 years ago in the USA. In this system the bulb diameter is defined in units of $\frac{1}{8}$ in (approx 3.18mm), so that, for example, T1 $\frac{3}{4}$ is $1\frac{3}{4} \times \frac{1}{8}$ in (approx 5.85mm). The letter "T" identifies the lamp as having a tubular (straight-sided) bulb. The letter "G" would describe a globular (spherical) bulb. As always, mixing units can lead to confusion, and for instance wedge base lamps are numbered T4.6, T10, etc. These numbers refer to the diameter in millimetres and not the original (T- $\frac{1}{8}$ in) designation.

Other means of identifying lamp base and sizes are used in the UK (based on names and their abbreviations) and in Europe (based on diameters in millimetres). Bases fitted to miniature filament lamps to allow them to be used with suitable lampholders are, to say the least, multifarious. However, it is often possible to identify various lamps from the part numbers and Table 1.1 shows various types of bases in general use in radio and related equipment. When seeking replacements, care should be taken to give exact dimensions if doubt exists. For instance some bi-pin lamps are available with the same basic construction but with up to five different lead spacings.

Lamps with screw-form bases have a single contact, whilst bayonet-form bases may have either single or double contacts. On single-contact lamps the

other connection is made via the metal cap. Variations in manufacturers' types do exist but generally lamps of this type are interchangeable.

The construction and shape of the filament is dictated by the voltage and current at which the lamp is designed to operate. The higher the voltage the longer the filament. The practical voltage limit in lamps with 5.1mm diameter bulbs and less is 28V. Filaments for higher voltages are generally of the coiled-coil construction. As it is impossible to accommodate even a coiled-coil filament in a straight line with these types of lamps, it is supported in two places with rigid insulated wires known as filament supports.

Lamp ratings are expressed in voltage and current or voltage and wattage and light output. The first two are generally derived from tests carried out at 50Hz and are taken with the filament operating at its nominal value.

The measurement of light output is not so simple as first appears. Most European makers specify light output in lumen (lm) whilst American and British catalogues specify m.s.c.p (mean spherical candle power). The Internationally agreed SI unit is the candela (cd). A point source of one candela would emit one lumen of luminous flux into each solid angle round it, which is a total of 4 lumen.

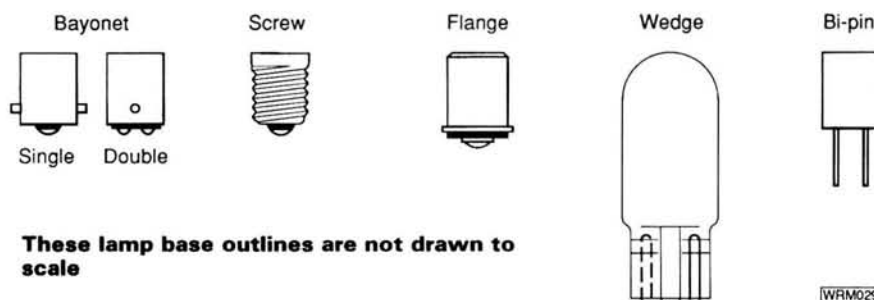
Normal production tolerances for light output are 25 per cent. Light output tolerances can be made tighter by selection by the manufacturer although 10 per cent is the practical limit. Lamps with selected light output are designated with a suffix . . . AS10 or . . . AS15. This means aged and selected for light output of 10 or 15 per cent. Lamps are aged by the manufacturer operating them at their nominal voltage for varying periods depending on the specification requirements.

TABLE 1.1
LAMP CODES

Cap Form	Cap Diameter	European Code*	UK Code
Bayonet	7mm	BA7s	-
	9mm	B9s or BA9s	MBC (Miniature Bayonet Cap) or MCC (Miniature Centre Contact)
	14mm	B14s or BA14s	SCC (Small Centre Contact)
	14mm 22mm	B14d or BA14d B22d	SBC (Small Bayonet Cap) BC (Bayonet Cap)
Screw	5mm	E5	LES (Lilliput Edison Screw)
	10mm	E10	MES (Miniature Edison Screw)
	12mm	E12	CES (Candelabra Edison Screw)
	14mm	E14	SES (Small Edison Screw)
	22mm	E22	ES (Edison Screw)
	40mm	E40	GES (Goliath Edison Screw)
Flange	4mm	SX3s	Sub-midget Flange
	6mm	SX6s	Midget Flange
Wedge	10mm	W2.1 x 9.5d	Wedge Base
Bi-pin	Various diameters and pin spacings		
Glass Shape	Glass Diameter	USA Code (based on multiples of $\frac{1}{8}$ in)	
Tubular	2.5mm	T- $\frac{3}{4}$	
	3mm	T-1	
	4mm	T-1 $\frac{1}{4}$	
	5mm	T-1 $\frac{1}{2}$	
	6mm	T-1 $\frac{3}{4}$	
	6.6/7mm	T-2	
	10mm	T-3 $\frac{1}{4}$	
Globular	11mm	G-3 $\frac{1}{2}$	
	15mm	G-4 $\frac{1}{2}$	
	18mm	G-6	

*NOTES:

- "A" indicates a bayonet cap with shortened pins, originally designed for use in slide-action focusing lamp-holders in car light fittings.
- "d" indicates a double contact base.
- "s" indicates a single contact case.



WRM029

During the first few hours of aging obvious faults will be detected. The aging process tends to stabilise the filament enabling an easier assessment of selected lamps to be made.

The radiation from a tungsten filament covers a wide range from infrared to ultraviolet and as such filament lamps can be used with filters having a wide colour range. The luminous efficiency is not high as the majority of the power developed is wasted in the generation of heat. The efficiency is controlled by the operating temperature of the filament. As the filament temperature also dictates the rate of evaporation of the tungsten, this greatly affects the life of any particular lamp. Thus for a fixed wattage rating a filament can give a high light output and short life or a lower light output and longer life.

Lamp Life

The life of lamps that is normally quoted by manufacturers represents figures derived from carefully controlled test conditions and often bear little relation to the actual operating use. Life tests are carried out using stabilised a.c. voltages at 50Hz, the lamps being operated in a controlled temperature of 30°C and of course not subjected to shock or vibration.

The commonest cause of premature lamp failure is mechanical shock and vibration. These external factors can cause the filament to break or "shorted turns" to occur, causing rapid increase of current and the lamp will burn out after a short time. In some illuminated push-buttons the incorporated lamps can be subjected to very high G forces, even if only for short periods of time, sufficient to cause filament breakage. Lamps should be operated in ambient temperatures of less than 100°C. If the ambient temperature exceeds 95°C the temperature of the bulb inside the lamp will exceed 100°C. This can cause outgassing of water vapour. Although only very small quantities of water vapour will exist dissociation of the vapour occurs near the hot filament and oxides of tungsten and free hydrogen are formed. In time this will increase the loss of tungsten from the filament and lead to premature "blackening". Lamps placed in situations without adequate heat-sinking or ventilation can soon show this effect. Dial lamps used in car radios are a good example where this type of fault can occur and replacement can be a time consuming and frustrating task. Where 12V lamps are fitted to original equipment it is worthwhile fitting 14V types when replacement is needed. Usually the light output will be sufficient and the life of the lamp much longer.

It is a little known fact that lamps operated from a d.c. supply have a life reduction of 50 per cent over the same lamp/current used from an a.c. supply. This reduction in life however does depend to a great extent on the wattage of the lamp and the type of filament

used. Some manufacturer's catalogues now show the life when using either a.c. or d.c. supplies. The cause of shorter life on d.c. is electromigration of tungsten in a unidirectional electric field. Eventually "notching" occurs, causing localised thinning of the filament, this leads to "hot spots" and burn-out of the lamp. This effect is more noticeable on filaments with smaller diameters and at lower operating temperatures. Lamps operated on d.c. supplies at currents of less than 80mA can be more susceptible to this failure mode. If possible lamps used on d.c. should have nominal current ratings of greater than 100mA. For example, a typical indicator lamp having a rating of 12V at 50mA has an a.c. life of 5000 hours but only 2000 hours at d.c.

If lamps are operated in situations of repeated switching this can cause early failure because of thermal shocks or surge currents. During the life of the lamp the filament will become more brittle and failure due to thermal shock more likely. Surge currents can cause filament "hot spots" to heat up above the melting point of tungsten. When lamps are used in this type of situation, a small permanent standing current (low enough to keep the filament below incandescence) will minimise this effect.

Lamps operated from a constant current source, via high value series resistors or in series can also lead to life reductions of as much as 50 per cent. Over the life of the lamp, the filament resistance will increase and therefore the voltage across the lamp will increase. This effect is of course progressive, hence the reduction of life under these conditions. The problem can generally be overcome by ensuring that the voltage across the lamp is less (at the outset) than the rated voltage.

The resistance of the filament and hence the current through it should also be taken into account when designing circuits to drive filament

lamps. This cold/hot resistance change occurs over a relatively long period of time in terms of semiconductor switching. For instance a filament having a nominal operating current of 100mA will at the instant of switch-on have a current of 1000 per cent of the nominal value and even after 10 milliseconds this current will still be 300 per cent of nominal (see Fig. 1.4).

This change in resistance can be used to advantage as a current control device. One of the most common applications of filament lamps as a circuit component as opposed to an indicator, is in telephone handsets. This particular application consists of two 5V lamps with closely defined resistance/current characteristics connected in series with a circuit that acts as an automatic volume control to compensate for variations in BT line levels. Lamps used in this type of application are known as barretters. Larger types of barretters are also found in telephone exchange equipment and were used as a series dropping resistor in certain makes of a.c./d.c. valved radios.

Lamps can be operated outside their nominal ratings by using the chart shown in Fig. 1.5, although changes beyond 10-20 per cent from nominal should be treated with caution.

- To increase the light output of a lamp by 40 per cent, it can be seen that:
 - The voltage has to be increased by 10 per cent
 - The current will increase by 5.2 per cent
 - The life will decrease by 68 per cent
- If a lamp is operated at 85 per cent of its rated voltage:
 - The current decreases by 8 per cent
 - The light output decreases by 45 per cent
 - The life increases by 700 per cent

It can be readily seen that relatively small decreases in applied voltage can greatly increase lamp life. The curve shown in Fig. 1.6 is calculated on the

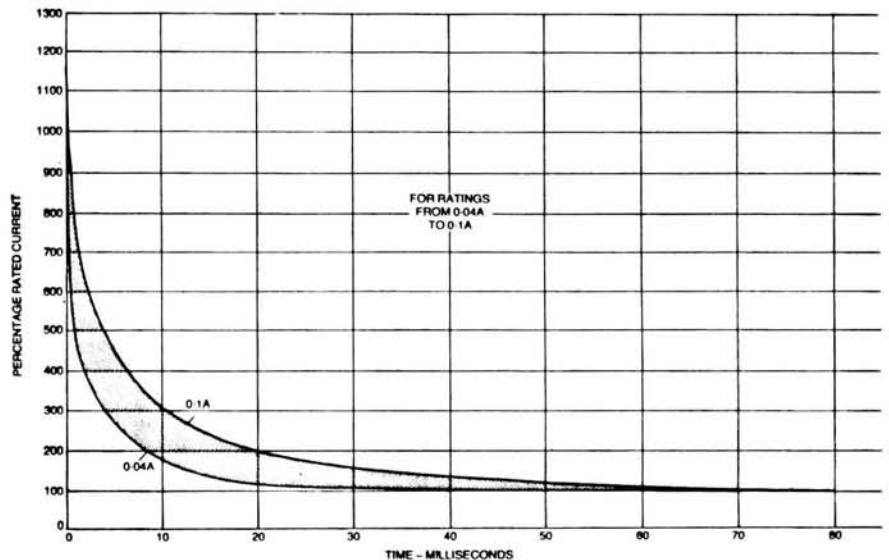


Fig. 1.4: Typical "switch-on" current characteristics for small tungsten filament lamps

assumption that the life is inversely proportional to the 13th power of the applied voltage.

Tungsten Halogen Lamps

Efforts to increase lamp life and efficiency have resulted in the introduction of the tungsten halogen lamp (first called "quartz-iodine" lamps). The slow evaporation of tungsten from the filament in a conventional lamp causes particles of tungsten to condense on the relatively cool inner surface of the bulb. This leads to the well known "blackening" and reduction of light output over the life of the lamp. If a halogen is added to the gas filling of a tungsten lamp this will combine with tungsten to form tungsten halide. Providing that the lamp is manufactured and operated in such a way that the inside wall temperature of the bulb is kept above 250°C the tungsten halide is prevented from condensing and is returned back into the vicinity of the filament. The high temperature of the filament breaks down the tungsten halide into tungsten and halogen; the metallic tungsten is deposited on the filament and halogen is released to cause the cycle to be repeated. If the tungsten could be re-deposited on the exact place it originally evaporated from, the lamp would last indefinitely.

Tungsten halogen lamps do not blacken during life and thus continue to emit their full light output. Generally they have a life some two or three times that of the conventional filament lamp and an efficiency of more than double. Tungsten halogen lamps are available from 10 to 3000 watts or more.

Because of the need to keep the wall temperature of the bulb above 250°C to maintain the halogen cycle, tungsten halogen lamps should be run at or near their rated voltage. The scope for dimming them by applying a reduced voltage is therefore limited.

These lamps are found in a very wide variety of applications such as car headlamps, projectors, floodlighting,




Fig. 1.5: Current, light output and life, related to operating voltage

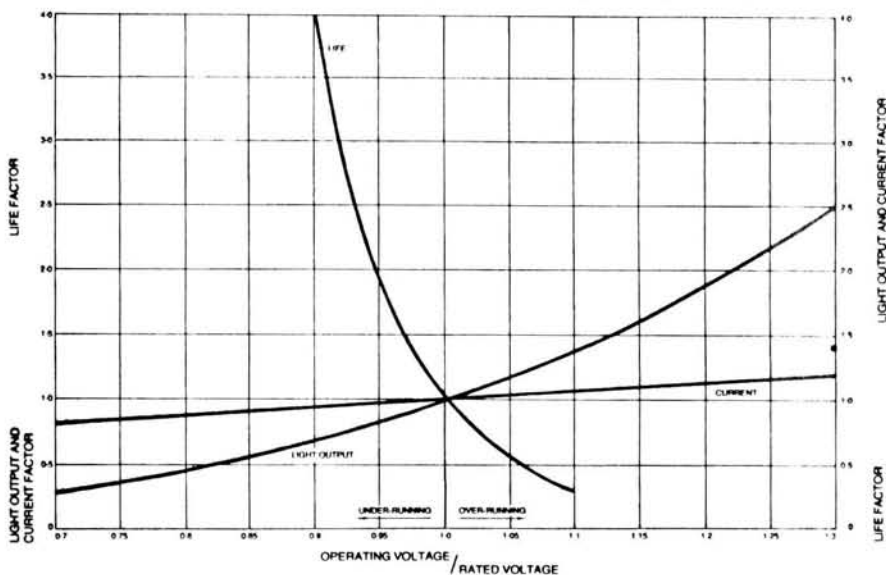


Fig. 1.6: Performance curves for miniature filament lamps. Variations of more than $\pm 10\%$ from nominal are not normally used in practice

display lighting and photocopiers. In photocopying and similar applications the fact that tungsten halogen lamps retain their colour/temperature characteristics over life is of particular use.

Due to the high temperatures involved care should be taken when using tungsten halogen lamps. The correct holders or fittings must always be used. It is obvious that the glass envelope must not be touched when the lamp is on due to the high temperatures involved. However it is also important that the glass envelope is not

touched when the lamp is cold. Sweat and grease from the skin will be left on the bulb causing a hot spot to develop and the bulb to crack. Many tungsten halogen lamps are manufactured with integral reflectors, thus making the handling very easy. Often, these reflectors have dichroic properties, directing the light forward in a beam, while allowing most of the heat to escape through the reflector to the rear.

The second part of this article will deal with neon lamps and electroluminescent panels.

**REVISED SERVICE!
LOWER PRICES!**

Practical Wireless

VISA 0202 678558

PCB SERVICE

Printed circuit boards for *Practical Wireless* constructional projects are available from the PW PCB SERVICE. The boards are made in 1.5mm glass-fibre, and are fully tinned and drilled. All prices include postage, packing and VAT for UK orders. Please add £2.00 per order for despatch to overseas addresses.

Orders and remittances should be sent to: **PW Publishing Limited, FREEPOST, Enefco House, The Quay, Poole, Dorset BH15 1PP**, marking your envelope **PCB SERVICE**. Cheques should be crossed and made payable to PW Publishing Ltd.

When ordering, please state the Article Title and Issue Date as well as the Board Number. Please print your name and address clearly in block letters, and do not send any other correspondence with your order. You may telephone your order using Access or Visa. A telephone answering machine will accept your order outside office hours.

Please allow 28 days for delivery. Always check the latest issue of PW for the current details of price and availability. Please see previous issues for boards from earlier years.

Board Number	Title of Article	Issue Dated	Price (£)
WR238	"Otter" 50MHz Receiver	Jan 88	7.10
WR239-241 set	"Orwell" Medium Wave Recvr	Mar 88	9.10
WR242	"Orwell" Varicap Tune Option	Mar 88	2.90
WR243	VHF Monitor Receiver (Audio)	Apr 88	2.30
WR245	Stopband filter for PW Blenheim	Jun 88	2.90
WR244	Practice Morse Key	Jul 88	2.96
WR246	"Portland" RF Voltmeter	Jul 88	3.59
WR247	Zener Diode Tester	Aug 88	3.56
WR248	"Badger" 144MHz Receiver	Oct 88	9.10
WR249	"Marlborough" MF Converter	Dec 88	4.60
WR250	DC/AC Power Converter	Jan 89	3.22
WR251	RF Operated Relay	Feb 89	3.80

Reading & Understanding Circuit Diagrams

(with a bit of theory thrown in)

In Part 12, R.F. Fautley G3ASG looks at Class B, AB and C operation of r.f. power amplifiers.

Class B

After Part 11, you should have some idea what a V_G/I_A valve curve looks like (and means). So, the curve in Fig. 12.1 will probably explain itself. Class B operation does not provide an anode current waveform the same shape as the voltage waveform at the grid. In fact, it operates rather like a half-wave rectifier, producing anode current for the positive half-cycles of the grid voltage waveform and none at all for the negative half. This is because the grid bias voltage is set to just about anode current "cut-off"—the value for an anode current of just about zero. So the anode current waveform is very distorted and its harmonics could cause a lot of interference.

Help is at hand though, in the form of the anode tuned circuit, L3 and C3, (see Fig. 11.1). For during the half-cycle when no anode current is flowing, a great piece of magic is performed by the tuned circuit. It actually **adds** the other half-cycle to provide a complete r.f. sinewave!

Another diversion is required here to understand what happens. If a simple LC circuit could be made that had no losses at all (that is both inductor and capacitor were **perfect** components comprising reactance only and absolutely no resistance)—once it was electrically stimulated it would oscillate theoretically for quite a time. That is,

after being "struck" it would "ring", rather like a bell. The frequency, or pitch, of a bell's note is controlled by the bell's physical dimensions, which are its tuned circuit.

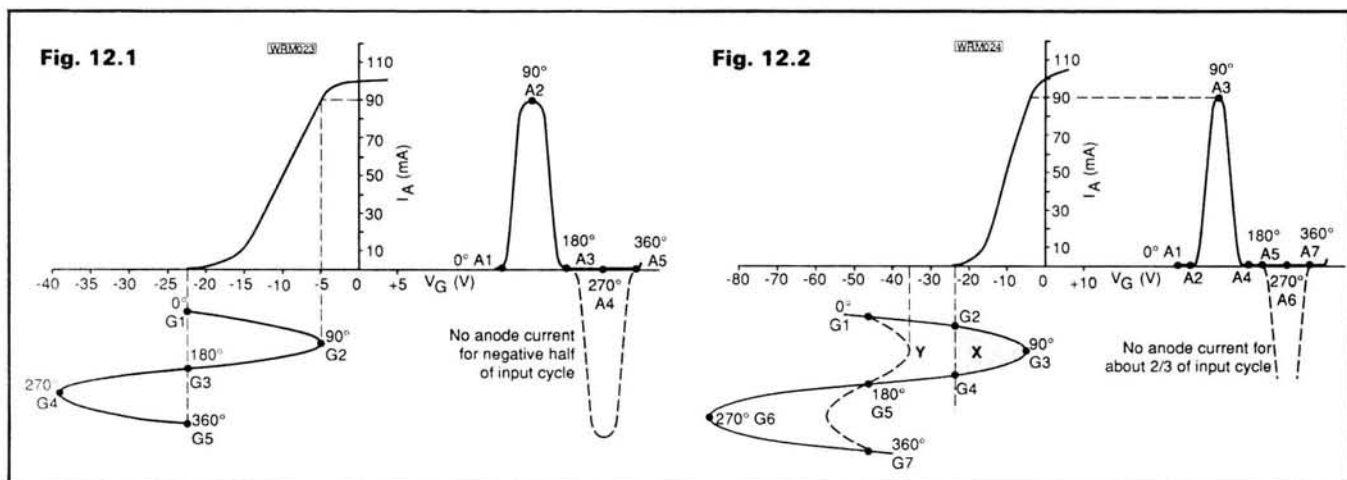
If a small amount of resistance is added to the tuned circuit, then the oscillation amplitude would be reduced by a fraction every cycle until eventually it would cease. Now, all practical tuned circuits **do** have resistance so they don't oscillate very much, if at all. However, each half-cycle of anode current which flows through the tuned circuit acts as a stimulus and so "strikes" the circuit and it "rings".

The frequency at which the circuit rings or oscillates is controlled by the resonance of the tuned circuit, so if it's tuned correctly it will be the same as the input signal. This phenomenon of circuit ringing is utilised in nearly all r.f. amplifiers. It is also referred to as "fly-wheel" action because of its similarity to the way a fly-wheel helps to maintain constant mechanical velocity.

The frequency at which the circuit **rings** is controlled by the resonance of the anode tuned circuit. Although the circuit is tuned to the input frequency it is possible for its resonance to change slightly with changes of temperature. You may think this could cause drift of the transmitted frequency, but that doesn't happen because the anode tuned circuit has control for only **part**

of each r.f. cycle. Every positive half-cycle of the input signal causes anode current to flow and so drags the frequency back into step, i.e., it is corrected once every cycle. The result is that the frequency **always** remains the same as that of the input signal.

As the valve is conducting for only half of each cycle and is effectively switched off for the other half, the d.c. power input to the valve is quite a bit less than for the same r.f. power output with a Class A stage. That is, it's more efficient. There is a drawback and it is that the distortion level is somewhat higher. Looking carefully at Fig. 12.1 you can see that the beginning and end of each half-cycle of anode current is not part of a sinewave, it's curved quite a lot where it should look nearly straight. This causes a bit of a "kink" in the waveform, although the fly-wheel action of the tuned circuit does remove much of the distortion before it reaches the output terminals. When used as a linear amplifier, the result of this small amount of distortion is usually noticeable in the level of intermodulation products. Using just a little less grid bias, so that anode current flows for a greater part of the cycle, removes most of the kink and reduces the level of the intermodulation products. This mode of operation is **Class AB**, the most popular class used for linear amplifiers in modern transceivers.



Intermodulation products? They're caused by intermodulation distortion, which was introduced in Part 7 when we looked at the theory of the superhet receiver. The products are the beats produced when two (or more) signals are applied to the input of an amplifier at the same time. "But", I hear you cry, "we don't apply more than one signal at a time." Oh yes we do! Speech contains several different frequency signals at the same time depending on the sound we make. You would be quite correct though in assuming there is only a single input signal in the case of a c.w. transmitter. The distortion then would be in the form of r.f. harmonics of the input signals. These harmonics could be removed by suitable filtering before reaching the antenna.

Class B amplifiers are often used for a.f. amplification especially where high power output is required. Now, a.f. amplifiers don't have anode tuned circuits because they have to be wide-band devices, handling over three octaves just for speech and at least nine octaves for hi-fi amplifiers. So, they have no fly-wheel activity to put in the half-cycle of zero anode current. The way out of this problem is to use two valves operating in "push-pull". See

Part 9 for an explanation of push-pull operation.

During the time that one valve is conducting the other is cut off and vice versa, so by combining the output from each valve in a suitable a.f. transformer, there is no missing half-cycle to make up. Again, the kink at the crossover of the output waveform (where the input waveform is around zero, changing from + to -) would introduce some harmonic and intermodulation distortion in a.f. amplifiers. Moving the grid bias point a bit positive into Class AB operation is again the answer if distortion levels need to be reduced.

Class C

The graph in Fig. 12.2 illustrates that anode current flows only during the time that the grid input cycle is at its **most positive** (the region marked "X"). The anode current pulse triggers the anode tuned circuit making it ring, and the operation is similar to that for Class B.

Class C is more efficient in converting d.c. power into r.f. power than the other classes of operation, but it can't be used for a sideband transmitter. Why not? Well, as only **large** input signals make the grid potential high

enough to produce anode current, small signals such as those found in parts of speech waveforms would just not appear in the output. Look at Fig. 12.2, where a small input waveform at the grid (marked "Y") would produce no anode current at all because it is too small to overcome the fixed grid bias voltage.

For transmitters intended to operate on c.w. only, Class C operation is the best choice, for the grid signal is either zero (key up) or of an amplitude sufficient to drive the anode current to the maximum permitted for the valve (key down), with no in-between levels.

This maximum anode current may only be obtainable when the grid is driven with such a high amplitude signal that it actually becomes positive on peaks. In this case the grid will draw a small amount of current which is measurable on a d.c. milliammeter (M2 in Fig. 11.1) connected in series with the negative grid bias lead. This can be quite useful to ensure correct fine tuning of the grid circuit by simply adjusting C2 for maximum M2 meter indication, i.e. maximum grid current (maximum r.f. input voltage).

So, it's a Class C amplifier that would be the best choice for our beginner's Morse transmitter.

Reg Ward & Co. Ltd. 1 Western Parade, West Street, Axminster, Devon, EX13 5NY. Telephone: Axminster (0297) 34918

Yaesu

FT767	HF Transceiver	1599.00	(—)
FEX767(2)	2m Module (767)	169.00	(3.00)
FEX767(10)	70cm Module (767)	215.00	(3.00)
FEX767(16)	6m Module (767)	169.00	(3.00)
SP767	Speaker	69.95	(2.50)
FT290	MkII New Super 290	429.00	(—)
FT690	MkII 6m M/Mode 2.5W	399.00	(2.00)
YHA15	2m Helical	7.50	(2.00)
YHA440	70cm 1/2wave	23.00	(2.00)
YMA9	Speaker Mike	23.00	(2.00)
MMB15	Mobile Bracket	14.55	(2.00)
FT23R	2m Mini HH	209.00	(3.00)
FT73R	70cm Mini HH	229.00	(3.00)
FN89	Nicad Battery Pack (23/73)	34.50	(2.00)
FN810	Nicad Battery Pack (23/73)	34.50	(2.00)
FN811	Nicad Battery Pack (23/73)	67.85	(2.00)
NC18C	Charger (23/73)	17.71	(2.00)
SMC28	Charger (23/73) 13A Plug	479.00	(—)
NC28	Charger (23/73)	17.71	(2.00)
NC29	Base Charger (23/73)	69.00	(2.00)
PA6	Car Adaptor/Charger (23/73)	24.15	(2.00)
MH12A2B	Speaker Mic	31.05	(2.00)
MH18A2B	Speaker Mic Miniature (23/73/27)	31.05	(2.00)
FT72R	2m/70cm HH	425.00	(3.00)
FN83	Spare Battery Pack	41.00	(2.00)
FN84	Spare Battery Pack	46.00	(2.00)
FN85	Empty Cell Case	10.00	(2.00)
FRG9600M	60-950MHz Scanning RX	509.00	(—)
PA4C	Power Supply for 9600	29.00	(2.00)
MMB10	Mobile Bracket	10.00	(2.00)
NC9C	Charger	11.50	(2.00)
PA3	Car Adaptor/Charger	21.85	(2.00)
YM24A	Speaker Mike	31.05	(2.00)
FRG8900	HF Receiver	649.00	(—)
FRV8900	Converter 118-175 for above	100.00	(2.50)
FR17700	RX ATU	59.00	(2.50)
MH188	Hand 600 8pin mic	21.00	(2.00)
MD188	Desk 600 8pin mic	25.00	(2.00)
MF1A3B	Mobile mobile mic	79.00	(2.00)
YH77	Lightweight phones	19.95	(2.00)
YH55	Padded phones	19.95	(2.00)
YH1	Lightweight Mobile Hset-Boom mic	28.75	(2.00)
SB1	PTT Switch Box 208/708	22.00	(2.00)
SB2	PTT Switch Box 290/790	22.00	(2.00)
SB10	PTT Switch Box 2102/700	22.00	(2.00)
FT736 NEW	2/70cm 2.5W Base Stn	1,359.00	(—)
FT747GX	160-10 All mode TX Gen. Cov.	659.00	(—)
FT231R	23cm FM Transceiver	175.00	(—)
FT211RH	2m 45W FM Mobile	309.00	(—)
FT212RH	New 2m 45W FM Mobile	349.00	(—)

Datong Products

PC1	Gen. Cov. Con	137.40	(2.50)
VLF	Very low frequency conv	34.90	(2.50)
FL2	Multi-mode audio filter	89.70	(2.50)
FL3	Audio filter for receivers	129.00	(2.50)
ASP/B	r.f. speech clipper for Trio	82.80	(2.50)
ASPA	r.f. speech clipper for Yaesu	82.80	(2.50)
ASP	As above with 8 pin conn	89.70	(2.50)
D75	Manual RF speech clipper	56.35	(2.50)
D70	Morse Tutor	56.35	(2.50)
RFA	RF switched pre-amp	36.00	(2.50)
AD270 MPU	Active dipole with mains p.s.u.	51.75	(2.50)
AD370 MPU	Active dipole with mains p.s.u.	69.00	(2.50)
DC144/28	2m converter	39.67	(2.50)
ANF	Automatic notch filter	67.85	(2.50)
SRB2	Auto Woodpecker blanker	86.25	(2.50)
RFA	RF switched pre-amp	36.00	(2.50)

ICOM

IC7E1	New Super HF Transceiver	2459.00	(—)
IC7E1A	HF Transceiver	1500.00	(—)
IC735	New HF Transceiver	975.00	(—)
AT100	100W ATU (75/1745)	375.00	(3.50)
AT150	150W ATU (75/1745)	325.00	(3.50)
PS55	Ext PSU (735)	192.00	(3.00)
IC505	50MHz multi-mode portable	529.00	(—)
IC2960D	2m 25W M/Mode	559.00	(—)
IC29E	25W FM	359.00	(—)
IC29H	2m 45W FM	399.00	(3.00)
IC Micro	2E New Mini HH	249.00	(3.00)
IC2E	2m The Original HH	235.00	(3.00)
IC202E	2m HH	279.00	(3.00)
IC275E	New 2m 25W Base Stn	1069.00	(—)
IC4E	70cm HH	285.00	(3.00)
IC40E	70cm HH	318.00	(3.00)
IC48E	70cm 25W FM Mobile	405.00	(3.00)
IC490	70cm 10W M/Mode	625.00	(—)
IC3200	2m/70 Dual Band FM Mobile	556.00	(—)
IC7E	23cm HH	449.00	(3.00)
ICR71	Gen Cov RX	855.00	(—)
IC7000	VHF/UHF Scanner	989.00	(—)
AH1000	25-1300MHz Discorn	52.50	(3.00)
SP3	Ext Speaker	6.00	(2.50)
CK70	DC Cable (R70/R71)	84.00	(2.00)
EX27	FM Board (R70/R71)	8.00	(2.00)
GC5	World Clock	43.00	(2.50)
A02	Waterproof Bag all Icom HH	14.38	(2.00)
BC35	Desk Charger	74.75	(2.50)
BP3	Battery Pack 8.4V (2/4E/02/04E)	32.20	(2.00)
BP4	Empty Battery Case (2/4E/02/04E)	9.78	(2.00)
BP5	Battery Pack 10.8V	63.25	(2.50)
BP7	Battery Pack 13.2V (02/04E only)	78.20	(2.50)
BP8	Battery Pack 8.4V	74.75	(2.50)
CP1	12V Charge Lead BP3/7/8	7.48	(2.00)
DC1	DC/DC converter operate from 12V	18.40	(2.00)
FA2	2m Helical BNC	9.75	(2.00)
FA3	70cm Flexible 1/4 wave Antenna (BNC)	9.75	(2.00)
HM9	Speaker/Mic	23.00	(2.50)
HS10	Head set Boom Mike	23.00	(2.00)
HS105A	Vox Unit HS10 (02/04E only)	26.45	(2.00)
HS105B	PTT SW Box HS10	23.00	(2.00)
LC1	Leatherette Case 2E/4E - BP5	9.20	(2.00)
LC11	Leatherette Case 2E/4E - BP3	9.20	(2.00)
LC14	Leatherette Case 02E/04E - BP3	9.20	(2.00)
SC5	Shoulder Strap	11.50	(2.00)
SM6	600ohm 8P Base Mic	48.00	(2.50)
SM8	1.3uA/600u 8P Base Mic	86.00	(2.50)
SM10	Comp/Graphic Mike	120.00	(3.00)

CW Keyers

VIBROPLEX	Imbic Standard	63.33	(3.00)
	Imbic Deluxe	78.99	(3.00)
	Vibrokeyer Standard	63.98	(3.00)
	Vibrokeyer Deluxe	78.99	(3.00)
	Tire Original Standard	73.54	(3.00)
	The Original Deluxe	82.74	(3.00)

BENCHER

BV2	Squeeze Key, Black base	67.42	(3.00)
BY2	Squeeze Key, Chrome base	76.97	(3.00)

STARMASTER

Dewsbury	Electronic Keyer Unit (No Paddle)	54.70	(3.00)
Dewsbury	Electronic Memory Keyer (No Paddle)	95.00	(3.00)

KENWOOD

TS940S	9 Band TX General Cov RX	1995.00	(—)
AT940	Auto/ATU	244.88	(3.00)
SP400	Ext Speaker	87.55	(3.00)
TS140	HF 9 Band Gen. Cov. TX/RX	862.00	(—)
TS440	9 Band TX General Cov RX	1138.81	(—)
AT440	Auto/ATU	144.82	(3.00)
PS50	Hd/Duty PSU	222.49	(3.00)
AT230	All Band ATU/Power Meter	208.67	(3.00)
SP230	External Speaker Unit	66.49	(3.00)
PS430	Matching Power Supply	173.78	(3.50)
SP430	Matching Speaker	40.81	(3.00)
SM220	Station Monitor	343.62	(3.50)
BS8	Band Scope Unit (B30/940)	77.00	(2.50)
TL922	100100 2kW Linear	1495.00	(3.00)
TH21	2M Mini HH	189.00	(3.00)
TH41	70cm Mini HH	218.00	(3.00)
TH205	2M HH	215.25	(3.00)
TH215	2M HH Keyboard	252.13	(3.00)
TR751	2M 25W MM Mobile	599.00	(—)
TS711	2M 25W Base Stn (New Low Price)	898.00	(—)
TS811	70cm 25W Base Stn (New Low Price)	998.00	(—)
R2000	Gen Coverage HF/RX	599.00	(—)
VC10	118-174MHz Converter (R2000)	161.94	(2.50)
R5000	General Coverage HF/RX	875.00	(—)
VC20	118-174MHz Converter (R5000)	167.21	(2.50)
BT2	Empty Battery Case TH21/41	11.86	(2.00)
DC21	DC Power Supply TH21/41	25.00	(2.00)
EB2	Ext. Battery Case TH21/41	6.77	(2.00)
HMC1	Headset with Vox TH21/41	32.91	(2.00)
PR21	Nicad Pack TH21/41	24.36	(2.00)
BC6	Desk Charger TH21/41	99.00	(2.50)
SCR	Soft Case TH21/41	11.86	(2.00)
SMC300	Speaker/Mic TH21/42/600	28.31	(2.00)
MC50	4P Desk Mic	46.08	(3.00)
MC60A	8P Desk Mic	88.22	(3.00)
MC80	Electric Desk Mic	53.98	(3.00)
MC85	Desk Mic Audio Level Comp	99.00	(3.00)
MC43	8P Fist Mic	22.22	(2.00)
MC35	4P Fist Mic	21.72	(2.00)
MC55	Mobile Mic (6p o. 8p)	52.67	(3.00)
LF30	HF Low Pass Filter	32.26	(2.50)
HS6	Lightweight H/phones	24.36	(2.50)
HS5	Deluxe H/phones	37.54	(2.50)
TW4100	2/70cm FM Dual band model SPECIAL	499.00	(5.00)
RZ1	500-950MHz AM/FM Scanner	465.00	(5.00)
TS790	VHF/UHF Transceiver	1495.00	(—)

SWR/PWR Meters

HANSEN			
W720S	130/440 MHz 20/200W	52.75	(2.50)
FS5E	3.5-150MHz 20/200W	42.75	(2.50)

Miscellaneous

SMCS 2U	2 Way SO238 Switch	18.95	(2.50)
SMCS 2N	2 way n Smts Switch	23.00	(2.50)
Kempro KP21N	2 way Switch 'n' Socket Deluxe	27.00	(2.50)
T20	20W Dummy Load	10.25	(2.00)
T100	100W Dummy Load	45.00	(3.00)
T250	250W Dummy Load	65.00	(3.00)
WAI	Wavemeter 100-450MHz	24.95	(2.00)
PK232	Packet/RTTY Terminal	269.95	(3.00)

Instant credit available
Mail/Telephone order by cheque or
credit card. Cheques cleared before
goods despatched. (E&OE)

OPEN TUES. SAT 9.00-5.30
(CLOSED MONDAYS)

STOCK ITEMS USUALLY
DESPATCHED WITHIN 48 HRS

DELIVERY/INSURANCE PRICES
IN BRACKETS

Wireless in 1928

In Part 1 John D. Heys G3BDQ begins his look at a very important year in radio history

1928 was the year of the first Micky Mouse cartoon film and also, irrelevantly, the year when the author entered his local Infant School and suffered under the basilisk-like gaze of a certain Miss Wildgoose! During that year he became an avid listener to the "Aunts" and "Uncles" on 2ZY (Manchester) but otherwise took no particular interest in wireless matters. Not many radio enthusiasts recognise that 1928 was a most important year in the development and exploitation of broadcasting and amateur wireless. It is hoped that this article will highlight the milestones of those now forgotten times and perhaps generate an interest in an earlier technology. Fortunately the author has been able to collect and assemble a wide range of contemporary documents. QSL cards, radio magazines and other publications which cover the year under review. This has enabled preparation of this short article.

Triodes with Everything

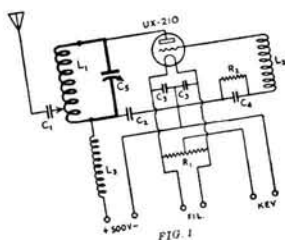
Broadcasting began in Britain in 1922 and much has already been written about those early days. Commercially made receivers were most expensive and thousands of enthusiasts set-to and built their own sets. The home construction hobby boomed and the manufacture of wireless parts became a growth industry. Many small firms mushroomed and then foundered, but the successful enterprises prospered and many survive today. There were many popular magazines which described in great detail the construction of all kinds of simple receivers. *Popular Wireless* came out every Thursday and cost 3d. *Amateur Wireless* also appeared each Thursday at the same price, and of course the still flourishing *Wireless World* (which was first published in April 1913) was even then one of the most authoritative popular journals. *WW* appeared each Wednesday and also cost 3d.—an amount which would then buy five good quality cigarettes and was considered a fair price to expend regularly.

Straight t.r.f. receivers which used from one to four valves with "reaction" on the detector stage and output feeding headphones or balanced armature speakers with horns were the most common designs. In those days r.f. amplifiers were seldom used or described because only triode valves were then available. Even if such valves

were properly neutralised they had very little gain. The early superhets were unpopular for the same reasons and in addition the radiation from their local oscillators could upset the neighbour's reception.

The New Valves

The Editor of the *Wireless Constructor* which was a 6d. monthly, Mr. Percy W. Harris introduced his readers to a new valve in his November 1927 issue. This new valve, called the "screened valve" was a tetrode made by Marconi-phonograph and designated the S265. The firm offered readers circuits which used this revolutionary new valve, and it had connecting pins at both ends and was generally mounted horizontally through a metal screen.



See photograph
Any commercial receiver-type
it may be made by winding
a half-inch tube or
—user type
A Sigh of Relief! No Batteries No Accumulators
The V.V.V. is the exciting part of wireless by building
the Metro-Vick A.N.F. 4 Valve Set. An accumulator
and G.I. filament will drive the superheterodyne
circuit. Lamps can be fed with current from your domestic
supply. Lamps A.C. 250 Volts which are used in this set
without demagnetising transformers, do not draw current
when not in use. They have solved the problem of
Wireless Reception from the Lamp Socket.

Other valve manufacturers jumped quickly on to the "bandwagon" and during 1928 these new screened grid valves became popular as effective r.f. amplifiers with a voltage amplification of 100 or more. Their use led the way to the manufacture of efficient, easy-to-tune superhet receivers in later years. During 1928 another multi-electrode valve appeared, the pentode. In September of that year *Wireless World* had an article titled "A new receiver—the Megavox Three", which had a screened grid r.f. stage, a triode detector and a pentode output stage. Messrs. Osram and Ediswan began the manufacture and sale of screened grid valves with 2 volt filaments; the S215 and the SG215. Osram asked readers of their advertisements to "look out for the Osram pentodes! These wonderful new five electrode power valves will shortly be placed on the market..." At 22/6d. each the valves were not cheap, for this sum represented about half the weekly wage packet of an ordinary working man!

Royalties

A few "giants" in the wireless industry such as the Marconi organisation held five key patents which were an effective stranglehold on the manufacturers of wireless receivers. There was a 12/6d. (almost £20 at today's prices) Royalty per valvholder in each set and this induced the early manufacturers to use as few valves as possible in their receivers. Such an imposition limited the design parameters to simple O-V-1 or O-V-2 circuits and held back superhet development. The introduction of the German Loewe multiple valves which had two or three valves and their RC interconnecting circuits within one valve envelope and only one valve base brought this matter to a head, and following Court action changes were made. In 1928 a decision by the Controller of the Patents Office decreed a reduction in the Wireless Royalties. The new scale introduced a Royalty of 10 per cent on the wholesale selling price of a receiver with a minimum of 5 shillings to be paid for the first valve and 2/6d. for each additional valve. This opened the door for a rapid expansion of the wireless receiver manufacturing industry.

All Mains Sets

There were additional major developments in wireless receiver design

A selection of advertisements from 1928

Practical Wireless, March 1989

BBC Stations in 1928

Location	Call	Frequency	Wavelength	Power
Aberdeen	2BD	600kHz	500m	1.5kW
Belfast	2BE	980kHz	306.1m	1.5kW
Bournemouth	6BM	920kHz	326.1m	1.5kW
Cardiff	5WA	850kHz	353m	1.5kW
Daventry	5XX	187kHz	1604.3m	25kW
Daventry	5GB	610kHz	491.8m	30kW
Glasgow*	5SC	740kHz	405.4m	1.5kW
London	2LO	830kHz	361.4m	3kW
Manchester	2ZY	780kHz	384.6m	1.5kW
Newcastle	5NO	960kHz	312.5m	1.5kW
Dundee	2DE	1.02MHz	294.1m	200W
Edinburgh	2EH	1.04MHz	288.5m	200W
Hull	6KH	1.02MHz	294.1m	200W
Leeds-Bradford	2LS	1.08MHz	277.8m	200W
		1.19MHz	252.1m	200W
Liverpool	6LV	1.01MHz	297m	200W
Nottingham	5NG	1.09MHz	275.2m	200W
Plymouth	5PY	750kHz	400m	200W
Sheffield	6FL	1.1MHz	272.7m	200W
Stoke	6ST	1.02MHz	294.1m	200W
Swansea	5SX	1.02MHz	294.1m	200W
Chelmsford	5SW	12.5MHz	24m	20kW

*Experimental

during 1928. The most significant of these was the introduction of the "all mains" set which did not need expensive dry h.t. batteries and the heavy and messy lead-acid accumulators for filament supplies. Initially many well known manufacturers including Igranic, Ekco, Tannoy and Westinghouse produced a variety of so called "eliminators" which could be connected to the mains supply either d.c. (which was most common at that time) or to the rapidly growing number of a.c. outlets. These "eliminators" replaced the h.t. battery and provided around 120V of fairly smooth d.c. with perhaps a 60V tap. Some of them also enabled the slow trickle charge of the l.t. accumulator. *Wireless World* ran a special issue on August 22 which dealt almost exclusively with the operation of wireless receivers from the electric light supply.

A new series of valves with indirectly heated cathodes and specially designed for mains operation were offered by Metro-Vic under the name "Met-Vick-Cosmos". They cost 22/6d. each which was quite an alarming price then. Marconi were offering a double diode valve rectifier, the U5, which had a directly heated 5V filament and could be safely used with maximum r.m.s. voltages of 400 and provide some 60mA of current. Metal rectifiers made their appearance in 1928 and they were often used in "eliminator" designs. Although marketed successfully by several manufacturers the basic principle by which these solid-state devices operated was not understood. One expert suggested that the action "... might be electrostatic, electrodynamic or thermoelectric or a combination of one or other of these physical conditions ... it is as obscure as the operation of a crystal detector." Smoothing capacitors for mains power supplies were expensive. TCC paper capacitors for 400 volts working cost 10/6d. for a 4µF item and £1 for 8µF. Electrolytic high capacitance types were not available. The development of parts for mains powered equipment opened yet another door for the manufacturers of receivers for a later mass market.

Speakers and Motorboating

Another "breakthrough" in technology was the development and marketing of the moving coil loudspeaker. During 1928 this new type of speaker came into its own and became almost a "fad". The superior bass response when compared with the ubiquitous horns ensured the success of moving coil units. They too were not cheap! A Marconiphone moving coil unit, complete and only needing a baffle cost £6.6.0d. If it was mounted in a mahogany cabinet and equipped with a rectifier valve to enable its use with a.c. mains it would have cost you a staggering £17.7.0d. The electromagnets em-

ployed in these early speakers were often powered from 6V accumulators, and kits of parts to build your own speaker were available. These even included suitable "cone paper"!

The old battery operated receivers had little or no decoupling circuitry and when they were connected to a mains "eliminator" (most of which had a high source impedance), they suffered from a nasty complaint which was called "motorboating". *Amateur Wireless* in its August 18 issue published a design for an "anti-motorboating" unit which could be attached to almost any "straight" receiver.

The Broadcast Stations

On 31 March 1928 there were more than 2 470 000 receiving licences in force in the UK and just three months later the total had grown by more than half a million. Listeners near London could easily receive the most powerful of the regional transmitters, 2LO on 830kHz with a power of 3kW. Many of the smaller regional stations on the medium wave band were only using 200W, and Daventry 5XX on 187kHz long wave relayed 2LO with its 25kW. 1928 saw the opening of the BBC's short wave broadcasting for overseas listeners in the "outposts of the Empire". The station call sign was 5SW and its 20kW emanated from a site near Chelmsford on a wavelength of 24 metres (12.5MHz). By mid-1928 there were 72 short wave stations operating below 100 metres wavelength and they were located all over the world. Of these stations, 58 were in Europe or the USA, five were in Australia, four were in Africa, two were in Japan and surprisingly three were located in Java.

The real pioneer of British short wave broadcasting was Mr. Gerald Marcuse G2NM, who with GPO per-

mission ran a power of 1.5kW on a wavelength of 32 metres from his home in Caterham. He was heard consistently in distant places much better than the higher powered BBC transmissions on a lower wavelength. G2NM continued with his almost daily broadcasts until the end of August 1928 but history and the BBC neglect mention of him. Even during the recent BBC celebrations of their 60 years of broadcasting, the efforts of Marcuse in showing that long distance broadcasting was practical were simply forgotten. (But see "The Start of Empire Broadcasting", *PW* July 1978).

On the medium and long wave bands there were 57 major broadcast stations in Europe outside the UK by the start of 1928. Many of these could be received after dark in this country and the inherent poor selectivity of the straight receivers that were almost universally in use meant heavy interference to the BBC broadcasts. Ingenious wavetrap circuits were devised and described which sought to overcome the worst of the heterodyne interference, and receiver builders were always seeking coils with a higher *Q*.

Components

A look at the advertisements for wireless components during 1928 reveals the intense rivalry between the manufacturers. Each one was eager to be one step ahead with the latest idea or what we would now call "gimmick", but many of the seeming bright ideas dimmed after a few months and the new product was then no longer advertised. A lot of the simple receiver designs using two or three valves had one or even two intervalve a.f. coupling transformers to give more gain than RC coupling could offer. Messrs. Mullard advertised their new "Perma-core" intervalve transformers which

for 25 shillings promised there would be no resonant peak in response between 8 and 10kHz. This development was made possible (so they stated) by the use of a primary winding of silver wire and a secondary of nickel. Anyone with "Permacores" in their junkbox is advised that he or she is unwittingly hoarding treasure! The rival firm of Ferranti had an a.f. transformer called the AF3 which sold at the same price and which had a claimed response curve which was flat between 100Hz and almost 4kHz. If this component had a peak above 8kHz Ferranti certainly kept very quiet about it for the response curve illustrated did not extend beyond that frequency! The AF3 however acquired a good reputation and these transformers were still being sold several years later, but the Mullard devices never achieved lasting success despite their expensive windings. A fact to remember when examining old advertisements is that in 1928 the present legislation covering advertising standards did not exist and any prospective purchase of wireless equipment or components had to avoid an acceptance of exaggerated or "hyped" advertising copy.

Television

The now defunct Baird Television Development Company ran a full page advertisement in the August 15 issue of *Wireless World* and other magazines to announce their intention to commence TV broadcasting. Demonstrations of their new combined broadcast receiver and Televisor sets were to be given at the forthcoming 1928 Radio Exhibition at Olympia. Baird pioneered a mechanical television system which certainly worked but it was incapable of giving a fine resolution or pictures much larger than a postage stamp! This announcement by the Baird Company

See all that is Modern in Radio at OLYMPIA
An Important Announcement by the Baird Television Development Co. Ltd.

Practical TELEVISION IS HERE!

In view of the many contradictory statements which have recently appeared in the Press, we have pleasure in announcing to all who are interested in Wireless Reception that our new Transmission Station at 13, Long Acre, is now complete.

Without a very short time we propose to commence broadcasting our own programmes, for those of the Public who own the new Baird combined Wireless Receivers and Televisor Sets.

Where to see it.
RADIO EXHIBITION, OLYMPIA
September 22-29 on STANDS 13 and 14

BAIRD TELEVISION DEVELOPMENT CO. LTD.
13, LONG ACRE, LONDON, W.C.2

caused some consternation for it seemed to encroach on the BBC monopoly on broadcasting that had been granted by the Post Office.

Towards the end of 1927 the BBC brought out their *1928 Handbook*. This was the first Handbook produced by the BBC and it contained a wealth of information on broadcasting and the social climate at the time. Later the Handbook was re-named and it became the *BBC Yearbook* in 1930. In

the 1928 edition a foreword by the Earl of Clarendon who was Chairman of the Board of Governors began, "The issue of this handbook is a reminder that Broadcasting is an established and accepted institution . . .". The early experimental days were obviously over and 1928 heralded a new phase in broadcasting.

The Handbook's introduction was penned by no lesser a person than Sir John Reith the BBC's Director-General. This introduction is really an essay which expounds that great man's whole outlook and philosophy regarding broadcasting; a point of view which would be quite unacceptable in 1988.

The Handbook is divided into main sections within its 382 pages and covered Programmes, Engineering, Round the World, The Wireless Trades, etc. There is even a chapter several pages long entitled "The Installation of an Aerial System" which mentions the now largely forgotten fact that under the terms of the broadcast receiving licence then in force the combined height and length of an aerial was limited to 30m! These old BBC Handbooks may often be found gathering dust in second-hand book shops, and for those who are interested in the early days of wireless they are well worth tracking down. The dust jacket on the 1928 Handbook is a striking Art Deco design by the celebrated American artist E. McKnight Kauffer and is in itself a collector's item.

So far I have only touched upon some of the important developments here in Britain which took place in 1928. Part 2 of this article will be devoted exclusively to the amateur radio scene in that year. For amateur radio too 1928 was an important point in time, separating the early more primitive wireless techniques from the later "modern" age which led up to the second World War.

SHORT WAVE MAGAZINE

FEB '89 ISSUE

* GRUNDIG SATELLIT *

INTERNATIONAL 400 REVIEWED

* ANTENNAS PART 2 *

* DX LETTER FROM AMERICA *

Plus lots, lots more...

AT YOUR NEWSAGENT NOW!



TONNA F9FT THE VHF/UHF ANTENNA SPECIALIST

50MHz		435MHz	
20505 5 element	£41.69(a)	20909N 9 element	£28.62(a)
		20919N 19 element	£34.35(a)
144MHz		20438 19 element crossed	£39.66(a)
20804N 4 element	£27.60(a)	20921N 21 element 432MHz	£44.57(a)
20808N 4 element crossed	£34.96(a)	20922N 21 element ATV	£44.57(a)
20809N 9 element fixed	£30.87(a)		
20809N 9 element portable	£33.12(a)	1296MHz	
20818N 9 element crossed	£57.86(a)	20623 23 element	£30.36(b)
20813N 13 element portable	£46.00(a)	20696 4 x 23 element - power splitter - stacking frame	£160.00(a)
20817N 17 element	£61.54(a)	20655 55 element	£46.20(a)
144/435MHz		20666 4 x 55 element - power splitter - stacking frame	£230.00(a)
20899N 9 & 19 element Oscar	£57.86(a)		

All prices include VAT. Please add carriage (a) £5.00. (b) £2.20.
ACCESS or VISA cardholders telephone your order - immediate despatch.
Callers welcome but by telephone appointment only please.
SEND 50p FOR OUR CATALOGUE WHICH CONTAINS FULL SPECIFICATION OF ALL OUR ANTENNAS, POWER SPLITTERS, STACKING FRAMES, COAXIAL CABLES ETC.

SOLE UK DISTRIBUTOR
RANDAM ELECTRONICS (P)

12 Conduit Road, Abingdon,
Oxon. OX14 1DB.
Tel: (0235) 23080 (24 hours)

Acoustically Tuned CW Loudspeaker

Here's a natty idea from Richard Q Marris G2BZQ for all you Morse fanatics—an acoustically tuned c.w. filter. This simple low-cost audio device will clean up the Morse from the crudest receiver, it won't make up for the lack of good i.f. filtering, but then few audio filters will. Build it and see what you think.

Manufacturers of communications receivers go to a lot of trouble to produce sets that will recover good quality audio from both s.s.b. and c.w. signals. This normally means including several i.f. filters to give the necessary selectivity for each mode. However, sometimes to keep the price of the receiver within market parameters, corners are cut and it's normally the c.w. mode that suffers. This is where a little outboard audio filtering comes in handy.

To make a c.w. signal audible on an a.m. detector, a b.f.o. is needed. This is set to a slightly different frequency to that of the receiver's i.f. The difference between the i.f. and the b.f.o. frequency, is the note of the recovered audio signal. The difference, on a more complex receiver, is often preset to between 400Hz and 1000Hz. However, a receiver with a tunable b.f.o. allows the listener to select his favourite note, the author's preference is around 850Hz. Unfortunately, what with the overcrowding on the h.f. bands and all the man-made static, the 850Hz c.w. signal isn't all that one hears.

The compromise mentioned earlier regarding the i.f. filter, is also to an extent true of the receiver's audio transducer, loudspeaker or phones. These are often high quality devices capable of reproducing a far too wide a band of audio frequencies. This is where the author started to think about producing a transducer that had tailored response for c.w. signals.

Experiments followed to re-tune the response of a loudspeaker, which by design, already had a limited bandwidth. The loudspeaker used is an 8Ω, 50mm (2in) dia Mylar cone device, which has a 500mW rating and a frequency response of 400Hz–5.5kHz. Hardly hi-fi! Mylar loudspeakers have ferrite magnets and are generally used for sirens and alarms, hence the limited frequency response. This speaker combined with the tubular enclosure shown in Fig. 1 forms the basis of an acoustically tailored c.w. speaker. The enclosure is a 56mm outside dia. tube, 227mm long, the speaker is sealed into one end and the sound exits through a small hole in a cap at the other. The prototype speaker made roughly to the dimensions given, showed a marked peak in its response at 850Hz.

Practical Wireless, March 1989

Construction

The enclosure is made from a 227mm section of cardboard plan tube. These are generally available from most large stationers and come complete with tightly fitting plastics end caps. The tubes are made in a variety of lengths right up to 1m, however, the internal diameter is important and must be just slightly larger than the diameter of the speaker.

Having selected a suitable diameter tube, remove one end-cap and roughen its inner face. Using silicone rubber compound, glue the speaker magnet to the cap. Wait the recommended setting period of the glue, then take the speaker assembly and carefully make a small hole in the cap just behind the speaker terminals. Thread a length of miniature screened cable through the hole and connect it to the loudspeaker. Make the cable entry airtight with a small amount of the silicone compound. Finally, wire a suitable audio jackplug to the speaker lead and fit the cap plus loudspeaker into the tube.

Adjustment

The diameter of the small hole in the other end cap determines the applied top-cut frequency; the smaller the hole, the greater the top-cut. The hole diameter needs to be between 1.5mm and 6mm, beyond this size the background noise rises rapidly. On the prototype the final hole size chosen was 4.5mm diameter. The bass-cut frequency can be adjusted by decreasing or increasing the length of the tube. It should be noted that adjusting either the bass-cut or top-cut will have an interactive effect.

In practice the best method to determine the hole size required, is to drill a

number of different diameter holes into a piece of thin plastics sheet and then hold each one in turn over the mouth of the tube. The resonant frequency of the tube may then be found by sweeping the receiver b.f.o. across a reasonably strong c.w. signal and noting when the desired note is considerably enhanced. The correct hole size can then be made in the centre of plastics end cap. The plastics sheet used for the experiment was cut from the side of a 1.5 litre milk container, as this material is very similar to that of the end cap.

Results

The end result is a low-cost, narrow band c.w. speaker, the construction of which although simple should be done with great care. The resonance of the speaker is quite sharp as when tried on a normal a.m. broadcast signal, all that will be heard is a rather strange "Donald Duck" sound.

During the experiments a formed steel tube was tried which gave a pleasantly crisp, slightly ringing note. Unfortunately a secondary low-level resonance occurred producing a background hissing noise, or sea-shell effect. In this experiment the hissing noise defied all attempts to remove it acoustically without losing the crispness of the c.w. note as well.

The audio from the loudspeaker has a rather unfortunate penetrating effect not appreciated by other householders, particularly during early morning and late evening DX sessions.

This speaker is a low-level device and is somewhat directional. It should be placed as close to the ear as is practical. Finally the speaker could be mounted to a wooden plinth using either large Terry or plastics plumbing clips.

PW

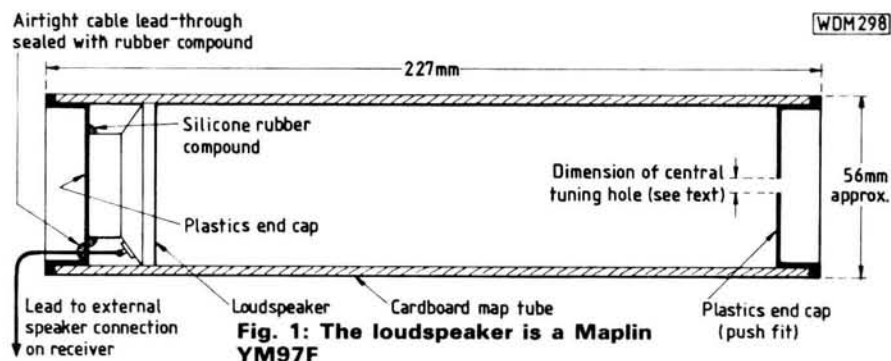


Fig. 1: The loudspeaker is a Maplin YM97F

COMMUNICATION CENTRE OF THE NORTH

The largest range of communications equipment available in the North. Full range of receivers, transceivers, antennas, power supplies, meters. Ali tubing - wall brackets - rotators - insulators.

FULL KENWOOD RANGE IN STOCK.

BUTTERNUT		WELZ	
HF2V 40-80m vertical	£142.00	DCP5 5 band vertical with radial kit	£195.00
20 MRK 20m add on kit	£33.49	DCP4 40-20-15-10 vertical with radial kit	£147.00
HF6VX 6 band vertical	£159.00		
TBR160S 160m Add on kit	£53.99		
HF4B Triband Mini Beam	£235.00		
CUSHCRAFT		JAYBEAM	
A3 3 element Tribander	£262.00	VR3 3 band vertical	£81.65
A4 4 element Tribander	£350.00	TB1 Rotary Dipole	£117.30
10-3CD 3 element 10m	£115.00	TB2 2 element Tribander	£234.60
15-3CD 3 element 15m	£139.75	TB3 3 element Tribander	£348.45
20-3C2 3 element 20m	£238.00		
AP8 8 band 25ft vertical	£164.00	SWR/POWER METERS	
AV5 5 band 25ft vertical	£123.00	MFJ 815 HF 2kw SWR/PWR	£57.32
18 element 2m Boomer	£106.00	SWRT Twin Meter 1.8-50MHz	£25.00
15 element 2m Boomer	£85.00	DIAWA CN410M 35-150MHz	£61.72
		DIAWA CN450M 140-450MHz	£65.40
ANTENNA TUNERS		NS660P 1.8-150MHz + PEP	£115.00
Kenwood AT230	£208.00	Welz SP220	£67.95
CAPCO SPC 300D	£225.00	Welz SP420	£59.95
CAPCO SPC 3000D	£325.00		
MFJ 962B 1.5k Tuner	£241.00	DUMMY LOADS	
MFJ 949C 300W Versatuner	£157.00	DL60 60 watt	£10.96
MFJ 941D watt Basic	£105.00	DL600 600 watt	£62.75
MFJ 1601 Random Wire Tuner	£42.02	CTS30 500 watt	£59.00
Kenwood AT250 Automatic	£366.00	MFJ2600 300 watt	£28.35


GSRV full size £16.50, half size £14.50 Full range of Antenna - Accessories plus full range of VHF - UHF - HF mobile Antennas. Alpha HF Linears now available.

Full range of RSGB and ARRL publications in stock. Part Exchanges welcome. Second hand lists daily. Send S.A.E. for details of any equipment. HP terms. Access/Barclaycard facilities. Open 6 days a week. 24 Hour Mail Order Service. Goods normally despatched by return of post.

FULL TEN TECH RANGE NOW AVAILABLE
"Paragon", "Corsair", "Argosy", "Century" plus all accessories

Phone 0942-676790.

STEPHENS JAMES LTD.
47 WARRINGTON ROAD,
LEIGH, LANCS. WN7 3EA.



Component Centre

LISTEN INTO THE WORLD

WIN 108 Scanning Airband Receiver	£175.00
SAB 9 POCKET AIR BAND - MW LW FM	£21.50
MBR7 - 9 BAND INC SW Air Marine Mains/Batt.	£59.95
R537S TUNABLE AIR BAND - 118-136MHz + 2 CRYSTAL CONTROLLED CHAN.	£73.00
BLACK JAGUAR MKIII Hand Held Scanner with Air Band	£225.00
AUDIO TECH AT 9560 Electric Cond Lapel Radio	
Microphone 100HT Range 88, 108M Tunable	£52.80
PORTASOL GAS SOLDERING IRON 25-60watt Variable	£19.95
ANTEX SOLDERING IRON Type CS 18 watt	£5.95
ANTEX SOLDERING IRON Type CX 25 watt	£5.95
SOLDERING IRON STAND ST4	£2.95
N TYPE CONNECTOR For RG58U	£2.95
N TYPE CONNECTOR For URM203	£2.95
N TYPE CONNECTOR FOR RG8/RG213	£2.95
RG58 Cable	25p per Mtr
RG213/UR67 Cable	75p per Mtr
BFO Built & Tested	£19.95

Sony Radios

ICF 5100	£69.95
ICF 7601L	£89.95
ICF 7600DA	£129.95
ICF 7600DS	£159.95
ICF SW1S	£249.00
ICF SW1E	£149.95
AIR 7	£229.95
ICF 2001D	£299.95
PRO 80	£299.95
Radio Antenna AN3	£44.95
Radio Antenna AN1	£49.95

ALL SETS GUARANTEED. PRICES INCL VAT & P/P EXCEPT PLEASE ADD £2.00 P/P ON RADIOS
CALLERS WELCOME MONDAY, TUESDAY, THURSDAY, FRIDAY, SATURDAY, 9.30-5.30

COMPONENT CENTRE
7 LANGLEY ROAD, WATFORD,
HERTS WD1 3PS
Tel: WATFORD (0923) 245335

Books for radio amateurs

FDK

ELLIOTT ELECTRONICS

for the Radio Enthusiast

INSTANT HP AVAILABLE

OSY OLD MAN TO

AERIAL ACCESSORIES AND MASTS

JAYBEAM AMATEUR ANTENNAS

APPOINTED DISTRIBUTOR

THE 'HAM SHACK'

RIGS, ANTENNAS, SWR BRIDGES, POWER SUPPLIES, TEST GEAR, COMPONENTS, MORSE KEYS, COAXIAL CABLES, ROTATORS, MICS, PLUGS AND SOCKETS, SWITCHES

Call us on (0533) 553293
OR COME AND LOOK AROUND AT
26/28 Braunstone Gate, Leicester

SURPLUS BARGAINS

Dummy, 50ohm, 30W (cooled) up to 1400MHz 4.80 ea. 10A 250Vac mains filter (RFI suppression) Siemens 12.50 ea. Hp5082-2830 matched diode for bal mixer - 2GHz 2.50 ea. 6A 250Vac mains interference filter, Siemens 6.50 ea. muRata ceramic filter SFW-10, 7MA 1.40 for pak of 3. IC 1496 (met) bal Mod/Demod 1.30 for pak of 2. ASTEC FM Varactor Tunerhead UM1181 4.90 ea. 1mA instrument scale 88-104MHz 4.70 ea. BNC chassis sockets 1.60 for pak of 3. LED 5mm transp red 1.20 for pak of 25. Toshiba LCD-module 40 char 8.50 ea. Presetter 3 + 1 channel 1.95 ea. IC AM7910 11.00 ea.

Many more things not listed, don't miss our free list offering toroids, OPTO, integrated circuits, rectifiers, semiconductors, BNC/C/SMB connectors, rechargeable battery, beads

All prices including VAT. Add 1.00 for P&P. Min order 5.00. No callers please.

THERE MUST BE SOMETHING FOR YOU IN OUR BARGAIN CATALOGUE:

B.D.L. 88 Bewick Road, Gateshead, Tyne and Wear NE8 1RS
Phone 091-4901975 (afternoons only)

SEND FULL ADDRESS & 10p STAMP FOR OUR ILLUSTRATED FREE LIST

ARROW ELECTRONICS LTD

HEAD OFFICE 5 The Street, Hatfield Peverel

(Nr Chelmsford) Essex

Tel: 0245 381626

0245 381673

0836 739577

FAX: Call

Hours: 9-5 Mon-Sat. Closed Thursday

GLASGOW OFFICE

Unit 17, Six Harmony Row, Govan,
Glasgow G15 3AD
Tel: 041 445 3060
8.30-5.30 Mon-Fri. Late night Thurs
8pm

THE BEST DEAL IN AMATEUR RADIO

ALL MAJOR BRANDS AT DISCOUNT PRICES
AVAILABLE NATIONWIDE - CALL ANY NUMBER FOR FAST EFFICIENT SERVICE
(Arrow are AUTHORISED dealers for Kenwood, Icom, Yaesu and all we sell)

NORTH WALES

John Lewis
Tel: Anglesey 0248
714657

WIGAN

Jim Cook
Tel: 0942 214969

LEICESTER

Dave Foster
Tel: 0533 608189
latest 9pm
Call by appointment



TEN-TEC
Products now available
from stock - SAE for
brochure

ACCESS - VISA CREDIT SALES (HP) - PROMPT MAIL ORDER

NEW! 'COMPUTARIG' SERVICE

Arrow will sell your unwanted equipment for only 10% commission, via our nationwide network of agents. Please phone for access to our computer listings or send SAE.



On The Air

On The HF Bands

Reports to Paul Essery GW3KFE
287 Healy-Coleg, Vaynor, Newtown, Powys SY16 1AR.

No doubt about it as I write, we are in the dead of winter . . . but tomorrow the days will start to lengthen. Again, no doubt about it, the shorter days have reduced the liveliness of the bands but having said that, I wonder just how much of this is due to conditions and how much to reduced activity? This doubt is sparked off by observation daily of a particular band/path, for example 14MHz and ZL. To hear them talking of temperatures of 24 degrees Celsius on Christmas Eve made me quite envious, until Christmas Day turned out to be as warm or warmer than we have ever known. However, the pre-Christmas gales have kept me on my toes, checking the guys of the mast every few hours!

Of course, as always, the hooking of a bit of rare DX tends to put a rosy glow on one's view of conditions, as also does the act of bumping into an old friend on the band.

Pest

First, I must mention that Martin OY7ML has a pirate; a pirate at that who is definitely a G, who uses a bug where Martin has an electronic keyer; and notably a pirate whose manners are, shall we say, not of the best. As a result, Martin has received abusive letters resulting from the activities of this oaf. Information, please, urgently to G4DYO, by telephone, particularly if you can get a bearing.

Silent Key

In mid-November, Stanley Thomas GW3AX at the age of eighty became a silent key. He had been a low-band addict for as long as I can recall; giving, for instance, my first faltering steps on 7MHz s.s.b. DX quite a lift, as indeed he did on 3.5MHz. Stan was a man who knew how to brew up a big signal and how to use it. Many a newcomer has cause to remember the help GW3AX gave. He will be missed by many.

Activities

The recent Rotuma DX-pedition is stated to have made some 30k contacts; and at the time of writing there are "buzzes" that indicate that the DXAC have recommended that Rotuma go on the countries list, which should result in ratification by the awards committee later on.

Still on history, the HA DXpedition to 3W8 returned home after the CQWW CW leg. They should be congratulated on what was undoubtedly one of the best expeditions I can recall.

The Mellish/Willis Is expedition should set off in the next day or so from the time of writing, from Cairns; arrival at Mellish was slated for around January 7, and then continuing to Willis. The QSLs are being handled for this one by NM2L.

A7SR has been reported several times, giving QSL route as Box 6372 Doha, Qatar. Alas, the call isn't in the series of amateur issues, and Saad can only work 10 metres or 11 . . . Slim does get around a bit!

Practical Wireless, March 1989

Reports

As always at this time of year a mite thin on the ground—it would be absolutely magic to get lots of letters EVERY month!

The 1.8MHz Band

Not many reports for Top Band this time. Ron Pearce (Bungay) and his homebrew receiver picked up W1WCR on s.s.b.

G2HKU (Sheppey) used his s.s.b. for the regular contact with ON7BW, while the c.w. locked on to LX/DF3CB.

Our other reporter on this band is G3BDQ (Guestling). On Top Band c.w., John managed to raise UA1OHL, RA3DOX, UP8A, UA9FAR, UA9XJV, UZ0AB (Krasnoyarsk), HG0D, YO3APJ, W4MGN and 4X1VE.

The 3.5MHz Band

The only correspondent who spent much time on 3.5MHz (80m) was GOHGA (Stevenage); with the lower power, Angie managed LA6BD, DJ7YS, G3SVK, LA2YE, DL6ZBA, LA4XFA, HB0HTB, LA2J, DL0DAM, DL1LBI, LA8DW, Y23PL, SP6GNK and DL2DI; while a spell on higher power collected LA9HFA, DL9RDL, DK6HN, DK0HSC, DL6ZBA, DF2YK, ON4CW, Y47YN, OK2UZ who was running one watt, DL2NY, Y22UI, DL0ER/DL1EED, NP4A, UV6AIT and SM6OEF.

G3BDQ made just two s.s.b. contacts on the band; these were with PT7WX and JA6XMN.

The 7MHz Band

This is one band you either love or hate! Those who love it seem to pile up great numbers of countries quietly, while those who don't never go near the band. No doubt about it, if you want to work the DX you need to have a strong constitution on the one hand and a receiver of good dynamic range on the other.

PA3CWN (Leeuwarden) stuck to 7MHz (40m), running fifty watts into a vertical on top of a three storey flat in the middle of the city. Oene was unlucky in not being able to hoof the Vietnam expedition, but continues to hope for the next one. On the other hand, over the past couple of months some 15 new countries were raised on the band to take him up to 156 worked. The main mode was c.w. and it raised JA9YBA, JA1CXC, JA3SNK, JA4CSH, JA4FCS, JH1XYR, JA4GQK, JA5RH, VK2FEX, VK2KM, VK3EGN, VK3MR, J3/K8CV, 9M2AX (QSL via JA5DQH), VQ9QM (QSL via W4QM), TF3WW (via OH4NRC), ZS6QU, K3IPK/VP5, EA9EA, EA9EO, TK5IU, TA2/G3UIN, GD4UOL/A, PY0FC (via PY7XC), ZB2/G4VXE, ZB2/GW3NYY, P40R, 6V6A, EL7U, D44BC, FM5BH, SU1ER, F2JDX/J7 (QSL via F6AJA), 8P9HT (via K4BAI), KP2A, P40V, PJ1B, HD8EX, PZ1DV, PP6SS, YV4DD, HZ1AB (via K8PYD), HL1EJ, VEs, and Ws; on s.s.b. there were just JA1VKV, 3A0M, OX3SG (via LA5NM), TF3SV, G4LJF/V2A, YI2LVB and 9K2RA.

Finally, an appeal for help. PA3CWN needs the QSL information for the following stations: HD8EX, EL7U, D44BC, 3A0M, P40R, 6V6A, SU1ER, KP2A and FM5BH. Anyone with the needful, please drop me a line here and I will pass on to PA3CWN. However, I have to comment that that 6V6A sounds suspiciously to me like another manifestation of Slim, at least until someone comes up with a sound reason why it shouldn't have 6.3 volts up its heater!

P. Davies G1EMD (Market Drayton) is also a keen s.w.l. and among his other loggings noted G4LJF/V2A on 7MHz s.s.b.

It was c.w. all the way for G2HKU (Sheppey) who raised TA1AZ, KORF/KP2, 7X3DA, P40R, P40V, KP2A, YO4BX/MM and HK7DSZ.

Over now to G3BDQ. John found PY0FZ on Fernando de Noronha for the Plum of the Month using s.s.b., which mode also sorted out CN8ST, CU2AN, PT7WU, UF7FWR, UA0FEK/U3W, YC0DB, YB0BAQ, JA3RRA and 4X6LD, while the c.w. was carefully reserved for the USA plus OH7JT/CT9, RU1DZ, UH8DC, UZ0AWD, RL1P, VU2TEC, EA9EA and P40R.

The 14MHz Band

While the spotlight has been on 28MHz of late months, at least in terms of reports, there can be no doubt that 14MHz is probably the place where the majority of DX is worked.

G2HKU has his regular early morning sessions, on s.s.b., with ZL3FV as he has done for the past two decades or more.

GOJFM (Brixham) offers VE1NQ at full power, then SM0FQW with five watts and a G5RV, plus VE8RCS at the beginning of December, again on full power judging by the reports exchanged.

Damnation by faint praise about sums up G3NOF's (Yeovil) feelings; he made a QSO with FO5LZ in the Marquesas (and doubtless wished he had their climate!) plus G4LJF/V2A—possibly the shortest list Don has ever entered.

That two-transistor receiver of Ron Pearce's found VP5GT, KC3RV, VE3LE, WB9BCL and K4LR.

As far as my rig was concerned, it hardly had an airing all month, thanks in the main to the problems of a sick dog; but I did manage on occasion to raise ZL, and one Sunday afternoon heard and raised GB75DH in short-skip conditions; this station was laying down a very strong signal all over the Midlands and the Wirral from Dunnet Head—so it was of interest to overfly Dunnet Head by TV on Boxing Day and catch a glimpse of the site.

The 21MHz Band

The preferred mode for G2HKU was c.w.: K8CW, K1AR, N3RS, FY5FE, K1ZX, 9Y4VU, plus two-way QRP at five watts with WA2HZR.

Ron Pearce found VK4NPM, K2JFK, KOYVW and W1NED.

Turning to G3NOF's analysis, he found

the morning long path opening quite good between 0803-0930, followed by the short path up until 1300Z. Africans were poor, though a few were heard weakly around 1800. It added up to s.s.b. contacts with AX8AZ, BY4AJT, BY5RT, JA2AEY, JH0FBH/1, KD7MX (Oregon), TA4A, VK2KLU, VP5SL, VP2M/WQ5W, VS6TK/DU1, WB6BPA, WB6YUM, WE0D (South Dakota), ZD8JP, ZF2AG/ZF2 and 4U1VIC. G0JFM offers OY9R and VE3KWT.

QRP it was for GOHGA, who used her c.w. on YU4EGR, as indeed on all her other reported QSOs.

Before taking his dipole down, **GM4SVM** (Stirling) found PY7FNE, a QRP station with five watts to a dipole, UA0CMI, JA5CV, JA3GCM, UL8CWA, CUG3D and ZS6BUD.

G4ITL (Harlow) mentions that his 12AVQ is shortly to go back up and he is even speculating whether he could get verticals fed in phase into his garden.

Finally, G1EMD listened in to ZF2AG/ZF8, VK8AV, DX1DBT and YS1ECB for his pick of the crop.

WARC Bands

Again not much activity reported in these areas. Angie G0HGA gave a new country on the band to EA7FZY for her only QSO on these bands. Alas the rig now in use only covers five bands.

Still with 24MHz, GM4SVM hung up a Zepp for this band and his first call resulted in a young pile-up; KD6EU, K6VV, K4II, N4EJK, W1BFT, NM1C and N9FC all calling together. Interesting ones otherwise were VK5BJW and 8P9HT. Also noted, several DX stations using the band on s.s.b. to pass log details and so on to their QSL Managers.

The 28MHz Band

Ron Pearce listened to s.s.b. signals from K5RE, TA5C, WD8WED, W1CUX, WA4WWD, K1MBX, KP2A and VE2BYR.

I'm a bit puzzled as to what to list, confesses **G0KDY** (Thirsk). Most people just list what they regard as DX, and everyone's idea of DX is different. Guess it all depends on the degree to which the thrill of ANY contact relates to the thrill of the very first one! Mike used f.m. to raise OX3CS, c.w. for PJ1B, VU2IT, 5H1HK, HZ1HZ, OH4NS/TF, ZZ0F and s.s.b. to

hook AP2UR, TU4BR/5U7, HC10T, HI3ADI, TU2OQ, YX5A and YV5CAX.

Next G3BDQ; WP2BAM, KP2AH, K3IPK/VP5, HL9TF, EL2DK, V21AZL (Antigua), 5B4ES and 8P6OV, all on sideband went into John's log.

A ZL/G calling frequency of 28.7MHz will be implemented when necessary, writes ZL1CCS. The idea is that when conditions are borderline, or when the ZLs have to batter their way through a wall of Ws to make a QSO, at least people will know where to look. The kick-off date will be, all being well, March 1, giving time for the word to get round; already the VKs are aware, and we gather the idea has worked well in the Pacific area in the past. John's own report for the period includes such as TR8SA, GI3YDH, EI6EW, BV2A, BV1QH, TL8KH, FR5DN, 5H3RB, 9Y4DR, ZS4TX, ZS6ABM and ZS6BJH both long-path, PY5EG/PYOF, 8Q7DL, AP2P, 3W8DX, T77C, VS6BL, FH8CB, FP5HL, T28RK, OH0NJ, JY5HH, GJ0KKB, 9J2BO on long-path, HK0HEU, G4LJF/V2A, XE0DX and GU0ELF.

ZB2/GW3NYY on c.w. was the only QSO mentioned by G2HKU on this band.

G3NOF's linear gave up the ghost and at the time of writing, parts were still awaited from USA. However, Don is back on the band; he finds it, naturally enough, not so good as in previous months, although the morning long path opening around 0830Z to VK/ZL/JA was noted, Africans around 0900, VK by short path 1100-1200. The USA stations were noted between noon and 1900, although on some evenings they were about until 2100. G3NOF notes that allowing the Yanks into the 28.3-28.5MHz has meant that where there used to be DX s.s.b. QSOs they are now totally buried under a wall-to-wall carpet of Ws. Be that as it may, Don managed s.s.b. contacts with CM6CG, CO3JA, FJ/K2IBW, HH7PV, JA6WFM/HR2, JX1UG, N6ND, N6SFV, NP4CC, NQ6X/SV5, NT7C (Nevada), NZ7E (Nevada), P40ZZ, UA0ABK, VE4ACN, VO2AP, VP2M/WB3FSB, W5RRR (Houston Space Center), W0ACD (S. Dakota), W0YK (Colorado), WA9YHW/HR6 (Roatan Is), ZD8JR, ZS6HO, 3W8DX, 5V7WD and 9Q5NW.

Now we turn to **G0JBA** (Sittingbourne),

who bewails the fact that he seems to be out of luck on this band; first there was a ZL on a quiet band, but just as soon as Phil called him, so did the rest of the world and their wives, something which also happened with 3W8DX. However, c.w. did get out to CN2AQ, G4LJF/V2A, IT9FQF, KA1DMO, KA2YZW, K5WFL, KI6GV, LZ1KXA, N0BZM, N3AD, N4IIC, NP2CM, OX3SG (QSL via LA5NM), P40V (Aruba), RW3AH, SZ2COT for an SV "special", TA3C, VE3HFG, VP2ET (Anguilla), W3LPL, WQ4J, WA6PBJ, W7MVF, WA8HSV, and 8P9XJ; while on f.m., Phil made it to KC3VO, LZ1UH, N3BRY, OH8MBN and PT7AQ.

Now G0JFM, who managed VE1BQU (c.w.), VE1XG, TV6GIR (Patiros Is), NB1V, JY7HH, XE1IQZ, KU1G, W200AA and VK4BFO.

Angela (G0HGA) is now using a Century 21. Her ten watts input or less on 28MHz noted W6OV, WL7AEC, K6OU, K3EI, W2LZX, K2AGJ, KJ0B, W9SFU, WA2SON, W4BC, W2SDJ/4, K8JL, 4N3D, UB5BZ, KQ3V, KV1E, OH2BDA, YU7IBF, SM2BJE, OH6PJ, DK3KD/CT3, RA3QL, LZ2MC, 18FXT, RA4AR and UB5RG.

Polar!

The Polar Unsupported Expedition for 1989; Laurence GM4DMA and Morag GM1ILL are off to Canada again to Ward Hunt Island at the beginning of March. They have jacked up the power to 120 watts on 6m, and will have two skywires; rhombics for the link back to UK, and dipoles laid on the ice for the high-angle signal required to work the field party. The latter will have PRC319 military manpack sets having up to 50 watts p.e.p. in the 2-40MHz range. For last year's efforts, GM4DMA says he would like to publicly thank the chaps at 81 Signals Unit, RAF Bampton for all their help in maintaining links under poor conditions, and also the British Telecom group at Portishead Radio. For the record, their frequencies will be around 14.345, 28.885, 50.110, 144.123, with satellite and all other bands available to them. Calls will be GM1ILL/VE8 (Morag) and GM4DMA/VE8 (Laurence).

**The next three deadlines are
Feb 27, Mar 29 and Apr 26**

VHF Up

With an earlier than usual deadline for December reports, it was almost inevitable that the more interesting events would occur later in the month. This is just what happened with at least half a dozen 50MHz openings occurring to the Caribbean, North and Central America plus reception of beacon FY7THF in South America.

144MHz Tropo DX — Feedback

After the memorable tropospheric opening between the British Isles and the Canary Islands on Sept 9/10 last year, there were rumours of EA8 to LA QSOs. I have received a letter from **Egil Johannesen LABOJ** from Sandnes in which he says, "To my knowledge we had no tropo in Sept 9/10 . . ." So it seems that the GM0KAE/EA8BML contact on 9.9.88 is the current IARU Region 1 record at 3264km.

But, Egil did work EA8BEX on 144MHz via Sporadic-E on 31.7.88, as did LA1YCA, so that is probably how this rumour arose. The QRB of 3803km is not far short of a Region 1 record for the mode; I recall a Portugal to Lebanon Es QSO some years ago over a slightly greater distance.

Polar Expedition Report

Laurence Howell GM4DMA has sent a progress report on the preparations for this year's "Polar Trek 89" expedition, initial details of which were included in the January issue. All the communications equipment has been environmentally tested by partial immersion in liquid nitrogen.

The team, which includes his wife **Morag GM1ILL**, is due to depart for Canada on Feb 20 with arrival on Ward Hunt Island (FR23WB) scheduled for March 3. The call signs will be

GM4DMA/VE8 and GM1ILL/VE8. The v.h.f. frequencies will be 144.123MHz and 50.110MHz. The cross-band liaison frequency for 50MHz will be 28.885MHz and they will monitor the European v.h.f. net on 14.345MHz. Operation on other h.f. bands and via satellites is also planned.

The team leader is Sir Ranulph Fiennes, with Captain Oliver Shepard and Dr. Mike Stroud, the team's doctor. Laurence and Morag will stay at the base camp on Ward Hunt Island maintaining communications links with the outside world and carrying out numerous scientific tasks.

The goal of the expedition is to achieve an unsupported walk of about 450 miles to the Geographic North Pole by at least two people. Laurence and Morag will be in contact with the walkers on various radio frequencies throughout the expedition. Last year, atrocious weather defeated them so we all wish them success this year.

Practical Wireless, March 1989

Awards News

Congratulations to **Gerald Nenner DL8FBD** from Rodgau (EK75f) who was awarded his "275" sticker for 144MHz QTH Squares Century Club certificate number 39 on 22 Dec 1988. 29 cards were submitted bringing his confirmed total to 280. 15 QSOs were via Es, 13 on m.s. mode and only one by tropo. 18 contacts were on c.w. the rest on s.s.b. The Es opening on 8.7.86 brought QSLs from UA3s in QP, RR, SN, SP, TP and UR squares. One on 10.7.87 provided confirmations from QN, SM and SO.

Any reader wanting details of the QTHCC and the VHF Century Club rules should send an s.a.e. to the Purley address. An IRC from overseas readers would be appreciated.

Repeater Notes

Alex Scott GMOHNNX, Secretary of the Scottish Borders Repeater Group, has advised that the u.h.f. repeater GB3HK commenced operation from a new site near Hawick (BDS) on 20.11.88. It is on channel RB14. The Group is also responsible for GB3BT and GB3SB and would welcome donations for the upkeep and running of these relays. GMOFGJ (QTHR) is the person to contact.

The 50MHz Band

With the solar flux exceeding 250 on some days, December produced some excellent F2 openings on the band. Several new countries were worked from the British Isles so there is a number of "firsts" to record.

DL8FBD, in common with all German radio amateurs, does not have permission to transmit on 50MHz but Gerald does a lot of cross-band work which has resulted in QSOs with over 250 stations in 1988. He has contacted 12 countries but no Ws or VEs up to mid-December.

Mike Gotch GOIMG (ESX) was very pleased to work VP5D in the Turks and Caicos Islands on Nov 30 for an all-time new country, along with VE1YX (FN74) in Nova Scotia, to bring his 1988 countries total to 17.

Bob Nixon G1KDF (LNH) caught the opening on Dec 20. Between 1330 and 1745 he worked VE1YX and VE1ZZ (FN74), K1JRW (FN32), K2BWR (FM29), W3EP (FN31), W2IDZ (FN20), W1MM (FN42), WB8VYF and WA8LXJ (EM79) and KA2GOJ (FN02). Four new squares and one more state with K5VGE and K9HMB (EN52) heard.

Clyde Hinton G1TCH (SXW) is a new contributor who will be entering the tables this year. On Dec 20 he worked VE1YX at 1347, OH1VR/2 and OH2TI an hour later, and about 1700 he heard two Ws, one in Illinois. The next day he contacted VE1YX again at 1319, then from 1455 made QSOs with K1RZ (FM19), N1EFM (FN55), K3CAV (FN10), K2QWD (FN13), W2IVZ (FN20), WC2K (FM29) and WB2IFC (FM27).

At 1310 on Dec 22 Clyde worked P43AS (FK52) on Aruba Is, a QRB of just over 7500km. The band opened again the next day to the USA and from 1606 he contacted WA10UB (FN43), WA1DOH (FN31), WB8IGY (Ohio), WA1HLR (FN54) and N1EFM again. Reports were exchanged with W9IP but at 1623, while working KA2GOJ, the signals faded out.

Mike Devereux G3SED (HPH) sent in two reports, the first covering the Nov 30

event. At 1350 he heard HC2FG when GB3SIX was S9 on back-scatter at a beam heading of 240°. At 1359 FY7THF was S9 and at 1436 he contacted VP5D who was very loud. QSOs with VE1YX and K1JRW followed with WA5HKN (EL29) heard at 1450. PA0HIP and GW4LXO were worked by back-scatter and at 1520 he heard G4JCC work P43AS. In the evening at 1845 the Maltese beacon 9H1SIX appeared and QSOs ensued with 9H1s EL and BT before the band went dead at 1945.

In his second report Mike remarked that December was quite a month on the band with long DX openings recorded on 16 days. In summary to VE1 at 1415 on the 7th and at around 1330 on the 8th and 9th. On the 11th from 1740 to VE2BKL, VE2DFO, VE2EFL, WA10UB and VE1YX. On the 13th J52US appeared from Guinea-Bissau and contacted S2ZDH, G3s JVL, WQY and COJ, G4s UPS, GLT, JCC and BAO, GJ4ICD, GW4LXO and PA3EUI.

In the Geminids shower on the 13th G3SED worked G8MBP, PA0RDY and PA3DOL from 2355. The 14th brought VE1YX again at 1340 and 9H1SIX was heard from 1600 for an hour but with no 9H1s active. On the 20th some OHs were worked by G4JCC and around 1600 W90EH worked Mike and seven other Gs.

Calls mentioned on Dec 21 from 1315 were VE1YX, HC1BI, K1JRW, HC5K, KP2A and K11KN, and from 1730, WC2K, VE1YX, KM1E and VE1ZZ. The next day from 1250, KP2A, WP4G, KP4EKG and P43AS. At 1540 ZD8MB worked G4IJE and others. On the 23rd HC1BI, K1TOL, WA1TRE and VE1YX were worked. G4CVI (HPH) worked eleven assorted

stations in W1, W2, W3, W8 and VE3.

On Christmas Eve Mike lists HC5K at 1245, J52US at 1425 and from 1518 to 1616 Ws in the 1, 2, 8 and 9 call areas. On Christmas Day at 1136, PZ1AP and from 1401 HC5K, TI2HL, KP4EIT, KP2A, WA10UB and WB4OSN up to 1630. The 5B4CY beacon was heard at S5 from 0920 on the 27th for 20 minutes. More W1s and W4WHK were around from 1515 on the 28th and beacon ZD8VHF was audible from 1621 for several minutes. The J52US keyer was heard for over half an hour from 1550 on the 29th and on the 30th, FY7THF was copied from 1140 to 1235, peaking S9. Finally he lists K90EH at 1600. Thanks for most comprehensive reports, Mike.

Writing on Dec 7, **John Palfrey G4XEN** (NHM) wonders how some readers can work 20 countries on the band. He asks if they have included contacts with stations in countries where amateurs are not officially licensed and/or cross-band QSOs. On Nov 2 he heard the Irish TV carrier on 53.757MHz which is "... a superb auroral beacon." The only station worked was GMOATQ.

Regarding the number of "legal" countries reported as worked in 1988 from the British Isles, I have looked through all your reports and find it to be 39, including those mentioned in this issue.

Ela Martyr G6HKM (ESX) did not work anything exciting on the band up to Dec 18 but did hear VE1YX at 1340 on the 9th, and a few Ws as well on the 11th. She thinks that stations in her part of the country were not being heard in North America.

Bill Biltcliffe G2NB (OFE) wrote to say

Station	50MHz		70MHz		144MHz		430MHz		1296MHz		Total Points
	Countries	Countries	Countries	Countries	Countries	Countries	Countries	Countries	Countries		
G1KDF	39	17	—	—	93	22	67	12	38	7	295
G4XEN	50	16	39	5	73	35	55	15	—	—	288
G6HKM	47	15	—	—	78	28	54	19	31	15	287
G1SWH	59	20	—	—	95	20	55	9	—	—	258
G8LHT	38	8	33	5	67	32	48	17	6	2	236
G1LSB	37	12	—	—	71	25	55	19	—	—	219
G4SEU	35	13	67	9	48	11	29	4	—	—	216
GOIMG	49	17	36	6	50	12	26	5	—	—	201
GMOEWX	57	20	—	—	58	24	7	3	—	—	169
G4DEZ	33	16	—	—	30	16	27	6	34	10	162
G6MXL	27	9	19	4	43	18	20	9	9	3	161
G4VOZ	28	14	60	8	—	—	35	8	—	—	153
GW6VZW	50	16	—	—	70	17	—	—	—	—	153
G1MM	35	11	—	—	56	12	31	7	—	—	152
GOEHV	—	—	50	7	68	23	—	—	—	—	148
G6NB	47	19	—	—	54	15	7	5	—	—	147
ON1CAK	—	—	—	—	72	34	23	15	—	—	144
G1EFZ	—	—	30	5	76	33	—	—	—	—	144
GMOHBK	48	13	—	—	54	22	—	—	—	—	137
G4YCD	12	9	—	—	84	30	—	—	—	—	135
GJ6TMM	30	15	—	—	44	21	10	11	—	—	131
ON1CDQ	—	—	—	—	66	34	16	15	—	—	131
G8PYP	22	9	2	1	51	17	10	2	—	—	114
G14OWA	19	18	—	—	58	16	—	—	—	—	111
GBXTJ	34	5	—	—	58	14	—	—	—	—	111
G4ARI	—	—	33	4	60	13	—	—	—	—	110
G4ZEC	—	—	—	—	78	29	—	—	—	—	107
GW4HBK	22	18	51	7	—	—	3	2	—	—	103
G3FPK	—	—	—	—	80	22	—	—	—	—	102
GW4FRX	—	—	—	—	71	30	—	—	—	—	101
G7ANV	—	—	—	—	75	26	—	—	—	—	101
G6MGL	19	10	—	—	49	10	—	—	4	2	94
G1SMD	21	17	—	—	25	18	—	—	—	—	81
G4AGQ	—	—	15	2	38	8	12	4	—	—	79
G2DHY	5	1	22	2	32	6	8	2	—	—	78
G1DOX	16	2	19	2	22	5	5	2	2	1	76
G1CEI	—	—	—	—	59	12	—	—	—	—	71
G4WHZ	6	4	—	—	33	19	—	—	6	2	70
G3NAQ	—	—	60	8	—	—	—	—	—	—	68
G4WND	—	—	60	7	—	—	—	—	—	—	67
G3EKP	12	3	16	4	7	4	5	1	—	—	52
GU4HUY	—	—	—	—	35	16	—	—	—	—	51
GMOJOL	—	—	—	—	30	11	—	—	—	—	41
G4ZVS	—	—	—	—	34	5	—	—	—	—	39
GOHGA	—	—	—	—	31	6	—	—	—	—	37
GOHDZ	—	—	—	—	30	5	—	—	—	—	35
GM1ZVJ	4	3	—	—	14	7	—	—	—	—	28
G8PNN	—	—	21	3	—	—	—	—	—	—	24

he was not the first G to work Nigeria, after all. He has since learned that G3NOH and G3SED contacted G3GJQ/5N28 at around 1310 on Oct 22. He mentions J52US running QRP and working four W1s on Dec 11 prior to installing an amplifier.

Julie Yates G8MKD (WMD) uses 25W to a 2-eh HB9CV antenna in the loft. On Dec 11 at 1750 she managed a QSO with KA1PE (FN53) in Maine and heard VE1YX, K1TOL, W3HQJ and others. **Steve Damon G8PYP** (DOR) decided to swap his 50MHz antenna for a 430MHz one while making adjustments to the matching arrangement. He confesses, "I shot myself through the foot by not being QRV on the band during the recent F-layer openings. Murphy's Law, I suppose!"

Gerard Elliott GI4OWA (LDR) was fortunate to catch the Nov 30 opening in his lunch break. He heard G4ASR and G4IJE working HC2FG but the Ecuador station was not audible in Londonderry. On Dec 11 between 1755 and 1812 he worked K1JRW, VE3RM (FN25) for a new country, VE1YX, K1GPJ (FN44), K1TOL (FN53) and W2CAP/1 (FN41). Best DX heard was Michigan.

Geoff Brown GJ4ICD has bought a Sony PRO80 scanning receiver which covers 150kHz to 108MHz continuously on s.s.b., a.m. and f.m. On Dec 7 he heard the Jamaica Water Company on 44.265MHz and the m.u.f. just reached 50MHz that day and the next. On the 9th he worked WA1OUB at 1416. VE2DFO was heard at 1749 on the 11th and ZD8MB at 2128 the next day. At 1616 on the 13th, Geoff completed the first GJ/J5 QSO when he worked J52US at RST589.

From 1645 on the 13th the band was open from Jersey to North America but they were not working any Gs. He contacted W2DEW, W2RTW, K1IKN, WA1OUB, VE1YX who was S9+40dB, VE1BNN, K2QWD, W2MPK, K1GPJ, the last station worked being WA1OUB again at 1713.

Calum MacPherson GM0EWX (HLD) sent two letters the first covering the Dec 11 opening in which he worked 38 Ws and four VEs from 1730 at the rate of one per minute; real contest stuff. All were in FN field in squares 11, 13, 25, 30, 31, 41, 42, 44, 53, 54, 74, and 84, and most were S9+ in strength.

On returning from work at 1532 on Dec 21, he again found the band wide open and worked 30 stations in North America at one per minute. At 1752 he contacted F5QT (JN02) and heard FC1BGF, via Es he wonders? On the 22nd FY7THF was heard at 1207 and at 1216 many Gs were heard calling/working P43AS. Through static from hailstones Calum finally contacted the P4 at 1229 and then worked KP4EOR (FK78) — his first GM — WP4G (FK68), HC5K, KB4CRT (EL87), HC2FG (FI07), HC1BI (FI09) and KP2A.

GM0HNX is the new call of GM8BDS who was a regular correspondent for many years when he lived in Duns. His new QTH is Coldstream in Berwickshire from which he operates on the band using c.w. and s.s.b. using a dipole antenna.

Finally to Wales and **John Baker GW3MHW** who worked VE1YX at 1336 on Dec 20. He reports strong solar noise and TV "sprogs" at about 120° bearing. At 1254 on the 21st he worked HC1BI on s.s.b. followed by HC2FG, VE1YX, VE1ZZ, K1IKN, KP2A, HC5K, VE1APA and 39 others in the USA. The 22nd brought another two new countries, P43AS and WP4G in Puerto Rico at about 1240.

On Dec 23 John worked WA1OUB, 56

QTH Locator Squares Table

Station	Band (MHz)			Total
	1296	430	144	
G8GXP	45	151	331	527
G3XDY	86	138	191	415
G3JXN	87	134	179	400
G1LSB	—	133	150	283
G3UVR	79	129	239	447
G3IMV	48	124	410	582
G4KUX	—	120	372	492
G4J4C	59	119	253	431
G4RGK	48	115	274	437
G0DAZ	—	114	249	363
G6DER	78	110	183	371
G4TIF	—	110	200	310
G8HHI	38	110	148	296
G4XEN	—	109	270	379
G6HKM	44	105	191	340
G3CQJ	44	103	186	333
G1KDF	37	99	170	306
G8PNN	63	98	128	289
G1EFZ	32	93	263	388
G4SSO	—	93	229	322
G8ATK	45	91	143	279
G4MUT	28	90	149	267
G6MGL	59	89	141	289
G6DZH	—	87	154	241
G1EGC	23	80	198	302
G3NAQ	—	80	175	255
G8LHT	4	80	146	230
G0EHV	—	75	146	221
G6STI	24	69	130	223
G1GEY	—	68	158	226
G4RRA	—	62	254	316
G6AJE	5	57	95	157
E15FK	—	56	172	228
G0EVT	—	49	177	226
G8MKD	—	49	145	194
GJ6TMM	—	46	150	196
G6MXL	15	42	91	148
G4AGQ	1	41	104	146
G4DEZ	48	37	248	333
ON1CAK	—	33	204	237
ON1CDQ	—	32	182	214
G4ZTR	29	29	37	95
G0FEH	—	24	88	112
G1VTR	—	23	32	55
G1WPF	—	22	93	115
GM0GDL	—	20	73	93
G1IMM	—	17	98	115
G2DHV	2	7	33	42
G8PYP	—	7	65	72
GW6VZW	—	6	123	129
G4PCS	—	3	258	261
G4DHF	—	—	307	307
G4SWX	—	—	293	293
DL8FBD	—	—	280	280
G4IGO	—	—	238	238
G3FPK	—	—	233	233
G4MEJ	—	—	213	213
G8LFB	—	—	209	209
GW4FRX	—	—	203	203
G4YCD	—	—	197	197
G4DOL	—	—	186	186
G11JUS	—	—	181	181
G7ANV	—	—	131	131
G4TGK	—	—	118	118
G8XTJ	—	—	110	110
GM0HKB	—	—	107	107
GI4OWA	—	—	103	103
G1SMD	—	—	93	93
G4WHZ	7	—	76	83
GU4HUY	—	—	73	73
G0HEE	—	—	73	73
G1CRH	—	—	62	62
G0HDZ	—	—	61	61
G1NVB	—	—	58	58
G7AHO	—	—	34	34
GM0JOL	—	—	32	32
GM1ZVJ	—	—	22	22

Starting date 1 January 1975.
No satellite or repeater QSOs.
"Band of the month" 430MHz

VE1YX, K1JRW, W3JO, WC2K and K1TOL in a 20 minute period from 1340. On the 24th, FY7THF was copied at S5 for about half an hour from 1134 and was audible again on Christmas Day for over an hour from 1130. At 1229 he contacted PZ1AP on s.s.b. for country number 32. Stations heard around 1500 included CO2KK, TI2HL, KP2A and KP4EIT. At 1320 on the 26th KP2A was heard calling CQ on 50.095MHz c.w. The m.u.f. was up to 49MHz on Dec 27.

The 70MHz Band

Ian Cornes G4OUT (SFD) has bought a Microwave Modules transverter and has been on 70MHz since early December. Power output is about 8W and the antenna an HB9CV in the loft, initially. He took part in the Dec 11 contest and on c.w. contacted E19FK/P, GW4MGR/P and a dozen G stations. On the 15th, c.w. brought G0HUM/A, the next day G4LTK and G4VOZ.

John Jennings G4VOZ (LEC) operated G8LM in the contest, best DX being E19FK/P. He worked 14 stations but the portables were not sending high serial numbers at the end. He achieved his goal of getting at least 100 stations on the band on c.w. in 1988.

One of the new stations G4VOZ worked was **Geoff Grayer G3NAQ** (BRK) and Geoff told me he started operating on 9.6.88 running 100W to an HB9CV antenna. Without too much effort he had worked 60 counties and eight countries in 30 squares up to just before Christmas. His QTH is quite good for v.h.f. at about 200m a.s.l., which does help a lot.

GW3MHW has had TX trouble due to a failed valve rectifier which feeds the 350V supply to the driver stage. His p.a. stage is a pair of 35T valves, by the way. John reckons that G3NAQ is the best signal on the band these days. **Dave Lewis GW4HBK** (GWT) reports his best contest DX was E19FK/P near Bray (WKW). He remarks that, "Activity was reasonable and operating standards good; a very relaxing contest."

The 144MHz Band

Eddi Ramm DK3UZ (EN20c) used to write and telephone fairly often in the past, so I was pleased to receive a list from him covering m.s. activity up to the end of October 1988. He completed contacts with many of last year's expeditions to rare squares. From his long list I see OH9NDD and OH9NLO (MA39e) on Jul 8; OH9/SM6CMU (MC) and OH9NDD/6 (MX60g) on 26th; 3A/DL8LAQ (DD28a) on 27th; IA5/DL8LAQ (ED80f) on 29th; LA/DL4EA in FY, GY, FZ and GZ between Sept 1 and 6 and EA6/DF5GX in CA, BA and CZ between Sept 20 and 27. Eddi did not include a letter and did not mention his present squares total.

Way back in November c.w. contest, GODJA worked 17 stations and hopes that one of them, GM4YXI, will QSL. Two GMs worked in the 1987 event did not. **Angela Sitton G0HGA** (HFD) just sent the latest c.w. ladder score for December and 219 stations is very good for her station and antenna situation.

Peter O'Dowd G0HLT (NOT) wrote briefly to update his ladder totals but did not anticipate many more contacts due to unsocial shift working. **John Hunter G3IMV** (BKS) had an m.s. sked with a Russian in QQ square in the December Geminids but heard nothing. However he

Practical Wireless, March 1989

TX - 3 RTTY/CW/ASCII TRANSCEIVE

The high performance, low cost system

Split-screen, type-ahead operation, receive screen unwrap, 24 large memories, clock, review store, call sign capture, RTTY auto CR/LF, CW software filtering and much more. Needs interface or T.U. **BBC-B/Master** and **CBM64** tape £20, disc £22. **SPECTRUM** tape £35, +3 disc £37 inc. adapter board (needs interface/TU also).

See reviews Dec 87 & Jan 88 issues.

For **VIC20** we have our RTTY/CW transceive program. Tape £20.

RX - 4 RTTY/CW/SSTV/AMTOR RECEIVE

This is still a best-selling program and it's easy to see why. Superb performance on 4 modes, switch modes at a keypress to catch all the action. Text and picture store with dump to screen, printer or tape/disc. An essential piece of software for trawling the bands. Needs interface. **BBC-B/Master**, **CBM64** tape £25, disc £27. **VIC20** tape £25. **SPECTRUM** tape £40, +3 disc £42 inc. adapter board (needs interface also). The **SPECTRUM** software-only version (input to EAR socket) is still available £25.

TIF1 INTERFACE Perfect for TX3 and RX4, it has 2-stage RTTY and CW filters and computer noise reduction for excellent reception. Transmit outputs for MIC, PTT and KEY. Kit £20 (assembled PCB + cables, connectors) or ready-made £40, boxed with all connections. Extra MIC leads for extra rigs £3 each. State rig(s). Interface available only with TX-3 or RX-4 software.

WORLD AND UK/EUROPE MAP LOCATOR Maps, great circles, distances, bearings, contest scores. Lat/long, locators, NGR, hundreds of placenames. **BBC-B/Master**, **ELECTRON ONLY**. Tape £10.

LOCATOR Distances, bearings, contest scores. Lat/long, locators. **SPECTRUM**, **CBM64**, **VIC20** tape £7.

And for **BBC-B/Master**, **SPECTRUM**, **ELECTRON**, **CBM64**, **VIC20**.

MORSE TUTOR 1-40 wpm. Learn by ear, practise using random letters, figures, punctuation, words. 40 plain language texts supplied or type your own. With learning guide, tape £6.

LOGBOOK Date, band, mode, call and remarks. Instant callsearch. Log printout. Tape £8.

RAE MATHS Unlimited practice and testing for the exam calculations. Tape £9.

All **BBC** and **CBM64** programs are available on **DISC** at £2 extra.

NEW!! PEP BOARD Converts any RF power meter to read p.e.p. Assembled and tested PCB + mounting kit and instruction £12.

Prices include VAT and p&p, 1st Class inland, airmail overseas, normally by return. Eire, C.I., BFPO deduct 13%.

 **technical software (P.W.)** 
Fron, Upper Llandwrog, Caernarfon LL54 7RF.
Tel. 0286 881886

ARE

COMMUNICATIONS

The very latest "2 in 1" ICR7000HF Receiver 500KHz - 2GHz



EXCLUSIVE TO A.R.E. COMMUNICATIONS

YES, 500KHz to 2GHz CONTINUOUS receive in one unit. Using the ICR7000 multimode facilities, this probably makes the "2 in 1" ICR7000HF Receiver the most versatile scanner available today. Because of the enormous frequency coverage, the ICR7000HF has 200 mode sensitive channels for increased flexibility.

With excellent strong handling characteristics, using a direct fed Double Balanced Mixer, the need for a pre-amp is unnecessary.

Compare the price of an ICR71E at £855 and an ICR7000 at £989!!

Available from stock, the new ICR7000HF.

Only £989.00 incl. VAT. Phone 01-997 4476 for immediate delivery.

*Also available as an after-fit to your existing ICR7000 only £129 incl. VAT.

**Opening Hours Monday - Friday 9.30 to 5.30
NOW OPEN SATURDAY MORNINGS 10-1pm**



ARE Communications Limited, 6 Royal Parade,
Hanger Lane, Ealing, London W5A 1ET, England

Fax 01-991 2565

Tel 01-997 4476

did complete in 45 minutes on Dec 13 with SP9KUR/9 in KK square to bring his tally to 410.

Ron Wilson G4NZU (NOT) has not written for ages but has now put in an eleventh hour entry for the c.w. ladder which places him second. However, I am puzzled by your reference to a shortfall, Ron, and wonder if you have got your 144MHz figure right? He mentions an Aurora on Dec 17 at 2200 when two GMs, OZ4VV and an LA were heard but nothing worked.

After listening to the RSGB News Bulletin on Dec 11, G6HKM discovered FC1ADT (ZE) calling CQ and had a QSO with Pierre. Then Ela found a clear frequency, called CQ, and spent the morning working Fs; F6DRO (AD), F6HZL (ZD), F6IPG (YH), F6CCH (ZG), FC1BUU (ZE), FA1MQM (BF), F6BZA/P (AF) and F6FSK (AE), a square not yet confirmed. Next she was called by HB9MY (EH) and HB9RDE (DH). At 1259 HB9SLU was heard calling CQ while Ela was beaming north-west so she turned to the south-east and exchanged S9 reports with Ben. Very few people seemed to be about, though.

G6NB has ended the year from his new Bicester QTH with a satisfactory score. Bill is using a 5-ele Yagi on this band at 9m a.g.l. and expects to improve things this year. G8PYP heard U2MIR on 145.55MHz f.m. from MIR spacecraft at 1943 on Nov 22. Apart from that novelty, Steve only mentions GD4IOM on Dec 4 for a new square, county and country.

G14OWA enjoyed an excellent day's tropo operation on Dec 10 to southern England and France, which, "... made up for an otherwise mediocre month." Gerard lists G1THD (BKS), G1JAF (HPH), G8PZH (IOW), G1RER and G1ECY (LDN), GOJFM (DVN), G4TRA (WLT), G1VGJ (SXE), G1LRS (SRY), GOEMH (GLR) and G1BTU (KNT). The French QSOs were in the late evening with F6GIF, FC1HDI and FC1DME all in BI square.

Now the Scottish scene starting with **Colin Robertson GMOHKB** (HLD) who has moved his shack back indoors for the winter and is only QRV on 144MHz at present. On Nov 30 in an Ar he worked SM6SKY (GS) at 1457 on s.s.b. and Y22ME (HM) on c.w. at 1527. Another Ar on Dec 2 brought GM4IPK (ZT) on s.s.b. at 1437 with GB3LER quite strong but no other stations heard. On the 12th he completed an m.s. QSO on s.s.b. with F6DRO in 20 minutes but it was his only success in what he thought was a poor Geminids shower.

In another Ar on the 16th Colin heard SK3LH (JX) and SM5DCX (IT) on c.w. at 1545 but could not work them. He did get OZ2ST (EP) on c.w. at 1748 though. There was yet another Ar the next day in which he worked OZ4VV (EQ) on c.w. at 2232.

GMOHNB operates on the band using s.s.b. and f.m. with some c.w. Alex's antennas are a 9-ele Yagi at 6.1m and a collinear at 7.6m a.g.l. **John Lincoln GMOJOL** (HLD) has been off the air for some while with transceiver problems, hopefully now cured.

John Hilton GM1ZVJ (LTH) is currently still using his Yaesu FT-290R at 2.5W with a 10-ele lightweight Jaybeam Yagi. His plans for this year include passing the Morse test, commissioning a 100W amplifier and installing a pair of 19-ele Yagis.

K. P. Crocker GW1ZSE (GNW) is a relative newcomer to the hobby. He describes his QTH as terrible for v.h.f. so plans a fair bit of portable operation from

Annual c.w. ladder

Station	Band (MHz)				Points
	50	70	144	430	
G4ZEC	—	—	763	—	763
G4NZU	7	17	291	—	315
G4XEN	42	26	221	11	300
G4OUT	—	15	277	—	292
G0HGA	—	—	219	—	219
G4AGQ	—	37	167	12	216
G0HLT	14	—	195	—	209
PA3FAQ	—	—	199	—	199
G4WHZ	21	—	157	—	178
G4VOZ	31	102	—	23	156
G0DJA	12	—	107	—	119
G0HEE	—	—	111	—	111
G4ARI	—	29	80	—	109
G2DHV	10	37	45	4	96
G4ZVS	—	—	80	—	80
G3FPK	—	—	70	—	70
GU4HUY	—	—	59	—	59
GW4HBK	21	33	—	—	54
G0GKN	—	—	52	—	52
G1SMD	21	—	15	—	36
G6DIF	2	—	30	—	32
G1DOX	3	5	—	—	8

Number of different stations worked since January 1

290R Mk 2 and a 5-ele ZL-Special on a 3m sectional mast. He asked about DX warning nets but I do not think there are any "official" ones these days. He also wondered if -/P QSOs could be included in Annual Table scores but the answer is, "No."

John Nelson GW4FRX (PWS) had a few delays in installing his four 18-ele Yagis but at the end of the year they were all securely on the frame on the tower, ready for final "tweaking." He is using LDF5-50 cable between the shack and the tower and the measured loss at 144MHz is a mere 0.8dB. John figures that these four Cushcraft beams will give about 5dB improvement over the two 17-ele Tonna Yagis they have replaced and that he should hear his own echoes off the moon in average conditions.

At G3FPK in December, I found GM4TMS (CTR) for a new region in the Dec 4 contest. On the 10th the propagation to Ireland was good and I contacted EI9FD in Navan (MTH) for the 80th county in 1988. On the 16th GMOEXN passed on an Ar warning via G4BIO at 1430 but in the limited time available, I did not find any Ar signals at my latitude.

On Christmas Day morning our 14MHz net with ZL stations was joined by **John Eden GMOEXN** using his special event call GB75DH from Dunnet Head (HDL). I discovered an Aurora at 1705 and was delighted to contact him again on s.s.b. on 144MHz. He has his antenna fixed at 035° until he can rearrange things and install a rotator at the bottom of the pole.

The event was quite good but the activity was understandably low. The only others worked from ZL60j were GM1SZF (HLD) on s.s.b. and GM4ILS (GRN) on c.w. Ron now has a crank-up tower with his v.h.f. antenna above an h.f. tri-band beam. Best QTE for me was 15° and the GMs were beaming at about 50°

The 430MHz Band

G4VOZ found the Cumulatives sessions last October to December quite useful in accumulating table points and 23 on c.w. is not bad. G6HKM's activity was confined to the last two sessions of the Cumulatives on Nov 23 and Dec 9. Ela made 53 and 43 QSOs respectively which appear to be

G8PYP mentions working a few new counties and a new square in the Dec 9 leg of the Cumulatives. GMOHNB operates on the band using f.m. and Alex's antenna is a collinear at 5m a.g.l. GW4HBK is now QRV on the band. Dave's gear comprises a Microwave Modules transverter, 10W through 25m of low-loss cable to a 19-ele Yagi. Best DX up to Dec 10 from Pontllanfraith was the West Midlands.

The Microwave Bands

G0DJA reports that a number of stations from the Midlands area have been active on the first Sundays of the winter months. In November Tim Lloyd G6UED went to The Wrekin, Phil Pedley G1RLR and Sven Vaiciunas G1MUW were on Barr Beacon and Dave went to Lickey Hill. In December G6UED, G1RLR and Geoff Reid G6UEU operated from Barr Beacon while G0DJA travelled to Burton Dassett, just north of Banbury. The 57km path was easily achieved, presumably on 10GHz.

G6HKM took part in the Dec 1 leg of the 1.3GHz Cumulatives and made 15 QSOs. However, Ela was unable to come on for the final session on the 17th. GW1ZSE intends to be on 1.3GHz soon using a transverter by Piper Communications.

Amstrad Computer Programs

In the November 1988 issue I mentioned the Amstrad printer's annoying habit of printing a £ sign instead of the # you actually type in the program. A letter from **Brian Farrelly G4MLE**, currently living in Norway where he uses the call LAODG, drew my attention to resetting the default parameters of the printer by the use of Escape Codes.

He referred to an article by Pete Gerrard in the *Amstrad PCW Magazine* for June 1988 which dealt with the topic and included a short program to illustrate the effects of several different ESC routines. To get the # to print correctly you have to change the language from the default setting of 3 (UK) to 0 (USA). This is effected by including the line:

LPRINT CHR\$(27)+"R"+CHR\$(0);

Note that if you boot up the CP/M disc and type in **LANGUAGE 0** you will still get £ instead of # printed.

Another problem is that the monitor screen is 90 columns wide but the printer only does 80 columns in pica type. To reset the printer to 90 columns you should add the following line:

WIDTH LPRINT 90

and to change to elite type you should add:

LPRINT CHR\$(27)+"M";

If you prefer the zero 0 with the slash add:

LPRINT CHR\$(27)+"X";

The default setting is for draft quality printing which is usually adequate. However, if you need high quality for printing out a program list you can achieve this by adding another line:

LPRINT CHR\$(27)+"x"+CHR\$(1);

Be careful to use the lower case letter "x" in this line. Instead of typing **CHR\$(27)** each time, you can begin with **es\$=CHR\$(27)** and use **es\$** thereafter. All the control code lines are best entered early on in a program where you define PI, for instance.

All this, and much more, is covered in

Further control of the printer, in pages 121-135. I have incorporated these and other printer control codes in my programs for the PCW-series computers.

I have added to the collection a database program called PCW-INDEX which was included in a book that I borrowed from the local public library. You can create files for anything to do with amateur radio, such as WAB records. Each record can accommodate up to eight fields which may be used for callsign, name, date worked, county, area, etc. I am currently transferring the QTHCC records to it in spare moments.

The main disadvantage is that it takes several minutes to sort out more than about 40-50 records as it is not in machine code. So the answer is to create a number of small files rather than one large one with hundreds of records. For exam-

ple, I have separate names, addresses and telephone numbers files for amateur radio, relatives, business and so on.

Several readers now have copies of the various programs. Some have offered programs as well so it is becoming a two-way process. This is all to the good as there is so much to learn about programming. It is worth looking carefully through other peo-

**The next three
deadlines are
Feb 27, Mar 29
and Apr 26**

ple's programs as you sometimes discover a time-saving ruse that may not be obvious from the manuals. For example, when entering a program on the keyboard you do not need to type the word **PRINT**, just press the ? key instead. When you call up **LIST** later on it will have become the word **PRINT**.

Sign Off

These words are being written at the very end of 1988 so I would like to thank all of you who have helped make compiling *VHF Up* such a pleasant task, for your Christmas cards and for your wishes for 1989. In my bones I feel that this year will be a good one for DX on the v.h.f. bands and that 50MHz will continue to surprise and delight us.

RTTY

*Reports to Mike Richards G4WNC
200 Christchurch Road, Ringwood, Hants BH24 3AS.*

ANATS Contest Results

John Barber G4SKA recently sent me a copy of the results for this Australian international contest. The single operator section was won by **VK5RY** with an impressive 8 371 668 points which was nearly 2 000 000 more than his nearest rival **IK5CKL** with 6 407 250 points.

The highest placed UK station in this section was **GOARF** who achieved a creditable fourteenth place with 1 709 260 points. Other UK amateurs in the top thirty were **GOATX** nineteenth and **GOAZT/W6** in twenty-sixth place.

Moving on to the multi-operator section, this was won by **VU2JX** with 8 461 440 points with **John Barber's** team (**G4SKA**) managing a very good sixth place with 2 099 440 points.

In the short wave listener section we had a very good UK win by **G1DPL**, scoring 1 584 880 points which was particularly good as it was his first attempt at this contest. Perhaps this will inspire a few more amateurs and short wave listeners to try their hand at contest operating.

Readers' Letters

Mr R. Selmes recently sent some FAX pictures to the editorial office which were intended for this column. Unfortunately I haven't received them yet, but hopefully they will turn up soon so my apologies for that. This does conveniently raise the point that all material for inclusion in the column **must** be sent to the address at the head of the column or delays are bound to occur.

John Pyle has sent me a very useful set of FAX pictures which were received on 1.1.89. If I remembered to send it with the column you should find an excellent example of a FAX contact between **DJ3JN** and **G3GAW**. The equipment in use at **John's** station comprises a **Lowe HF-125** receiver fed by a 25m long wire. The FAX decoder is the **FAX-1** from **ICS Electronics** and the printer is a **Citizen 120-D**. My thanks to **John** for his contribution.

Scouting and Radio Amateurs

I'm sure many of you have been involved in the occasional **JOTA** (Jamboree On The Air)—which in my experience seems to be met with rather varied success. One of the main reasons for this lack of success is due to the fact that in a lot of cases **JOTA** is

organised as a one-off event and a lot of the scouts and cubs don't appreciate the potential of the medium. Looking through the many messages on the local packet mailboxes, I see that there is now a list of radio amateurs who are involved in the Scouting movement being produced. The object of this list appears to be to provide some continuity and co-ordination to the amateur radio/scouting activities which seems to be a very good idea.

Personally I have been involved in several **JOTA** events and on a more regular basis the **Brownie** and **Guides Thinking Day of the Air**. What's this got to do with the data modes I hear you ask. Well, in my own experience I have found that the use of **RTTY**, **AMTOR** and to a lesser extent packet are very popular with scouts and guides. It seems to be less nerve racking for them to prepare a message using a type ahead buffer than to speak live on 'phone. Once the ice has been broken on the first contact they very often become quite chatty and thoroughly enjoy composing the greetings messages. So if you hear any of these stations on the air, spare them a few minutes and perhaps you'll interest another youngster in this hobby.

Back to the operator list. If you are involved in scouting and would like to be registered, the people to contact are **G6NDS** (**QTHR**) or you can use the packet mailbox system to send your details to **G8WPU** at **GB7AAA**. The details required are: Name, Address (including postcode), Telephone Number, Callsign/RS number, Scout Group, Scout Appointment, **JOTA** Callsign and your local **BBS** callsign.

ARRL RTTY Round-Up

How many entered this popular contest which has recently been extended to include packet operation? Unfortunately, this column had to be prepared just before the contest so I am unable to include any reports this month. One point I would like to discuss though is the idea of packet contests. There is a lot of discussion among UK data enthusiasts as to the future of v.h.f. contests. From recent results it would seem that **RTTY** has all but disappeared from the v.h.f. bands and competition entries are very low indeed. One suggestion is to widen the contest rules to allow packet operation, as this is where most of the v.h.f. data operators seem to be. This would certainly be useful exper-

ience for a lot of amateurs and is the best way I know for sharpening-up operating procedures and really testing your equipment.

In order to be really effective, I think operators would have to use f.s.k. rather than the more common a.f.s.k. on f.m. A top quality station would also need some very effective filters and a good tuning indicator. Having said that, I'm sure that a lot of fun could still be had by people using a.f.s.k. on f.m. providing they avoided repeater frequencies and were not hindered by a strong local station. On the subject of repeaters, contacts via repeaters are fairly obviously not allowed during a contest!

One of the most critical factors in achieving successful transmission of a packet is the packet length. For best results the packet length should be kept as short as possible. Fortunately, most contests require only short messages to be exchanged i.e. reports and serial number, but on v.h.f. the locator is also often required. With such a small amount of information to exchange it can all be sent in one packet with no problems. One point to remember is that the system is fully error correcting so there is no need to repeat any information, in fact any repeats have a negative effect as they increase the packet length and hence increase the risk of a failure!

Any experienced contest operator will tell you that user defined message memories are essential if you are making a serious attempt to win. These are needed to hold your locator and any other fixed information that you may need to send. Some of the more crafty operators even use the memories to store a selection of common reports.

The reason for using the memories as opposed to manually typing the data is that while the memories are being sent automatically you can be better employed completing the log and preparing for the next contact.

So, if you have entered or would like to enter any contests using packet, drop me a line with your views and suggestions on the topic and perhaps between us we can revive some of the ailing v.h.f. contests.

Amiga Users Group

Are you the proud owner of an Amiga computer which you would like to employ in the shack? If so, then there is a user group just for you. In addition to a regular

newsletter they can help with public domain (free) software and probably some advice too.

The contact point is G3LMH (QTHR) who can be also contacted via the GB7KCM mailbox. If you would like a copy of the newsletter and a database listing of current members, then please send a large s.a.e. to G3LMH. If anyone else out there is running a radio related computer user group then please contact me with details and I will do my best to help spread the word.

IBM PC Clones

If anyone is looking for one of these computers. I have recently received a letter from Andrews Computer Services offering some quite good bargains. As an example, their bottom of the range model is configured with the radio amateur in mind and comes in a metal case with a full 101-key keyboard. Standard features of this model are 20Mbyte hard disk, 360K floppy disk, 640Kbytes RAM, 4.77/10MHz switchable main board and a multi I/O card. The multi I/O card is particularly useful as it contains two RS-232 serial ports, battery backed clock, games port, parallel port and a floppy disk controller capable of handling two 360K double-sided double density drives.

The price is £695 excluding VAT and carriage. For further details, contact Andrews Computer Services.⁽¹⁾

Computer FAX

The range of equipment available for this fascinating mode seems to be expanding rapidly. One of the latest additions which is also one of the best is the AMIGA-FAX system from ICS Electronics Ltd. This system for the Commodore Amiga computer, is produced by a West German company with ICS acting as the sole importers. The package comprises a program disk, hardware interface, IFF conversion program and a detailed manual all for £99.95 including VAT but plus £2.50 postage is pretty impressive.

The choice of the Amiga computer is particularly appropriate as it has some very impressive graphics capabilities and produces FAX images with a resolution of 640 by 400 dots with 16 grey levels! As if this wasn't enough the program can actually store FAX images with up to 3840 dots per line which can then be displayed later on screen or a printer in strips. In addition any image can be manipulated once it has been received. This manipulation allows for the image to be reversed either top to bottom or left to right. It can also be inverted to produce a negative image and the contrast and brightness are also fully adjustable. The ability to alter the

brightness and contrast is very handy as this usually has to be done by fine tuning during reception.

One really useful feature is that you can add your own text to the image which can be handy to identify towns on a weather map or perhaps to include details of the transmitting station, etc.

As mentioned earlier the image can be sent to a printer if required and for maximum versatility the program includes drivers for both Epson compatible 9-wire printers and NEC compatible 24-wire types.

As if all this wasn't enough you can also send FAX pictures with this package, the only snag being that the images need to be stored in the computer first. Having said that the program is set-up to be able to import images from standard graphics packages like Digi-view and Deluxe Paint so it really is quite versatile.

Although I have not used this program myself I have seen it running and it really is very impressive and hopefully will play a part in increasing the amount of UK FAX activity.

1: Andrews Computer Systems Ltd., 6 Ash Hill Close, Bushey Heath, Hertfordshire WD2 1BW.

**The next three deadlines are
Feb 27, Mar 29 and Apr 26**

Amateur Satellites

Reports to Pat Gowen G3IOR
17 Heath Crescent, Hellesdon, Norwich, Norfolk NR6 6XD.

MIR v. Multitudes

The cosmonaut crew of the Soviet MIR manned space station have been very active on 145.550MHz f.m. over the past month, particularly during the weekend before they returned to earth via the Soyuz-TM-7 on December 22. Other than the South African stations mentioned last month, the list of stations making full two-way QSOs with either U1MIR, U2MIR (mainly) or U3MIR by 5 December 1988 read as follows:

UK3KP, UA3CR, RA3APR, UZ3AXJ, RA3AGS, UZ3DWX, UZ3QYW, UZ6LH, UA4WPF, UA3DGU, UT5BN, UB5ICR, RL7GD, UL7TQ, UL7TZ, UL7TBT, UL7GAN, RL7RX, RL7FCF, UL7FBE, UL7BAT, UL7PG, UL7FAO, UL8TWA, UA9FDZ, UA9FAD, RA9FMT, UZ9AWQ, UA9CKW, UA9CS, UZ9CXM, RA9MBN, UA9MAX, UA9MD, all in the USSR.

Outside the USSR, in the rest of the world, only fifteen stations were listed, these being:

OK3AU (with both U2MIR and U1MIR, U3MIR nearly worked), IW8AOK, IK8YU, ON6UG, SM2PWG, OH5LK, OH1AYQ, DL4AAZ, VP9LE, W4BIW, W2RS, N4HY, WDOGML, PY2BJO (with Vlada U1MIR) and OE5IY.

Since that closing date, a few more stations from Europe have had contacts, including G3IOR at 1416UTC on 17 December 1988, using 145.550MHz simplex f.m. On the following day, Dr. Hans Rath DL6KG near Ulm also made a full contact. Outside Europe, a number of stations in North America have reported success, several more Ws, and Gordon Whiteman VE5XU, who made three QSOs.

As can be seen, up to the time given, only twenty-one stations were worked in

Europe, with all but three of these almost exclusively at the far eastern, north-eastern or south-eastern end of our continent, with the vast majority of QSOs being made with stations in the USSR. Virtually all the stations worked, e.g. in European USSR, Ukraine, Finland, north Sweden, Czechoslovakia and Italy are all geographically remote from the main centres of v.h.f. f.m. activity in western Europe.

At first it might appear that some degree of personal preferential selection was taking place, as it was very obvious that where the far greater concentration of active stations on 145MHz f.m. existed, the least number of QSOs were being made. In part, this was due to the operating times possible, they favoured the parts of the world where the passes were occurring in the "MIR time" early evenings, as dictated by the orbital characteristics of the spacecraft and the free periods




Fig. 1




Fig. 2

of the cosmonauts. Sadly, the limiting factor referred to in last month's column came into being, i.e. that previously experienced by astronaut Owen Garriott W5LFL, during the Shuttle "Ham in Space" mission. It was this very concentration of callers itself that produced the least chance of completing a full QSO.

One could almost see a formula at work, where the number of successful contacts were inversely equal to the square (or even cube) of the numbers of stations calling. Theoretically, at first sight, one would expect hundreds of contacts in western Europe, and possibly even more in Japan, where even greater numbers of 145MHz f.m. stations are active. Despite many UA9 contacts, no JA stations whatsoever were worked up to December 5.

The basic cause is "the great QRM of silence", the complete deadening of the receiver that occurs when vast numbers of similarly powered line-of-sight f.m. stations are on the same frequency at the same time. It was very apparent from the initial attempts of MIR to reply only to a few partial callsigns, and the failure of the contact continuity, that this effect was taking place. Unless a way could be found to create the "capture effect" that produces a stronger signal from the otherwise total silence of multi-station receiver suppression, western Europe would continue to be a dead zone for the cosmonauts.

It became apparent that Musa was working simplex on 145.550MHz, S22, an overlap from other parts of the world where split frequency operation was unnecessary, as the band occupancy was very low. As QSOs were serialising as he went round the three IARU regions (each with different band plans) every one and a half hours, he was tending to try to copy the stations he could in part already hear as they passed through his footprint, with new in-range arrivals by the second.

At G3IOR, after numerous fruitless attempts, it was decided to aim the 2 x 10 element crossed r.h.c.p. Yagi in both azimuth and elevation to that point of the sky where MIR would be at the time of closest approach, and hence use the 17dB gain brought about by the inverse square law at that optimised time. Precise passes were calculated from close observation and tracking of the 143.625MHz signal of earlier passes, as to be only a few seconds out would have meant being many decibels down, the rate of positional change of MIR being faster than a beam could be rotated. By using 100 watts of f.m., Doppler adjusted to give 145.550MHz at

the spacecraft, success evolved for a short exchange. It could not be sustained, as optimum conditions lasted only some thirty seconds, after which the capture effect was lost. Really, this should not be necessary, as even a 2 watt hand-held would have produced a 5 and 9 signal at the station, but, not under the competitive conditions we have in our very crowded 145MHz f.m. spectrum. Whilst never being an advocate of the use of high power for spacecraft, it is seen that this approach is perhaps the only way in which we can show the enthusiastic MIR operators that there is life and activity in our zone—the problem is that we are too keen, not the reverse!

The new transceiver should be aboard by now and hopefully the tradition of enthusiasm set by Musa Manarov U2MIR and his fellow crew members will continue, with future activity by the new cosmonauts. Dr. Valeri Polyakov is expected to stay aboard for a while longer yet and will probably be active as U3MIR from time to time. It is expected that we shall now hear activity from Alexander Volkov and Sergei Krikalov as U4MIR and U5MIR during their free periods, which will probably be maximised at weekends between 0600 and 1400UTC; Tuesday, Wednesday and Thursday evenings between 1600 and 1800 and some weekday mornings between 0600 and 0700UTC. Naturally, this depends to a very large extent upon the constraints imposed by the mission experiments, so it cannot be assured.

If you are lucky enough to make a QSO, or wish to send a s.w.l. report, the QSL manager for MIR is Boris Stepanov UW3AX, PO Box 679, Moscow 107207, USSR.

As orbital changes will be effected between the time of writing this column and its receipt, and the new Keplerian element so produced is unknown, it is not possible to predict the pass times for so many weeks ahead. They will be provided on the numerous AMSAT nets, Sundays at 1015 on 3.777MHz, at 1900 on 14.282MHz, Mondays and Wednesdays at 1900 on 3.777MHz and Saturdays at 1000UTC on 14.280MHz.

RS3A

Undoubtedly, many readers who regularly use the "RS" series of satellites, and who have also worked RS3A through them, would like the chance to see the command station. Such an opportunity is now produced, as **Danny Kohn SM0NBJ**, a leading member of the AMSAT-SM

group, has recently done just this. He has sent us some interesting information and photographs so that we may visit it too. "Thanks to Glasnost and Perestroika, I was the very first western visitor to see the RS3A satellite control station in central Moscow," says Danny. "The trip was organised by Leonid UA3CR, his XYL Sonja and his son Evgeni RA3APR, who also hosted me in their home one evening, a highly enjoyable and unforgettable experience."

At RS3A, Leo RA3AT, who has recently acquired his own amateur radio licence, is employed to run the station. He works with two others. They observe the telemetry and command the satellites in order to maintain them permanently operational and in good condition, and dictate the schedule, codestore information, etc. They also handle the ROBOT function, and the QSL work arising from the communications. At this time, all of the earlier "RS" series are now dead, so the station is devoted to controlling the well-being of the RS-10/11 complex, and building for the forthcoming RS-12/13 operation.

The station can be seen in the photographs taken by Danny during his visit. Fig. 1 shows, from left to right, Danny SM0NBJ, Leo RA3AT and Evgeni RA3APR, standing in front of the RS3A command station. A close up of the older control panel is shown in Fig. 2, the different sections being distinct controls for the different satellites. The command control functions provided are as follows:

1. Switch on/off the 29MHz transponder.
2. Switch on/off the 145MHz transponder.
3. Adjustment of the transponder receiver attenuator between the -20dB maximum to 0dB minimum levels.
4. Switch on/off 21MHz transponder.
5. Adjusting the sectional bandwidth of the passband of the transponders' receiver i.f.s. (The i.f. has two modes of operation. In the narrowest mode, many filters are used in the passband, whilst in the wide band mode the entire bandwidth is covered by one filter only. This system is a commandable protection against the overload of the receiver preventing the attenuation of the entire downlink passband that would otherwise be brought about by stations running excessive uplink power to the satellite. When the loading is excessive, the narrow mode is brought in.)
6. Switching off and on the various beacons.
7. Adjusting the beacon output between high and low power.




Fig. 3



Fig. 4

8. Switching the output of the service channel transmitter between high and low power operating states.
9. Downloading the digital telemetry from the satellite.
10. Memorising the 10 or 90 minute storage sequence of the telemetry frames from the memory.
11. Downloading the memorised telemetry.
12. Switching off the digital telemetry.
13. Reading out the memorised log of the ROBOT.
14. Erasing the ROBOT log memory.
15. Switching the ROBOT on and off at 21 and 145MHz.
16. Switching the ROBOT auto-answer on and off.
17. Commanding the attenuation level dictating the sensitivity of the ROBOT receivers.
18. Switching the BBS 1 and 2 on or off.
19. Transmitting up from the BBS command.
20. Uploading to the BBS command.

The station equipment consists of the control panels for satellite command, both the original (Fig. 3) and the new and updated digital control panel which functions for all the RS satellites shown in Fig. 3. Coming from the left the first two digits show the satellite number, the third and fourth the command number, and the last two the password number.

They have good h.f. and v.h.f. commercial equipment, part of which can be seen at the bottom of Fig. 3, an excellent frequency counter for the 145MHz transmitter, and a home-brew computer made by Leonid Labutin UA3CR, complete with cassette storage. It is 8085 based, and known as the RADIO 86 RK. It is very popular among the USSR radio amateurs, and has recently been adapted by Leonid and his son Evgeni RA3APR, as a packet radio TNC. The RADIO 86 RK has also been adapted as a "suitcase" portable system, which can also command the satellite, up and download messages, etc., which model was used for communications between the USSR South Pole expedition and RS3A via the RS BBS (Bulletin Board System).

Satellite tracking is performed by Quick-track software running on an IBM clone computer, with output to screen or printer. This can be seen on Fig. 4, a photograph taken by Danny of Leo RA3AT, whilst commanding the RS-11 satellite from the control panel.

The 145MHz uplink antenna at RS3A consists of a single two-element 145MHz fixed turnstile. This is used both for sending the command signals to the satellites and also for the uplink of RS3A when making QSOs via the transponder. For the downlink, four three-element 29MHz Yagis are employed, all mounted horizontally in such a way that the entire horizon is covered. These antennas are used mainly for receiving data, but double up as the 29MHz downlink antennas for making contacts.

As regards the ROBOT operations, two versions are retrieved daily, and the necessary QSLing is done at that time. The maximum storage of the ROBOT memory is 128 QSOs, and as an average of 115 QSOs are made daily, mainly from the USSR, regular emptying and clearing is needed.

We are very grateful to Danny and both Leos for this interesting insight into the workings and functions of RS3A, which gives us a much wider appreciation of all the work that goes into keeping the RS

series of satellites on and active with such a degree of reliability.

Amateur Satellite Update

UoSAT—alias OSCAR-9—continues to give good service, despite it now being seven years and four months old. Despite the atmospheric expansion, it is expected to be with us for two more years at least before re-entry, having now dropped almost 100km from its 556km original launch altitude. As the solar flux rises, the propagation of the 14 and 21MHz beacons becomes more fascinating, with many sub-horizon hearings, and with strong auroral multi-Doppler effects when the satellite is at the far north horizon.

UoSAT-2, OSCAR-11, is to have its 435MHz operation resumed on Wednesdays and Sundays. The 145.825MHz current schedule on Thursday to Tuesday inclusive is for 45 seconds of telemetry, followed by 20 seconds of digitalker, 15 seconds of computer status message, then 115 seconds of the latest bulletin. It then goes to 10 more seconds of digitalker, 240 seconds of Whole Orbit Data, 10 more seconds of digitalker, and concludes with 60 seconds of the Digital Communications Experiment (which includes the latest sets of Keplerian elements) before resuming.

On 145.825MHz Wednesdays it will run 150 seconds of telemetry followed by 10 seconds of digitalker from 0000 to 1400UTC, and then full time continuous Whole Orbit Data from 1400 to 2359UTC. The 435.025MHz schedule for 4800 baud DSR data is to run from 0000 to 1200 Sundays and from 0600 to 1800 on Wednesdays. Wednesdays is education day, so data is not interrupted so as to allow the maximisation of data by receiving stations. The Whole Orbit Data, until further notice, will have channels 2 and 61 each Sunday; 1, 2, 3 and 61 each Monday; 19 Tuesdays; 29 Wednesdays; 1, 2, 3 and 61 again each Thursday; 0, 10, 20 and 30 each Friday, and 10, 11, 19 and 29 each Saturday.

The University of Surrey is now busy working on the thermal design for the new microsats, which, being in very different orbits from the benign near-polar sun-synchronous OSCAR-9 and 11, will require special active thermal control to overcome the adverse conditions that could lead to premature battery failure and the early loss of the satellites.

OSCAR-10

This ageing but highly functional first elliptical orbiter is performing extremely well, and its downlink can be clearly heard at G3IOR and even in G3IOR/M using a straight receiver and a simple ground plane antenna. It is on Mode "B" only and, and unless a battery or pulse condition results that changes the status, will remain that way. Updates on the post perigee mean anomaly periods for non-transponder use are given out regularly on the AMSAT nets.

The beacon on 145.809MHz is unmodulated, and can be heard as a steady carrier. John Newman G6ZQE of Wymondham, Norfolk reports that since the advent of OSCAR-13, very few amateurs appear to be using A-0-10. "I have been running just 8 watts to a 9M2CR type 10 turn helix, and my return signals have been very strong, but there are very few people to work," reports John. Ron Broadbent, G3AAJ reported that he too had found the satellite

to be in excellent shape. "I worked a couple of EAs and a DL as if we were QSOing in 20 metres," writes Ron. "No fading, solid s.s.b. and c.w. copy all the way, and the beacon was knocking my S-meter up to S9."

OSCAR-13

The same favourable comment cannot be stated for "B" mode on OSCAR-13 as, unless the pointing is optimised, grave problems can be experienced by the potential user. It is, in more ways than one, all a question of attitude. On this satellite, G6ZQE reports: "Using 50 watts to my 10T helix, I am often completely unable to hear my own signals." Despite the problems encountered, John has recently had contacts with W0ZZQ, K4HAR, WD6AKG, KL7GRF, NR7U, W2APU, VE7WQ, WB4MOX, K4TSU, VE4AMU, N4AAU, JS1ERM and G8XXJ. His station consists of a TS-770E transmitter for the uplink, and a TR-1930, fed via a home made, dual gate, m.o.s.f.e.t. pre-amplifier from a 10-element vertically polarised az-el NBS Yagi.

On Mode "J", apparently the best mode, lots of activity is in evidence. The sensitivity is quite amazing, with various 145MHz beacons in evidence when the uplink loading is not excessive. Stations have been heard calling one beacon, which continuously calls "QA de UZ9XXA". The mode "J" uplink band problem is still not fully resolved, and comments are appearing in the various amateur radio journals. DL-QTC has published a letter from one reader who is not keen on satellites. His feeling is that satellites are like repeaters, relying on the help of other amateurs to make contacts, and hence using satellites is "... second class amateur radio ..." and furthermore "... does not comply with the band plans ..." (!)

The use of "J" mode of course does not violate the IARU Region 1 band-plan, and if used properly according to one's licensing conditions and amateur operating ethics, fits in well with any other use in this 50kHz band section.

Mode "L" usage is on the increase, with more activity by the day. Rod Clewes G3CDK, has realised six more needed decibels from his pair of 23cm uplink helixes. Whilst it is obvious that the exact phasing of Yagis is vital, and can be achieved by equal power distribution, common phasing by equal feed lengths and parallel antenna positioning, another not-so-obvious factor comes in when phasing helixes. Rod had one antenna erected with the end of the last turn at the top of the antenna, and the other with the turn terminating at the bottom of the last turn. By making them alike, he has now the gain he needs for good access.

It has been noticeable that the beacon has been subject to frequency modulation undulation at and just after Mode "L" periods, due to the heavy power demand. Peter Guezlou DB2OS reports that this is nothing to be concerned about, and is a natural and expected phenomena.

Mode "S" has now resumed again on OSCAR-13 during the optimum earth pointing antenna times within the "JL" mode period, but no reports have come in on this lesser used mode this month.

The A-0-13 schedule operative from January 6 to March 16 is for the following mode operations:

Mode "B": From Mean Anomaly 003 to mean anomaly 100.

Mode "JL": From Mean Anomaly 100 until MA 150.

S.E.M.

UNIT P, UNION MILLS, ISLE OF MAN
Telephone: (0624) 851277

S.E.M. TRANZMATCH MKIII. The only Aerial Matcher with UNBALANCED and TRUE BALANCED OUTPUTS. 1 kW 1.8-30 MHz, £135. Built-in EZITUNE (see below), £39.50. Built-in Dummy Load, £9.90. Ex stock.

EZITUNE. Allows you to TUNE UP on receive instead of transmit. FANTASTIC CONVENIENCE. Boxed unit, £45.00. P.C.B. and fitting instructions to fit in any ATU, £39.50.

FREQUENCY CONVERTERS. V.H.F. to H.F. gives you 118 to 146 MHz on your H.F. receiver, Tune Rx. 2-30MHz, £59.50 ex stock.

H.F. to V.H.F. gives you 100 kHz to 60 MHz on your V.H.F. scanner, £49.50 ex stock. Plug in aerial lead of any receiver. Tuning from 100MHz up.

2 or 6-METRE TRANZMATCH. 1kW, will match anything, G2DYM or G5RV? £35.00 ex stock.

DUMMY LOAD. 100 W. THROUGH/LOAD switch, £24.00 ex stock.

VERY WIDE BAND PRE-AMPLIFIERS. 3-500 MHz. Excellent performance. 1.5 dB Noise figure. £32.00 or straight through when OFF, £37.00 ex stock.

R.F. NOISE BRIDGE. 1-170 MHz. Very useful for aerial work. £45.00 ex stock.

IAMBIC MORSE KEYS. 8-50 w.p.m. auto squeeze keyer. Ex stock. Ours is the easiest to use. £45.00. First class twin paddle key, £27.00 ex stock.

TWO-METRE LINEAR/PRE-AMP. Sentinel 40: 14x power gain, e.g. 3 W - 40 W (ideal FT290 and Handhelds), £85.00. Sentinel 60: 6x power, e.g. 10 W in, 60 W out, £95.00. Sentinel 100: 10 W in, 100 W out, £135.00. All ex stock.

H.F. ABSORPTION WAVEMETER. 1.5-30 MHz, £39.50 ex stock.

MULTIFILTER. The most versatile audio filter. BANDPASS Hi Pass, Lo Pass and two notches. Frequency and Bandwidth adjustable 2.5 kHz-20 Hz, £75.00 ex stock.

HIGH PASS FILTER/BRAID BREAKER. Cures T.V.I., £7.50 ex stock.

CO-AX SWITCH. Three-way + earth position. D.C.-150 MHz, 1kW, £25.00 ex stock.

12 MONTHS COMPLETE GUARANTEE INCLUDING TRANSISTORS
Prices include VAT and delivery. C.W.O. or phone your CREDITCARD NO. Ring or write for further data or catalogue. Orders or information requests can be put on our Ansaphone at cheap rate times. Remember we are as near as your 'phone or post box.

COMM Rx's. Rascal RA 17. L high grade general coverage Rx covering 500Kc to 30 Mc/s in 30 bands as film scale tuning 45ft per band, 6 pos Selectivity 100c/s to 13Kc. BFO, Noise Lim, Tun Meter, Cal etc as int spk & phone jacks, supplied checked & aligned with book & leads good cond. £255. **Cont Meter No. 1.** general purpose Geiger Counter with meter ind 0.1 to 10 Mill/Rontg also provision for phones, two part unit main unit plus probe head contained in waterproof carry case with inst book & tech H/Bk these reg supply of 300v DC at 250 Ua details are supplied to build transis conv operating from 9v batt tested. £45. **INST CARRY CASES** metal size ext 11x8x6" with hinged lid & handle grey crackle finish new cond. £7.50 ea 2 for £12. **OPTICAL ACCS** Misc selection of items inc lenses, Eyepieces, Lense Cells, Prisms, Small mounted optical mirrors etc mostly new. £23. **SIG GEN'S R.F.** types Marconi TF995/A2 AM/FM 1.5 to 220 Mc/s var A.M. & Deviation, carrier Mod meter. Fine/Coarse Atten 50/75 ohm D/P good class unit tested with book. £115. American type TS413 10/420 Mc/s AM high grade narrow band sig gen equiv to Hew/Pack 608 tested for 230v £95. Army No. 2 20/80Mc/s in two band AM/FM mains or 12v DC var deviation tested £45. **A.F. Sig Gens** CT439 10c/s to 100Kc Sine Wave var D/P into 600 ohm mains/battery small unit £45. Advanced CT433 15c/s to 50Kc sine var 0/P at 600 & 5 ohm tested £28. **ARMY BOMB LOC** metal loc ferros only see list £95. **VIDEO REC** Sony portable for 12v DC reel type 5" with 1/2" tape, size 10x12x6" supplied tested with circ. £65. **RESISTORS** non inductive type 150 ohm norm 40w ea 3 for £11.50. **AERIAL SWIT** type J swt for use with R1155/T1154 inst good cond. £16.50. **MODEMS.** Rascal-Milgo type MPS9629 modems new cond with inst book £115. **CASSETTE UNITS.** Uher CG300 stereo with Dolby unit, twin Vu meters, front load, line & phone o/p's at 8 ohm new cond with circ etc £85. **TUNERS** Leak TX Trough Line 3 FM with low level AF out for 240v £65. **UHF/Tx/Rx.** Pye type R/T470 FM base units at present set for nom freq in range 420/430 Mc/s solid state for use on 240v AC rack mt. £115 per pair.

Above prices include carr/postage & VAT.

Goods ex equipment unless stated new.

SAE with enquiry or 2 x 19p stamps for List 43

A.H. SUPPLIES

Unit 12, Bankside Works, Darnall Rd, Sheffield S9 5HA. Ph. 444278 (0742)

G6XBH GIRAS G8UUS

Visit your Local Emporium
Large selection of New/Used Equipment on Show

AGENTS FOR:

F.D.K. ● AZDEN ● ICOM ● YAESU ● ALINCO

ACCESSORIES:

Welz Range, Microwave Modules, Adonis Mics, Mutek Pre-Amps, Barenco Mast Supports, DRAE Products, BNOS Linears & P.S.U.'s

AERIALS, Tonna, New Diamond Range of Mobile Whips, Jaybeam

BRING YOUR SH EQUIPMENT IN FOR SALE

JUST GIVE US A RING

Radio Amateur Supplies

3 Farndon Green, Wollaton Park, Nottingham NG8 1DU
Off Ring Rd., between A52 (Derby Road) & A609 (Ilkeston Road)
Monday: CLOSED Tuesday-Saturday: 10.00 a.m. to 5.00 p.m.

Tel: 0602 280267

R.A.S. (Nottingham)

R.A.S. (Nottingham)

MERLIN

MERLIN WAY, BOWSHIRE,
MELKSHAM, WILTSHIRE SN12 6TJ.
Tel: 0225 706886.

S SYSTEMS

WIZARDS PACKS

RADIAL ELECTROLYTICIS

10 off 1uf 350v	at 45p
10 off 2.2uf 35v	at 35p
10 off 2.2uf 250v	at 40p
10 off 3.3uf 160v	at 40p
10 off 10uf 250v	at 40p
10 off 10uf 50v	at 35p
10 off 22uf 10v	at 35p
10 off 22uf 35v	at 35p
10 off 47uf 35v	at 40p
5 off 47uf 250v	at 60p
10 off 47uf 25v	at 35p
10 off 100uf 60v	at 45p
10 off 100uf 10v	at 40p
10 off 220uf 25v	at 35p
10 off 220uf 10v	at 35p
10 off 220uf 10v	at 35p
10 off 220uf 40v	at 45p
10 off 220uf 50v	at 45p
5 off 470uf 50v	at 45p
10 off 1000uf 25v	at 60p
5 off 3300uf 35v	at 80p
2 off 470uf 200v	at £1.30
2 off 220uf 315v	at £2.00
2 off 220uf 400v	at £2.50
2 off 100uf 400v	at £2.30

POWER ELECTROLYTICIS

2 off 220uf + 25uf 380v	at £1.30
5 off 50uf + 50uf 200v	at 70p
2 off 3400uf + 3400uf 40v	at 80p
2 off 2200uf 63v	at £1.20
2 off 1500uf 100v	at £1.60
2 off 13000uf 25v	at £1.00
5 off 3300uf 25v	at 80p

CAPACITORS

10 off 002uf 2000v	at 95p
10 off 1000uf 1500v	at 60p
10 off 33uf 250v	at 40p
10 off 01uf 100v	at 35p
10 off 22uf 100v	at 35p
10 off 1uf 100v	at 35p
10 off 1uf 400v	at 60p
10 off 15uf 250v	at 60p
10 off 22uf 200v	at 35p
10 off 01uf 200v	at 35p
10 off 022uf 200v	at 35p
10 off 047uf 800v	at 60p

MISCELLANEOUS

1 off RS 591-118 PSU 5v 1a (240vac in)	at £7.00
1 off 12 0 12v 6va Transformer (chas)	at £2.40
1 off 20v 4va x 2 Transformer (PCB)	at £1.80
1 off 18 0 18v 6va Transformer (PCB)	at £1.70
5 off B7A Valve Bases	at 60p
1 off Selection of Gromits	at 50p
2 off 50ohm BNC sockets (Amphenol)	at £1.30
2 off 75ohm BNC sockets	at £1.60
2 off 50ohm BNC sockets B-Head	at £1.60
5 off S/H BNC sockets	at £2.00
3 off Mains on/off switches 15a with neon	at £1.70
3 off Rocker switches SPDT 2a 250vac	at £1.50
5 off Slide switches DPDT	at 70p
5 off 3w 2p switches with knob	at £1.20
2 off 300v/15a 1.25a cutouts	at 85p
2 off 65vdc 15a cutouts	at 85p
3 off Chassis 1.25in Fuseholders	at 35p
5 off 20mm Panel Fuseholders	at £1.30
1 off Relay 12vdc coil 4PDT 10a w/socket	at £1.70
2 off 0 3 ohm 100w wire wound	at 60p
10 off Phono plugs	at 50p
1 off EC 6a Mains filter socket	at £1.75
1 off EC 3a Mains filter socket	at £1.50
1 off EC 1a Mains filter socket	at £1.25

SEMICONDUCTORS

4 off 2N3055 NPN 100v 15a 117w TO3	at £1.20
5 off 2SD670 NPN 120v 5a 50w TO3	at £2.00
3 off 2N3022 NPN 60v 30a 200w TO3	at £2.00
10 off BSX47 NPN 120v 1a 50MHz TO5	at 80p
5 off 2SC2688 NPN 300v 200ma 10w TO22	at 70p
5 off 2SC1514 NPN 300v 1a TO22	at £1.10
5 off 2SB857 PNP 70v 4a 40w TO22	at £1.20
3 off 7812 12v Regulators TO22	at £1.30
10 off 2N3904 NPN 50v 200ma	at 80p
10 off 2N3906 PNP 40v 200ma	at 80p
10 off 2SC541 NPN 40v 200ma	at 60p
10 off 2SC458 NPN 30v 100ma	at 70p
5 off 1.7a 200v Bridge Rectifiers	at £1.30
3 off 1a 50v Bridge Rectifiers	at 80p
10 off 1N5418 3a 400v Diodes	at £1.20
10 off Green Leads	at £1.00
10 off Red Leads	at £1.00
4 off Lead Displays Com Cath.	at £2.00

TWIN CASSETTE—Just a few left Twin cassette mechanisms with stereo heads 12v motors at £5.00 + £1.50 P&P. Main music center PCB. MW, LW, FM at £5.00 + £1.50 P&P.

THE WIZARDS COMPUTER DESK—Save over £150.00 on this NEW desk! L102cm x W74cm x H74cm with keyboard recess and cabling trunking. To good to meet £50.00 + £16.00 P&P.

COMPRESSORS AND WIND GENERATORS—Gast rotary air/vacuum pump 20Psi/29vac, 1.12hp HP 240vac motor. Good for Desoldering. Airbrush work. Just £17.00 + £3.00 P&P. Just in Printed circuit permanent magnet motor/generator with toothed belt reduction drive. Output/input 2v to 30v up to 15amps Price £14.00 + £3.50 P&P.

IN THE WIZARDS DEN—We have from time to time the following new and S-H stock. Printers, Monitors monocolour. Valve amps and PSU's lots of odds and ends.


VISIT MERLIN—At the following rallies exhibitions. March 4th Blue Star Rally Newcastle Upon Tyne, 12th GMX Tratorf Rally Manchester.

MORE DATA—Ring the wizard on 0225 706886 (Day time) 0225 763027 (Home). For more information or for a visit to the works.

PAYMENT—Access, Cheque, PO and Cash Post and Packing on components £1.50 over £20.00 £1.00. Please add VAT to total. Thank you John and Adrian the Sorcerers Apprentice.

S.E.M.

UNIT P, UNION MILLS, ISLE OF MAN
Telephone: (0624) 851277



S.E.M. QRM ELIMINATOR

Do you suffer from local interference? The answer is probably yes. If you would your receiver into the country you would be amazed how quiet your reception would be. The noises you hear on the H.F. bands are produced by local electrical equipment.

This completely new idea, developed by S.E.M. can provide the complete removal of any of these problems. You don't even have to know what or where the source is. It can be your own computer next to your receiver or r.f. welding equipment in a factory several miles away.

The QRM Eliminator connects in your aerial lead (you can transmit through it) it requires an auxiliary aerial (this can be ANY other aerial e.g. a 2 metre one, or a few metres of wire, because wide band amplifiers are used to boost the level of the QRM). Your unwelcome signal will arrive at the two aenals slightly out of phase and by adjusting the phase of the signal from the auxiliary aerial with the Eliminator controls, you can completely remove it BEFORE IT ARRIVES AT YOUR RECEIVER. Forget all the inadequacies of noise blankers, this is a new, different, concept. Sceptical? As W4CXH in Florida says "The mains noise is S 7 and you are coming through 5 and 4." Practical Wireless review says "Does it work? Yes it does". Other comments "A remarkable achievement", "It works like magic", "It even eliminates rain static" and comments about being able to operate again after years of enforced inactivity because of some local problem not previously curable or even traced, are many.

Size: 6" x 2" x 3" deep. Sockets SO239s. Supply 12 V (10-14) 30 mA. Frequency range 500KHz - 60 MHz continuous. May be transmitted through.

Price: £69.50 including VAT and delivery.

ALTRON COMMUNICATION EQUIPMENT

ALWAYS CHOSEN BY PROFESSIONALS
AND DISCERNING RADIO AMATEURS.

COMPACT LATTICE TOWERS
SLIMLINE TUBULAR MASTS

Telescopic—Tiltover, Fixed—Mobile from 3M to 60M. Over 50 Models, suitable for a wide range of civil and military applications such as:

- Radio Communications
- Amateur Radio
- CCTV and Surveillance
- Meteorological Monitoring
- Aero & Marine Nav Aids
- Flood Lighting etc.

Purpose designed using 4-5m and 3m section modules for low retracted heights and cost effective shipping. Engineered to B.S.I. standards and hot dip galvanized to BS729 for protection. Wind loads are based on BS CP3 CHAP V PT 2 1972 for wind speeds up to 100mph/160kph. (BS8100)

ANTENNAS

AQ6-20 "SPACE SAVER" THE COMPACT 4 BANDER THAT IS DIFFERENT. 2, 3 OR 4 ELEMENTS 6, 10, 15 AND 20M.

Unique Fully Sealed Coils.

Hi'Q—Close Coupled capacity hat loaded Yagi with optimized performance. Ideal for small spaces. Send for full Spec. sheet. NOW!

QUALITY

RELIABILITY

KNOW HOW

WE DESIGN—WE MAKE—WE SELL—DIRECT.

At manufacturers prices—you get best value.

European Distributor

Classic International

Roermond (NL) 04750-27390

SEND S.A.E. FOR FURTHER DETAILS
AND PRICES OF ALTRON PRODUCTS.

H.P. TERMS

ALLWELD ENGINEERING

Factory 6, 232 Selsdon Road,
South Croydon, Surrey, CR2 6PL.
Tel: 01-680 2995 (24 hr) 01-681 6734



GAREX ELECTRONICS

WEATHER SATELLITE SYSTEMS

★ NEW ★ NEW ★ NEW ★ NEW ★ NEW ★ NEW ★

SPECTACULAR NEW ATARI ANIMATED SYSTEM

Garex are proud to announce that they have been appointed sole UK dealer for this incredible new Timestep product. Following on from Timestep's phenomenal success in the education market a special low cost Atari ST version of their animation system is now available. Simply plug in your existing receiver to view amazing pictures. For the ultimate, add a Meteosat receiver for unbelievably smooth 15 frame animation that is completely automatic once set up. Just watch the clouds roll by! New pictures are added twice an hour if required, the oldest being discarded automatically. This sophisticated package will run on any Atari ST1040 and compatible colour monitor, comes complete with all software and colour-keyed Atari interface unit. **£299.00**
Optional 16 grey scale adaptor for colour monitor **£24.95**

For those who would like a one-stop-shop, we offer the complete package of a ready-to-run system: Meteosat Dish & Receiver, Atari Interface Unit, Grey Scale Adaptor, 14" Colour Monitor, Atari ST1040 Computer, Software (including Demo-disc) AND, OF COURSE, ALL PLUGS AND CABLES.
On your doorstep **£1,695.00**

COMPACT FRAME STORE SYSTEM

The basic MICROWAVE METEOSAT system, no complications, a complete plug in and go package requires no computer, no software, and can be up and running, including dish alignment within 10 minutes. Nothing more to buy: Dish, Microwave Receiver, Frame Store, 12" B/W Monitor AND ALL PLUGS AND CABLES. Designed by Timestep, supplied by Garex. **£995.95**

137MHz VHF SATELLITE ACCESSORIES

137MHz Active Antenna + 35m cable **£74.75**
137MHz 10 channel Receiver **£155.25**
SAE for full details and prices of other 'separates'

GAREX VHF RECEIVERS

The celebrated Timothy Edwards designs now owned & manufactured by GAREX.

- ★ A simple but versatile design capable of covering spot frequencies in the range 25-200MHz.
- ★ Excellent sensitivity (typically better than 0.4µV for 12dB SINAD).
- ★ Double superhet (10.7MHz and 455kHz IFs).
- ★ Choice of IF bandwidths from "W-SAT" to "12.5kHz" PMR standards.
- ★ The basic receiver is single channel crystal controlled.
- ★ Multichannel option.
- ★ 2 watt audio output stage having a low quiescent current.
- ★ Size: 153 × 33 × 13mm. ★ Requires 10-14V DC supply.

PRICES Stock Versions: (fully assembled, aligned & tested boards) 6m, 4m, 2m & Weather Sat. **£49.95**

Complete cased versions & special options: details & prices on request. Crystals can be supplied if required; most popular 2 metre frequencies and the currently active Weather satellites are readily available. Crystal prices on request.

★ Mains power supply module: **£15.50**

GAREX VHF PREAMPLIFIERS

- ★ Compact size: 34 × 9 × 15mm
 - ★ Up to 26dB gain
 - ★ Can be made for any frequency in the range 40-200MHz
 - ★ 3dB bandwidth ±3MHz (at 145MHz)
 - ★ Uses BF981 (0.7dB NF at 200MHz)
 - ★ Input & output impedance 50 ohms
 - ★ 1dB compression: +10dBm
 - ★ Saturated output: +15dBm
 - ★ Supply voltage 8-17V DC at 5-10mA
- Stock Versions: (fully assembled, aligned & tested boards) 6m, 4m, 2m, & Weather Sat. **£11.45**
Other versions: prices & details on request.

★ HIGH PERFORMANCE ★ 2 metre PRE-AMPLIFIER

- ★ 3 Band-pass stages for improved selectivity.
 - ★ 16dB gain with 1dB NF. ★ Switches 35 watts.
 - ★ RF switched (fail-safe action): gas-filled relays.
- Assembled, tested **£42.50**
Boxed Version **£49.95**
Gas-filled Relays as used in pre-amp: **£4.95**

MAINS DISTRIBUTORS FOR REVCO ELECTRONICS LTD.

Prices include UK P&P and 15% VAT
Ask for details of our Interest Free Credit

GAREX ELECTRONICS

HARROW HOUSE, AKEMAN STREET, TRING HP23 6AA

TEL: TRING (044282) 8580

and CHEDDINGTON (0296) 668684

Callers by appointment only



Mode "B" again from MA 150 to MA 250. Transponders Off from MA 240 to MA 003.

In early March further magnetorquing will be needed to adjust the satellite position to allow for the changing sun-angle, and additional long eclipse periods occur, meaning a further operational change in order to maintain the power regulation at optimum. From March 13 until May 3 the transponder schedule will be:

Mode "B" from Mean Anomaly 100 to Mean Anomaly 150.

Mode "JL" from Mean Anomaly 150 to Mean Anomaly 210.

Mode "B" again from Mean Anomaly 210 to Mean Anomaly 0.

All transponders off from Mean Anomaly 0 to MA 100.

For those that need a good read on understanding the complexity of the whole system, the *OSCAR-13 Handbook* is now available from AMSAT-UK, s.a.s.e. to AMSAT-UK, 94 Herongate Road, Wanstead Park, London E12 5EQ please for details.

OSCAR-12

"Fuji" is back on again, within the limits of its slowly ailing battery and solar cell power production, and the short-term op-

erational schedule is regularly updated on the various AMSAT nets. **Heinz Hildebrand DL1CF** reports that in a week using "JA" mode he only worked G4CUO, with zero activity most of the time. On "JD" mode, things have been much more active. **Dave Rowan G4CUO** reports that one can clearly hear an intermodulation product of the beacon on 435.843-845MHz under low conditions. FO-12 is indeed a most sensitive satellite and when devoid of users, re-transmits and exposes many of the f.m. simplex stations trespassing in the 145MHz space band. HB9RHV plans to be on from San Marino over Easter with the callsign T77T, possibly OSCAR-10 and 13 also.

RS-10/11

Despite the problems being caused by large numbers of f.m. intruders in the downlink passband during daylight passes (added to by the high degree of downlink E and F layer attenuation, the often split and multi-Doppler affected downlink when the satellite is in the northern auroral region), RS-11 is supporting many QSOs as well as ever, with RS-11 still in reserve. Sunspot

numbers of up to 195 have already arisen, plus many auroral events, and are expected to rise to a peak about next February, with a split cycle in store.

AMSAT-UK Computer Software

AMSAT-UK now have in stock 2000 copies of the new software catalogue available to anyone who requests same by radio, post, telephone, FAX or PRESTEL. The programs available cover many types of computer and all sorts of space tracking requirements. Also available is a listing of many other items useful to the satellite enthusiast. The proceeds resulting from the sale of these go toward supporting the amateur radio satellite programme, to which AMSAT-UK has contributed considerable sums in the past year. £10 000 went to fly the launch team and OSCAR-13 satellite to the launch site, £5000 to securing the Phase III-D launch as a "down payment", £25 000 toward funding the AMSAT-UK transponder on the UoSAT-Delta launch, as well as a donation of DCE equipment to RS3A in Moscow.

**The next three deadlines are
Feb 27, Mar 29 and Apr 26**

Propagation

Reports to Ron Ham
Faraday, Greyfriars, Storrington, West Sussex R20 4HE.

Using the Radio Telescope

Although I updated the equipment in October 1978 (Microwave Modules converter and Yaesu FRG-7 receiver as i.f. amplifier) and moved the observational frequency to a clear spot around 146MHz, this made no difference to the results. During 1979, a multitude of individual bursts of solar radio noise appeared on the recording charts. In addition, continuous noise storms were recorded on Jan 11, 12, 19 and 23, Feb 12, 17-21 and 23, Mar 30, Apr 3, 5 and 24, May 1, June 1-3, 9-14, 20, 25 and 30, July 4 and 15, Aug 16-18, 20 and 22, Sept 5, 9 and 30, Oct 1, 4-6, 9-14, 27 and 29 and Nov 8-10.

Aurora was reported at 1800 on Jan 4 and around 1915 on the 7th. An ionospheric disturbance was announced by the BBC's World Service around 0630 on the 6th. While the noise storm was in progress on Feb 12, I heard a burst at 0915 on 50MHz and **Cmdr Henry Hatfield** (Sevenoaks) had positive results on his newly installed solar equipment at 1296MHz during the afternoon. At 1309 on the 23rd a burst swept from 28-146MHz. In March a sudden ionospheric disturbance (s.i.d.) occurred between 1035 and 1143 on the 9th when solar noise was recorded at 60 and 136MHz, aurora manifested from 2200 to midnight on the 10th, h.f. blackouts were logged on the 23rd and 30th and World Service reported an ionospheric disturbance at 0300 on the 29th. The noise storm on March 30 was mainly between 28 and 30MHz.

Aurora at 0100 on April 4 followed the noise storm on the 3rd when Henry counted 35 sunspots and saw an arched filament about a quarter of the sun's diameter. Solar bursts were heard at 50 and 70MHz during the noise storm from June 9 to 13 and Henry logged a slight increase in noise level at 1296MHz while the storm was in progress at 146MHz on July 4. Aurora was reported on August 13 and 29, a s.i.d. occurred on the 18th and

World Service announced an ionospheric disturbance on the 21st. Henry saw a flare on the east-limb and a group of 7 spots just past central meridian on the 14th and a bright spray, followed by an eruptive prominence, on the 15th. He logged bursts at 28 and 1296MHz on the 14th and solar noise between 50 and 60MHz was reported at 1715 on the 29th.

A bright loop prominence, seen by Henry, could have accounted for the s.i.d. and noise storm on September 14. I heard bursts at 50MHz during the storm on October 12 and the fact that Henry observed "too many sunspots to count in many groups spread across the sun" was no doubt the reason for the storm between November 8 and 10.

During 1980, I recorded continuous noise storms on Jan 28, Feb 1-5 and 9-14, Mar 30, Apr 3-11 and 22, May 3-6 and 24-29, June 5 and 9, July 17, 18 and 20, Sept 14, Oct 9, 14, 16 and 24, Nov 1, 2, 13, 27 and 28 and Dec 15, 16 and 23-27.

Aurora was observed by its effect on terrestrial radio signals between 1500 and 2100 on Jan 27 and ionospheric disturbances were reported by World Service over the period 27 to 30. Henry Hatfield logged solar noise at 1296MHz during the

storm on Feb 2 and 3 and bursts of noise were heard at 50MHz while the storm was in progress on Feb 10, 12 and 13. An h.f. blackout took place when the solar noise was "off scale" on Apr 7 and very large bursts manifested at 50MHz at 1823 on the 11th and on 28MHz at 1244 on the 28th.

Ionospheric disturbances were reported by World Service on Oct 5 and 12 and Henry logged solar bursts around 210MHz on days 1, 14, 22, 23, 25 and 30 and again during the storm on November 1, 2, and 3. At 1124 on October 9, Henry, using his spectrohelioscope, saw a triple flare inside a 6 spot group and, 16 minutes later, he began to record radio noise at 136MHz. Faint aurora was reported from an observer in Scotland on November 19 and 23 and a larger event was tracked by tone-A radio signals at 1900 on December 19. The latter was followed by an ionospheric disturbance, reported by World Service, on the 20th. The radio noise from the sun was really severe with the recording pen off scale on the 26th. But now we must consider the happenings toward the end of 1988.

Solar

"The monthly mean sunspot number for November was 125.6 with a high of 220 on the 15th and a low of 72 on the 26th," wrote **Neil Clarke GOCAS** (Ferrybridge). He reports that the mean solar flux was 157 units. Details of the daily fluctuations can be seen on Neil's computer print out, Fig. 1. From their respective observatories in Bristol and Selsey **Ted Waring** counted 16 sunspots on December 11 and 40 on the 19th and **Patrick Moore** made a drawing, Fig. 2, of the sunspots as he saw them at 1340 on the 19th.

With his spectrohelioscope, Henry Hatfield observed 2 sunspot groups, 17 filaments and 6 quiescent prominences on

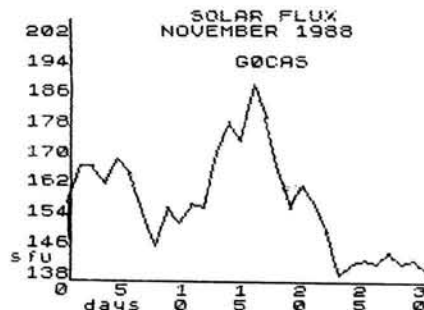


Fig. 1

November 27; 4g, 16f and 5 qps on December 5; 3g 15f 7 qps and a detached wispy prominence over the west limb on the 7th; 3g, 20f 6 qps on the 10th; 3g, 18f, 9 qps and a very black narrow filament on the 12th and 5g, 13f, 9 qps and the remains of two flares on the 19th. His observations were hampered by cloud on the 6th and 17th. Henry also recorded a variety of individual bursts of solar radio noise at 136MHz on December 7, 9, 10, 14 and 17 and varying degrees of continuous noise on November 29, December 2, 5, 7, 11, 13 and 19. Details of Henry's spectrohelioscope are the subject of a well illustrated, 9-page article, reporting his Presidential Address, in the December 1988 issue of the Journal of the British Astronomical Association.

Magnetic

"From the first to the 17th the Ap index ranged between 9 and 25, which are basically unsettled conditions. From the 18th to 25th it fell to quiet and to very quiet, with a low of 3 on the 20th. On the 26th, it became unsettled again and on the 30th it turned stormy," wrote Neil Clarke.

Ron Livesey (Edinburgh) using his "jam-jar" magnetometer detected storm conditions on November 2, 4, 12, 13, 15, 18, 23, 24 and 26. At Wishaw Doug Smille, using his Hall effect magnetometer, logged "magnetic pulse" on days 7, 12 and 13, "short storm" on the 8th and 15th, "mid-day storm" on days 19, 23 and 25, "evening storms" on the 17th and 18th and "storms in 4 phases" on the 30th.

The automatic recording magnetometer used by Karl Cooper detected "very unsettled conditions" on November 2, 3 and 26.

Aurora

Ron Livesey is the Auroral Co-ordinator for the British Astronomical Association and he received reports of radio aurorae from Doug Smille and Shetland Sumburgh Airport on November 2, 5, 7, 8, 9, 10, 11 and 30.

Auroral displays were seen overnight on November 1/2 (Maximum activity "quiet arc"), 2/3 ("Coronal rays"), 3/4, 10/11 and 11/12 ("active rays"), 8/9 ("quiet rays"), 12/13 ("rays") and 13/14 ("glow"). "The aurora of November 2/3 was spectacular for its shortness," said Ron in his report to the BAA and continued, "At about 1833UTC there was a 'flash' aurora lasting about 10 seconds which was observed all over Scotland. After some quiet activity the aurora rebuilt itself at 1900 and continued to 1945."

Ron's words rang a very strong bell with me when I received a letter from **Tim Jones** (Chiddingfold) saying that, around 0300 on October 27, from Wimbledon, "an arc of white light" was seen illuminating the whole sky. It lasted between 5 and 10 seconds and covered about 1/3 of the sky in length. Was this an auroral arc or beam seen down here in the south? We know that many auroral events are associated with sunspots and that particles from sunspot activity can take between 20 and 40 hours to reach earth therefore we must look at the state of the sun prior to Tim's report. On the 24th, Henry observed 1 group of 30-40 spots, 20 filaments and 7 quiescent prominences and by the 29th there were 4 groups on the sun's disc containing 10, 3, 3 and 4 spots, plus 10f and 2 qps. That large group was also drawn by Patrick Moore at 0925 on the 24th, Fig. 3.




Fig. 2




Fig. 3

Beacon	November 88										December 88															
	26	27	28	29	30	1	2	3	4	5	6	7	8	9	10	11	12	13	14	15	16	17	18	19	20	21
AK2RGY	X																									
QF0AAB	X	X	X	X	X	X	X	X	X	X	X	X	X	X	X	X	X	X	X	X	X	X	X	X	X	X
QF6AL																										
QLO1GI	X	X	X	X	X	X	X	X	X	X	X	X	X	X	X	X	X	X	X	X	X	X	X	X	X	X
EAGHR																										
EAGAV																										
EARGCM	X					X	X	X	X	X	X	X	X	X	X	X	X	X	X	X	X	X	X	X	X	X
EATRCG																										
IY4M	X	X	X	X	X	X	X	X	X	X	X	X	X	X	X	X	X	X	X	X	X	X	X	X	X	X
KBAUPI	X	X	X	X	X	X	X	X	X	X	X	X	X	X	X	X	X	X	X	X	X	X	X	X	X	X
KC4DFC																										
KD4EC	X	X	X	X	X	X	X	X	X	X	X	X	X	X	X	X	X	X	X	X	X	X	X	X	X	X
KE2DI	X	X	X	X	X	X	X	X	X	X	X	X	X	X	X	X	X	X	X	X	X	X	X	X	X	X
KE4MS																										
KI4PJ	X																									
KI4X																										
LA5TEN																										
LW4UG	X	X																								
LW4XS	X																									
QK0EG																										
QH2TEN	X	X	X	X	X	X	X	X	X	X	X	X	X	X	X	X	X	X	X	X	X	X	X	X	X	X
PT2VIT																										
PY2AMI	X	X	X	X	X	X	X	X	X	X	X	X	X	X	X	X	X	X	X	X	X	X	X	X	X	X
VE1MUF	X	X	X	X	X	X	X	X	X	X	X	X	X	X	X	X	X	X	X	X	X	X	X	X	X	X
VE2HOT	X	X	X	X	X	X	X	X	X	X	X	X	X	X	X	X	X	X	X	X	X	X	X	X	X	X
VE3TEN	X	X	X	X	X	X	X	X	X	X	X	X	X	X	X	X	X	X	X	X	X	X	X	X	X	X
VK4RTL																										
VK5WI	X	X	X	X	X	X	X	X	X	X	X	X	X	X	X	X	X	X	X	X	X	X	X	X	X	X
VK6RWA	X	X	X	X	X	X	X	X	X	X	X	X	X	X	X	X	X	X	X	X	X	X	X	X	X	X
VP8ADE	X	X	X	X	X	X	X	X	X	X	X	X	X	X	X	X	X	X	X	X	X	X	X	X	X	X
VP9BA	X	X	X	X	X	X	X	X	X	X	X	X	X	X	X	X	X	X	X	X	X	X	X	X	X	X
WA4DTS	X	X	X	X	X	X	X	X	X	X	X	X	X	X	X	X	X	X	X	X	X	X	X	X	X	X
WB4THS																										
W08E	X	X	X	X	X	X	X	X	X	X	X	X	X	X	X	X	X	X	X	X	X	X	X	X	X	X
W0VD	X	X	X	X	X	X	X	X	X	X	X	X	X	X	X	X	X	X	X	X	X	X	X	X	X	X
WZ7PI																										
W9UXO	X	X	X	X	X	X	X	X	X	X	X	X	X	X	X	X	X	X	X	X	X	X	X	X	X	X
Z08HF	X	X	X	X	X	X	X	X	X	X	X	X	X	X	X	X	X	X	X	X	X	X	X	X	X	X
Z12MHF	X																									
Z51LA	X	X	X	X	X	X	X	X	X	X	X	X	X	X	X	X	X	X	X	X	X	X	X	X	X	X
Z55VHF	X	X																								
Z56PW	X	X	X	X	X	X	X	X	X	X	X	X	X	X	X	X	X	X	X	X	X	X	X	X	X	X
Z21ANB	X	X	X	X	X	X	X	X	X	X	X	X	X	X	X	X	X	X	X	X	X	X	X	X	X	X
5B4CY	X	X	X	X	X	X	X	X	X	X	X	X	X	X	X	X	X	X	X	X	X	X	X	X	X	X

Fig. 4

The 28MHz Band

In Bransgore, **John Levesley G0HJL**, received signals from a number of stations in the USSR on November 26; Europe, Scandinavia, USA and USSR (including W1 on f.m.) on December 8, 10 and 11; South America and the USSR on the 9th and across the globe from the USA, via Scandinavia, through Europe to the Middle East and on to India and Japan on the 17th.

Propagation Beacons

First my thanks are due to **Chris van den Berg** (The Hague), **Mark Appleby G4XII** (Scarborough), **John Coulter** (Winchester), **Vaclav Dosoudil OK2PXJ** (Kvasice), **Don Hodgkinson G0E2L** (Hanworth), **Henry Hatfield, Ken Lander** (Harlow), **John Levesley, Greg Lovelock G3III** (Shipston-on-Stour), **Ted Owen** (Maldon), **Brian Mulleady GM1PVG** (Falkirk), **Fred Pal-**

AERIAL TECHNIQUES

AUTOMATIC ANTENNA ROTATOR AR300XL



This rotator is ideal for DXing, Amateur and domestic use to turn your aerial for reception of alternative ITV regions. The system comprises of two major components, the automatic control console and the rotator head unit. The additional support bearing may be fitted if larger multiple aeriels are to be erected. The attractively styled Control Console features continuous indication of beam heading, showing the aeriels position at all times. The rotator support mast can be up to 2" in diameter, stub rotation mast is 1 1/2" in diameter. The rotator uses 3 core cable.

We carry a large range of aerial equipment, together with filters, amplifiers, cables, masts and supporting hardware, all featured in our 22 page illustrated Catalogue at 75p, why not send for your copy today.

STOP PRESS Reconditioned Labgear Upconverters converts VHF to UHF (Mains Powered) with built-in Pre-amp and Gain Control. Ideal for DXing £25.00

£39.95 (Additional Support Bearing £17) (Inclusive of VAT & carriage)

11, KENT ROAD, PARKSTONE, POOLE, DORSET BH12 2EH
Tel: 0202 738232

MAKE YOUR INTERESTS PAY!

More than 8 million students throughout the world have found it worth their while! An ICS home-study course can help you get a better job, make more money and have more fun out of life! ICS has over 90 years experience in home-study courses and is the largest correspondence school in the world. You learn at your own pace, when and where you WANT under the guidance of expert, personal tutors. Find out how we can help YOU. Post or phone today for your FREE INFORMATION PACK on the course of your choice. (Tick one box only!)

Electronics	<input type="checkbox"/>	Radio, Audio and TV Servicing	<input type="checkbox"/>
Basic Electronic Engineering (City & Guilds)	<input type="checkbox"/>	Radio Amateur Licence Exam (City & Guilds)	<input type="checkbox"/>
Electrical Engineering	<input type="checkbox"/>	Car Mechanics	<input type="checkbox"/>
Electrical Contracting/Installation	<input type="checkbox"/>	Computer Programming	<input type="checkbox"/>
GCE over 40 'O' and 'A' level subjects		<input type="checkbox"/>	



Name _____ P Code _____
Address _____
International Correspondence Schools Dept EES 39, 312/314 High St., Sutton, Surrey SM1 1PR. Tel: 01-643 9568 or 041-221 2926 (24hrs)

LOSING DX?

ANTENNA TUNER, for outside or **INDOOR ANTENNAS**, end-fed LONG WIRES or dipoles, **BOOST DX** and reduce interference 100KHz-30MHz in 6 overlapping ranges, **IDEAL** for FRG770 etc or 10W tx, **ALSO** connect voltmeter for free wavemeter etc, **only £31.30**, hear **WEAK DX**.

V.L.F.? EXPLORE 10-150KHz, **Receiver £28.20**.

ANTENNA NOISE BRIDGE, measure antenna **RESONANCE** 1-160MHz and **RADIATION RESISTANCE** 2-1000 ohms, find where it is 50 ohms, **only £27.90**, get **MORE DX**.

Each fun-to-build kit (ready-made to order) includes all parts, case, pre-wound coils, pcbs are fibre glass, instructions, by-return postage etc. and list of other kits.

CAMBRIDGE KITS

45 (PO) Old School Lane, Milton, Cambridge.

VALVES

		*High Quality		Prices correct as when going to press but may fluctuate. 15% VAT incl.					
		**Very High Quality							
A1065	1.80	EF89	0.80	EY81	1.10	PF1200*	2.80	UCC84	0.85
A223	7.00	EC52	0.65	EY86/87	0.75	PL36	1.60	UCC85	0.70
A2900	12.75	EC31	4.80	EY88	0.65	PL81	1.30	UCH42	2.50
AR6	1.15	EC32	1.85	EY95	1.90	PL82	0.70	UCH81	0.75
ARP3	1.15	EC81	1.25	EY96	0.80	PL83	0.90	UCH82	1.60
ARP35	1.15	EC82	0.95	EZ30	0.80	PL84	0.90	UF41	1.85
ATP4	0.50	EC83	1.10	EF183	0.75	PL504	1.25	UF80	1.80
B12H	6.30	EC84	0.80	EF184	0.75	PL508	2.00	UF85	1.45
CY31	2.40	EC85	0.75	EF182	0.75	PL509	5.65	UL84	1.50
DAF70	1.75	EC88	1.10	EF1200	1.85	GZ32	2.80	PL519	5.85
DAF96	0.90	EC189	1.20	EH90	0.85	GZ33	4.20	PL802SE	3.45
DET22	32.80	EC384	0.85	EL32	0.85	GZ34	2.45	PR80	0.70
DF32	0.65	ECF80	1.25	EL34	3.25	GZ34*	6.70	PR81/800	0.85
DF96	1.15	ECF82	1.15	EL34*	6.75	GZ37	3.95	PR82	0.75
DH16	1.15	ECF82	1.80	EL82	1.80	KT77**	14.00	PR88	0.60
DL82	1.45	ECF82	1.45	EL84	1.35	KT88**	25.00	PR88	0.60
DM86/87	0.65	ECF84	0.90	EL86	1.45	ML4	3.20	PR88	0.60
DY802	0.70	ECF80	0.65	EL80	1.75	ML4	3.20	PR88	0.60
E92CC	2.80	EL82	0.75	EL91	6.50	ML8	3.20	PR88	0.60
E180CC	11.50	EL85	0.75	EL95	1.80	MX120/01	25.50	PR88	0.60
E1148	0.75	EL86	1.10	EL504	2.70	N78	9.90	PR88	0.60
EA76	1.60	EP9	3.50	EL519	7.70	OB2	1.80	PR88	0.60
EB34	1.15	EP22	3.50	EL821	8.05	OC182	0.95	PR88	0.60
EB34	1.15	EP22A	2.15	EL821	8.05	OC184	0.85	PR88	0.60
EB31	0.60	EP39	1.10	EL822	9.95	OC186	0.80	PR88	0.60
EB33	2.20	EP80	0.85	EL805E	4.50	OC186	0.80	PR88	0.60
EB30	0.90	EP83	3.90	EM80	1.35	PCL805/85	0.95	PR88	0.60
EB31	0.90	EP85	0.90	EM87	3.00	PD500/510	4.30	PR88	0.60
EB80	0.95	EP86	1.45	EY151	6.90	PF1200	1.10	PR88	0.60

VALVES AND TRANSISTORS Telephone enquiries for valves, transistors, etc. Retail 749 3934, trade and export 743 0899. POSTAGE: £1-£2 85p; £3-£5 85p; £5-£10 £1; £10-£15 £1.20; £15-£20 £1.75; Over £20 £2.30. Over 2kg at cost. Delivery by return.

COLOMOR (ELECTRONICS) LTD 170 Goldhawk Rd, London W12 8HJ
Tel: 01-743 0899 Fax 01-749 3934. Open Monday to Friday 9 a.m.-5.30 p.m.

ICOM

Count on us!

IC-290D/490E Mobiles

These SSB, CW, FM transceivers are ideal for mobile or base station operation. The IC-290D for 2 metres produces 25 watts/5 watts low power. The IC-490E for 70 centimetres produces 10 watts/1 watt low power. Both transceivers have a range of operating features, these include 5 memory channels, dual V.F.O.'s and a priority channel to automatically check your most used frequency. Squelch on FM and SSB to allow silent scanning whilst searching for signals, slow or fast AGC for SSB and CW and a noise blanker to suppress pulse type QRM. Sidetone is provided on CW. Memory and full or



programmable band scan with internal switches to stop on busy or empty channels. Programmable offsets are included for odd frequency splits. For further information regarding the IC-290D/490E please contact your authorised ICOM dealer or contact us direct.

Credit facilities available



icom (UK) Ltd
Unit 8/9 Sea Street Industrial Estate, Herne Bay, Kent CT6 8LD. Telephone: (0227) 369464.

Open: 9-5.30, Lunch 1-2pm. Mondays to Saturdays.



lant G3RNM (Storrington), Ted Waring and Ern Warwick (Plymouth) for their beacon logs which enabled me to prepare the extensive chart seen in Fig. 4.

For their beacon observations, Brian Mulleady uses a Trio TS-120S and loft dipoles and Ted Owen uses a ground plane antenna.

Ken Lander and Greg Lovelock added "KE2DI/B FN12" (28.280MHz) and "EA7RCC PBOX 204 7 CORDOBA" (28.200) to their new beacons score and Greg reports hearing the Brazilian beacon PY2AMI on 24.9MHz on most days. Mark Appleby tells me that EA6AU nr Palma (28.230MHz) was S6 at 1000 on December 14 and that WB4JHS appears to have shifted frequency from 28.252 to 258. Don Hodgkinson added PT2UIT (28.225MHz) (Brasilia), running 5W to a ground-plane antenna, to his new beacon score on December 16. John Coulter logged "W7JPI AZ" (28.231MHz) on the 12th and a continuous signal, "Vs" then "TEST de DF6AL" (28.195MHz) on the 17th.

Between November 28 and December 14, Ern Warwick often heard the beacons DK0WCY on 10.144MHz, CT3B, OH2B, ZS6DN and 4X6TU on 14.100MHz and IK6BAK on 24.916MHz.

Tropospheric

The slightly rounded atmospheric pressure readings for the period November 26 to December 25, Fig. 5, were taken at noon and midnight from the Short and

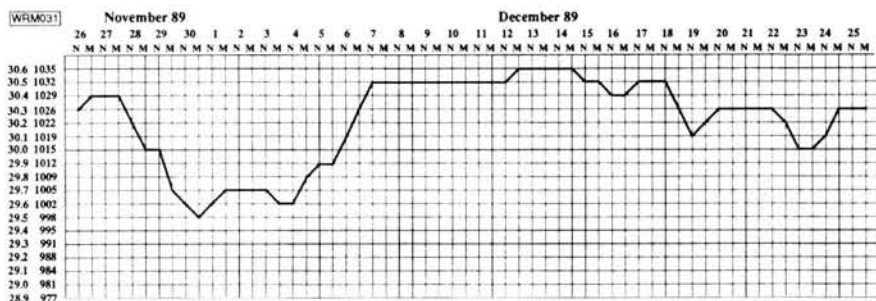


Fig. 5

Mason barograph installed at my home in Sussex. I have daily records, produced by this machine, covering the past 25 years and few have shown such predominately high pressure for corresponding periods.

In Maldon, Ted Owen's barometer peaked at 1039mb on December 4 and his low for the period was 995mb on November 30.

934MHz

My thanks to John Levesley (UK-627) for the results of the 934 Club UK's

National Contest, which shows up plenty of DX on this band in mid-October. The leaders in the Multiple Operator Home Base, Single Operator Home Base and Single Operator Mobile sections were South Devon Radio Club UK-1429, UK-717 (Felixstowe) and UK-1390 (South Downs) respectively. Longest contacts in each section were Brixham to Greater Manchester (467km), Felixstowe to Burnley (317km) and South Downs to Ripon (370km). The event produced 61 contacts over 80km, 35 over 161km and 74 over 240km.

**The next three deadlines are
Feb 27, Mar 29 and Apr 26**

Broadcast Round-up

Peter Shore

What an excellent few weeks it has been for short wave radio listeners throughout the world. The day after last month's column went to press, jamming of broadcasts from Radio Liberty in Russian and Soviet regional languages stopped, and transmissions by Radio Free Europe in everything but Czech and Bulgarian were also freed from deliberate harmful interference. Russian language programmes from Deutsche Welle and Kol Israel were similarly heard clearly for the first time, although Deutsche Welle's Dari and Pashto service to Afghanistan was still interfered with.

Then, later in December, the short wave bands became clearer still when RFE's Czech service was cleared. Jamming by Bulgaria of almost everything from Radio Tirana to Radio Free Europe continued until just before Christmas when "glasnost" permeated Sofia and all western broadcast to the Eastern Bloc could be heard interference-free.

This truly is a step forward, freeing vast areas of the bands from the noise which has infuriated listeners for decades, and will doubtless enable new catches to be made on frequencies previously made worthless by jamming, particularly as we approach the sunspot maximum. Let us hope that this state prevails for many, many years to come and that we never return to the madness of major jamming by the East. It should be noted that jamming still persists in some areas: Iran and Iraq, for example (Radio Australia on 6.035MHz in the evening here in Europe is unaided because of this), and clandestine stations in the Middle East and Asia continue to be affected, but clearly this is not of as much consequence as the widespread interfer-

ence in Europe which spilled out to the rest of the world, too.

Meanwhile, other news is that Radio Moscow is planning major changes on January 1, just a day or two after this column is written, so details are still somewhat sketchy. However, it is known that a new Russian language "World Service" is to be inaugurated (perhaps to replace the 5th Programme Domestic Service which is a composite service for "compatriots abroad") and new language services are to come on stream—details, where known, are included in the European news section.

Signals from the west have been booming in during the weeks around Christmas: it has been possible to hear Pacific stations fluttering over the Pole even on portable radio sets—New Zealand is proving to be a particularly easy catch at present.

Europe

Note: all times are UTC (=GMT)

We have caught up with a number of changes to Radio Tirana's schedule of external broadcasts. Currently English is heard:

- 0800 on 11.835 & 9.50MHz
- 1130 on 11.855 & 9.48MHz
- 1400 on 11.975 & 9.50MHz
- 1530 on 9.48MHz
- 1830 on 9.48, 7.12 & 1.395MHz
- 2230 on 7.215 & 1.395MHz

All broadcasts are 30 minutes long. The domestic service on short wave continues to be heard on 5.057MHz between 0300 and 2200.

Programmes in English from Radio Sofia are heard:

- 0800 on 11.72 & 9.70MHz
- 1530 on 15.31, 11.735 & 9.74MHz
- 1830 on 15.31, 11.735 & 9.74MHz

- 1930 on 11.72, 9.70 & 6.07MHz
- 2130 on 11.72, 9.70 & 7.115MHz
- 2230 on 11.72 & 9.70MHz

Radio Finland was reduced to music programmes for a couple of weeks during December when a strike by Finnish journalists crippled the country's broadcasting. As a result, BBC World Service, which has a number of bulletins carried on local f.m. stations in Finland, boosted its audience at a single stroke!

- English from Helsinki is currently:
 - 0515-0530 on 11.715, 9.635, 6.12MHz, 963, 558 and 254kHz
 - 0730-0755 on 11.755, 9.56, 6.12MHz, 963, 558 and 254kHz
 - 0900-0925 on 21.55 & 17.795MHz
 - 0930-0955 on 15.245 & 11.855MHz
 - 1200-1255, 1300-1355, 1400-1425 on 15.40 & 11.945MHz
 - 1505-1530 on 15.185, 11.85 & 9.64MHz

1930-1945 on 11.755, 9.53, 6.12MHz, 963, 558, 254kHz and at 2200.

Greece uses 17.56MHz at 1200 in parallel with 15.63 and 11.645MHz and has news in English at 1235 or thereabouts.

Radio Portugal which now boasts new studios is still difficult to hear as the station seems reluctant to choose a frequency clear from interference. English is still broadcast to Europe at 2000 on 11.74MHz, with an African Service at 1900 on 15.25 and 11.82MHz. The Middle East and Asia gets English at 1600 on 15.21MHz and the Americas at 0200 on 11.84, 9.705, 9.68 and 9.60MHz. All broadcasts are weekdays only.

Radio Sweden has moved to 9.565MHz for the 1200-1400 transmission span from 15.19MHz, and includes English at 1230.

Practical Wireless, March 1989

The Soviet Union will introduce its new Russian service on January 1, and beam to Europe at 2100, 0400, 1000, 1400, 1800 and 2000 with all broadcasts one hour long except at 1000 which will run until 1200. Precise frequencies are not known, as announcements have only referred to metre bands, and are more than likely wrong! More details next month.

A new broadcast in English from Radio Station Peace and Progress, the "Voice of Soviet public opinion" will be heard at 2100-2130 on 263kHz long wave from January 1, and the 1530 broadcast in German will be heard on 1.323MHz medium wave from the same date. It is a matter for conjecture as to why Moscow should have inaugurated this rather dated Peace and Progress for Europe during 1989 . . .

Africa and the Middle East

Morocco finally changed its long wave frequency during December—ten months late! Rabat now uses 207kHz ex 209, bringing it in line with the rest of Europe and the European long wave plan.

Radio RSA is heard in English at 1500 on 25.79, 21.59, 21.535 and 11.925MHz.

Radio Kuwait carries English between 0500 and 0800 on 15.345MHz and in the evening from 1800 until 2100 on 11.675MHz.

The Voice of Turkey in English is on the air at 1330 to Asia on 15.255MHz and to Europe at 2100 until 2150 on 7.215MHz.

Asia and the Pacific

Radio Australia has been testing on 15.14MHz from 1430 until 1800 in English with fair to poor reception in the UK. Meanwhile, with good conditions lately, the Tok Pisin service which is on the air between 0800 and 1100 is heard with fair reception on 6.08 and 5.995MHz from time to time. New Zealand is heard well from sign on at 0900 until 1115 close-down on 9.85MHz, with less good reception on parallel 11.78MHz. It was most interesting to hear carols on Christmas Day from Radio New Zealand, using just a pocket sized Sony receiver—even the family was quite amazed!

Radio Pakistan is now using the 21 metre band for a number of language transmissions, including at 1115 Hindi on 13.665MHz. English at 1600 to the Middle East and Africa is heard on 17.80, 15.135, 13.675, 11.615, 9.775 and 9.475MHz and to Europe from just after 1715 on 15.27 and 11.57MHz.

The Sri Lanka Broadcasting Corporation is audible at weekends on 11.80MHz with English at 1845 when Radio Portugal does

not use this channel, and Trans World Radio in the island is heard between 1200 and 1330 on 11.83 and weakly on 5.99MHz.

The Voice of Vietnam has reverted to 12.02MHz from 15.01 for its services, which include English at 1330, 1600, 1800, 1900, 2030, 2230 and 2330.

Far Eastern services from the Soviet Union are audible in the morning now, with Vladivostok heard on 9.905MHz u.s.b. with Radio Station Pacific Ocean at 0815, and the local Moscow First programme on 7.290MHz u.s.b. from around 0700—all in Russian, naturally enough.

The Americas

Brazil carries English on Radiobras at 1800 on 15.265MHz.

Bogota may be heard on 4.755 and 9.51MHz with the Caracol radio station, which seems to be on the air for most of the day on short wave.

WHRI from the USA is on the air at 0600 on 9.495 and 6.10MHz and from 1600 on 13.76MHz.

Any reports for Broadcast Round-Up should be sent to the PW offices

SUBSCRIPTION OFFER

One Year — £15.50
Three Years — £40.00

Wherever you live, a Postal Subscription will ensure that you receive your copies of PRACTICAL WIRELESS and/or SHORT WAVE MAGAZINE regularly, through your own letterbox, before it gets onto your newsagent's shelf. Order a Joint Subscription and you will qualify for the Special Discount.

Fill in the Order Form below and post it to: PW Publishing Ltd., FREEPOST, Subscriptions Dept., Enefco House, The Quay, Poole, Dorset BH15 1PP (no stamp required). Credit Card Orders taken on (0202) 678558.

Overseas subscriptions outside Europe are now despatched by Accelerated Surface Post for faster delivery.

Please indicate the type of subscription required:



- Special Joint Subscription
- | | | |
|--|--|--|
| <input type="checkbox"/> See above (UK) | <input type="checkbox"/> £17.00 (UK) | <input type="checkbox"/> £28.00 (UK) |
| <input type="checkbox"/> £18.00 (Europe) | <input type="checkbox"/> £19.00 (Overseas) | <input type="checkbox"/> £32.00 (Overseas) |
| <input type="checkbox"/> £19.00 (Overseas) | (Prices correct at November 1988) | |

To commence with issue dated

To: PW Publishing Ltd., FREEPOST, Subscriptions Dept., Enefco House, The Quay, Poole, Dorset BH15 1PP (no stamp required).

Name

Address


I enclose cheque/PO (Payable to PW Publishing Ltd) £

Charge to my Access/Visa Card the amount of £

Card No.

VISA Valid from

Signature



SMALL ADS

The prepaid rate for classified advertisements is 42 pence per word (minimum 12 words), box number 60p extra. Semi-display setting £13.90 per single column centimetre (minimum 2.5 cms). Please add 15% VAT to total. All cheques, postal orders etc., to be made payable to Practical Wireless. Treasury notes should always be sent registered post. Advertisements, together with remittance should be sent to the Classified Advertisement Dept., Practical Wireless, Enefco House, The Quay, Poole, Dorset BH15 1PP. Telephone (0202) 678558.

Whilst prices of goods shown in advertisements are correct at the time of closing for press, readers are advised to check with the advertiser both prices and availability of goods before ordering from non-current issues of the magazine.

Receivers and Components

ALL DEALERS IN ELECTRONIC COMPONENT PARTS, such as integrated circuits, transistors and magnetic heads. Contact: Asibu Enterprises, Box 2426 Accra, Ghana, West Africa.

QUARTZ CRYSTALS and FILTERS

Large numbers of standard frequencies in stock for amateur, CB, professional and industrial applications. Stock crystals £5.00 each (inc. VAT and UK post). Any frequency or type made-to-order from £6.50. Phone or SAE for lists.

GOLLEDGE ELECTRONICS
Merriott, Somerset, TA16 5NS.
Tel: (0460) 73718.

SCANNER OWNERS. For those of you who wish to hear more, we offer extensive frequency listings and many scanner modifications. For full details send a large S.A.E. to S.S.C. PO Box 71, Bournemouth, Dorset BH9 1DL.

RCS VARIABLE VOLTAGE D.C. BENCH POWER SUPPLY
1 to 24 volts up to 1/2 amp. 1 to 20 volts up to 1 amp. 1 to 16 volts up to 1 1/2 amps. A.C. Fully stabilised. Twin panel meters for instant voltage and current readings. Overload protection.

Fully variable. Operates from 240V A.C. Compact Unit: size 9x5 1/2 x 3 ins.



£39 Inc. VAT + Post £2

RADIO COMPONENT SPECIALISTS

ACCESS 337 WHITEHORSE ROAD, CROYDON SURREY, U.K. Tel: 01-684 1665 VISA
List, Large S.A.E. Delivery 7 days Callers Welcome Closed Wednesday

AIR BAND RADIO - Steepleton FM/AIR/MW £9.95. Also B.F.O. kit, resolves Single-Side-Band on almost any radio. £9.95. CORRIGAN RADIOWATCH. 7 York St, Ayr KA8 8AR.

Educational

COURSE FOR CITY & GUILDS, Radio Amateurs Examination. Pass this important examination and obtain your licence, with an RRC Home Study Course. For details of this and other courses (GCE, GCSE, Career and professional examinations, etc.) write or phone: THE RAPID RESULTS COLLEGE, Dept. JX26, Tuition House, London SW19 4DS. Tel. 01-947 7272 (9am-5pm) or use our 24hr Recordacall Service: 01-946 1102 quoting Dept. JX26.

ORDER FORM PLEASE WRITE IN BLOCK CAPITALS

Please insert the advertisement below in the next available issue of Practical Wireless for insertions. I enclose Cheque/P.O. for £

CAT. heading

(Cheques and Postal Orders should be made payable to Practical Wireless)

NAME **PRACTICAL WIRELESS**
Classified Advertisement Dept.,
Enefco House, The Quay,
Poole, Dorset. Telephone (0202) 678558
Rate 42p per word, minimum 12 words.
Box No. 60p extra.
ADDRESS PLEASE ADD 15% VAT TO TOTAL

Company registered in England. Registered No. 1980539. Registered Office: Towngate House, 2 Parkstone Road, Poole, Dorset, BH15 2PJ. 3/89

Service Sheets

ACCESS

TECHNICAL INFO SERVICES (PW)

**MASTERCARD
EUROCARD**

76 Church St., Larkhall, Lanarkshire ML9 1HE
Callers during business hours to 2 John Street, Larkhall ML9 2ET
Phone 0698 884585 Mon-Fri 9-5, 0698 883334 any other time FOR FAST QUOTES
IMMEDIATE DESPATCH OF ALL Phone Orders by ACCESS, etc. or to Listed Customers
WORLD'S LARGEST COLLECTION OF SERVICE MANUALS . . . from £3.50 to £50 . . . Most unobtainable elsewhere
Every issued FULL SIZE SERVICE SHEET in stock; CTV's or Combinations £3.50/Singles £2.50; Plus LSAE
LSAE for any Quotation, plus FREE large Catalogue, STREE Review, Pricelists, etc.
Send now for

Full details of our Famous Complete Integrated Repair Systems for TVs, Videos & Domestic Equipment
These systems contain all the circuits & data needed to cover repairs and servicing for anyone in business or wishing to start up their own business. All the Diagrams, Repair, Service & Technical Data needed. At a fraction of the normal cost of buying such data.
Terms are also available.
For £3 . . . Comprehensive Service Manuals & Sheets Catalogues PLUS 1988 Chassis Guide & £4 Vouchers
Spectrum Repair & Service Guide £5.00 Video Recorders, Service Guide 3rd Ed. £20.00
Domestic Equipment Repair & Servicing £16.95 Servicing Radio, HiFi, TV Equipment £9.95
Audio & HiFi Engineers Pocketbook £9.95 Practical Radio, Repair & Service Course £9.95

* **WORKSHOP SERVICE MANUALS** *
* Any Colour/Mono TV, Amateur Radio, Military Surplus, *
* Music System, Vintage Valve Wireless etc etc. *
* £5.00 plus LSAE *
* Any Video Recorder. £15.00 plus LSAE *
* FREE Catalogue *
* Unique Repair and Data Guides for LSAE *
* MAURITRON ELECTRONICS (PW) *
* 8 Cherry Tree Road, Chinnor, Oxon, OX9 4QY. *

Veteran & Vintage

THE VALVE DATAMAN

1914-1959 for circuits, service sheets, manuals, handbooks on all valve and early transistor equipment including audio, military (British & foreign), radio and TV. Quotation by return via letter (S.A.E.) or phone. Brochure supplied with S.A.E. Credit card orders taken over the phone.

THE DATAMAN,
Tudor House, Cossham Street,
Magotsfield, Bristol BS17 3EN.
Phone: 0272 565472.

Situations Vacant

COMPONENTS MANAGER

Energetic person required to organise purchasing and stock control of service and production components for two way radio company. Familiarity with all types of electronic components essential. Salary negotiable according to experience.

Please write with CV to:
Communique UK Limited, Communications House,
Purley Ave., London NW2 1SB.
Contact: Mrs. C. Webster.

For Sale

RACAL RA 6217 Solid State receiver in good working condition. Price £350. Stig Adolfsson, Övre Kronviksvägen 3, 791 61, Falun, Sweden.

TRANSMITTER CIRCUIT DIAGRAMS: Medium, Shortwave, F.M., C.B., minimum 17. £4.25. D. DAVIES, 33 Gwaelodygarth, Merthyr Tydfil CF47 8YU.

EDDYSTONE 680X. The classic 16 valve communication receiver 480kHz-30MHz. £160. Tel. 0268 511228.

TEN-TEC ARGOSY 2. H.F. Transceiver + PSU E385. Tel. Pete, 0273 517933 (Newhaven, E. Sussex) evenings.

SELLING: FT757GXII including FP757HD, microphone and bench key, in absolute immaculate condition. £900. Hans Oortman. Tel. 0202 699598.

RACAL I17L HF receiver in G.W.O. £125, bargain. Tel. evenings Dorset 0308 68621.

Software

FAX FOR YOUR SPECTRUM

RECEIVE FAX PICTURES ON YOUR SPECTRUM.
WEATHER MAPS ETC.
REAL TIME CLOCK. CONTRAST CONTROL.
WIDTH CONTROL. SCREEN STORE ETC.
SAVE RECEIVED DATA TO TAPE OR DUMP TO YOUR PRINTER

THE PROGRAMME NEEDS AN EXTERNAL DRUM SPEED GENERATOR.

PROGRAMME ONLY £9.00
DRUM SPEED GENERATOR £24.00

S.A.E. for details of all our products

J.B.F. ELECTRONICS LTD.

Unit 45, Meadowhill Est., Dixon Street,
Kidderminster DY10 1WW. Tel: (0562) 753893

Software - Cont.

COMMODORE COMPUTERS (+4, C16, 64, 128). "MICROCOM" c/wrty tx/rx with superb Morse tutor. "TURBO LOG" ultimate high speed station log. "MICROCOM INTERFACE" ready built. S.A.E. to: Moray Micro Computing, Enzie Slackhead, Buckie, Moray, AB5 2BR. Tel. 0542 7384.

ATARI	A.C.S. SYSTEMS	AMIGA	INC. VAT
Amateur Radio - Computers - Software			
PC-PAKRATT	IBM-PC Software for the PK232		19.95
PK-FAX	IBM-PC Fax Software for PK232		19.95
COMM-PAKRATT	Commodore 64-128 Software for PK232		59.95
COMM-FAX	Commodore 64-128 Software for PK232		59.95
COMM-FAX-CT	As above but Cartridge. Manual only		39.00
PK-232-BBC	BBC Software for the PK232		26.95
PK-88-CBM	Commodore 64 Software for the PK-88		59.95
PK-88-BBC	BBC Software for the PK-88		26.95
NEW INTERM	Advanced Software for the BBC		49.95
NEW AMIGA-FAX	TX/RX Facsimile System for Amiga		99.95
NEW AMIGA-SSTV	TX/RX SSTV System for Commodore Amiga		99.95
NEW AMIGA-FAX-SSTV	Software on Disc only (no interface)		59.95
FAX OPTION	Older PK232 Upgrades: manual cable rom		49.95
PK232	7 Mode Intelligent TNC, inc manual cables		269.95
PK88	Budget Packet Radio TNC		109.95
NEW SC1200	120 CPS 80 Col Printer, no NLD		114.94
NEW SC1500	180 CPS 80 Col Printer with NLD		172.44
NEW STAR LC10	80 Col Multi Font NLD 144 CPS		259.00
STAR LC24-10	24 Pin Low Cost Multi Font		399.00
ATARI ST	Computers (STM still avail. @ 269) 1MEG STFM 299.00		
Postage Software 2.50 - Printers 9.00 - Terminals 4.00			
All enquiries MUST include a large SASE or 2 IRC or 75p in stamps			
***** PRINTER CABLES 8.95 POST FREE *****			
***** TURBO CORDLESS IRON HEATS IN 10 SECS *****			
***** CHARGER/CAR LEAD INCLUDED ONLY 21.95 *****			
A.C.S. SYSTEMS, 19 Calihai Terrace, Mountain Ash, Mid Glamorgan, South Wales CF45 3ND. Tel: 0443 476040. Cheques payable to A.C.S. Systems.			

Rallies

PONTEFRACT RACECOURSE & PARK RADIO RALLY SUNDAY 16th JULY '89 11am to 5pm

A day out for the family.
Boating lake, fishing, adventure playground,
putting, pitch & putt.

Details: G0AAO, 27 Pendennis Ave.,
South Elmsall, Pontefract WF9 2PL.
Admission: Rally 50p, Park Free
Tel: 0977 43101.

TRAFFORD RALLY THE GREAT NORTHERN RALLY at G - MEX

Greater Manchester Exhibition
and Event Centre

SUNDAY 12th MARCH 89

All the usual attractions including
FREE DRAW and BRING & BUY
Licensed Bar, Hot & Cold Meals,
Tea & Coffee. Large Single Ground
Floor Hall for Easy Access.
28,000 sq ft of space - lots of room.
Many more Amateur Radio Traders
than ever before with all the best
equipment. Plenty of parking.

Trafford Amateur Radio Club
invite you to attend this event which
will be the rally to attend in 1989
Talk-in facilities available on S22.
All enquiries 061-748 9804 or 061- 881 3739

Don't miss out on the best
in amateur radio - come to the
one and only
Great Northern Rally

Valves

HAVING DIFFICULTY OBTAINING AN OBSOLETE VALVE/TRANSISTOR/I.C.?

(or Magnetron, Klystron, CRT, trav wave tube etc)

PLEASE NOTE: MINIMUM ORDER £20 + VAT

We specialise in obsolete types and stock all popular types at competitive prices!

All good quality brands, guaranteed by us.

Special prices for orders over £100

Official orders from gov depts, equipment manuf'rs,

P.L.C.'s, overseas etc. welcome

PHONE/FAX/TELEX FOR UP TO DATE PRICES ON YOUR REQUIREMENTS

Visa - Barclaycard telephone orders welcome

WE WISH TO PURCHASE VALVES (esp EL34 KT66 KT88 PX4 PX25)

TRANSISTORS, I.C.s, PLUGS, SOCKETS, CONNECTORS

If possible send written list for offer by return



BILLINGTON VALVES

GOOD QUALITY - LOW PRICE - RARE/IES A SPECIALITY - Minimum Order £20

39 Highlands Road, Horsham, Sussex RH13 5LS, England (Callers by appointment only)

Phone 0403 210729. Fax: 0403 40214. Telex: 87271.

Office hours: Mon-Fri 9am-6pm.
(Answerphone, telex and fax left on overnight and weekends)

Kits

KANGA PRODUCTS

KITS FOR THE AMATEUR
BUDDING AMATEUR OR THE LISTENER

100 WATT DUMMY LOAD	£ 8.95
MORSE CODE PRACTICE OSCILLATOR	£ 9.95
TX / RX CONTROL BOARD	£ 10.95
CRYSTAL MARKER KIT	£ 10.95
THE V O KIT	£ 10.95
P.S.U. REGULATOR KIT & SCR KIT	£ 11.00
IAMBIC KEYS KIT	£ 12.95
FREQUENCY COUNTER / DIAL	£ 21.95
SINGLE BAND SUPERHET RECEIVER	£ 21.95
DUAL BAND SUPERHET RECEIVER	£ 36.95
DUAL BAND TRANSMITTER TO MATCH	£ 28.95
TOP BAND FOR THE FT707 & FT77	£ 29.95

(some kits are supplied semi-complete)
(Please add £1.00 P/P)
SEND A LARGE SASE FOR FREE CATALOGUE
3 LIMES ROAD FOLKESTONE KENT CT19 4AU
Tel: 0303 276171

NEW VHF MICROTRANSMITTER KIT, tuneable 80-115MHz, 500 metre range, sensitive electret microphone, high quality PCB. SPECIAL OFFER complete kit ONLY £5 POST FREE. Access orders telephone 021 411 1821, cheques/P.O.'s to: QUANTEK ELECTRONICS LTD, (Dept P.W.), 45a Station Road, Northfield, Birmingham, B31 3TE.

MINIATURE VHF TRANSMITTER with microphone, size approx 1 1/2" x 1/2", £3.99. Telephone transmitter, VHF, uses no batteries! £4.75. Automatic telephone recording switch, £8.99. Prices include p&p. Access holders telephone 05438 71902 (24 hour). SAE catalogue. Cheque/P.O. to A.C. ELECTRONICS, Dept P.W., 99 Greenheath, Hedgesford, Staffs.

F.J.P. KITS & COMPONENTS

Kit Manufacturers - Amateur Radio Products PROPRIETOR: F. POWELL G6 RGH
63, Princess Street, Chadsmore, Cannock, Staffs WS11 2JT.
Telephone (0543) 6487

Amateur gear this month	Kits at Sensible Prices	No vat on our Kits
Transverters 1.5w tx output With improved receive All one price		
Kit with decast box for 10 or 20mtr IF	£45.00 inc P/P	
For 4mtr 20mtr IF special xtal	£46.50 inc P/P	
15 watt multimode RF linear for above 1.5w in 20w out (0.5-1.5w in)	£29.00 inc P/P	
R.F. vox for above 0.2-10w with PTT facility to switch other devices	£6.50 inc P/P	
P.W. Mast Head Preamp for 2.4.6 metres Ptt switched 12v operation low noise	Boxed £16.00 inc P/P	
P.W. RF voltmeter we built this one and ok for setting up oscillators etc	£22.00 inc P/P	
P.W. zener diode tester with box Aug 88	£12.50 inc P/P	
P.W. Audio vox kit for HF VHF bands lazy operator March 84	£18.00 inc P/P	
P.W. Orwell med wave DX listener varicap version inc	Aluminium Box £59.00 inc P/P	
P.W. Westbury 455KHz plus Wobulator for IF alignment set up xtal Filters etc	£15.00 inc P/P	
P.W. FeT Dipper for HF VHF We now stock the formers for this one	£18.00 inc P/P	
F.J.P. 2.5 watt RF amp for Mono or Ma 6 & 4m rpgs 0.2w in - 10 out plus	Kit only £6.50 inc P/P	
All above are just a small selection of P.W. F.J.P. kits. We stock components, test gear, cable R.F. A.F. rotators (cable) 18p stamp for lists please write clearly. Terms: Cash, P.O. Cheques, Access, Visa to F.J.P. KITS. Overseas add £1.50. All Kits include Box. Wire and no more to buy unless stated. AIR TESTED Kits. Kits built if required e.g. P.W. Meon 0.5w £75, 1.5w 0.P.R.F. Transverter £80. With Lin £110-£115.		

Miscellaneous

MORSE CODE PREPARATION

Cassette A. 1-12 wpm for amateur.
Cassette B. 12-25 wpm for professional examination preparation.
Each cassette is type C90
Price of each cassette (including booklets) £4.95
Morse key with separate battery (PP3) - driven solid-state oscillator and sound transducer produces clear tone for sending practice. Price of key with electronic unit £8.95.
Price includes postage etc. Europe only
MH ELECTRONICS (Dept PW)
12 Longshore Way, Milton, Portsmouth PO4 8LS

WAVEGUIDE, FLANGES & DISHES. All standard sizes & alloys (new material only) from stock. Special sizes to order. Call: EARTH STATION 01-228 7876. 22 Howie Street, London SW11 4AR.

THE SCIENTIFIC WIRE COMPANY

811 Forest Road, London E17. Telephone 01-531 1568

ENAMELLED COPPER WIRE				
SWG	1 lb	8 oz	4 oz	2 oz
8 to 34	3.63	2.09	1.10	0.88
35 to 39	3.82	2.31	1.27	0.93
40 to 43	6.00	3.20	2.25	1.61
44 to 47	8.67	5.80	3.49	2.75
48	15.96	9.58	6.38	3.69
SILVER PLATED COPPER WIRE				
14 to 30	10.10	5.20	2.93	1.97
TINNED COPPER WIRE				
14 to 30	3.97	2.41	1.39	0.94
Fluxcore				
Solder	5.90	3.25	1.82	0.94

Post free, please add VAT @ 15%. Orders under £30.00 add 50p SAE for list of copper and resistance wire.
Dealer enquiries welcome.

BACK NUMBERS. Vols 48-54 (may 1972-1978) bound. Vol 55 unbound. Offers, buyer collects. Leicester (0553) 374867.

GWV LOOP ANTENNAS COMPLETE WITH ATU FOR HF. HAM BAND TRANS-
MISSION (SWR One to One 40, 15 and 10 and One Point Five to One 80 and 20)
AND SWL's, AND LONG AND MEDIUM WAVE BANDS FOR BCL's. Loops 21
inches square or triangle. No special skills required. Cuts, Parts Lists with
sources of supply assembly data. HIGH FREQUENCY LOOP 80 to 10 Metres £5.
LONG AND MEDIUM WAVE LOOP FOR BCL's £3. LONG WAVE MEDIUM WAVE
AND SHORT WAVE LOOP 1500 to 10 Metres FOR THE BCL AND SWL £3. SHORT
WAVE ATU FOR LOOP OR LONG WAVE ANTENNA £4. SHORT WAVE ATU BUILT
IN PRE AMP FOR LOOP OR LONG WAVE £7. Pre-amp LW, MW and SWave £2.
MW LOOP with pre amp ATU £3. PRE AMP FOR GWV HF Loop or ATU £4. SAE
for details. All projects DIY. Photo Copy HRO Manual £4.
F. G. Rylands, 39 Parkside Avenue, Millbrook, Southampton SO1 9AF
Tel. (0703) 775064

INDEX TO ADVERTISERS

ACS Systems	71	Elliot Electronics	52	Radio Component Specialists	70
Aerial Techniques	67	FJP Kits	71	Radio Shack Ltd	72
AH Supplies	63	Garex	64	Random Electronics	50
Aircastle Products	24	Golledge Electronics	70	RAS Nottingham	63
Allweld	64	Howes, CM Communications	33	Raycom Communications Systems	23
Amateur Radio Communications	33	Icom (UK) Ltd	4,5,6,7, Cover 3	RN Electronics	20
A.R.E. Communications Ltd	3,5,7	ICS Intertext	67	RST Valve	8
Arrow Electronics	52	J & P Electronics Ltd	70	Rylands F G	71
Billington Valves	71	Kanga Products	71	Scientific Wire Company	71
Birkett J	41	Lake Electronics	41	SEM	63
Bitcom	52	Langrex Supplies	8	Short Wave Magazine	50
Bredhurst	41	Maplin	8	Sony	36,37
Cambridge Kits	67	Mauritron	70	South Midlands Communications	
Colomor	67	Merlin Systems	63	Cover 2,6,7,24	
Comuniquo	70	M.H. Electronics Ltd	71	Spectrum Communications	20
Component Centre	52	Navico	27	Stephens James	52
CPL Electronics	24	Nevada Communications	8	Tandy	19
Cricklewood Electronics	24	Photo Acoustics	2	Technical Info Services	70
Curnys	11	Pontefract Rally	71	Technical Software	57
Dataman	70			Trafford Rally	71
Datong	8			Ward Reg & Co Ltd	47
Dewsbury Electronics	8			Waters & Stanton	9
Dressler Communications Ltd	20				

YOUR LOCAL DEALERS

CORNWALL

SEAWARD ELECTRONICS

Hobby Kits, Test Meters, Satellite TV and Amateur Radio Team CB Rigs and Accessories.

Unit 5, Lynstone Industrial Estate, Bude, Cornwall.
Tel: 0288 55998

Send or phone for lists.

IRELAND

Radcom Electronics

Icom, Yaesu and most Amateur Radio Accessories ex stock.

NEW PREMISES:-
Unit 4, Albert Quay, Cork City.
Tel: 021-632725 and 088 553947
(Mon-Fri 9-5 and Sat 9-3.45)

LONDON

Henry's

27MHz/934MHz Rigs & accessories in stock.
Lists - S.A.E. (A4) - 26p
Full catalogue (TG/P) - large S.A.E. £1.00
404 Edgware Road, London W2 1ED
Tel: 01-724 0323
(Open 6 days a week)

ESSEX

Selectronic

The UK's leading suppliers of 934MHz personal radio equipment

203 High Street, Convey Island, Essex
Tel: 0268 691481
(Open Mon-Sat 9-5.30)
Amateur radio equipment also in stock

HERNE BAY

ICOM (UK) LIMITED

The Official Icom Importer

Unit 8, Sea Street Herne Bay, Kent CT6 8LD
Tel: 0227 369464
Fax: 0227 360 155
Open Mon-Sat 9-5.30, (Lunch 1-2.00 pm)

SOUTHAMPTON

South Midlands Communications

Official Yaesu Importer

S.M. House, School Close, Chandlers Ford Industrial Estate, Eastleigh Hants SO5 3BY.
Tel: 0703 255111

PORTSMOUTH

Nevada Communications

Importers of the Nevada range of 934MHz equipment

189, London Road, North End, Portsmouth, Hants, PO2 9AE
Tel: 0705 662145

DEVON

Reg. Ward & Co. Ltd.

The South-West's largest amateur radio stockist. Approved dealer for Kenwood, Yaesu and Icom

1 Western Parade, West Street, Axminster, Devon, EX13 5NY
Tel: 0297 34918
(Closed 1:00-2:00 and all day Monday)

BUCKINGHAMSHIRE

Photo-Acoustics Ltd.

Approved Kenwood, Yaesu and Icom dealer (part exchange always welcome)

58 High Street, Newport Pagnell, Buckinghamshire MK16 8AQ
Tel: 0908 610625
(Tues-Fri 9:30-5:30, Sat 9:30-4:30)
Closed Mondays

SOUTH WALES

ELECTRO DISPOSALS

2000 sq ft of surplus equipment and components

UNIT 31, LONLAS WORKSHOPS SKEWEN, NEATH.
Tel: 0792 818451

TO FILL THIS SPACE CALL:

0202 678558

YORKSHIRE

Alan Hooker Electronics

42, Netherhall Road, Doncaster.
Tel: 0302 25690
Open Mon-Sat 10-5pm
Closed Thursdays

MERSEYSIDE

MGR SERVICES

Wirral based communications

ICOM - YAESU - M.MODULES - HOWES - CIRKIT - WOOD & DOUGLAS - PART-EX - AERIALS - PMR - MARINE - MET ANTENNAS - ALINCO - HEATHERLITE - SPECTRUM COMMS

48, Shrewsbury Road, Oxtot, Birkenhead, L43 2HZ.
Tel: 051 653 3437
(Callers by appointment 9 am-9 pm, Mon-Sat)

PLEASE MENTION PRACTICAL WIRELESS WHEN REPLYING TO ADVERTISEMENTS

WEST SUSSEX

BREDHURST ELECTRONICS LTD.

High St., Handcross, West Su. sex
Tel: (0444) 400786

Situated at the Southern end of M23. Easy access to M25 and South London.
Open Mon-Fri 9am-5pm
except Wed 9am-12.30pm.
Sat 10am-4pm.

RECEIVERS - TRANSCEIVERS - SCANNERS

ICOM IC-3210E



- Full crossband duplex.
- 20 double-spaced memory channels.
- Built-in duplexer.
- 4 priority watch functions.
- 25 watts outputs.
- Programmed, memory and selected band memory scan.
- Variable LCD backlight intensity.
- Tone squelch and pocket beep functions (optional).

KENWOOD R5000



THE HF RECEIVER

£875

Including FREE next day delivery.

PRO - 34

The NEW 200 Channel Handheld Scanner. All the frequencies of the old PRO32 + 806 - 960 MHz.

£249.95



RADIO SHACK LTD

188 BROADHURST GARDENS, LONDON NW6 3AY



(Just around the corner from West Hampstead Station on the Jubilee Line)

Giro Account No. 588 7151 Fax: 01-328 5066 Telephone: 01-624 7174

Published on the second Thursday of each month by PW Publishing Limited, Enefco House, The Quay, Poole, Dorset BH15 1PP. Printed in England by Benham & Co Limited, Colchester, Essex. Distributed by Seymour, Windsor House, 1270 London Road, Norbury, London SW16 4DH, telephone 01-679 1899, FAX 01-679 8907, Telex 8812945. Sole Agents for Australia and New Zealand - Gordon and Gotch (Asia) Ltd., South Africa - Central News Agency Ltd. Subscriptions INLAND £15.50, EUROPE £18, OVERSEAS (by ASP) £19, payable to PRACTICAL WIRELESS, Subscription Department, Alan Wells International Ltd., P.O. Box 500, Leicester LE99 0AA. PRACTICAL WIRELESS is sold subject to the following conditions, namely that it shall not, without the written consent of the Publishers first having been given, be lent, resold, hired out or otherwise disposed of by way of Trade at more than the recommended selling price shown on the cover, and that it shall not be lent, resold, hired out or otherwise disposed of in a mutilated condition or in any unauthorised cover by way of Trade, or affixed to or as part of any publication or advertising, literary or pictorial matter whatsoever.



ICOM

Count on us!

IC-761, HF Transceiver



- Built-in AC power supply
- Built-in automatic antenna tuner
- SSB, CW, FM, AM, RTTY
- 160-10M/general coverage receiver

- Direct keyboard entry
- Passband tuning plus IF shift
- QSK up to 60 wpm
- CI-V communications interface

The ICOM IC-761 has many features included in a single unit and operates on all the HF bands with general coverage reception from 100kHz to 30MHz. A 105dB dynamic range receiver, high RF sensitivity and steep skirted IF selectivity makes the IC-761 ideal for Dx'ing, contesting and shortwave listening.

Additional features include 32 fully tunable memories, variable RF output power to 100 watts, passband tuning and IF shift plus tunable IF notch, RF speech processor, noise blanker, RF pre-amp and 20dB attenuator.

Direct frequency entry is via the front panel keypad or by the main smooth action tuning knob. For the CW operator a built-in electronic keyer, semi or full break-in operation up to 60 wpm is possible.

Accessories to complement this exciting new transceiver include the SM10 graphic equalised microphone, SP20 external loudspeaker with selectable filters, EX310 voice synthesizer and HP2 headphones.

For more information on the IC-761 and other ICOM Amateur equipment contact your nearest authorised ICOM dealer or phone us direct.


Icom (UK) Ltd.

Dept PW, Sea Street, Herne Bay, Kent CT6 8LD. Tel: 0227 363859. 24 Hour.

Helpline: Telephone us free-of-charge on 0800 521145, Mon-Fri 09.00-13.00 and 14.00-17.30. This service is strictly for obtaining information about or ordering Icom equipment. We regret this cannot be used by dealers or for repair enquiries and parts orders, thank you.

Datapost: Despatch on same day whenever possible.

Access & Barclaycard: Telephone orders taken by our mail order dept, instant credit & interest-free H.P.



THE NEW MAPPLIN CATALOGUE IT'S OUT OF THIS WORLD SEND FOR YOUR COPY TODAY

ORDER YOUR COPY OF THE NEW MAPPLIN CATALOGUE ON SALE NOW

Pick up a copy from any W.H. Smith for just £1.95 or post this coupon now to receive your copy by post for just £1.95 + 50p p & p. If you live outside the U.K. send £3.40 or 15 International Reply Coupons. I enclose £2.45.


Name _____
Address _____

Send to Maplin Electronics, P.O. Box 3, Rayleigh, Essex SS6 8LH.

Post Code _____

PW 89

AVAILABLE FROM 11th NOVEMBER 1988 IN ALL W.H. SMITH STORES



Evening on the planet Oldana, as the Maplin Juggernaut thunders along the highway; captured on canvas by galaxy famous artist Lionel Jeans and featured on the cover of the new Maplin Catalogue.