

RADIO... ELECTRONICS... INSTRUMENTS... AUDIO

practical WIRELESS

50p

Australia 85c
New Zealand 85c
South Africa 80c
Malaysia \$2.25

NOV 1978

8-Page
SPECIAL
Feature

'Gadgets around the House'

THE
Pw
'Sarum'



also:
**SIMPLE
STABILISED POWER
SUPPLY**

'ZI SPECIAL' 2m AERIAL

METER

practical WIRELESS

NOVEMBER 1978
VOLUME 54
NUMBER 7
ISSUE 861

BRITAIN'S LEADING JOURNAL FOR THE RADIO & ELECTRONIC CONSTRUCTOR

Published by IPC Magazines Ltd., Westover House, West Quay Rd., POOLE, Dorset BH15 1JG

COPYRIGHT

© IPC Magazines Limited 1978. Copyright in all drawings, photographs and articles published in *Practical Wireless* is fully protected and reproduction or imitation in whole or in part is expressly forbidden. All reasonable precautions are taken by *Practical Wireless* to ensure that the advice and data given to readers are reliable. We cannot however guarantee it and we cannot accept legal responsibility for it. Prices are those current as we go to press.

BINDERS AND INDEXES

Binders (£2.85) and Indexes (45p) can be supplied by the Post Sales Department, IPC Magazines Ltd., Lavington House, 25 Lavington Street, London SE1 0PF. Both prices include postage and VAT. Overseas orders for binders should include 60p to cover despatch and postage. All remittances should be made payable to IPC Magazines Limited. Commencing with Volume 52, the Index is included in Number 1 of the following Volume.

BACK NUMBERS

Some back issues, mostly those published during the last two years, are available from our Post Sales Department, IPC Magazines Ltd., Lavington House, 25 Lavington Street, London SE1 0PF, at 75p each, including postage and packing to both home and overseas destinations. Remittances should be made payable to IPC Magazines Limited.

SUBSCRIPTIONS

Subscriptions are available to both home and overseas addresses at £10.60 per annum, from "Practical Wireless" Subscription Department, Oakfield House, Perrymount Road, Haywards Heath, West Sussex RH16 3DH. Remittances should be made payable to IPC Magazines Limited.

QUERIES

We do not operate a Technical Query Service except on matters concerning constructional articles published in *PW*. We cannot offer advice on modifications to our published designs, nor comment on alternative ways of using them. We do not supply service sheets nor information on commercial radios, TVs or electronic equipment.

All queries must be accompanied by a stamped self-addressed envelope, otherwise a reply cannot be guaranteed. We cannot answer technical queries over the telephone.

All correspondence regarding advertisements should be addressed to the Advertisement Manager, "Practical Wireless", King's Reach Tower, Stamford Street, London SE1 9LS. All other correspondence should be addressed to the Editor, "Practical Wireless", Westover House, West Quay Road, Poole, Dorset BH15 1JG.

NEWS & VIEWS

- 20 **Editorial**
Chaos Reigns!
- 20 **PW Personality**
Rob Mackie
- 21 **News . . . News . . . News . . .**
- 34 **Special Product Report**
Mega Electronics Photolab Kit
- 35 **RAE Reprint Announcement**
- 59 **Kindly Note**
Point Motor Supply, August 1978. Simple High Resistance Voltmeter, September 1978. PW "Avon"—3, September 1978
- 69 **On the Air**
Amateur Bands *Eric Dowdeswell G4AR*
MW Broadcast Bands *Charles Molloy G8BUS*
SW Broadcast Bands *Charles Molloy G8BUS*
VHF Bands, including what do the VHF's have to offer?—2
Ron Ham BRS15744

FOR OUR CONSTRUCTORS

- 22 **ZL Special 2m Beam** *F. C. Judd G2BCX*
A high-gain aerial design
- 25 **PW "Wimborne" Music Centre—3** *N. B. Matley*
Magnetic pick-up equalisation, plus the tuner module (f.m. section and decoder)
- 38 **PW "Burley" Stabilised Power Supply** *W. S. Poel*
A simple design, giving up to 30V at over 2A
- 47 **SPECIAL FEATURE—Gadgets Around the House**
Slot Car Brake Lights. Porch Light Timer. STD Charge Timer. Door Bell Changeover Unit. Automatic Outside Light. Battery Indicator
- 60 **PW "Sarum" Q-Meter** *M. Tooley*
A versatile r.f. test instrument

GENERAL INTEREST

- 37 **Why Programmable?**
What is a programmable calculator and what can it do for you?
- 41 **Introduction to Logic—4** *S. A. Money*
Applications of the flip-flop
- 55 **IC of the Month** *Brian Dance M.Sc.*
The CA3189E f.m. i.f. processing chip



SPECIAL OFFER

- 68 **Commodore PR100 Programmable Calculator**


Our December issue will be published on November 3rd
(for details see page 36)

P.W. WIMBORNE

is now offering a complete service for this exciting project. Total cost for standard options approximately £110. Comparable price £180.

Using circuits based on this design it is possible to construct:

- a) Tuner amplifier 11 watts RMS or 25 watts RMS per channel THD 0.02% 1uV or 1.5uV sensitivity FM, MPX and MW, LW or Short Wave 1, Short Wave 2 and AM Prices £65 to £85 subject to performance.
- b) Radio record player 2 watts or 8 watts RMS per channel AM/FM MPX or SW1, SW2/AM £65 to £75 with speakers.
- c) Music Centres 25 watts per channel or 11 watts per channel very high performance rotary or slider controls. Kits are available complete and full technical back up available.



- No. 1** Hardware Kit. Consists of all accessories to give a professional finish to your project. Precision punched aluminium front and rear extrusions. Vacuum formed top moulding, set of sockets and mounting panel. Tuning drive system and a complete set of knobs and push buttons. Special Price £9.95
- No. 2** Amplifier module. A complete kit for £13.95, fully wired and tested £19.95.
- No. 3** High performance RF Board wired and tested 1.5uV sensitivity for 26 dB s/n FM/MPX + MW, LW. £21.95
- No. 4** Complete kit for RF Board as per Wimbourne article S.A.E. for details.
- No. 5** Stereo Cassette Recorder. Wired and tested as specified in the article, terrific value £24.95.
- No. 6** Teak plinths plus base board £9.99.
- No. 7** Magnetic Pre-amps with R.I.A.A. Equalisation £2.95 + p&p 30p.

ALL PRICES ARE INCLUSIVE OF V.A.T. Please add £1 for p&p items No. 1-5 Send S.A.E. for complete details

REED HAMPTON LTD.

19 CHURCH LANE, WALLINGTON, SURREY
Telephone: (01) 647 0851

SPEC for WIMBORNE RF BOARD

MW, LW, FM. Sensitivity for FM 1 Microvolt for 26DB signal to noise. AM better than 200 microvolts. Stereo separation greater than 40DB signal to noise 74DB. Total harmonic distortion 0.5%. Provision for meter. Pre-selected station. Switching on AM and FM.

GIVE AWAY PRICES

MANUFACTURERS SURPLUS EQUIPMENT

Complete kit for the Wimbourne RF Board. SAE for details and prices of probably the best published kit build available to date.

STEREO POWER AMPLIFIER

25 Watts RMS per channel

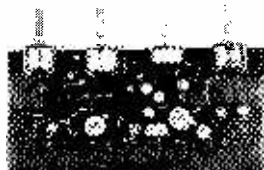
- ★ Class AB Operation
- ★ 16 Transistor Circuit
- ★ Unstabilised supply required
- ★ Tip 34A + Tip 33A Output
- ★ Supply Voltage 50V DC nominal
- ★ 30 Hz-18KHz @ -1dB
- ★ Output 8 ohm
- ★ Input 50 Kohm **£7.50**



This power amplifier which features an advanced designed design with complementary pair of transistors in class AB push pull. Will comfortably deliver 25 watts per channel. And comes complete with heat sink.

Hi-Fi Preamplifier

The PR 020 is a low noise pre-amplifier with full bass and treble cut and boost. It has four rotary controls and four specially selected transistors. It is designed to match most high quality power amplifiers. **£5.99**



CASH WITH ORDER

SEND S.A.E. FOR DETAILS

ELECTRONIC SURPLUS EQUIPMENT

1 RAILWAY HOUSE, HARDHAM CROSSING, PULBOROUGH, SUSSEX.

£1.00 Postage and packing. Order in excess of £20.00 total packing free.

RF BOARD AM/FM/MULTIPLEX

3 x ICs 3089E MC 1310 3123
3 ceramic filters,
meter drive


FET FRONT 3 stage FM
tuning

2 Stage AM/MW - LW

LOW PASS AUDIO FILTER -
BUILT IN STABILISER

Complete with 4 way switch & ferrite rod assembly

£9.99



OTHER MODULES AVAILABLE

VT01 115-150 MgHz Tuner, Aircraft amateurs, etc., Varicap front-end 10.7 MgHz IF output, tuner board mosfet **£6.99**

VT01 FRONT END

88-108 MgHz with a.m. gang **£4.99**

STEREO AMP & PRE-AMP

8 Watts RMS only requires 24v BC and pots, fully wired and tested. Fantastic value at **£5.99**

8-WAY SELECTOR PANEL

Can mix and select radio, phono, tape, and auxiliary inputs with loudness. **Special price £3.99**


RADIO EXCHANGE LTD.

NEW ELECTRONIC MASTER KIT

WITH SPECIAL V.H.F. TUNER MODULE TO CONSTRUCT. A completely Solderless Electronic Construction Kit, with ready drilled Bakelite Panels, Nuts, Bolts, Wood Screws etc. Also in the kit: Transistors, Capacitors, Resistors, Pots, Switches, Wire, Sleeving, Knobs, Dials, 5" x 3" Loudspeaker and Speaker Case, Crystal Earpiece, etc. Also ready wound Coils and Ferrite Rod Aerial. These are the Projects you can build with the components supplied with the kit, together with comprehensive Instruction Manual Pictorial and Circuit Diagrams.

PROJECTS: V.H.F. Tuner Module ★ A.M. Tuner Module ★ M.W. L.W. Diode Radio ★ Six Transistor V.H.F. Earpiece Radio ★ One Transistor M.W. L.W. Radio ★ Two Transistor Metronome with variable beat control ★ Three Transistor and Diode Radio M.W. L.W. ★ Four Transistor Push Pull Amplifier ★ Eight Transistor V.H.F. Loudspeaker Receiver ★ Variable A.F. Oscillator ★ Jiffy MultiTester ★ Four Transistor and Diode M.W. L.W. Radio ★ A.F. R.F. Signal Injector ★ Five Transistor Push Pull Amplifier ★ Sensitive Hearing Aid Amplifier ★ Three Transistor and Diode Short Wave Radio ★ Signal Tracer ★ Three Transistor Push Pull Amplifier ★ One Transistor Class A Output Stage to drive Loudspeaker ★ Sensitive Transistor Pre-Amp ★ Transistor Tester ★ Sensitive Three Transistor Regenerative Radio ★ Four Transistor M.W. L.W. and Diode Tuner ★ Five Transistor M.W. L.W. Trawler Band Regenerative Radio ★ Five Transistor V.H.F. Tuner ★ Three Transistor Code Practice Oscillator ★ Five Transistor Regenerative Short Wave Radio ★ Four Transistor and two Diodes M.W. L.W. Loudspeaker Radio ★ Seven Transistor M.W. L.W. Radio with Loudspeaker Push Pull output ★ One Transistor Home Broadcaster.

£14.99 + P & P £1.10




NEW ROAMER TEN MODEL R.K.3

MULTIBAND V.H.F. AND A.M. RECEIVER.

13 TRANSISTORS AND SIX DIODES. QUALITY 4" ROUND LOUDSPEAKER.

WITH Multiband V.H.F. section covering Mobiles, Aircraft, T.V. Sound, Public Service Band, Local V.H.F. Stations, etc. and Multiband A.M. section with Airspaced Tuning Capacitor for easier and accurate tuning, covering M.W.1, M.W.2, L.W. Three Short Wave Bands S.W.1, S.W.2, S.W.3 and Trawler Band. Built-in Ferrite Rod Aerial for Medium Wave, Long Wave and Trawler Band, etc., Chrome Plated 7 section Telescopic Aerial, angled and rotatable for peak Short Wave and V.H.F. reception. Push-Pull output using 600mW Transistors. Gain, Wave-Change and Tone Controls. Plus two Slider Switches. Powered by P.P.9—9 volt Battery.

Complete kit of parts including carrying strap. Building Instructions and operating Manuals. **£14.79 + P & P £1.10**



NEW MODEL R.K.1

MultiBand A.M. Receiver. M. W. L. W. Trawler Band and Three Short Wave Bands. Seven Transistors and Four Diodes. Push Pull Output stage. 5" x 3" Loudspeaker. Internal Ferrite Rod Aerial. Kit includes all parts to build it up including Carrying Strap, Rubber Feet and ready-drilled Panels. Comprehensive Instruction Manual for stage by stage construction. Uses P.P.9 Nine Volt Battery.




£8.99 + P & P 90p

ELECTRONIC CONSTRUCTION KIT

E.C.K. 2 Self Contained Multi-Band V.H.F. Receiver Kit.


8 transistors and 3 diodes. Push pull output. 3in. loudspeaker, gain control, 7 section chrome plated telescopic aerial V.H.F. tuning capacitor, resistors, capacitors, transistors, etc. Will receive T.V. sound, public service band, aircraft, V.H.F. local stations, etc. Operates from a 9 volt P.P. 7 battery (not supplied with kit)



Complete kit of parts **£7.95 + P & P and Ins. 90p**

RADIO CONSTRUCTION KIT Q7


A compact small radio kit covering Medium Wave and Long Wave bands. Rugged Micanite construction and simple square design allows for easy carrying and positioning. Ideal for the Garage, Workroom, Kitchen, etc., has seven Transistors and Four Diodes, quality Loudspeaker, ready wound Ferrite Rod Aerial and Carrying Strap. Size 4 1/2" x 4 1/2" x 4 1/2".



£6.25

All parts and plans excluding 9v PP7 Battery.

P&P/Ins. 75p.



EDU-KIT MAJOR COMPLETELY SOLDERLESS ELECTRONIC CONSTRUCTION KIT BUILD THESE PROJECTS WITHOUT SOLDERING IRON OR SOLDER

Complete kit of parts including construction plans Total building costs **£9.99 + P & P and Ins. £1.10**

- 4 Transistor Earpiece Radio
- Signal Tracer
- Signal Injector
- Transistor Tester NPN—PNP
- 4 Transistor Push Pull Amplifier
- 5 Transistor Push Pull Amplifier
- 7 Transistor Loudspeaker. Radio MW/LW.
- 5 Transistor Short Wave Radio
- Electronic Metronome
- Electronic Noise Generator
- 24 Resistors
- 21 Capacitors
- 10 Transistors
- 5" x 3" Loudspeaker Earpiece
- Mica Baseboard
- 3 12-way Connectors
- 2 Volume Controls
- 2 Slider Switches
- 1 Tuning Condenser
- 3 Knobs
- Ready Wound MW/LW/SW Coils
- Ferrite Rod
- 6 1/2 yards of wire
- 1 yard of sleeving, etc.
- Batteryless Crystal Radio
- One Transistor Radio
- 2 Transistor Regenerative Radio
- 3 Transistor Regenerative Radio
- Audible Continuity Tester
- Sensitive Pre-Amplifier

E.V.6. PLUS ONE

Build this exciting new design. Now with 7 Transistors and 4 diodes. MW/LW. Powered by 9V battery. Ferrite rod aerial, tuning condenser, volume control, and now with 3in. loudspeaker. Attractive case with red speaker grille. Size 9in. x 5 1/2in. x 2 1/2in. approx. All parts including Case and Plans.




Total Building Costs **£6.95 + P & P and ins. 90p**

ALL PRICES INCLUDE VAT

V.H.F. AIR CONVERTER KIT

Build this converter kit and receive the aircraft band by placing it by the side of a radio tuned to medium wave or the VHF band and operating as shown in the instructions supplied free with all parts.

Uses a retractable chrome plated telescopic aerial, gain control, V.H.F. tuning capacitor, transistor, etc. All parts including case and plans



£4.95 + P & P and Ins. 60p

To: RADIO EXCHANGE LTD

61A High Street, Bedford MK40 1SA

Tel.: 0234 52367

REG NO. 788372

- Callers side entrance "Lavells" Shop.
- Open 10-1, 2.30-4.30 Mon.-Fri. 9-12 Sat.

Enclose £..... for.....

Name

Address

PW1178

ORCHARD FOR
SPEED AND QUALITY
AT GIVE AWAY PRICES

SUPER SALE 20% OFF
MENTION PRACTICAL WIRELESS EXCLUSIVE OFFER

TRANSISTORS		I/C LINEAR		TTL DIGITAL	
AA119	0 03	2N3705	0 14*	555	15p
AC125	0 26	2N3707	0 12*	556	20p
AC126	0 26	2N3708	0 12*	709 (TO99)	18p
AC127	0 28	2N3709	0 14*	709 (8PIN DIL)	18p
AC128	0 32	2N3710	0 14*	741 (8PIN DIL)	23p
AC151	0 35	2N3713	0 25*	748	40p
AC153	0 35	2N3820	0 45*	AY-3-8500 T.V.	7408
AC176	0 22	2N3823E	0 25*	AY-3-8600	7410
AC187	0 22	2N4036	0 40*	CA 3130	7411
AC188	0 20	2N4059	0 10*	LM 301 AN	7421
AC187/168	0 85	2N4061	0 12*	LM 308	7413
AD143	0 85	2N5246	0 48*	LM 324	7417
AD161	0 52	2N5294	0 50	LM 381N	7420
AD162	0 52	2N5298	0 50	LM 555	7421
AD162/168	0 85	2N5457	0 40*	LM 723	7427
AF116	0 24	2N5459	0 45*	LM 900N	7428
AF117	0 28	2N5459	0 45*	MA 1003 module	7430
AF124	0 40	2S5C1172	3 00	MC 1310	17 00
AF186	0 95	40361	0 50	MC 1327	2 55*
AF239	0 46	40363	0 88	MC 1330P	0 75*
AU113	2 20*	40673	0 88	MC 1350P	0 75*
BC107	0 11			NE 555	0 49
BC107A	0 13			SK 1122 T.V.	18 00*
BC107B	0 13			SN 76003N	2 80*
BC108	0 10			SN 76013ND	1 60*
BC108A	0 11			SN 76013N	1 75*
BC108B	0 12			SN 76023N	1 75*
BC109	0 12			SN 76023ND	1 60*
BC109B	0 13			SN 76033N	2 25*
BC109C	0 13			SN 76033ND	2 75*
BC117	0 18*			SN 76660	7472
BC136	0 16*			TAA 550	0 60*
BC142	0 30			TBA 120ASQ	1 30*
BC143	0 24			TBA 395	2 25*
BC147A	0 10			TBA 440	3 75*
BC147R	0 10*			TBA 480Q	1 25*
BC148	0 09*			TBA 520Q	1 70*
BC148B	0 10*			TBA 530Q	1 90*
BC149	0 10*			TBA 540Q	1 90*
BC149B	0 11*			TBA 560CQ	2 30*
BC149C	0 11*			TBA 641	2 55*
BC153	0 18*			TBA 760	1 90*
BC154	0 18*			TBA 800Q	1 35*
BC157	0 12*			TBA 810SQ	1 49*
BC157A	0 14*			TBA 820Q	1 20*
BC158A	0 12*			TBA 920Q	2 80*
BC159A	0 12*			TBA 990Q	2 50*
BC172A	0 15*			TCA 2700	2 20*
BC173B	0 16*			TCA 800Q	3 15*
BC177	0 17			TDA 2020	4 25*
BC177B	0 18			ZN 414	1 40*
BC178B	0 18				
BC179B	0 19				
BC182B	0 19				
BC182L	0 11*				
BC183B	0 10*				
BC183L	0 10*				
BC148B	0 12*				
BC164L	0 11*				
BC186	0 25				
BC187	0 26				
BC204A	0 16*				
BC204B	0 16*				
BC2095	0 13*				
BC212A	0 13*				
BC212L	0 15*				
BC213B	0 12*				
BC213L	0 14*				
BC214	0 15*				
BC214A	0 17*				
BC237A	0 16*				
BC238A	0 15*				
BC261A	0 16				
BC262A	0 19				
BC267A	0 17				
BC268B	0 17				
BC269	0 17				
BC287	0 28*				
BC300	0 35				
BC301	0 38				
BC303	0 35				
BC327	0 20*				
BC328	0 18*				
BC338	0 16				
BC310	0 16*				
BC516	0 85				
BC517	0 85				
BC557	0 15*				
BC558	0 15*				
BC559	0 15*				
BCY70	0 15				
BCY71	0 18				
BC 72	0 14				
BD123	0 90				
BD124	1 20				
BD131	0 64				
BD132	0 52				
BD139	0 54*				
BD140	0 58*				
BD155	0 75*				
BF115	0 42				
BF198	0 20				
BF166	0 38				
BF167	0 21				
BF173	0 20				

FANTASTIC GOLDRING G103

Belt Drive Turntable

Famous name turntable slashed to near half price. Complete with plinth, cover and leads. Accepts any standard cartridge (not included)

FULL 12 MONTH GUARANTEE

OUR PRICE £26.95

R.R.P. £54 (+p/p & Ins £2.50)

SAVE OVER £24




Build your own GOLDRING CK2 Belt Drive Turntable

Beautifully engineered unit from the famous Goldring company, comes complete with instructions and all necessary parts. Ready to incorporate into your design plinth and cover. The pleasure of assembling your own deck.

ONLY £16.95 (+ p.p & Ins. £1.75)

(Plinth, cover and cartridge not included). ALL PRICES INC. VAT

Usually sold for £54.95 with plinth and cover. Call in or send cheque, P.O., M.O., Access, Barclaycard, Diners Club or American Express Number.



Sonic Sound Audio

248/250 TOTTENHAM COURT ROAD, LONDON W1. TEL: 01-637 1908

PRACTICAL WIRELESS T.V. SOUND TUNER

(Nov. 75 article by A. C. Ainslie) Copy of original article supplied on request

IF Sub-Assembly (G8) £6.80. P & P 75p.

Mullard ELC1043 V'cap UHF Tuner £5.50. P & P 35p.

3-way Station Control Unit £1.20. P & P 25p.

6-way Station Control Unit (Special Offer) £1.00.

Power Supply Prtd Circuit Board £1.00. P & P 30p.

Res, Caps, Semiconds, etc. for above £5.80.

Mains Transformer for above £2.50. P & P 30p.

Add 12 1/2% VAT to price of goods. P & P all items 85p.

Callers welcome at shop premises.

MANOR SUPPLIES

172 WEST END LANE, LONDON NW6
(Near W. Hampstead Tube Stn.) Tel. 01-794 8751

SALE

MINIMUM ORDER ONLY £5 OR OVER FROM ITEMS LISTED

Phone by 4pm Goods out by 5pm same day

All postal sales dispatched 1st class the day the order received.

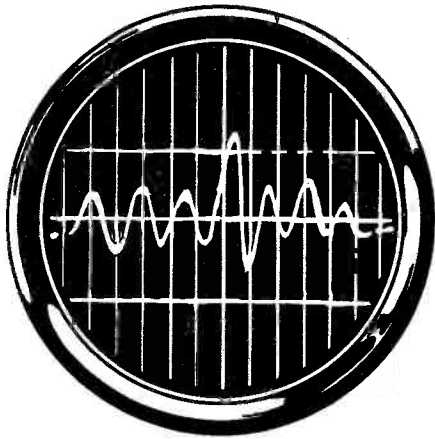
POLY. R./Lead 100VDC	CERAMICS 50V
001	0 06*
0022	0 06* 068
0033	0 06* 1
0047	0 06* 15
0068	0 06* 22
01	0 06* 33
015	0 07* 47
022	0 07* 1 0 250V 0 17*
033	0 07* 1 600V 0 15*
047	0 07* 1 400V 0 12*

- A. Good quality ribbon microphones and amplifiers DCB includes 1, 4 pole c/o lever switch and 1, 8 pole c/o lever switch and lamp, holder and reflector 75p
 - B. Microswitch 5A 8p
 - C. Smaller Microswitch 8p
 - D. Two channel unit will provide 2 independent channels for telequipment service scope SAE for details 15p
 - E. Receiver capsules 15p
 - F. Microphone capsules 10p
 - G. Black Bakelite telephones £2-95
 - H. Handset only 50p
 - I. Modern phones £29-50
 - J. Loudspeaking telephones £1-00
 - K. Dials 15p
 - L. Coils 10p
 - M. 2 microfilar condensers 40p
 - N. Ringers 50p
 - O. Cable, wire per quote
 - P. Telephone Circuit boards £25-00
 - Q. Solid metal work benches - wired - crated 50p
 - R. Radios, complete working without case £1-50
 - S. Quantity Power Transistors V17X 94 offers
- Seven day delivery. Write to or telephone for further details.
- CONVERSATION PIECES (PW 11),
55 Swindon Road, Cheltenham, Glos. 0242 35707

ORCHARD ELECTRONICS
ORCHARD HOUSE, ST. MARTIN'S ST., WALLINGFORD, OXON.
(0491 35529)

LOOK! Here's how you master electronics.

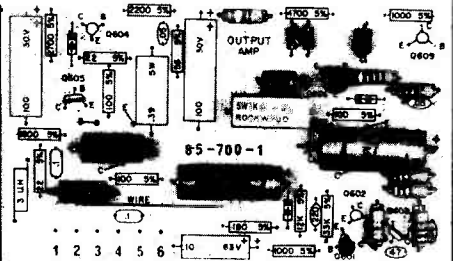
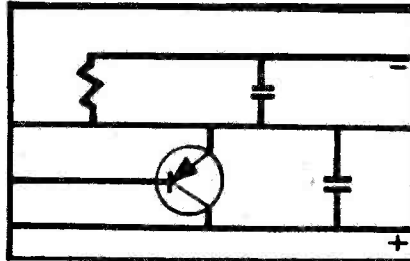

...the practical way.



This new style course will enable anyone to have a real understanding of electronics by a modern, practical and visual method. No previous knowledge is required, no maths, and an absolute minimum of theory.

You learn the practical way in easy steps mastering all the essentials of your hobby or to further your career in electronics or as a self-employed electronics engineer.

All the training can be carried out in the comfort of your own home and at your own pace. A tutor is available to whom you can write, at any time, for advice or help during your work. A Certificate is given at the end of every course.



1 Build an oscilloscope.


As the first stage of your training, you actually build your own Cathode ray oscilloscope! This is no toy, but a test instrument that you will need not only for the course's practical experiments, but also later if you decide to develop your knowledge and enter the profession. It remains your property and represents a very large saving over buying a similar piece of essential equipment.

2 Read, draw and understand circuit diagrams.

In a short time you will be able to read and draw circuit diagrams, understand the very fundamentals of television, radio, computers and countless other electronic devices and their servicing procedures.

3 Carry out over 40 experiments on basic circuits.

We show you how to conduct experiments on a wide variety of different circuits and turn the information gained into a working knowledge of testing, servicing and maintaining all types of electronic equipment, radio, t.v etc.



All students enrolling in our courses receive a free circuit board originating from a computer and containing many different components that can be used in experiments and provide an excellent example of current electronic practice.

To find out more about how to learn electronics in a new, exciting and absorbing way, just clip the coupon for a free colour brochure and full details of enrolment.

British National Radio & Electronic School

P.O. Box 156, Jersey, Channel Islands.

NAME _____
ADDRESS _____

WB 11

Block caps please

Free!

Speed up your precision work with

MINIATURE POWER EQUIPMENT

NEW! The P2 Mk2 DRILL

With detachable head £18.00 pp 86p
 In storage case, room for transformer £19.50 pp 86p
 In case with variable transformer £29.00 pp 86p
 S2 Drill stand (holds both drills) £18.50 pp 106p

S2 DRILL STAND A robust, all metal stand with ample throat dimensions. Will take both P1 and P2 Drills. £18.50 pp 106p.

SUPER 30 KIT 30 tools incl. Drill P1—without stand. £19.39 pp £1.

P1 DRILL £9.67 pp 38p

S1 DRILL STAND £5.13 pp 38p

FLEXIBLE DRIVE SHAFT £5.94 pp 34p

TRANSFORMERS

Continuous a/c 12v. D/C £7.56 pp 81p

Variable speed a/c 12v. D/C £9.50 pp 81p

Drills, Stones, Burrs etc. 40p each. Circular Saw Blades—set of 4 with Arbor £3.50. P&P any quantity 25p. Please send 9" x 4" S.A.E. for leaflet and order form. All prices include VAT



**HAVE YOU TRIED
SPADE DRILLS**

for printed circuit boards and other soft materials? No clogging - cooler - cleaner holes - there's a range of sizes, 0.1 to 2.5mm



PRECISION PETITE LTD

119a HIGH STREET TEDDINGTON MIDDLESEX TW11 8HG

Tel. 01-977 0878

Prices are each, net & exclude V.A.T.

Experimtor Series	
EXP300 (6 x 2.1 in., 5 x 94 terminals & 2 bus strips)	£5.75
EXP350 (3.5 x 2.1 in., 5 x 46 terminals x 2 bus strips)	£3.16
EXP600 (6 x 2.4 in., 5 x 94 terminals x 2 bus strips)	£6.30
EXP650 (3.6 x 2.4 in., 5 x 46 terminals x 2 bus strips)	£3.60
EXP4B (6 x 4 in., 2 bus strips only)	£2.30

Quick Test Series	
QT-59S (6.5 x 6.2 in., 118 terminals)	£7.20
QT-47S (5.3 x 5 in., 94 terminals)	£5.75
QT-35S (4.1 x 3.8 in., 70 terminals)	£4.90
QT-18S (2.4 x 2.1 in., 36 terminals)	£2.75
QT-12S (1.8 x 1.5 in., 24 terminals)	£2.15
QT-8S (1.4 x 1.1 in., 16 terminals)	£1.90
QT-7S (1.3 x 1 in., 14 terminals)	£1.75
QT-59B (6.5 x 6.2 in., 20 terminals)	£1.45
AT-47B (5.3 x 5 in., 16 terminals)	£1.30
QT-35B (4.1 x 3.8 in., 12 terminals)	£1.15

Protoboard Series	
PB-6 (630 tie points, 4 binding posts, 4 x 14 DIL capacity)	£9.20
PB-100 (760 tie points, 2 binding posts, 10 x 14 DIL capacity)	£11.80
PB-101 (940 tie points, 1 binding post, 10 x 14 DIL capacity)	£17.20
PB-102 (1240 tie points, 1 binding post, 12 x 14 DIL capacity)	£22.95
PB-103 (2250 tie points, 4 binding posts, 24 x 14 DIL capacity)	£34.45
PB-104 (3060 tie points, 4 binding posts, 32 x 14 DIL capacity)	£45.95
PB-203 (2250 tie points, 4 binding posts, 24 x 14 DIL capacity; built-in regulated 5V d.c. power unit)	£55.15
PB-203A (As PB-203 with 5V and 15V d.c. power supply)	£74.70

Design Mate Instruments		
DM-1 £45.95	DM-2 £57.45	DM-3 £57.45
DM-4 £74.70		

IC Test Clips		
PC-14 (14-pin) £2.60	PC-16 (16-pin) £2.75	
PC-24 (24-pin) £4.90	PC-40 (40-pin) £7.90	

Logic Probes
 Hand-held logic probes, TTL/DTL/CMOS compatible, from £18 to £49.00

Logic Monitors for CMOS, HTL, DTL, TTL & RTL	
LM-1 Self-power clip-on logic monitor	£28.70
LM-2 As LM-1, with fully isolated power supply	£68.95

Postage, Packing and Insurance per shipment £1.25
 Please add 8% VAT to overall total
 Export orders: credit cards or international money orders, bank drafts and cheques drawn in £ sterling. Please add 10% (Europe) or 12½% (all other countries) to total price.

MAINS INTERCOM



**NO BATTERIES
NO WIRES
ONLY**

£34.99
PER PAIR
+ VAT £43.37

The modern way of instant 2-way communications. Supplied with 3-core wire. Just plug into power socket. Ready for use. Crystal clear communications from room to room. Range 1-mile on the same mains phase. On/off switch. Volume control. Useful as inter-office intercom, between office and warehouse in surgery and in homes. P. & P. 99p.

4-STATION INTERCOM



£27.95
+ V.A.T. £27.24

Solve your communication problems with this 4-Station Transistor Intercom system (1 master and 3 Subs), in robust plastic cabinets for desk or wall mounting. Call/talk/listen from Master to Subs and Subs to Master. Ideally suitable for Business, Surgery, Schools, Hospitals and Office. Operates on one 9V battery. On/off switch. Volume control. Complete with 3 connecting wires each 60ft. A Battery and other accessories P. & P. 99p.

NEW! AMERICAN-TYPE CRADLE TELEPHONE AMPLIFIER




ONLY

£16.95
+VAT £1.36

Latest transistorised Telephone Amplifier with detached plug-in speaker. Placing the receiver on to the cradle activates a switch for immediate two-way conversation without holding the handset. Many people can listen at a time. Increase efficiency in office, shop, workshop. Perfect for "conference" calls: leaves the user's hands free to make notes, consult files. No long waiting, saves time with long-distance calls. On/off switch, volume control, conversation recording model at £19.95 + VAT £1.60. P. & P. 89p. 10-day price refund guarantee on all items.
WEST LONDON DIRECT SUPPLIES (PW10)
 169 KENSINGTON HIGH STREET, LONDON, W8
 01-937 5548

H.A.C. SHORT-WAVE KITS

WORLD-WIDE RECEPTION




'H.A.C.' well known by amateur constructors for its Short Wave receivers, now offers a complete range of kits and accessories to suit the novice and the expert.
£10.50 INCLUSIVE—the ever popular and easy to construct DX receiver Mark III; containing all genuine short wave components, drilled chassis, valve, accessories and full instructions.
NEW TWIN TRANSISTOR RECEIVER, selective, sensitive and with fantastic reception, yet needing only a single PP3 battery, at £12.50 this receiver is outstanding value, and will give you hours of interest and entertainment.
 Lastly the K and K plus (illustrated above) for the more advanced constructor. This receiver has recently been re-designed for even better reception. All orders despatched within 7 days. Send stamped and addressed envelope now for free descriptive catalogue of kits and accessories.

SORRY, NO CATALOGUES WITHOUT S.A.E.

"H.A.C." SHORT-WAVE PRODUCTS
 P.O. Box No. 16, 10 Windmill Lane
 Lewes Road, East Grinstead, West
 Sussex RH19 3SZ



Now, from the breadboard specialists— even better boards!

Since the appearance of the first breadboards back in the '40's, we've really been going places. (The U.K., for one.) So we now have an exceptional range of prototyping products which are outstanding in their simplicity, versatility and reliability. Just see. (And for prices and specs., eyes left!)



1 Experimentor Series.

Low-cost, interlocking, solderless breadboard — the world's first for 0.3 in. and 0.6 in. pitch DIPs.



2

Quick Test Series.

Low-cost, snap-locking solderless circuit boards for fast design with discrete components.



3 The Protoboard Series.


Solderless breadboards with built-in 10% regulated 5Vd.c. 1A power supply; 2,250 solderless tie points; and capacity for DIPs of 14 to 40 pins.



4


Design Mate Test Instruments.

DM-1 power supply, 5V to 15Vd.c. at 600mA; DM-2 function generator for sine, square and triangle wave generation; DM-3 R/C bridge giving 10 ohm to 10 megohm, 10pF to 1.0µF; DM-4 pulse generator with 0.5 Hz to 5MHz frequency and 100ns to 1 sec pulse widths.



5 IC Test Clips.

Ultra-low cost IC clips in 14, 16, 24 and 40 pin versions.




Take a look at our low, low prices and quality specs., and get aboard! (Or if its data you're after, pick up the phone or drop us a line.)

For the best, from the specialists in breadboards.

And, much more too: logic monitors, probes, frequency counters and test equipment to ensure the best, fastest results from your design.

Continental Specialties Corporation (U.K.) Ltd., Unit 1, Shire Hill Industrial Estate, Dept. 6H, Saffron Walden, Essex, CB11 3AQ



Continental Specialties Corporation (U.K.) Ltd., Unit 1, Shire Hill Industrial Estate, Dept. 4H Saffron Walden, Essex. CB11 3AQ Telephone (0799) 21682 Telex 817477 Reg. in London: 1303780. VAT No: 224 8074 71. *Trade Mark applied for © CSC (UK) Ltd. 1977 Dealer enquiries welcome.

Please supply _____

_____ Price _____ Total _____

Name _____ Address _____

_____ My cheque/postal order No _____ for £ _____ is enclosed

My Access/American Express/Barclaycard no. is _____ All I want is data, please.

We're on Stand B1 at the Breadboard exhibition.

15-240 Watts!

HY5 Preamplifier

The HY5 is a mono hybrid amplifier ideally suited for all applications. All common input functions (mag Cartridge, tuner, etc) are catered for internally. The desired function is achieved either by a multi-way switch or direct connection to the appropriate pins. The internal volume and tone circuits merely require connecting to external potentiometers (not included). The HY5 is compatible with all I.L.P. power amplifiers and power supplies. To ease construction and mounting a P.C. connector is supplied with each pre-amplifier.

FEATURES: Complete pre-amplifier in single pack—Multi-function equalization—Low noise—Low distortion—High overload—Two simply combined for stereo.

APPLICATIONS: Hi-Fi—Mixers—Disco—Guitar and Organ—Public address

SPECIFICATIONS:

INPUTS: Magnetic Pick-up 3mV; Ceramic Pick-up 30mV; Tuner 100mV; Microphone 10mV; Auxiliary 3-100mV; Input impedance 4.7k Ω at 1kHz


OUTPUTS: Tape 100mV; Main output 500mV R.M.S.

ACTIVE TONE CONTROLS: Treble \pm 12dB at 10kHz; Bass \pm at 100Hz.

DISTORTION: 0.1% at 1kHz. Signal/Noise Ratio 68dB.

OVERLOAD: 38dB on Magnetic Pick-up. SUPPLY VOLTAGE \pm 16-50V.

Price £6-27 + 78p VAT P&P free.



HY30 15 Watts into 8 Ω

The HY30 is an exciting New kit from I.L.P. It features a virtually indestructible I.C. with short circuit and thermal protection. The kit consists of I.C., heatsink, P.C. board, 4 resistors, 6 capacitors, mounting kit, together with easy to follow construction and operating instructions. This amplifier is ideally suited to the beginner in audio who wishes to use the most up-to-date technology available.

FEATURES: Complete Kit—Low Distortion—Short, Open and Thermal Protection—Easy to Build

APPLICATIONS: Updating audio equipment—Guitar practice amplifier—Test amplifier—audio oscillator.

SPECIFICATIONS:

OUTPUT POWER 15W R.M.S. into 8 Ω ; DISTORTION 0.1% at 1.5W.

INPUT SENSITIVITY 500mV. FREQUENCY RESPONSE 10Hz-16kHz—3dB.

SUPPLY VOLTAGE \pm 18V.

Price £6-27 + 78p VAT P&P free.



HY50 25 Watts into 8 Ω

The HY50 leads I.L.P.'s total integration approach to power amplifier design. The amplifier features an integral heatsink together with the simplicity of no external components. During the past three years the amplifier has been refined to the extent that it must be one of the most reliable and robust High Fidelity modules in the World.

FEATURES: Low Distortion—Integral Heatsink—Only five connections—7 amp output transistors—No external components

APPLICATIONS: Medium Power Hi-Fi systems—Low power disco—Guitar amplifier

SPECIFICATIONS: INPUT SENSITIVITY 500mV


OUTPUT POWER 25W RMS into 8 Ω LOAD IMPEDANCE 4-16 Ω DISTORTION 0.04% at 25W

at 1kHz

SIGNAL/NOISE RATIO 75dB FREQUENCY RESPONSE 10Hz-45kHz—3dB.

SUPPLY VOLTAGE \pm 25V SIZE 105 50 25mm

Price £8-18 + £1-02 VAT P&P free



HY120 60 Watts into 8 Ω

The HY120 is the baby of I.L.P.'s new high power range. Designed to meet the most exacting requirements including load line and thermal protection this amplifier sets a new standard in modular design.

FEATURES: Very low distortion—Integral heatsink—Load line protection—Thermal protection—Five connections—No external components

APPLICATIONS: Hi-Fi—High quality disco—Public address—Monitor amplifier—Guitar and organ

SPECIFICATIONS

INPUT SENSITIVITY 500mV.

OUTPUT POWER 60W RMS into 8 Ω LOAD IMPEDANCE 4-16 Ω DISTORTION 0.04% at 60W

at 1kHz

SIGNAL/NOISE RATIO 90dB FREQUENCY RESPONSE 10Hz-45kHz—3dB SUPPLY VOLTAGE

\pm 25V

SIZE 114 50 85mm

Price £19-01 + £1-52 VAT P&P free.

HY200 120 Watts into 8 Ω

The HY200 now improved to give an output of 120 Watts has been designed to stand the most rugged conditions such as disco or group while still retaining true Hi-Fi performance.

FEATURES: Thermal shutdown—Very low distortion—Load line protection—Integral heatsink—No external components

APPLICATIONS: Hi-Fi—Disco—Monitor—Power slave—Industrial—Public Address

SPECIFICATIONS

INPUT SENSITIVITY 500mV

OUTPUT POWER 120W RMS into 8 Ω LOAD IMPEDANCE 4-16 Ω DISTORTION 0.05% at 100W

at 1kHz.

SIGNAL/NOISE RATIO 96dB FREQUENCY RESPONSE 10Hz-45kHz—3dB SUPPLY VOLTAGE

\pm 45V

SIZE 114 50 85mm

Price £27-99 + £2-24 VAT P&P free.

HY400 240 Watts into 4 Ω

The HY400 is I.L.P.'s "Big Daddy" of the range producing 240W into 4 Ω ! It has been designed for high power disco address applications. If the amplifier is to be used at continuous high power levels a cooling fan is recommended. The amplifier includes all the qualities of the rest of the family to lead the market as a true high power hi-fidelity power module.

FEATURES: Thermal shutdown—Very low distortion—Load line protection—No external components.

APPLICATIONS: Public address—Disco—Power slave—Industrial

SPECIFICATIONS

OUTPUT POWER 240W RMS into 4 Ω LOAD IMPEDANCE 4-16 Ω DISTORTION 0.1% at 240W


at 1kHz

SIGNAL NOISE RATIO 94dB FREQUENCY RESPONSE 10Hz-45kHz—3dB SUPPLY VOLTAGE

\pm 45V

INPUT SENSITIVITY 500mV SIZE 114 100 85mm

Price £38-61 + £3-09 VAT P&P free.



POWER SUPPLIES

PSU36 suitable for two HY30's £6-44 plus 81p VAT. P/P free.
 PSU50 suitable for two HY50's £8-18 plus £1-02 VAT. P/P free.
 PSU70 suitable for two HY120's £14-58 plus £1-17 VAT. P/P free.
 PSU90 suitable for one HY200 £15-19 plus £1-21 VAT. P/P free.
 PSU180 £25-42 + £2-03 VAT.
 B1 £0-48 + £0-05 VAT.

TWO YEARS' GUARANTEE ON ALL OUR PRODUCTS

I.L.P. ELECTRONICS LTD., CROSSLAND HOUSE, NACKINGTON CANTERBURY, KENT, CT4 7AD.

I.L.P. ELECTRONICS LTD.,
CROSSLAND HOUSE, NACKINGTON,
CANTERBURY, KENT, CT4 7AD.
Tel: (0227) 64723.

Regd No. 1032630.

Please Supply _____
 Total Purchase Price _____
 I Enclose Cheque Postal Orders Money Order
 Please debit my Access account Barclaycard account
 Account number _____
 Name and Address _____
 Signature _____

Chaos Reigns

EDITOR

Geoffrey C. Arnold

ASSISTANT EDITOR

Dick Ganderton C. Eng., MIERE

ART EDITOR

Peter Metalli

TECHNICAL EDITOR

Ted Parratt, BA

NEWS & PRODUCTION EDITOR

Alan Martin

TECHNICAL SUB-EDITOR

Peter Preston

TECHNICAL ARTIST

Rob Mackie

ASSISTANT ART EDITOR

Keith Woodruff

SECRETARIAL

Sylvia Barrett
Debbie Chapman

EDITORIAL OFFICES

Westover House,
West Quay Road,
POOLE, Dorset BH15 1JG
Telephone: Poole 71191

ADVERTISEMENT MANAGER

Telephone: 01-261 6671 Roy Smith

REPRESENTATIVE

Telephone: 01-261 6636 Dennis Brough

CLASSIFIED ADVERTISEMENTS

Telephone: 01-261 5762 Colin R. Brown

MAKE UP & COPY DEPARTMENT

Telephone: 01-261 6570 Dave Kerindi

ADVERTISEMENT OFFICES

Kings Reach Tower, Stamford St.,
London, SE1 9LS
TELEX: 915748 MAGDIV-G

EACH new generation insists on wanting to prove for itself that hot things burn, that sharp things cut, that every warning or piece of advice which elders might give really is sound. Perhaps in many ways it's just as well, for otherwise some very useful discoveries might never have been made. There are times, though, when we of more advanced years ponder "Will they never learn?"

The same question, it seems, might well be put to semiconductor manufacturers, who not only go on repeating the mistakes of the valve makers, but have thought up a whole host of new horrors of their own! In the heyday of valves, a multitude of different type-number "house-codes" was in use, and equivalent tables were essential to the serviceman, who might otherwise be looking in his spares holding for what was effectively the same valve under any one of half-a-dozen or more different type numbers. There was **some** standardisation in the American RMA and European Pro-Electron codes, and at least the "same" valve didn't appear in different shaped envelopes with different bases, with one or two notable exceptions such as the 807.

When transistors came along, they were expected to have a much longer life, and could be soldered straight into circuit. Most would have only three leads, so except where power dissipation requirements dictated otherwise, it would be nice and simple to arrange that all transistors had lead-outs in the same pattern . . . wouldn't it? It didn't happen, of course. In fact there are probably more permutations of case outline and lead-out arrangement for the bipolar transistor than there were valve bases ever invented.

It is not too difficult to understand why there should be metal-can and plastics-case versions of the same small-signal transistor. And at least there is some uniformity in the metal-can versions, where all TO-18 (e.g. BC107) and TO-39 (e.g. BFY50) devices have identical lead-out arrangements. When you get to the plastics end of the market, the manufacturers seem to have gone stark staring mad. They take one humble transistor, apparently at the request of some major customers, and produce it in several different shaped packages, with the option of leads pre-formed to match the lead-out patterns of yet other packages, and mark them all in microscopic, rub-off printing, with type numbers differing only by suffix. Is it any wonder that people get thoroughly confused? You need a whole library of data books to cope, and even then there are devices around on which there seems to be no published data. There is a version of that work-horse f.e.t., the 2N3819, which comes into this category.

Still, the manufacturers will have learned their lesson when they come to integrated circuits, won't they? Wait a moment, though . . . what about those 8-pin and 14-pin d.i.l. versions of the 741?

We are sorry that, due to continuing rises in our costs, we are having to ask you to pay more for your copy of *Practical Wireless* commencing with this issue. I hope that we will continue to enjoy your support—we have some great projects lined up for the future.

Rob Mackie—Technical Artist

Although Rob spent his schooldays in Wantage, Oxfordshire, his professional life didn't begin in earnest until he came to live in Dorset and took a post as a draughtsman with a local company specialising in gas detection equipment. His arrival at *PW*'s editorial office coincided with the magazine's move to Poole from London, only a few months after he had married and settled in Corfe

Mullen. He has a son and expects an addition to the family at any moment; his parents still live in Wantage, and his father is an electronics engineer at the Atomic Energy Research Establishment, Harwell.

Rob's interests include kite flying, squash, football, and progressive rock music. He also admits to an occasional thirst for the local brew!



The British Vintage Wireless Society

An exhibition of vintage radio and TV equipment is being staged at the Guildhall Museum, off New Orchard Street, Poole from now until about the end of the year. Opening hours are 2 until 5 pm on Sundays, 10 am until 5 pm during the rest of the week.

The RAC Amateur Radio Group Scheme

Membership of this scheme is open to all amateur radio enthusiasts and provides membership of the Royal Automobile Club at a discount of £1.50 below the normal subscription rate. Since 1st June 1978 the annual subscription for members of the group scheme has been £9.50.

Subscription renewal date is 17th May (World Telecommunication Day) each year, and all members renew on the same date. Anyone joining on any other date will pay at the pro-rata rate of 80p per month for the remainder of the year. In addition, the once only joining fee of £2.50 is also payable, regardless of the period remaining in the membership year. Those who are already members of the RAC will not be required to pay the joining fee. A desirable option is the RAC Recovery Service, the annual subscription for which is £7.00 for the whole or part of the year.

The scheme is administered by the RAC's Scottish Western Counties Office, 242 West George Street, Glasgow G2 4QZ. Further details from the co-ordinator of the scheme Mr A. W. Huchinson, 88 Broomfield Road, Chelmsford, Essex CM1 1SS.

Dinner date

The Wessex Amateur Radio Group are holding a dinner-dance at the Yenton Hotel, Gervis Road, Bournemouth on Saturday 18th November. Dress is informal and those attending should meet at the Hotel around 7.15pm. Anyone in the area wishing to attend can be assured of a warm welcome. Tickets may be obtained by contacting the Secretary Mr G. D. Cole G4EMN, 6 St. Anthony's Road, Bournemouth or Mr A. Hoggan, G8ASX, 23 Leaphill Road, Bournemouth.

Good news, bad news

Doram the mail order component suppliers announce the launch in September of their new Electronic Hobbies and Equipment catalogue. Its 40 pages are full of micro-processor based and other kits, electronic project and hobbyist books, electronic and other tools, also audio and car accessories. The service will be supported by the Access credit facility. Order your free copy now.

Doram also give notice of their intention, later this year, to discontinue supplying electronic components. They plan to fully support the component range in the current Edition 4 catalogue until the end of September, after which time they will supply only on a 'whilst stocks last' basis. An end of season component list will eventually be made available.

RAE special

We are informed of a course in the North London area primarily for students who have taken the RAE examination and failed, and do not wish to go back to the start all over again.

The college station is G4GA and special coaching will be given by the senior tutor Fred Barns G3AGP.

Held at the De Beauvoir I.L.E.A. Evening Institute, Tottenham Road, London N1, enrolment will be between the end of September and the end of October.

Further details from Fred Barns G3AGP, 60 Alveston Avenue, East Barnet, Herts.

Diary date

The Amateur Radio Retailers Association are organising what they claim will be the 'Biggest and Best Hamfest in Europe', on the 2nd, 3rd and 4th November 1978.

The Seventh Midland National Amateur Exhibition will be held at The Granby Halls, Leicester, and will be open between 10am and 6pm, admission 40p with special concessionary prices for clubs, schools etc.

All the usual stands and events are planned including £500 to be won in voucher prices.

For further information contact Tom Darn G3FGY, 20 Mount Pleasant, Ripley, Derbyshire DE5 3DX.

Sought After

A 1977 survey of Technicians and Technical Engineers engaged in electronics in the U.K. shows that they enjoy virtually full employment. In fact, shortages of suitably qualified staff in some types of job, and in some areas of the country, are also indicated.

The survey was conducted by The Society of Electronic and Radio Technicians into the remuneration and occupations of its 8,000 members. Their activities cover radio and television, industrial electronics, technical education and local government, civil service and nationalised industries, and broadcasting.

Other points from the survey show that there has been an increase in Trade Union membership from 36% to 41%. During wage restraint between 1976 and 1977 increases in members salaries were 6% on average.

Sorry!

The article "Wideband Calibrated Attenuator" in our September issue should have been attributed to the joint authors, Mike Tooley and David Whitfield. Our apologies to David for omitting his name from the credits.

RAE reprint

For full details of availability and price, see page 35.

Can I help you!

Are you the secretary, organiser or general dog's body of your local radio club or any other group whose functions may interest readers of PW. If so, let me know and I will endeavour to publicise your rally, get-together, whatever, through this column. Remember though, we compile the magazine some time ahead of publication day (e.g. this note was written in mid-Sept.), so, the earlier I can have details, the better. Alan Martin

ZL SPECIAL

2m BEAM

F.C. JUDD G2BCX

In my article "Aerial Performance Test Set", (*Practical Wireless*, January 1978) readers may have noticed the photograph of a 12-element beam aerial. This is one of the "ZL" series, developed from the ZL Special, details of which were published in *Practical Wireless*, May 1977. At the time, the principle of employing two driven elements to produce 'end-fire' arrays was examined. The ZL Special two-element system is in fact an end-fire array but with a difference. The element lengths are cut to produce a reflector/director action which gives increased forward gain over that normally obtained with two half-wave elements spaced $\frac{1}{8}\lambda$ and driven 135° out of phase.

The ZL Special, apart from being a small beam aerial in its own right, is also a very useful primary driving system for relatively compact multi-element beams of higher gain. In this respect, the reader may find the article "Three and Five-Element Compact Beam Aerials for 2 Metres" (*Practical Wireless*, May 1977) of interest. The same arrangement can be used for ZL beams of up to five directors—i.e., six or seven elements total.

Beyond this however, if the gain is to be increased by additional directors and the size contained, the construction of the ZL Special as described in the above article must be modified.

The 12-element ZL beam to be described was developed nearly three years ago and up to the present time has been in use in two quite different locations. One of these was my former address in London and

the other my present home in the lovely countryside of Norfolk. It has been the means of establishing over 600 direct contacts with more than 10 countries outside the UK on 2 metres f.m. Operation into a number of continental repeaters, as well as distant UK repeaters, has been achieved with only slight tropospheric lift.

The basic ZL Special has a forward gain of about 6dB over a dipole, which is much higher than can be obtained with a single driven element and reflector, the basis of the well-known Yagi. A ZL beam with directors does not require a reflector, as there is nothing from the rear to reflect. With the modified primary driving array and 10 directors as shown in Fig. 2 a forward measured gain of 13.5dB can be obtained with a beamwidth at the 3dB down points of approximately 36° . The theoretical gain was 14dB but calculated parameters are rarely, if ever, realised. For the sake of comparison with the dipole and other ZL beams however, the radiation pattern of 12-element version is shown in Fig. 1; the field intensities are relative.

At this point it should be realised that if a high-gain beam is used the increase in effective radiated power (e.r.p.) over a simple dipole is considerable. For example if 10 watts of actual radiated power is applied to a beam aerial having a gain of 13dB, it will produce an e.r.p. of close to 200 watts (assuming no losses), 13dB being a power ratio of approximately 20:1.

Before the constructor begins to build this aerial

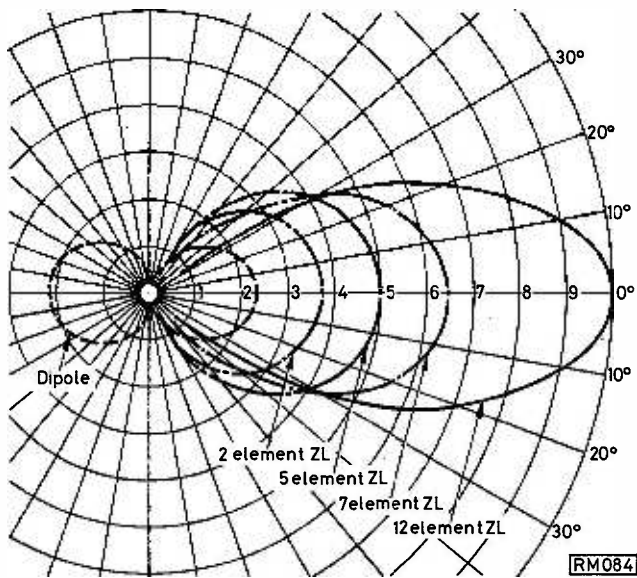


Fig. 1: Field intensity patterns of the 12-element ZL Beam and other ZL Series for comparison. Intensity levels are all relative to each other and a dipole

it should be stressed that only the materials specified must be used. As with most projects of this nature if the text is not followed closely, it is unreasonable to expect the results to function properly. The dimensions are fairly critical, and a tolerance of about one per cent should be aimed for in the longer lengths. In other words, about 2.5mm in 254mm. For shorter dimensions, 1mm is adequate.

It seems a gremlin was at work when copy was written for the announcement about this article on page 43 of our October issue. We apologise for the wrong information given there.

Construction

From Fig. 2 it can be seen that the overall length is some 3.2 metres but if the elements are made as described from 6.3mm diameter aluminium rod or tube, a boom of 20mm square aluminium is adequate for the purpose. The prototype built exactly as described in this article has withstood gale force winds and gusts approaching 90m.p.h., suffering nothing more than one broken director.

The diagrams should be fairly self-explanatory. The layout of the two driven elements, the 300Ω ribbon phasing line, the rear tuning stub and the small coaxial capacitor across the feed point are shown in Fig. 3.

Note that the ribbon feeder forming the phasing line is somewhat longer than the actual spacing between elements and this will lie slack within the protection box. The box may be of pvc or built from hardwood. In the latter case it is advisable to fit sleeves of a good insulating material over the elements and the rear stub where they enter the box.

The small rear stub is made from 6.3mm diameter aluminium rod or tube. The lower parts of the elements run underneath the boom. They must not come into contact with it but extra support could be given with small spacers of Perspex or pvc located between the centres of the elements and the boom.

The small capacitor is formed from a short piece of 50Ω coaxial cable, trimmed at one end by about 20mm for connection to the feed point and with about 12mm of screening braid removed at the far end to prevent short-circuit or r.f. flashover.

The boom is 3.234m long and 20mm square. All the directors are secured to the boom at their exact centre points. For this purpose small clips could be used or holes drilled through the boom to take the 6.3mm diameter rods, which can ultimately be secured by bolts or self tapping screws. Whichever method is finally decided upon it will be necessary to establish that the electrical contact is good.

When the aerial is finally tested, the slots where the elements enter the protection box can be filled with Plastic Padding or similar to prevent the ingress of water. After the lid has been fitted the box should be painted or varnished.

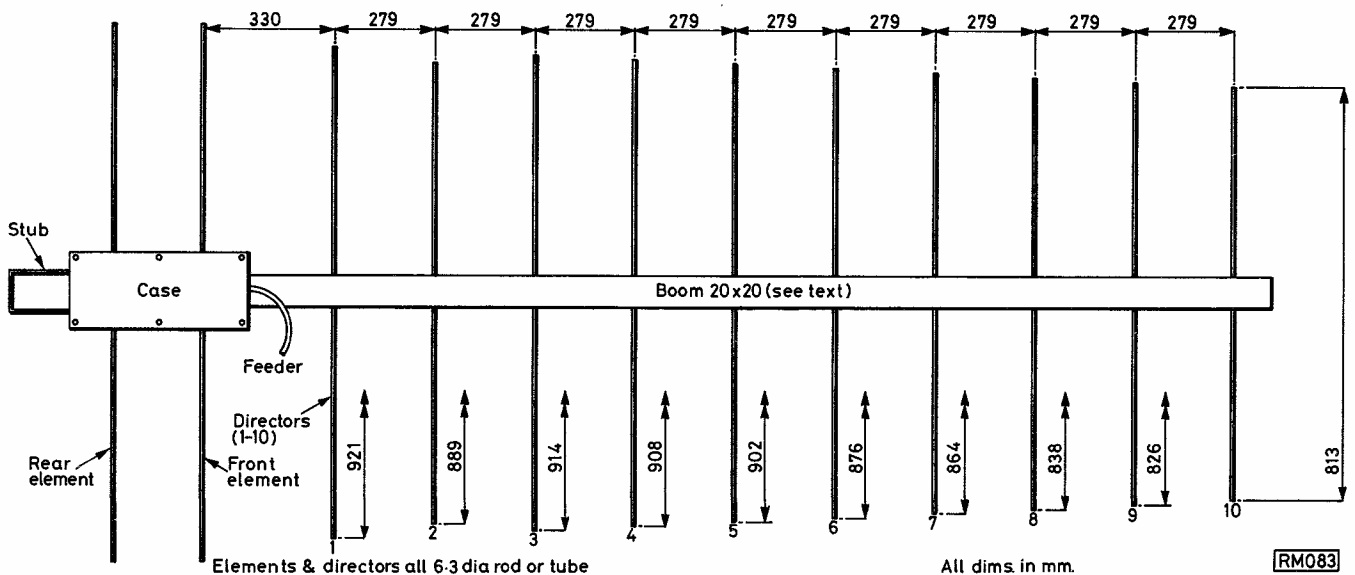


Fig. 2: Details of element and director lengths etc. These are critical and should not be altered in any way

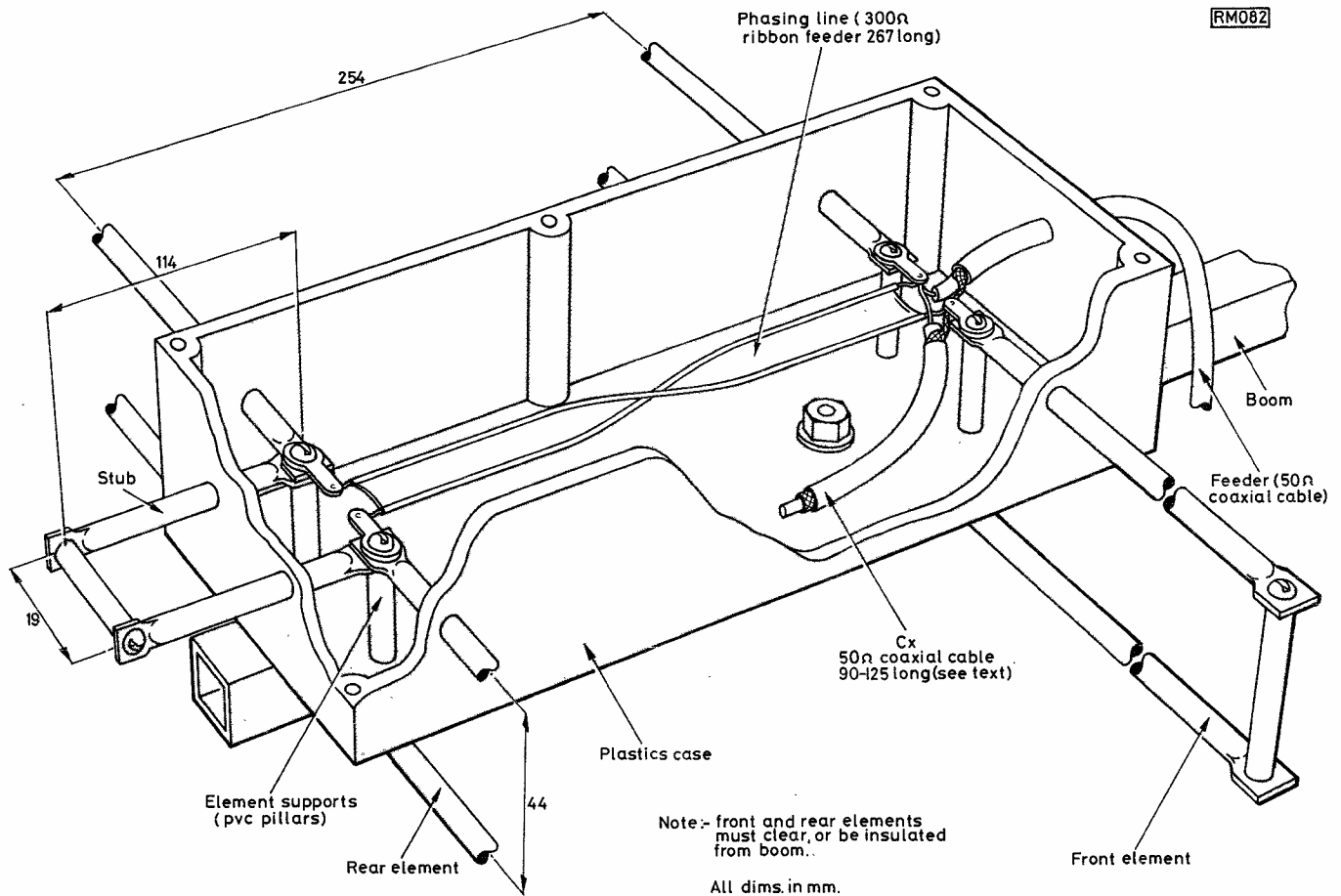


Fig. 3: Details of the driven element assembly

Checking and Operation

This aerial will only operate with 50Ω coaxial cable which should be of good quality. Type UR67 is recommended for long runs but UR43 may be used for lengths of up to 10 to 12 metres without too much loss. It is advisable not to use old cable (eg cable which has been in use outside) as losses develop, usually due to moisture absorption and this will degrade the performance of the aerial.

Before fixing the lid to the protection box make sure all connections are secure. Large soldering tags, say 2BA, clamped under the element ends, are best for good soldered contact of the main coaxial cable, the phasing line and the coaxial capacitor. For testing, the full length of 50Ω cable should be connected. Set the aerial up in the garden, balanced on a pair of steps so that it is about 1 to 1½m above ground. If a v.s.w.r. meter (or power meter) is available and/or fitted to the transmitter, check at mid band (145MHz), that the v.s.w.r. does not exceed 1.5:1. If it is higher then a problem, perhaps with connections, is indicated. If the v.s.w.r. is below 1.5:1 then leave well alone! However, adjustment can be made to the coaxial capacitor length for minimum v.s.w.r. It may mean trying two or three pieces of say 90mm, 100mm and 125mm but the trouble will be worthwhile. If you have available a 6 watt fluorescent tube it should light brightly when touching the ends of the driven elements and most of the directors when 10 watts or more of r.f. is present.

If the v.s.w.r. is plotted across the band the curve should approximate that shown as (b) in Fig. 4 provided the feeder cable is not too long. For runs of 20m or more the curve will tend to flatten out as (c).

For comparison, an average v.s.w.r. curve for a long Yagi is shown in (a) and the increased rise at each end is due to the fact that such aerials are sharply resonant. The ZL series are broad-band hence the flatter v.s.w.r. curve. The beam width at 3dB is about 36°, as in the polar patterns of Fig. 5 which were taken from the prototype. The solid line is for horizontal polarization and the broken line for vertical, but note that the spurious lobes in the vertical pattern, due to reflection from nearby conductors,

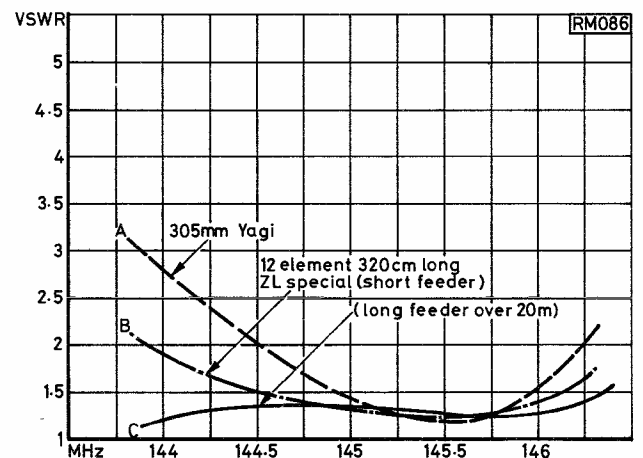


Fig. 4: VSWR plots, ZL Beam by comparison with long Yagi


Continued on page 80

PW WIMBORNE

N.B.MATTEY

Music Centre

PART 3 FM Receiver & Magnetic Cartridge Equaliser



FM CIRCUITS—PERFORMANCE DETAILS

S/N Ratio: 26dB for 1 μ V Sensitivity (Worst Case)
Image Rejection: 60dB (Typical)
IF Rejection: 60dB (Typical)
Total Harmonic Distortion: 0.08%
AM Rejection: 50dB
Stereo Separation: 40dB at 1kHz

RF and Mixer Stages

Although the UK is well served in terms of coverage by f.m. transmissions, to achieve the maximum performance a receiver must be capable of resolving a weak station adequately, and a strong station without overloading.

The "front end" (VTO2) was chosen to meet these exacting requirements, and a description of the internal circuit follows.

In keeping with current design techniques, the r.f. stage utilises a MOSFET, which provides good immunity to cross-modulation combined with a low noise figure. Clearly this is an important factor since any noise introduced at this stage will progressively degrade the overall performance. AGC is also applied here, and the r.f. stage is band-pass coupled to the mixer (another MOSFET), which, through its wide dynamic range, presents a high level of immunity to overloading.

The local oscillator, which is tuned 10.7MHz above the signal frequency makes use of a bipolar device resulting in a stable circuit which tracks well. AFC is introduced at this point to combat any drift.

Varicap Tuning

This technique was chosen eventually to suit a number of requirements. Most important of these was the fact that the original mechanical tuner unit shown on photographs in part 1 of the "Wimborne" suddenly became more expensive and of doubtful advantage. Less important, but more interesting in terms of the facilities which we could eventually build into the design, was the varicap pre-set tuning of stations which could be introduced by the constructor at a later stage if required. To some extent also, the physical needs of a fine tuning system are simplified, although it does necessitate a regulated supply. This wasn't a disadvantage however, since the design already incorporated such a supply.

Signal from the VTO2 (the i.f. signal at 10.7MHz) is then amplified by 2 bipolar transistors with one two-pole ceramic filter per stage, thus providing the necessary bandwidth for the entire i.f. amplifier. These two gain stages are important not only because they overcome the insertion loss incurred by the filters, but also because they present a strong signal to the RCA 3189 enabling virtually its optimum s/n ratio to be exploited.

Capabilities

The 3189 provides one of the highest levels of performance currently available in a combined f.m./i.f. amplifier/detector. Apart from a slightly improved s/n ratio, delayed a.g.c., a.f.c. facility, and signal strength meter output, it contains a deviation muting

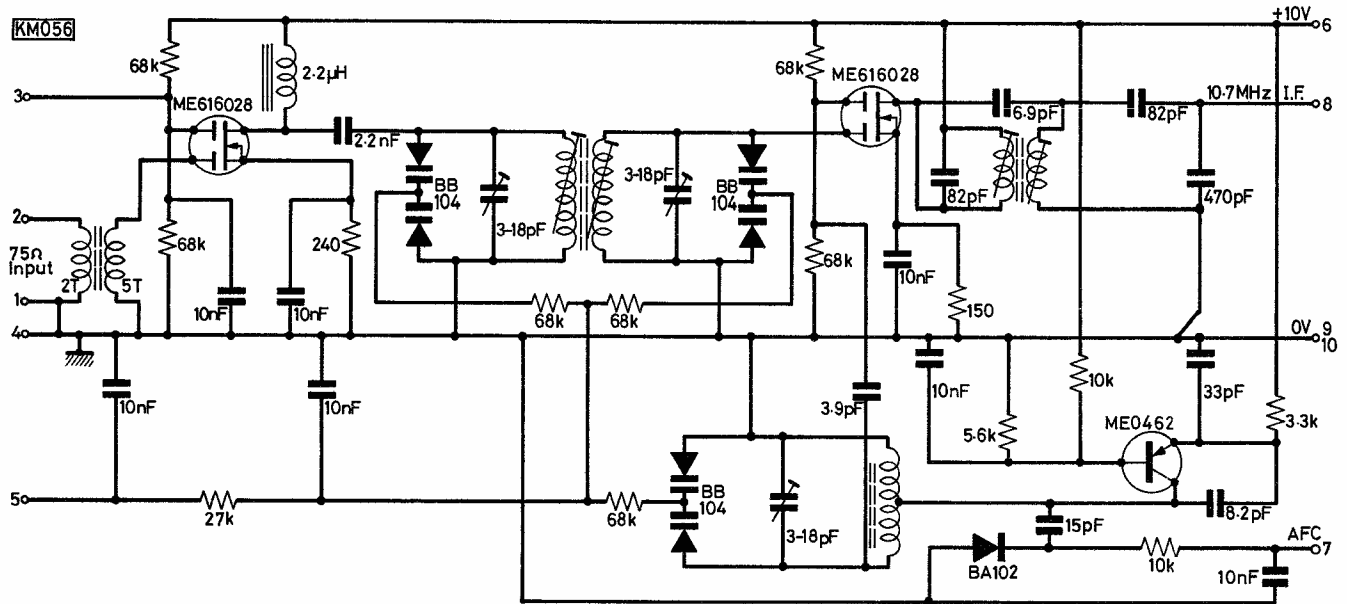


Fig. 1: The internal circuit of the VTO2 f.m. tuner module

circuit which holds down the audio output until a station is correctly tuned. In addition, audio output can be set to any desired level to be compatible with following stages.

Editorial Note: A fuller treatment of the RCA3189's potential is given in our current "IC of The Month" in this issue. Also, the type no. of the BSR record player deck was incorrectly given as "BSR 162" in Part 1 of the "Wimborne Music Centre" (September issue). This should read "BSR 182".

Detector and Decoder Stages

A double tuned quadrature detector is employed, which ensures a very low total harmonic distortion, and the recovered audio is then fed via a capacitor to the MC 1310 multiplex decoder. Extensive low-pass filtering is provided at this point to ensure that the multiplex signal does not find its way into the following amplifier stages. As can be seen from the f.m. performance figures, results are very good and are consistent with those obtained from a commercially-built high quality stereo f.m. tuner. During tests in Wallington, Surrey, the author has been able to listen regularly to the three main national stations of ORTF (France) using a 6 element beam 30 feet above sea level. Yugoslavia was also heard during a tropospheric opening.

Modified Supply Rail

A further stabilised supply of 15V is necessary to supply the varicap bias for tuning, and this is derived from a modification of the existing 13V stabiliser circuit, which also raises the original 13V supply to 18V for the r.f. board. The only changes necessary in this case are that R302 (150Ω) is reduced to 33Ω ($\frac{1}{2}W$) and the control Zener (ZD1) is changed to an 18V 400mW type. Tr5 (BD131) will still be operating well below its maximum rated current level, so no extra fuse precautions need be taken.

Constructional Notes

The fine tuner could be a multi-turn potentiometer, and the arrangement of the drive system need not change from that of the mechanical unit, although the tuning drum size or reduction gear (necessary if a realistic tuning scale spread is to be achieved) selection is up to the individual constructor. This does not apply where the kit of parts is purchased.


It is as well to note that those capacitors shown on the circuit diagram with an angled positive connection are specifically for decoupling purposes, and should be mounted as close to the "hot" end of resistor (or active device) it refers to as possible. This applies to C1, C5, C7, C11, C20, C27, C29, and C79.

In some cases, a small amount of Zener-produced noise may find its way into the receiver outputs or the cassette unit output signal. This can be suppressed by including a 100μF 25V electrolytic in the circuit. Connection is made on the back of the main amplifier/power supply module, positive to the junction of R303 (3.3kΩ) and Zener +, and negative connection to chassis.

Magnetic Equaliser Board

This contains the pre-amplifiers (LM387) for magnetic cartridges and should be mounted as close to the output connections of the cartridge as possible in order to minimise hum pick-up. Under certain conditions, not necessarily in the shadow of a transmitter, a condition known as "AM Rectification" may occur. This results in r.f. signals appearing at the output, usually a broadcast band short wave station or co-channel radiation from a t.v. receiver. It is generally caused by pick-up in connecting leads, and poor soldering can often emphasise the effect which is caused by the first high gain stage acting as an r.f. detector—this is quite understandable when it is realised that the upper frequency limit of the humble BC109 is something like 450MHz!

SCIENTIFIC PROGRAMMABLE CALCULATORS.



Around
£16.95*

The P50 is an excellent scientific with a versatile programming capability, 24 merged key steps with conditional and unconditional branching. R.R.P. £18.95

For advanced calculators with programming capabilities, Commodore represents outstanding value. Try them at your local stockist - and pick up a FREE copy of our 24 page booklet 'Choosing Your Calculator,' or write for one today. Commodore stockists include Boots, Curry's, Comet, Woolworth's and most good retailers.



Around
£29.95*

Unbeatable value. The "Scientific" PR100 performs 78 pre-programmed functions and has 72 programming steps, 10 memories and 4 levels of parenthesis. Re-charger unit included. R.R.P. £37.95

commodore

Commodore Business Machines (UK) Ltd. Tel: (0642) 780014
Eaglescliffe Industrial Estate, Stockton, Cleveland TS16 0PN

*Available at these typical prices at most leading stores.

THE COMMUNICATIONS RECEIVER THAT HAS IT ALL . . .



FRG-7

The finest general-coverage synthesised communications receiver on the market

£200.00 inc. VAT

+ £2.00 p. & p./ins.

Also available from us with special 2m converter, all for just an extra £15.00

★

Phone for details of current stocks, both new and secondhand

★

AMATEUR RADIO EXCHANGE

2 Northfield Road, Ealing, London, W.13.

Tel: 01-579 5311

Easy terms up to 3 years

Credit Card Sales by Telephone

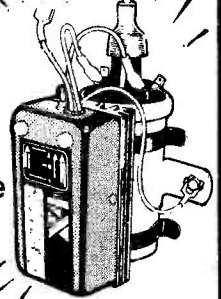
Closed all day Wednesday

The latest kit innovation!

from Sparkrite

Sparkrite - was featured by Stan Taylor in "DRIVE IN"

the quickest fitting
CLIP ON
capacitive discharge
electronic ignition
in KIT FORM



- Smoother running
- Instant all-weather starting
- Continual peak performance
- Longer coil/battery/plug life
- Improved acceleration/top speeds
- Optimum fuel consumption

Sparkrite X4 is a high performance, high quality capacitive discharge, electronic ignition system in kit form. Tried, tested, proven, reliable and complete. It can be assembled in two or three hours and fitted in 1/3 mins

Because of the superb design of the Sparkrite circuit it completely eliminates problems of the contact breaker. There is no misfire due to contact breaker bounce which is eliminated electronically by a pulse suppression circuit which prevents the unit firing if the points bounce open at high R.P.M. Contact breaker burn is eliminated by reducing the current to about 1/50th of the norm. It will perform equally well with new, old, or even badly pitted points and is not dependent upon the dwell time of the contact breakers for recharging the system. Sparkrite incorporates a short circuit protected inverter which eliminates the problems of SCR lock on and, therefore, eliminates the possibility of blowing the transistors or the SCR. (Most capacitive discharge ignitions are not completely foolproof in this respect). The circuit incorporates a voltage regulated output for greatly improved cold starting. The circuit includes built in static timing light, systems function light, and security changeover switch. All kits fit vehicles with coil/distributor ignition up to 8 cylinders.

THE KIT COMPRISES EVERYTHING NEEDED

Die pressed epoxy coated case. Ready drilled, aluminium extruded base and heat sink, coil mounting clips, and accessories. Top quality 5 year guaranteed transformer and components, cables, connectors, P.C.B., nuts, bolts and silicon grease. Full instructions to assemble kit neg. or pos. earth and fully illustrated installation instructions.

NOTE - Vehicles with current impulse tachometers (Smiths code on dial RV1) will require a tachometer pulse slave unit. Price £3.35 inc. VAT, post & packing.

Electronic Design Associates, 82 Bath Street, Walsall, WS1 30E

Electronics Design Associates, Dept. PW11
82 Bath Street, Walsall, WS1 3DE. Phone: (9) 614791

Name
Address

Phone your order with Access or Barclaycard

Inc. V.A.T. and P.P.

QUANTITY REQ'D.

Send SAE if brochure only required.

X4 KIT £14.95

TACHS PULSE SLAVE UNIT £3.35

I enclose cheque/PO's for

£

Cheque No. _____

Please state polarity pos. or neg. earth
Access or Barclaycard No. _____

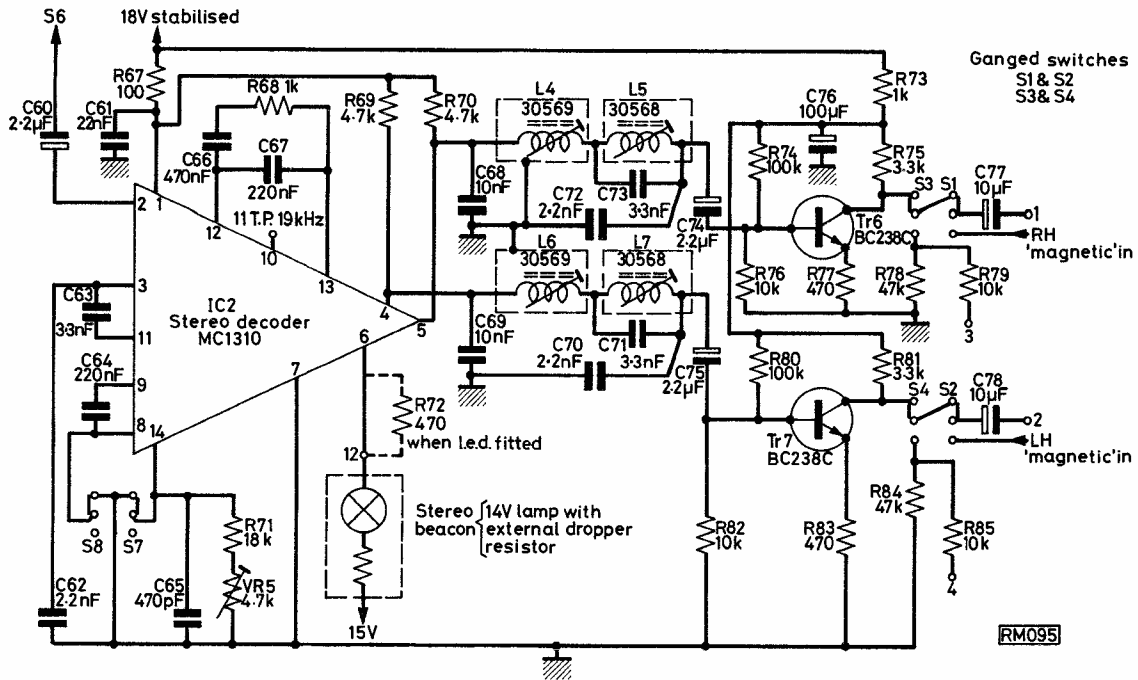


Fig. 2: Complete circuit of the f.m. stereo decoder

The best cure is to prevent, by keeping leads short, taking care over soldering, and running connecting leads close to the chassis. If the condition persists, it can usually be cured by connecting a small choke (about 10 μ H) in series with the input, or bridging the input close to the LM387 + and - inputs with a capacitor approximately 150 to 300pF.

Magnetic Cartridge Pre-amplifiers

In order to maintain a good performance in terms of noise, and partly to continue the low topographical profile of the "Wimborne", a discrete approach to the requirement for equalisation to the RIAA stan-

★ components

Resistors		
$\frac{1}{4}$ W carbon film 5%		
270 Ω	2	R403, 503
2.7k Ω	2	R404, 504
47k Ω	2	R401, 501
100k Ω	4	R402, 406, 502, 506
1M Ω	2	R405, 505
Capacitors		
Polystyrene		
1nF	2	C405, 505
3.3nF	2	C404, 504
Polycarbonate 160V		
100nF	1	C402
1 μ F	2	C401, 501
Electrolytics 63V		
22 μ F	2	C403, 503
Semiconductors		
IC3	1	LM387
Miscellaneous		
p.c.b., mic. cable		

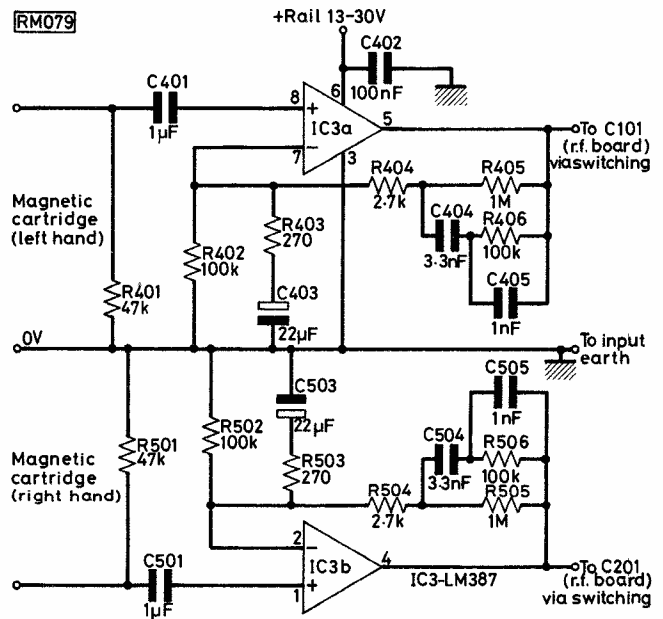


Fig. 3: The dual pre-amplifier (equaliser) circuit for magnetic cartridge inputs (above), and the relevant component list (left). The complete components list for all the receiver circuits will appear in the December issue

dard for magnetic cartridges was ruled out, and it was decided that the LM387 should again be used to provide this function.

While it is true that in order to obtain a good match between the two amplifiers contained in the LM387 ("selected" items are clearly to be desired), it is equally the case that the problem exists in the event of opting for the conventional approach using four BC109 or BC149 transistors. The improvement obtained in noise figure for the LM387 made it preferable, as did its compact "image", matching the "Wimborne" character overall.


READERS PCB SERVICES

AND NOW WE ARE PLEASED TO ANNOUNCE OUR
SPECIAL OFFERS SERVICE

BELOW ARE OUR SPECIALLY SELECTED-BRANDED PRODUCTS OFFERED AT MUCH REDUCED PRICES TO P.W. READERS. ITEMS OFFERED WILL VARY MONTHLY.

PLEASE NOTE OUR NEW MAILING ADDRESS:—

**BOX 11, FLEET HOUSE—WELBECK STREET
WHITWELL — Nr. WORKSOP — NOTTS**
Tel: (0909) 720695 TELEX: 547616 FLEET G



WATCH BATTERIES ALWAYS AVAILABLE—ANY TYPE 49p each

GLCDB4. L.C.D. WATCH
7 Function Gents L.C.D. quartz watch combining American electronics with a Stainless Steel & fully adj. strap.
FUNCTIONS: Hrs, mins, secs, date, month, alternating time/date, back light. Water resistant. PRICE: £11.88 + 50p P & P.

MDIA METAL DETECTOR
Induction balance metal detector with telescopic handle, coarse and fine adjustments, very audible fine tone and sensitive search coil make this detector as efficient as others costing 4 times the price. PRICE: £12.85 + 50p P & P.

LCCRO1. L.C.D. CRONOGRAPH WATCH
Up to 25 Function: 6 digit display of Hrs., mins, seconds, day, date, month. Measures net times, Lap times, place times to 1/100th second. Swiss Stainless Steel and fully adj. strap. Back Light. American electronics. Will record time elapsed whilst displaying watch functions or date. Water resistant. PRICE: £20.56 + 50p P & P.

CL1. L.E.D. ALARM CLOCK
Full facility alarm clock, big green display and 24hr. alarm with sleep/snooze timer—absolutely overwhelming value. PRICE: £9.99p + 75p P & P.

SOLAR 1. SOLAR POWERED/CHARGED WATCH
A superbly engineered 10 function SOLAR watch. Will operate without batteries even in subdued or artificial light. Batteries fitted provide power at night for watch & back light, these being charged by the solar panel during the day. Functions: Hrs, mins, secs, day, date, month AM/PM Indc, Date Ind, Alternating Time/Date. Super stylish 'Polished' stainless steel case & fully adj. strap. PRICE: £25.98 + 50p P & P.

RA1. 8 Waveband AM/FM/SW Mains/Bat RADIO
The UNIQUE VEGA SELENA FEATURES—5 short Wave Bands: 80 to 180 + 42 to 50 + 30.4 to 32.5 + 24.7 to 26 + 19.3 to 20 Mtrs. A/M—L/W & M/W. F.M. with A.F.C. Panel lighting: Full tone control; Extending rod aerial. Operte., S/W & F/M; Bat/Tuning Indc. SOCKETS FOR: External 60 ohm Aerial + A/M Aerial; Tape Recorder Rec/playback; Earth. The Vega Selena WEIGHS 9lbs. Finished in black with silver trims and a real wood surround. PRICE: £32.95 + £1.75 P & P.

LLCDS. LADIES L.C.D. WATCH
American/Swiss very practical everyday ladies watch. Functions: hrs, mins, secs, date, month, back light, alt. Time/Date. In a water resistant, stainless steel case & Adj. strap. Size: approx. 18mm face x 8mm thick. PRICE: £15.99 + 50p P & P.

MR/218C L.E.D. Clock Radio Alarm (Mains)
FEATURES: 24 hr time and alarm clock + A/M, F/M Radio. Full alarm features include snooze timer, radio set and off. Radio sleep timer. Bright green 12hr LED display with A/M, P/M Indicator. PRICE: £21.75 + £1.25 P & P.

SOLAR 2 SOLAR POWERED/CHARGED CHRONOGRAPH OR ALARM
Up to 25 function 8 digit display chronograph watch, functions as LCCRO1 with Solar facilities as SOLAR 1. Alarm version very slim featuring full alarm facilities. ALARM OR CHRONOGRAPH PRICE: £27.50p. + 50p P & P.

CAR 1 24hr LED CAR CLOCK
Housed in a black crackle finish tachometer case, superb blue L.E.D. display. Fast & slow set, display brightness adjustable, display switches out with ign. off but maintains clock count. Complete with full mounting kit and wiring instructions—Remarkable value. PRICE: £14.95 + 50p P & P.

LLED/43. SHUGAR L.E.D. COCKTAIL
For the night bird: A 8 function L.E.D. watch housed in a pretty cocktail bracelet. Functions: Hrs, mins, secs, day, date, month. Gold or silver. PRICE: £13.99p. + 50p P & P.

CRA28 L.C.D. TRAVELLING ALARM CLOCK
Features: 12 hour time and alarm clock (12 hour display with AM/FM Indicator). Nitelife, 4 minute snooze timer. Large 12.5mm display. Super elegant design. The alarm effective not silly. Brush finish. Size: 3" x 4 1/2" x 20mm thick. 2 cheap dry batteries provide over 1 year's normal use. PRICE: £16.95 + 50p P & P.

PW PCBs

PLEASE SUPPLY SPECIAL OFFERS/P.C.Bs AS INDICATED BY TICK/S IN BOX/ES.

Issue	Project	Ref	Price P/P	
Dec 75	Sound-To-Light Display	DN0798	1.35+15	<input type="checkbox"/>
Dec 75	Disco System, Amp (2 req'd) each	AM0421	4.90+25	<input type="checkbox"/>
Mar 76	CMOS Crystal Calibrator	AM0438	1.25+15	<input type="checkbox"/>
July 76	Disco Preamp/ifier	A003	0.70+12	<input type="checkbox"/>
Oct. 76	Digital Car Clock (set)	A011/012/013	2.95+15	<input type="checkbox"/>
Oct 76	Interwipe	DN8JM	0.80+12	<input type="checkbox"/>
Oct 76	Video-Writer (set)	D002/3/4/6 A1007	21.44+50	<input type="checkbox"/>
Nov 76	Cirtest Probe	A018	0.48+12	<input type="checkbox"/>
Nov 76	Burglar Alarm	A019	0.50+12	<input type="checkbox"/>
Dec 76	Chromachase	A021	6.50+25	<input type="checkbox"/>
Jan 77	Oscilloscope Calibrator	A023	1.25+12	<input type="checkbox"/>
Apr 77	Gas/Smoke Sensor Alarm	A028	0.65+12	<input type="checkbox"/>
May 77	2-Way Intercom	D019	1.28+12	<input type="checkbox"/>
May 77	Protected Battery Charger	A027	2.38+12	<input type="checkbox"/>
May 77	Seekit Metal Locator	A031	3.50+15	<input type="checkbox"/>
June 77	Versatile AF Generator	A033	2.95+15	<input type="checkbox"/>
June 77	Tele-Games	D029	3.50+15	<input type="checkbox"/>
July 77	20W IC Amplifier	A034	2.00+15	<input type="checkbox"/>
July 77	Radio 2 Tuner	A035	1.68+12	<input type="checkbox"/>
July 77	Digital Clock Timer	A036	3.28+12	<input type="checkbox"/>
Aug 77	Shoot (Telegames)	D035	1.55+15	<input type="checkbox"/>
Aug 77	Atomic Time Receiver	D036	2.65+15	<input type="checkbox"/>
Aug 77	Morse Code Tutor Cards (SRBP)	A037	4.75+15	<input type="checkbox"/>
Sept 77	Jubilee Electronic Organ	A038	19.00+75	<input type="checkbox"/>
Oct 77	Audio Level Indicator	D039	0.98+12	<input type="checkbox"/>
Oct 77	Sine-Square Wave Generator	D040	2.35+15	<input type="checkbox"/>
Nov 77	Laboratory Power Supply	A039	3.50+12	<input type="checkbox"/>
Jan 78	Direct Conversion Receiver	D043	1.85+15	<input type="checkbox"/>
Jan 78	Proportional Power Controller	DN9JM	0.78+12	<input type="checkbox"/>
Mar 78	Audio/Visual Logic Probe	R001	1.40+15	<input type="checkbox"/>
May 78	DX'ers Audio Filter	D001	2.35+15	<input type="checkbox"/>
June 78	Bovington Tank Game	R006	3.80+20	<input type="checkbox"/>
June 78	Audio Distortion Meter (set)	R007/8/9/10	6.75+25	<input type="checkbox"/>
June 78	Darkroom Timer	R011	1.55+15	<input type="checkbox"/>
July 78	Avon Transmitter	R015/16/19/20	5.10+40	<input type="checkbox"/>
July 78	Digital Lock	D002	1.25+15	<input type="checkbox"/>
July 78	Morse Tutor	R014	2.35+15	<input type="checkbox"/>
Aug 78	Point Motor C.D. Supply	D005	1.25+15	<input type="checkbox"/>
Oct 78	2M Mosfet Converter	R024	1.75+15	<input type="checkbox"/>
Oct 78	Music Centre	R027	8.75+25	<input type="checkbox"/>
Oct 78	Gillingham SW Receiver	R025/6	4.80+20	<input type="checkbox"/>
Nov 78	Farum		3.30+20	<input type="checkbox"/>

Post and packing is for one board or set of boards or one item. Prices include VAT. Remittances with overseas orders must be sufficient to cover despatch by sea or air mail as required.

I enclose Postal Order/Cheque ACCESS welcome. Send card number only.

No.....
for £..... made payable to READERS PCB SERVICES LTD.
Box 11, Fleet House, Welbeck St., Whitwell, Nr. Worksop, Notts.

NAME
ADDRESS
..... Post Code

RPCBS Ltd reserve the right to amend prices and specifications without notice. Illustrations should be taken as a general guide only. Due to continual updating of goods offered, equipment on sale may differ in minor points of detail from those photographed.

ALL ITEMS FULLY GUARANTEED 12 MONTHS. ALSO MONEY BACK WITHIN 7 DAYS IF NOT ENTIRELY SATISFIED.

IF YOU DO NOT WANT TO MUTILATE THIS MAG. YOUR WRITTEN ORDER IS ACCEPTABLE.

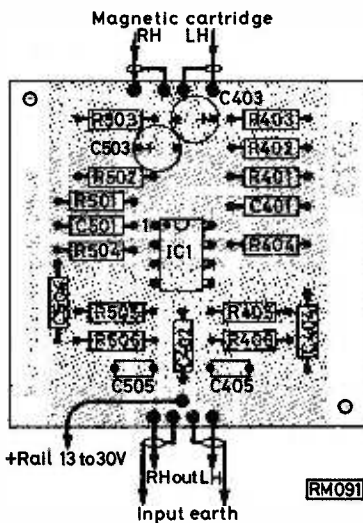
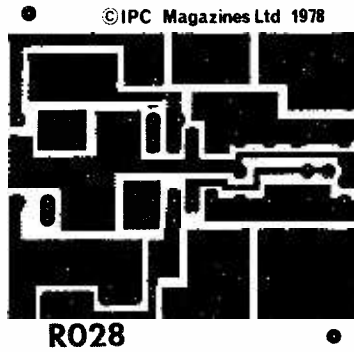


Fig. 4: Copper track pattern and component overlay for the magnetic equaliser board. Both are shown full size


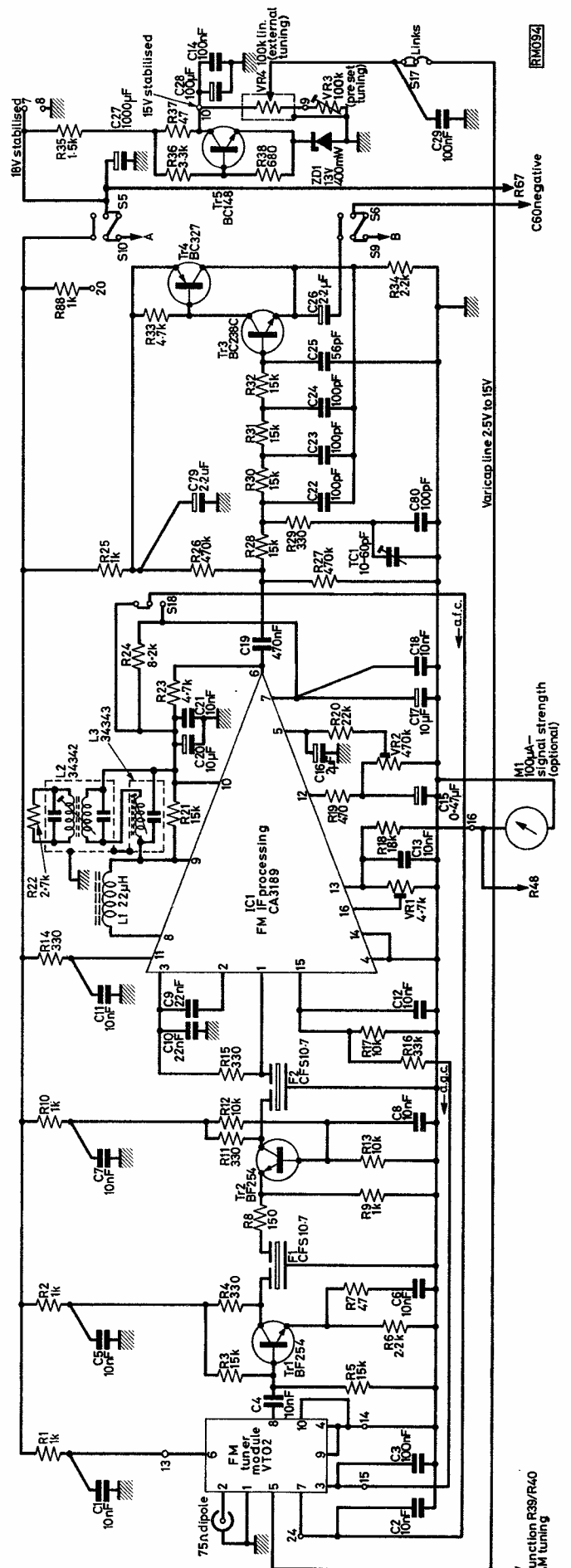


Fig. 5: A view of the equaliser unit (above), and the f.m. amplifier circuit (right)—N.B. "ZD1" should read "ZD2"



BENTLEY ACOUSTIC CORPORATION LTD.

7a GLOUCESTER ROAD, LITTLEHAMPTON, SUSSEX
All prices inclusive of V.A.T. at 12½% Telephone 6743


0A2	1.20	6AMS8	.70	6P26	1.00	7R7	2.00	1487	1.00	50CD6G		4Y31	1.00	EBC91	.65	EP98	.90	HY90	.55	PEN46	1.00	UF42	1.00	AA119	.18	BF169	.30	
0B2	.40	6AN8	.70	6P26	.45	7V7	2.00	18	1.25			DJ1	.50	EBC91	1.00	EP183	.50	KT2	.80	PEN483DD		UF80	.40	AA120	.18	BF163	.25	
0C3	.80	6AQ5	.75	6P28	.85	7Y4	.80	19A05	.65	50RH5	.85	DF68	.45	EBC91	.45	EP184	.50	KT31	.80	PENDD		UF89	.50	AA123	.18	BF173	.44	
0Z4	.85	6AQ8	.70	6P28	1.00	7Z4	.80	19BGGG		50L6GT	1.00	DAF91	.35	EBC91	2.00	EP184	.50	KT41	1.00	4920	1.00	UL4	.60	AC167	.17	BF181	.47	
1A3	.80	6AR5	1.05	6G8G	1.00	8D2	.50					DAF96	1.00	EBC91	2.00	EP184	.50	KT44	1.00	PFL2001	.35	UL84	.90	AC113	.80	BF185	.47	
1A5GT	.55	6AS7G	1.50	6G8HA	.80	8D8	.52	19G6	6.50	72	.70	DC90	.70	EBC91	1.00	EP184	.50	KT63	.70	UL80	1.00	UL80	1.00	AC126	.14	BF190	.26	
1B3GT	.55	6AV6	.62	6GK6	2.00	9D7	.70	19Y3	.40	85A2	1.40	DD4	.80	EBC91	1.00	EP184	.50	KT66	3.50	PL36	.80	UM84	2.50	AC127	.20	BFY51	.23	
102	1.00	6AV6	.65	6GK7	.80	9D8	.45	20D1	.70	85A3	1.40	DF33	.75	EBC91	.84	EP184	.50	KT71	1.00	PL81	.40	UJ9	1.00	AC128	.28	BFY52	.28	
184	1.00	6AWS1A	.75	6HGT	.80	10C2	.70	20D4	2.50	90C1	1.50	DF91	.90	EBC91	1.00	EP184	.50	KT81	1.00	PL81A	.75	UL12	.70	AC132	.25	BY100	.21	
1R5GT	.80	6B9G	.75	6J5	.35	10D1	1.00	20L1	1.80	150C2	1.20	DF91	.90	EBC91	1.00	EP184	.50	KT88	6.75	PL83	.50	UY42	.70	AC136	.80	BY114	.21	
1L4	.25	6BA6	.65	6J7G	.50	10DE7	.80	20P1	1.00	2158G	1.00	DF91	.90	EBC91	1.00	EP184	.50	KT88	6.75	PL83	.50	UY42	.70	AC136	.80	BY114	.21	
1LD5	.70	6BC8	.90	6J7M	.65	10D1P	1.00	20P3	1.00	807	1.10	DF91	.90	EBC91	1.00	EP184	.50	KT88	6.75	PL83	.50	UY42	.70	AC136	.80	BY114	.21	
1LN5	.70	6BE6	.70	6J7M	.65	10D1P	1.00	20P3	1.00	807	1.10	DF91	.90	EBC91	1.00	EP184	.50	KT88	6.75	PL83	.50	UY42	.70	AC136	.80	BY114	.21	
1N5GT	.75	6BGG6	1.00	6K7G	.50	10F18	.65	20P5	1.50	1625	2.50	DF91	.90	EBC91	1.00	EP184	.50	KT88	6.75	PL83	.50	UY42	.70	AC136	.80	BY114	.21	
1R5	.50	6BH6	1.10	6K8G	.50	10L14	.50	25A6G	1.00	1821	1.00	DF91	.90	EBC91	1.00	EP184	.50	KT88	6.75	PL83	.50	UY42	.70	AC136	.80	BY114	.21	
1S4	.40	6BJ8	.75	6K8GT	.80	10L11	.75	25L8G	1.00	3792	1.20	DF91	.90	EBC91	1.00	EP184	.50	KT88	6.75	PL83	.50	UY42	.70	AC136	.80	BY114	.21	
1S5	.35	6BK7A	.85	6L1	2.50	10LD12	.45	25Y5	.80	5783	3.85	DF91	.90	EBC91	1.00	EP184	.50	KT88	6.75	PL83	.50	UY42	.70	AC136	.80	BY114	.21	
1T4	.40	6BN8	1.50	6L7	1.50	10PL12	.75	25Y5G	6.00	6057	2.00	DF91	.90	EBC91	1.00	EP184	.50	KT88	6.75	PL83	.50	UY42	.70	AC136	.80	BY114	.21	
1U4	.70	6BQ5	.48	6L12	.50	10PL13	.80	25Z4G	.50	6060	2.00	DF91	.90	EBC91	1.00	EP184	.50	KT88	6.75	PL83	.50	UY42	.70	AC136	.80	BY114	.21	
1U5	.85	6BQ7A	1.40	6L18	.60	10P14	2.00	25Z5	.75	6067	2.00	DF91	.90	EBC91	1.00	EP184	.50	KT88	6.75	PL83	.50	UY42	.70	AC136	.80	BY114	.21	
2GK5	.75	6BR7	1.00	6LD12	2.00	12A6	1.00	25Z6G	.80	6146	4.70	DF91	.90	EBC91	1.00	EP184	.50	KT88	6.75	PL83	.50	UY42	.70	AC136	.80	BY114	.21	
2X2	.75	6BR7	1.00	6LD12	2.00	12A6	1.00	25Z6G	.80	6146	4.70	DF91	.90	EBC91	1.00	EP184	.50	KT88	6.75	PL83	.50	UY42	.70	AC136	.80	BY114	.21	
3A4	.55	6BW6	3.75	6LD20	.80	12AD6	.80	30A5	.75	6463	2.00	DF91	.90	EBC91	1.00	EP184	.50	KT88	6.75	PL83	.50	UY42	.70	AC136	.80	BY114	.21	
3B7	.65	6BX6	.40	6PL12	.60	12AT6	.65	30C15	1.00	7025	3.00	DF91	.90	EBC91	1.00	EP184	.50	KT88	6.75	PL83	.50	UY42	.70	AC136	.80	BY114	.21	
3D6	.40	6BY7	.45	6P15	.48	12AT7	.62	30C17	.90	7193	.80	DF91	.90	EBC91	1.00	EP184	.50	KT88	6.75	PL83	.50	UY42	.70	AC136	.80	BY114	.21	
3Q5GT	.70	6BZ6	1.50	6Q7G	.75	12AU7	.60	30C18	2.25	7475	1.20	DF91	.90	EBC91	1.00	EP184	.50	KT88	6.75	PL83	.50	UY42	.70	AC136	.80	BY114	.21	
3V4	1.00	6C9	2.00	6R7G	.70	12AX7	.62	30L1	.89	43042	6.00	DF91	.90	EBC91	1.00	EP184	.50	KT88	6.75	PL83	.50	UY42	.70	AC136	.80	BY114	.21	
40K5	.75	6C10	.50	6SA7	.70	12BA6	.50	30L15	.89	75	ACPEN3	3.00	DF91	.90	EBC91	1.00	EP184	.50	KT88	6.75	PL83	.50	UY42	.70	AC136	.80	BY114	.21
50G8	.75	6CB8A	.65	6SC7GT	1.00	12BE6	.85	30L17	.70	AC2PEN		DF91	.90	EBC91	1.00	EP184	.50	KT88	6.75	PL83	.50	UY42	.70	AC136	.80	BY114	.21	
5R4GY	1.00	6C12	.55	6S87	.70	12BH7	.68	30P4MR	.98	1.20	AC2PEN		DF91	.90	EBC91	1.00	EP184	.50	KT88	6.75	PL83	.50	UY42	.70	AC136	.80	BY114	.21
5T4	2.00	6CD8G	4.00	6S87	.70	12BI	3.50	30P12	.74	AC2PEN		DF91	.90	EBC91	1.00	EP184	.50	KT88	6.75	PL83	.50	UY42	.70	AC136	.80	BY114	.21	
6U4G	1.00	6CG8A	.80	6S87	.70	12BI	3.50	30P12	.74	AC2PEN		DF91	.90	EBC91	1.00	EP184	.50	KT88	6.75	PL83	.50	UY42	.70	AC136	.80	BY114	.21	
6V4G	1.00	6CL8	.75	6S87	1.00	12J7GT	.70	30P4	.90	AC2PEN		DF91	.90	EBC91	1.00	EP184	.50	KT88	6.75	PL83	.50	UY42	.70	AC136	.80	BY114	.21	
6Y3GT	.65	6CL8A	.85	6S87GT	.70	12K5	1.50	30P16	.50	AC/P4	1.00	DF91	.90	EBC91	1.00	EP184	.50	KT88	6.75	PL83	.50	UY42	.70	AC136	.80	BY114	.21	
6Z8	1.40	6CM7	.70	6SL7G	2.00	12K7GT	.50	30P18	.50	AC/P4	1.00	DF91	.90	EBC91	1.00	EP184	.50	KT88	6.75	PL83	.50	UY42	.70	AC136	.80	BY114	.21	
6Z4G	.75	6CN6	.75	6SN7G	2.00	12K8	.75	30PL1	2.20	ACTH11	.00	DF91	.90	EBC91	1.00	EP184	.50	KT88	6.75	PL83	.50	UY42	.70	AC136	.80	BY114	.21	
6Z4GT	1.00	6CU5	.90	6S07	.50	12K7GT	.50	30PL12	.62	AL60	1.50	DF91	.90	EBC91	1.00	EP184	.50	KT88	6.75	PL83	.50	UY42	.70	AC136	.80	BY114	.21	
6/80L2	.90	6D3	.75	6U4GT	1.00	12SA7	.75	30PL131	.30	ARP3	.80	DF91	.90	EBC91	1.00	EP184	.50	KT88	6.75	PL83	.50	UY42	.70	AC136	.80	BY114	.21	
6A8G	1.40	6DE7	.60	6U7G	.55	12SC7	.60	30PL141	.50	ATP4	.80	DF91	.90	EBC91	1.00	EP184	.50	KT88	6.75	PL83	.50	UY42	.70	AC136	.80	BY114	.21	
6AC7	.70	6DT5A	.85	6U8	.50	12SG7	.55	30PL151	.30	AZ1	.50	DF91	.90	EBC91	1.00	EP184	.50	KT88	6.75	PL83	.50	UY42	.70	AC136	.80	BY114	.21	
6AG5	.65	6E5	1.00	6X4	.95	12SH7	.60	35A3	1.00	AZ21	1.00	DF91	.90	EBC91	1.00	EP184	.50	KT88	6.75	PL83	.50	UY42	.70	AC136	.80	BY114	.21	
6AG7	.70	6F1	.80	6X8GT	.50	12SK7	.60	35D5	1.00	B36	2.00	DF91	.90	EBC91	1.00	EP184	.50	KT88	6.75	PL83	.50	UY42	.70	AC136	.80	BY114	.21	
6AH6	.70	6F9G	.70	6Y9G	.85	12SN7GT	.60	35L8GT	.80	B719	.50	DF91	.90	EBC91	1.00	EP184	.50	KT88	6.75	PL83	.50	UY42	.70	AC136	.80	BY114	.21	
6AJ5	.75	6F12	.70	6Y7G	1.25	2.40		35W4	.55	B729	.80	DF91	.90	EBC91	1.00	EP184	.50	KT88	6.75	PL83	.50	UY42	.70	AC136	.80	BY114	.21	
6AK6	.55	6F14	.90	7A7	1.00	12SQ7	.80	35Z3	.80	B163	2.00	DF91	.90	EBC91	1.00	EP184	.50	KT88	6.75	PL83	.50	UY42	.70	AC136	.80	BY114	.21	
6AK5	.45	6F15	.85	7B6	1.00	12SQ7GT	.80	35Z4GT	.70	CL33	2.00	DF91	.90	EBC91	1.00	EP184	.50	KT88	6.75	PL83	.50	UY42	.70	AC136	.80	BY114	.21	
6AK6	1.50	6F16	1.00	7B7	1.00	.80		35Z5GT	.80	CV6	.60	DF91	.90	EBC91	1.00	EP184	.50	KT88	6.75	PL83	.50	UY42	.70	AC136	.80	BY114	.21	
6AK8	.48	6F18	.60	7D6	2.00	12SR7	.75	43	1.25	CV63	.80	DF91	.90	EBC91	1.00	EP184	.50	KT88	6.75	PL83	.50	UY42	.70	AC136	.80	BY114	.21	
6AL5	.25	6F23	1.00	7F8	2.00	12SD8	2.80	50B5	.95	CV988	.25	DF91	.90	EBC91	1.00	EP184	.50	KT88	6.75	PL83	.50	UY42	.70	AC136	.80	BY114	.21	
6AM6	.70	6P24	.80	7H7	1.00	14H7	.75	50C5	.70	CY1C	1.00	DF91	.90	EBC91	1.00	EP184	.50	KT88	6.75	PL83	.50	UY42	.70	AC136	.80	BY114	.21	

Special offer of EF50 valves, soiled, but new and tested, 21 each.

All goods are unused, tested, and guaranteed. Despatch charges—50p on all orders below £25 in value. Orders over £25 post free. Orders despatched same day as received. Any parcel insured against damage in transit for 5p per parcel extra. Terms of business available on request. Many others in stock too numerous to list. Please enclose S.A.E. for reply to any queries. All prices subject to change without notice.


Oscilloscope offer from KRAMER & CO.

4" Oscilloscope for under £100



SPECIFICATIONS

ELECTRICAL DATA
VERTICAL AXIS (Y) Deflection Sensitivity — 100mV/division. Bandwidth (between 3 dB points) — DC — 5MHz. Input Attenuator — (calibrated) — 5 steps 0.1, 0.2, 0.5, 1, 2, 5, 10, 20, 50, div. Input impedance — 1 Meg./40 pF in shunt. Input Voltage — Max — 600V P.P.
HORIZONTAL AXIS (X) Deflection Sensitivity



Circuit Approach


The essential features of the pre-amplifiers needed for magnetic cartridge are that account should be taken of the fact that they operate as velocity devices, and that output is directly related to velocity. This means that a compromise has to be reached if the RIAA curve is to resemble a good match at maximum and minimum modulation levels. Eventually, this breaks down to a need for matching to $47k\Omega$ im-

Fig. 6: Copper track pattern (full size) of the *complete* receiver p.c.b. The m.w. circuits will appear in the final part in December

pedance and a cartridge output between 3.5 and 5mV, which should cover the major differences in cartridge response and the velocity range in the original recordings.

A non-inverting configuration was chosen, since

**SPECIAL
PRODUCT
REPORT**



**PHOTOLAB
KIT**



One of the main differences between a professional piece of electronic equipment and one built by the average amateur is the appearance of the case and front panel.


Several attempts have been made to produce panel transfers and there must be many panels using rub-down lettering. Few of these, however, produce a professional look to a front panel and rarely match the appearance of a nicely produced satin finish aluminium panel.

Although the necessary material has been available to produce aluminium panels photographically, they have been almost impossible to obtain in small sizes suitable for the home constructor's projects. This has now changed with the introduction of the Photolab Kit by Mega Electronics.

This kit contains all the equipment necessary to produce aluminium or plastic front panels as well as prototype single and double sided printed circuit boards.

Both p.c.b.s and panels are produced using photographic techniques on pre-sensitised materials available in a wide range of convenient sizes from Mega. An ultra violet exposure box provides the means of exposing the sensitised material and the necessary chemicals, and plastic trays to develop and etch the p.c.b. material are also provided. A small electric drill and a selection of twist drills complete the kit.

The production of p.c.b.s is very simple once a transparent positive has been produced, using the transparent film and rub-down pads and tracks provided or drawn on film with a suitably dense black



The Photolab Kit with various front panel arrangements for some recent Practical Wireless projects

ink or paint. It is of course necessary to ensure that you produce a positive, i.e. black where you want copper left. The positive artwork is placed face down on the glass top of the u.v. box with the pre-sensitised copper clad p.c.b. material on top of it. Close the lid and time the exposure as directed in the clear instruction sheet then develop in the developing tray, rinse in water and place face down on the surface of the etchant in the other plastic tray. When fully etched the holes can be drilled for the component leads and the board cut to size.

Care must be taken with the chemicals, especially the etchant, and it is advisable to wear an overall and rubber gloves when using the developing and etching trays.

The quality of the boards produced by the kit is very good and the material seems to be very tolerant of variations in exposure and developing time and the resist appears to stand up to the etchant well. The laminate material is epoxy glass and both single and double sided types are available. The instruction sheet explains how to make double sided boards and following these a sample board was made confirming that the system works and that the registration of the two patterns was good. The resist can be left on the copper tracks after etching and forms an easy to solder fluxed coating.

The 12V d.c. drill supplied with the kit is quite capable of drilling the holes in the finished p.c.b.s but the concentricity of the collet chuck leaves a lot to be desired. Mega are now supplying their own very simple drill holder which improves the true running of the drill. A novel drill stand is available to take the drill, and Mega are about to launch a control unit and power supply for the drill.

A most interesting and exciting use of the kit is for the production of professional quality front panels. The process is very simple and involves the exposure to u.v. of the sensitised material through a negative artwork which can be easily prepared using rub-down letters and numbers and the film supplied. A range of colours is available and the material has a self-adhesive backing enabling the finished panel to be easily fixed to the main front panel.

The transparent overlay films which are available from the *PW* Editorial offices for selected *PW* projects make ideal artworks and produce excellent front panels. Using these films results in a panel which has silver lettering on a coloured background. To produce a silver panel with coloured markings requires the production of a reversed film available from Mega. After exposing the panel material, or reversal film, in the u.v. box the special developer supplied is spread over the sensitised surface and then rubbed with the lint-free pads supplied. This removes the unwanted coloured surface leaving the desired patterns on the surface. The panel can be cut to size easily using scissors or a sharp craft knife, and apertures are also easy to cut. The finished panel should be sprayed with a fixer varnish to provide a scratch-proof finish.

The kit provides a good investment for the home constructor allowing him to make trial p.c.b.s rapidly and economically and to provide his projects with professional quality front panels of which he can be proud.

**Mega Electronics Ltd., 9 Radwinter Road,
Saffron Walden, Essex CB11 3HU. Tel: 0799 21918**

Dick Ganderton

So You Want to Pass the RAE?

A reprint of the complete series, including details of the new examination format being introduced in 1979, is now available. The reprint will cost 85p, including postage and packing to addresses within the United Kingdom.

Order your copy by completing and returning the coupon, together with your remittance, to IPC Magazines Ltd., Post Sales Department, Lavington House, 25 Lavington Street, London SE1 0PF. Please ensure that your name and address are clearly legible.

PRACTICAL WIRELESS—Radio Amateur Examination Reprint

Please send your order and remittance to:—

**IPC Magazines Ltd., Post Sales Department,
Lavington House, 25 Lavington Street, London
SE1 0PF**

Please send me . . . copies at 85p each to include postage and packing

I enclose P.O./Cheque No Value

Remittance must be crossed postal order or cheque (name and address on back please) and made payable to IPC MAGAZINES LTD

NAME.....
(BLOCK LETTERS)

ADDRESS.....
(BLOCK LETTERS)

.....

.....

.....

.....

..... Post Code

Remittances with overseas orders must be sufficient to cover despatch by sea or air mail as required.

Payable by International Money Order only

Company registered in England. Regd. No. 53626

A subsidiary of Reed International Limited

Cut round dotted line

NEXT MONTH IN...

practical

WIRELESS

ON SALE 3RD NOV.




8 Page Supplement 'BREADBOARDS'

Prototyping aids for the constructor

the **PW**
'Dorchester'

ALL-BAND TUNER

State-of-the-art circuitry, long, medium, 3 short waves and stereo v.h.f. make this easy-to-build project an attractive proposition for the avid short-wave listener and music lover. A b.f.o. is provided for the reception of c.w. and s.s.b. signals and excellent overall performance can be expected. To complete the tuner, a commercially made cabinet and tuning scale will be made available.



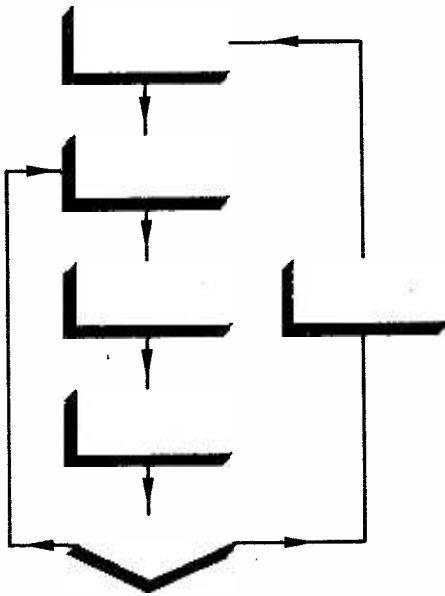
ALSO:

CAR RADIO LONG-WAVE CONVERTER

Those without l.w. facilities on their car radios will now be able to receive the new Radio 4 transmissions. This unit converts 200kHz (l.w.) into a narrow "slot" at the high end of the m.w. band.

DIGITAL DOOR CHIMES

Bring your "early warning" system into the twentieth century with our CMOS-operated "Digital Door Chimes". Delight (or insult) callers with "Colonel Bogey" or any other self-programmed melody.



WHY PROGRAMMABLE

It is not very many years since the first scientific electronic calculators were introduced. In their speed, they rivalled the slide-rule, and had the advantage of positioning their own decimal point! In accuracy, they were equal to a set of mathematical tables. Thus they combined the best features of both, though functions were generally limited to log, sin, cos, tan and their inverses. Prices of such instruments were pretty frightening—well in excess of £50, which was still quite a lot of money in those days.

Advances in the technology of design and manufacture of large scale integrated circuits soon meant that prices began to tumble, and all the while more functions appeared. Reciprocals, powers and roots, constants, conversions and statistics chased each other into the specifications, while memories and multiple sets of brackets added ease and power to calculations. Algebraic entry (this simply means that a problem is keyed into the calculator just as it would be written down on paper) became almost universal, though an alternative method known as Reverse Polish Notation still has its devotees. It was not long before a machine offering some thirty functions could be purchased for under £30.

The advantages of a calculator with functions such as those listed above were fairly obvious to anyone involved in any branch of engineering, though probably many that were bought were used mainly for the four basic arithmetic functions—for adding up bills, checking bank statements and the like. But there had appeared on the scene programmable calculators, some at prices around £200. Their advantages were not so obvious then, nor are they today for many people, other than those versed in computers. Prices have plummeted yet again, and this month we offer PW readers a scientific programmable calculator for just £26.95.

So, what is a programmable calculator, and what can it do? For those who are frightened off just by the word "program" (which simply means a series of instructions to be followed), it may be reassuring to realise that all calculators make use of programs, even if you're just asking them to add one and one! Far more complicated programs are needed in a scientific calculator, for instance to produce the square root of a number, or the sine of an angle. These programs are worked out by the designer

and come into operation when you press the appropriate button. They are preset and cannot be altered by the user. When we talk about a programmable calculator, we mean that the user **has** got control over the series of instructions that will be followed by it.

The instruction program is entered by the user as a sequence of key strokes. These are remembered by the calculator for later operation, and can be used over and over again. This is a particular advantage where you want to repeat a calculation with several different sets of data. Obviously, you could key in the instructions afresh with each set of data; this is what you are doing when performing chain calculations on a conventional calculator. The advantage of programming over manual operation is that the instructions have to be entered just once, taking less time and reducing the likelihood of error. All that is then necessary is to enter each new set of data into the appropriate memories, press the "RUN" key and the calculator will do the rest.

A programmable calculator can be used in an even more powerful way, to solve problems which would be impractical on a manual calculator. By means of a repetitive loop, a particular sequence of operations can be repeated as many times as required at the touch of one key. It is also possible to program a decision (called a conditional branch) whereby the calculator can be told to do different things according to the outcome of a previous calculation. Many programs can of course be shortened and speeded up by using standard pre-programmed functions within the program.

Typical applications for a programmable calculator include:


- Solving quadratic equations
- Complex arithmetic
- Matrices and determinants
- Vector problems
- Differential equations
- Co-ordinate geometry
- Statistical analysis
- Probability calculations
- Series



Burley

Simple Stabilised Power Supply

W.S. POEL



Introduction

Just as most aspects of electronics have advanced mercilessly over the past five years, leaving a trail of prematurely redundant devices and systems in their wake, so the humble p.s.u. has recently received a jolt with the introduction of the L200 current and voltage regulator from SGS ATEs. The L200 is supplied primarily in their versatile pentawatt package—although a TO8 can is provided for some applications. The specifications are, however, the same except that the pentawatt package apparently has a better junction/case thermal gradient.

The Regulator Unit

This device provides adjustable voltages from 2.85 to 36 volts, and variable current from 0 to 3 amps, when the input/output voltage differential permits. The regulator includes thermal and safe area of operation (SOA) protection that makes it virtually blowout proof (the actual maximum current being determined by the case temperature), shown in Fig. 4. The L200 does away with many of the past standards of the electronics industry by providing a five-pin regulator that can replace the 723 and "pass" transistor combination, and many of the more complicated discrete approaches that still manage to find their way into modern designs. The 7800 and LM340 series of regulators are still suitable for strictly fixed voltage applications, but the L200's versatility will certainly be favoured in many applications.

The Circuit

The applications circuit of the L200 as a variable current, variable voltage p.s.u. is quite straightforward, and makes some more costly p.s.u. regulator modules look embarrassingly overweight. Precautions are taken in the construction of the unit to eliminate as much r.f. interference as possible.

A mains filter is used, and since this also incorporates an IEC connector, the mains input lead is taken care of at the same time. Such a filter may seem unnecessary to some constructors, but the

★ specification of prototype

Output voltage 2.8 to 30V continuously adjustable

Output current—see SOA graph

Output regulation 0.1% at 1.5A

Output impedance 1.5×10^{-3} in SOA operation

Output noise voltage $80 \mu\text{V}$ at 1MHz (may be reduced by 55dB with GA1A5). Typically below measurement floor on a spectrum analyser sweeping d.c. to 100MHz

average level of noise pollution on the 240V mains is quite sufficient to get "through the works" and cause trouble on sensitive r.f. equipment. These units attenuate everything above 400kHz by over 50dB, making their inclusion a useful feature in quite a few mains-operated units.

Further r.f. decoupling precautions are taken close around the L200 itself, since despite its unassuming appearance, deliberate attempts to excite it into misbehaviour produced a very passable 20W topband transmitter. All that was necessary was to misdirect some of the decoupling slightly—so that a simple positive feedback loop existed. For users with a requirement for a very pure output, a second filter may be used—the GA1A5 (5 amp) provides a further reduction 55dB above 500kHz and also keeps r.f. out of the p.s.u. itself. A 5 amp filter provides surge suppression, and the use of the p.s.u. in connection with r.f. transmitter work should automatically include the second filter at the output terminations.

Setting Meters for F.S.D.

The metering circuits are straightforward enough—except to mention that these employ the Ambit "Meter Made 930" series, where the same basic blank meter is used with the scale selected and fitted by the user to suit the application in hand. The meters come with details of shunt and multiplier design, and in this context the calculations are as follows: meter type 930, $200 \mu\text{A}$ f.s.d. unit resistance 750 ohms. To

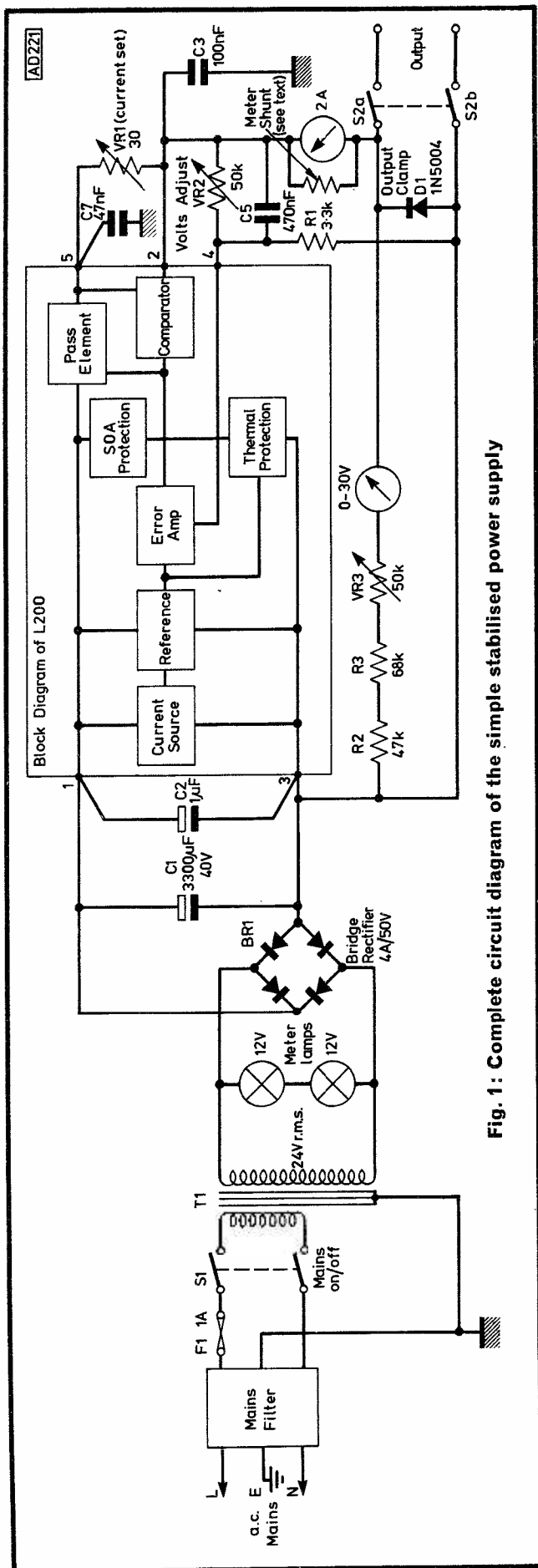


Fig. 1: Complete circuit diagram of the simple stabilised power supply

provide a 30V f.s.d., then according to Ohm's Law $30 = (200 \times 10^{-6}) (R + 750)$ where "R" is the value of multiplier required reducing to $R = 150k - 750$ ohms. To permit accurate trimming of the f.s.d. a 68k and 47k are used in series with a 50k preset—the trimmer is then adjusted in conjunction with a known reference meter.


To provide a 2 amp f.s.d. for the current meter, $(200 \times 10^{-6}) 750 = 2 \times R$ (the $200 \mu A$ is insignificant in 2 amps) $R = 0.075$ ohms. This is not the sort of value that grows on trees—and so it must be made. The easiest way is to wind a non-inductive resistor using ordinary cored flex ($7 \times 0.2mm$). 70cm of a typical RS type was found to be the right value—and by over-cutting it, then trimming back, the exact value can readily be found using the reference multimeter as before.

Bang!

Note the protection diode placed across the output. The only way so far discovered to blow the L200 is to connect a fully charged 1000µF (or greater) capacitor the wrong way across the output pins. When working on equipment, it is going to be quite likely that this can occur if the circuit is momentarily connected in reverse. Be careful about this point, regardless of the protection afforded by the diode.

Construction

The case used is chosen from the Swift series by West Hyde developments. It is a costly approach, but since poor presentation nearly always lets down the home constructed equipment—it is well worth the expense. The rear panel makes an ideal heatsink for the L200, and by virtue of the construction of the case, it is also the best location for the transformer and all the mains connectors and fuse circuit components. The voltage setting potentiometer is a multi-



An internal view, showing the location of the major components

turn unit—again this may be substituted by a cheaper component with a loss of setting resolution. The current limit potentiometer must be a reasonable quality wire-wound unit. The current carrying output and input wires on the L200 should be reasonably sturdy to provide as little resistance as possible.

The bridge rectifier and reservoir capacitor are fixed to the base plate with double-sided adhesive tape. The prototype bears one or two scars of misplaced holes, but a brief experiment with the tape revealed that it was more than sufficient for the purpose and so nuts and bolts were omitted. In this way, holes and protrusions from the underside are avoided.

The mains transformer can be a straightforward 240V primary, and 24V (12-0-12 in series) secondary. The 930 series meters have internal 12V illumination which is run from the raw a.c. side of the secondary (in series).

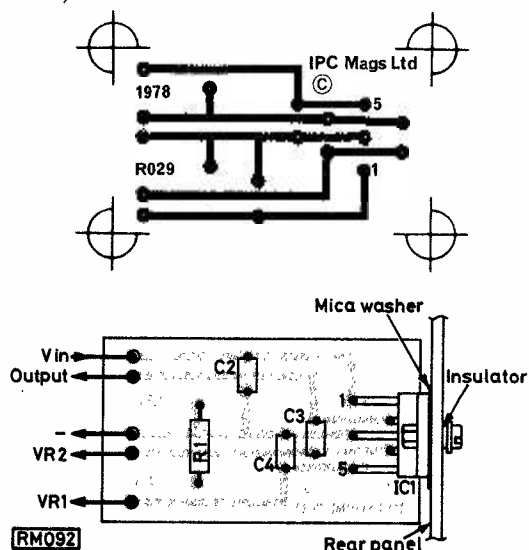


Fig. 2: (above) Copper track layout of the L200 connection p.c.b. (shown full size) and Fig. 3: (below) The component layout

Regulation

The current is regulated according to the value of the current regulator potentiometer where $I_{out\ max}$

$$= \frac{0.6}{VR1} \cdot \text{The current limiting is of a foldback nature—}$$

so simply short-circuiting the output will not necessarily give an accurate idea of the maximum current available at high voltage. The same effect can be seen when connecting the p.s.u. to an uncharged capacitor, where the voltage at the output falls momentarily to zero, since this may instantaneously cause the V_{in}/V_{out} to trip the SOA protection circuit, effectively latching up the whole works.

The "on" current surge of filament lamps will create the same effect again, so keep the d.c. input voltage to below the switch-off point on the SOA graph of around 34V. C5 is used in the circuit to supply a clean reference for the error amplifier—a ten-turn wire wound control will produce a "whirring" effect in the output voltage when spun, if this is not included.

The d.c. output is terminated without direct connection to earth, permitting either positive or negative chassis operation. A series-connected switch is included at the output terminals to isolate the sup-

plied equipment when setting up. The chassis must be at mains earth for the purposes of supply filtering, and in a situation where the transformer is not of the preferred split/isolated bobbin type, it is necessary to provide primary/secondary breakdown fusing.

★ components

Resistors		Potentiometers	
1/4W carbon 5%		VR1	30Ω wirewound 2W
R1	3.3kΩ	VR2	50kΩ ten-turn variable
R2	47kΩ	VR3	47kΩ miniature preset
R3	68kΩ		
Capacitors			
C1	3300μF 40V electrolytic		
C2	1μF tantalum 85V		
C3	100nF mylar		
C4	47nF mylar		
C5	470nF mylar or polycarbonate		
Semiconductors			
IC1	L200 (SGS/ATES)		
BR1	4A 50V		
D1	1N5403		
Mains Transformer			
240V primary, 24V r.m.s. secondary			
Miscellaneous			
Case, West Hyde "Swiftcase", knobs—Sifam collett type, meters—930 series "Meter Made" (Ambit), S1, S2, on/off mains and on/off output—d.p.d.t. 2A rated, screw terminals, fuse holder, 1A mains fuse, Mains filter—Stamford Engineering or RS Comps.			

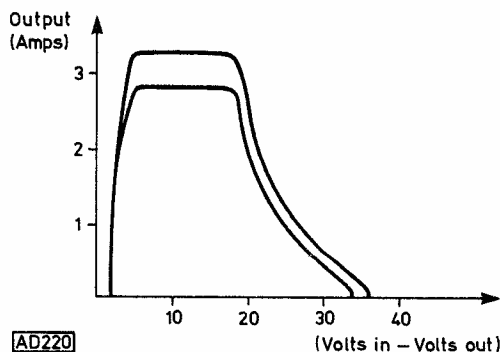


Fig. 4: Graph showing L200's current/voltage link with safe area of operation (SOA)

Using the Unit

The p.s.u. can be used to provide up to 3 amps (with an appropriately rated transformer) according to the limits of Fig. 4. If you have a specific need for high current, low voltage work, then use a transformer to give a lower d.c. unregulated voltage—keeping the V_{in}/V_{out} differential across the L200 to the range below 18V where most current is available. The maximum regulated output voltage will be approx. 2V less than the d.c. input voltage to the regulator—and in high current applications, depending on the transformer regulation, this may be increased to 5 or 6 volts at maximum output.

The unit may also be used for charging Ni-Cad batteries, etc. Set voltage to maximum (fully charged) required voltage, and attach the battery, slowly bringing up to the permissible level.

Introduction to

S.A.MONEY

LOGIC ~ 4

So far we have seen that flip-flops can be used as latches, or as shift registers for converting data between serial and parallel formats. Flip-flops can be, and often are, applied to other useful activities, such as those of counting and frequency division. We shall now investigate these applications of the flip-flop.

Frequency Dividers

When we examined the JK type flip-flop it was noted that an interesting action occurred if both the J and K inputs were held at 1. Under these conditions the Q output simply changes state each time a clock pulse is applied. If the clock input is a square wave with equal half cycles at the 1 and 0 levels the resultant waveforms for clock input and Q output will be as shown in Fig. 42. Now the output waveform has the same shape as the clock signal but it has exactly half the frequency. We have produced a nice little circuit which will divide frequency by two.

You don't have to use a JK flip-flop to produce a divide-by-two circuit however, because a D flip-flop can also be connected to perform the same action. This is done by connecting the Q output back to the D input as shown in Fig. 43. Now when a clock pulse is applied, the Q output will take up the state previously held by the Q output. In other words the Q output changes state in the same way as it did with the JK flip-flop. We now have another version of the divide-by-two circuit.

Suppose we connect several divide-by-two stages in cascade as shown in Fig. 44. Here the Q output from each stage is used as the clock drive for the

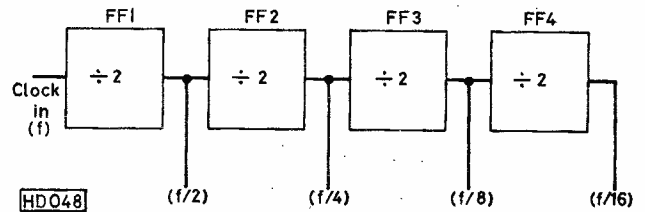


Fig. 44: A 4-stage binary divider

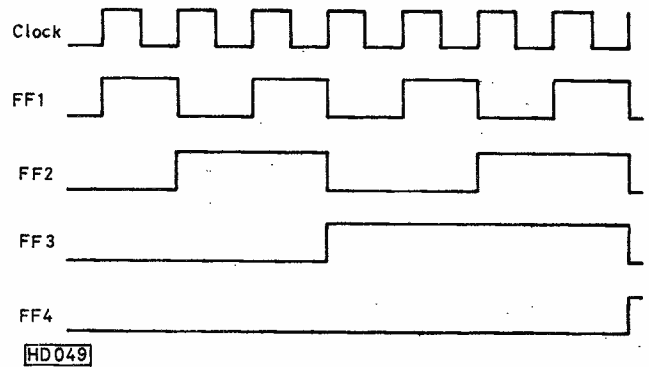


Fig. 45: Normal counter waveforms

following stage. At the output of the first stage the frequency is half that of the clock input. At the second stage the frequency will be a quarter of the clock frequency and so on. For four stages we could produce half, quarter, one eighth and one sixteenth of the input frequency (Fig. 45).

If the Q output of each stage were used for the clock of the next stage we should still get the frequency division but each frequency would be in phase with the others. This is shown in Fig. 46.

This technique of frequency division is in fact used for quartz analogue watches. In this type of watch a tiny electric motor drives the hands and is pulsed at a rate of one pulse per second. For accurate time-keeping a quartz crystal oscillator is used to produce the pulses. Such an oscillator is not really practical at one cycle per second so the primary oscillator may run at a much higher rate and the frequency is divided down to produce one pulse a second for driving the hands of the watch.

Often the crystal frequency will be 32.768kHz which when divided by two a total of fifteen times produces a frequency of one hertz. So the crystal oscillator will be fed through a chain of fifteen divide-by-two circuits to produce the required output signal.

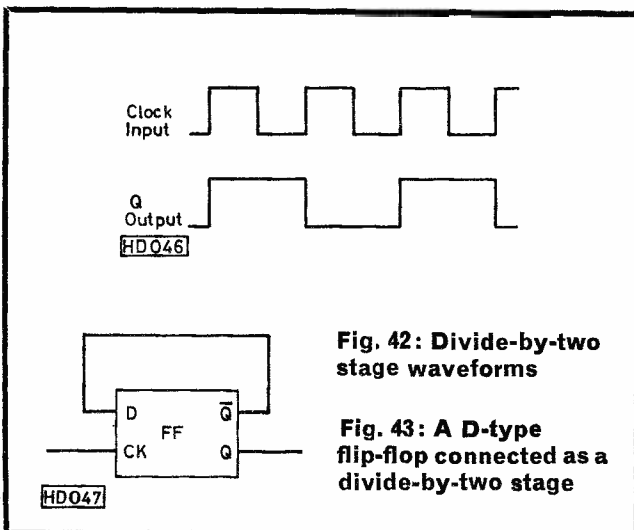


Fig. 42: Divide-by-two stage waveforms

Fig. 43: A D-type flip-flop connected as a divide-by-two stage

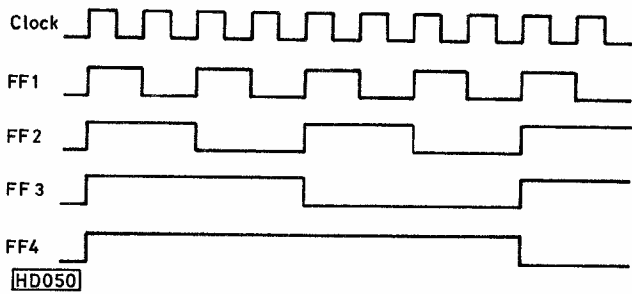


Fig. 46: Waveforms where Q is used as clock drive

Sometimes the crystal may operate at even higher frequencies, such as 2.0968MHz in which case a 21-stage frequency division chain might be used to produce the one hertz output. The same type of divider chain is also used for the initial frequency division in a digital watch or clock running from a crystal.

Normally in our everyday lives we use the decimal system of numbers. Here each of the digits of the number is allocated a weight value so that we have units, tens, hundreds, thousands and so on. If we take the number 103 as an example it can be broken down as follows:

$$(1 \times 100) + (0 \times 10) + (3 \times 1) = 103$$

Numbers can also be represented by using a binary system. Here the digits can have only the value 1 or 0 and the weights allocated to each digit will be units, twos, fours, eights, sixteens and so on. Let us now see what our decimal number 103 looks like in its binary form. It will in fact be 1100111 which can be analysed as;

$$(1 \times 64) + (1 \times 32) + (0 \times 16) + (0 \times 8) + (1 \times 4) + (1 \times 2) + (1 \times 1) = 103$$

Why do we need to know about binary numbers? Well our logic system uses the binary states 1 and 0 so it is convenient to represent numbers in binary form. Each of the digits has a weight which is twice that of the next digit. Now we can, as we have just seen, divide frequency or numbers of pulses by two quite readily, and this lends itself to the production of counter systems which present the answer as a binary number.

Binary Counters

Suppose we have a chain of four divide-by-two stages as shown in Fig. 44 and that we start off by having all four stages set at 0. As clock pulses are applied at the input the four stages will go through the sequence of logic conditions shown in Table 9.

From this sequence of logic states we can see that after each clock pulse the pattern of 1s and 0s stored in the four flip-flops represents the binary number of clock pulses that have been applied. Here the state of flip-flop FF1 represents the units digit whilst FF2, FF3 and FF4 give the twos, fours and eights of the binary number.

Let us see how such a counter might be used. Suppose we have a production line making radio sets and we arrange that as the sets leave the line they pass through a light beam falling on a photocell. Each time a set passes the photocell a pulse will be produced and this can be fed as the clock input to the first stage of a binary counter chain. At the beginning of the day the counter can be set at zero and

when production stops at the end of the day a binary number will be stored in the flip-flops making up the counter. This binary number represents the total number of sets that have been produced during the day.

If we wanted to count the number of pulses occurring in a second in some electronic circuit a similar approach might be used. Here an input gate is needed to control the application of the pulses at the clock input. The gate is opened for a period of exactly one second allowing pulses to reach the counter and be counted. Assuming that all of the stages of the counter were set at zero before the gate is opened then at the end of one second the gate will stop the incoming pulses and the counter will show the number that occurred in the last second whilst the gate was open. The gate timing might also be derived from a counter chain driven by a crystal oscillator as shown in Fig. 47.

BCD Counters

So far we can divide frequencies and count pulses using the binary system and the answers might be displayed on a series of lamps as a pattern of 1s and 0s forming the binary number. Unfortunately, human operators are used to seeing numbers in their decimal form and will generally be confused by patterns of 1s and 0s forming binary numbers. What we need is some scheme where we can use binary logic to perform the counting process but where the display is presented in the more familiar decimal form.

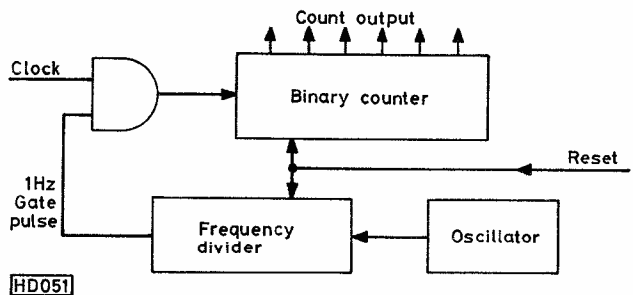


Fig. 47: A gated counter system

Table 9

Clock Pulse	Logic State			
	FF4	FF3	FF2	FF1
0	0	0	0	0
1	0	0	0	1
2	0	0	1	0
3	0	0	1	1
4	0	1	0	0
5	0	1	0	1
6	0	1	1	0
7	0	1	1	1
8	1	0	0	0
9	1	0	0	1
10	1	0	1	0
11	1	0	1	1
12	1	1	0	0
13	1	1	0	1
14	1	1	1	0
15	1	1	1	1

Converting pure binary numbers into decimal numbers is a rather complex process but it is possible to code our decimal numbers into a binary form so that they can be processed by logic. A 4-digit binary number can, as we have seen represent the numbers from 0 up to 15. To avoid confusion between binary and decimal digits let us introduce a new term. The binary digit is usually called a Bit so we can now say that a decimal digit may be represented by a 4-bit binary number. If we apply this scheme to our number 103 it will become;

0001 0000 0011
1 0 3

This method of writing numbers is called Binary Coded Decimal (BCD) and has the advantage that it is relatively easy to convert to and from real decimal numbers whilst giving a binary form of number which can be handled by logic systems.

So let us see how we might build a counter system using this Binary Coded Decimal numbering scheme. For the units digit of the decimal number we can use a 4-stage binary counter. Starting off with all stages set at 0 the clock pulses will cause the 4-bit binary pattern from the counter to step through the numbers 1 to 9. On the tenth clock pulse we must arrange that the pattern returns to zero and a clock pulse must be produced to drive the tens decade of the counter chain. The return to zero after the ninth clock pulse is achieved by using a gate to detect the pattern for 10 and using its output to reset the four counter stages. This is shown in Fig. 48.

For the tens decade a second group of four divide-by-two counters with a reset gate is used and this pattern is repeated for the hundreds, thousands and so on. Thus there will be a 4-bit binary pattern from the counter for each decade of the decimal count.

In the reset gate only two inputs are used. Looking at the table of logic states in Table 9 it will be seen that only at the count of 10 will both the "2" and "8" bits of the binary number be at 1 together. The other two bits of the pattern do not matter since they are only effective for counts above ten and we are going to reset the counter at ten anyway. When bits "2" and "8" go to 1 the output of the NAND gate falls to 0 and this is applied to the reset lines of all four stages to force them into the 0 state. Here a TTL type counter has been assumed. If the counter requires a 1 input to the reset line to produce the reset action the gate would be replaced by an AND type.

As the counter resets at the tenth clock pulse the \bar{Q} output will go from 0 to 1 and this transition can be used as the clock pulse drive for the next decade counter.

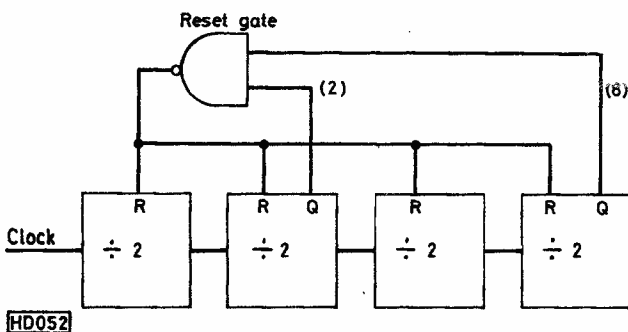


Fig. 48: A decade counter

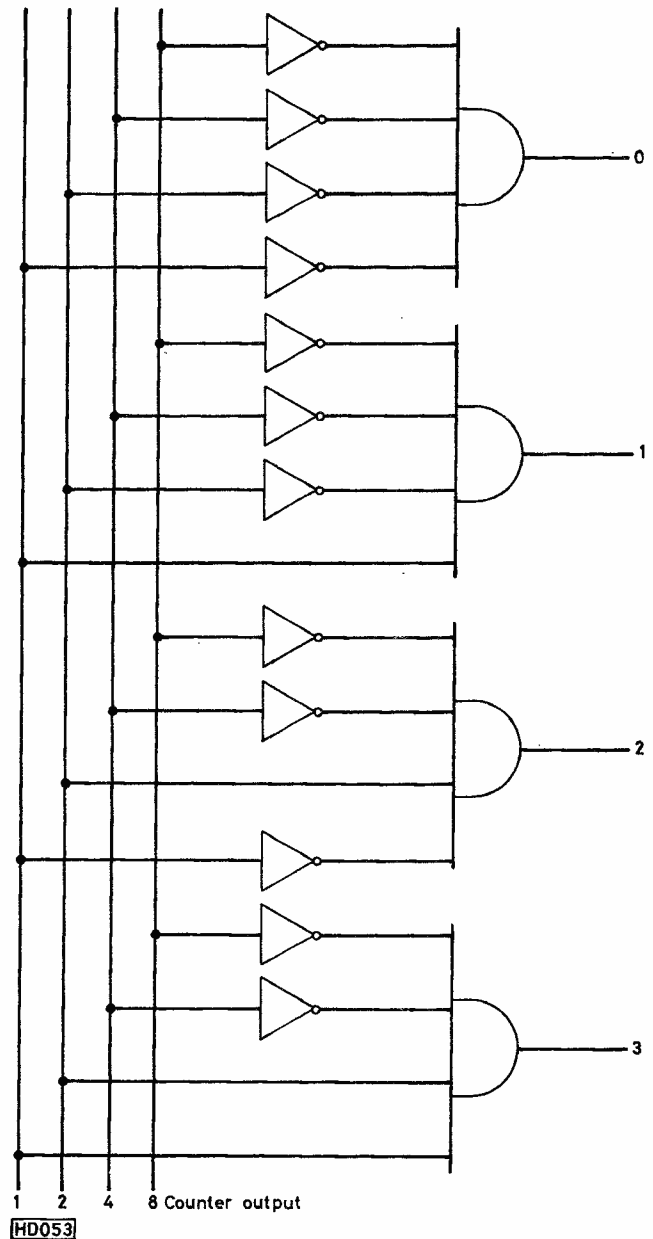


Fig. 49: Principle of a decimal decoder

Because decade counters are regularly-used devices it is common to find a complete decade counter with its reset gate built into a single package. Typical of these is the 7490 in TTL which provides one decade of a BCD-type counter chain. The 7493 contains just the four divide-by-two stages and can be used as a simple 4-bit binary counter. In CMOS similar functions are found in 4518 (BCD) and 4520 (binary) counters except that there is a pair of decade counters or binary counters in the single package.

Display Decoders

Having produced a decimal count and obtained the binary pattern for each decimal digit the next problem is that of displaying the answers. One solution is to use each bit output to light a lamp and read off the binary pattern of 1s and 0s from the array of lamps, but this is not very attractive.

By using a series of gates we can select out each of the binary combinations from 0 to 9. In Fig. 49 we show how this is done for the first few digits. The basic scheme is to use a 4-input AND gate to detect the pattern. Where the bit should be a 0 the input to the AND gate is inverted so that when the desired pattern occurs all of the inputs to the AND gate go to 1 and the gate gives a 1 output. Now as the output from the counter stages is stepped through from 0 to 9 each gate will produce a 1 output in turn as its particular count pattern occurs.

A simple display scheme is to have a bank of ten lamps, numbered 0 to 9, for each decade. Now the answer can be read off by simply noting which lamp is lit in each decade to give the hundreds, tens and units of the result. In TTL the 7442 provide this one-from-ten decoding system in a single chip. The 4-bit outputs from the counter are fed to the 7442 and one of its ten outputs will go to 0 according to the binary pattern at the input.

A more convenient display system makes use of Nixie-type display tubes. These consist basically of a neon lamp which has a common anode and ten separate cathodes. Each cathode is formed in the shape of one of the numbers from 0 to 9. With a suitable supply to the anode, if one of the cathodes is taken to 0 volts a discharge will strike between it and the anode. The glow will be in the shape of the symbol formed by the cathode selected.

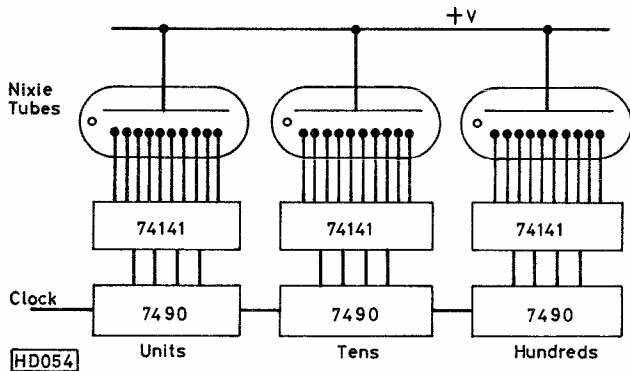


Fig. 50: A typical counter with Nixie displays

The Nixie tube can be driven by a special logic decoder such as the 74141 in TTL which carries out a one-from-ten selection and provides the appropriate drive for the cathodes of a Nixie tube. The system for a 3-decade BCD counter system and display might now be as shown in Fig. 50.

Seven-Segment Displays

Although Nixie tubes are still used for displays a more popular technique today is to use a light emitting diode or liquid crystal display. In this type of display the numbers are formed by selectively lighting up seven bar segments as shown in Fig. 51 and the resultant number shapes will be as shown in Fig. 52.

The segments of the display are switched in much the same way as the cathodes of a Nixie tube but a rather more complex decoder is required. This consists basically of a one-of-ten decoder to select the numbers to be displayed and each output of this drives a further set of gates to select the pattern of segments needed to display that number. Typical de-

Fig. 51: Seven segment display layout

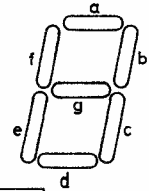
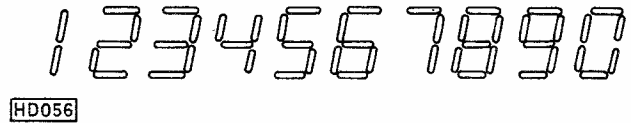


Fig. 52: Seven-segment number patterns



VICES of this type are the 7447 in TTL and the 4511 in CMOS. In some 7-segment i.e.d. displays the anodes are separate with a common cathode, and for these a 7448 decoder might be used.

Sometimes for multi-digit displays a single 7-segment decoder is multiplexed to feed all of the displays. The general idea of such a scheme is shown in Fig. 53. The segments of all of the displays are fed in parallel from a 7-wire bus driven by the 7-segment decoder. At the input to the decoder the 4-bit pattern for each decade of the counter chain is switched in sequence and at the same time the anode voltage to the appropriate display is also switched on so that only the selected display digit will light. The displays are now continuously scanned at a rate fast enough that persistence of vision will eliminate flicker as the displays flash on and off. This type of display scheme is often used on the large scale integrated circuits since it reduces the number of pins needed on the package in order to drive a bank of displays. A similar scheme can be used equally effectively with the Nixie tube type of display.

Often in such devices as digital clock circuits or multi-stage counters in one integrated circuit the display decoding, multiplexing and drive circuits are built into the chip giving only the seven cathode outputs and the anode outputs to the display system.

Digital Clocks

Having produced decade counters and displays we now have the basic ingredients for a digital clock. However, we do need one more type of counter which will divide by six. This can be achieved in much the same way as a decade count but in this case the reset gate is arranged to respond to the binary pattern for six instead of ten. So for the seconds

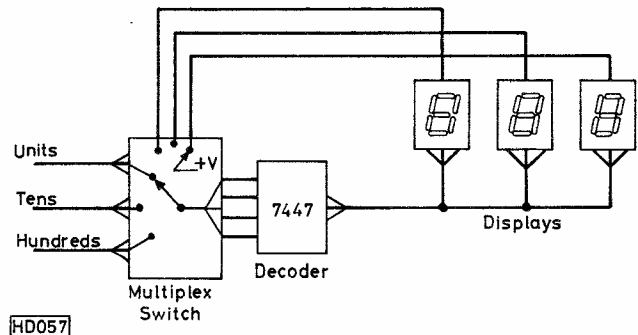


Fig. 53 Principle of a multiplexed display system

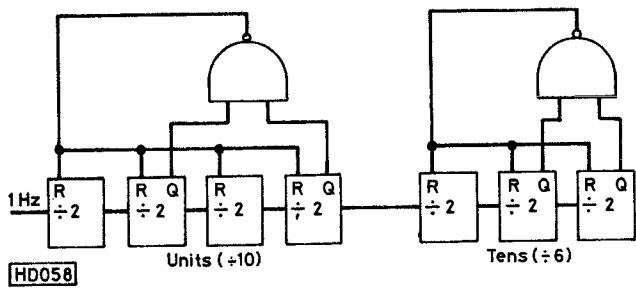


Fig. 54: A seconds counter system

section of the clock the system might be as shown in Fig. 54. Here the seconds are counted off by using a 4-bit decade counter whilst for the tens of seconds a 3-bit counter is used since it will only count up to five and then will be reset to zero on the sixth count. The 8-bit input to the tens of seconds display driver is permanently set at 0 to produce the correct display. A pulse is taken from the tens of seconds counter each time it resets to 0 and this pulse is used to clock the minutes stage of the clock.

The overall system for a digital clock would be as shown in Fig. 55. In the hours stages, assuming a 24-hour system, both the tens of hours and hours must be set to zero when their combined count reaches 24. This is done by gating the "2" bit from tens of hours and the "4" bit from hours into an AND gate and using its output to reset both counters. For a 12-hour clock system a similar scheme is used, but this time it is arranged to reset the hours counters when the total count reaches 12 instead of 24.

Most digital clock and watch systems use special large scale integrated circuits to carry out the counting, decoding and display drive functions. In some cases these circuits may also include further counters for day, month and year to provide an automatic calendar as well as time.

Identity Gates

Suppose we want to build an alarm clock. How can the alarm be organised? Basically the scheme is to compare the binary pattern representing the alarm time code with the count pattern coming from the clock counter chain. When the two patterns are identical a flip-flop can be triggered. This flip-flop will then control the alarm circuit itself. The alarm code may be selected by a multiway switch or it may be entered into a bank of flip-flops in the clock system.

To compare two binary numbers for identity we can use a set of EXCLUSIVE OR gates as shown in Fig. 56. In the EXCLUSIVE OR gate you will recall that if both of the inputs are at 1 or both are at 0 the gate output will be 0. In an identity gate one bit from one of the numbers to be compared is fed to one input of the gate, whilst the other input is fed by the corresponding bit in the second number. This is done for all of the bits in the numbers to be compared, one EXCLUSIVE OR gate being used for each bit in the numbers. When the two numbers are identical all of the outputs of the EXCLUSIVE OR gates will be at 0. These signals can now be inverted and gated together in an AND gate to produce a single output which will be 1 when the input numbers are identical and 0 when there is a mismatch. For an alarm system the output of the AND gate is used to set a flip-flop which then operates the alarm device.

This technique of comparing two binary or BCD numbers may be used in other applications where identity between a pair of numbers is to be detected.

Synchronous Counters

In the counters we have considered so far each stage produces the clock pulse for the following stage in the chain. Because of propagation delays in each stage the clock pulse to the next stage will be delayed slightly. Suppose we have a 3-stage binary counter set at 111 and apply a clock pulse. In theory the counter should switch to the 000 state immediately but in practice the sequence of logic states shown in Fig. 57 will occur. Here the delays have been exaggerated to show the effect more clearly. The stages switch one after another to give a rippling action and for this reason this type of counter is usually referred to as a "ripple-through" counter.

Problems can arise when gates are used with ripple-through counter chains to detect a particular count state. In Fig. 57 it is seen that the states 110 and 100 appear briefly at the output of the counter and any gates set to respond to these patterns may be activated. As a result a short pulse, usually referred to as a "glitch", may appear at the output of these gates. This can cause havoc in a logic system by mis-triggering of other logic circuits by the glitch pulses.

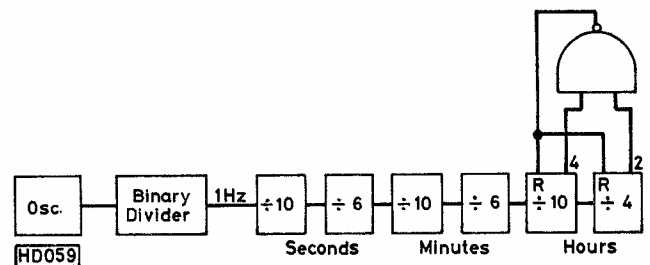


Fig. 55: A typical digital clock counter

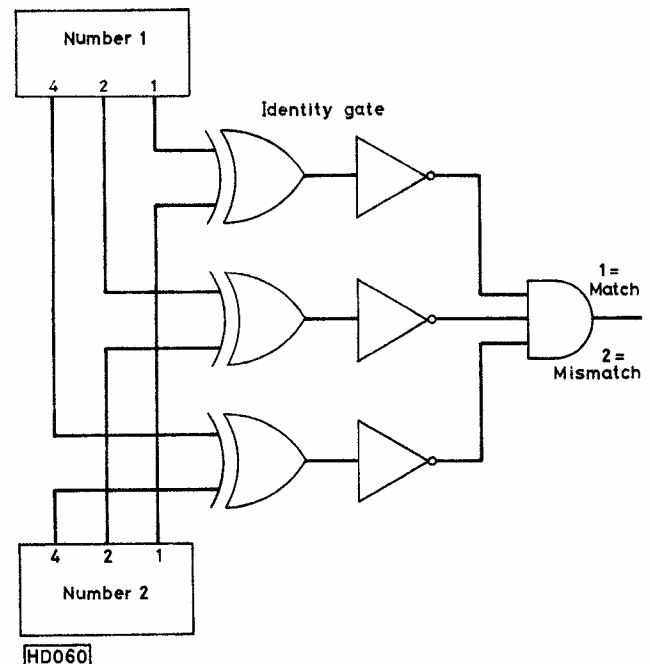


Fig. 56: An Identity gate

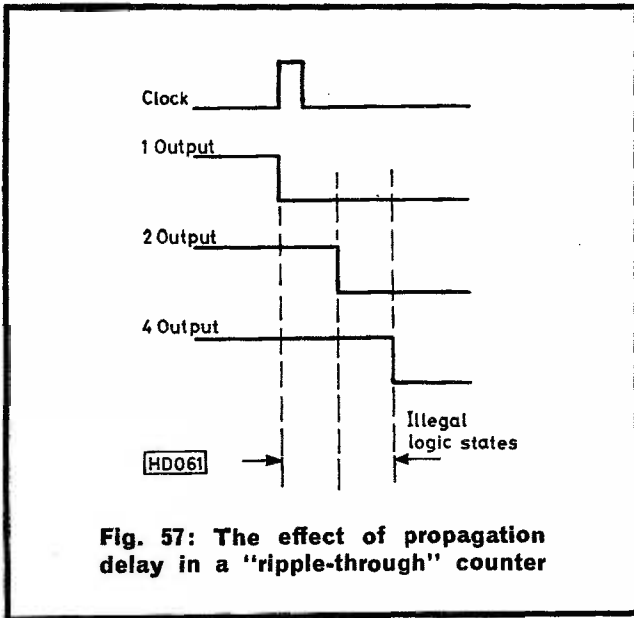


Fig. 57: The effect of propagation delay in a "ripple-through" counter

To overcome the problem of glitches caused by ripple-through counters an alternative type of circuit known as a synchronous counter may be used.

In the synchronous counter a master-slave flip-flop is used for each divide-by-two stage. Now the input clock is applied to all stages simultaneously and hence output logic states tend to change synchronously for all stages, thus reducing the problems of glitches in selector gates operating from the counter.

Most synchronous counters come as 4-bit units and may be designed for either pure binary or decade counters. Typical devices are the 74160 and 74162 decade counters and the 74161 or 74163 binary counters in TTL. In the CMOS range the 4518 and 4520 provide dual decade or dual 4-bit binary counters.

Up/Down Counters

Sometimes instead of counting upwards we may wish to count downwards, say from 9 down to 0. In a simple binary counter this is easily achieved by inverting the output signals from the counter stages. This effect is shown in Table 10 where the binary

counts and their decimal equivalents are shown for both the normal and inverted outputs of the counter stages.

An alternative approach is to take the clock drive for each stage from the \bar{Q} output of the preceding stage instead of from its Q output. Now assuming we start with say the count state 000 when the clock pulse is applied the first stage will set to 1. This will in turn clock the other stages to 1 to end up with the count 111 which gives a count of 7 after the 0 count. On the next clock pulse the count will reduce to 6 and so on. You can work through these states to check that the count decreases for each clock pulse.

For a decade counter things are a little more complex. Now after the counter reaches 0 its next count is to 15 (1111). This must be detected by the reset gate and then the counter must be forced into the 9 state to produce the correct count sequence.

Fortunately Up/Down counter devices are available as single integrated circuits with the required control logic built in. Sometimes a control line determines whether the counter will count forwards or backwards. In TTL the 74190 (decade) and 74191 (binary) counters use this technique. Alternatively two separate clock inputs may be used, with one for up counting and another for down counting. This is the case for the 74192 (decade) and 74193 (binary) types.

Pre-settable Counters

Many of the integrated circuit counter devices have facilities for direct parallel loading of data to force the counter into a desired count state. This can be of use where a variable time delay is required such as in a darkroom timer. The technique is to preset the counter to the desired number of seconds and then to count down until the zero count is detected. At this point the alarm or other circuit may be triggered. For other count times the value preset into the counter is altered but the reset detection gate remains set for the zero state. This count down to zero technique may be used for any application where a variable number of pulses must be counted, before another circuit is triggered.

TO BE CONTINUED

Table 10

Binary Digits				Decimal Digit	Inverted Bits				Decimal Digit
"8"	"4"	"2"	"1"		"8"	"4"	"2"	"1"	
0	0	0	0	0	1	1	1	1	15
0	0	0	1	1	1	1	1	0	14
0	0	1	0	2	1	1	0	1	13
0	0	1	1	3	1	1	0	0	12
0	1	0	0	4	1	0	1	1	11
0	1	0	1	5	1	0	1	0	10
0	1	1	0	6	1	0	0	1	9
0	1	1	1	7	1	0	0	0	8
1	0	0	0	8	0	1	1	1	7
1	0	0	1	9	0	1	1	0	6
1	0	1	0	10	0	1	0	1	5
1	0	1	1	11	0	1	0	0	4
1	1	0	0	12	0	0	1	1	3
1	1	0	1	13	0	0	1	0	2
1	1	1	0	14	0	0	0	1	1
1	1	1	1	15	0	0	0	0	0

Gadgets around the House

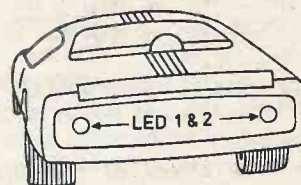
Slot Car Brake Lights

This simple, but effective, circuit adds working brake lights to slot racing cars. The brake lights are out when the car is accelerating or running at constant speed, but come on as the car slows down.

The circuit is shown in Fig. 1. When the motor is drawing current, diode D1 is forward biased, and LED1 and LED2 are both off. If power is removed the motor acts as a generator and current flows through LED1 and LED2, R1 and R2. The two i.e.d.s light and stay lit until the car is almost stationary. Capacitor C1 stops the i.e.d.s flashing as the car passes over dirty track, and prevents them lighting on the troughs in the normally unsmoothed supply. Diode D2 protects capacitor C1 from reversed supply. This diode will short the supply, but slot racing supplies are protected by a current limit or cut-out. Diode D1 introduces a 1 volt drop to the motor, but this has not been found deleterious in normal home sessions. It might make a small difference in a serious slot car competition but could probably be compensated for in the motor design. The weight of the components might be advantageous if correctly positioned inside the car.

Although the circuit has been shown driven from a positive supply, reversal of all polarity sensitive components will allow operation from a negative supply. The i.e.d.s can, of course, be replaced by other suitable indicators. The unit can be built on a small piece of 0.1in Veroboard, but the components could be positioned anywhere convenient inside the model car if space is at a premium.

The circuit has been tried on Revell and the more powerful of the Scalextric range of cars, but some experimentation with the value of R2 might be necessary in individual cases.



AD219

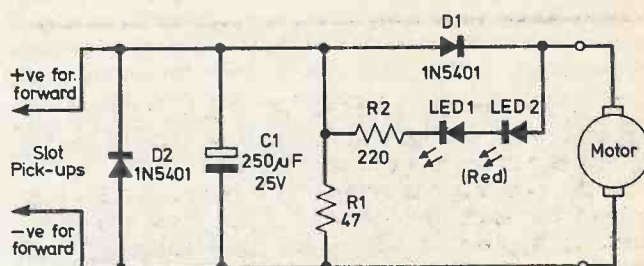


Fig. 1

★ components

Resistors

↓W 5%
R1 47Ω
R2 220Ω

Capacitor

C1 250µF 25V electrolytic

Diodes

D1, 2 1N5401
LED1, 2 Any suitable i.e.d. (TIL209)

Porch Light Timer

This simple timer was originally designed for the purpose of switching on an outside light for about five minutes by simply pressing a bell-push once. It was connected in parallel with the original light switch and does not affect its normal function, but, by providing a means of running the light for only a specified period it has proved to be most convenient for getting the car out during hours of darkness.

The five minutes of illumination given by the timer has proved to be adequate to cover removal of the car from the garage and the embarkation of the family in the driveway.

The timer could also be used as a delayed "on" switch, so that, for instance, a car alarm could be made to switch on after five minutes delay allowing the motorist ample time to alight, close doors etc., and eliminating the need to drill the

car body for the mounting of an external key-switch. The circuit is convenient in that it uses the popular NE555 i.c. It is also adaptable in that by varying the values of two components the delay can be adjusted to anything from a few milliseconds to an hour.

A bell-push is connected across SK1 (see Fig. 1) so that a press on the button supplies power to the timer circuit from the 9 volt supply. At this stage, capacitor C1 is discharged, making a short circuit between pin 6 of the i.c. and 0 volts. This causes pin 3 of the i.c. to rise to the supply voltage, energising the relay and shorting out the push button. At the same time, it causes capacitor C1 to charge up via resistor R1 until pin 6 of the i.c. reaches two-thirds of the supply voltage, when the i.c. drops the output at pin 3 back to 0 volts. This switches off the relay and in turn the power supply to the timer circuit. Capacitor C1 then discharges itself via R1 and the relay coil so that the timer is ready for the next cycle of operation.

In this application, the timer is used to hold the mains contacts on the relay closed for the specified period, but it is of course a simple matter to reverse the action of the timer by using a relay having contacts which are normally closed.

In the prototype, a 700Ω relay was used, but any type which will operate comfortably on 9 volts is satisfactory provided that its resistance is not below about 180Ω, otherwise the i.c. will be damaged. With a 700Ω relay the current drain from the battery is only about 9mA, so a small capacity 9 volt battery will last for some hundreds of operations. A mains power supply could be used quite easily providing the output was well smoothed and between 5 and 15 volts d.c., but the prototype uses a PP9 battery which has been in use for about a year and shows no sign of needing renewal.

The circuit was constructed on a piece of printed circuit board as shown in Fig. 2, but 0.1in Veroboard could easily be used as an alternative. The circuit board and battery are mounted rigidly in a suitable box, with a 4-way terminal

block mounted on the outside of the box for SK1 and SK2. If the box is made of metal and the device is to be used for mains switching, the box should be properly earthed and the relay contacts suitably insulated from the casing.

An i.c. socket should be used so as to avoid the risk of damaging the NE555 by overheating.

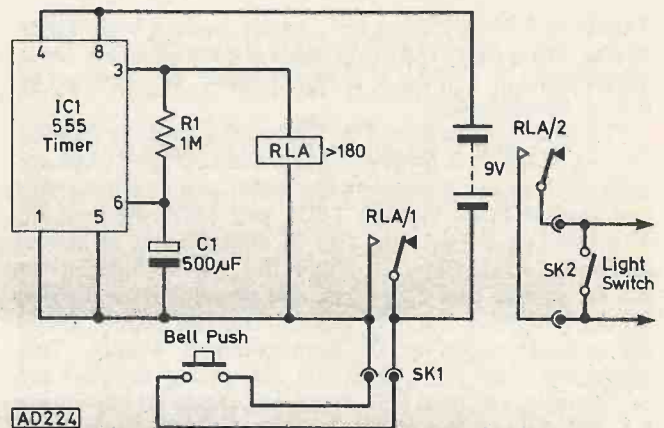


Fig. 1

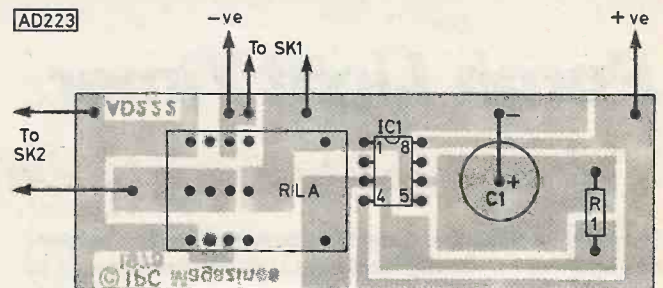
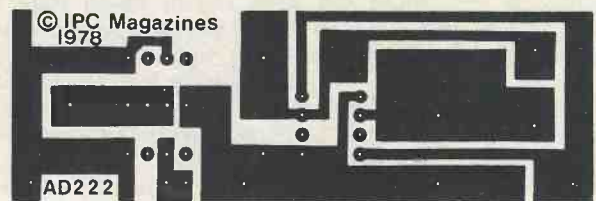


Fig. 2

★ components

Resistor

R1 1MΩ ¼W

Capacitor

C1 500µF 15V electrolytic

Semiconductor

IC1 NE555 timer

Relay

RLA 2-pole changeover, 185Ω coil, R.S. type 348-908

Miscellaneous

Bell push, PP9 battery and clips, 4-way terminal block rated 2A, p.c.b. approx. 25 × 65mm, suitable case.

STD Charge Timer

Most telephone calls within Britain are made using subscriber trunk dialling (s.t.d.) these days, and this system is faster and more convenient than its predecessor. One problem with this system is that it can be difficult to calculate the cost of a call.

STD calls are charged in units which have a uniform cost (3p at the time of writing) regardless of the distance over which the call is made. However, the length of time which constitutes one unit does vary with the distance of the call, and there are three main categories; 'L' or local area, 'A' which is for calls up to 56km, and 'B' for calls over 56km. The time allowed per unit also depends on the time of day, with three categories; peak rate, standard rate, and cheap rate. Detailed information on this can be found in the telephone directory or dialling code booklet.

In order to calculate the cost of a call it is necessary to check the applicable time per unit, time the call, and then calculate the number of units used (parts units being charged as whole units). The charge timer simplifies the procedure slightly. Having looked up the time per unit for the call, a switch on the timer is set to the corresponding position. Then when the number has been dialed and the call answered, the timer is switched on, displaying digitally the number of units used.

The timer is especially useful where a telephone is used by a number of people as it enables each person to keep an accurate account of their share of the phone bill. It can also be very useful when making calls at the higher charge rates. A unit can be as short as 10 seconds, and losing track of the time when making such a call can prove very expensive. Using the timer avoids this possibility.

The Circuit

On the face of it the circuit merely needs to consist of a simple C-R oscillator of some form to provide the clock signal, and a straightforward two digit counter circuit. There are a couple of complications though.

The clock frequency is very low, being between a few seconds and a few minutes per cycle. In order to generate this kind of frequency with a C-R oscillator it is necessary to use high value components in the timing network, and this necessitates the use of an electrolytic capacitor. Unfortunately, electrolytics tend to have comparatively high leakage resistances and do not always work well in this type of circuit. Another problem with many C-R oscillators is that the first output cycle is longer than subsequent cycles (this is the case with the NE555 for example).

The second complication is that subscribers are charged the full rate for any part units that are used. Therefore, the counter must start at one rather than zero, since one unit is charged as soon as the phone is answered.

★ components

Resistors

$\frac{1}{4}$ W 5%					
330 Ω	1	R2	4.7 Ω	1	R4
390 Ω	1	R6	10k Ω	1	R5
1k Ω	1	R1	18k Ω	1	R8
2.2k Ω	1	R3	27k Ω	1	R9
$\frac{1}{4}$ W 2%					
56k Ω	1	R10	220k Ω	1	R13
82k Ω	1	R11	330k Ω	1	R14
110k Ω	1	R12	1.2M Ω	1	R15

Sub-min. horiz. preset

220k Ω	1	R7
---------------	---	----

Capacitors

Ceramic plate

1.5nF	1	C1
-------	---	----

Polyester 250V

0.1 μ F	3	C3, 4, 5	47nF	1	C2
-------------	---	----------	------	---	----

Polycarbonate 5%

0.1 μ F	1	C6
-------------	---	----

Semiconductors

Transistor

BC109	1	Tr1
-------	---	-----

Integrated Circuits

CD4026AE	1	IC2
CD4033AE	1	IC1
ZN1034E	1	IC3

7-segment l.e.d. displays

FND500	2	Display 1, 2
--------	---	--------------

Switches

1p. 12w.	1	S1 (adjustable end-stop)
s.p.s.t.	1	S2 (sub-min, toggle)

Miscellaneous

Plastics case 150 x 80 x 50mm (Verobox 65-2520J or similar). Printed circuit board. PP3 battery and connector. Red Perspex or display filter material. IC sockets (2 off 16-pin d.i.l., 1 off 14-pin d.i.l.). Control knob.

Fig. 1 shows the complete circuit diagram of the call charge timer. The clock signal is generated by a ZN1034E precision long timer i.c. consisting basically of a high quality C-R oscillator feeding a twelve stage binary divider circuit. The oscillator thus operates at over 4,000 times the output frequency, and the necessary low output fre-

quences can be generated without using a high value timing capacitor. C6 is the timing capacitor.

The eight unit times (not nine as standard 'L' and cheap 'a' rates are both 3 mins), are produced by eight different timing resistors (R8 to R15) with the appropriate resistor being selected using S1.

R7 enables the output times to be trimmed to the correct values, although there will be small discrepancies between ranges due to small errors in the timing resistor values. The ZN1034E has an integral 5 volt regulator circuit of the shunt type, and R6 is the load resistor for this. The ZN1034E is actually a monostable, but it is made to perform as an astable by coupling the Q output to the trigger input via R-C network R5-C5.

The counter circuit consists of two c.m.o.s. decade counters/seven segment display decoders directly driving two low current seven segment i.e.d. displays. No current limiting resistors are needed between the decoders and the displays due to the low output current drive capability of the c.m.o.s. i.c.s. The output current of about 5mA per segment is a good match for the specified FND500 displays. A 4033 device is used in the IC1 position as this has zero blanking, and will not drive the display until the count reaches ten. This eliminates unnecessary battery drain displaying a superfluous zero.

When switch S2 is initially closed and power is applied to the circuit, C1 and R1 produce a brief positive pulse which resets both counters to zero. Tr1 is used as an inverter, and is fed from the Q output of IC3 by way of current

limiting resistor R4. The Q output will be at logic 0 at first, and so Tr1 will be cut off. Its collector voltage will therefore rise to the positive supply rail voltage. It will be delayed slightly by the presence of R2 and C2 in the collector circuit, and so the counters will rest before this positive pulse is applied to the input. The purpose of this pulse is, of course, to make the counter circuit effectively start from one rather than zero.

Each time IC3 reaches the end of a timing period the Q output will briefly go positive and switch on Tr1 until C5 discharges to a sufficient level via R5 to retrigger the timer. Tr1 is then cut off again and a positive pulse is fed to the counter circuit, causing it to be incremented by one.

Construction

The project is built into a Verobox and most of the components, including the two displays, are mounted on a printed circuit board. Fig. 2 shows both the copper side of the board and Fig. 3 the component layout. IC1 and IC2 are c.m.o.s. devices and normal handling precautions should be taken when dealing with these two devices. The completed panel is mounted on two of the threaded pillars on the base section of the case using long M3 screws. Spacers are used over the mounting screws to raise the panel so that the displays are close to the lid of the case when it is fitted into position. This also provides a space for the battery beneath the circuit board. It is a good idea to fix some self adhesive foam material to the

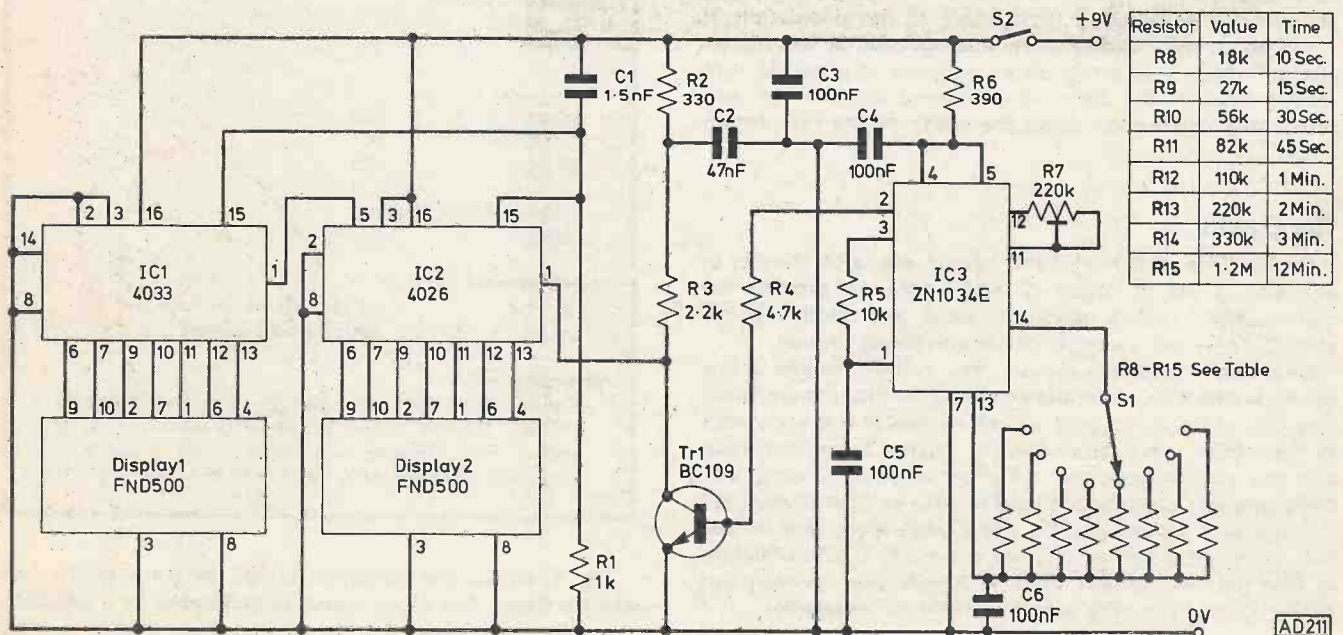



Fig. 1

underside of the p.c.b. to prevent the metal case of the battery from short circuiting any of the connections on the underside of the board, and to hold the battery in place.

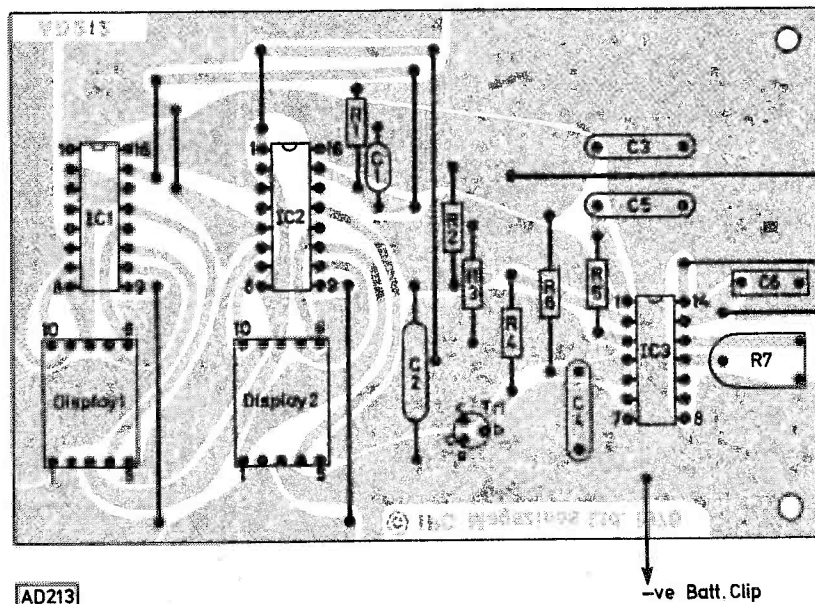
S1 and S2 are mounted on one side of the case, but R8 to R15 are mounted on S1, and these should be soldered into place before finally mounting S1. There is not a great deal of space for the resistors and S1 will probably have to be orientated so that they are partially beneath the p.c.b. It is just possible that a switch having a large amount of contact bounce could cause the initial circuit action

to malfunction if it was to be used in the S2 position. It is therefore recommended that a miniature toggle or slide type should be used here rather than a standard toggle or rotary type.

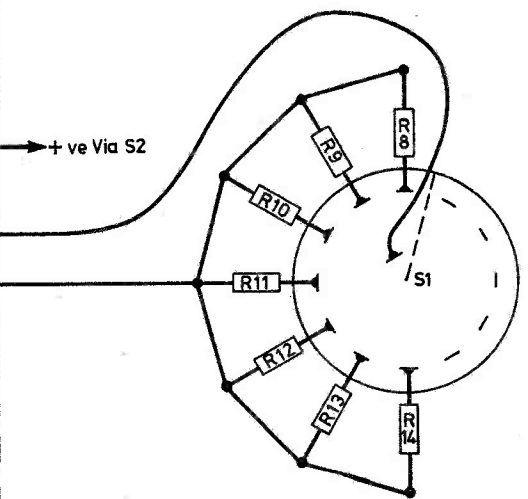
A rectangular cut-out measuring about 42 × 19mm is made in the lid of the case so that it forms a window for the display. The edges of the display can be bevelled slightly using a small flat file to produce a better appearance. A piece of red tinted perspex or display filter material is glued in position behind the cut-out.



◀ Fig. 2



▼ Fig. 3



Adjustment

Start with the slider of R7 set at about the middle of its track. Set S1 to the ten second position, turn the unit on, and measure the actual time taken between each increment of the display. It will almost certainly be necessary to adjust R7 to obtain the correct clock frequency, clockwise rotation decreasing the length of each clock cycle.

With the clock frequency reasonably accurate on the ten second range, S1 is switched to one of the longer ranges so that R7 can be adjusted more critically. When

good accuracy is achieved on the longer ranges the unit is ready for use.

It is possible that at some future date it will be necessary to amend some of the times provided by the unit. Assuming C6 is left at 100nF, the required timing resistance is equal to 1.8kΩ per second. Where the calculated value does not coincide with a preferred value, choose the nearest value in the E24 series and use a close tolerance component to minimise the maximum possible error. Alternatively the required value can be made up from two resistors wired in series.

Door Bell Changeover Unit

This circuit was designed to meet the conflicting requirements of a door bell loud enough to be heard when working in the garden, yet not ear-shattering in normal use. The repeater bell operates only on the second operation of the push.

When the bell-push is operated, RLA makes and C1 is charged to supply voltage. At the same time the solenoid of the Ding-Dong bell moves to strike the first note. When the bell-push is released, the solenoid returns, to strike the second note, RLA releases and the charge on C1 is applied to base of Tr1 which conducts and switches Tr2. Tr2 in turn operates RLB, and the trembler bell is then in

circuit via the bell push if required. With values of C1, R1 as shown, RLB holds on for about 75 seconds. When the charge on C1 falls, Tr1 and Tr2 switch off, RLB releases and the circuit reverts to its original state. The circuit could be assembled on a small piece of Veroboard.

The circuit could also be used to switch on a light for a deaf person's door call.

★ components

Resistors

1W 5%	
R1	47kΩ
R2	4.7kΩ
R3	1k

Capacitors

Electrolytic	
C1	220μF 25V
C2	100μF 25V

Semiconductors

D1	1N4001
Tr1	BC183L
Tr2	BC183L

Relays

RLA	2-pole changeover (only one pole used), 185Ω coil, RS type 348-008
RLB	2-pole changeover, 185Ω coil, RS type 348-008

Miscellaneous

T1	12V bell transformer, Bell push, F1 250mA fuse.
	Suitable piece of Veroboard for mounting components.
	Case.

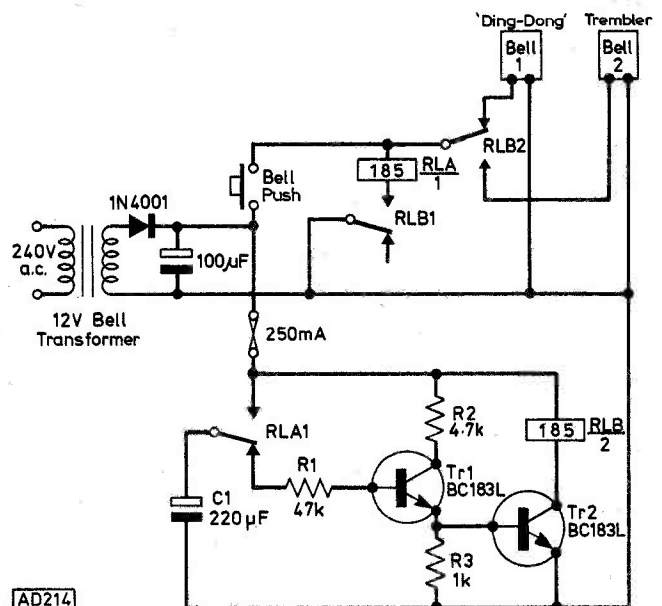


Fig. 1

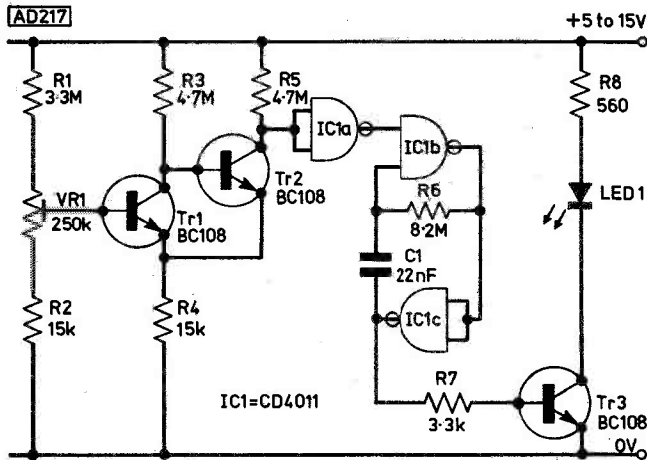


Fig. 1

Transistors Tr1 and Tr2 form a Schmitt trigger. R1, VR1, and R2 are connected across the supply rails and form a potential divider. This provides the reference potential for the base of Tr1 and determines when it changes state. With the values shown the switching point of the Schmitt can be varied between about 5V and 15V.

The output of the Schmitt, which is normally high and goes low when the battery voltage falls below a preset level, is fed to the input of a CMOS inverter (actually a NAND gate with its inputs connected together). The output of this is connected to the control input of an oscillator constructed from two of the remaining gates in a CD4011 package. The output of the oscillator is connected to the base of Tr3 which turns the l.e.d. on and off at a rate of about 2.5Hz as a visual indication that the battery voltage is low. The time-averaged current consumption of the indicator is approximately 5mA when in this state. This can be reduced further, with a corresponding decrease in l.e.d. brightness, by increasing the value of R8.

The inputs of the remaining gate in the CD4011 should be connected to either supply rail in this version. In the original version, the remaining gate was used in conjunction with a 1kHz signal to turn the l.e.d. on and off rapidly to indicate that the equipment was switched on. This is shown in Fig. 2.

The time averaged current for the battery low indication in this case is reduced to about 2.5mA.

The unit can be built on a simple p.c.b. as shown in Figs. 3 and 4. It is recommended that you use a socket for the i.c. and observe the usual precautions when handling c.m.o.s. devices.

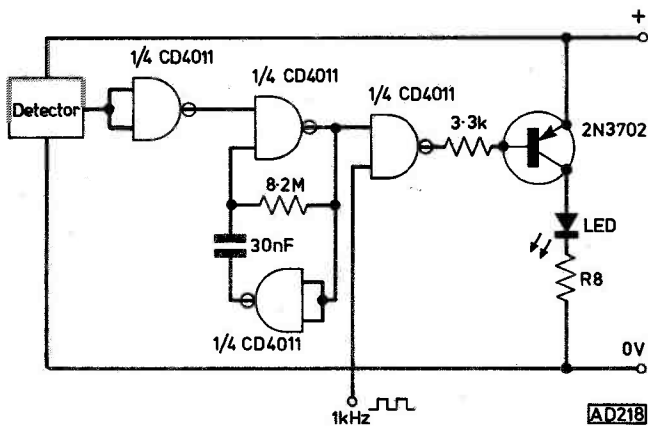


Fig. 2




Fig. 3

★ components

Resistors 1W 5%		Capacitor	
R1	3.3MΩ	C1	22nF 160V polycarbonate
R2	15kΩ		
R3	4.7MΩ		
R4	15kΩ		
R5	4.7MΩ		
R6	8.2MΩ		
R7	3.3kΩ		
R8	560Ω		
Potentiometer		Miscellaneous	
VR1	250kΩ preset		p.c.b. 32 × 58mm

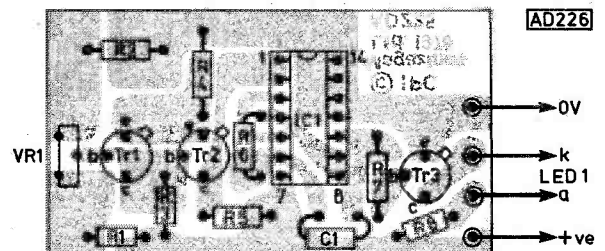
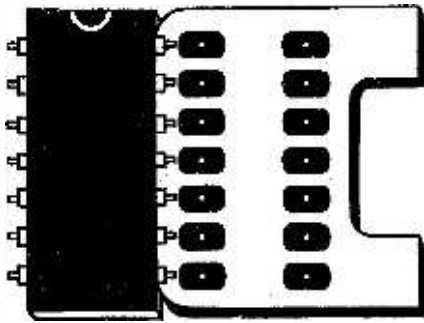


Fig. 4



OF THE MONTH 71

Brian DANCE M.Sc

RCA CA3189E FM DEVICE

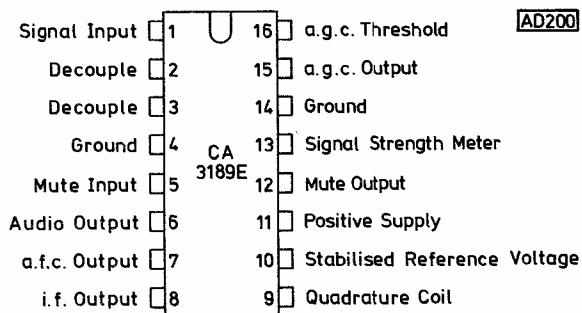
Many of our readers will be familiar with an f.m. device used as a 10.7MHz amplifier/limiter and demodulator which is marketed as the type number 3089 and as the TDA1200. Quite a number of designs using this device have appeared in our pages, since it offers a wide range of facilities on a single chip. Although first introduced by RCA in 1971 as their CA3089E, the 3089 has since become an "industry standard" type which is available from many manufacturers; indeed, it is probably the most widely used of all f.m. i.f. devices.

The CA3189E

The new RCA type CA3189E has been developed as an improvement on the 3089 type device. RCA have had prolonged discussions with many manufacturers of high quality f.m. receivers who use the 3089 before designing the new CA3189E to meet the manufacturer's requirements as closely as possible. The CA3189E was conceived and designed by RCA at Sunbury-on-Thames, England, but the wafer and device fabrication is carried out in the USA.

The CA3189E is encapsulated in a 16 pin dual-in-line package. The connections are similar to those used in the 3089 device except for pin 16 (which is not used in the 3089), but both the internal and external circuits differ from those of the 3089.

The internal circuit of the CA3189E is quite complex and provides the following functions: (i) a high gain i.f. amplifier (ii) a quadrature demodulator circuit (iii) an a.f.c. output (iv) an a.g.c. output with an adjustable threshold (v) an output to drive a signal strength meter (vi) a noise muting circuit to reduce inter-station noise (vii) a deviation muting circuit to mute the audio signal as the receiver is tuned through a sideband.



Pin-out details of the CA3189E

Typical Circuit

A typical circuit for the use of the CA3189E which provides a very high performance is shown in Fig. 1. The 10.7MHz input signal from the output of an f.m.

tuner is fed to the base of the BF594 transistor amplifier stage and then to a pair of Toko type CSFE ceramic filters connected in cascade. A similar transistor amplifier stage follows and the output from this second stage is fed into a further pair of cascaded CSFE filters.

The circuit shown provides a signal-to-noise ratio of 40dB for an input of only 3 μ V. A somewhat simpler circuit can be made by employing only one transistor stage and one pair of CSFE filters. In this case the input signal is fed through C1 to the base of Tr2 and the Tr1 circuit is omitted. However, the signal-to-noise ratio with a single transistor input stage is about 20dB for a 3 μ V input signal, so it is wise to use two transistors if you wish to receive any weak signals.

The signal from the two transistor pre-amplifier is fed into pin 1 of the CA3189E, this being the input of a high gain amplifier/limiter. The bandwidth of this internal amplifier has been limited to 15MHz (as opposed to the 25MHz typical bandwidth of the 3089 device), since this not only improves circuit stability and renders the printed circuit board layout less critical, but also improves the noise performance of the circuit. Two signals outside the receiver pass band can interact to form noise in the band, but this is reduced by restricting the bandwidth.

The Demodulator

Two coils are required in the demodulator circuit. A 22 μ H coil is connected between pins 8 and 9, the Toko coil type 144LZ 220K having been found very suitable for the purpose. A tuned circuit resonant at 10.7MHz must be connected between pins 9 and 10, but the miniature Toko type KACS K586 HM is ideal for this purpose; it was designed for a similar function with the 3089 type device.

The typical third harmonic distortion with the circuit of Fig. 1 is about 0.3%. It is possible to reduce it to less than 0.1% by the use of a double tuned circuit between pins 9 and 10 instead of the single tuned circuit so as to obtain better phase linearity over a wider bandwidth. Although Toko offer suitable components to make a double tuned circuit, the alignment requires an oscilloscope and the writer would advise readers to use the single tuned circuit unless they have the necessary equipment and experience.

Noise

Great efforts have been made in the design of the CA3189E to reduce the noise level at the audio output. We have already mentioned how the noise has been reduced by restricting the i.f. amplifier/limiter bandwidth, but further improvements have been made by using a Zener diode in the regulator section of the device which produces very low noise. Unlike

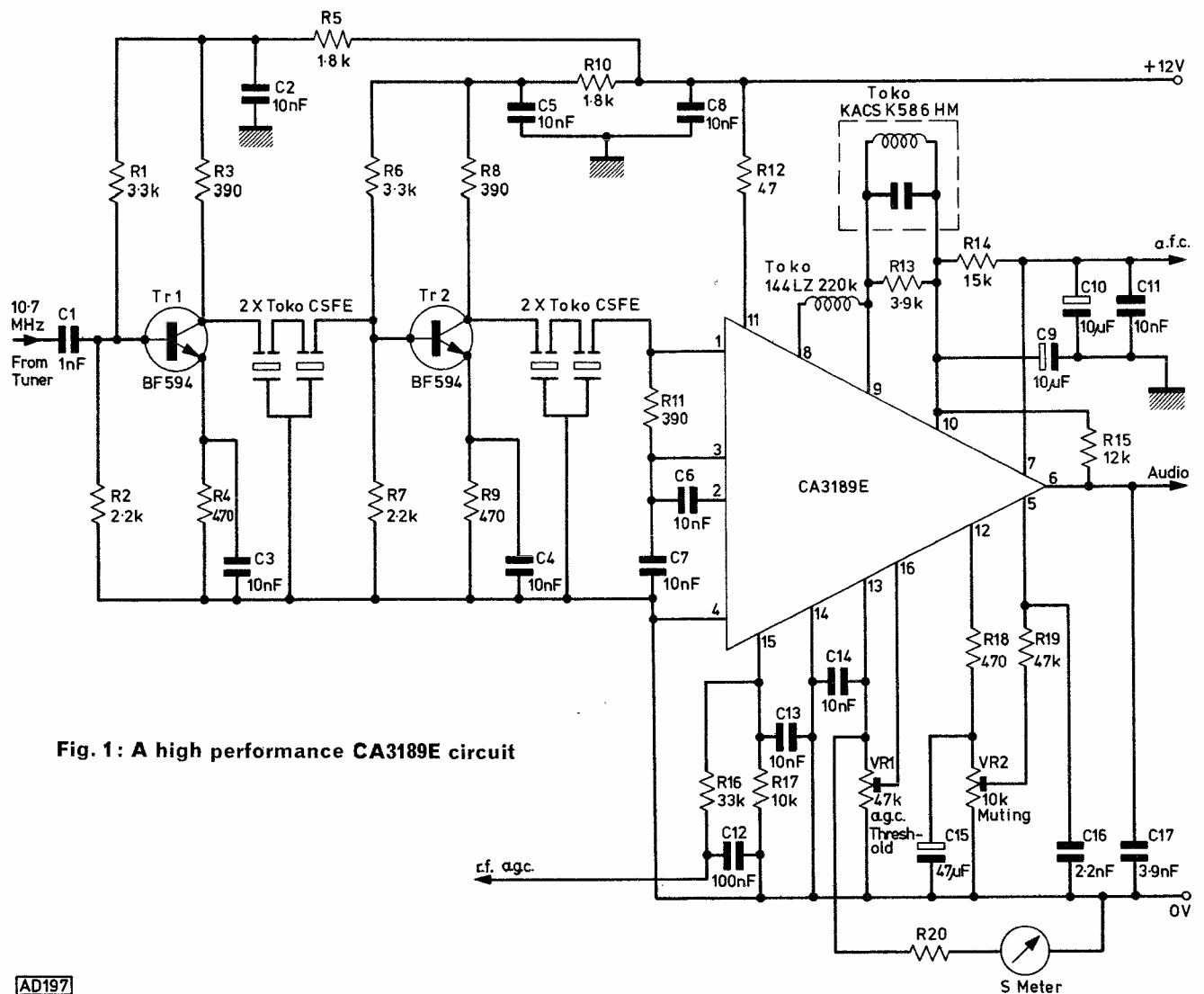


Fig. 1: A high performance CA3189E circuit

AD197

the 3089, the CA3189E requires an external audio load resistor (R15 in Fig. 7) so that pin 10 can be decoupled by C9; this produces a small improvement in the noise level.

Muting

A noise muting circuit is required for silencing the receiver when tuning between stations. A noise muting circuit in the CA3189E detects the absence of a signal or sufficient holes in the limited carrier wave and produces a voltage change at pin 12; a portion of this voltage is tapped off by VR2 and is fed to pin 5 where it is used to reduce the audio output to zero.

This noise muting circuit alone is sufficient to produce excellent inter-station muting, but unfortunately it is not very satisfactory for providing the muting required when tuning through sidebands rapidly. The sudden voltage changes at the audio output produce a "thump" in the loudspeaker when passing through the station frequency. The deviation muting circuit incorporated into the CA3189E reduces the maximum voltage shift at pin 6 when the circuit switches to or from the muted state and provides a considerable improvement over the 3089 type of device which has only noise muting. When R14 has the value shown in

Fig. 1 the circuit will stay in its muted state until the tuning comes within $\pm 40\text{kHz}$ of the correct tuning point for the station; this resistor controls the sensitivity of the deviation muting circuit by determining the deviation at which muting ceases.

A.G.C.

There was considerable disagreement as to the optimum threshold level at which the automatic gain control circuit should start to become effective. This threshold level had been set at about 10mV r.m.s. input to pin 1 in the 3089 device, but to meet the requirements of the various circuit designers RCA decided to provide a variable a.g.c. threshold level in the new CA3189E. They use pin 16 for this purpose, the only pin which is not used in the 3089 device.

As shown in Fig. 1, the control voltage tapped off by VR1 is fed to pin 16, so VR1 controls the a.g.c. threshold level. When the control voltage is obtained from pin 13, as shown, the threshold of a.g.c. action can be varied from a signal level of $200\mu\text{V}$ up to as much as 200mV at pin 1. The a.g.c. characteristic shown in Fig. 2 has a very sharp "knee" and is therefore very satisfactory.

SPECIAL OFFER TO P.W. READERS

ALARM CHRONOGRAPH WITH DUAL TIME ZONE FACILITY

In a superb **STAINLESS STEEL** case with **MINERAL GLASS** face.
THIS MUST BE THE ONE YOU HAVE BEEN WAITING FOR!

If you could write the specification for your own ideal watch you would probably want everything this one has. As for styling, without a close inspection nobody is going to be able to tell the difference between this watch and that world famous James Bond classic selling for £145. However, this one goes one better and has 1/100 second measurement of net, lap and 1st & 2nd place times, with dual time facility.

- Constant LCD display of hours and minutes, plus optional seconds or date display, plus day of the week and am/pm indication.
- Perpetual calendar; day, date, month and year.
- 24 hour alarm with on/off indication.
- 1/100 second chronograph measuring net, lap and first and second place times.
- Dual time zone facility. Night light.
- Fully adjustable stainless steel bracelet.
- **STAINLESS STEEL CASE, MINERAL GLASS.**

It is fully guaranteed for 12 months with first-class service back-up.

The watch is not to be confused with cheaper models with chrome plated cases and plastic lens.

Manufactured by National Electronics, it runs a close second to Casio, Citizen and Seiko for quality and reliability, with undeniable value for money.

The first very limited quota will be available in mid-September with another small consignment in October, so order now to avoid disappointment. We will quote you a delivery date by return of post.



PH-A/C
£39.95

SEIKO—20% OFF!

Most quartz analogue & digital models, to order

CITIZEN—LARGE REDUCTIONS

On most quartz analogue & digital models

SOLAR POWERED WATCHES—So called

Misrepresentation? We WON'T sell them.

LED WATCHES—

We DON'T sell them. Send us a S.A.E. and we will tell you why not.

FAIRCHILD TIMEBAND

C6110 Mains Digital Alarm Clock



Large LED display.
24 hour alarm, pleasant tone.
9 minute snooze.
Mains fail indicate.
Black or white
£10.95

FROM CASIO—OF COURSE

NEW CQ-81 CALCULATING ALARM CLOCK PLUS 2 ALARM/TIMERS

Two AA batteries last for 10,000 hrs (1 year)
LCD 6 digit clock.
large angled display.
24 hr Alarm, also two 24 hr Alarm/Timers with countdown (one self-clearing, one repeats).
Full Memory, Constants
%, √, 1/x × 2/x × 5/x.
RRP £22.95



£17.95

AQ-1000, Calculating Alarm Clock plus 3-way Stop-watch (£26.95) **£21.95**

CASIO TRAVEL/BEDSIDE ALARM CLOCK

Details and prices available soon.

FX-8000, 41 Sc. func. 1/100 sec Stopwatch 2 × 5 Alarm/Timers (£35.95) **£29.95**

MINI CARD CALCULATORS 1/2 × 3 1/2 × 2 1/2 ins. **£16.95**

LC-78, Full Memory %, √, K **£16.95**

FX-48, Full scientific with S.D. **£19.95**

ST-24 Card Time, 24 hr Stopwatch (or clock) **£19.95**

2 Alarm/Timers. Calc as LC-78 **£24.95**

ALL CASIO Scientifics, ST-1 Stopwatch **£24.95**

SAVE £££s WITH THE MONITEL

Telephone call charge calculator and clock. UK model

£28.95, International **£38.50**, State colour.

WATCH BATTERIES 65p each D.I.Y. KIT 35p (with battery order).

OTHER LOW COST NATIONAL WATCHES (or similar high quality)

From reputable manufacturers, with full service backup. All with backlight, automatic calendar adjustment, and stainless steel bracelets that will easily adjust to fit almost any wrist size. Reliable electronics. Compare our prices for the same watches advertised elsewhere!

PH-G1, 4 DIGIT

5 + 2 functions. Hrs, mins, secs. Date & Month
Optional alt. Time/Date.
(Others £12.38)
Our price
£9.95

PH-G2

With Stopwatch
£14.95

PH-CHRONO (Left)



Chronograph 6 digits.
Net, lap and 1st & 2nd place times to 1/100
(Others £21.06, Ingersoll £29.95)
£18.95

PH. ALARM (Above, right) Same timekeeping & calendar functions and superb styling of Alarm/Chrono above but without the Stopwatch and Dual Time facility. **£29.95**

PH-ANALOGUE

Stepping motor, sweep second hand, Day, Date.
Round metal case, S/S bracelet. **£24.95**

LADIES LCD WATCHES

5 + 2 functions, light Gold or Silver finish—All metal £11.95
Dress Watches Matching bracelet £14.95
Cocktail Watches Integral bracelets. As illustrated, also square & rectangular **£18.95**
(Others £27.15)

CASIO LADIES LCD WATCHES

All stainless steel, 7 + 2 functions, Night light.



27CL-15B
Left, Round (£35.95)
£29.95

27CL-17B
Stopwatch (£49.95)
£39.95

CASIO QUALITY

All CASIO watches have a calendar display, night illumination, mineral glass and stainless steel cases water resistant to 100 ft (except sports watches—66ft)

SPORTS WATCHES

F-100
Left, 9-45mm (£29.95)
£24.95



52QS-14B
Right 8 mm (£44.95)
£34.95

Up to 25 functions. Net lap and first and second place times to 1/100th sec. F-100. Resin case, strap. 52QS-14B. S/S encased version and bracelet.

4 DIGIT WATCHES (except World Time)

Hours, minutes, ten seconds, seconds (by flash), am/pm, Day, date, month. Stopwatch. Dual time, except 31QR-20B



31QR-20B
Left, 4 digit (£31.95)
£26.95

51QR-19B
6 digit (£35.95)
£29.95

6 DIGIT WATCHES (except Sports & Alarm)

Hours, minutes, seconds, day. OR Hours, minutes, date, day, ten seconds, seconds (by flash). Day, date, month, year. Selectable 12 hour (with am/pm), or 24 hour clock.

54QS-16B
Left, 6 digit (£44.95)
£34.95



54QS-15B
6 digit (£49.95)
£39.95

CHRONOGRAPH

6 digits, as above, with stopwatch measuring net, lap and 1st & 2nd place times from 1/100 sec to 6 hrs. Dual time facility.



45CS-22B
Chronograph Left, 6 digit (£64.95)
£49.95

29CS-11B
World Time (£74.95)
£59.95

WORLD TIME WATCH

The time in ten capitals plus one optional time. Instant summer time correction. Hrs, mins, 10 secs, secs (by flash). Perpetual calendar, day, date, month. Running digital seconds.

ALARM WATCHES

25 CR-16B
Round (£64.95)
£49.95



25CS-16B
Square (£74.95)
£59.95

Hours, minutes, seconds (or hrs, mins, date), day, am/pm. Day, date, month & year. 24hr alarm, on/off indicator.

ULTRA SLIM DRESS WATCHES



53CS-18B
Left, 4 digit (£69.95)
£54.95

49CS-25B
6 digit (£79.95)
£64.95

Not illustrated: 53CS-19B, 4 digit, barrel shaped, £54.95. 49CS-24B, 6 digit (£74.95) £59.95.

TEMPUS

Dept. PW, "Talk of the Town"
19/21 Fitzroy Street,
Cambridge CB1 1EH. Tel: 0223 312866

SPECIAL SUBSCRIPTION OFFER

A Year's Subscription to

practical WIRELESS



Copies are sent direct to your home at this amazing price reduction every month if you order three or more gift subscriptions from any of the magazines shown below.

Magazine subscriptions make ideal gifts. They are so easy to arrange – with no shopping and no packing – and they form a year-long reminder to friends and relatives at home and overseas. Choose a magazine suiting the interests of your recipient from the list of titles below, and if you order three or more gift subscriptions to one or more of these magazines you can claim your own annual subscription to **Practical Wireless** for as little as £2 – an unbeatable price for ensuring that copies are delivered direct to your home every month. Even cheaper than waiting your turn at the newsagents'. And for every gift subscription you order, you can instruct us to send a greetings card announcing your gift. So this year you save on Christmas cards too! *Get your order in NOW.*

Please send your order in to us in good time before the Christmas rush.




1 Practical Electronics
to addresses in:
U.K. £10.60
Other countries £10.60



2 Practical Wireless
to addresses in:
U.K. £10.60
Other countries £10.60



6 Practical Hi-fi
to addresses in:
U.K. £9.50
Other countries £10.50



3 Everyday Electronics
to addresses in:
U.K. £8.50
Other countries £9.50



7 Practical Woodworking
to addresses in:
U.K. £9.50
Other countries £10.50



4 Practical Householder
to addresses in:
U.K. £8.50
Other countries £9.50



8 Practical Motorist
to addresses in:
U.K. £9.50
Other countries £10.50



5 Television
to addresses in:
U.K. £9.50
Other countries £10.50



9 Practical Boat Owner
to addresses in:
U.K. £10.00
Other countries £10.00

Use this panel to order your own normal rate subscription to (Practical Wireless) or to claim your special offer rate.
MY NAME AND ADDRESS (please print all names and addresses)

NAME _____
ADDRESS _____

Enter full rate here if less than three other subscriptions are being ordered. £

If you are ordering 3 or more other subscriptions enter only £2 here

SEND MAGAZINE NO. TO: _____
NAME _____
ADDRESS _____

please send a greetings card announcing this gift. £

SEND MAGAZINE NO. TO: _____
NAME _____
ADDRESS _____

please send a greetings card announcing this gift. £

SEND MAGAZINE NO. TO: _____
NAME _____
ADDRESS _____

please send a greetings card announcing this gift. £

I enclose full payment. TOTAL £

SIGNED _____

All subscription orders must be accompanied by payment. Cheques should be made payable to IPC Magazines Limited and sent with this completed order form to Room 2613 King's Reach Tower, Stamford Street, London SE1 9LS.

AD198

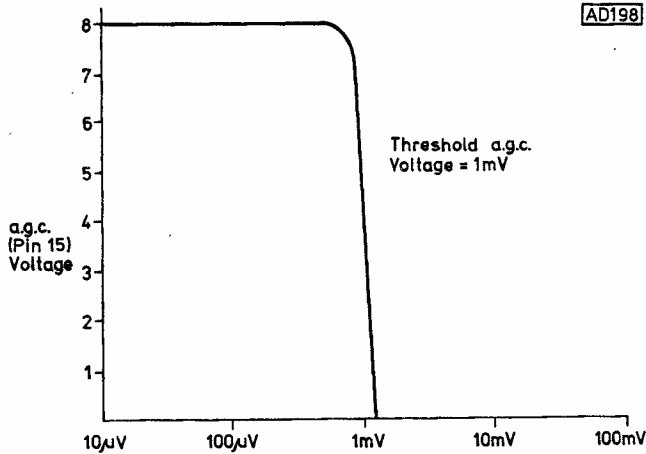


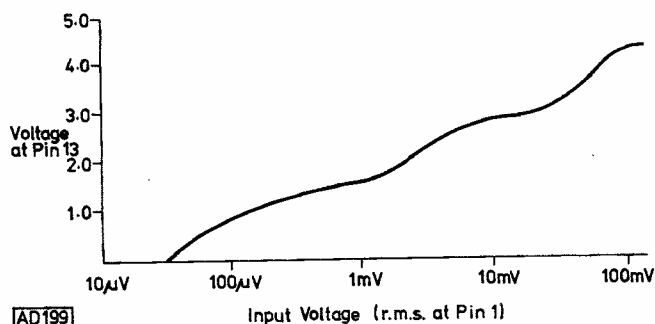
Fig. 2: The a.g.c. characteristic of the CA3189E

S Meter

The voltage at pin 13 increases in a way which approximates closely to the logarithm of the input signal to pin 1. Thus a voltmeter may be connected from pin 13 to ground to provide an indication of a very wide range of signal levels. The S meter characteristic is shown in Fig. 3.

The S meter may have a full scale deflection of 150 to 200 μ A, in which case R20 of Fig. 1 may have a value of about 33k, since a voltage in the region of 5 to 7V will then produce a full scale deflection. However, any high impedance voltmeter or a voltmeter made from the resistor R20 in series with a suitable microammeter may be employed.

A centre reading voltmeter connected between pins 7 and 10 can be used as a tuning indicator. When the circuit is correctly aligned, the meter will swing through zero when passing through the correct tuning point.



AD199

Fig. 3: The S meter characteristic of the CA3189E

De-emphasis

The capacitor C17 in conjunction with the load resistor R15 provides the de-emphasis time constant of about 50 μ s which is required for the correct frequency response in Europe. This capacitor must be removed if the output is fed to a stereo decoder, since two separate de-emphasis capacitors will then be required at the outputs of the decoder.

The audio output amplitude from pin 6 increases in a fairly linear fashion with the value of the load resistor R15, but the signal will be distorted to a greater extent if the value of R3 is too high. An excessively low value of R15 will result in a noisy output. A change in the value of R15 will also necessitate a change in the value of C17 in a monaural system, since the product of the values of these components must provide the required time constant for de-emphasis.

When R15 has a value of 12k, the audio output level is about 1V r.m.s. (or about 3V peak-to-peak). The signal-to-noise ratio is typically about 75dB for input voltages exceeding 1mV at pin 1, whilst a.m. rejection exceeds 60dB for similar inputs.

In order to preserve stability, all decoupling capacitors except C7 should be grounded at pin 14. Only C7 should be grounded at pin 4.

Conclusion

The wide range of facilities and the high performance offered by the 3089 type device have resulted in it being adopted for many high quality receivers. The CA3189E offers all of the facilities provided by the 3089 together with an improved performance. One may therefore expect that it will be widely used in high quality f.m. receivers during the next few years. The use of complex i.c.s together with ceramic filters has greatly simplified the task of the f.m. receiver constructor.

KINDLY NOTE!

Point motor supply August 1978


The circuit shown in Fig. 4 for operating more than one point motor shows a single pole rotary switch in the common return line. This could prove troublesome due to parallel paths through the other solenoid coils. To eliminate this a two pole rotary switch should be used with one pole switching the left hand coil supply line after S1 and the other pole switching the right hand coil supply after S2. All the commons from the motors should be taken straight back to the c.d. unit.

Simple High Resistance Voltmeter, September 1978

Pages 52, col 2, the reference to "10 μ A flowing through point X" should read "100 μ A flowing through point X". On the circuit diagram (p. 53) R8 is shown short-circuited—this link should be removed.

PW "Avon" Part 3, September 1978

In Fig. 1 of the power supply, the emitter and collector of Tr2 are shown reversed. The input connection to the regulator is from the base of Tr2 and the output is the connection taken to the collector. The connection to the 0V rail is the common.



Q Meter M. TOOLEY

The manufacture and testing of radio frequency inductors often poses problems for radio constructors. It is not easy to obtain a specified inductance value and, even if an inductance bridge is available, it is usually a matter of "trial and error" before satisfactory results can be obtained. Furthermore, since most r.f. inductors are usually associated with resonant circuits, a simple form of 'Q' meter is a more convenient instrument for use in the construction of coils.

A 'Q' meter provides a variable radio frequency signal source together with a calibrated capacitor and an r.f. voltmeter. It may thus be used to determine the resonant frequency and 'Q' factor of a capacitor/inductor combination, to establish the tuning range of a variable resonant circuit, and even to measure unknown capacitance or inductance. The instrument described forms a most useful addition to the range of test equipment in any radio constructor's workshop and will certainly help to alleviate the frustration which is often associated with "trial and error" coil winding. The r.f. output of the 'Q' meter, in the frequency range 1MHz to 30MHz, is available so that the instrument may also be used as a signal generator.

Theory

A series resonant circuit is shown in Fig. 1. This consists of a coil connected in series with a capacitor. The coil possesses both inductance, L, and a series loss resistance, R. If the circuit is supplied with a low voltage at the frequency of resonance, magnified voltages are developed across both the capacitor and the inductor. The amount of voltage magnification depends on the 'Q' or "magnification factor" of the circuit. The greater the 'Q' factor of the circuit, the larger will be the voltage magnification. The 'Q' factor of the series resonant circuit is defined as the

ratio of capacitor (or inductor) voltage to the applied voltage. In most resonant circuits the capacitor can be considered to be "loss free" and the loss can then be entirely attributed to the d.c. resistance of the coil together with a resistance due to losses at r.f. The bandwidth and selectivity of a tuned circuit are dependent on the 'Q' factor and, in order to obtain a high 'Q' factor, the loss resistance of the circuit must be very small. The higher the 'Q' factor the narrower the bandwidth will be and the greater the selectivity achieved.

★ specification

'Q' ranges:	0 to 20 and 0 to 100
Frequency range:	1 MHz to 30 MHz in the following six overlapping bands; A 950 kHz to 1.6 MHz B 1.5 MHz to 2.6 MHz C 2.5 MHz to 4.6 MHz D 4.5 MHz to 8.5 MHz E 8.0 MHz to 17.0 MHz F 15.0 MHz to 32.0 MHz
Internal capacitor:	variable from 20pF to 365pF
RF output:	500 mV r.m.s. typical over the above frequency range measured in an open circuit
Measurements:	Resonant Frequency (using either internal or external capacitors), 'Q' factor, Inductance, Capacitance and Quartz Crystals (see text).

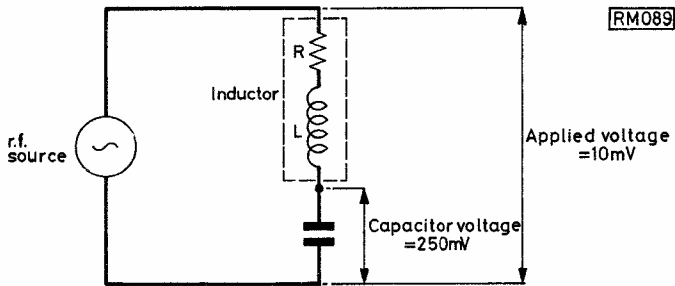


Fig. 1: This example illustrates a resonant circuit with a 'Q' factor of 25

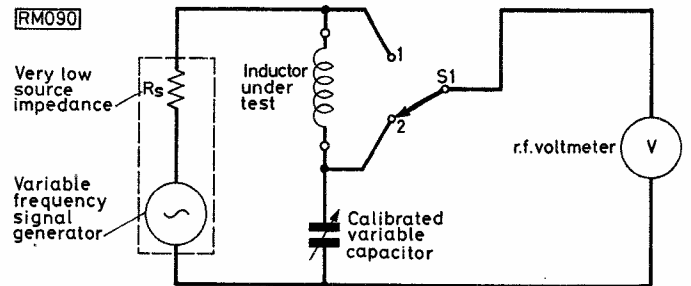


Fig. 2: Basic arrangement of a 'Q' measuring device

Fig. 2 shows the basic arrangement of a simple 'Q' measuring device. This consists of an r.f. signal and a high impedance r.f. voltmeter connected to the resonant circuit. The variable r.f. signal source must have an output impedance which is very low compared with the series loss resistance of the coil. The exact resonant frequency of the tuned circuit is first determined for a specified capacitor value by varying the signal generator frequency and noting the point at which the voltage in position 2 rises to a maximum. S1 is then switched to position 1 and the r.f. voltmeter then reads the voltage applied to the resonant circuit. In position 2 the voltmeter measures the magnified voltage developed across the capacitor and thus the ratio of the voltages in the two positions of S1 gives the 'Q' factor of the circuit.

Circuit Description (Fig. 4)

Tr1 operates in the common base configuration and forms a wide range r.f. oscillator, the frequency of which is varied by VC1. The oscillator operates in six switched ranges with a different inductor, selected by S1b, for each range. In order that adequate output with low harmonic content is obtained over the entire frequency range, S1a selects capacitors to vary the feedback conditions and, on the two highest frequency ranges, the emitter current of Tr1 is increased by means of R4. Tr2 forms a buffer stage and also acts as an impedance converter. This emitter follower stage presents a high impedance to the oscillator tuned circuit and a low output impedance. This arrangement helps minimise loading effects on the oscillator tuned circuit and improves frequency

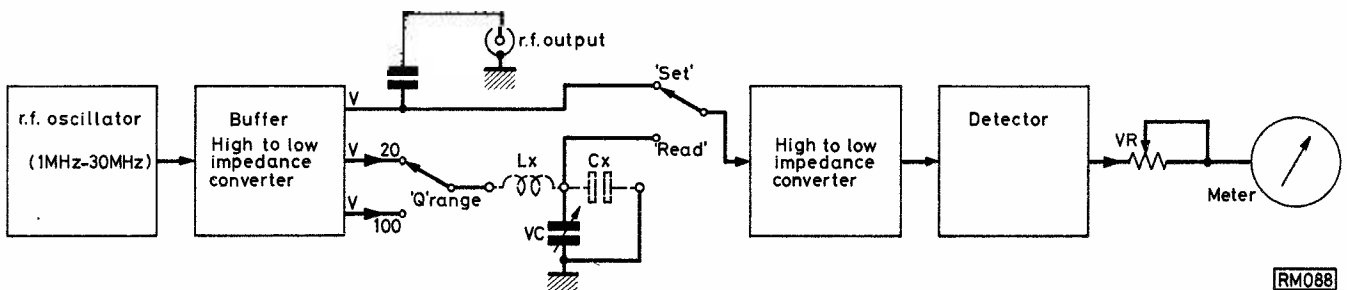
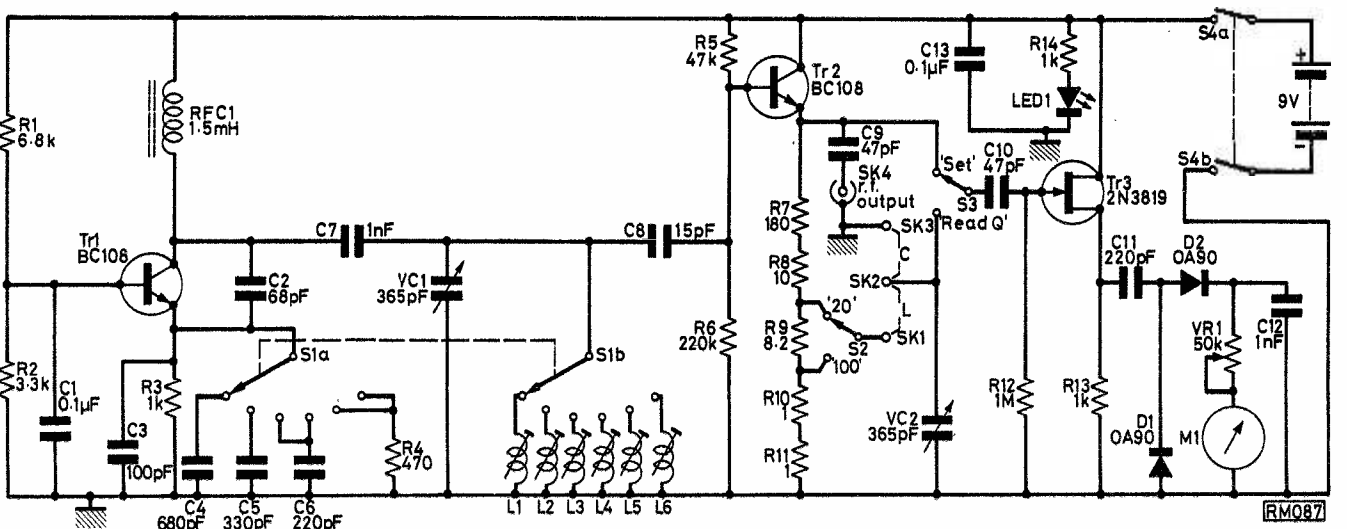


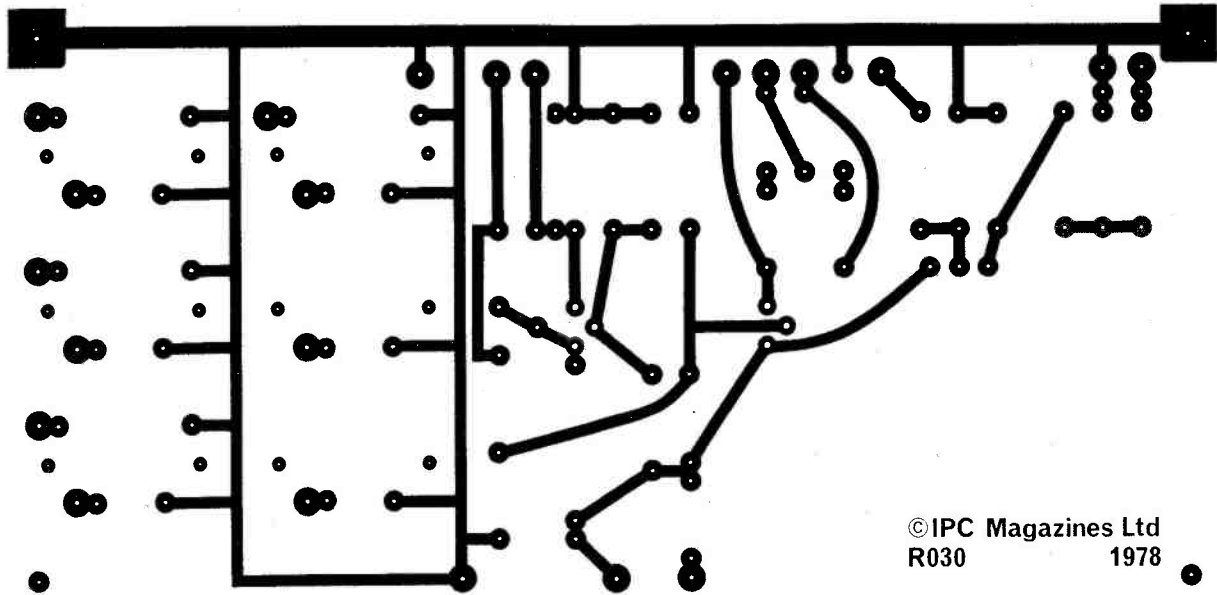
Fig. 3: (above) Block diagram of the 'Q' meter

Fig. 4: (below) Complete circuit diagram of the 'Q' meter



stability. The resistor chain, R7 to R11, provides an attenuation of twenty or a hundred times depending on the setting of S2. VC2 is a calibrated capacitor for use with the inductor under test. Tr3 operates as a source follower and acts as a buffer stage with a very high input impedance and low output impedance. This arrangement is vital in order to prevent loading

effects which would otherwise reduce the 'Q' of the circuit under test. D1 and D2 form a conventional voltage doubler rectifier and act as a wideband r.f. detector. The rectified current is measured using a moving coil meter. VR1 is used to set the meter current to full scale deflection with S3 in the 'Set' position.



©IPC Magazines Ltd
R030 1978

Fig. 5: Copper track layout of the printed circuit board, shown actual size

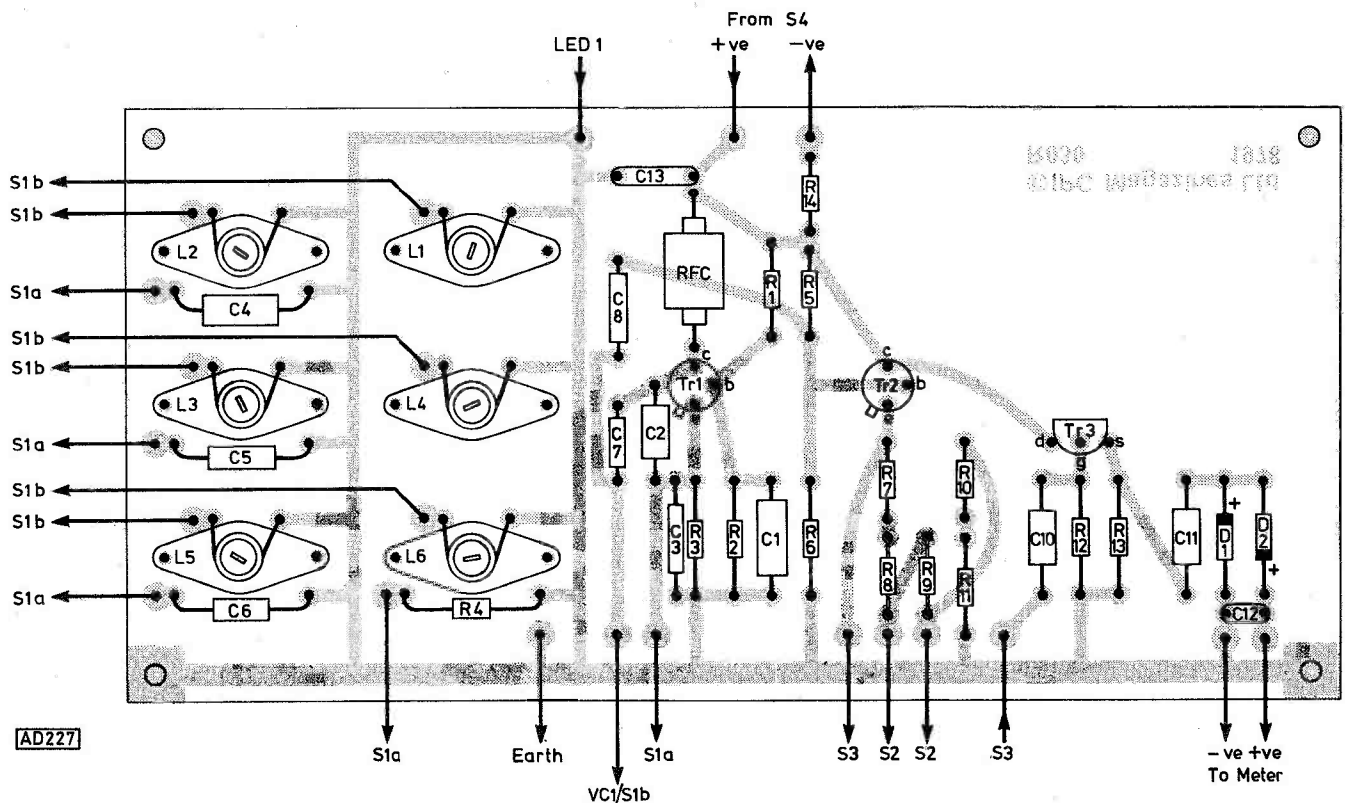


Fig. 6: Component placement and wiring of the printed circuit board

U.K. RETURN OF POST MAIL-ORDER SERVICE ALSO WORLD WIDE EXPORT SERVICE

R.C.S. 100 watt MIXER/AMPLIFIER ALL VALVE



Four inputs. Four way mixing, master volume, treble and bass controls. Suits all speakers. This professional quality amplifier chassis is suitable for all groups, disco, P.A., where high quality power is required. 5 speaker outputs. A/C mains operated. Slave output. Produced by demand for a quality valve amplifier. Send for details.

Chassis only £99 carr. 25

R.C.S. MINI MODULE KIT

15"x8"x14" 3-way Loudspeaker System
EMI, Bass, Middle & Tweeter Units
with 3-way Crossover & Ready Cut
Baffle. Full assembly instructions
supplied. Response=60 to 20 000
C.P.S. 12 watt RMS. 8 ohm. £10.95
per kit. Two kits £20. Postage 75p.

TEAK VENEER HI-FI SPEAKER CABINETS

MODEL "A". 20 x 13 x 12in. For 12in.
dia. or 10in speaker. 14.50 Post
Illustrated. £1-60

MODEL "B" BOOKSHELF
For 13 x 8in. speaker £8.50 Post
or Mini Module Kit £1

MODEL "C" BOOKSHELF
For 6in and tweeter. £5.95 post 75p

LOUDSPEAKER CABINET WADDING
18in. wide, 30p ft.

GOODMANS CONE TWEETER

3 1/2in. diam. 18,000 C.P.S. 25 WATTS 8 Ω £3.25
ELAC TWEETER 4 ohm 20 watt £2.50

BARGAIN 4 CHANNEL TRANSISTOR
MOMO MIXER. Add musical highlights
and sound effects to recordings. Will
mix Microphone, records, tape and
tuner with separate controls into single
output. 9 volt battery operated.
£6.75

TWO CHANNEL STEREO VERSION OF ABOVE £8.50

LOUDSPEAKER BARGAINS

3 ohm. 7 x 4in. £1.50. 8 x bin. £1.90. 8 1/2in. £1.80. 8in. £2.
16 ohm 7 x 4in. £1.50. 8 x bin. £1.90. 8 1/2in. £1.80. 8in. £1.50.

THE "INSTANT" BULK TAPE ERASER
Suitable for cassettes, and all sizes of tape
reels. A.C. mains 200/240V.
Leaflet S.A.E. £4.95 Post
50p

HEAD DEMAGNETISER 24.75

A.C. ELECTRIC MOTORS

2 Pole, 240V, 2 Amp. Spindle - 1.43 x 0.212in. £1.75.
2 Pole, 240V, 15 Amp. Double Spindle - 1.75 x 0.16in.
Each £1.50. 2 Pole, 120V, 5 Amp. Spindle - 0.75 x 0.2in.
Two in series - 240V, 75p each. Brush Motor. From
a Food Mixer 240V, 3 Amp. High Speed and Powerful.
Spindle - 0.5 x 0.25in. £2.95 each.

BLANK ALUMINIUM CHASSIS, 18 s.w.s. 2 1/2in. sides, 8 x 4in. 95p;
8 x 6in. £1.40; 10 x 7in. £1.55; 14 x 9in. £1.90; 16 x 8in. £1.85;
12 x 8in. £1.80; 16 x 10in. £2.20; 18 x 8in. £1.70.
ALUMINIUM PANELS, 18 s.w.s. 3 x 4in. 24p; 8 x 4in. 38p;
10 x 7in. 54p; 12 x 5in. 44p; 12 x 8in. 70p; 18 x 8in. 70p;
14 x 9in. 94p; 12 x 12in. £1.16; 16 x 10in. £1.16.
ALUMINIUM ANGLE BRACKET 6 x 3 x 1/2 in. 15p.
ALUMINIUM BOXES, MANY SIZES IN STOCK.
4 x 2 x 2in. 60p; 3 x 2 x 1in. 60p; 6 x 4 x 2in. £1;
6 x 6 x 3in. £1.90; 12 x 5 x 3in. £2; 6 x 4 x 4in. £1.80.

DE LUXE BSR HI-FI AUTOCHANGER

Plays 12in. 10in. or 7in. records
Auto or Manual. A high quality
unit backed by BSR reliability
with 12 months guarantee. A.C.
200/250V. Size 13 1/2 x 11 1/2in.
Above motor board 2 1/2in.
Below motor board 2 1/2in.



With MAGNETIC STEREO CARTRIDGE £21.50
Cueing Device, Bias Compensator, Balanced Arm, All Post 75p

NEW DECKS

BSR MP60/P188 with Goldring G850 magnetic
cartridge. £24.50

BSR Budget Autochanger with ceramic cartridge. £12.95

Garrard AP76. Single player less cartridge. £28.50

BSR. P188. Belt drive Turntable, less cartridge. £27.50

Garrard 5300. Autochanger with ceramic cartridge. £14.95

Garrard Minichanger. Plays all size records.
Ceramic cartridge. £9.95

BSR. P182. Snake arm, flared upright, ceramic
cartridge. Latest model. £19.95

BAKER MAJOR 12" £16.88

Post £1
90-14,500 c/s, 12in. double cone, woofer
and tweeter cone together with a BAKER
ceramic magnet assembly having a flux
density of 14,000 gauss and a total flux
of 145,000 Maxwells. Bass resonance 40
c/s rated 25 watts. NOTE: 4 or 8 or
16 ohms must be stated.



MAJOR MODULE KIT

30-17,000 c/s with tweeter, crossover,
baffle 19 x 12 1/2in. Please
state 4 or 8 or 16 ohms. £21.38
Post £1 60

BAKER SPEAKERS "BIG SOUND"

Robustly constructed to stand up to long
periods of electronic power. As used by
leading groups.
Useful response 30-13,000 cps.
Bass resonance 55 cps.

GROUP "25"

12in. 30 watt
4, 8 or 16 ohms.

£12.96

Post £1

GROUP "35"

15in. 40 watt
4, 8 or 16 ohms.

£15.12

Post £1

GROUP "50/12"

12in. 60 watt professional
model, 4, 8 or 16 ohms.

£22.68

Post £1-60

Response = 30 - 16,000 cps.

With aluminium presence dome.

GROUP "50/15"

15in. 75 watt
8 or 16 ohms.

£34.50

Post £1-60

Send for leaflets on Disco, P.A. and Group Gear.

BAKER 150 WATT QUALITY TRANSISTOR MIXER/AMPLIFIER




Professional amplifier using advanced circuit design. Ideal for
disco, groups, P.A. or musical instruments. 4 inputs & way mixing.
Master treble, bass and volume controls. 3 speaker output sockets
to suit various combinations of speakers.
4-8-16 ohm. Slave output. Guaranteed.
Details S.A.E. A/C mains 120v. and 240v. £85 Carr. £1-60

100 WATT DISCO AMPLIFIER

MADE BY JENNINGS MUSICAL INSTRUMENTS £59
4 Speaker outputs volume, treble, bass, controls
CAN BE USED AS 100 WATT SLAVE Carr. £1

B.S.R. SINGLE PLAYER DECK

3 speed. Plays all size records,
Stereo Cartridge. Cueing device,
Ideal Disco Deck.



£19.95 Post £1-00

DRILL SPEED CONTROLLER/LIGHT DIMMER KIT. Easy to
build kit. Will control up to 500 watts AC mains. £3.25
Post 85p

STEREO PRE-AMP KIT. All parts to build this pre-amp. 3 inputs
for high medium or low gain per channel, with volume control
and P.O. Board. Can be geared to make multi-way stereo mixers.
£2.95 Post 85p

R.C.S. SOUND TO LIGHT DISPLAY MK 2

Complete kit of parts with R.C.S. printed circuit. Three
channels. 600 to 1,000 watts each. Will operate from 200MV,
to 100 watts signal source. Suitable for home use. £17
Cabinet extra 24.

200 Watt Rear Reflecting White Light Bulbs. Ideal for Disco
Lights. Edison Screw Fitting 75p. Each.

MAINS TRANSFORMERS


Post 75p
6 VOLT 1 AMP. £1-00 3 AMP. £1-95 9 VOLT 3 AMP. £2-75
12 VOLT 300 MA. £1-00 750 MA. £1-30 20 VOLT 2 AMP. £2-50
30 VOLT 5 AMP. AND 34 VOLT 2 AMP. £3-45
20 VOLT 1 AMP. £2-00 20-0-20 VOLT 1 AMP. £2-95
30 VOLT 1 AMP. £2-75 40 VOLT 2 AMP. £2-95 30V 2 AMP. £2-80
0-20-40-0 VOLT 1 AMP. £3-50 2 x 18 VOLT 6 AMP. £9.

GENERAL PURPOSE LOW VOLTAGE. Voltages available at
2A, 3, 4, 6, 8, 9, 10, 12, 15, 18, 24 and 30V
1A, 6, 8, 10, 12, 15, 18, 20, 24, 30, 36, 40, 45, 60
2A, 6, 8, 10, 12, 15, 18, 20, 24, 30, 36, 40, 45, 60
3A, 6, 8, 10, 12, 15, 18, 20, 24, 30, 36, 40, 45, 60
5A, 6, 8, 10, 12, 15, 18, 20, 24, 30, 36, 40, 45, 60

R.C.S. TEAK COMPACT SPEAKERS

13 x 10 x 8in.
50 to 14,000 cps.
12 watts rms. 8 ohms

£19 pair Post £1-50



BAKER DISCO SPEAKERS HIGH QUALITY—BRITISH MADE 2 x 12" CABINETS

for Disco or PA all fitted with carrying handles and corners. Black
vynide covered. Other cabinets in stock. SAE for leaflet

60 WATT R.M.S.

£56

With one horn £66

With two horns £74

Carr. 23

80 WATT R.M.S.

£60

With one horn £68

With two horns £76

Carr. 23

120 WATT R.M.S.

£75

With one horn £83

With two horns £91

Carr. 25

SINGLE 12inch CABS COMPLETE

30 WATT R.M.S. £32. WITH HORN £40.

40 WATT R.M.S. £34. WITH HORN £42.

60 WATT R.M.S. £41. WITH HORN £49.

CARR £3 EA.



"SUPERB HI-FI"

12in 25 watts

A high quality loudspeaker, its
remarkable low cone resonance
ensures clear reproduction of the
deepest bass. Fitted with a special
copper drive and concentric
tweeter cone resulting in full
range reproduction with remark-
able efficiency in the upper
register.
Bass Resonance 28cps
Flux Density 16,500 gauss
Useful response 20-17,000cps
8 or 16 ohms models.

£24.75 Post
£1-80

"AUDITORIUM"

12in. 35 watts

A full range reproducer for high
power. Ideal for Hi-Fi and
Discotheques. Electric Guitars
public address, multi-speaker
systems, electric organs.
Bass Resonance 35cps
Flux Density 15,000 gauss
Useful response 25-18,000cps
8 or 16 ohms models.

£22.68 Post
£1-60

"AUDITORIUM"

15in. 45 watts

A high wattage loudspeaker of
exceptional quality with a level
response to above 8,000 cps. Ideal
for Public Address, Discotheques,
Electronic instruments and the
home Hi-Fi.
Bass Resonance 35cps
Flux Density 15,000 gauss
Useful response 20-14,000cps
8 or 16 ohms models.

£32.00 Post
£1-60

Loudspeaker Cabinet Wadding 18in wide, 20p per ft.

Hi-Fi Enclosure Manual containing plans, designs, crossover
data and cubic tables, 85p.

E.M.I. 13 1/2 x 8in SPEAKER SALE!

With tweeter. And crossover. £7.95
10W. Size 2 or 8 ohm. Post 45p

15W model £10.50
8 ohms. Post 65p


GOODMANS 20W Woofer

Size 12 x 10in 4 ohms. £9.95
Rubber cone surround. Post 65p
Hi-Fi Bass unit.



RADIO COMPONENT SPECIALISTS

Minimum post 30p. Components List 20p. Cash price incl. VAT. Access & Barclay cards welcome. Phone your order. H.P. available Tel. 01-684 1665



Internal view showing the front panel controls and the printed circuit board

Using the 'Q' Meter

The normal procedure for determining the resonant frequency and approximate 'Q' factor of a coil/capacitor combination is as follows. Connect the coil to the 'L' terminals and set the desired parallel capacitance value on VC2. If a value greater than 365pF is required, an extra capacitor may be connected to the 'C' terminals and its value is then added to the reading on VC2. If possible, estimate the approximate resonant frequency and set the 'Q' meter tuning to this value. If this is not possible, the 'Q' meter tuning will have to be swept across each band slowly whilst looking for a peak on the meter. A peak should be found with S2 in the '20' position, S3 in the 'Read Q' position and VR1 set to about mid-position. Very small peaks may occur at several frequencies lower than the correct resonant frequency. These are due to harmonics present in the signal waveform and they should be hardly noticeable compared with the peak at true resonance. After establishing that the correct peak has been obtained, S3 should be switched to 'set' and VR1 should be carefully adjusted for full-scale deflection (100) on the meter. The 'Q' factor can then be read, on a scale of 0 to 20 or 0 to 100 depending on the setting of S2, with S3 in the 'Read Q' position.

Other Measurements with the 'Q' Meter

1. Unknown Inductance

This method is satisfactory for inductors in the range 1 μ H to 250 μ H. The accuracy does not depend on the 'Q' factor of the coil but on the accuracy of calibration of the 'Q' meter frequency scale and on VC2. With VC2 set to 100pF, connect the unknown inductor to the 'L' terminals and vary the frequency of excitation until resonance is obtained. Note down the resonant frequency and then calculate the inductance from the approximate expression:

$$L = \frac{250}{f^2}$$

Where L is in μ H and f is in MHz.

Example: If $f = 5\text{MHz}$ then $L = 250 \div 25 = 10\mu\text{H}$.

2. Unknown Capacitance

This method is useful for values of capacitance in the range 20pF to 350pF. The accuracy of this method depends on the calibration scale of VC2. Connect an inductor, preferably one which will be resonant with 20pF between 3MHz and 8MHz, to the 'L' terminals and the unknown capacitor to the 'C' terminals. Set the internal capacitor at 20pF and vary the frequency



SPECIAL OFFER

Three calculators in one—that's the Commodore PR100. It's a standard calculator for problems in basic arithmetic. It's a scientific calculator, with ten memories and four levels of parenthesis, powers, trigs, and logs, probability and statistical functions, conversions and constants. It's a programmable calculator, handling programs of up to 72 sequential steps keyed in by the user, with branching capability.

A 12-digit red l.e.d. display is used, providing 8-digit mantissa, 2-digit exponent and change sign for each. Fixed point, scientific and engineering display modes are available.

The PR100, which measures approximately $160 \times 78 \times 32$ mm runs on internal Ni-cad batteries and comes complete with a protective carrying pouch, a.c. mains adaptor/charger and a comprehensive instruction and application manual. This contains twenty-one program examples plus instructions for writing your own programs. A one year guarantee for labour and parts is given by the manufacturers.

The recommended retail price of the PR100 is £37.95 including VAT. This month, we offer it to PW readers at only £26.95 including postage and packing, a saving of £11.

Complete both parts of the coupon and send it with your remittance to "Practical Wireless", Dept. PWL2, Rochester X, Kent ME99 1AA.



COMMODORE PR100

Scientific Programmable Calculator

HOW TO ORDER

Please complete both parts of the coupon below in BLOCK CAPITALS Remittances must be by postal order or cheque (name and address on back of cheques, please) crossed, and made payable to IPC Magazines Ltd. This offer is open to readers in England, Scotland, Wales, Northern Ireland, and Channel Islands only. It is not available in Eire or Overseas. Orders are normally despatched within 28 days but please allow time for carriage. You will be notified if a longer delay may be expected.

THE CLOSING DATE OF THIS OFFER IS 26th January 1979.

★ functions

Arithmetic:	$+, -, \div, \times, M, MR, M+, M-, M\div, M\times, X\leftrightarrow M, 9M, (,)$, constant.
Mathematical:	$X\leftrightarrow Y, \sqrt{X}, Y^x, X\sqrt{Y}, \frac{1}{X}, \pi, \%, \Delta\%$.
Logarithmic:	$\log X, 10^x, e^x, \ln X$.
Trigonometric:	$\sin X, \cos X, \tan X, (inv), c\leftrightarrow s, d\leftrightarrow hms, deg, rad, grad, d\leftrightarrow r$.
Hyperbolic:	$\sinh X, \cosh X, \tanh X, (inv)$.
Graphical:	$R\leftrightarrow P, c\leftrightarrow s$.
Factorial:	$n!, P_m^n, C_m^n$.
Statistical:	$X_n, \bar{X}, S(\sigma_{n-1}), S^1 (Var.), Ci(X_1, Y_1), Cs(X_s, Y_s)$.
Conversion:	$(^\circ F)^\circ C, (in) cm, (US gal) L, (lb) kg, (inv)$.
Programming:	Back step, Single step, R/S, GOTO, Skip, Clr, Run, Load.

To: PRACTICAL WIRELESS,
Dept. PWL2, Rochester X, Kent ME99 1AA.

Please send me the Commodore PR100 Calculator(s)
as indicated below at £26.95 each, incl. P & P.

I enclose P.O./Cheque No. _____ Value _____

No. of calculators required

Name:

Address:

Tel. No. (Home or Work).....

No. required

Name:

Address:

From: PRACTICAL WIRELESS,
Dept. PWL2, Rochester X, Kent ME99 1AA.

Cut Round Dotted Line



AMATEUR BANDS

by Eric Dowdeswell G4AR

The advent of TV may have been a boon to many people but it did nothing for the amateur radio movement. Unless one lives out in the country away from any neighbours, or stays up half the night when TV is QRT, it is now virtually impossible to construct and test a transmitter without causing QRM on nearby TV sets. The very wideband nature of the input circuits of colour TVs, in particular, has not helped.

Screening and filters are ineffective when one is experimenting with a transmitter. If power inputs are restricted to a few watts then one might get away with it, which may explain the increasing popularity of QRP operation. The use of a dummy load when testing does not help all that much especially if one's own TV is only the thickness of a wall away!

The result, of course, has been for the frustrated amateur to buy commercial equipment, generally imported, which is generally well screened and able to meet requirements in respect of harmonic radiation. In the process, however, the amateur has had to forgo the pleasure and satisfaction of making his own gear, thereby failing to learn anything on either the constructional or theoretical sides.

There are now thousands of licensed amateurs in this country who have never known the pleasure of building even the simplest of transmitters and getting it on the air. Believe me, even a few watts of home-produced c.w. is much more satisfying than 400W of s.s.b. from a commercial rig that one dares not touch inside.

The only hope is that the transmitting amateur or listener will at least try to construct his own aids such as frequency measuring equipment, audio filters, converters for v.h.f. and u.h.f., and perhaps gear for RTTY or SSTV operation.

Remember that the more commercial gear we buy and use the more we become "communicators" rather than experimenters, and the greater the possibility of losing amateur band frequencies to those whose job it is just to communicate: commercial and government interests.

General Notes

No newcomers to the column this month so straight on to the letters from regular writers. Following the request for a manual for his Skywood CX203 receiver **Paul Bown** of Theale, near Reading, is very pleased with the 'stat copy he was able to get from a reader. He hopes to have the set working properly on 10 and 15m before long. Paul wonders if a loop aerial of the classic PW medium wave type would be any good on the 80m band. Well, I'm afraid that it probably wouldn't help very much. Since most signals there arrive via sky wave there would be little directional effect. Some listeners on 160m have reported using loops to good effect especially in reducing local man-made interference.

Greg Duffy (East Kilbride, Glasgow) is getting down to the handbook stuff and playing around with aerials for his Yaesu FR50B and logging some interesting calls on 10 and 15m. **Ian Marquis** A9140 of Leigh-on-Sea, Essex, points out that the call of the schoolboy net on 3780kHz should have been GW4GIA and not GMA. Ian said he was "sprawled out in the garden on his back" while writing his letter. Funny, I must have missed the summer this year! But I'm off to SV land shortly so perhaps I can make up for it there!

On the Bands

J. Goodier, near Stockport, Cheshire, was surprised to find not one but two rare ones, from Western Samoa, 5W1AX and BN. Well, one can go for years and never hear 5W1 and then up they come. That was on 15m s.s.b. and they were indeed heard by several readers. J.S.G. was intrigued when T12CF reduced power, at the request of a German station, from 1kW to, he said, 1 watt! when he was still just about copyable. There's a motto there somewhere!

Back to Ian Marquis who found such breathtaking stuff as 5W1, KH6, KG6, VR8, KX6 and the like on 15m s.s.b. not to mention TF6M on 20m from beneath a glacier at Kirkjubæjarklaustur! If I've got the spelling wrong, blame Ian.

Looks like we shall be losing **Dave Greenhalgh** (Poynton, Cheshire) to the opposition v.h.f. column before long. Dave is just getting a QM70 2m converter and about to knock up some kind of suitable aerial from an old Band I TV beam. However, BRS39965 admits to logging some good DX on bands from 10 to 40m including the aforementioned 5W1s.

Bernard Hughes BRS25901 of Worcester is now the proud owner of a Drake R4C receiver and his log

bristles with rare stuff. Seems it is the set of his dreams, having tried just about everything else. So OM, what about getting down to it and getting on the air??

The offer of an R1155 receiver in the September issue produced several replies, all from young readers, all anxious to get going on the s.w. bands with something better than a domestic set. I wonder just how many more sets there are sitting around doing nothing that would give so much pleasure to young beginners? If any regular reader wants to give such a set he, or she, has only to give me brief details and I'll try to arrange for some suitable applicant to pick it up without any further bother. As one applicant said "Us schoolkids just can't afford to lash out on reasonable receivers".

Some late but excellent news from two of our regular contributors. **Martin Liezers** (Newport) has passed the May RAE and hopes to be on 2m very soon. Likewise **Simon Robinson** BRS40093 in Stockfield, Northumberland, has done the trick with a distinction in each part and now goes on for the code test. In the meantime he will be on 2m with a Belcom FS1007P, a 16-channel scanning transceiver. Incidentally, Simon wants to swop a Shibaden SV700ED video recorder for something similar that uses lin tape. Good luck to you both as you depart this column!

Clubs and Societies

The **Bury RS** continues to meet every Tuesday evening at Mosses Centre, Cecil Street, Bury, with the club station on the air and constructional projects under way, not to mention the odd "noggin and natter". October 10th sees the annual construction competition, with a surplus gear sale on November 14th. The new RAE course is already running at the Metropolitan College of Further Education, with G8NOF lecturing. Details from Eric Thirkell G4FQE, at the centre.

TARS Talk is a jolly good 10-pence worth from the **Torbay ARS**, with at least a couple of down-to-earth articles every month, conned from members' experiences. Write to F. J. E. Bolton, G3VTQ, 2 Lower Combe Road, Kingsteignton, Newton Abbot, Devon, for info on the club and magazine.

Don't forget the newly formed **Shirehampton ARC** meeting every Friday evening at Twyford House, High Street, Shirehampton. Club call is G4AHG and RAE courses are envisaged soon. Fortunately the club premises can be used for RAE exams which should help the more nervous candidates! Write to R. Ford G4GTD at 2 Jersey Avenue, St. Annes, Bristol.

Members of the East London **Silverthorn RC** are also lucky to have such a fine magazine as their *Spurious* newsletter. Five technical articles plus all the usual chatter can't be bad for an annual club fee. Don't forget Friday nights at Friday Hill House, Simmons Lane, Chingford, London E4, or details from C. J. Hoare at that QTH. *CARA News* of the **Cheltenham ARA** deserves an equal mention, likewise well-produced and a mine of info. Their previously mentioned TVI clinic quotes a member fixing TVI on a neighbour's hi-fi outfit "within the hour, before he had time to get uptight". That kind of action can only do good all round. Contact Garth Martin G3IER, 88 Tennyson Road, Cheltenham.

Reports by 15th of month please. Club meeting info at least **seven weeks** ahead!

Log Extracts

B. Hughes:— 20m A3BHF (Tonga) KC6BNQ YB3AE 5W1AT 8R1DT 15m JD1AHS (Marcus Is.?) 5V1TA 10m KC4QMN 5V1JH


D. Greenhalgh:— 40m EA8SS 20m HK0EDF JX3P (Jan Mayen) VP2VBK TF6M 8R1R 15m A2LAV C5EE HH2A YS1WP 5W1AX 10m C31QR PY0RO

I. Marquis:— 80m H8RPB VE3BWK/4X4 40m VP2MBB 20m TF6M VR3AK 15m F0CH/FC KX6MP VP5SI VR80 5W1AX 9V1SR 10m 8R1J

G. Duffy:— 20m VP2DAW HP1MU VP2MZZ YB0CR 15m SV1JJ CX8CV 5W1BN

J. Goodier:— 20m HH2SD KZ5GE VP2MBB VP9L VE8RCS 15m FY7OG HS1WR TU2GM WD9FCC/VQ9 ZF2AA 5W1BN 5W1AX

M. Liezers:— 80m OA3I VP1RDT VP2MBB 7X2GOK 40m CO2KK HI8RDH LU3MCO ZP5EF 20m C5ABK FM7AC FP0MG HR1JAG VP2EEN VP2KG VP2MZZ VP2SSA YK4ACW YK6JBK 4D6DO (Philippines) 5J4RCA 5V3YJ 15m FH8CY HK4EU HM2JV



MEDIUM WAVE DX

by **Charles Molloy G8BUS**

Following on from last month when a number of Asiatic and African stations operating in the gaps between Europeans were highlighted, it might now be useful to have a look at a few Europeans, mainly low power, which transmit on non-standard frequencies. Why they do so is not clear though it may be to avoid interference. One would expect these broadcasters to be moved onto official channels after the introduction of the new band plan that comes into operation on the 23rd November this year. If this happens then it will no longer be possible to eavesdrop into local broadcasting at the eastern end of the Mediterranean where currently some of these outlets are located.

Low Power Greek Stations

Broadcasting in Greece is carried out mainly by the state-owned ERT and by YENED which provides a service to the armed forces. There are also a few privately-owned locals, two of which operate just beyond the highest European channel. **Bob Bell** (Blyth Northumberland) reports hearing an unidentified Greek on approximately 1620kHz at 2350 using an FRG-7 receiver and a 20in mini-loop aerial. This is probably Radio Ierapetra, situated on the south coast of Crete, which operates on a nominal 1614kHz with a power of 500 watts. This station has been known to QSL and the address for reception reports is Radio Ierapetra, Anatolikos Kristis, Crete, Greece. Do not forget to enclose an International Reply Coupon. The other station in this part of the band is Radio Aegion on 1610kHz. Although inclined to wander off frequency these two locals are not too difficult to pick up in the UK.

FABULOUS PROFESSIONAL DISCO SYSTEM

F.A.L. De Luxe PROFESSIONAL Carr. CONSOLE (Powered) etc. £15

Slide Fade Controls. Autofade with Music Override on both mic. and jingle inputs. Headphone pre-fade monitor with 5 Push-button selector. Illuminated V.U. meters. Illuminated rocker switches. LED cue indicators. Tape or Jingle inputs, unity gain. Mic. channel with Bass & Treble. Slave outlet.

Treble Control (Music Channel) Output into line (Slave)
 Treble Control (Mic. Channel) Autofade Recovery
 Bass Control (Music Channel) Microphone Input.
 Bass Control (Mic. Channel) Tape/Jingle. 1/P

£399

**DEPOSIT £29.12
 and 35 weekly
 payments of
 £9.74
 (Total £399)**

TURNABLES: Garrard 125SB Belt-drive with Low-Mass 'S' arm and Magnetic Cartridge.

POWER: 120 watts continuous RMS into 4 ohms

DECK LIGHTS: Fully adjustable flexi-beams over each turntable with independent switching.

CABINET: Solidly made to withstand the rigours of transporting. Covered in heavy duty leather cloth type material in attractive colour combinations Corner cap protectors Recessed carrying handles.

List £320.76

INTEREST FREE CREDIT
 on this system only

ALL THREE UNITS PRODUCED BY BRITAIN'S LARGEST MAKERS OF DISCO EQUIPMENT



PAIR MATCHING FULL RANGE De Luxe 80w LOUDSPEAKERS

Each inc. Pair of Powerful 12" Bass units (with aluminium centre domes), and High Frequency Horn unit to extend frequency range to above 17 kHz. Normally £89.95 ea.



Make your own Console with these DISCO MODULES

FANTASTIC SPEAKER OFFER

TWIN 12" SPEAKER CABINET PLUS PAIR 12" SPEAKERS

of Robust vibration-proof construction. Fitted protective corner pieces. Removable Vynair covered front with silver effect trim. Sunken jack socket with escutcheon at the rear.
 Pair 12" 20w speakers for wiring in series and front mounting in above supplied to complete a 40 watt unit for lead guitar or P.A.



£19.95

Carr. £2.50

CONTROL UNIT (mains powered)

Vol. (Left) Vol. (Right) Tape input and volume control. Bass, Treble, ON/OFF switch for each Table. Carr. £1

£25.00

MONITOR UNIT With H/Phone Socket and Vol. Control Carr Free

£7.95

FADER UNIT Carr Free

£7.95

100w OUTPUT UNIT

£29.95

Mains powered Carr. £1.50

TITAN GROUP/DISCO SPKRS

	Value	RSC Price	
T12/45R 12" 45w	£15.00	£11.95	Rating RMS Imp 8-15 ohms
T12/60R 12" 60w	£22.50	£13.95	
T12/100 12" 100w	£36.00	£25.95	
T15/60 15" 60w	£26.00	£17.95	
T15/70 15" 70w	£28.00	£19.95	
T15/100 15" 100w	£41.00	£29.95	
T18/100 18" 100w	£47.00	£36.95	
Carr. £1.20, under £18, over this add 6p per £1.			



CABINETS FOR ABOVE Heavy duty, finished in black Vynair with Vynair fronts, protective corner pieces, various sizes cut-outs. TE1 1 x 12" £11.95. TE2 2 x 12" £16.95. Deposit Terms orders over £20.

RSC 100 WATT DISCO SYSTEM



Consisting of (1) TWIN T/TABLE CONSOLE with PRE-AMP, and POWER OUTPUT STAGES (2) & (3) PAIR 50 WATT LOUDSPEAKERS including 12" UNITS

£169.95

Carr. £4.75

ALL RSC PRICES INCLUDE VAT

- ★ DISCOMAJOR POWER DISCO CONSOLE with Integral Power Amplifier.
- ★ TWIN FULL SIZE BSR turntables with cueing device.
- ★ CARTRIDGES with Diamond Styl.
- ★ 2 SEPARATE VOLUME CONTROLS for each turntable and Mic. CONSOLE COMPLETE WITH LID. FULL HEADPHONE MONITORING FACILITIES

Terms: Deposit £30.00 and 18 fortnightly pymts. £9.80 (Total £206.40). Carr. £4.00. Also available 200 WATT SYSTEM £199.95

50 WATT AMPLIFIER SACRIFICE

Limited stocks of **TITAN TA/50A** to be cleared to make way for a re-styled model.



Solid state, 3 sep. controlled inputs plus Master control. Bass, Treble & Presence Controls. Vynair covered cab. with corner protectives. Value £60. Terms: Dep. £7.95 & 8 monthly payments £4.72 (Total £45.71). Matching Cabinets 1 x 12" £29.95. 2 12" £49.95. Carr. £1

£39.95

New Branches at
 ★ LEEDS, ★ LIVERPOOL & ★ WOLVERHAMPTON



Barclaycard & Access PHONE ORDERS quoting CARD NUMBER accepted

MAIL ORDERS & EXPORT ENQUIRIES TO: AUDIO HOUSE, HENCONNER LANE, LEEDS, 18. Tel: 0538 877831.

MAIL ORDERS MUST NOT BE SENT TO SHOPS TERMS C.W.O. or G.O.D. No. G.O.D. under £3. POSTAGE 60p PER ORDER OR AS QUOTED. Phone or Write for FREE CATALOGUE.

OPEN ALL DAY SATS (5 Day Week)
 BRADFORD 10 North Parade (Closed Wed.). Tel. 25349
 BIRMINGHAM 30/31 Great Western Arcade. (Closed Wed.) Tel. 021-236 1279
 CARLISLE 8 English Street (Closed Thurs.). Tel. 38744
 COVENTRY 17 Shelton Sq., The Precinct. (Closed Thurs.) Tel. 25683
 DERBY 97 St. Peter's Street (Closed Wed.). Tel. 41361
 DEWSBURY 9/11 Kingsway (Closed Tues.). Tel. 468058
 DONCASTER 3 Queensgate, Waterdale Centre. (Closed Thurs.). Tel. 63069
 EGINBURGH 101 Lothian Rd. (Closed Wed.) Tel. 229 9501

Prices correct at 31.8.78 E. & O.E. All items subject to availability
 GLASGOW 326 Argyle St. (Closed Tues.). Tel. 041-248 4158
 HULL 7 Whitefriargate (Closed Thurs.). Tel. 20505
 LEICESTER 32 High Street (Closed Thurs.). Tel. 56420
 LONDON 238 Edgware Road, W.2 (Closed Thurs.). Tel. 723 1629
 ★ LEEDS 16-18 County (Mecca) Arcade, Briggate (Closed Wed.). Tel. 449609
 ★ LIVERPOOL 35 Dawson Way, St. John's Precinct (Closed Wed.). Tel. 708 9380
 ★ MANCHESTER 60A Oldham Street (Closed Wed.). Tel. 236 2778

MIDDLESBROUGH 103 Linthorpe Rd. (Cl. Wed.) Tel. 247096
 ★ NEWCASTLE UPON TYNE 59 Grainger St. (Closed Wed.). Tel. 21469
 NOTTINGHAM 19/19A Market Street (Closed Thurs.). Tel. 48068
 SHEFFIELD 13 Exchange Street (Castle Mkt. Bldg.) (Closed Thurs.). Tel. 20716
 ★ WOLVERHAMPTON 8 Wulfrun Way (Closed Thurs.). Tel. 26612
 ★ MUSICAL INSTRUMENTS & ACCESSORIES in stock at these branches

THERMOSTATS



Refrigeration as illustrated with 36" capillary £1.62.
Limpet Stat must be mounted in close contact calibrated 90°-190°F 15 amp contacts £1.62.
Appliance Stat fix like a volume control—15 amp contact 30°-30°F 85p.
ditto but for high temps £1.25.
Over Stat—with Serson and capillary 85p

Wall Mounting by Satchwell £3.00
Boiler Stat. with control 20°-90°C £2.16

FLUORESCENT TUBE INVERTOR

For camping — car repairing — emergency lighting from a 12v battery you can't beat fluorescent lighting. It will offer plenty of well distributed light and is economical. We offer inverter for 21" 13 watt miniature tube for only £3.75 with tube and tube holders as well.




ROTARY PUMP

Self priming portable fits drill or electric motor pumps up to 200 gallons per hour depending upon revs. Virtually uncorrodable, use to suck water oil, petrol, fertiliser chemicals, anything liquid. Hose connectors each end £2 post paid



8 POWERFUL BATTERY MOTORS

For models, Meccanos, drills, remote control planes, boats, etc. £2.



MERCURY BATTERIES

Bank of 7 Mercury cells type 625 which are approx. 3/16 in. diameter by 3/16 in. thick in plastic tube giving a total of 10.7v.
Being in a plastic tube it is very easy to break up the battery into separate cells and use these for radio control and similar equipment. Carton of 25 batteries £1.60.



INDUCTION MOTORS

One illustrated is our reference MM11 made for 1TT 1/2 stack 1 1/2 spindle £2.25.
1 1/2 stack model £1.75. 1 stack £2.75.
1 1/2 stack £3.25.



TANGENTIAL HEATER UNIT

A most efficient and quiet running blower-heater by Solutron—same type as is fitted to many famous name heaters—Comprises mains induction motor—long turbo fan split 2 kw heating element and thermostatic safety trip—simply connect to the mains for immediate heat—mount in a simple wooden or metal case or mount direct onto base of say kitchen unit—price £4.95 post £1.50 control switch to give 2kw, 1kw, cold blow or off available 60p extra.



3KW MODEL
£5.95
+ £1.50 P & P

2 k.w. model made in metal case with control switch £12.00

MAINS TRANSFORMERS

All these have 230/240V 50Hz Primary.

VOLTAGE	CURRENT	REF.	PRICE
1v	2 amp	TM1	£1.94
2-4v	5 amp	TM2	£1.62
4v	7 amp	TM32	£2.70
6-5v	2 amp	TM3	85p
6-5v	200 mA	TM37	85p
6-5v 0-0-5v	100 mA	TM21	£1.62
6-5v 0-6-5v	750 mA	TM7	£2.16
6-3v 0-6-3v	100 mA	TM33	£1.62
6-3v	2 amp	TM4	£1.89
9-5v	1 amp	TM12	£1.62
8-5v + 8-5 sep winding	1 amp	TM5	£1.62
9v	1 amp 'c' core	TM11	£2.70
9v	3 1/2 amp	TM38	£3.24
9v	5 amp	TM15	£4.86
10v	25 amp	TM16	£1.62
10v 0-10v	12 1/2 amp	TM9	£1.05
12v	2 amp	TM7	£2.16
12v	1 amp	TM10	£1.89
12v-0-12v	50 mA	TM19	£1.62
12v-0-12v	1 amp	TM41	£3.24
15v tapped 9v	2 amp	TM1	£1.62
17v	1 amp	TM12	£1.62
18v	1 amp	TM13	£1.90
20v	5 amp	TM14	£1.62
20v	5 amp	TM27	£4.32
20v	12 1/2 amp	TM15	£4.86
20v-0-20v	6 amp	TM1	£1.62
13v	100 mA	TM21	£1.62
24v	1 1/2 amp	TM16	£2.12
24v	2 amp	TM17	£2.70
24v + 2v 7 amp	2 amp	TM39	£2.97
24v	4 amp	TM40	£3.78
25v	1 1/2 amp	TM18	£2.43
28v	2 amp	TM39	£2.97
30v	8 amps	TM15	£4.86
37v	37 amps	TM34	£31.86
40v tapped @ 30v, 20v & 10v	6 amp	TM15	£4.86
0-0v-2 amp with 6-3v shrouded		TM22	£4.86
50v	8 amp	TM29	£11.65
60v	5 amp	TM24	£7.02
75v-3 amp with 6-3v shrouded		TM23	£8.10
75v	4 1/2 amp	TM24	£7.02
70v tapped 60v & 75v	1 amp	TM25	£7.02
100v	1 amp	TM25	£7.02
100v-0-100v	1 amp	TM25	£7.02
130v tapped 120v	1 amp	TM28	£3.78
200v	1 amp	TM25	£7.02
250v-0-250v with 6-3v 2A	50 mA	TM36	£3.78
250v	100 mA	TM36	£3.78
500v	50 mA	TM36	£3.78

Quantity Prices available. Please, unless you are calling add 25% to your order to cover cost of carriage.

MULLARD UNILEX

A mains operated 4+4 stereo system. Rated one of the finest performers in the stereo field this would make a wonderful gift for almost anyone in easy-to-assemble modular form and complete with a pair of Plessey speakers this should sell at about £30—but due to a special bulk buy and as an incentive for you to buy this month we offer the system complete at only £15 including VAT and postage.



42 HOUR TIMERS VANNER

As illustrated with sun correction made for G.P.O. phone boxes used perfect £2.95 20 amp switching contacts.



PP3/PP9 REPLACEMENT MAINS UNIT

Japanese made in plastic container with leads size 2" x 1 1/2" x 1 1/2", this is ideal to power a calculator or radio. It has a full wave rectified and smoothed output of 9 volts suitable for a loading up to 100mA. £2.50.

SOUND TO LIGHT UNIT

Add colour or white light to your amplifier. Will operate 1, 2 or 3 lamps (maximum 450W). Unit in box all ready to work. £9.95.



HUMIDITY SWITCH

American made by Ranco, their type No. J11. The action of this device depends upon the dampness causing a membrane to stretch and trigger a sensitive microswitch adjustable by a screw, quite sensitive—breathing on it for instance will switch it on. Micro 3 amp at 250v AC. Overall size of the device approx. 3 1/2" long, 1" wide and 1 1/2" deep. 75p.



WHAT COULD YOU BE DOING!

in one year's time, if you understood computer and microprocessor technology?

Think it over, then join the "Doing it digitally" course which is starting now.

You will learn mainly by doing, not just reading, it's easy to understand that way.

Pay as you learn—Just £5 deposit and eleven monthly payments of £3, (or £35 cash now), £23 worth of components sent now, more will follow as course requires them.

REMEMBER THIS IS YOUR CHANCE!

RELAYS

12 volt two 10 amp changeover plug in 95p.
12v three 10 amp changeover plug in £1.28.
12v two changeover miniature wire ended 95p.
12 volt open single screw fixing two 10 amp changeovers 95p.
12 volt open three 10 amp changeovers £1.25.
Latching relay mains operated 2 c/o contacts £2.11.
Mains operated three 10 amp changeovers open type one screw fixing £1.25.
Many other types with different coil voltages and contact arrangements are in stock, enquiries invited.



SHORTWAVE CRYSTAL SET

Although this uses no battery it gives really amazing results. You will receive an amazing assortment of stations over the 19, 25, 29, 31 metre bands. Kit contains chassis front panel and all the parts £1.94—crystal earphone 55p including VAT and postage.



XMAS PRESENTS

Table radio as illustrated—cassette MW £6.50
Cassette Recorder and player—LM & FM Radio £42.50
Stereo Record player with pair of speakers £33.50

BURGLAR ALARM ITEMS

(Circuit free on application)
Trigger mats 24" x 18" 13" x 10" £2-45
Relay 24 volt 9-12 volt 95p
Alarm Bell 24 volt 9-12 volt £7.50
Reset, Switch, ordinary on application 45p
Secret type with key 95p
Wire—100 metres £1.50
24v Power unit mains operated £5.35

Terms: Prices include Post & VAT. But orders under £6.00 please add 50p to offset packing. Bulk enquiries—Please Phone for Generous Discounts 688 1833.

J. BULL (ELECTRICAL) LTD
(Dept. P. W.), 103 TAMWORTH RD.,
CROYDON CR8 1SG

IT'S FREE!

Our monthly Advance Advertising Bargains List gives details of bargains arriving or just arrived—often bargains sell out before our advertisement can appear—It's an interesting list and it's free—Just send S.A.E. Below are a few of the Bargains still available from previous lists.

FM Tuner and decoder, 2 very well made, (Japan) units, nice clear dial, excellent reproduction, £11.20 the pair.
12 Volt Heavy Duty Relay, plug in tape has three pairs of 10 amp changeover contacts. A transparent dust cover, price £1.08 suitable 11 ohm base 4s.

4 Changeover Relay, upright mounting 4 sets of 10 amps changeover contacts, mains voltage coil £1.72.
12 Volt Pump. Designed we believe as a bilge pump, this is 12 volt AC/DC motor coupled by a long enclosed shaft to a submersible pump. Suitable for water or most any fluids. Price £12.50.

High Load 24 Hour Clock Switch, made by the famous Smiths Company for normal mains but with clockwork reserve has load capacity of 80 amps at 240V 50HZ. Therefore suitable for dealing with large loads of say shop lighting, water heating, storage heaters, etc. Has triggers for on and off for 24 hours but extra triggers will be available. Price £1.50 per pair, totally encased, Price £9.50.

Enclosed 24 Hour Clock with contacts for breaking 10-12 amps at 240 volts. This one has two sets of on/off per 24 hours, price £7.00.

Light Dimmer, our timer module with small mods makes an excellent light dimmer. Contains a 4 amp 400V SCR so it should be suitable for loads approaching 1KW. Price of module and instructions £2.25.

Push Pull Solenoids, mains operated solenoids which will push as well as or instead of pull. Very heavy duty, estimate this at 20lbs push or pull 1 1/2" x 3 1/2" x 4" made Magnetic Devices Co. £7.50.

Flashing Lights, chasing lights, random flashes, strobe effects etc. can easily be achieved using our disco switches. These switches are ex-equipment but guaranteed perfect and supplied suitable for mains working. To get some idea of the loading number, each switch is 10 amp. For the light pipe or Catherine Wheel effect order the 12 switch model with light pipe data model, interconnecting the switches to give fastest speed. 8 Switch model £3.9 Switch model £9.75 12 Switch model £6.20.

Reed Switches, standard 60 watt glass type. Normal open contacts glass lengths 2" diameter 3/16", 10 for £1, 100 for £8, 1000 for £70.

Flat Reed Switches, for stacking, greater quantity in confined space. Price 50p.
Ceramic Magnets, suitable for operating Reed switches, central fixing hole, 10 for £1.

Music Centre Transformer 12-0-12 at 1 amp and 9 volt at 1/2 amp. Normal primary, upright, impregnated and varnished for quiet operation. Price £3.50.

W Shaped Fluorescent Tubes for porch light, box signs or where you want light evenly spaced over a confined area of approx. 10" x 10". 30 watts made by Philips, price £2.24.

Extension Speakers, 8 ohm 4-5 watts handling power. We have 5 or 6 different models in stock. Cheapest being the Partytime at £3.95 each, again only really a bargain for callers as postage is £1.50 per speaker.

Auto Transformers for working American tools and equipment, completely enclosed in sheet metal case with American type flat output socket made for computer so obviously first class 500 watts. With cand handle, offered at about half price only £15. These may be a bit soiled but are fully guaranteed. Similar but 1000 watt £29.50.

Car Starter Charger Kit. New version. We supply two 10 amp rectifiers, 250v transformer and the start change switch with instructions, price £9.75. This is probably one of the most useful pieces of equipment you can have in your garage. Sooner or later you or someone will leave something on and you will have a flat battery, this starter will get you away usually in less than 5 minutes.

Resetter Counter, by Veedroot Company, 230/240V mains operated, intended for surface mounting has a fixing flange at the bottom. Price £2.16.

12V Drip proof Relay. Specially designed for going under the bonnet of a car, made by one of our big manufacturers, this really has a removable semi-hard rubber cover. Contacts look suitable for up to 10 amps so this could be the right one if you are thinking about making an anti-theft device. Price £1.60.

High Speed Unilex. As many customers know, we have a very comprehensive stock of unilexes as used in automatic telephone exchanges, light flashing device etc., etc. Just arrived however is a high speed model made by famous Plessey, this is 2 pole 32 way with make before break wires, overall size approx. 4" x 3" x 2 1/2", price £3.50 + 28p.

Pneumatic Ram for lifting, thrusting, pulling etc., etc., has 2 1/2" travel, looks large enough to open doors, lift, staircase, ventilators, etc. Price £7.00.


Solder Gun Bargain. The ETP, this is 100 watt solder gun a very well made tool with lamp to illuminate work, has double insulated mains transformer and is built into the shock proof thermoplastic case. Comes complete with spare tips. Mains operated of course. Price £4.50.

Interested in Tape Control. American made tape punches really beautiful units made of sophisticated parts, designed we believe to automatically operate typewriters and they can of course be used to operate other punch tape controlled machines. Reference number is NCR Class 461-2 reference 205 HS R50. We believe these are 8 bit paper tape punches, powered from 115V 50HZ in very good condition with tape £16.00, carriage is £3.20.

MINI-MULTI TESTER

Mazing deluxe pocket size precision moving coil instrument — jewelled bearings — 1000 opv — mirrored scale.

11 instant ranges measures—
DC volts 10, 50, 250, 1000
AC volts 10, 50, 150, 1000
DC amps 0-1mA and 0-100 mA.
Continuity and resistance 0-150K ohms.
Complete with insulated probes, leads, battery, circuit diagrams and instructions.
Unbelievable value only £6.50.



Crystal calibrators are available commercially either as completed units or in kit form. Kits are available from two advertisers in *PW*. Rocquaine Electronics, Aldebaran, Le Coudre, St Peters, Guernsey, C.I. offer their RQ-1 which has outputs of 1MHz, 100kHz and 10kHz with optional c.w. or modulated outputs, while Cambridge Kits have a calibrator with outputs of 1MHz, 100kHz and 25kHz which provides markers up to v.h.f.

DX Clubs

The World DX Club has recently released the 3rd edition of its QSL Statistics which contains details of 16576 QSLs received by members from 1969 to 1976. Copies can be obtained from the WDXC, 17 Motspur Drive, Northampton, NN2 6ZY for 50p (UK) or 5 IRCs seairmail and 7 IRCs airmail. The WDXC can also supply copies of two new publications issued by the European DX Council. The first is the Reporting Guide which contains advice, vocabularies and report models for reporting in English, French, Spanish and Portuguese. The other is the EDXC Landlist which lists 274 radio countries and contains an ITU zone map. The EDXC publications can be obtained by UK and Irish DXers from 39 Sollershott Hall, Letchworth, Herts for 80p each.

The inaugural meeting of the North England Radio Club took place in Birkenhead on July 29, the new club being formed out of the old Merseyside DX club. A sample copy of the club bulletin *Radio Spectrum* is available for two 9p stamps (UK) or for two IRCs (abroad) from the secretary who is Norman Monti, 66 Chesnut Grove, Birkenhead, Merseyside, L42 0MZ.

DX

Radio Japan has been picked up on 21535kHz in the 13m band by **Charles Kaberry** (Fleetwood) who heard the English programme at 0800 with his FRG-7 and Joystick antenna. **Bill Stevenson** (Swinton) also heard this transmission with his Vega 206 plus 40ft loft aerial and he received a QSL card within 3 weeks. **Bob Bell** (Blyth) logged Radio Colombia on 5985 at 0335 and ORF (Austria) on 15410 and 15440 at 0830 using his FRG-7 and long wire. **Davis Stevenson** (Thurso) has an Astrad 17 and 100ft long wire with which he picked up Radio Australia on 6035 at 2100, 15410 at 2240, 11880 at 1900, 17825 at 0140 and 17725 at 0200, none of which are beamed to the UK. The address for reception reports is Box 428G, Melbourne, Australia 3001.

Harmonics are reported by **P. R. Sixe** (Cambourne) on 23670 (2×11835) and 23940 (2×11970) both being from Radio Free Europe and on 23660 (2×11830) this time from Radio Moscow. DX heard on 60m included Lagos 4990 at 0430, Radio Colossal Colombia 4945 at 0445, Radio Reloj Costa Rica on 4832 also at 0445 and a station mentioning Paramaribo Surinam on approx 4850 at 0425 (nothing listed here). **Roy Patrick** (Derby) has also been active on 60m with his Trio 9R59D and he pulled in ELWA Monrovia on 4770 at 2215 and a Chinese station on 5020 at 2200. **Jim Edward** (Wigan) has an FRG-7 and a 60ft loft aerial plus a.t.u. DX heard included Radio Nacional Colombia on 15335 at 0200 and Uganda on 15325 at 0400, the latter being a test transmission with a request for reception reports.




by Ron Ham BRS15744

Guy Stanburys letter to the Editor in our August issue about interest in Band II has certainly prompted comments from my readers and I know that Guy is delighted with the response he has already received. **John Branegan**, GM8OXQ, Saline, Fife, says "I wonder if many of the youngsters realise what a good band for DX Band II is, with my ordinary commercial stereo and a simple 3-element beam, fixed on Kirk of Shotts, i.e. 215°, I still get plenty of Polish, Slav and French stations on f.m. whenever the barometer is up".

Mike Gaskin, a new reader from Croydon, Surrey, uses a Trio KT600S on Band II with a dipole at 30ft and says that Hilversum 1 was audible for 4 days from July 13th to 18th and **Ian Rennison**, Horsham, Sussex, writes "The MUF increased to 100MHz for about 15 minutes at 1805 on July 27th allowing a number of Spanish stations to be heard in Band II". Between 1200 and 2200 on July 12th, **Frank Luman**, Glasgow, heard several Norwegian stations between 89 and 97MHz and recommends that DXers should use some form of r.f. pre-amplification as well as a good aerial on Band II.

Sporadic-E

Both Ian Rennison and myself frequently received strong television pictures, identified by their test cards, from stations in eastern Europe, Russia, Spain and Scandinavia during the sporadic-E disturbances which occurred for some period on 21 of the 30 days between July 19th and August 18th. Signals from Norwegian television were often very strong and test cards labelled Norge, Gulen and Steigen were seen on Ch.E2 and Gamlem and Hermnes on Ch.E3. Mike Gaskin uses a JVC 3050, 625-line TV receiver for DXing on Bands I, III and V and around 1830 on July 15th he saw, as I did, a caption which read "Granada Television International", we think on Ch.E2. Any gen about this will be welcome.



A picture received in Sussex by sporadic-E from Finland. The JVC 3060 receiver was fed by a simple dipole aerial

Throughout each event, a large number of strong signals were received from east-European broadcast stations between 65 and 73MHz, a variety of Continental radiotelephone signals between 40 and 50MHz and often signals from the German 10m beacon, DL0IGI.

Solar Activity

Although very little solar noise was recorded at 136MHz between July 19th and August 18th, **Cmdr Henry Hatfield**, Sevenoaks, Kent, has observed several very dense prominences and filaments with his spectroheliograph. Henry is building a 23cm radio telescope and intends to find out if there is any positive relationship between solar noise at 1296MHz and 136MHz when sunspots are present.

The 10 Metre Band

John Branegan also noticed the lack of solar activity and writes, "This is a very sudden change from a month ago, 10m is dead, 15m poor, OSCAR-8A superb into USA with 4-minute QSOs right down to the horizon with no trace of fading, so the ionosphere is very quiet". **Mr M. Mrzyglod**, Wallingford, Oxford, has been DXing on the m.w. band for about two years, and, after reading about the International Beacon Project stations, in this column, and hearing distant amateurs on 10m, he is going to give this band a try.

Sporadic-E was very prominent on July 27th and **Harold Goble**, G4FDQ, Lancing, worked OD5ID, a French Embassy station in Beirut, who was using 10 watts and 7X2BIC, Algeria, who was only using 2 watts. **Harold Brodribb**, St Leonards-on-Sea, now using an AR88LF receiver, heard DM5TML calling CQ and LV9DM calling SM. Both Harolds have heard Rhodesian and South African stations on 10m during sporadic-E disturbances. On August 8th stations were again heard calling CQ sporadic-E on 10m and at 1832 on the 10th and 0913 on the 18th, the Cyprus beacon, 5B4CY was heard.

Microwaves

Both **Ern Hoare**, G8BDJ, Southwick, Sussex, and **Ern Downer**, G8GKV, Worthing, worked **Don Hayter**, G3JHM/P, from Chanconbury Ring, near Worthing, during a recent RSGB Microwave Cumulative contest. However, during the evening of August 11th Don, holidaying near Parfleur, used his 3cm gear with the callsign, F0AKD/P and, at a distance of 155km he had 59 plus QSOs with both G8BDJ/P and G8GKV/P on Mill Hill, some 400ft above Shoreham, Sussex, which means that Ern Downer now qualifies for the RSGB's award, for a contact on 3cm above 150km. Further congratulations go to Ern who has completed 3cm contacts with stations in 5 QRA Locator Squares and qualifies for another Society award. He may well be the first UK amateur to hold both microwave awards.

Readers' Special Events

On July 22/23rd, members of the Chichester Radio Club established a station, G8NMF/P at the Goodwood Show, in aid of charity, along with military

displays and vintage vehicles. During the event, club chairman **Mike Rowe**, G8JVE/M, was a passenger in a TR7 with a 2200G between his knees, and a whip aerial inside the car being driven around the famous Goodwood motor circuit by a chief racing driving instructor. At 100m.p.h., Mike worked their exhibition station and his signals were also heard by a listener, in nearby Chichester, who reported hearing the squeal of tyres via Mike's microphone.

Early in July, **Jack Brooker**, G3JMB, Hassocks, Sussex, had a camping holiday in Orkney and Scotland and managed a few f.m. contacts on 2m. Jack did very little mobile operating in the three days he took to travel 770 miles to Scrabster, Caithness, "Mainly", says Jack, "because in the head winds my 5/8 magnetic mount would not stay on the roof of the car". During his holiday he worked numerous GMs, G, ON, and LA via the Aberdeen repeater GB3GM, R7, and while parked on the old Flintstown to Kirkwall road he heard the Stavanger repeater, LA5VR, competing with GB3GM on R7 and used it to work LA2FV in Stavanger.

Ian Rennison has produced some fine transparencies of the sporadic-E television signals he received from Austria, DDR, Italy, Iceland, Spain and Russia. His brother David, in the same QTH, has a special interest in 2m DX using a NR56 in his car with a 5/8 whip aerial and a Microwave Modules converter into a Trio 9R59-DS in his shack. David built a 3-element beam for s.s.b. DXing and uses a 5/8 ground plane for the repeater network.

Alan Baker, G4GNX, Newhaven, worked W8FUP on 20m who told him that there are over 100 repeaters on 2m within a 50 mile radius of Cincinnati, Ohio, and some of them are over 800ft a.s.l.

Tropospheric

Between 2000 and midnight on July 27th a tropospheric disturbance followed the sporadic-E and Mike Rowe worked 3 Fs, 3 HB9s, and 1 ON on 2m s.s.b. During the early evening of July 22nd, **Roy Bannister**, G4GPX, heard PA0s and ONs on 2m s.s.b. and Alan Baker had 2m c.w. contacts with F6DOP in Paris and F9LT in Versailles. A brief lift occurred around 2000 on August 8th when I heard G3GDW in Northampton contact Constance Hall, G8LY, Hampshire, through our local repeater, GB3SN, R5, and at 2010 Ian Rennison watched a news programme, with a YL announcer on Ch.E6, 182MHz.

At 1600 on August 14th, G4GPX heard repeaters FZ2THF, FZ3THF, GB3BC, and GB3PO, and at 2146, G4GNX worked F1ENH, Boulogne, and ON6FI and ON5AN in Ghent. Conditions were good for v.h.f. during the spell of fine weather on August 17th, 18th, and 19th, when many repeater signals were heard well above their normal range. At 0722 on the 19th I heard G8DD in Nottingham and G8MLC on the Isle of Wight have a QSO through the Bristol Channel repeater, GB3BC.

OSCAR

John Branegan has now worked transatlantic s.s.b. on both satellites, on all four modes, 7A, 7B, 8A and 8J. "On my first test transmission up to OSCAR-7B", writes John, "I called CQ test and DB5KF/P came straight back" and later he worked a K4 in West Virginia.

What do the VHF's have to offer? Part 2

Apart from the general enjoyment of operating on the v.h.f. bands, the scientific aspect of hearing or working DX is exciting, especially when a given region of the earth's atmosphere is well and truly disturbed. Although a great deal is already known about the strange behaviour of v.h.f. signals under abnormal conditions, we still have a lot to learn and the observations which we make during each new event will be of value to the scientists of the future.

Owing to the limited range of v.h.f. signals and the careful planning by both national and international bodies, the hundreds of transmitters required to meet the needs of a thickly populated area like Europe, must share the same or similar frequencies, within a particular band. This arrangement works well until a natural disturbance occurs and increases the normal range of signals from about 100 to more than 1,000 miles. Remember the old saying "One man's meat is another's poison" well, this is very true in the world of v.h.f., because, when we radio enthusiasts are enjoying that super DX on 2m and 70cm, the Band III and Band V televiewers are pestered with interference on their sound and pictures from the unwanted signals, of the distant stations, which are sharing the same channel.

Solar Noise

Radio waves from a solar event are most likely to be heard between 100 and 200MHz and will sound like a massive increase in the receiver background noise. whoooooosh, and covering several megahertz. These waves, which originate on the sun 8.3 minutes before they are heard on earth, tell us that a solar event, like a flare, has taken place and that particles from the sun may reach us within the following 50 hours.

Because the earth's atmosphere is so very complex it is worth taking a look at the different regions and their effect upon v.h.f. signals.


Aurora Borealis

Briefly, if a stream of particles from a solar flare enter the earth's polar atmosphere they are likely to randomly ionise the surrounding gases for several hours. This phenomenon, called aurora, has a strange effect on radio signals, for instance, the letter X in Morse code normally sounds like dah-dit-dit-dah, but when reflected from an aurora it will sound raspy, ror-rit-rit-ror and likewise, an s.s.b. signal is like a ghostly whisper and no amount of b.f.o. will improve it. Another point to remember is, that whatever the geographical location of the transmitter from which the auroral reflected signals originated, your receiving aerial beam **must** point toward the north. By careful tuning it is possible to detect signals from stations some 2,000 miles away. For our readers in the southern hemisphere, a similar effect—Aurora Australis—occurs at the South Pole.

Sporadic-E

The E region, or, as in early technical literature, the Kennelly-Heaviside layer, of the ionosphere, forms some 60 miles up at sunrise and disperses at sunset. But, during the months of April to August this region will suddenly break up into clouds of densely ionised gas and deflect radio signals within the range 30-80MHz more than 1,000 miles off their intended course. Because of this extended range, UK televiewers, still using Band I, 40-67MHz for BBC, will receive a wide variety of continental radiotelephone, RTTY, and beacon signals on top of their pictures. While those viewers gnash their teeth, the TV DXers among us look in Band I for pictures from stations in Europe, the Mediterranean area, Russia, and parts of South Africa.

Most sporadic-E events last for only a few hours, during which time the 4m amateur band may be blotted out by strong f.m. signals from broadcast stations in Poland, while broadcast signals from several other east-European countries, using the range 65-73MHz, pound into the UK and interfere with Private Mobile Radio transmissions in "low band". Readers like Anthony Mann in Australia, keep us informed about the sporadic-E disturbances which affect other parts of the world at different times of the year.



Two further examples of sporadic-E TV reception. Pictures from Moscow on Ch.R1 (49.75MHz) of a funeral taking place on July 19th. The receiving set-up is the same as that for the picture from Finland

TRANSFORMERS

ALL EX-STOCK—SAME DAY DESPATCH. VAT 8%

12 OR 24 VOLT OR 12-0.12V PRIMARY 220-240 VOLTS

Ref	12V	24V	£	P & P
111	0-5	0-25	2.20	0-45
213	1-0	0-5	2.64	0-78
71	2	1	3.51	0-78
18	4	2	4.03	0-96
70	6	3	5.35	0-96
108	8	4	6.98	1-14
72	10	5	7.67	1-14
116	12	6	8.99	1-32
117	16	8	10.39	1-32
115	20	10	13.18	2-08
187	30	15	17.05	2-08
226	60	30	26.82	OA

30 VOLT RANGE

Pri 220/240 Sec 0-12-15-20-24-30V Voltages available 3, 4, 5, 6, 8, 9, 10, 12, 15, 18, 20, 24, 30V or 12V-0-12V & 15V-0-15V.

Ref	Amps	£	P & P
112	0-5	2.64	0-78
75	1-0	3.57	0-96
3	2-0	5.27	0-96
20	3-0	6.20	1-14
21	4-0	7.44	1-14
51	5-0	8.37	1-32
117	6-0	9.22	1-45
88	8-0	11.73	1-64
89	10-0	13.33	1-84

60 VOLT RANGE

Pri 220/240V Sec 0-24-30-40-48-60V Voltages available 5, 8, 10, 12, 16, 18, 20, 24, 30, 36, 40, 48, 60 or 24V-0-24V, 30V-0-30V.

Ref	Amps	£	P & P
124	0-5	3.88	0-96
126	1-0	5.58	0-96
127	2-0	7.86	1-14
125	3-0	10.54	1-32
123	4-0	12.23	1-84
40	5-0	13.95	1-64
120	6-0	15.66	1-84
121	8-0	20.15	OA
122	10-0	24.03	OA
189	12-0	27.13	OA

50 VOLT RANGE

Pri 220/240V Sec 0-20-25-33-40-50V Voltages available 5, 7, 8, 10, 13, 15, 17, 20, 33, 40 or 20V-0-20V & 25V-0-25V.

Ref	Amps	£	P & P
102	0-5	3.41	0-78
103	1-0	4.57	0-96
104	2-0	6.98	1-14
105	3-0	8.45	1-32
106	4-0	10.70	1-50
107	6-0	14.62	1-64
118	8-0	17.05	2-08
119	10-0	21.70	OA

MAINS ISOLATING (SCREENED)

PRIM 120/240 SEC 120/240 CT

Ref	VA (Watts)	£	P & P
*07	20	4.40	0-79
149	60	6.20	0-96
150	100	7.13	1-14
151	200	11.16	1-50
152	250	12.79	1-84
153	350	16.28	1-84
154	500	19.15	2-15
155	750	29.06	OA
156	1000	37.20	OA
157	1500	45.80	OA
158	2000	54.80	OA
159	3000	79.95	OA

*State Volts required 115V or 240V.

HIGH VOLTAGE ISOLATOR

Prim 200/220V or 400/440V Sec 110/120V CT or 200/240CT

Va	Rm	£	P & P
EO	245	5.89	1.32
350	247	14.11	1.84
1000	250	41.76	OA
2000	252	58.63	OA

AUTO TRANSFORMERS

Ref VA (Watts) £ P & P

113	15 0-115-210-240	2.48	0-71
64	75 0-115-210-240	3.95	0-96
4	150 0-115-200-220-240	5.35	0-96
67	500 0-115-200-220-240	10.99	1-64
84	1000 0-115-200-220-240	18.76	2-08
93	1500 0-115-200-220-240	23.36	OA
95	2000 0-115-200-220-240	34.82	OA
73	3000 0-115-200-220-240	48.00	OA
806	4000 0-10-115-200-220-240 67-50 OA		
57s	5000 0-10-115-200-220-240 77-48 OA		

CASED AUTO TRANSFORMERS

240V cable in 115V USA flat pin outlet

VA	£	P & P
15	4.96	0-96
150	8.48	1-14
200	9.92	1-45
250	10.49	1-45
500	15.72	1-84
750	18.85	1.78
1000	22.11	OA
1500	28.82	OA
2000	37.65	OA

SCREENED MINIATURES

Ref	mA	Volts	£	P & P
238	200	3-0-3	1.99	0-55
212	1A, 1A	0-6-0-6	2.85	0-78
13	100	9-0-9	2.14	0-38
235	330, 330	0-9-0-9	1.99	0-38
207	500, 500	0-8-9-0-8-9	2.59	0-71
208	1A, 1A	0-8-9-0-8-9	3.53	0-78
236	200, 200	0-15-0-15	1.99	0-38
214	300, 300	0-20-0-20	2.56	0-78
221	700 (DC)	20-12-0-12-20	3.41	0-78
206	1A, 1A	0-15-20-0-15-20	4.63	0-96
203	500, 500	0-15-27-0-15-27	3.99	0-96
204	1A, 1A	0-15-27-0-15-27	5.39	0-96
239	50	12-0-12	1.99	0-38
S112500		12-15-20-24-30	2.64	0-78

COMPONENT PAKS

50 High Quality Metal Oxide
2 x 5% 1/2 + 1/2 W resistors.
150 Mixed Value Capacitors.
10 Reed Switches.
30 Wire Wound Resistors mixed.
25 Assorted presets.
30 3 tag terminal strips.
Hardware pack nuts, bolts, washers, insulators
200 Mixed Resistors
70p ea. P & P 40p. VAT 12 1/2%

BRIDGE RECTIFIERS

50V	50A	£2-00
200V	2A	£0-45
400V	4A	£0-85
400V	6A	£1-05
500V	10A	£2-85*
VAT 12 1/2%	15p P & P	*VAT 8%

AMPLIFIER MODULES

10W (AL30)	£3-75
25W (AL60)	£4-57
35W (AL80)	£7-15
125W (AL250)	£17-25
Power Supply PS12	£1-30
Power Supply SPM80	£4-25
VAT 12 1/2%	P & P 35p.

MINI-MULTIMETER

DC-1000V AC-1000V DC-100mA Res-150kΩ
1000Ω/V Bargain £5.95. VAT 8% P & P 52p.
20,000 ohm/V Multi-meter—mirror scale.
Ranges AC/DC to 1000V DC current to 250mA
Resistance to 3 Mohms.
5" x 3 1/2" x 1 1/2". £11.34. P & P £1.05. VAT 8%.

TEST METERS

AVO 8 MK5	£77-10	EM272	£50-70
AVO 71	£31-30	DA118 digital	£190-00
AVO 73	£42-50	Megger BM7 battery	
AVO MM5	£26-10	BX505 Sanwa	£33-68
Wee Megger	£32-50	AVO TT169 in circuit Transistor Tester	£32-50
U4315 Budget Meter 20KΩ/VDC, 2K/VAC 1000V AC/DC, 2-5A AC/DC, 500K rcs. In robust steel case—leads £15-65. VAT 8% P & P £1-15.			

NEW RANGE TRANSFORMERS

Sec 45-36-0-36-45 Sec to give 36-0-36, 36-0-36, 45-0-45V, 72V or 90V.

VA	£	P & P
2A	£9-89	£1-38
3A	£11-47	£1-48
4A	£13-90	£1-84
5A	£16-74	£2-15
6A	£20-77	£2-30

PANEL METERS

2" 0-50μA	£5-50	4" 0-50μA	£6-70
0-500μA	£5-50	0-500μA	£6-70
0-1mA	£5-50	0-1mA	£8-40
0-50V	£5-50	0-50V	£8-40
VU Ind. Panel 48 x 45mm 250μA FSD	£2-60		
VU Ind. Edge 54 x 44mm 250μA FSD	£2-60		
65p Carriage 8% VAT.			
ISOLATOR—1 KVA 240V to 240V enclosed			
Special offer at £18-70. Carriage £2-75.			

Prices correct 8-5-78. Please add VAT after P & P.

Special Offer Avo Meter (107)

Ranges DC volts 2-5, 10, 50.
100, 500, 1000V current 1mA 2, 5, 10, 50.
100, 1000, 5000 1 amp AC 10v, 100, 1000, 3 ohmic ranges to 10M ohms 10,000V DC 1,000 AC safety cut out £35-00 P & P £1-15 VAT 8%.

Plug In Save Batteries

MU30 fits into 13A Skt 6, 7, 5.
9V 300mA multiplug outlet £4-00.
MU35—fits into 13A Skt 3, 4, 5.
6V @ 100mA ideal for calculators £4-25.
A122—3, 4, 5, 6, 7, 5, 9, 12V
500mA £9-21 VAT 12 1/2% P & P 35p

DECS SOLDERLESS BREAD-BOARDING

S Dec 70 contacts £1-98
T Dec 208 contacts £4-35
U Dec "A" for I.C.s etc £3-99
U Dec "B" for I.C.s etc £6-99
VAT 8% P & P 40p

ANTEX SOLDERING IRONS

15W £3-75
25W £3-95 Stand £1-40
VAT 8% P & P 46p

ELECTRONIC CONSTRUCTION KIT

10 projects (including electronic organ). No soldering needed
£7-29. VAT 8% P & P 70p

ABS PLASTIC BOXES

inset brass nuts, slots to take P.C. cards flush fitting lid.
PB1 180mm x 62 x 40 56p
PB2 100mm x 75 x 40 63p
PB3 120mm x 100 x 45 70p
P & P 29p VAT 8%

TRANSFORMERS SPECIAL OFFER

BE1 Prim 0-120, 0-120V (120 or 240V) Sec 24V 10A, £5-50 P & P £1-66
7559 - 250 - 0 - 250 6-3V 12-9 - 0 - 12-9v £6-50 P & P 90p.
BE7 0-110-120-220V Pri. 240V, Sec. 20V 1A, £1-50, 30p p & p
BE3 100V line to 4.5 710W £2-95 P & P 66p
BE4 Prim 120 or 240V 9-0-9 1A £1-88 P & P 0-38
BE5 15W matching trans. sec 15Ω suit EL89 £1-50 P & P 30p. Ref. 30 240-240 Isolator 200VA £4-20 P & P
BE6 Pri 0-220V sec 4500V 10MA £4-50 P & P £1-00
Ref. 62 240-240 Isolator 250VA £5-20 P & P 96p.

Barrie Electronics Ltd.
3, THE MINORIES, LONDON EC3N 1BJ
TELEPHONE: 01-488 3316/7/8
NEAREST TUBE STATIONS: ALDgate & LIVERPOOL ST

Understanding ELECTRONICS

R. H. WARRING

Describes and illustrates the meaning of symbols, layouts and methods of construction that sometimes baffle beginners, with numerous working circuits for experiment. Each chapter covers a particular aspect of electronics—from components to the working of radio and television—and accompanying definitions, simple mathematical equations and formulae and explicit line drawings made each stage fully intelligible to the layman.

From leading bookshops

£3-95

LUTTERWORTH PRESS
Luke House, Farnham Road, Guildford, Surrey

J. BIRKETT

Radio Component Suppliers

25 The Strait, Lincoln LN2 1JF Tel: 20767

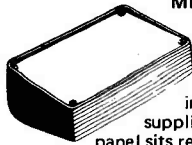
2 GHz STRIPLINE NPN TRANSISTORS 18 volt 100mV @ £1 each.
800 MHz NPN TRANSISTORS BF 362 STRIPLINE @ 25p each.
RCA VERSION BFY 90 (2N 2857) TRANSISTORS @ 50p each.
MURATA 455 KHz FILTERS BFB 455 with data @ 30p.
VERNITRON 10.7 MHz CERAMIC FILTER FM4 @ 50p.
MINIATURE ROTARY SWITCHES 2 Pole 4 way @ 20p, 1 Pole 10 way 2 Bank m 40p.
3/16" COIL FORMERS with core at 5p, 6 for 25p.
1/2" COIL FORMERS with core at 3 for 10p.
50 off 10X CRYSTALS Assorted for £1-50.
CRYSTALS FT 241A 72nd Harmonic 36-3, 36-4, 36-5, 36-6, 36-7 MHz. All at 25p each.
VARIABLE CAPACITORS Direct Drive. 5pf @ 75p, 10pf @ 75p, 15pf @ 75p, 30pf @ 85p, 50pf @ 85p, 125+125pf @ 55p, 100+200pf @ 55p, 180+180pf @ 60p, 200+200+25+25pf @ 55p, 500+500pf @ 60p. With Slow Motion Drive. 300+300pf @ 55p, 500+500+25+25pf @ 55p, 250+250+20+20+20pf @ 75p, 365+365+365pf @ 65p.
400mW UNMARKED GOOD ZENERS 3-6v, 6-8v, 10v, 11v, 12v, 13v, 16v, 18v, 24v, 30v, 33v, 36 volt. All at 10 for 40p.
MAINS TRANSFORMERS 240 volt input. Type 1. 24 volt Tapped at 14 volt 1 amp @ £1-30 (P & P 25p). Type 2. 22-0-22 volt 500mA @ £1-60 (P & P 25p). Type 3. 45 volt 6 amp @ £4-50 (P & P 95p). Type 4. 20 volt 2 amp Twice, 10 volt 1 amp Twice @ £4-50 (P & P 95p). Type 5. 45 volt 2 amp, 45 volt 500mA @ £3-50 (P & P 85p).
ELECTROLYTICS. 2200uf 100v.w. @ 60p, 100uf 100v.w. @ 6 for 25p, 4700uf 63v.w. @ 50p, 3300uf 63v.w. @ 50p.
0.2" RED LEDS @ 15p, 0.2" GREEN LEDS @ 18p.
50 2 WATT ZENERS Assorted Untested for 57p.
100 ASSORTED C280 CAPACITORS for 57p.
MOS LEVEL SENSOR TAA 320A with data @ 35p.
1uf 25v.w. ELECTROLYTICS at 6 for 25p.
DISC CERAMICS .1uf 18v.w. @ 25p doz.
50. BC 107-8-9 TRANSISTORS Assorted Untested for 57p.
50. AC 128 TRANSISTORS Branded but untested @ 57p.
LM 380 AUDIO I.C. with various circuits @ 80p.
CMOS RCA or NATIONAL SPECIAL OFFER CD 4001 @ 10p, CD 4007 @ 10p, CD 4011 @ 10p, CD 4020 @ 60p, CD 4029 @ 60p, CD 4043 @ 60p.
FT 241A CRYSTALS 285 KHz at 20p each.
MINIATURE MYLER CAPACITORS .01uf 50v.w., .1uf 50v.w. Both 20p doz.
BD 187 4 Amp PLASTIC NPN TRANSISTOR @ 25p, 5 for £1.
HC18U CRYSTAL 10.23 MHz @ 75p each.
Please add 20p for post and packing, unless otherwise stated, on UK orders under £2. Overseas orders at cost.

YOUR COMPLETE RANGE OF ELECTRONIC HARDWARE....

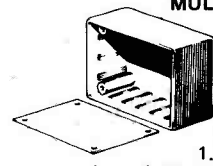
BIMENCLOSURES



ALL METAL BIMCASES
Red, Grey or Orange 14swg Aluminium removable top and bottom covers. 18 swg black mild steel chassis with fixing support brackets.
BIM 3000 (250x167.5x68.5mm) £14.58



MINI DESK BIMCONSOLES
Orange, Blue, Black or Grey ABS body incorporates 1.8mm pcb guides, stand-off bosses in base with 4 BIMFEET supplied. 1mm Grey Aluminium panel sits recessed with fixing screws into integral brass bushes.
BIM 1005 (161 x 96 x 58mm) £2.18
BIM 1006 (215 x 130 x 75mm) £3.05



MULTI PURPOSE BIMBOXES
Orange, Blue, Black or Grey ABS with 1mm Grey Aluminium recessed front cover held by screws into integral brass bushes. 1.8mm pcb guides incorporated and 4 BIMFEET supplied.

BIM 4003 (85x56x28.5mm) £1.18
BIM 4004 (111x71x41.5mm) £1.62
BIM 4005 (161x96x52.5mm) £2.19

ALL METAL BIMCONSOLES



All aluminium, 2 piece desk consoles with either 15° or 30° sloping fronts, sit on 4 self-adhesive non-slip rubber feet. Ventilation slots in base and rear panel for excellent cooling.

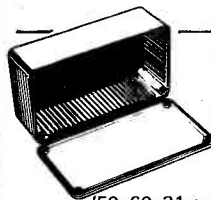
Colour Code	Top Panel	Base
A	Off White	Blue
B	Sand	Green
C	Satin Black	Gold

15° Sloping Panel

BIM7151 (102x140x51[28] mm) £ 9.87
BIM7152 (165x140x51[28] mm) £10.86
BIM7153 (165x216x51[28] mm) £11.96
BIM7154 (165x211x76[33] mm) £12.93
BIM7155 (254x211x76[33] mm) £14.47
BIM7156 (254x287x76[33] mm) £15.46
BIM7157 (356x211x76[33] mm) £16.55
BIM7158 (356x287x76[33] mm) £17.43

30° Sloping Panel

BIM7301 (102x140x76[28] mm) £ 9.87
BIM7302 (165x140x76[28] mm) £10.86
BIM7303 (165x183x102[28] mm) £11.96
BIM7304 (254x140x76[28] mm) £12.93
BIM7305 (254x183x102[28] mm) £14.47
BIM7306 (254x259x102[28] mm) £15.46
BIM7307 (356x183x102[28] mm) £16.55
BIM7308 (356x259x102[28] mm) £17.43




ABS & DIECAST BIMBOXES

6 sizes in ABS or Diecast Aluminium. ABS moulded in Orange, Blue, Black or Grey. Diecast Aluminium in Grey Hammettone or Natural. All boxes incorporate 1.8mm pcb guides, stand-off supports in base and have close fitting flanged lids held by screws into integral brass bushes (ABS) or tapped holes (Diecast).

	ABS	Diecast	Hammettone	Natural
(50x60x31mm)	N/A	BIM5001/11	TBA	TBA
(100x50x25mm)	BIM2002/12	£0.96	BIM5002/12	£1.46
(112x62x31mm)	BIM2003/13	£1.13	BIM5003/13	£1.78
(120x65x40mm)	BIM2004/14	£1.35	BIM5004/14	£2.24
(150x80x50mm)	BIM2005/15	£1.52	BIM5005/15	£2.84
(190x110x60mm)	BIM2006/16	£2.37	BIM5006/16	£3.94

Also available in Grey Polystyrene with no slots and self-tapping screws
BIM 2007/17 (112x61x31mm) £1.00

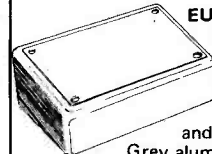
LOW PROFILE BIMCONSOLES



Orange, Blue, Black or Grey ABS body has ventilation slots as well as 1.8mm pcb guides and stand-off bosses in base. Double angle recessed front panel with 4 fixing screws into integral brass bushes. 4 BIMFEET supplied.

BIM 6005 (143 x 105 x 55.5 [31.5] mm) £2.37
BIM 6006 (143 x 170 x 55.5 [31.5] mm) £3.08
BIM 6007 (214 x 170 x 82.0 [31.5] mm) £4.12

EUROCARD BIMCONSOLES



Orange, Blue, Black or Grey ABS body accepts full or 1/2 size Eurocards, with bosses in the base for direct fixing. 1.8mm wide pcb guides incorporated and 4 BIMFEET supplied. 1mm Grey aluminium lid sits flush with body top and held by 4 screws into integral brass bushes.

BIM 8005 (169x127x70[45] mm) £4.12
BIM 8007 (to be announced shortly)

BIMTOOLS



MAINS BIMDRILLS

Small, powerful 240V hand drill complete with 2 metres of cable and 2 pin DIN plug. Accepts all tools with 1mm, 2mm or .125" dia. shanks. Drills brass, steel, aluminium and pcb's. Under 250g, off load speed 7500 rpm. Orange ABS, high impact, fully insulated body with spring return on/off switch £10.53

Mains Accessory Kit 1 includes 1mm, 2mm, .125" twist drills, 5 burrs and 2.4mm collet £2.48

Mains Kit 2 includes Mains BIMDRILL as above, 20 assorted drills, mops, burrs, grinding wheels and mounted points, 1mm, 2mm, 2.4mm and .125" collets. Complete in transparent case measuring 230x130x58mm £22.14



12 VOLT BIMDRILLS

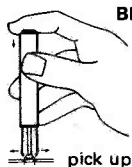
2 small, powerful drills easily hand held or used with lathe/stand adaptor. Integral on/off switch and 1 metre cable.

Mini BIMDRILL with 3 collets up to 2.4mm dia £ 8.10
Major BIMDRILL with 4 collets up to 3mm dia £13.60

Accessory Kits 1 have appropriate drills and collets as above plus 20 assorted tools. Mini Kit 1 - £15.12, Major Kit 1 - £19.44.

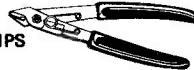
Accessory Kits 2 have appropriate drills, collets plus 40 tools and mains 12V dc adaptor. Mini Kit 2 - £34.02, Major Kit 2 - £39.42.

Accessory Kits 3 as appropriate Kits 2 plus stand/lathe unit. Mini Kit 3 - £45.36, Major Kit 3 - £50.76.



BIMDIPPS

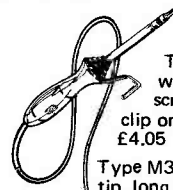
Rapidly inserts and withdraws any 4-18 pin, .3" pitch DIL package without bedding the legs. Adjustable metal jaws for MOS type devices grip the bottom of the leg for minimum strain. Will pick up IC's from a bench, a carrier or a pcb. £13.77.



BIMSNIPS

Precision made side cutters, spring action, ground steel fine pointed blades for intricate work.


5 1/4" long £3.34



BIMIRONS

Type 30 General Purpose 27 watt iron with long life, rapid change element, screw on tip, stainless steel shaft and clip on hook. Styled handle with neon. £4.05

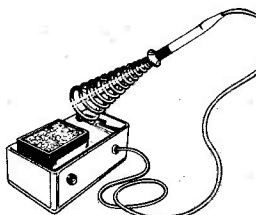
Type M3 Precision 17 watt iron, quick change tip, long life element, styled handle with clip on hook £4.43



BIMPUMPS

2 all metal desoldering tools provide high suction power and have easily replaceable screw in Teflon tips. Primed and released by thumb operation with in-built safety guard and anti-recoil system.

BIMPUMP Major (180mm long) £7.99
BIMPUMP Minor (150mm long) £6.80



BIMSTATION


Type PSU6 Soldering Iron Station complete with 6V, 6 Watt miniature iron having stainless steel shaft, quick change slide on tip and long life element.

Station contains 240V/6V transformer, neon, coiled iron support and sponge iron tip cleaning pad.

New product available shortly

BIMINDICATORS

ECONOMY QUALITY LED's



.125" dia. lens

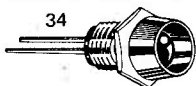


.2" dia. lens

Mixed bags of .125" and .2" dia. lens in various colours
50 for £5.67, 100 for £10.00

FULL SPECIFICATION LED's

.125" or .2" with mounting clips and data
Red - £1.67/pack of 5, Green - £2.48/pack of 5, Yellow/Amber - £3.18/pack of 5



33 and 34 SERIES

Front viewing (30° angle) LED indicators

BIM 33 is nickel plated, uses 3.2mm dia LED and needs 6.5mm dia. fixing hole.

BIM 34 is chromium plated, uses 5mm dia. LED and needs 8mm dia. fixing hole.

Red - £2.80/pack of 5, Green/Yellow - £3.24/pack of 5



A SERIES

240V Neon with integral resistor.
held in 8mm hole by plastic bezel.

Red, Amber, Clear or Opal lens £2/pack of 5, Green lens £3/pack of 5
Low Voltage equivalent of above with Red, Amber, Clear, Opal or Green Lens.
6V £0.54 each, 14V £0.58 each, 28V £0.65 each
State Voltage, lens style, colour and whether tags or flying leads.



D SERIES

LES and Midget Flanged lampholder with 13mm dia. (A) and 18mm dia (B) lens. Solder tags. 1/2" dia. hole fixing (lamps not supplied) plus chrome bezel with A lens.

Red, Amber, Clear, Green, Opal £0.66 each



G SERIES

T1 Midget Flanged lampholder. Lamps are available on request.
8mm fixing hole, solder tags. Front replaceable, 7.25mm dia.

lens. Red, Amber, Clear, Green, Opal £0.43



O5 SERIES

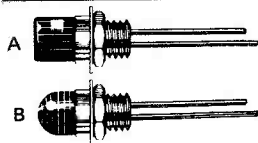
240V Neon with integral resistor. Self retaining in 13mm hole,
Solder/.25" push on blades. 13mm dia. lens with 19mm dia. chrome bezel.

Red and Amber £0.61 each, Green £0.78 each.



M & MP SERIES

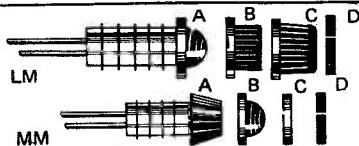
Low voltage nickel plated brass
(M) and Polycarbonate (MP) indicators, 150mm leads, 6.4mm fixing hole Red, Amber, Clear, Green, Opal
6.9mm dia. lens (M) 6V £0.65 each, 14V £0.68 each, 28V £0.79 each
7.5mm dia. lens (MP) 6V £0.55 each, 14V £0.59 each, 28V £0.68 each



BIM M LED SERIES

Nickel plated brass bodied LES indicator, 21mm wire
wrappable leads, 6.5mm fixing hole, 2 styles, 6.8mm dia
lens.


Red £0.85 each, Green/Amber £1.34 each.



BIM LM & MM LED SERIES

Subminiature nylon bodied LED indicators with
12mm wire wrappable leads


LM & MM push fit into 4.75mm & 4mm holes
respectively. Each series has 4 lens styles in
Red £0.67, Green £0.83, Yellow £1.00 each.



BIM 23, 26 & 56 LED SERIES

Black nylon bodied LED indicators. BIM 23 has 7mm
flat face, BIM 26 & 56 utilise 4 & 5mm dia LED's. Push
fit in 8mm hole. Red £0.58 each, Green/Yellow £0.99 each.

BIMACCESSORIES



BIMDAPTORS

Allows pcb's to be
flat mounted sandwich
fashion in BIMBOXES,
BIMCONSOLES, and all
other enclosures having
1.5mm wide vertical guide slots. One plastic
BIMDAPTOR on each corner of pcb(s) enables
assembly to be simply slid into place. 54mm long,
10 slots on 5mm spacing and can be simply
snipped off to length.

Packs of 25 £1.08 per pack


BIMFEET




11mm dia, 3mm high, grey rubber self adhesive
enclosure feet.

Packs of 24 £0.77 per pack

BIMBOARDS



DIL
COMPATIBLE
BIMBOARDS



Accept all sizes
(4-50 pin) of DIL IC
packages as well as
resistors, diodes,
capacitors and LEDs.
Integral Bus Strips
up each side for
power lines and
Component Support
Bracket for holding
lamps, switches and
fuses etc. Available
as single or multiple
units, the latter mounted on 1.5mm thick
black aluminium back plate which stand on
non slip rubber feet and have 4 screw
terminals for incoming power.

BIMBOARD 1 has 550 sockets, multiple units
utilising 2, 3 and 4 BIMBOARDS incorporate
1100, 1650 and 2200 sockets, all on 2.5mm
(0.1") matrix.

BIMBOARD 1 £ 8.83

BIMBOARD 2 £21.01

BIMBOARD 3 £29.84

BIMBOARD 4 £38.79

DESIGNER PROTOTYPING SYSTEM

1, 2, or 3 BIMBOARDS mounted on BIM 6007
BIMCONSOLE with Integral Power Supply
(±5 to ±15Vdc @ 100mA and fixed +5Vdc @ 1A)
All O/P's fully isolated. Short circuit and fast fold
back protection. Power rails brought out to cable
clamps that accept stripped wire or 4mm plug.

DESIGNER 1 £55.62

DESIGNER 2 £61.02

DESIGNER 3 £66.42

All quoted prices are 1 off and include Postage, Packing and VAT. Terms are strictly
cash with order unless you have authorised BOSS account. For individual data sheets
on all BOSS products send stamped, self addressed envelope.

2 Herne Hill Road, London SE24 0AU

Telephone: 01-737 2383

Telex: 919693 Answer Back 'LITZEN G'

Cables & Telegrams: 'LITZEN LONDON SE24'

...FROM

BOSS

INDUSTRIAL MOULDINGS LIMITED

7490	36p	74184	250p	4051	110p	BC109C	12p	BD140	36p	OC70	40p	2N2219	25p	2N5172	20p	LM348	110p	TBA800	85p	
7400	14p	7491	60p	74185	190p	BC147	12p	BD234	70p	OC71	45p	2N2219A	25p	2N5194	20p	LM380	95p	TBA810S	85p	
7401	14p	7491AN	90p	74186	190p	BC148	12p	BD300	200p	R200B	200p	2N2221	20p	2N5245	40p	LM381AN	145p	105p*	105p*	
7401AN	15p	7492	56p	74190	120p	BC149	10p	BF180	32p	R2010B	200p	2N2222	20p	2N5457	40p	LM732	125p	TBA820	285p	
7402	15p	7493	36p	74191	120p	BC157	10p	BF182	32p	TIP29	50p	2N2222A	20p	2N5458	40p	LM733	100p	TBA820A	285p	
7403	16p	7494	90p	74192	99p	BC158	10p	BF183	32p	TIP29A	45p	2N2222A	20p	2N5459	40p	LM747	70p	TBO555	30p	
7404	20p	7495	75p	74193	99p	BC159	11p	BF194	10p	TIP29B	45p	2N2222A	20p	2N5459	40p	LM748	35p	UA741	CP25p	
7405	25p	7496	90p	74194	100p	BC169C	14p	BF195	12p	TIP29C	50p	2N2369	18p	2N5460	40p	LM3900	65p	ZN414	90p	
7406	40p	7497	290p	74195	110p	BC172	12p	BF196	12p	TIP30	40p	2N2369A	18p	2N5485	44p	LM3911	125p	ZN424E	130p	
7407	40p	74100	140p	74196	100p	BC177	17p	BF197	14p	TIP30A	45p	2N2646	48p	2N6027	48p	FP3467	85p	326-5DR	25p	
7408	22p	74104	75p	74197	130p	BC178	17p	BF198	15p	TIP30C	40p	2N2904	25p	2N6545	42p	FS A2510M	326AJ	326AJ	25p	
7409	22p	74105	75p	74198	250p	BC179	18p	BF199	20p	TIP30C	40p	2N2904A	25p	2N6545	42p	MC1310P	150p*			
7410	16p	74107	36p	74199	250p	BC182	10p	BF200	32p	TIP31A	58p	2N2905	25p	3N128	120p	MC1458	50p			
7411	20p	74109	60p	74221	175p	BC183	10p	BF224	20p	TIP31B	58p	2N2905A	25p	3N141	85p	MC1495	420p			
7412	25p	74110	60p	74H00	85p	BC184	11p	BF240	18p	TIP31C	60p	2N2906	20p	3N201	110p	MC1496	95p			
7412AN	25p	74111	75p	74H05	45p	BC187	30p	BF241	18p	TIP32	68p	2N2906A	24p	3N204	100p	MC1103	125p			
7413	40p	74116	220p	74H10	42p	BC212	11p	BF257	35p	TIP32A	82p	2N2926	28p	40347	85p	MC3340	95p			
7416	40p	74118	110p	74H11	44p	BC213	11p	BF258	32p	TIP32B	70p	2N2926	28p	40348	80p	MC3360	120p			
7417	40p	74119	225p	74H20	42p	BC214	12p	BF259	36p	TIP33	90p	2N3053	28p	40360	40p	MFC4000B	120p			
7420	18p	74120	130p	74S10	40p	BC213L	12p	BF324	36p	TIP33A	90p	2N3055	55p	40362	45p	MFC6040	95p			
7421	20p	74121	32p		4161	105p	BC217A	13p	BF337	36p	TIP33B	90p	2N3072	12p	40407	45p	MHQ3476	90p		
7422	20p	74122	54p		4162	105p	BC237	20p	BF339	30p	TIP33C	110p	2N3073	12p	40408	45p	MK50325	95p		
7423	36p	74123	54p		4163	105p	BC237A	16p	BF340	30p	TIP33C	110p	2N3073	12p	40409	45p	MK50325	95p		
7425	33p	74125	75p		4163	105p	BC237B	16p	BF341	30p	TIP34	96p	2N3074	14p	40411	40p	MK50325	95p		
7426	43p	74126	65p		4163	105p	BC237C	16p	BF342	30p	TIP34A	96p	2N3074	14p	40412	40p	MK50325	95p		
7427	40p	74128	82p		4163	105p	BC238	16p	BF343	30p	TIP34B	96p	2N3074	14p	40413	40p	MK50325	95p		
7428	40p	74130	110p		4163	105p	BC238A	16p	BF344	30p	TIP34C	96p	2N3074	14p	40414	40p	MK50325	95p		
7430	15p	74132	82p		4163	105p	BC238B	16p	BF345	30p	TIP35A	110p	2N3078	14p	40415	40p	MK50325	95p		
7432	38p	74134	82p		4163	105p	BC239C	20p	BF346	30p	TIP35A	110p	2N3078	14p	40416	40p	MK50325	95p		
7433	44p	74136	80p		4163	105p	BC239	18p	BF347	30p	TIP35A	110p	2N3078	14p	40417	40p	MK50325	95p		
7437	38p	74137	60p		4163	105p	BC239	18p	BF348	30p	TIP36A	280p	2N3079	14p	40418	40p	MK50325	95p		
7438	38p	74141	35p		4163	105p	BC239	18p	BF349	30p	TIP36A	280p	2N3079	14p	40419	40p	MK50325	95p		
7440	18p	74142	30p		4163	105p	BC239	18p	BF350	30p	TIP36A	280p	2N3079	14p	40420	40p	MK50325	95p		
7441	90p	74145	95p		4163	105p	BC239	18p	BF351	30p	TIP36A	280p	2N3079	14p	40421	40p	MK50325	95p		
7441AN	120p	74147	210p		4163	105p	BC239	18p	BF352	30p	TIP36A	280p	2N3079	14p	40422	40p	MK50325	95p		
7442	75p	74150	130p		4163	105p	BC239	18p	BF353	30p	TIP36A	280p	2N3079	14p	40423	40p	MK50325	95p		
7443	120p	74151	81p		4163	105p	BC239	18p	BF354	30p	TIP36A	280p	2N3079	14p	40424	40p	MK50325	95p		
7444	120p	74153	85p		4163	105p	BC239	18p	BF355	30p	TIP36A	280p	2N3079	14p	40425	40p	MK50325	95p		
7445	97p	74154	140p		4163	105p	BC239	18p	BF356	30p	TIP36A	280p	2N3079	14p	40426	40p	MK50325	95p		
7446	110p	74155	87p		4163	105p	BC239	18p	BF357	30p	TIP36A	280p	2N3079	14p	40427	40p	MK50325	95p		
7447	75p	74156	90p		4163	105p	BC239	18p	BF358	30p	TIP36A	280p	2N3079	14p	40428	40p	MK50325	95p		
7448	85p	74157	90p		4163	105p	BC239	18p	BF359	30p	TIP36A	280p	2N3079	14p	40429	40p	MK50325	95p		
7449	75p	74158	90p		4163	105p	BC239	18p	BF360	30p	TIP36A	280p	2N3079	14p	40430	40p	MK50325	95p		
7450	18p	74159	250p		4163	105p	BC239	18p	BF361	30p	TIP36A	280p	2N3079	14p	40431	40p	MK50325	95p		
7451	18p	74160	110p		4163	105p	BC239	18p	BF362	30p	TIP36A	280p	2N3079	14p	40432	40p	MK50325	95p		
7453	18p	74161	110p		4163	105p	BC239	18p	BF363	30p	TIP36A	280p	2N3079	14p	40433	40p	MK50325	95p		
7454	18p	74162	100p		4163	105p	BC239	18p	BF364	30p	TIP36A	280p	2N3079	14p	40434	40p	MK50325	95p		
7460	18p	74163	100p		4163	105p	BC239	18p	BF365	30p	TIP36A	280p	2N3079	14p	40435	40p	MK50325	95p		
7470	38p	74164	120p		4163	105p	BC239	18p	BF366	30p	TIP36A	280p	2N3079	14p	40436	40p	MK50325	95p		
7472	32p	74165	150p		4163	105p	BC239	18p	BF367	30p	TIP36A	280p	2N3079	14p	40437	40p	MK50325	95p		
7473	38p	74166	160p		4163	105p	BC239	18p	BF368	30p	TIP36A	280p	2N3079	14p	40438	40p	MK50325	95p		
7474	38p	74167	320p		4163	105p	BC239	18p	BF369	30p	TIP36A	280p	2N3079	14p	40439	40p	MK50325	95p		
7475	43p	74170	280p		4163	105p	BC239	18p	BF370	30p	TIP36A	280p	2N3079	14p	40440	40p	MK50325	95p		
7476	38p	74172	65p		4163	105p	BC239	18p	BF371	30p	TIP36A	280p	2N3079	14p	40441	40p	MK50325	95p		
7480	54p	74173	190p		4163	105p	BC239	18p	BF372	30p	TIP36A	280p	2N3079	14p	40442	40p	MK50325	95p		
7481	110p	74174	110p		4163	105p	BC239	18p	BF373	30p	TIP36A	280p	2N3079	14p	40443	40p	MK50325	95p		
7482	90p	74175	95p		4163	105p	BC239	18p	BF374	30p	TIP36A	280p	2N3079	14p	40444	40p	MK50325	95p		
7483	100p	74176	130p		4163	105p	BC239	18p	BF375	30p	TIP36A	280p	2N3079	14p	40445	40p	MK50325	95p		
7484	110p	74177	120p		4163	105p	BC239	18p	BF376	30p	TIP36A	280p	2N3079	14p	40446	40p	MK50325	95p		
7485	120p	74178	100p		4163	105p	BC239	18p	BF377	30p	TIP36A	280p	2N3079	14p	40447	40p	MK50325	95p		
7486	36p	74181	320p		4163	105p	BC239	18p	BF378	30p	TIP36A	280p	2N3079	14p	40448	40p	MK50325	95p		
7489	340p	74182	150p																	



EASY BUILD SPEAKER DIY KITS

Specially designed by RTVC for cost-conscious hi-fi enthusiasts, these kits incorporate two teak simulate enclosures, two EMI 13" x 6" (approx.) woofers, two tweeters and a pair of matching crossovers. Supplied complete with an easy-to-follow circuit diagram, and crossover components.

STEREO PAIR
£2800
+ p & p £5.50
Input 15 watts rms, 30 watts peak, each unit
Cabinet size 20" x 11" x 9 1/2" (approx.)

SPEAKERS AVAILABLE WITHOUT CABINETS
It's the units which we supply with the enclosures illustrated
Size 13" x 8" (approx.) woofer (EMI 2 1/2") approx. £1700 per
tweeter, and matching crossover components. stereo pair
Power handling 15 watts rms, 30 watts peak. + p & p £3.40

BUILT AND READY TO PLAY

SPEAKERS Two models - Duo IIb, teak veneer, 12 watts rms, 24 watts peak. 18 1/2" x 13 1/2" x 7 1/2" (approx.).
Duo III, 20 watts rms, 40 watts peak. 27" x 13" x 11 1/2" approx.
Duo IIb **£17** PER PAIR Duo III **£52** PER PAIR
p & p £8.50 p & p £7.50

EASY TO BUILD



RECORD PLAYER KIT

for the D-I-Y man who requires a stereo unit at a budget price, comprising ready assembled stereo amp module, Garrard auto/manual deck with cueing device, pre-cut and finished cabinet work. Output 4 watts per channel, phones socket and record/replay socket including 2 SPHERICAL HIFI speakers

£19.95
p & p £4.05

AM/FM STEREO TUNER AMPLIFIER CHASSIS COMPLETE

Ready built. Designed in a slim form for compact, modern installation
Rotary Controls Vol On/Off, Bass, Treble, Balance
Push Buttons for Gram, Tape VHF, MW, LW and 5 button rotary selection switch
Power Supply Selenium Bridge—35V DC from 210-250V AC 50Hz input
Aerial Ferrite 8" x 3/4" built into chassis for LW and MW plus flying lead for FM aerial
Power Output 5 watts per channel Sine at 2% THD into 15 Ohm
7 watts speech and music
Tape Sensitivity Playback 400mV/30K OHM for max output Record 200mV/50K output available from 25KHz. (150mV/100K) deviation FM signal. Frequency Range (Audio) 50Hz to 17 kHz within ±1dB
Radio FM sensitivity for 3dB below limiting better than 10 uV
AM sensitivity for 20 dB S/N MW 350 uV/Metre LW 1mV/Metre.
Size approx. length 16" x height 2 1/4" x depth 4 1/4"

£19.95
P & P £2.50

VALUE FOR PERSONAL SHOPPERS

- 160 16 VOLT MAINS TRANSFORMER, 2% amp. **£2.50**
- BSR Record auto deck on plinth with stereo cartridge ready wired. **£11.95**
- LED 5 function men's digital watch stainless steel finish. **£5.95**
- LCD 5 function men's digital watch stainless steel finish. **£7.95**
- LCD 8 Function CHRONOGRAPH men's digital watch, stainless steel finish. **£13.95**
- 125 Watt Power Amp Module. **£13.95**
- Mains power supply for above unit. **£3.50**
- LENTEK Monitor loudspeaker cabinet size approx. 43 1/4" x 15 1/2" x 15 1/2" **£24.95**
- 100K Multiturn Varicap tuning pots, 6 for **£1.00**
- MUSIC CENTRE CABINET with hinged smoke acrylic top, finished in natural teak veneers, size 30 1/4" x 14 1/2" x 7 1/4" approx. **£5.95**
- MULLARD Built power supply **£1.50**
- DECCA DC 1000 Stereo Cassette P.C.B. complete with switch oscillator coils and tape-heads. **£2.95**
- DECCA 20W Stereo speaker kit comprising 2 8" approx. bass units + 2 3 1/2" approx. tweeter inc. crossovers **£20.00**
- VIDEO MASTER Super Score TV Game with pistol mains operation **£14.95**
- VIDEO MASTER Door Tunes (24 different titles) **£12.95**
- Micro cassette tape recorder **£13.95**
- 7" TAPE TRANSPORT Mechanism—a selection of models from **£8.95**
- DIGITAL CLOCK RADIO Mains operated. **£10.95**
- STEREO RADIO/CASSETTE RECORDER, MW, LW and Stereo VHF. 6 watts output Battery mains operation. **£75.00**
- PORTABLE RADIO/CASSETTE RECORDER, AM/FM with clock, LW, MW, SW, VHF mains/battery operation. **£41.95**

Mullard

AUDIO MODULES IN BARGAIN PACKS CURRENT CATALOGUE

PRICE & AT OVER **25** PER PACK

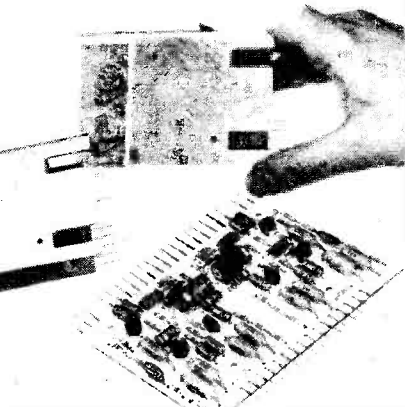
SEE OUR PRICES

1 PACK 1, 2 x LP1173 10W RMS output power audio amp modules, + 1 LP1182/2 Stereo pre amp for ceramic and auxiliary input.
OUR PRICE **£4.95**
p+p £1.00

2 PACK 2, 2 x LP1173 10W RMS output power audio amp modules + 1 LP1184/2 Stereo pre amp for magnetic, ceramic and auxiliary inputs.
illus. OUR PRICE **£7.45**
p+p £1.00

3 PACK 3, 1 x LP1179/2 FM Tuning head with AM gang, 1 x LP1165/1 AM/FM IF module, 2 x LP1173/10W RMS output power audio amp modules + 1 LP1182/2 Stereo pre amp for ceramic and auxiliary input.
OUR PRICE **£9.95**
p+p £1.00

TRADE ENQUIRIES INVITED



ACCESSORIES

Suitable power supply parts including mains transformer, rectifier, smoothing and output capacitors. **£1.00 p+p**

Recommended set of rotary stereo controls comprising BASS, TREBLE, VOLUME and BALANCE. **p+p 50p 95p**

THIS MONTHS OFFER

added to our bargain packs
When you buy Pack 3 at £9.95, together with a mains transformer at £1.95 and a set of controls for 95p you receive FREE a Mullard LP1400 Decoder to match. Listed at £1.90 **£12.85**



20 x 20 WATT STEREO AMPLIFIER
Viscount IV unit in teak-finished cabinet. Silver fascia with aluminium rotary controls and pushbuttons, red mains indicator and stereo jack socket. Function switch for mic, magnetic and crystal pick-ups, tape, tuner, and auxiliary. Rear panel features two mains outlets, DIN speaker and input sockets, plus fuse. 20 x 20 watts rms. 40 x 40 watts peak. **£29.90**
p & p £2.50

30 x 30 WATT AMPLIFIER KIT
For the experienced constructor complete in every detail. Similar facilities as Viscount IV amplifier. 60+60 peak. **£29.00**
p & p £2.50
* SPECIAL OFFER: PACKAGE PRICE WITH 30x30 KIT.
Mk II version operates into 4 to 15 ohms speakers. Specially designed by RTVC for the experienced constructor, complete in every detail. Same facilities as Viscount IV amplifier. 60+60 peak, supplied with 2 GOODMANS COMPACT 12" Bass woofers with crooked sides, 14,000 Gauss magnet, 30 watts rms handling + 3 1/4" approx. tweeters and crossovers. **£49.00**
p & p £4.00
NOW AVAILABLE fully built and tested Output 30x30 watts rms. 60+60 peak. **£39.00**
p & p £2.50

50 WATT MONO DISCO AMP

£29.95
P & P £2.50
Size approx. 13 1/2" x 5 1/4" x 6 1/4"
50 watts rms, 100 watts peak output. Big features include two disc inputs, both for ceramic cartridges, tape input and microphone input. Level mixing controls fitted with integral push-pull switches. Independent bass and treble controls and master volume. **SPECIAL OFFER.** The above 50 watt amp plus 4 Goodmans Type 8P 8" speakers. Package price £45.00 + £4.00 P & P.



70 & 100 WATT MONO DISCO AMP

Size approx. 14" x 4" x 10 1/2"
Brushed aluminium fascia and rotary controls. Five vertical slide controls: master volume, tape level, mic level, deck level, PLUS INTER DECK FADE for perfect graduated change from record deck No. 1 to No. 2, or vice versa. Pre fade level control (PFL) lets YOU hear next disc before fading. 140 watt peak. **£67**
p & p £4.00
Output 100 watts RMS 200 watts peak. 100 watt **£65**

ADD-ON STEREO CASSETTE TAPE DECK KIT

Designed for the experienced D.I.Y. man. This kit comprises of a tape transport mechanism, ready built and tested record replay electronics with twin V.U. meters and level control for mating with mechanism. Specifications: Sensitivity - Mic. 0.85 mV u 20K OHMS; Din, 40mV u 400K OHMS; Output - 300mV RMS per channel u 1KHz from 2K OHMS source; Cross Talk - -30db; Tape Counter - 3 Digit, Resettable; Frequency Response - 40Hz - 8KHz ± 6db; Deck Motor - 9 Volt DC with electronic speed regulations; Key Functions - Record, Rewind, Fast Forward, Play, Stop & Eject. **£19.95**
p & p £2.50
Opt. extras: Mains transformer to suite £2.50 + £1 p & p

BDS 95 TYPE Belt drive chassis turntable

less cartridge. **£2.55 p & p £24.95**
BSR MP60 TYPE Single play record player less cartridge. **£15.95**
£2.55 p & p
CARTRIDGES to suit above Tenorel magnetic stereo. **£4.95**

BSR automatic record player deck, cueing device and stereo ceramic head. **£2.55 p & p £9.95**
GARRARD DECK CC10A. Record changer with cue and stereo ceramic cartridge. Size 12" x 8 1/2" approx. **£2.00 p & p £7.95**

PERSONAL SHOPPERS
GARRARD 86SB Deck. **£24.95** GARRARD SP25 MKIV Deck with Shure head. **£26.95**
GARRARD 35SB Deck. **£24.95**



323, EDGWARE ROAD, LONDON W2
2" C HIGH STREET, ACTON W3 6NG
ALL PRICES INCLUDE VAT AT 12 1/2%
All items subject to availability. Price correct 1.9.78 and subject to change without notice.

Order by giving credit card NUMBER only



PORTABLE DISCO CONSOLE

Here's the big-value portable disco console from RTVC! It features a pair of BSR MP 60 type auto-return, single play professional series record decks. Plus all the controls and features you need to give fabulous disco performances. Simple connects into your existing slave or external amplifier. **£64.00**
p & p £6.50

Personal Shoppers EDGWARE ROAD LONDON W2 Tel: 01-723 8432. 9.30am-5.30pm. Half day Thursday. ACTON: Mail Order only. No callers. GOODS NOT DESPATCHED OUTSIDE UK

What did Fleming say to Edison about antennas in 1912?

We're not sure, but we can be sure that they couldn't have been discussing the merits of the Joystick VFA (Variable Frequency Antenna, 5-30 Mhz). That had to come later. . . so that now, you can have a versatile antenna system that acts as a ground plane right through the six lower amateur bands and on all frequencies in between. Short wave listener and transmitting amateur alike will benefit from a VFA—if you can't hear 'em, you can't work 'em.

SYSTEM "A" £41.00
250 w. p.e.p. OR for the SWL.

SYSTEM "J" £47.95
500 w. p.e.p. (improved 'Q' on receive).

PARTRIDGE SUPER PACKAGES

COMPLETE RADIO STATIONS FOR ANY LOCATION
Featuring the World Record Joystick Aerial (System 'A'), Bft, feeder, all necessary cables, matching communication headphones. Deliv. Securicor our risk. ASSEMBLED IN SECONDS! BIG CASH SAVINGS!

PACKAGE No. 1 £222.00
As above with R.300 RX. SAVE £14.15!

PACKAGE No. 2 £237.45
Is offered with the FRG7 RX. SAVE £14.15!

PACKAGE No. 3 £184.50
Here is a lower-price, high-quality package featuring the LOWE SRX30, with all the Partridge extras. SAVE £14.15!

RECEIVERS ONLY, inclusive delivery, etc.
R.300 £184.50 FRG7 £199.95 SRX30 £146.75

All prices are correct at time of going to press and include VAT at 12½% and carriage.



Just telephone your card number
Phone 0843 62535 (ext. 5)
(or 62839 after office hours)



or write for details, send 9p stamp



5, Partridge House, Prospect Road, Broadstairs, CT10-1LD. (Callers by appointment).

Transistors	*BF 187	11	DIODES	7425	25	W/W RESISTORS
ACY 20	34	17	*AA 119	6	27	*5W Axial
ASV 66	90	26	*BY 127	10	7430	15 5W Radial
BC 107	8	BF 257	26	1N 4001/2	4	15 10W Axial
BC 108	8	BF 258/9	24	1N 4004/5	5	80 15W Radial
*BC 147/A	8	BF 324	28	1N 4006/7	6	25 BARGAIN PAKS
*BC 148	8	BF 336	28	*1s 44	4	30 ALL ITEMS NEW
*BC 149/C	8	BF 337	30	*1s 840	4	49 AND MARKED
*BC 158	9	*BFR 80	25	*1s 941	4	27 *PAK 3
*BC 171A	10	BFY 50	1	LINEAR IC's	74L74	43 100 Gen. purpose transistors including, BC
*BC 207	11	BSX 19/20	16	741 8P	15	45 149, 2N3703, etc. £5
*BC 207B	10	BT 106	130	555 8P	25	69 PAK 2
BC 348	11	*BU 205	150	Regulators	7483	72 20 Transistors incl. BD
BC 351	12	*BU 208	160	7812	60	30 115, BD 131, etc. £5.50
BCY 70	14	*BU 208A	175	7815	60	43 PAK 3
BCY 71	14	MJE 340	43	7490	7491	75 100 mixed W/W Resistors including 2.5W, 32 5W, 10W, etc. £3.50
BCY 72	14	MJE 520	43	TTL	7491	60 PAK 4
BD 115	43	OC 201	70	7400	13	57 100 off 74 series with 95 preformed pins including, 7410, 7430, etc. £4
BD 131	33	TIP 31A	38	74L00	24	25 *PAK 5
BD 135	34	TIP 42A	62	7401	13	48 100 Gen. purpose 64 Diodes including, 100 IS 941, IS 44, etc. £2
BD 139	33	*ZTX 212/B	16	7404	14	
BD 695A	65	*ZTX 302	11	74LO4	27	
BD 696A	65	*ZTX 502	12	7405	14	
BF 115	18	2N 930	16	7408	17	
BF 185	24	2N 3053	20	7409	17	
*BF 194	9	2N 3055	50	7413	30	
*BF 195	9	*2N 3703	8	7420	15	

Quantity Discounts Available. Min. Order £2.00, p. & p. 30p. VAT please add 8% except those marked* which are 12.5%. S.A.E. for lists. Export, Wholesale and Industrial enquiries welcome.

K. & A. DISTRIBUTORS

52, Barkby Road, Syston, Leicester LE17 8AF. Tel: 0533 609391

CHROMASONIC electronics

56 FORTIS GREEN ROAD, MUSWELL HILL, N10 3HN. TELEPHONE: 01-883 3705

OUR LATEST CATALOGUE
CONTAINS FREE 45 pence WORTH OF VOUCHERS



CONTAINS MICROPROCESSORS + BOARDS, MEMORIES, TTL, CMOS, ICs, PASSIVES, ETC., ETC.

SUPERSAVERS

ALL FULL SPEC DEVICES BY TEXAS

TEXAS 741	TIMER 555	RED LED TIL209
5 for £1.00	4 for £1.00	10 for £1.00
VAT INCLUSIVE PRICE + 25p P. & P.		

IC A4 BOOKLET

SUPPLIED FREE WITH ORDERS OF ANY ICs WORTH £5.00 OR MORE, CONTAINS CIRCUITS, PIN CONNECTIONS AND DATA (35p + SAE IF SOLD ALONE).

SOUTHERN VALVE CO. SECOND FLOOR, 8 POTTERS ROAD, NEW BARNET, HERTS.

Telephone 01-440/8641 MAIL ORDER ONLY. MINIMUM ORDER 80p


Some leading makes available. VAT Invoices issued on request.
All New and Boxed. "Quality" Branded Valves. Guaranteed 3 months. BVA etc.
6% Allowed in lieu of Guarantee! Already deducted from our Prices!
NOTE: PLEASE VERIFY CURRENT PRICES. Correct only at time of going to press.

DY86/7	52p	EF86	54p	GY501	£1.30	PCF802	80p	PL36	90p	PY500A	£1.75
DY802	52p	EF89	55p	PC86	78p	PCF805	£1.60	PL81A	85p	UBF59	45p
ECC81	53p	EF183	55p	PC88	78p	PCF806	75p	PL83	50p	UCC85	50p
ECC82	60p	EF184	55p	PC97	72p	PCF808	£1.70	PL84	50p	UCL81	52p
ECC83	53p	EH90	60p	PC900	65p	PCL82	62p	PL500	£1.10	UCL82	68p
ECC85	50p	EL41	90p	PCC84	35p	PCL83	80p	PL504	£1.10	UCL83	80p
ECH81	55p	EL84	50p	PCC85	50p	PCL84	62p	PL508	£1.50	UF89	50p
ECH84	80p	EL509	£2.90	PCC89	52p	PCL85	52p	PL509	£3.95	UL41	85p
ECL80	52p	EM84	90p	PCC189	55p	PCL808	70p	PL519	£3.10	UL84	64p
ECL82	60p	EY86/7	46p	PCF80	80p	PCL86	70p	PL802	£2.85	UY41	55p
ECL86	70p	EY500A	£1.50	PCF86	60p	PCL200	£1.40	PY88	75p	UY85	55p
EF80	41p	EZ80	42p	PCF200	£1.50	PD500	£3.60	PY800	60p	U25	60p
EF85	45p	EZ81	44p	PCF801	52p	PFL200	£1.35	PY801	60p	U26	80p

We offer return of post service. CWO ONLY, No C.O.D. MANY OTHERS AVAILABLE
Post free over £20. £6 to £20-80p (max.)
Items in stock at time of going to press but subject to possible market fluctuations if unavoidable.
STOP PRESS One valve post 13p, each extra valve 6p. Large valves 2p each extra.
EL519, etc. MAX 75p. LISTS AND ENQUIRIES, S.A.E. PLEASE!
EX STOCK ALL PRICES INCLUDE VAT @ 12½%.
ENQUIRIES WELCOMED FROM TRADE AND RETAIL (same prices)

Electronics. Make a job of it....

Enrol in the BNR & E School and you'll have an entertaining and fascinating hobby. Stick with it and the opportunities and the big money await you, if qualified, in every field of Electronics today. We offer the finest home study training for all subjects in radio, television, etc., especially for the CITY AND GUILDS EXAMS (Technicians' Certificates); the Grad. Brit. I.E.R. Exam; the RADIO AMATEUR'S LICENCE; P.M.G. Certificates; the R.T.E.B. Servicing Certificates; etc. Also courses in Television; Transistors; Radar; Computers; Servo-mechanisms; Mathematics and Practical Transistor Radio course with equipment. We have OVER 20 YEARS' experience in teaching radio subjects and an unbroken record of exam successes. We are the only privately run British home study College specialising in electronics subjects only. Full details will be gladly sent without any obligation.



Become a Radio Amateur.

Learn how to become a radio-amateur in contact with the whole world. We give skilled preparation for the G.P.O. licence.

Free!

Brochure without obligation to.

British National Radio & Electronic School

P.O. Box 156, Jersey, Channel Islands

NAME _____

ADDRESS _____

Block caps please

W & A ELECTROTECHNICS LIMITED

465 CREWE ROAD SANDBACH CHESHIRE.

SALE of NEW and GUARANTEED unused integrated circuits surplus to our requirements. All prices include VAT, add 25p for p&p. DISCOUNTS, over £10 less 7½%, over £20 less 15%, over £50 less 20% cash with order.

ABSOLUTELY UNBEATABLE PRICES TO CLEAR STORES.

72709	-45	74116	1.20	74366	-39
74L00	-15	74128	-49	74368	-39
74502	-15	74S140	-69	74387	-90
7403	-09	74150	-89	74S387	1.90
74L04	-16	74151	-55	74393	1.89
7408	-11	74S151	-95	75183	-85
74H10	-19	74153	-49	N8T37	-75
74S10	-15	74155	-58	N8T95	-85
74S11	-15	74S158	-49	N8T96	-85
74H21	-25	74164	-79	N8T97	-87
74H22	-22	74172	3.50	TIP125	-29
7425	-18	74S174	-99	TMS6011	4.90
7426	-19	74180	-79		
7427	-19	74181	1.85		
74H28	-39	74191	-85		
74H74	-45	74198	1.25		
74S74	-29	74273	1.75		
7475	-28	74S280	2.90		
74LS86	-29	74283	1.50		
74H87	-69	74284	5.90		
74107	-25	74285	3.82		
74109	-39	74298	1.50		

A small number of intel 4004 μ P products are available SAE for list.

PROGRESSIVE RADIO

31 CHEAPSIDE, LIVERPOOL L2 2DY. Tel: 051-236-0982

SEMICONDUCTORS ALL FULL SPEC. TBA800 I.C.'s 10 for £5.00. LM380 80p, LM381 95p, NE555 33p, 741 8 PIN 23p, 741S (wide bandwidth) 9 pin 35p, TL305 Alpha numerical display (with data) £2.50p. BX504 opto isolators infra red led to photo cell, 4 lead 25p, BFY50 plastic 14p, 723 REGS I.C.'s 14 pin 35p, BD533 33p, MRD3051 photo transistors 35p, FETS similar to 2N3819 18p, MOSFET similar 40673 35p, Intel C1103 1024 bit mos rams 95p, CD4051 45p, 723 14 pin I.C.'s 35p. Special Offer 6v speed regulated cassette motor ex equip as new 55p. New 8 track 12v cartridge motor £1.25p.

DIODES, BY127 9p, IN4002 4p, IN4005 7p, 600v 3 amp 17p, ORP61, Mullard new boxed 30p. MAND3 3mm led displays 50p, Min. Nixie 587 OST 75p.

Pot core unit, has six pot cores including one FX2243 (45mm) and two FX2242 (35mm) 3 TO3 sil. power transistors on heat sink 3-20m/m panel fuseholders and panel with various transistors, diodes and a 5 amp plastic SCR. £1.75p plus 75p postage.

MOTORS, Model type 1-5-6 volts 20p, 'BIG INCH' sub min motor 115 vac, 3 r.p.m. 25p. 24 OVAC SYNCH. MOTORS WITH GEARBOX, 1/5 r.p.m. 75p, 1/24th r.p.m. 75p, 15 r.p.m. £1.20p, Crouzet 115 VAC 4 r.p.m. 95p, 12v D.C. 5. Pole 35p.

HI-SPEED MORSE KEY, ALL METAL £2.25p. PLASTIC VERSION 95p.

PLESSEY WINKLER SWITCHES, 1 Pole, 30 way, 2 Bank Adj. Stop, 75p.

Crystal microphone inserts 37mm 45p, Grundig electret condenser inserts with built in FET preamp £1.50p, ELECTRET PENCIL HAND MICROPHONES 1K IMP WITH STANDARD JACK PLUG £2.85p, TIE CLIP CONDENSER MIKES OMNI, 1K IMP, (uses deaf aid battery, supplied) £4.95p.

SOLDER SUCKER, high suction, eye protection shield £4.95p.

PROJECT BOXES, BLACK ABS PLASTIC WITH BRASS INSERTS AND LID, 75 x 56 x 38 44p, 95 x 71 x 35 52p, 115 x 95 x 36 60p.

BUZZERS, GPO open type 3-6v 30p. Large plastic domed type loud note 6 or 12 volts 50p, Solid State buzzers, miniature, 6-9-12-24 volt 15ma 75p each.

TAPE HEADS, Mono Cassette £1.30p. Stereo cassette £3.00, BSR MNI330 half track dual imp. heads £1.75p, TD10 Dual head assemblies 2 heads both ½ track R/P with built in erase, mounted on bracket, £1.20p. SRPGU ½ track R/P £1.95p.

Relays. Min 24v dc 2 pole c/o 3 amp contacts 55p, Min sealed 220v ac 2 pole c/o 40p, Open type 12v dc 4 pole c/o 50p, 4 pole relay relays N/O 20p.

CRYSTALS, 300kHz 40p, 50V AC cam units, motor switching ten c/o micro switches, supplied with capacitor for 240V AC use £1.95p plus 35p postage.

MAINS TRANSFORMERS, all 240V AC primary, postage shown in brackets per transformer. 6-0-6 100ma, 9-0-9 75ma, 12-0-12 50ma 15p each (15p). 0-4-0 150ma no mounting bracket, 65p (20p). 12-0-12 100ma 95p (15p). 12V 500ma 95p (22p). 12V 2 amp £2.25 (45p). 12V 4 amp £2.75 (54p). 15-0-15V 1 amp £2.10 (45p). 30-0-30V 1 amp £2.75 (54p). 0-12-15-20-24-30V tapped at 2 amp £4.50 (54p). 20-0-20V 2 amp £3.50 (54p). 25V 1.5 amp £1.45 (45p). 18V 1.5 amp rectified £2.00 (45p). 35V 2 amp, 2.5V 2 amp Toroid £2.95 (54p). 20V 2.5 amp, £2.20 (54p). Murata MA401L 40KHz rec/send transducers £3.25 pair.

Large mains solenoid 25lb pull 2" travel. £3.95p + 54p Post.

U.H.F. TV Tuners, push button (not varicap) new and boxed £2.50p. Miniature to 9ggle switches, SPST 8 x 5 x 7.45p, DPDT 8 x 7 x 7.50p, DPDT c/o 12 x 11 x 9.75p, Min. push to make or push to break 16 x 16mm 15p each type. Slider switches, DPDT standard 15p, Min 12p, Std. c/o 20p. Roller action micro switches 15p.

TOOLS Small side cutters 5" insulated handles £1.35p. Snub nosed pliers 5" insulated handles £1.35p. Large mains tester screwdrivers, fully insulated 8" 44p. Test lead jumper sets, 10 leads with insulated croc clips each end, different colours 80p. Telephone pick up coil, suction type with 3.5mm jack plus 50p. 9 volt battery eliminators. 240v ac input 9v dc out at 120ma stabilised replaces PP3, PP6, PP7, PP9 £2.45p. Edge connectors, 0.1 64 way 65p, 34 way 40p, 0-2 18 way 15p. 13 amp rubber trailer extension sockets 38p. LA1230 adj. core 15mm diam. 14mH-18mH, HI Q 6 for 50p. Tape head demagnetisers 240v ac with on/off switch, straight probe £2.00, curved probe (cassette) £2.35p.

TERMS: cash with order, (or official orders from colleges etc). Postage 30p unless otherwise shown, overseas post at cost. VAT inclusive prices. S.A.E. for lists.

Progressive Radio, 31 Cheapside, Liverpool L2 2DY. Tel: 051 236 0982.

Marshall's

Come and get a great deal

Call in and see us 9-5.30 Mon-Fri 9-5.00 Sat
Express Mail Order Tel orders on credit cards £10 min.
Trade and export enquiries welcome

A. Marshall (London) Ltd., Dept: PW Head Office mail order: Kingsgate House, Kingsgate Place, NW6 4TA. Tel. 01-624 0805.
Retail Sales London: 40 Cricklewood Bdw, NW2 3ET. Tel. 01-452 0161/2. Telex. 21492. London: 325 Edgware Rd, W2. Tel. 01-723 4242. Glasgow: 85 West Regent St, G2 2QD. Tel. 041-332 4133. Bristol: 1 Straits Pde, Fishponds Rd, BS16 2LX. Tel. 0272 654201.

2N909	0-37	2N3417	0-25	2N4062	0-20	2N5245	0-37	AF106	0-69	BC182L	0-15
2N930	0-37	2N3439	0-85	2N4121	0-27	2N5248	0-44	AF109	0-82	BC183A	0-12
2N1131	0-32	2N3441	0-92	2N4122	0-27	2N5293	0-44	AF114	0-70	BC183LA	0-15
2N1303	0-80	2N3442	1-45	2N4123	0-19	2N5294	0-44	AF115	0-70	AC184	0-12
2N1305	0-80	2N3565	0-25	2N4124	0-19	2N5401	0-44	AF118	0-70	BC184L	0-15
2N1501	0-35	2N3566	0-25	2N4125	0-19	2N5416	1-65	AF124	0-70	BC205	0-17
2N1613	0-30	2N3567	0-25	2N4126	0-19	2N5447	0-16	AF139	0-75	BC212A	0-15
2N1637	0-72	2N3638	0-17	2N4235	1-35	2N5448	0-16	AF200	1-30	BC212LA	0-18
2N1890	0-30	2N3639	0-38	2N4236	1-65	2N5449	0-20	AF201	1-30	BC213B	0-15
2N1893	0-30	2N3644	0-40	2N4237	1-65	2N5457	0-35	AF239	0-70	BC213LA	0-17
2N1911	1-10	2N3662	0-25	2N4240	1-70	2N5458	0-35	AF240	1-25	BC214	0-17
2N2193	0-50	2N3663	0-25	2N4240	0-26	2N5555	0-65	AF279	0-88	BC214L	0-18
2N2194	0-42	2N3702	0-14	2N4250	0-12	2N5703	3-95	BC114	0-22	BC237B	0-15
2N2217	0-55	2N3703	0-14	2N4266	0-32	2N6122	0-44	ASV28	1-30	BC238B	0-13
2N2218	0-35	2N3704	0-14	2N4284	0-38	2N6123	0-48	ASV55	0-70	BC239C	0-17
2N2219	0-38	2N3705	0-14	2N4287	0-22	2N6124	0-45	BC107	0-16	BC256A	0-29
2N2221	0-25	2N3706	0-14	2N4288	0-22	2N6125	0-47	BC108	0-16	BC257A	0-18
2N2222	0-25	2N3707	0-14	2N4292	0-27	2N6288	0-50	BC109	0-16	BC258B	0-24
2N2270	0-49	2N3708	0-12	2N4300	0-31	25702	3-30	BC115	0-22	BC259B	0-19
2N2368	0-27	2N3709	0-12	2N4302	0-31	25703	3-95	BC114	0-22	BC261A	0-25
2N2369	0-27	2N3710	0-12	2N4303	0-33	40232	0-60	BC115	0-22	BC262B	0-26
2N2483	0-30	2N3711	0-12	2N4342	0-60	40311	0-55	BC116	0-21	BC263B	0-26
2N2613	0-90	2N3712	1-39	2N4401	0-20	40316	0-95	BC118	0-22	BC264B	0-65
2N2646	0-80	2N3714	1-55	2N4402	0-20	40363	1-45	BC135	0-22	BC307B	0-16
2N2848	1-10	2N3716	1-70	2N4822	0-83	40389	0-70	BC136	0-21	BC308B	0-16
2N2904	0-31	2N3720	0-12	2N4870	0-58	40408	0-82	BC137	0-22	BC309C	0-16
2N2905	0-31	2N3729	0-36	2N4871	0-51	40512	1-70	BC140	0-30	BC328	0-20
2N2906	0-25	2N3820	0-39	2N4871	0-51	40512	1-70	BC140	0-30	BC328	0-20
2N2907	0-25	2N3821	0-95	2N4898	1-55	40594	0-87	BC141	0-32	BC337	0-20
2N2923	0-17	2N3827	0-27	2N4901	0-20	40595	0-98	BC142	0-32	BC344	0-17
2N2924	0-17	2N3854A	0-30	2N4903	2-75	40673	0-80	BC147	0-13	BC415	0-16
2N2925	0-19	2N3855	0-30	2N4904	1-85	AC126	0-48	BC148	0-15	BC416	0-17
2N3011	0-37	2N3856A	0-19	2N4905	2-40	AC127	0-48	BC149	0-15	BC417A	0-13
2N3020	0-75	2N3858A	0-20	2N4905	2-40	AC128	0-48	BC153	0-30	BC474B	0-13
2N3053	0-25	2N3859A	0-22	2N4920	0-83	AC151	0-43	BC154	0-30	BC48	0-14
2N3054	0-72	2N3860	0-18	2N5086	0-30	AC152	0-54	BC157A	0-15	BC549B	0-13
2N3055	0-75	2N3866	1-98	2N5087	0-30	AC153	0-59	BC158B	0-15	BC558	0-13
2N3108	0-75	2N3901	0-30	2N5088	0-30	AC153K	0-59	BC159B	0-17	BC559	0-15
2N3133	0-50	2N3904	0-18	2N5089	0-30	AC176	0-54	BC160	0-38	BCY54	0-40
2N3242	0-68	2N3905	0-18	2N5129	0-62	AC176K	0-90	BC167B	0-13	BCY58	0-27
2N3250	0-35	2N3906	0-18	2N5130	0-22	AC187	0-59	BC168B	0-13	BCY70	0-21
2N3301	0-45	2N3962	0-95	2N5131	0-22	AC187K	0-65	BC169B	0-13	BCY71	0-26
2N3302	0-39	2N4031	0-55	2N5137	0-22	AC188	0-54	BC170B	0-19	BCY72	0-18
2N3392	0-17	2N4032	0-65	2N5143	0-22	AC188K	0-65	BC171B	0-17	BCY78	0-43
2N3394	0-17	2N4033	0-65	2N5180	0-58	ACV17	1-00	BC172C	0-15	BD121	2-20
2N3397	0-19	2N4036	0-72	2N5190	0-65	ACV22	0-65	BC173C	0-17	BD131	0-55

1978 CATALOGUE IS AVAILABLE NOW!
LOTS OF NEW PRODUCTS AND IDEAS.
PRICE 45p POST PAID OR 35p TO CALLERS.

AY-3-8500	CA3062	3-75	LM341P240-80	LM983	0-50	LM78L05CZ		SN76018KE	1-60
CA3000	3-30	CA3084	1-10	LM3490	0-95	LM1303N	1-15	SN76023N1	1-50
CA3001	4-25	CA3065	1-10	LM358N	0-60	LM1304N	1-52	SN76023ND	1-60
CA3002	3-30	CA3068	3-80	LM360N	3-00	LM1305N	1-52		0-30
CA3003	2-50	CA3070	1-90	LM370N	3-00	LM1307N	1-22	LM78L15CZ	1-30
CA3004	4-50	CA3071	1-90	LM371H	2-35	LM1310N	2-10	SN76033N2	3-35
CA3005	2-50	CA3072	1-90	LM373N	6-45	LM1315N	1-30	SN76110N1	30
CA3006	4-15	CA3073	1-70	LM374N	3-35	LM1458N	0-95	SN76115N1	65
CA3007	4-15	CA3074	1-70	LM377N	1-80	LM1800N	1-44	MC1035P	1-90
CA3008	2-55	CA3076	2-12	LM377N	1-80	LM1800N	1-90	MC1330P	1-70
CA3012	1-65	CA3080	1-85	LM377N	1-80	LM1800N	1-90	MC1468L	4-25
CA3013	1-85	CA3080A	2-10	LM378N	2-40	LM1812N	2-60	MC1330P	1-10
CA3014	2-20	CA3086	2-90	LM379S	4-25	LM1820N	1-16	MC1352P	1-20
CA3016	2-20	CA3092	1-87	LM380N	0-96	LM1828N	1-90	MC1433G	3-65
CA3018A	1-10	CA3098E	2-90	LM380N	0-96	LM1830N	1-90	MC1433G	2-20
CA3020	2-20	CA3090Q	4-40	LM380N	0-96	LM1830N	1-90	MC1439G	1-75
CA3020A	2-50	CA3130	1-06	LM381AN	2-70	LM1841N	1-90	MC1440G	1-65
CA3021	2-40	CA3140	1-04	LM382N	1-60	LM1848N	1-50	MC1456G	2-15
CA3022	2-20	LOBST1	2-25	LM384N	1-55	LM1850N	1-90	MC1463R	3-90
CA3023	2-20	LM14H	2-75	LM386N	0-85	LM1889N	1-90	MC1468L	3-85
CA3026	0-80	LM301AH	0-50	LM387N	1-10	LM2907N-8		MC1468R	3-10
CA3028A	0-90	LM301	0-30	LM388N	1-00		1-80	MC1495L	5-50
CA3028B	1-25	LM304	2-60	LM389N	1-00	LM2987N-8		MC1529P	7-10
CA3029	0-75	LM307N	0-50	LM3555CN	1-30	LM3301N	0-80	MC4024P	2-20
CA3029A	0-90	LM308H	1-20	LM308N	0-45	LM3302N	0-55	MM5314	4-60
CA3030	1-50	LM308N	0-45	LM309K	1-95	LM3401N	0-55	MM5320	4-20
CA3030A	2-20	LM309K	1-95	LM701B	2-99	LM3900N	0-68	NE555	0-33
CA3033	3-70	LM337K	3-35	LM701C	2-99	LM3909N	1-78	NE556	0-65
CA3034	2-75	LM318N	2-15	LM702C	0-81	LM3911N	1-10	NE561	4-50
CA3035	1-95	LM320T5	2-15	LM703L	1-15	LM4250CN		NE562	4-50
CA3036	1-21	LM320T12	1-15	LM709-8	0-70	LM710	3-30	NE565	1-39
CA3038	2-90	LM320T15	1-15	LM709-8	0-50	LM710-14	0-64	NE566	1-75
CA3038A	4-10	LM320T24	1-15	LM709-14	0-49	LM710-14	0-64	NE567	1-90
CA3039	0-77	LM320P5	1-15	LM710-14	0-64	LM710-14	0-64	NE568	1-90
CA3040	3-75	LM320P12	1-15	LM710-14	0-64	LM710-14	0-64	NE569	1-90
CA3041	1-65	LM320P12	1-15	LM710-14	0-64	LM710-14	0-64	NE570	1-90
CA3042	1-65	LM320P12	1-15	LM710-14	0-64	LM710-14	0-64	NE571	1-90
CA3043	2-20	LM320P15	1-15	LM710-14	0-64	LM710-14	0-64	NE572	1-90
CA3044	1-58	LM320P24	1-15	LM710-14	0-64	LM710-14	0-64	NE573	1-90
CA3046	0-77	LM320P24	1-15	LM710-14	0-64	LM710-14	0-64	NE574	1-90
CA3047	2-20	LM323K	6-95	LM714C	0-70	LM714C	0-70	NE575	1-90
CA3047A	3-70	LM323K	6-95	LM741C	0-80	LM741C	0-80	NE576	1-90
CA3048	2-45	LM339N	0-60	LM741C	0-70	LM741C	0-70	NE577	1-90
CA3049	1-98	LM340T5	0-88	LM741C	0-70	LM741C	0-70	NE578	1-90
CA3050	2-66	LM340T12	0-88	LM741C	0-70	LM741C	0-70	NE579	1-90
CA3051	1-83	LM340T15	0-88	LM741C	0-70	LM741C	0-70	NE580	1-90
CA3052	1-78	LM340T24	0-88	LM741C	0-70	LM741C	0-70	NE581	1-90
CA3053	0-77	LM341P5	0-80	LM741C	0-70	LM741C	0-70	NE582	1-90
CA3054	1-10	LM341P120	0-80	LM741C	0-70	LM741C	0-70	NE583	1-90
CA3059	2-10	LM341P150	0-80	LM741C	0-70	LM741C	0-70	NE584	1-90

Prices correct at 8 Sept. 1978. All prices include VAT. p & p 40p.

BRAND NEW SURPLUS MODULES

AND OTHER ITEMS

2 STAGE STEREO PRE-AMP on 6" x 7 1/2" P.C.B. 4 push buttons, gram, tape in/out, aux. on/off, 4 slider controls, vol. bal., bass., treble, input approx. 100mV for 300mV out with knobs. **Now only £6-00**

ELAC SPEAKERS 8", 8Ω with tweeter cone, pair. **£3-50**

Phillips control box for coupling stereo cassette to stereo car radio. Includes stab supply, transformers A.F. 3 Din plugs, 2 Din sockets, 3 P.Bs etc. + diagram **£1-40**

8" x 5" L.S. units, 4 ohm—8Ω pk ceramic magnet. Good hi-power car speakers, pair. **£6-00**

STEREO GRAM AMP on 12" x 1 1/2" P.C.B. 3W + 3W for 100mV in controls, vol., bal., treble, bass, requires 16V DC for 8Ω L.S. or 25V DC for 15Ω L.S. £5-90 Suitable 14v transformer and rect. ordered with gram amp **£2-00** Singly **£2-50**

Two above mounted in attractive rexine covered box, dark cloth front 24" x 7 1/2" x 5 1/2". Open back—Gives 8 ohm, 16W pk. Very efficient, 1W fills a room, 10W fills a small hall with very clear speech. **£8-50**

Very smart car control box. Contains stab. supply, 7.5v coupling trannies, 3 P.B.'s, 3 DIN plugs, screened cable, 2 DIN sockets. Easily modified, diagrams supplied. **£1-90**

Belling Lee—mains power supply unit for masthead amplifier. Gives 15v stabilised for feeding up co-ax. Easily modified to give 12v at 100mA. **SMART BOX £1-90**

BRAND NEW AUDIO AND R.F. REPLACEMENT PANELS. Send saef for list.

Example 1 PC 218G 3W + 3W tuner amp AM-FM.

Includes 13 transistors, 8 mini IF and osc coils, rect. and smoothing. Over 120 components. Easily completed, diagrams supplied.

Requires Tuner head, switches, vol. and tone pots. **Only £2-00**

Example 2 PC 256B. Play/rec. amp panel for 4 track mono deck.


Includes Track selector, play/rec. and rec. comp. switches. Provision for

Build any Project-Fast and Easy

It's the new deal for project builders from Lektrokit! A complete new range of breadboarding and testing devices. At prices anyone can afford. For any project anyone could want to build— from one-chip simplicity to 1,000-chip complexity.

It's fast and easy project building, too. You simply push components in and pull them out. No soldering, no de-soldering, no chance of heat damage. You can make design changes instantly, keeping full leads on components.

In fact, with Lektrokit, you can build a project as fast as you used to sketch a layout. And a lot more easily.



LEKTROKIT completes the circuit

See Lektrokit at one of the Lektrokit dealers near you. There's bound to be one - they're springing up everywhere. Send for the name of your nearest - plus FREE full-colour catalogue - to:

Lektrokit Ltd., Sutton Industrial Park,
Earley, Reading, Berks RG6 1AZ
Telephone 0734 669 116

BURGLAR ALARMS

WE HAVE STOCKS OF EVERYTHING YOU NEED.
CALLERS WELCOME. OPEN 6 DAYS
EXPRESS POSTAL SERVICE FREE CATALOGUE SEND S.A.E.
Maxi guard MK4 Ultra Sonic Detector 12 volts D.C. special price
£37.00 + VAT

Control Unit 1006B £19.50 plus £1.20 p&p
(Mains/Battery complete unit).

MAGNETIC CONTACTS from 50p	TAMPER JUNCTION BOXES 24p
MATS LARGE 28" x 15" 1.50	VIBRATION DETECTORS 2.50
STAIR SIZE 6" x 24" 1.20	DOOR LOOPS COMPLETE 59p
WINDOW FOIL 33 mts. 2.45	BELLS & SIRENS FROM 6.00
KEY SWITCHES 2.10	BELL COVERS FROM 4.00

ELECTRONIC CAR ALARM ONLY £5.00. plastic coated

Please add VAT 12½%, Post 70p min. C.O.D. Free on orders over £20.



A. D. E. (SECURITY) CO.,

217 WARBRICK MOOR
AINTREE, LIVERPOOL
TEL: 051-525-3440

STOP PRESS! Trade Price List Available
Applications on Official Stationery only

TOPS THE PACK!

- | | |
|--------------------------|--|
| COMPONENTS | — Now over 1,000 types in stock! |
| KITS | — See the new range of low-cost 'ELEKITS'. |
| MODULES | — New ready-built functions. |
| SERVICE | — 1st Class same day despatch. |
| QUALITY | — All guaranteed products. |
| PRICES | — Many reductions! |
| MAGAZINE PROJECTS | — Trouble-free! |


I enclose 30p*, please send catalogue.

Name _____

Address _____

*Refundable with future orders over £5.00.

OPEN UP THE EXCITING WORLD OF SHORT WAVE LISTENING



SRX-30

For the advanced, keen short wave listener, the choice of receiver has usually been between cheap and nasty or very good but very expensive equipment. We think that the SRX-30 will provide that listener with excellent performance at a reasonable cost and is the answer to this eternal problem.

The SRX-30 provides AM, CW, USB and LSB reception on all frequencies from 500 kHz to 30MHz. All right, so does your Sooper Blooper Mk. 3 but you can't set the Sooper Blooper dial to the frequency you want and be sure that it's correct! The SRX-30 tuning system is so simple to operate. You have a dial reading in MHz from 0.29 and a main tuning dial reading 0-1000 kHz. So—if you know that Radio Slobovia is broadcasting on 10.295 MHz, you set the MHz dial to 10, the kHz dial to 295 and there you are. The MHz dial setting is not critical, as stability is guaranteed by a triple mixing drift cancelling system, thereby overcoming another problem in your Sooper Blooper Mk. 3: drift.

A further drawback to cheap receivers is massive image interference on the higher frequencies due to the use of a low IF, typically 455 kHz. The cure for this problem is the use of a high IF and the SRX-30 employs a first IF of around 40 MHz—so goodbye to first IF images. You could of course find the same system as this in the Racal RA17 series receivers; after all, the SRX-30 has copied the basic idea from this very receiver. The big drawback to the RA17 (apart from the price !!) is that unless you have the muscles of a prize fighter, lifting the RA17 may send you for a holiday at Hernia Bay (staying at the Truss House?).

To summarize, the SRX-30 covers 500 kHz to 30 MHz with excellent dial readout and reset accuracy; it has all mode (AM, CW, SSB) reception and is equally at home in broadcast or amateur bands; it has all the facilities of a top class communications receiver. RF gain, fine tuning, selectable sidebands, built in loud-speaker, operation from ac mains or 12v. Dc, rugged construction and super styling and all at an attractive price—£175 inc. VAT. Carr £3.

See it soon at your nearest stockist, you will be agreeably impressed.

For all that's good in Amateur Radio, contact:

LOWE ELECTRONICS LTD., 119 Cavendish Road, Matlock, Derbyshire.
Tel: 0629 2430 or 2817.

For full catalogue, simply send 45p in stamps and request catalogue CPW.



Receivers and Components

RECHARGEABLE BATTERIES

EXTENDED RANGE

HP2 (size 'D') £3.56. HP11 (size 'C') £2.57. Sub 'C' £1.64. Pencil (size 'AA') £1.32. 9 volt PP3 £4.98. 9 volt PP6 £11.66. 9 volt PP7 £9.14. 9 volt PP9 £14.30. All chargers £7.97 (except for PP3—is £5.82 and pencil—is £6.98). 6 volt 8Ah sealed lead acid £11.88. New child's, 2-4 mile range.

ELECTRIC CAR

SAE for all details & lists plus £1.00 for rec. booklet "Nickel Cadmium Power". Add p & p 10% (5% orders £25.00 & over). All prices include VAT.

Dept. PW, Sandwell Plant Ltd., 201 Monmouth Drive, Sutton Coldfield, West Midlands. Callers to — TLC, 32 Craven Street, Charing Cross, OR to 2 Union Drive, Boidmere, Sutton Coldfield. 021 354 9764.

VALVES

Radio - T.V. - Industrial - Transmitting Projector Lamps and Semiconductors
We Dispatch Valves to all parts of the world by return of post. Air or Sea mail, 4000 Types in stock, 1930 to 1976. Obsolete types a speciality. List 30p. Quotation S.A.E. Open to callers Monday to Saturday 9.30 to 5.00 closed Wednesday 1.00. We wish to purchase all types of new and boxed Valves, Projector Lamps and Semiconductors.

COX RADIO (SUSSEX) LTD.

Dept. P.W. The Parade, East Wittering, Sussex PO20 8BN
West Wittering 2023 (STD Code 024366)

TIRRO ELECTRONICS the mail order division of **RITRO ELECTRONICS UK** offers a wide range of components for the amateur enthusiast. Large SAE or 20p brings list. **GRENFELL PLACE, MAIDENHEAD, BERKS SL6 1HL.**

BRAND NEW COMPONENTS BY RETURN

Electrolytic Capacitors 16V, 25V, 50V. 0.47, 1.0, 2.2, 4.7 & 10 mfd's. — 5p. 22, 47—5p. (50V—6p). 100—7p. (50V—8p). 220—8p. (50V—10p). 470—11p. (50V—10p). 1000/15V—15p. 1000/25V—18p. 1000/40V—35p.

Subminiature bead tantalum electrolytics. 0.1, 0.22, 0.47, 1.0 @ 35V. 4.7 @ 6.3V—8p. 2.2/35V & 4.7/25V—9p. 10/25V, 15/16V—12p. 22/16V, 33/10V, 47/6V, 68 & 100 @ 3V—14p.

Mullard Miniature Ceramic E12 Series 63V 2%, 10 pf. to 47 pf.—5p. 56 pf. to 330 pf.—4p.

Vertical Mounting Ceramic Plate Caps. 50V. E12 22 pf.—1000 pf. E6 1500 pf.—47000 pf.—2p.

Polystyrene E12 Series 63V. Hor. Mounting. 10 pf. to 1000 pf.—3p. 1200 pf. to 10000 pf.—4p.

Mullard Polyester 250V Vart. Mtg. E6 Series. .01 to .1—4p. .15, .22—5p. .33, .47—8p. .68—11p. 1.0—14p. 1.5—20p. 2.2—24p.

Mylar (Polyester) Film 100V. Vertical Mtg. .001, .002, .005—3p. .01, .02—4p. .04, .05—5p.

Miniature Film Resistors Highstab. E12 5%. 0-125 watt 10Ω to 2MΩ. 1p 0-250 watt 1Ω to 10MΩ. (10% over 1M) 1p 0-500 watt 10Ω to 2MΩ. 11p 1-1000 watt 10Ω to 10MΩ. 2p

1N4148—3p. 1N4002—5p. 1N4006—7p. 1N4007—8p. BC107/8/9, BC147/8/9, BC157/8/9, BF194 & 7—9p.

20mm. fuses .15, .25, .5, 1.0, 2.0, 3.0 & 5A—3p. Printed Circuit Holders for 20mm. fuses—5p.

Post 10p (Free over £4). Prices VAT inclusive.

THE C. R. SUPPLY CO.

127, Chesterfield Road, Sheffield S8 0RN

SMALL ADS

The prepaid rate for classified advertisements is 22 pence per word (minimum 12 words), box number 60p extra. Semi-display setting £7.50 per single column centimetre (minimum 2.5 cms). All cheques, postal orders etc., to be made payable to Practical Wireless and crossed "Lloyds Bank Ltd". Treasury notes should always be sent registered post. Advertisements, together with remittance, should be sent to the Classified Advertisement Manager, Practical Wireless, Room 2337, IPC Magazines Limited, King's Reach Tower, Stamford St., London, SE1 9LS. (Telephone 01-261 5846)

CRYSTALS as previously advertised plus: HC33/U 1-0, 2-0, 3-0, 1-008, 1-8432, 2-4576, 2-5625, MHz £3.55. 3-579 and 4-433 £1.20 each. HC18/U: 3-2768, 4-096, 4-8, 4-9152, 5-12, 6-144, 6-4, 6-5536, 6-9375, 18-432, 38-6667, 116-0, MHz £3.00. Sub-miniature HF crystals, any freq. 10-180 MHz made to order 6 weeks, £3.75. All prices post paid, no VAT. AM/CW/SSB Communication Receiver and preselector modules and kits. SAE details. P. R. GOLLEDGE ELECTRONICS, Merriott, Somerset TA16 5NS. Tel: 0460 73718.

D.V.M. THERMOMETER KIT



Based on the ICL 7106 single chip DVM the kit contains a 3/digit LCD display, a PCB, the ICL7106, and all components and instructions to make a 0-200mV FSD DVM. Components also supplied to enable this to be converted to a digital thermometer. Requires a 2mA 9V supply (PP3 battery) ONLY £21.99

TOUCH CONTROLLED LIGHTING KITS



Directly replace conventional light switches and control up to 300W of lighting. No mains rewiring. Insulated touch plates. Easy to follow instructions. TSD300K—Touchswitch with dimming facility, £5.50 TS300K—ON/OFF Touchswitch £4.00 TSA300K—Touchswitch with preset time delay £4.00

OPTO COMPONENTS 300W LIGHT DIMMER KIT £2.80

0.2" dia. LEDs		TRANSFORMERS	
Red 12p (£1/10)		6-0.5V 100mA	8p
Green 20p	Yellow 25p	9-0.9V 100mA	30p
DLT2 Dual 0.5" 7-seg		12-0.12V 100mA	55p
ORP12 LDR	£1.50		
	40p		

24 HR. CLOCK/APPLIANCE TIMER KIT



Switches any appliance of up to 1kW on and off at preset times once a day. KIT contains: AY-51230 Clock/Appliance Timer IC, 0.5" LED display, mains supply, display drivers, switches, LEDs, triac, PCBs and full instructions. ONLY £13.75 White box 56x131x71mm with red Acrylic window £2.20 White box as above ready drilled for kit £2.50

POPULAR INTEGRATED CIRCUITS

LM3911 Thermometer, Temperature Control I.C.	£1.00
ZN1034 Long Period Timer I.C.	£1.80
555 Timer	29p (4 for £1.00)
741 Op. Amp.	24p (5 for £1.00)

400V PLASTIC TRIACS ★ STAR BARGAINS ★

3A	58p	20A	165p	555	10 for £2.30
8A	74p	25A	190p	741	10 for £1.80
12A	84p	6-5A* with	2N3819	24p.	10 for £1.80
16A	105p	trigger 80p	TIC106D	5A/400V SCR	48p
*isolated	8A	80p			

QUANTITY DISCOUNTS ON REQUEST

ADD 8% V.A.T. + 25p P.A.P. MAIL ORDER ONLY TO:

T. K. ELECTRONICS

106 STUDLEY GRANGE ROAD, LONDON W7 2LX

NOSTALGIA VINTAGE RADIO COLLECTING

1920 to 1950

Receivers, valves, components, service data, historical research, books, magazines, repairs and restorations. A complete service for the collector and enthusiast of vintage radio. S.a.e. with enquiries and for monthly newsheet.

TUDOR REES (Vintage Services), 64, Broad Street, Staple Hill, Bristol BS16 5NL. Tel. Bristol 565472.

CONDITIONS OF ACCEPTANCE OF CLASSIFIED ADVERTISEMENTS

1. Advertisements are accepted subject to the conditions appearing on our current advertisement rate card and on the express understanding that the Advertiser warrants that the advertisement does not contravene any Act of Parliament nor is it an infringement of the British Code of Advertising Practice.
2. The publishers reserve the right to refuse or withdraw any advertisement.
3. Although every care is taken, the Publishers shall not be liable for clerical or printers' errors or their consequences.

2M MOSFET CONVERTER: Parts for this and other projects from various publications. Many difficult-to-obtain items.

38-6666 MHz crystals HC18u £2.75 + 20p p&p. 4-7uH Cambion chokes 60p + 15p p&p. R.F. power amplifiers. Increase the output of your hand-held transceiver or mobile. 144 to 174 MHz (Specify any 2 MHz section within these limits). 20, 40, 70 and 100 watt versions; custom built. Low-band (4m) also available.

P. N. JEVONS (ELECTRONICS)

691 CHRISTCHURCH ROAD
BOSCOMBE.
BOURNEMOUTH.

MAIL ORDER ONLY. SAE with enquiries appreciated.

SUPERPACKS FROM CODESPEED

Full Spec. Devices

- PACK C1** 5 x 12 pin Hybrid Circuits containing 16 resistors/capacitors. Ideal for P.C.B. miniaturisation. With data. 5 for 50p.
- PACK DM1** 5 x 14 pin dual in line chips each containing 23 quality matrixed signal diodes. With data. 50p.
- PACK E2** A calculator style 8 digit Liquid Crystal display 0.33" high. With data £2.85.
- PACK E3** Same as Pack E2 but 0.5" high digits. With data £4.25.
- PACK M1** Terrific value, two calculator keyboards. Only £1.00.
- PACK M2** 1 x 2102, a 1024 bit static RAM. The most popular of all random access memories in professional and amateur electronics. With full data. £1.25.
- PACK M3** Build your own calculator! MM5725 calculator chip and data book. £1.00.
- PACK P1** x MM5330 Digital Voltmeter I.C. Now you can build your own digital multimeter or panel meter with this versatile chip. With data and circuit £3.95.
- PACK T2** Back by popular demand. A high contrast 3 1/2 digit Liquid Crystal wristwatch display with data. £1.00.
- PACK T4** A 0-8" Giant red LED 12 hour clock display. Common cathode, 3 1/2 digit. An ideal size for your clock project. With data. £4.95.
- FULL SPEC. SN74 SERIES**
SN7405 60p. SN74155 £1.00. SN74156 50p. SN74164 75p. SN74170 £1.60. SN74175 60p. SN74175 60p. SN74164 75p. SN74170 £1.60. SN74175 60p. SN74175 60p.
- PACK E4** A 1 1/2" digit 0.3" high 7 segment gas discharge display. Requires 180V Anode voltage. Makes an excellent replacement for LED's in your mains operated projects. With full data—fantastic value at only 90p.
- PACK E5** Same as Pack E4, but dual digit. 90p.

Untested Devices

- PACK E1** (80% Guaranteed Good) 5 x MANS 7 segment 0-127" common cathode LED displays. Excellent value. £1.00.
- PACK DL1** (Untested—so no guarantees) Fantastic value for money. A jumbo pack of 30 mixed I.C.'s. There could be anything in this pack. linear, digital—who knows? Guaranteed a sell-out at only £1.00. Satisfaction guaranteed or return complete pack for replacement or refund.

MAIL ORDER ONLY — NO CALLERS PLEASE

Postage and Packing please add 25p (Overseas Orders add 60p)

CODESPEED P.O. Box 23, 34 Seafield Road, Copnor, Portsmouth, Hants., PO3 5BJ

MAINS TOUCH SWITCH kit. 400 watt load capacity. Details free. I. G. Bowman (Dxp. PW), 59 Fowey Avenue, Torquay, S. Devon.

Ladders

LADDERS. Varnished 20ft 9in extd. £29.72. Carr. £2.70. Leaflets. Also Alloy ext., up to 62 1/2 ft. **LADDER CENTRE (WLS2)** Halesfield (1) Telford. Tel: 586644. Callers welcome.

Service Sheets

REG. OFFICE 14B QUEENS PARADE, NORTH EALING W5 3HU

SERVICE SHEETS - COLOUR TV SERVICE MANUALS

Service Sheets for Mono TV, Radios, Record Players and Tape Recorders 75p. Please send large Stamped Addressed Envelope. We can supply manuals for most makes of Colour Television Receivers by return of post
B.R.C. PYE ECKO PHILIPS ITT/KIS SONY G.E.C. HITACHI BARD ULTRA INVICTA FERGUSON H.M.V. MARCONI AND MANY MORE
 Let us quote you. Please send a Stamped Addressed Envelope for a prompt reply. Also comprehensive T.V. repair manuals by J. M. Court. S.A.E. for details. MAIL ONLY TO

G. T. TECHNICAL INFORMATION SERVICE
 10 Dryden Chambers, 119 Oxford St., London W1R 1PA

LARGE SUPPLIER OF SERVICE SHEETS

All models at 75p. TV, Radio, Tape Recorders, Record Players, Transistors, Stereograms, Radiograms. All at 75p each plus s.a.e. except Colour TV & Car Radios. TV Sheets full-length, 24 x 12, not in bits and pieces. All other sheets also full-length. Free Fault Finding chart or TV catalogue with order.

C. CARANNA

71, Beaufort Park, London NW11 6BX. 01-458 4882

SERVICE SHEETS for Radio, Television, Tape Recorders, Stereo, etc., with free fault-finding guide, from 50p and SAE. Catalogue 25p, and SAE HAMILTON RADIO, 47 Bohemia Road, St. Leonards, Sussex.

Books and Publications

THE DALESFORD SPEAKER BOOK

by R. F. C. Stephens.

This book is a must for the keen home constructor. Latest technology DIY speaker designs. Contains full plans for infinite baffle and reflex designs for 10-100 watts, also unusual centre-bass system for those who want Hi-Fi to be "Heard and not seen". £1.85 (£2.20 post paid. \$5 Overseas).

VAN KAREN PUBLISHING
 1 SWAN STREET
 WILMSLOW
 CHESHIRE

COMPREHENSIVE TV Repair Instructions for your set £4.50 with circuit (if requested). Free catalogue unique TV/other publications. Ause (PW), 76 Church Street, Larkhall, Lanarkshire ML9 1HE.

RADIO BOOK SERVICE

WORLD RADIO TV HANDBOOK 1978 Edition	£8-25
50 CMOS IC Projects (R. A. Penfold)	£1-05
A Practical Introduction to Digital IC's	£1-05
28 Tested Transistor Projects (R. Torrens)	£1-05
50 Projects using Relay, SCR's & TRIAC's (F. G. Rayer)	£1-20
How to build your own Metal & Treasure Locators (F. G. Rayer)	£1-10
Practical Repair & Renovation of Colour TVs (C. F. Miller)	£1-05
Fun & Games with your Electronic Calculator (J. Vine)	£0-95
How to build Advanced Short Wave Receivers (R. A. Penfold)	£1-30
Radio Antenna H'book for Long Distance Reception	£0-95
50 (Fet) Field Effect Transistor Projects (F. G. Rayer)	£1-35
Servicing Transistor Radio Receivers	£0-95
Solid State Short Wave Receivers for Beginners	£1-05

PRICES INCLUDE POSTAGE & PACKING... S.A.E. FOR FULL LIST
 1 COLINDALE COURT, WICKHAM RD, BECKENHAM KENT BN1 2UW

UFO CHARTS: Map; Anti-Gravity Systems; Wave Prediction; Optical Detector; Flight Pattern; Propulsion Theory; 90p each. Pulse Induction Metal Detector. (Plans): R&E, Highlands, NEEDHAM Market, Suffolk.

WHY NOT START YOUR OWN BUSINESS REWINDING ELECTRIC MOTORS. A genuine opportunity to success. LARGE PROFITS. You can't help but make money if you follow the easy, step by step, instructions in our fully illustrated manual showing how to rewind Electric Motors, Armatures and Field coils as used in Vacuum Cleaners, Electric Drills and Power Tools. **NO PREVIOUS KNOWLEDGE IS REQUIRED**, as the manual covers in 13 chapters, where to obtain all the work you need, materials required, all instructions, rewind charts and how to take data etc. A gold mine of information. How to set up your home workshop and how to cost each job to your customer. £4.00 plus 30p P&P. UK, CWO, to INDUSTRIAL SUPPLIES, 102, Parrswood Rd., Withington, Manchester 20. Dept. PW.

Educational

GO TO SEA as a Radio Officer. Write: Principal, Nautical College, Broadwater, Fleetwood FY7 8JZ.

SERVICE SHEETS, Radio, TV etc., 10,000 models. Catalogue 24p, plus SAE with orders, enquiries. Telray, 154 Brook Street, Preston PR1 7HP.

BELL'S TELEVISION SERVICES for Service Sheets on Radio, TV, etc. 75p plus SAE. Colour TV Service Manuals on request. SAE with enquiries to B.T.S., 190 King's Road, Harrogate, N. Yorkshire. (0423) 55885.

Aerials

G2DYM ANTI-TVI TRAP DIPOLES

Models: S.W.L., £29-81: 500 watt or S.W.L., £41-06: inc. insulators, 75h. feeder, VAT and P & P. Aerial matching units S.W.L. and 500 watt 10-160 metres inc. shipping and B.C. Bands, £16-25: inc. VAT and P & P. Send 10" x 7" 12p S.A.E. and 3 x 9p stamps for full details, aerial article, test reports and testimonials.

G2DYM, LAMBDA, WHITEBALL, WELLINGTON, SOMERSET

Courses

COURSES-RADIO AMATEURS EXAMINATION. City & Guilds. Pass this important examination and obtain your G8 licence, with an RRC Home Study Course. For details of this, and other courses (GCE, professional examinations etc) write or phone —THE RAPID RESULTS COLLEGE, Dept JX1, Tuiton House, London SW19 4DS. Tel: 01-947 7272 (Careers Advisory Service) or for prospectus requests ring 01-946 1102. (24hr Recordacall).

For Sale

PRACTICAL WIRELESS May 1962 to February 1972. Practical TV. January 1965 to March 1969. Various Wireless Worlds from 1971 to 1974. Offers: SYMES, Titchborne Redlynch, Salisbury, Wilts.

NEW BACK ISSUES of "PRACTICAL WIRELESS" available 65p each post free. Open P.O./Cheque returned if not in stock. Bell's Television Service, 190 Kings Road, Harrogate, N. Yorks. Tel: (0423) 55885.

DISCOUNT BOXES, INSTRUMENT CASES, COMPONENTS



Boxes from 44p.
 LM741c 8 pin dil
 I.C.S. Discounts
 up to 20%

Send stamped self addressed envelope for pamphlet to
HARRISON BROS. P.O. Box 55, Milton Road, Westcliffe-on-Sea, Essex SSO 7LQ.

ELECTRONIC KITS—SAE for new catalogue, and clearance list of obsolete kits. AMTRON UK, 7 Hughenden Road, Hastings, Sussex.

SEEN WHISTONS CAT? 5,000 odds and ends. Mechanical/Electrical Cat. Free. WHISTON (Dept. PW), New Mills, Stockport.

7 VOLS. PRACTICAL WIRELESS between March 1959 and April 1970, £3 per volume. Tel: 06755 2342.

SIGNAL GENERATOR MARCONI TF144G. In working order. Range 85kHz to 30MHz. £25. Enquiries: Post Office Radio Station, Somerton. 0935 22811.

BULK TRANSISTORS New Tested OC42 £15/100, OC71 £10/100, OC72 £15/100. P.P. free, quantity discount 1,000 plus. Southport Electronics (Dept. PW), 134 Duke St., Southport PR8 5BZ. Tel: 0704 40678.

"RUN YOUR OWN BUSINESS" as an extra home activity. A genuine opportunity to success. Full details on receipt of SAE. Industrial Supplies, 102 Parrswood Road, Withington, Manchester 20. (Dept. PW).

Wanted

FRENCH, DUTCH, GERMAN AACHEN Philips 1950's R.F. Staged table receiver with Mono Knob wanted. Correspondence postage repaid by buyer. Barry Moss, 16 Burke Ave., Berala, Sydney, N.S.W. 2141. Australia.

OSCILLATOR Coil L7 for K.B. Transistor Portable T.P.41 or equivalent. Write to Box No. 142.

WANTED: Clean new semiconductors, IC's etc. Good prices paid. Hewitts, 52 Barkby Road, Syston, Leicester.

Electrical

STYL—Illustrated equivalents (List 28) also cartridges, leads, etc. Superb quality and service at lowest prices: Fully guaranteed, free for S.A.E. from FELSTEAD ELECTRONICS (PW), Longley Lane, Gatley, Cheshire SK8 4EE.

Tapes

CASSETTE TAPES; C60 six for £1.60. C90 four for £1.60. Case and index included. VAT paid. Please add 10% postage. West, (A2) 56 Frankwell Drive, Coventry CV2 2FB.

Miscellaneous

ATTENTION SWLs & DYers superior aerial wire 20swg, copper plated, steel core, tough pvc insulation. 4p per metre + 2p per metre carr. AMTEST, 55 Vauxhall Street, Worcester WR3 8PA.

MORSE CODE TUITION AIDS

Cassette A: 1-12 w.p.m. for amateur radio examination. Cassette B: 12-24 w.p.m. for professional examination preparation.

More by light systems available. Morse Key and Buzzer Unit for sending practice.
 Prices each Cassette (including booklets) £4-50. Morse Key and Buzzer £4-50.
 Prices include postage etc., Overseas Airmail £1-50 extra.

MHEL ELECTRONICS (Dept P.W.), 12 Longshore Way, Milton, Portsmouth PO4 8LS.

NICKEL CADMIUM BATTERIES

Rechargeable and suitable for 'fast charge' HP7 (AA) £1-13, SUB C £1-47, HP 11 (C) £2-15, HP 2 (D) £3-27, PP3 £4-05, PP3 charger £5-81. All above Nickel Cadmium batteries are guaranteed 'EVER READY' full spec, and are supplied complete with solder tags (except PP3) just in stock—New, rechargeable sealed lead acid maintenance free batteries suitable for burglar alarms etc., 1-2 amp hr. 6v. £4-40 2-6 amp hr. 6v. £5-65.

Quantity prices available on request. Date and charging circuits free on request with orders over £10 otherwise 30p post and handling (specify battery type), all prices include VAT. Please add 10% P & P on orders under £10. 5% over £10.

Cheques, postal orders, mail order to: **SOLID STATE SECURITY DEPT PW., 10, Bradshaw Lane, Parbold, Wigan, Lancs. G2575-4726.**

CW DXERS are you having trouble with clutter on the HF bands. If so this Filter could be the answer, simply plug in series with the phones and dig out the DX. Cased ready for use only £12-50. inc. PCB module only £5-75 inc. C. L. Jervis, 15 Mercer Grove, Wolverhampton.

ORDER FORM PLEASE WRITE IN BLOCK CAPITALS

Please insert the advertisement below in the next available issue of Practical Wireless for insertions

I enclose Cheque/P.O. for £.....

(Cheques and Postal Orders should be crossed Lloyds Bank Ltd. and made payable to Practical Wireless).

NAME

ADDRESS

Send to: Classified Advertisement Manager

PRACTICAL WIRELESS,
GMG, Classified Advertisement Dept., Rm. 2337,
King's Reach Tower, Stamford Street,
London SE1 9LS Telephone 91-261 5848

Rate
 22p per word, minimum 12 words. Box No. 60p extra.

Company registered in England. Registered No. 53626. Registered office: King's Reach Tower, Stamford Street, London SE1 9LS

ALFAC etch resist transfers and other p.c. board drawing materials available from stock. SAE details. Ramar Constructor Services, Masons Road, Stratford upon Avon CV37 9NF.

BUILD THE TREASURE TRACER MK III Metal Locator

- Variable tuning
- Britain's best selling metal locator kit
- Fitted with Faraday shield.
- Speaker and earphone operation
- 4,000 already sold
- Knocks down to only 17in.
- Prebuilt search coil assembly
- Thoroughly professional finish
- As seen on BBC1 and BBC2 TV
- You only need soldering iron, screwdriver, pliers and snips
- Five transistor circuit

Send stamped, addressed envelope for leaflet

Complete **£15.95** Built & tested **£20.95**
 Post £1.29 + £1.37 VAT. Post £1.29 + £1.77 VAT

MINIKITS ELECTRONICS,
 18 CLEVELAND ROAD,
 LONDON, E15 2AN (Mail order only)

CNC MILLING for those awkward panels or complicated "Special" Heat sinks or whatever—short or long runs. Please ring or send details of your requirements to: DRURY BROS, Unit No. 6, Headley Road, St Albans, Herts. Phone 65094.

LOSING DX?

RARE DX UNDER GRM? DIG it OUT from whistles and cw with a Tunable Audio Notch Filter, inc. speaker amplifier, only **£8.90**.

LOSING RADIO 47 200 KHz to Medium Wave Converter, built-in antenna, inductive (place near receiver) and coax outputs, **£9.70**.

TIME WRONG? MSF 60 KHz Receiver **£13.70**, or with parts (no case or pcb) for sequential YEAR, MONTH, DATE, DAY, HOURS, MINUTES, SECONDS display **£24.40**.

SIG. GEN. 7 10Hz-200KHz, sine/square, **£10.80**.

NO LONG WAVE? 100-600 KHz Converter, feeds your 4.1-4.6 MHz receiver, only **£9.90**.

WHERE'S THE RARE DX? 1 MHz, 100, 25 KHz Crystal Calibrator, markers to VHF, **£13.80**.

Each easy-assembly kit includes all parts, printed circuit, case, postage etc, instructions, money back assurance so **SEND off NOW**. Overseas prices—inc. **CAMBRIDGE KITS**
45 (PL) Old School Lane, Milton, Cambridge

ENAMELLED COPPER WIRE				
awg	1 lb	8oz	4oz	2oz
14-19	2.48	1.20	.60	.30
20-29	2.45	1.00	.52	.26
30-34	2.00	1.75	.90	.45
35-40	2.05	1.90	1.04	.52

Inclusive of P&N and VAT.
 SAE brings Catalogue of copper and resistance wires in all coverings.

THE SCIENTIFIC WIRE COMPANY
 PO Box 36, London E4 9BW
 Reg. Office: 22 Coningsby Gardens,

Resistors 1/2W 5% 2R2-2M2 (E12), 10 each or more of each value 90P/100. 100 assorted, our mixture 75P/100. C60 cassettes in library cases 30P each. Miniature relays 17 x 30 x 28mm 600Ω coil 4 sets change over contacts 50P each. Prices include V.A.T. Add 10% postage.

Salop Electronics, 23 Wyle Cop, Shrewsbury.

PRINTED CIRCUITS and HARDWARE

Readily available supplies of Constructors' Hardware. Printed circuit boards, top quality for individual designs. Prompt service. Send 25p for catalogue from:

RAMAR CONSTRUCTOR SERVICES
 Masons Road, Stratford-on-Avon, Warwick
 Tel: 4879

AMPLIFIERS AND TEST EQUIPMENT

GUITAR PRACTICE AMPLIFIERS. Two input with volume-mix and tone controls. Output 2 W into 8 ohms. Complete in metal case, speakers available—**£15**.

STABILIZED AND METERED POWER SUPPLIES. A range of variable and fixed voltage supplies, high and low currents to suit any bench requirements.

FUNCTION GENERATORS. Sine, square and triangular outputs in the frequency range 5Hz to 100kHz. Precision attenuation 0-60dB down on max output of 10V r.m.s. in 600 ohms. **£35**.

FREQUENCY METERS. Analogue meters for the precise measurement of frequency in the range 5Hz to 100kHz irrespective of waveform or amplitude—**£34**.

LOGI-TUTOR. Designed for schools and colleges, a compact system for understanding logic design and basic computer principles. A number of models from **£35**.

All brand new equipment made to professional standards in our own workshop. No surplus, no seconds, no odd modules, everything complete and guaranteed. Trade enquiries welcome. Stamp please for full details of these models and our custom-designed Hi-Fi amplifier systems to.

EDU-ELEQUIP, 28 Buckwood Ave, Dunstable, Beds

SUPERB INSTRUMENT CASES by Bazelli, manufactured from P.V.C. Faced steel. Hundreds of people and industrial users are choosing the cases they require from our vast range. Competitive prices start at a low 90p. Chassis punching facilities at very competitive prices, 400 models to choose from, free literature (stamp would be appreciated) **BAZELLI, Dept No. 25, St. Wilfreds, Foundry Lane, Halton, Lancaster LA2 6LT.**

BELLS AND SIRENS

CARTERS SIREN £5.53
INDUSTRIAL SIX INCH BELL £8.27

PRICES INCLUSIVE.
 SEND CHEQUE, P.O. to:

CWAS ALARM
 11 Denbrook Walk,
 Bradford BD4 0QS

6 to 12v D.C. 12v D.C.

SAE for full price list of Professional Burglar Alarm Equipment.

100 WATT GUITAR/PA/MUSIC AMPLIFIER

With superb treble, bass, Overdrive, slimline, 12 months guarantee. Unbeatable offer at **£39**. Also twin channel with separate treble/bass per channel **£48**. Money returned if not absolutely delighted within 7 days. Also fuzz boxes great sound, robust construction **£6.80**. Also 100 watt 12 in. speakers **£22.50**.

All inclusive of P.P. Send cheque or P.O. to:

WILLIAMSON AMPLIFICATION
 62 THORNCLIFFE AVENUE, DUKINFIELD,
 CHESHIRE. TEL: 061-344 5007

NOTICE TO READERS

Whilst prices of goods shown in classified advertisements are correct at the time of closing for press, readers are advised to check with the advertiser both prices and availability of goods before ordering from non-current issues of the magazine.



PB Electronics (Scotland) Ltd

Dept PW1
9 Radwinter Road, Saffron Walden, Essex CB11 3HU

All prices include VAT
Available from all good
component stockists

U-DeCnology




£7.55
+ 55p p & p

Push ICs into numbered holes no soldering, when circuit is proven working transfer component by component to matching Blob-Board NOW WITH NEW 20 PROJECT BOOK-LET.

U-DeC + control panel + IC Blob-Board + booklet + step by step instructions.


S-DeCnology



£3.78
+ 55p p & p

Build any discrete project. Simply push component into hole. No soldering. Contains 9 project booklet. Control panel. Blob-Board.

BLOB-BOARDS




please add 35p p & p
minimum order £3.00

Build any project onto Blob-Board. No layout drawings. No cutting or breaking or tracks. Roller Tinner for super soldering. Low priced. Each Blob-Board pack contains a project booklet.

CODE	SIZE mm	PRICE
2821C	115 x 78	£0.71
2841C	127 x 203	£1.90
2881C	154 x 203	£3.69
288D	165 x 241	£2.88

S-DeK-IT



£6.48
+ 55p p & p

Perfect KIT for all users of discrete components. Contains S-DeC + control panel + 9 matching Blob-Boards, 20 Jumper leads, KIT of PREFERRED VALUE RESISTORS ONLY 9 project book to build Radio-Receiver, Radio-Microphone etc. Complete in box with component tray.

SINCLAIR PRODUCTS*
Microvision TV £200. PDM £27.25. Mains adaptor £3.24. Case £3.25. 30kv probe £18.95. DM235 £47.50. Rechargeable battery units £7.95. Adaptor/charger £3.70. Case £8.50. 30kv probe £18.95. Cambridge prog calculator £13.15. prog. library £2.95. Enterprise prog. calculator £20.95.

S-DECS AND T-DECS*
S-DeC £3.39. T-DeC £4.44. U-DeCA £4.52. U-DeCB £8.73. 16dill or 10T05 adaptors with sockets £2.14.

CONTINENTAL SPECIALITIES PRODUCTS*
EXP300 £8.21. EXP350 £3.40. EXP600 £6.80. EXP650 £3.89. EXP4B £2.48. P30 £2.94. P5100 £12.74. LMI £30.99. LP1 £33.48. LP2 £19.44.

TV GAMES
Send sae for free data. new racing car tv games chip AY-3-8803 plus economy kit £20.60. tank battle chip AY-3-8710 plus economy kit £13.95. Stunt motor cycle chip AY-3-8760-1 plus economy kit £12.50. 10 game paddle 2 chip AY-3-8060 plus economy kit £12.50. AY-3-8500 chip plus economy kit £3.95. Modified shoot kit £4.96. Rifle kit £4.95. Colour generator kit £7.50. attractively cased, assembled tv games:—Stunt cycle £25.95. tank war game £30.95. 4 game models (tennis, football, squash, pelota):—black and white £10.95. colour £14.50. deluxe 6 game b/w model with pistol attachment £17.95.

MAINS TRANSFORMERS
0-3V 100ma 79p. 1 1/2 £2.35. 6-3V 1 1/2 £1.99. 9-0-9V 75ma 79p. 1a £1.99. 2a £2.60. 12-0-12V 50ma 79p. 100ma 90p. 1a £2.49. 13V 3a 95p. 15-0-15V 1a £2.79. 30-0-30V 1a £3.59.

JC12, JC20 AND JC40 AMPLIFIERS
A range of integrated circuit audio amplifiers supplied with free data and printed circuits. JC12 6 watts £1.60. JC20 10 watts £2.95. JC40 20 watts £4.20. Send sae for free data on our range of matching power and preamp kits.

FERRANTI ZN414
IC radio chip £1.05. Extra parts and pcb for radio £3.95. Case £1. Send sae for free data.

PRINTED CIRCUIT MATERIALS
PC etching kits:—economy £1.70. standard £3.82. 50 sq ins pcb 40p. 1lb FeC1 £1.05. etch resist pens:—economy 45p. dailo 73p. Small drill bits 1/32 ins or 1mm 20p each. Etching dish 68p. Laminate cutter 75p.

SWANLEY ELECTRONICS

DEPT. PW. 32 Goldsel Rd., Swanley, Kent BR8 8EZ

Callers by appointment. Please add 30p to the total cost of order for postage. Prices include VAT. Overseas customers deduct 7% on items marked * and 11% on others. Official credit orders welcome.

BATTERY ELIMINATORS
3-way models with switched output and 4 way multi-jack:—3/4/3/6V 100ma £2.51. 6/7 1/2/9V 300ma £2.75. 100ma radio models same size as a PP9 battery with press stud connectors. 9V £2.85. 6V £2.85. 4 1/2V £2.85. 9V+9V £4.50. 6V+6V £4.50. 4 1/2V+4 1/2V £4.50. Cassette recorder mains unit 7 1/2V 100ma with 5 pin din plug £2.85. Car converters 12V dc input. Output 9V 300ma £1.50. Output 7 1/2V 300ma £1.50. Output 3/4/3/6/7 1/2/9/12V 800ma £2.50.

BATTERY ELIMINATOR KITS
Send sae for free leaflet on range. 100ma radio types with press stud connectors. 4 1/2V £1.80. 6V £1.80. 9V £1.80. 4 1/2+4 1/2V £2.50. 6+6V £2.50. 9+9V £2.50. Cassette type 7 1/2V 100ma with din plug £1.80. Heavy duty 13 way types 4 1/2/6/7 1/2/11/13/14/17/21/25/28/34/42V. 1 Amp £4.65. 2 Amp £7.25. Transistor stabilized 8-way types for low hum 3/4/3/6/7 1/2/9/12/15/18V 100ma £3.20. 1 Amp £3.40. Variable voltage stabilized models. 2-18V 100ma £3.60. 2-30V 1A £6.95. 2-30V 2A £10.95. Car converters 12V dc input. Output 9/7 1/2/6V. 1 Amp stabilized £1.95.

BI-PAK AUDIO MODULES
Send sae for data. S450 tuner £23.51. AL60 £4.86. P310 £16.71. SPM50 £4.47. BMT80 £5.95. MK60 £38.74. Stereo 30 £20.12.

BULK BUY OFFERS
Minimum purchase £3 any mix from this section. IN4148 1.3p. IN4002 3.6p. BC212 8p. 741 8dill 15p. NE555 8dill 23p. 723 14dill 43p. AC76023N exact equiv. of SN76023N with improved heat sink. Plastic equivs. of popular transistors. BC109 4.4p. BCY71 4.7p. BCY72 4.4p. fuses 20mm x 5mm cartridge .5, 1, 2, 3, 5Amp. Quickblow type 0.7p. Antisurge type 3.4p. Resistors 5% E12 100hm to 10M. 1W 0.9p. 1W 1.9p. Polyester capacitors 250V .01. .022. .033. .047mf 2.7p. .015mf 1.1p. .068mf 1.4p. 0.1mf 1.5p. 0.22mf 3p. 0.33mf 2.5p. 0.47mf 4.8p. Polystyrene capacitors E12 63V 15 to 8200pf 2ip. Ceramic capacitors 50V E12 22pf to 1000pf 1.7p. E5 1500 to 33000pf 1.7p. 47000pf 2p. Electrolytics 50V .47. 1. 2mf 5p. 25V 5mf 5p. 10mf 4p. 16V 22mf 5p. 33. 47. 100mf 6p. 220. 330mf 9p. 470mf 11p. 1000mf 12p. Zeners 400mW E24 2V7 to 33V 0.1p. Preset pots sub miniature 0.1W horiz or vert 100 to 4M 8.8p. Potentiometers 1/2W 4K7 to 2M2 log or lin. Single 26p. Dual 76p.

NEW! BUILD-IT-YOURSELF TEST GEAR KIT

BASIC SERVICING INSTRUMENTS WITH EASY STAGE BY STAGE BUILDING INSTRUCTIONS—IDEAL FOR THE AMATEUR

MULTI RANGE TEST METER

A general purpose meter covering all usual ranges of A.C. and D.C. volts current and resistance measurements

AUDIO SIGNAL GENERATOR

New design covering 10Hz to 10KHz and variable output. Distortion less than 0.01% Ideal for HIFI Testing.

OSCILLOSCOPE

A basic 3" general purpose cathode ray oscilloscope for simple testing and servicing work. Sensitivity 0.3 volts/cm

SEND NOW FOR FREE DETAILS

To LERNAKITS, P.O. Box 156, Jersey.

Name _____

Address _____

Head Office and Warehouse
44A WESTBOURNE GROVE
LONDON W2 5SF
Tel: 727 5641/2/3

Z & I AERO SERVICES LTD.

Reg No. 242 1255 03

Please send all correspondence and Mail-Orders to Head Office

Retail Shop
85 TOTTENHAM COURT ROAD
LONDON W1
Tel: 580 8403
Open all day Saturday


A SELECTION FROM OUR STOCKS OF FULLY GUARANTEED FIRST QUALITY VALVES

1B3GT 0-65	6AR5 0-70	6DT6 0-80	12BA6 0-65	ECL86 0-85	GY501 0-90
1X2B 1-20	6A56 1-00	6GH8A 0-80	12BE6 0-80	EF80 0-40	GZ30 0-65
3Q4 0-75	6A57G 1-20	6GK5 0-70	12BH7A 0-75	EF85 0-40	GZ32 0-65
3S4 0-50	6AT6 0-75	6J4 1-20	12BY7A 0-80	EF86 0-60	KT66 4-50
5A05 0-75	6AU6 0-50	6JS5GT 0-80	35V4 0-70	EF92 0-75	KT88 5-80
5AT8 0-80	6AV6 0-75	6J6 0-55	50C5 1-00	EF97 0-70	OA2 0-55
5T4 0-75	6AW8A 0-75	6J7 0-80	DAF96 0-60	EF98 0-90	OA3 0-60
5U4G 0-60	6AX4GTB 1-00	6K6GT 0-85	DF96 0-60	EF183 0-70	OB2 0-60
5U4GB 0-95	6AX5GT 1-30	6L6GT 0-85	DK92 1-00	EF184 0-70	OB3 0-75
5V4G 0-75	6BA6 0-45	6N7GT 0-85	DL96 0-60	EFL200 1-20	OC3 0-75
5X8 0-90	6BE6 0-48	6Q7 0-90	ECC84 0-60	EH90 0-60	OD3 0-75
5Y3GT 0-65	6BF5 0-85	6SA7 0-80	ECC85 0-48	EL34 0-95	PABC80 0-45
5Z4GT 0-65	6BF6 0-75	6SG7 0-80	ECC86 1-25	EL36 0-95	PC86 0-85
6AB4 0-55	6BH6 0-85	6SK7 0-80	ECC88 0-75	EL81 0-65	PC88 0-85
6AB7 0-60	6BJ6 1-20	6SL7GT 0-70	ECC89 0-80	EL82 0-60	PC92 0-85
6AC7 0-80	6BN6 0-80	6SN7GT 0-70	ECC89 0-80	EL83 0-60	PC95 0-70
6AF4A 0-80	6BQ7A 0-65	6SQ7 0-80	ECC89 0-80	EL84 0-45	PC96 0-50
6AG5 0-85	6BR8A 1-20	6V6GT 0-65	ECF80 0-60	EL86 0-75	PC97 0-95
6AG7 0-65	6BS7 2-30	6X4 0-60	ECF86 0-80	EL88 0-70	PC90 1-00
6AH6 0-95	6BU8 0-85	6X5GT 0-60	ECF200 0-90	EL95 0-80	PC97 0-95
6AJ5 0-65	6BZ6 0-65	12A6 0-80	ECF201 0-90	EL504 0-80	PC98 0-50
6AK5 0-55	6BZ7 0-70	12A6 0-80	ECF801 0-95	EM80 0-65	PC85 0-60
6AK6 0-75	6C4 0-55	12A6 0-85	ECF802 0-95	EM81 0-60	PCC88 0-65
6AK7 0-85	6CS7 0-85	12A7 0-50	ECH81 0-55	EM84 0-60	PCC89 0-75
6AL5 0-40	6CU5 1-00	12A7 0-47	ECH83 0-60	EM87 1-00	PCC189 1-00
6AM6 0-70	6CU6 1-00	12A7 0-47	ECH200 0-80	EY51 0-60	PCF80 0-65
6AM8 0-70	6CY5 1-00	12A7 0-47	ECL80 0-60	EY81 0-50	PCF82 0-45
6AN5 2-50	6CY7 1-00	12AX7 1-00	ECL81 0-75	EY87 0-50	PCF84 0-65
6AN6 0-85	6DQ6B 1-45	12AY7 0-85	ECL82 0-60	EY88 0-55	PCF806 1-00
6AQ5 0-85			ECL83 1-15	EY500A 1-50	PCL81 0-65
			ECL84 0-70	EZ80 0-50	PCL82 0-80
			ECL85 0-65	EZ81 0-50	PCL84 0-75

SPECIAL OFFER OF TRANSISTORS AND I.C.'s

*CA741CG 8-PIN	D.I.L.	0-20
*LM555CN 8-PIN	D.I.L.	0-25
*MM5316		2-25
*AD161	0-32	BC308 0-08
*AD162	0-32	BC327 0-08
BC237	0-08	BC337 0-08
BC238	0-08	BC547 0-08
BC239	0-08	BC557 0-08
BC307	0-08	*2N3055 0-45

R.C. OSCILLATOR G3-36



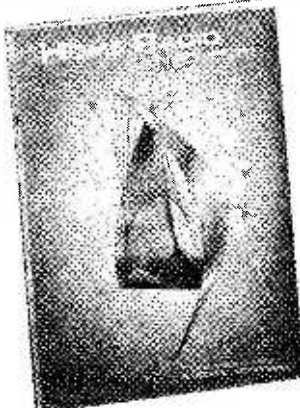
Range: 20Hz-200 kHz in four decades, sine wave and square wave. Output: at least 5 volts into 600Ω sine wave and 4000Ω square wave. Built-in microammeter output indicator. 200-240v Mains operation. Attenuation ratio 1-10-100-1000. Fully transistorised, light weight.

PRICE £37.50*
Delivery charge £2.50*

VAT is not included. Please add 12½% on all items except those marked with asterisk, on which VAT is 8%. Postage and packing charges are £0.10 per £ subject to a minimum of £0.30. Minimum order charge for Approved Credit customers £20.00. Minimum Transaction Charge for mail orders £1.00.

OUR NEW 1977/1978 CATALOGUE IS NOW READY AND WILL BE SENT ON RECEIPT OF REMITTANCE FOR £0.30

THIS is the Catalogue you need to solve your component buying problems!



- The finest components catalogue yet published.
- 128 A-4-size pages.
- About 2,500 items clearly listed and indexed.
- Profusely illustrated.
- Bargain List sent free.
- At £1.25, incl. p. & p., the catalogue is a bargain.

Send the coupon below now.
HOME RADIO (Components) LTD.,
Dept. P.W., 234-240 London Road,
Mitcham, Surrey CR4 3HD

Please write your Name and Address in block capitals

NAME

ADDRESS



HOME RADIO (Components) LTD., Dept. P.W., 234-240 London Road, Mitcham, Surrey CR4 3HD. (Regn. No London 912966)

POST THIS COUPON with cheque or P.O. for £1.25

JONES ELECTRONIC SUPPLIES

588, ASHTON RD., HATHERSHAW, OLDHAM, LANCs.

TEL: 061-652-9879

Retail Shop Open Mon., Thurs., Fri., 9a.m.-7.30 p.m. Weds & Sat. 9 a.m.-6 p.m. Tues. 9a.m.-1 p.m.

V.A.T. 8% except * 12½%. P & P 15p.

C.MOS	£1.40	7400	TTL	13p	7447	80p
4001	17p	4046	95p	7401	13p	7451
4002	17p	4047	48p	7402	16p	7470
4011	19p	4049	53p	7403	16p	7472
4013	45p	4050	53p	7404	19p	7473
4014	85p	4070	55p	7406	36p	7474
4015	85p	4502	55p	7407	36p	7475
4016	82p	4508	£2.99	7408	19p	7476
4017	85p	4510	£1.51	7410	14p	7486
4018	85p	4511	£1.75	7413	36p	7498
4023	19p	4516	£1.90	7414	74p	7496
4027	52p	4518	£1.20	7416	36p	74107
4028	87p	4528	£1.20	7420	16p	74141
4042	85p	4536	£3.50			

741 OP AMP	18p	P&P 60p. VAT. 8%	
LM 380N	95p	6-0-6 100 m.a.	83p
BC 109C	13p	6-0-6 1.5 amps	£3.20
BC 108	7p	12-0-12 100 m.a.	99p
Electrolytic Cap. 50 for 99p (p&p 30p)		9-0-9 1 amp	£2.44
3" 8Ω SPKR	99p (p&p 30p)	12-0-12 1 amp	£2.69
Telephone pick-up coil	£1.44 (p&p 30p)	15-0-15 1 amp	£2.69
	92p	30-0-30 1 amp	£3.10
		30-0-30 2 amp	£5.50

Transistors	IED'S 0-2"	6 × mixed value pots 65p
BC107 4p	yellow 12p	20 × NPN audio trans. 35p
BC108 5p	green 14p	10 × mixed W/W resistors 24p
BC109 5p	orange 14p	10 × ceramic capacitors 12p
AC128 6p	General use	10 × mixed zener diodes 30p
BD187 32p	P-channel	18 × mixed small resistors 12p
BYX88 series	FET's 12p	3 × toroidal cores mix/sizes 40p
Zener diodes	Jap type transistor	Transistorised Inverter
2V7 to 33v 4p	audio output trans-	panel assembly. 12v dc in-
15/16v metal	formers no data 18p	200/240v AC 50Hz sq/wave
cased 6p	Button type nicads	20 watts out, 2" × 4" × 3" new
	1-2v 50ma 32p	at £3.75 plus 30p p/p

Please note some devices are identified & marked by us and may not be full spec. Callers by appointment.

ELECTROVANCE

125 Hazlebury Road, London SW6 2LX