

RADIO... ELECTRONICS... INSTRUMENTS... AUDIO...

# practical WIRELESS

45p

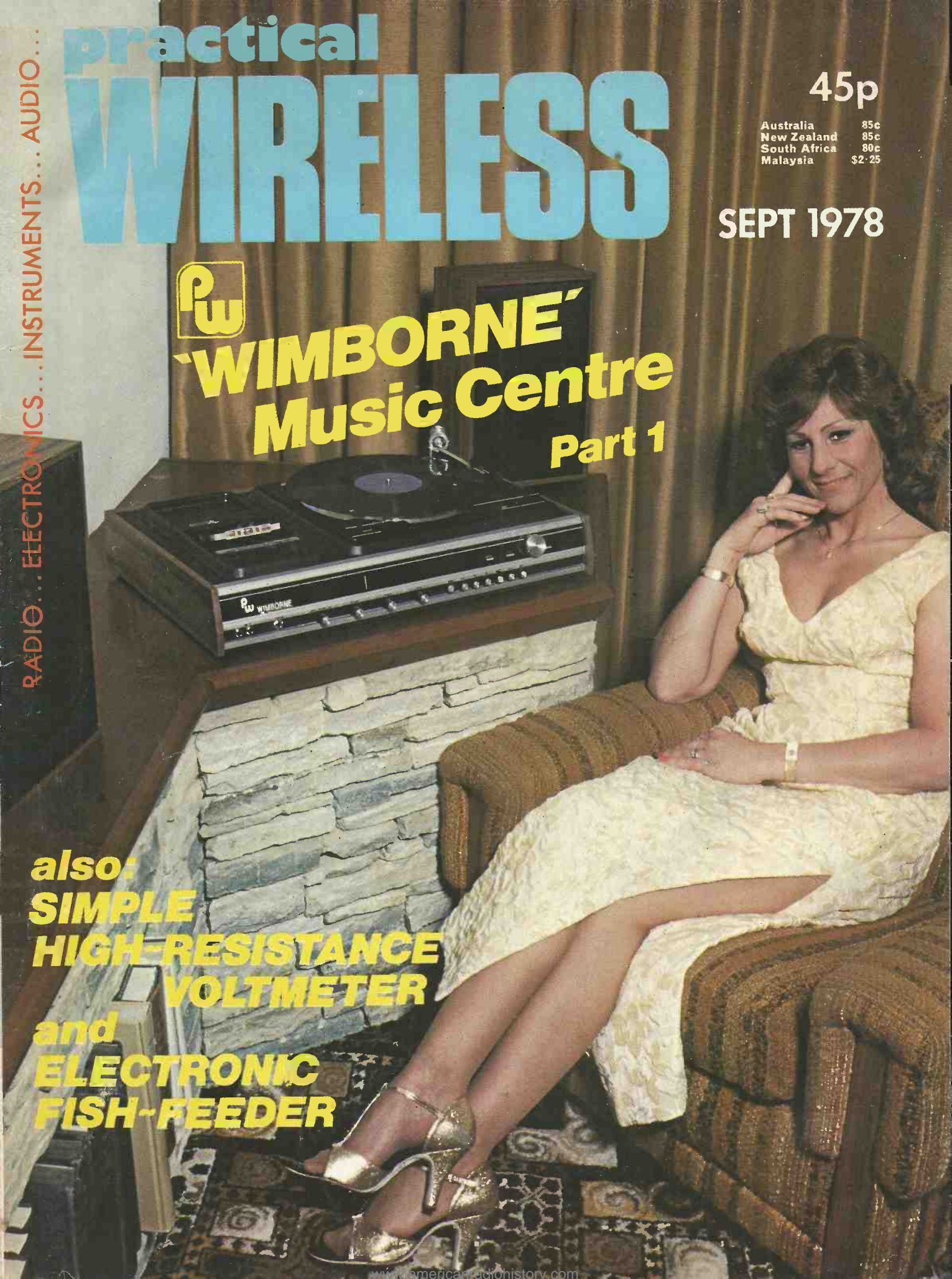
Australia 85c  
New Zealand 85c  
South Africa 80c  
Malaysia \$2.25

SEPT 1978



## 'WIMBORNE' Music Centre Part 1

also:  
**SIMPLE  
HIGH-RESISTANCE  
VOLTMETER**  
and  
**ELECTRONIC  
FISH-FEEDER**





# practical WIRELESS

SEPTEMBER 1978  
VOLUME 54  
NUMBER 5  
ISSUE 859

BRITAIN'S LEADING JOURNAL FOR THE RADIO & ELECTRONIC CONSTRUCTOR

Published by IPC Magazines Ltd., Westover House, West Quay Rd., POOLE, Dorset BH15 1JG

## COPYRIGHT

© IPC Magazines Limited 1978. Copyright in all drawings, photographs and articles published in *Practical Wireless* is fully protected and reproduction or imitation in whole or in part is expressly forbidden. All reasonable precautions are taken by *Practical Wireless* to ensure that the advice and data given to readers are reliable. We cannot however guarantee it and we cannot accept legal responsibility for it. Prices are those current as we go to press.

## CORRESPONDENCE

All correspondence regarding advertisements should be addressed to the Advertisement Manager, "Practical Wireless", King's Reach Tower, Stamford Street, London SE1 9LS. All other correspondence should be addressed to the Editor, "Practical Wireless", Westover House, West Quay Road, Poole, Dorset BH15 1JG.

## BINDERS AND INDEXES

Binders (£2.85) and Indexes (45p) can be supplied by the Post Sales Department, IPC Magazines Ltd., Lavington House, 25 Lavington Street, London SE1 0PF. Both prices include postage and VAT. Overseas orders for binders should include 60p to cover despatch and postage. All remittances should be made payable to IPC Magazines Limited. Commencing with Volume 52, the Index is included in Number 1 of the following Volume.

## BACK NUMBERS

Some back issues, mostly those published during the last two years, are available from our Post Sales Department (address above) at 65p each, including postage and packing to both home and overseas destinations. Remittances should be made payable to IPC Magazines Limited.

## SUBSCRIPTIONS

Subscriptions are available to both home and overseas addresses at £10.60 per annum, from "Practical Wireless" Subscription Department, Oakfield House, Perrymount Road, Haywards Heath, West Sussex RH16 3DH. Remittances should be made payable to IPC Services Limited.

## QUERIES

We do not operate a Technical Query Service except on matters concerning constructional articles published in *PW*. We cannot offer advice on modifications to our published designs, nor comment on alternative ways of using them. We do not supply service sheets nor information on commercial radios, TVs or electronic equipment.

All queries must be accompanied by a stamped self-addressed envelope, otherwise a reply cannot be guaranteed. We cannot answer technical queries over the telephone.

## NEWS & VIEWS

- 20 **Editorial**  
A Professional Finish
- 20 **PW Personality**  
Geoffrey C. Arnold
- 21 **News . . . News . . . News . . .**
- 39 **Letters**  
Comments from PW readers
- 42 **Special Product Report**  
Home Radio Electronic Workshop
- 50 **Production Lines** *Alan Martin*  
Information on the latest products
- 51 **Kindly Note**  
"Jubilee" Electronic Organ. Active Tone Control, March 1978  
"Bovington" Tank Game, June 1978. A.M. Receivers—1 August 1978
- 65 **Hotlines** *Ginsberg*  
Recent developments in electronics
- 66 **On the Air**  
Amateur Bands *Eric Dowdeswell G4AR*  
MW Broadcast Bands *Charles Molloy G8BUS*  
SW Broadcast Bands *Charles Molloy G8BUS*  
VHF Bands *Ron Ham BRS 15744*  
VHF Personality—Anthony Mann *Ron Ham BRS 15744*

## FOR OUR CONSTRUCTORS

- 22 **Wideband Calibrated Attenuator** *M. Tooley*  
Provides accurate attenuation from 0-20dB
- 28 **PW "Avon" 2m Transmitter—3**  
Digital Display *R. A. Ganderton*  
Power Supply *N. Foot G8MCQ*
- 36 **Electronic Fish Feeder** *G. F. Smith B.Sc. M.Sc.*  
Keep your fish happy while you're on holiday
- 44 **PW "Wimborne" Music Centre—1** *N. B. Matthey*  
Introduction and cabinet details
- 52 **Simple High-Resistance Voltmeter** *C. Attenborough*  
An economical design based on the CA3130 op. amp
- 54 **PW "Purbeck" Oscilloscope—6** *Ian Hickman*  
Case details, calibration and setting up.

## GENERAL INTEREST

- 24 **IC of the Month** *Brian Dance M.Sc.*  
The TBA120 series of i.f. devices
- 32 **Introduction to Logic—3** *S. A. Money*  
Flip-flops and registers
- 40 **So You Want to Pass the RAE?—New Scheme**  
*John Thornton-Lawrence GW3JGA and Ken McCoy GW8CMY*  
The new examination format for 1979
- 60 **Modernising a Valved Receiver** *R. Brett-Knowles*  
New wine for old bottles!

Our October issue will be published on September 1st  
(for details see page 43)

### OUR COVER

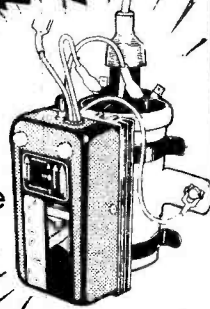
Relaxing to music from the "Wimborne" Music Centre is our PW secretary Sylvia Barrett

# The latest kit innovation!

from **Sparkrite**

*Sparkrite was featured by Shaw Taylor in "DRIVE IN"*

the quickest fitting  
**CLIP ON**  
capacitive discharge  
electronic ignition  
in KIT FORM



- Smoother running
- Instant all-weather starting
- Continual peak performance
- Longer coil/battery/plug life
- Improved acceleration/top speeds
- Optimum fuel consumption

Sparkrite X4 is a high performance, high quality capacitive discharge, electronic ignition system in kit form. Tried, tested, proven, reliable and complete. It can be assembled in two or three hours and fitted in 1/3 mins. Because of the superb design of the Sparkrite circuit it completely eliminates problems of the contact breaker. There is no misfire due to contact breaker bounce which is eliminated electronically by a pulse suppression circuit which prevents the unit firing if the points bounce open at high R.P.M. Contact breaker burn is eliminated by reducing the current to about 1/50th of the norm. It will perform equally well with new, old, or even badly pitted points and is not dependent upon the dwell time of the contact breakers for recharging the system. Sparkrite incorporates a short circuit protected inverter which eliminates the problems of SCR lock on and, therefore, eliminates the possibility of blowing the transistors or the SCR. (Most capacitive discharge ignitions are not completely foolproof in this respect). The circuit incorporates a voltage regulated output for greatly improved cold starting. The circuit includes built in static timing light, systems function light, and security changeover switch. All kits fit vehicles with coil/distributor ignition up to 8 cylinders.

**THE KIT COMPRISES EVERYTHING NEEDED**

Die pressed epoxy coated case. Ready drilled, aluminium extruded base and heat sink, coil mounting clips, and accessories. Top quality 5 year guaranteed transformer and components, cables, connectors, P.C.B., nuts, bolts and silicon grease. Full instructions to assemble kit neg. or pos. earth and fully illustrated installation instructions.

NOTE— Vehicles with current impulse tachometers (Smiths code on dial RV1) will require a tachometer pulse slave unit. Price £3.35 inc. VAT, post & packing.

Electronic Design Associates, 82 Bath Street, Walsall, WS1 3DE

Electronics Design Associates, Dept. PW9  
82 Bath Street, Walsall, WS1 3DE. Phone: (9) 614791

Name .....

Address .....

Phone your order with Access or Barclaycard

Send SAE if brochure only required.

Inc. V.A.T. and P.P.

QUANTITY REQ'D.

I enclose cheque/PD's for

X4 KIT	£14.95	
TACHS PULSE SLAVE UNIT	£3.35	

£

Cheque No. ....

Please state polarity pos. or neg. earth

Access or Barclaycard No. ....

**Random FLASHER UNIT**  
Wired ready for use Complete with three 100 watt coloured lamps that flash independently at random  
**£19.95**

**TWIN BANK 6 LIGHT UNIT**  
(less lamps) LENGTH 14 1/2 inches  
BC Fitting **£11.35**  
E.S. Fitting **£11.35**  
EACH

**Sound to Light MASTER UNIT**  
600 WATTS PER CHANNEL  
**£30.95**  
INCLUDING CHANNEL OUTPUT PLUGS AND MAINS INPUT SOCKET

**TYPE A SPOT**  
(less lamp)  
BC Fitting | E.S. Fitting  
**£2.30 EACH** **£2.30 EACH**

**TYPE B 3 BANK UNIT**  
(Less Lamps)  
BC. Fitting **£7.99** E.S. Fitting **£7.99**

**TWIN BANK 12 LIGHT UNIT**  
Length 31 1/2  
BC. Fitting **£18.50** E.S. Fitting **£18.50**  
EACH EACH

**100 WATT SPOT LAMPS**  
RED, YELLOW, GREEN BLUE, CLEAR  
Maximum 3 lamps each  
**£1.50** each **£4.50**  
B.C. or E.S. Fitting

ALL PRICES INCLUDE V.A.T. and POST & PACKING (These prices apply to the United Kingdom only) Reg No. 174 3303 80

**ALBEN ENGINEERING CO. LTD.**  
DEPT. P W THE CRESCENT, WORSTHORNE,  
BURNLEY, LANCS. Tel Burnley 20940

THE COMMUNICATIONS RECEIVER THAT HAS IT ALL . . .



# FRG-7

The finest general-coverage synthesised communications receiver on the market

**£200.00 inc. VAT**

Also available from us with special 2m converter, all for just an extra **£15.00**

Phone for details of current stocks, both new and secondhand

**AMATEUR RADIO EXCHANGE**

2 Northfield Road, Ealing, London, W.13.

Tel: 01-579 5311

Easy terms up to 3 years

Credit Card Sales by Telephone

Closed all day Wednesday


# READERS PCB SERVICES

AND NOW WE ARE PLEASED TO ANNOUNCE OUR  
**SPECIAL OFFERS SERVICE**

BELOW ARE OUR SPECIALLY SELECTED-BRANDED PRODUCTS OFFERED AT MUCH REDUCED PRICES TO P.W. READERS. ITEMS OFFERED WILL VARY MONTHLY.

PLEASE NOTE OUR NEW MAILING ADDRESS:—

**BOX 11, FLEET HOUSE—WELBECK STREET  
WHITWELL — Nr. WORKSOP — NOTTS**  
Tel: (0909) 720695 TELEX: 547616 FLEET G



**WATCH BATTERIES ALWAYS AVAILABLE—ANY TYPE 49p each**

**A GLCDB4. L.C.D. WATCH**  
7 Function Gents L.C.D. quartz watch combining American electronics with a Stainless Steel case & fully adj. strap. FUNCTIONS: Hrs, mins, secs, date, month, alternating time/date, back light. Water resistant. PRICE: £11.88 + 50p P & P.

**B LCCRO1. L.C.D. CRONOGRAPH WATCH**  
Up to 25 Function: 6 digit display of Hrs., mins, seconds, day, date, month. Measures nett times, Lap times, place times to 1/100th second. Swiss Stainless Steel case & fully adj. strap. Back light. American electronics. Will record time elapsed whilst displaying watch functions or date. Water resistant. PRICE: £20.56 + 50p P & P.

**C SOLAR 1. SOLAR POWERED/CHARGED WATCH**  
A superbly engineered 10 function SOLAR watch. Will operate without batteries even in subdued or artificial light. Batteries fitted provide power at night for watch & back light, these being charged by the solar panel during the day. Functions: Hrs, mins, secs, day, date, month AM/PM Indc, Date Indc, Alternating Time/Date. Super stylish 'Polished' stainless steel case & fully adj. strap. PRICE: £25.98 + 50p P & P.

**D LLCDS. LADIES L.C.D. WATCH**  
American/Swiss very practical everyday ladies watch. Functions: hrs, mins, secs, date, month, back light, alt. Time/Date. In a water resistant, stainless steel case & Adj. strap. Size: approx. 18mm face x 8mm thick. PRICE: £15.99 + 50p P & P.

**E LLCD/3S. LADIES COCKTAIL L.C.D. WATCH**  
Very, very elegant indeed. A beautifully finished slender cocktail bracelet housing a 7 function L.C.D. watch. This watch goes to all the best dinners and parties. Fully fashioned stainless steel fully adj. Functions: Hrs., mins, secs, date, month, alt. time/date. PRICE: £26.50 + 50p P & P.

**F LLED/43. SHUGAR L.E.D. COCKTAIL**  
For the night bird: A 6 function L.E.D. watch housed in a pretty cocktail bracelet. Functions: Hrs, mins, secs, day, date, month. Gold or silver. PRICE: £13.99p. + 50p P & P.

**G LLED/45. LADIES L.E.D. WATCH**  
As LLED/43 but housed in an everyday stainless steel case & strap. PRICE: £9.50 + 50p P & P.

**H TRA/CA12. L.E.D. ALARM/CLOCK RADIO**  
(FM/MW) Radio combined with L.E.D. Alarm clock. PRICE £24.65 + £1.25 P & P.

WATCH THIS PAGE FOR OUR FUTURE OFFERS AT TRADE PRICES.

**I RA1. 8 Waveband AM/FM/SW Mains/batt RADIO**  
The UNIQUE VEGA SELENA FEATURES:— 5 short Wave Bands: 80 to 180 + 42 to 50 + 30.4 to 32.5 + 24.7 to 26 + 19.3 to 20 Mtrs. A/M—L/W & M/W. F.M. with A.F.C. Panel lighting: Full tone control; Extending rod aerial. Oppts. S/W & F/M; Batt/Tuning Indc. SOCKETS FOR: External 60 ohm Aerial + A/M Aerial; Tape Recorder Rec/playback; Earth. The Vega Selena WEIGHS 9 lbs. Finished in black with silver trims and a real wood surround. PRICE: £32.95 + £1.75 P & P.

**J MR/218C L.E.D. Clock Radio Alarm (Mains)**  
FEATURES: 24 hr time and alarm clock + A/M, F/M Radio. Full alarm features include snooze timer, radio set and off. Radio sleep timer. Bright green 12hr LED display with A/M, P/M indicator. PRICE: £21.75 + £1.25 P & P.

**K AM/FMIL DIGITAL CLOCK/RADIO/ALARM**  
As MR/218C but available AM/FM only and Mech. digital display. Usual full, large, snooze, radio/buzzer alarm facilities. PRICE: £16.95 + 50p P & P.

**L CRA28 L.C.D. TRAVELING ALARM CLOCK**  
Features: 12 hour time and alarm clock (12 hour display with AM/FM indicator). Nite/ife, 4 minute snooze timer. Large 12-5mm display. Super elegant design. The alarm effective not silly. Brush finish. Size: 3" x 4 1/2" x 20mm thick. 2 cheap dry batteries provide over 1 year's normal use. PRICE: £16.95 + 50p P & P.

## PW PCBs

PLEASE SUPPLY SPECIAL OFFERS/P.C.B.s AS INDICATED BY TICK/S IN BOX/ES.

Issue	Project	Ref	Price P/P	
Dec 75	Sound-To-Light Display	DN0798	1.15+12	<input type="checkbox"/>
Dec 75	Disco System, Amp (2 req'd) each	AM0421	4.40+22	<input type="checkbox"/>
Dec 75	Disco System, Light Modulator	AM0429	3.50+22	<input type="checkbox"/>
Mar 76	CMOS Crystal Calibrator	AM0438	1.19+12	<input type="checkbox"/>
July 76	Disco Preamplifier	A003	0.65+12	<input type="checkbox"/>
Oct. 76	Digital Car Clock (set)	A011/012/013	2.58+12	<input type="checkbox"/>
Oct 76	Interwipe	DN8JM	0.80+12	<input type="checkbox"/>
Oct 76	Video-Writer (set)	D002/3/4/6 A1007	21.44+50	<input type="checkbox"/>
Nov 76	Cirtest Probe	A018	0.48+12	<input type="checkbox"/>
Nov 76	Burglar Alarm	A019	0.50+12	<input type="checkbox"/>
Dec 76	Chromachase	A021	5.70+22	<input type="checkbox"/>
Jan 77	Oscilloscope Calibrator	A023	1.25+12	<input type="checkbox"/>
Apr 77	Gas/Smoke Sensor Alarm	A028	0.65+12	<input type="checkbox"/>
May 77	2-Way Intercom	D019	1.28+12	<input type="checkbox"/>
May 77	Protected Battery Charger	A027	2.38+12	<input type="checkbox"/>
May 77	Seekit Metal Locator	A031	3.38+12	<input type="checkbox"/>
June 77	Versatile AF Generator	A033	2.38+12	<input type="checkbox"/>
June 77	Tele-Games	D029	3.22+12	<input type="checkbox"/>
July 77	20W IC Amplifier	A034	1.38+12	<input type="checkbox"/>
July 77	Radio 2 Tuner	A035	1.68+12	<input type="checkbox"/>
July 77	Digital Clock Timer	A036	3.28+12	<input type="checkbox"/>
Aug 77	Shoot (Telegames)	D035	1.55+15	<input type="checkbox"/>
Aug 77	Atomic Time Receiver	D038	2.65+15	<input type="checkbox"/>
Aug 77	Morse Code Tutor Cards (SRBP)	A037	4.75+15	<input type="checkbox"/>
Sept 77	Jubilee Electronic Organ	A038	19.00+75	<input type="checkbox"/>
Sept 77	Electronic Car Voltage Regulator	D037	1.25+12	<input type="checkbox"/>
Oct 77	Audio Level Indicator	D039	0.98+12	<input type="checkbox"/>
Oct 77	Sine-Square Wave Generator	D040	2.35+15	<input type="checkbox"/>
Nov 77	Laboratory Power Supply	A039	3.50+12	<input type="checkbox"/>
Jan 78	Direct Conversion Receiver	DN43	1.85+15	<input type="checkbox"/>
Jan 78	Proportional Power Controller	DN9JM	0.78+12	<input type="checkbox"/>
Mar 78	Audio/Visual Logic Probe	R001	1.40+15	<input type="checkbox"/>
Apr 78	Europa Stereo Amplifier	R002	9.55+45	<input type="checkbox"/>
May 78	DX'ers Audio Filter	D001	2.35+15	<input type="checkbox"/>
June 78	Bovington Tank Game	R006	3.80+20	<input type="checkbox"/>
June 78	Audio Distortion Meter (set)	R007/8/9/10	6.75+25	<input type="checkbox"/>
June 78	Darkroom Timer	R011	1.55+15	<input type="checkbox"/>
July 78	Avon Transmitter	R015/16/19/20	5.10+40	<input type="checkbox"/>
July 78	Digital Lock	R002	1.25+15	<input type="checkbox"/>
July 78	Morse Tutor	R014	2.35+15	<input type="checkbox"/>
Aug 78	Point Motor C.D. Supply	D005	1.25+15	<input type="checkbox"/>

Post and packing is for one board or set of boards or one item. Prices include VAT. Remittances with overseas orders must be sufficient to cover despatch by sea or air mail as required.

I enclose Postal Order/Cheque ACCESS welcome.  
Send card number only.

No.....

for £..... made payable to READERS PCB SERVICES LTD.  
Box 11, Fleet House, Welbeck St., Whitwell, Nr. Worksop, Notts.

NAME .....

ADDRESS .....

..... Post Code .....


Any correspondence concerning this service must be addressed to READERS PCB SERVICES and not to the Editorial offices.

**ALL ITEMS FULLY GUARANTEED 12 MONTHS. ALSO MONEY BACK WITHIN 7 DAYS IF NOT ENTIRELY SATISFIED.**

**IF YOU DO NOT WANT TO MUTILATE THIS MAG. YOUR WRITTEN ORDER IS ACCEPTABLE.**



# RADIO EXCHANGE LTD.



## NEW ELECTRONIC MASTER KIT

**WITH SPECIAL V.H.F. TUNER MODULE TO CONSTRUCT.** A completely Solderless Electronic Construction Kit, with ready drilled Bakelite Panels, Nuts, Bolts, Wood Screws etc. Also in the kit: Transistors, Capacitors, Resistors, Pots, Switches, Wire, Sleeving, Knobs, Dials, 5" x 3" Loudspeaker and Speaker Case, Crystal Earpiece, etc. Also ready wound Coils and Ferrite Rod Aerial. These are the Projects you can build with the components supplied with the kit, together with comprehensive Instruction Manual Pictorial and Circuit Diagrams.

**PROJECTS:** V.H.F. Tuner Module ★ A.M. Tuner Module ★ M.W. L.W. Diode Radio ★ Six Transistor V.H.F. Earpiece Radio ★ One Transistor M.W. L.W. Radio ★ Two Transistor Metronome with variable beat control ★ Three Transistor and Diode Radio M.W. L.W. ★ Four Transistor Push Pull Amplifier ★ Eight Transistor V.H.F. Loudspeaker Receiver ★ Variable A.F. Oscillator ★ Jiffy MultiTester ★ Four Transistor and Diode M.W. L.W. Radio ★ A.F. R.F. Signal Injector ★ Five Transistor Push Pull Amplifier ★ Sensitive Hearing Aid Amplifier ★ Three Transistor and Diode Short Wave Radio ★ Signal Tracer ★ Three Transistor Push Pull Amplifier ★ One Transistor Class A Output Stage to drive Loudspeaker ★ Sensitive Transistor Pre-Amp ★ Transistor Tester ★ Sensitive Three Transistor Regenerative Radio ★ Four Transistor M.W. L.W. and Diode Tuner ★ Five Transistor M.W. L.W. Trawler Band Regenerative Radio ★ Five Transistor V.H.F. Tuner ★ Three Transistor Code Practice Oscillator ★ Five Transistor Regenerative Short Wave Radio ★ Four Transistor and two Diodes M.W. L.W. Loudspeaker Radio ★ Seven Transistor M.W. L.W. Radio with Loudspeaker Push Pull output ★ One Transistor Home Broadcaster.

**£14.99 + P & P £1.10**


## NEW ROAMER TEN MODEL R.K.3

**MULTIBAND V.H.F. AND A.M. RECEIVER.**

**13 TRANSISTORS AND SIX DIODES. QUALITY 4" ROUND LOUDSPEAKER.**

**WITH** Multiband V.H.F. section covering Mobiles, Aircraft, T.V. Sound, Public Service Band, Local V.H.F. Stations, etc. and Multiband A.M. section with Airspaced Tuning Capacitor for easier and accurate tuning, covering M.W.1, M.W.2, L.W. Three Short Wave Bands S.W.1, S.W.2, S.W.3 and Trawler Band. Built-in Ferrite-Rod Aerial for Medium Wave, Long Wave and Trawler Band, etc., Chrome Plated 7 section Telescopic Aerial, angled and rotatable for peak Short Wave and V.H.F. reception. Push-Pull output using 600mW Transistors. Gain, Wave-Change and Tone Controls. Plus two Slider Switches. Powered by P.P.9—9 volt Battery.

Complete kit of parts including carrying strap. Building Instructions and operating Manuals. **£14.79 + P & P £1.10**



## NEW MODEL R.K.1

MultiBand A.M. Receiver. M. W. L. W. Trawler Band and Three Short Wave Bands. Seven Transistors and Four Diodes. Push Pull Output stage. 5" x 3" Loudspeaker. Internal Ferrite Rod Aerial. Kit includes all parts to build it up including Carrying Strap, Rubber Feet and ready-drilled Panels. Comprehensive Instruction Manual for stage by stage construction. Uses P.P.9 Nine Volt Battery.




**£8.99 + P & P 90p**

## ELECTRONIC CONSTRUCTION KIT

**E.C.K. 2 Self Contained Multi-Band V.H.F. Receiver Kit.**


8 transistors and 3 diodes. Push pull output. 3in. loudspeaker, gain control, 7 section chrome plated telescopic aerial V.H.F. tuning capacitor, resistors, capacitors, transistors, etc. Will receive T.V. sound, public service band, aircraft, V.H.F. local stations, etc. Operates from a 9 volt P.P. 7 battery (not supplied with kit)



Complete kit of parts **£7.95 + P & P and Ins. 90p**

## RADIO CONSTRUCTION KIT Q7

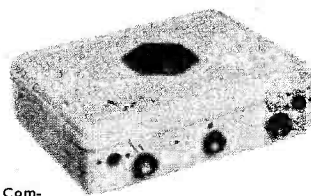
A compact small radio kit covering Medium Wave and Long Wave bands. Rugged Micanite construction and simple square design allows for easy carrying and positioning. Ideal for the Garage, Workroom, Kitchen, etc., has seven Transistors and Four Diodes, quality Loudspeaker, ready wound Ferrite Rod Aerial and Carrying Strap. Size 4½" x 4½" x 4½".



**£6.25**

All parts and plans excluding 9v PP7 Battery.

**P&P/Ins. 75p.**



## EDU-KIT MAJOR COMPLETELY SOLDERLESS ELECTRONIC CONSTRUCTION KIT BUILD THESE PROJECTS WITHOUT SOLDERING IRON OR SOLDER

Complete kit of parts including construction plans Total building costs

**£9.99**

**+ P & P and Ins. £1.10**

- 4 Transistor Earpiece Radio
- Signal Tracer
- Transistor Tester
- NPN—PNP
- 4 Transistor Push Pull Amplifier

- 5 Transistor Push Pull Amplifier
- 7 Transistor Loudspeaker Radio MW/LW.
- 5 Transistor Short Wave Radio
- Electronic Metronome
- Electronic Noise Generator

- Batteryless Crystal Radio
- One Transistor Radio
- 2 Transistor Regenerative Radio
- 3 Transistor Regenerative Radio
- Audible Continuity Tester
- Sensitive Pre-Amplifier

- 24 Resistors ● 21 Capacitors ● 10 Transistors ● 5" x 3" Loudspeaker
- Earpiece ● Mica Baseboard ● 3 12-watt Connectors ● 2 Volume Controls
- 2 Slider Switches ● 1 Tuning Condenser ● 3 Knobs ● Ready Wound MW/LW/SW Coils ● Ferrite Rod ● 6½ yards of wire ● 1 yard of sleeving, etc.

## E.V.6. PLUS ONE

Build this exciting new design. Now with 7 Transistors and 4 diodes. MW/LW. Powered by 9V battery. Ferrite rod aerial, tuning condenser, volume control, and now with 3in. loudspeaker. Attractive case with red speaker grille. Size 9in. x 5½in. x 2½in. approx. All parts including Case and Plans.

Total Building Costs **£6.95 + P & P and ins. 90p**



## V.H.F. AIR CONVERTER KIT

Build this converter kit and receive the aircraft band by placing it by the side of a radio tuned to medium wave or the VHF band and operating as shown in the instructions supplied free with all parts. Uses a retractable chrome plated telescopic aerial, gain control, V.H.F. tuning capacitor, transistor, etc.

All parts including case and plans **£4.95 + P & P and Ins. 60p**



## To: RADIO EXCHANGE LTD

61A High Street, Bedford MK40 1SA

Tel.: 0234 52367

REG NO. 788372

- Callers side entrance "Lavells" Shop.
- Open 10-1, 2.30-4.30 Mon.-Fri. 9-12 Sat.

I enclose £.....for.....

Name .....

Address .....

PW878

**ALL PRICES INCLUDE VAT**

# Marconi could have used a Joystick Antenna

—to very good effect, if only G3CED had been around to invent it! The Master himself was a dab hand at tuning up antennae of various sizes and configurations but he might have got his 'S' another 'point' (sorry) in Newfoundland with the Joystick VFA (Variable Frequency Antenna, 5-30 Mhz).

But his loss is the gain of today's radio receiving and transmitting enthusiasts who can use one of our systems in even the most confined of spaces with enviable results (enthusiastic world-wide testimonials on our files).

IN USE BY AMATEUR TRANSMITTING AND SWL STATIONS WORLD-WIDE AND IN GOVERNMENT COMMUNICATION

## SYSTEM "A" £36.00

250 w. p.e.p. OR for the SWL.

## SYSTEM "J" £42.60

500 w. p.e.p. (improved 'Q' on receive).

## PARTRIDGE SUPER PACKAGES

COMPLETE RADIO STATIONS FOR ANY LOCATION

All Packages feature the World Record Joystick Aerial (System 'A'), with 8ft. feeder, all necessary cables, matching communication headphones. Deliv. Securitor our risk. ASSEMBLED IN SECONDS! BIG CASH SAVINGS!

### PACKAGE No. 1 £210.55

As above with R.300 RX. SAVE £17.28!

### PACKAGE No. 2 £222.00

Is offered with the FRG7 RX. SAVE £12.21!

### PACKAGE No. 3 £191.00

Here is a lower-price, high-quality package featuring the LOWE SRX30, with all the Partridge extras. SAVE £12.21!

RECEIVERS ONLY, inclusive delivery, etc.

R.300 £184.50 FRG7 £189.00 SRX30 £158.00

All prices are correct at time of going to press and include VAT at 12½% and carriage.



Just telephone your card number  
Phone 0843 62535 (ext. 5)  
(or 62839 after office hours)



or write for details, send 9p stamp

G3CED



G3VFA

5 Partridge House, Prospect Road, Broadstairs CT10-1LD. (Callers by appointment).

## FF1 WALL MOUNTING KIT FOR HI-FI SPEAKERS

Fidelity Fastenings FF1 is a precision made, vibration damped wall fastening for Hi-Fi and Stereo Speakers of up to 50lbs weight each. Almost undetectable when fitted, the FF1 allows easy adjustment of speaker angle, and the rubber mounting ensures that they do not move accidentally. Speakers can also be quickly and easily lifted off for dusting, cleaning and redecorating. Available from all good Audio, Hi-Fi and electrical shops at £5.50

- ★ Holds up to 50lbs weight per speaker.
- ★ Precision cast mounting brackets.
- ★ Rubber friction mounting for complete stability.
- ★ Easy adjustment of angle for precise stereo image.

LOOK FOR THE BROWN AND BLACK BOX.


PRECISION AUDIO PRODUCTS FROM

**Fidelity Fastenings**

THE NUMBER BEHIND MOST LEADING MAKES OF HI-FI SPEAKER SYSTEMS.

The Ridgeway, Iwer, Buckinghamshire  
Tel: (0753) 654222

## OPEN UP THE EXCITING WORLD OF SHORT WAVE LISTENING



### SRX-30

For the advanced, keen short wave listener, the choice of receiver has usually been between cheap and nasty or very good but very expensive equipment. We think that the SRX-30 will provide that listener with excellent performance at a reasonable cost and is the answer to this eternal problem.

The SRX-30 provides AM, CW, USB and LSB reception on all frequencies from 500 kHz to 30MHz. All right, so does your Sooper Blooper Mk. 3 but you can't set the Sooper Blooper dial to the frequency you want and be sure that it's correct! The SRX-30 tuning system is so simple to operate. You have a dial reading in MHz from 0-29 and a main tuning dial reading 0-1000 kHz. So—if you know that Radio Slobovia is broadcasting on 10.295 MHz, you set the MHz dial to 10, the kHz dial to 295 and there you are. The MHz dial setting is not critical, as stability is guaranteed by a triple mixing drift cancelling system, thereby overcoming another problem in your Sooper Blooper Mk. 3; drift.

A further drawback to cheap receivers is massive image interference on the higher frequencies due to the use of a low IF, typically 455 kHz. The cure for this problem is the use of a high IF and the SRX-30 employs a first IF of around 40 MHz—so goodbye to first IF images. You could of course find the same system as this in the Racal RA17 series receivers; after all, the SRX-30 has copied the basic idea from this very receiver. The big drawback to the RA17 (apart from the price !!) is that unless you have the muscles of a prize fighter, lifting the RA17 may send you for a holiday at Hernia Bay (staying at the Truss House?).

To summarize, the SRX-30 covers 500 kHz to 30 MHz with excellent dial readout and reset accuracy; it has all mode (AM, CW, SSB) reception and is equally at home in broadcast or amateur bands; it has all the facilities of a top class communications receiver, RF gain, fine tuning, selectable sidebands, built in loudspeaker, operation from ac mains or 12v. Dc, rugged construction and super styling and all at an attractive price—£158 inc. VAT. Carr £3.

See it soon at your nearest stockist, you will be agreeably impressed.

For all that's good in Amateur Radio, you contact:

LOWE ELECTRONICS LTD., 119 Cavendish Road, Matlock, Derbyshire.

Tel: 0629 2430 or 2817.

For full catalogue, simply send 45p in stamps and request catalogue CPW.



### FANTASTIC SPEAKER OFFER

#### TWIN 12" SPEAKER CABINET PLUS PAIR 12" SPEAKERS

of Robust vibration-proof construction. Fitted protective corner pieces. Removable Vynair covered front with silver effect trim. Sunken jack socket with escutcheon at the rear. Pair 12" 20w speakers for wiring in series and front mounting in above supplied to complete a 40 watt unit for lead guitar or P.A.



White stocks last  
Three items  
**£19.95**  
Carr. £2 50

### 50 WATT AMPLIFIER SACRIFICE

Limited stocks of  
**TITAN TA/50A**



to be cleared to make way for a re-styled model. Solid state. 3 sep. controlled inputs plus Master control. Bass, Treble & Presence Controls. Vynide covered cab. with corner protectives. Value £60. Terms: Dep. £7 95 & 8 monthly payments £4.72 (Total £45.71). Matching Cabinets 1 x 12" £29.95 2 x 12" £49.95  
Carr. £1 **£39.95**

### TITAN GROUP/DISCO SPKRS

	Value	RSC	Price
T12/45R 12" 45w	£15.00		£11.95
T12/60R 12" 60w	£22.50		£13.95
T12/100 12" 100w	£36.00		£25.95
T15/60 15" 60w	£26.00		£17.95
T15/70 15" 70w	£28.00		£19.95
T15/100 15" 100w	£41.00		£29.95
T18/100 18" 100w	£47.00		£36.95

Carr. £1.20, under £18. over this add 6p per £1.



Rating RMS Imp 8-15 ohms

CABINETS FOR ABOVE Heavy duty, finished in black Vynide with Vynair fronts, protective corner pieces, various sizes cut-outs. TE1 1 x 12" £11.95. TE2 2 x 12" £16.95. Deposit Terms orders over £20.

## RSC 200 WATT DISCO SYSTEM

AT A FANTASTIC LOW PRICE

Consisting of  
(1) TWIN TABLE CONSOLE with PRE-AMP, and POWER OUTPUT STAGES (2) & (3) PAIR 100 WATT LOUDSPEAKERS including 12" UNITS

Rec. Mic UD 150 Cardioid £9.95 extra with system only

Terms: Deposit £40.00 and 12 monthly payments £15.60 (Total £227.20) Carr. £4.75

Also available 100 WATT SYSTEM **£169.95**

### ALL RSC PRICES INCLUDE VAT

#### TDI DISCO CONSOLE

Incorporating twin BSR type turntables and Sonotone or Acos Cartridges with diamond styli. Separate Vol. controls for each turntable. Also MONITORING FACILITIES, plus Treble and Bass Controls, Separate Input for 'mike' with vol. control. Black Vynide covered Cabinet with lid **£119.95**  
Or Dep. £16.49 & 18' monthly pymts. £6.75 (Total £137.99) Carr. £3.50.

★ DISCOMAJOR POWER DISCO CONSOLE with integral Power Amplifier.  
★ TWIN FULL SIZE GARRARD with cueing device.  
★ CARTRIDGES with Diamond Styli.  
★ 3 SEPARATE VOLUME CONTROLS for each turntable and Mic.  
FULL HEADPHONE MONITORING FACILITIES  
CONSOLE COMPLETE WITH LID

**£199.95**

#### TD2S STEREO VERSION

**£125.00**

New Branches at  
**LEEDS, and  
WOLVERHAMPTON**



Barclaycard & Access PHONE ORDERS quoting CARD NUMBER accepted  
MAIL ORDERS & EXPORT ENQUIRIES TO:-  
AUDIO HOUSE, HENCONNER LANE, LEEDS, 18. Tel: 0532 577631.  
MAIL ORDERS MUST NOT BE SENT TO SHOPS

TERMS C.W.O. or C.O.D. No. C.O.D. under £3. POSTAGE 80p PER ORDER OR AS QUOTED. Phone or Write for FREE CATALOGUE.

**MIDDLESBROUGH** 103 Linthorpe Rd. (Cl. Wed.) Tel. 247096  
**NEWCASTLE UPON TYNE** 59 Grainger St. (Closed Wed.) Tel. 21469  
**NOTTINGHAM** 19/19A Market Street (Closed Thurs.) Tel. 48068  
**SHEFFIELD** 13 Exchange Street (Castle Mkt. Bldg.) (Closed Thurs.) Tel. 20716  
**WOLVERHAMPTON** 5 Wulfrun Way (Closed Thurs.) Tel. 26612

★MUSICAL INSTRUMENTS & ACCESSORIES in stock at these branches

OPEN ALL DAY SATS (5 Day Week)  
**BRADFORD** 10 North Parade (Closed Wed.) Tel. 25349  
**BIRMINGHAM** 30/31 Great Western Arcade. (Closed Wed.) Tel. 021-236 1279  
**CARLISLE** 8 English Street (Closed Thurs.) Tel. 38744  
**COVENTRY** 17 Shelton Sq., The Precinct. (Closed Thurs.) Tel. 25983  
**DERBY** 97 St. Peter's Street (Closed Wed.) Tel. 41361  
**DUNSBURY** 9/11 Kingsway (Closed Tues.) Tel. 468058  
**DONCASTER** 3 Queensgate, Waterdale Centre. (Closed Thurs.) Tel. 63069  
**EDINBURGH** 101 Lothian Rd. (Closed Wed.) Tel. 229 9501  
**GLASGOW** 326 Argyll St. (Closed Tues.) Tel. 041-248 4158

Prices correct at 26.7.78 E. & O.E. All items subject to availability

**HANLEY Stoke-on-Trent, 44 Piccadilly** Tel. 267764  
**HULL** 7 Whitfriargate (Closed Thurs.) Tel. 20505  
**LEICESTER** 32 High Street (Closed Thurs.) Tel. 56420  
★ **LEEDS** 16-18 County (Mecca) Arcade, Briggate (Closed Wed.) Tel. 449609  
**LIVERPOOL** TEMPORARILY INOPERATIVE due to serious fire.  
**LONDON** 238 Edgware Road, W.2 (Closed Thurs.) Tel. 723 1629  
★ **MANCHESTER** 60A Oldham Street (Closed Wed.) Tel. 236 2778

## VALVES

PC900	1.25	SP81	0.85	5B/255M	6J7	0.75	25L6GT	0.80
A1065	1.25	EF83	1.50	PC58	0.45	T121	1.50	60
AR8	0.60	EF85	0.45	PC69	0.35	U26	1.00	5B/258M
ARP3	0.60	EF86	0.55	PCC189	0.65	U26	0.85	0.50
ATP4	0.50	EF91	0.75	PCF80	0.50	U27	1.00	5R4GY
B12H	3.00	EF92	0.85	PCF82	0.40	U191	0.75	5U4G
DAF96	0.60	EF95	0.45	PCF84	0.65	U801	0.80	5V4G
DET22	19.50	EF183	0.55	PCF86	0.65	U801	0.80	5Y4GT
DF96	0.60	EF184	1.60	PCF88	0.65	U801	0.80	5Z3
DK93	0.80	EF185	1.60	PCF88	0.65	U801	0.80	5Z4G
DL92	5.00	EF188	1.60	PCF90	0.65	U801	0.80	5Z4GT
DY86/870.55	EL90	0.60	PCF91	0.90	UBF80	0.60	6B7	0.60
DY802	0.55	EL32	0.60	PCF91	0.55	UBF80	0.60	6B7
E55L	7.50	EL34	2.20	PCF91	0.55	UBF80	0.60	6B7
E88	CC01	EL37	3.00	PCF91	0.55	UBF80	0.60	6B7
EL141	1.30	EL41	0.80	PCF91	0.55	UBF80	0.60	6B7
EL180CC	1.30	EL81	0.80	PCF91	0.55	UBF80	0.60	6B7
EL180E	6.00	EL82	0.60	PCF91	0.55	UBF80	0.60	6B7
EL182CC	3.50	EL84	0.60	PCF91	0.55	UBF80	0.60	6B7
EA76	2.00	EL86	0.60	PCF91	0.55	UBF80	0.60	6B7
EABC80	3.00	EL90	1.30	PD500	2.25	UY82	0.55	6AQ5W
EB1	1.40	EL91	0.40	PFL200	0.85	UY85	0.50	6AS6
EB33	0.50	EL95	0.70	PL135	0.80	VR105/30	1.80	6AT6
EBF80	0.50	EL504	0.80	PL81	0.75		1.80	6AU6
EBF83	0.50	EL802	1.50					6AV6
EBF89	0.50	EL822	1.50					6AX4GT
EC52	0.40	EM31	0.80					6AX5GT
EC68	1.00	EM80	0.80					6B7
EC82	0.50	EM81	0.60					6BA6
EC83	1.15	EM84	0.40					6BE6
EC84	0.45	EM87	1.00					6B6G
EC85	0.40	EY51	0.45					6B7A
EC86	1.25	EY81	0.45					6BR7
EC88	0.60	EY86/87	1.00					6BW6
ECC189	0.80	EY88	0.55					6C4
ECC80	0.50	EZ80	0.45					6C5
ECC82	0.45	EZ81	0.60					6CH6
ECC84	0.95	EY501	0.95					6CL6
ECC85	1.50	EY51	0.95					6CS
ECC87	0.85	EY52	0.95					6D5
ECC88	0.85	EY53	0.95					6E8B
ECC89	0.85	EY54	0.95					6F12
ECC90	0.85	EY55	0.95					6F17
ECC91	0.85	EY56	0.95					6F33
ECC92	0.85	EY57	0.95					6G5
ECC93	0.85	EY58	0.95					6J5GT
ECC94	0.85	EY59	0.95					6P3
ECC95	0.85	EY60	0.95					6P4
ECC96	0.85	EY61	0.95					
ECC97	0.85	EY62	0.95					
ECC98	0.85	EY63	0.95					
ECC99	0.85	EY64	0.95					
ECC100	0.85	EY65	0.95					

### Add 12 1/2 % for V.A.T.

POSTAGE: £1-£2 20p; £2-£3 30p; £3-£5 40p; £5-£10 60p; over £10 free, minimum order £10. A lot of these valves are imported and prices vary for each delivery, so we reserve the right to change prices for new stock when unavoidable.

**VALVES AND TRANSISTORS**  
Telephone enquiries for valves, transistors, etc.; retail 749 3834, trade and export 743 0899.

**COLOMOR** (ELECTRONICS) LTD. 9073359 London  
170 Goldhawk Rd., London W.12  
Tel. 01-743 0899  
Open Monday to Friday  
9-12.30, 1.30-5.30 p.m.

## MAIL ORDER DEPT. CRESCENT RADIO LTD

I ST. MICHAELS TERRACE, WOOD GREEN, LONDON, N22 4SJ. 01-888 4474

### "FLIP"!!

An electronic version of two-up or odds and evens. We supply a complete kit of parts which includes a strong case and attractive front panel to give the finished game a long life and professional appearance. Full assembly instructions are supplied. 'If you can solder you can make this great game.' An ideal first project to introduce you to electronics. Not only will 'FLIP' start you on a great hobby but you will own a game which will amuse you and your friends for hours.

**COMPLETE KIT £5.25 + 8% VAT POST FREE!**

### FERRIC CHLORIDE

Anhydrous ferric chloride in double sealed 1lb. 'poly packs'.  
PRICE: 65p per lb + 8% VAT

### HEAVY DUTY XOVER

2 WAY 8 OHM  
A 2 way 8 ohm H/D Xover suitable for L/S systems up to 100 watt. Fitted with screw terminals for input and a three position 'HF LEVEL' switch which selects either Flat, -3dB or -6dB.  
**ONLY £3.00 + 8% VAT**

### A CRESCENT 'SUPERBUY'

Goodmans 5" 8 ohm long throw H/D loudspeaker. Mounting plate is integral with L/S chassis and has fixing holes with centres spaced at 5 1/4" (diagonally).  
**ONLY £5.00 + 12 1/2 % VAT**

### TELESCOPIC AERIAL + 12 1/2 % VAT

11 section telescopic aerial. Extended length: 1 metre (39 1/4"). Fully closed: 135 mm (5 1/4"). Fixing: nut and bolt fixing through recess at base of aerial.

**LOUDSPEAKERS + 12 1/2 % VAT**

2 1/2" (57mm) 8 or 75 ohm 90p (please state impedance req'd)	
5" 8 ohm Ceramic	£1.50
8" "ELAC" 8 ohm 15W dual cone	£5.00
8" "GOODMANS" 'Audiom 8PA' 8 ohm 15W	£4.76
10" "ELAC" 8 ohm 10W dual cone	£4.50
7" x 4" 8 ohm 4W	£2.00

### BARGAIN LOUDSPEAKERS

+ 12 1/2 % VAT

2 1/2" (60mm) 8 ohm (limited stocks)	60p
2 1/2" (70mm) 8 ohm (limited stocks)	£2.00
8" x 5" 4 ohm (limited stocks)	£2.00

### LOUDSPEAKERS + 8% VAT

12" "McKENZIE" 8 ohm 75W Bass	£23.62
12" "McKENZIE" 8 ohm 75W dual cone	£23.62
12" "McKENZIE" 8 ohm 75W general purpose	£18.37
12" "GOODMANS" 'Audiom 12P' 8 ohm 50W	£23.00
12" "FANE" POP 33T 16 ohm 33W	£12.92
12" "FANE" POP 50/2 16 ohm 50W	£15.70

P & P. Orders up to £5, add 30p. Orders £5-£10, add 50p. All orders over £10 post free! Please add V.A.T. as shown. S.A.E. with all enquiries please.

Personal callers welcome at: 21 Green Lanes, N.13.

**SUPERSOUND 13 HI-FI MONO AMPLIFIER**

A superb solid state audio amplifier. Brand new components throughout. 5 silicon transistors plus 2 power output transistors in push-pull. Full wave rectification. Output approx. 13 watts r.m.s. into 8 ohms. Frequency response 12Hz-30KHz ± 3db. Fully integrated pre-amplifier stage with separate Volume, Bass boost and Treble cut controls. Suitable for 8-15 ohm speakers. Input for ceramic or crystal cartridge. Sensitivity approx. 40mV for full output. Supplied ready built and tested, with knobs, escutcheon panel, input and output plugs. Overall size 3" high x 6" wide x 7 1/2" deep. AC 200/250V. PRICE £15.00. P. & P. £1.20.

**HARVERSON MODEL P.A. TWO ZERO**

An advanced solid state general purpose mono amplifier suitable for Public Address system, Disco, Guitar, Gram, etc. Features 3 individually controlled inputs (each input has a separate 2 stage pre-amp). Input 1, 15mV into 47k. Input 2, 15mV into 47k (suitable for use with mic. or guitar etc.). Input 3 200mV into 1 meg. suitable for gram, tuner, or tape etc. Full mixing facilities with full range bass & treble controls. All inputs plug into standard jack sockets on front panel. Output socket on rear of chassis for an 8 ohm or 16 ohm speaker. Output in excess of 20 watts R.M.S. Very attractively finished purpose built cabinet made from black vinyl covered steel, with a brushed anodised aluminium front escutcheon. For ac mains operation 200/240v. Size approx. 12 1/2" w. x 5" h. x 7 1/2" d. Special introductory Price £28.00 + £2.50 carr. & pkg.

Mullard LP1159 RF-IF Module 470 kHz £2.25 + P. & P. 20p. Full spec. and connection details supplied. Pye VHF/FM Tuner Head only covering 88-108 M/Hz. 10.7 M/Hz I.F. output. 7.8 Volt + earth. Supplied pre-aligned, with full circuit diagram with precision-ganged FM gang and 323Pf + 323Pf A.M. Tuning gang only £3.15 + P. & P. 35p.

**STEREO DECODER**

SIZE 2" x 3" x 1 1/2" ready built. Pre-aligned and tested for 9-16V neg. earth operation. Can be fitted to almost any FM VHF radio or tuner. Stereo beacon light can be fitted if required. Full details and instructions (inclusive of hints and tips) supplied. £6.00 plus 20p. P. & P. Stereo beacon light if required 40p extra.

**MAINS OPERATED SOLID STATE AM/FM STEREO TUNER**



200/240V Mains operated Solid State FM AM Stereo Tuner. Covering M.W. A.M. 540-1605 KHz VHF/FM 88-108 MHz. Built-in Ferrite rod aerial for M.W. Full AFC and AGC on AM and FM. Stereo Beacon Lamp Indicator. Built in Pre-amps with variable output voltage adjustable by pre-set control. Max o/p Voltage 600mV RMS into 20k. Simulated Teak finish cabinet. Will match almost any amplifier. Size 8 1/2" w x 4" h x 9 1/2" d approx.

LIMITED NUMBER ONLY at £28.00 + £1.50 P. & P. MAINS TRANSFORMER Pri. 0-110 and 240. Sec. 28v at 1.8 amps. Also tapped at 12v + 3 amp. Overall size 2 1/2" h x 3 1/4" w x 2 1/4" d. £2.50 + £1.00 P. & P.

**10/14 WATT HI-FI AMPLIFIER KIT**

A stylishly finished monaural amplifier with an output of 14 watts from 2 EL84s in push-pull. Super reproduction of both music and speech with negligible hum. Separate inputs for mike and gram allow records and announcements to follow each other. Fully shrouded section wound output transformer to match 3-15 Ω speaker and 2 independent volume controls, and separate bass and treble controls are provided giving good lift and cut. Valve line-up 2 EL84s, ECC83, EF86 and EZ80 rectifier. Simple instruction booklet 25p + SAE (Free with parts). All parts sold separately. ONLY £13.50 P. & P. £1.40. Also available ready built and tested £18.00 P. & P. £1.40.

**"POLY PLANAR" WAFFER-TYPE, WIDE RANGE ELECTRO-DYNAMIC SPEAKER**

Size 11 1/2" x 14 1/2" x 1 1/2" deep. Weight 19oz. Power handling 20W r.m.s. (40W peak). Impedance 8 ohm only. Response 40Hz-20KHz. Can be mounted on ceilings, walls, doors, under tables, etc., and used with or without baffle. Send S.A.E. for full details. Only £8.40 each + p. & p. (one 90p, two £1.10). Now available in either 8" round version or 4 1/2" x 8 1/2" rectangular. 10 watts RMS 60Hz-20KHz £5.25 + P. & P. (one 65p, two 75p).

SPECIAL OFFER. 6 1/2" long throw, roll surround, ceramic magnet 8 ohm 10 watt speaker chassis. Specially suitable for Hi Fi. £3.95 + 75p P. & P.

2" PLASTIC CONE HF TWEETER 4 ohm, £3.50 per matched pair + 50p P. & P.

**HARVERSON SUPER SOUND 10 + 10 STEREO AMPLIFIER KIT**

A really first-class Hi-Fi Stereo Amplifier Kit. Uses 14 transistors including Silicon Transistors in the first five stages on each channel resulting in even lower noise level with improved sensitivity. Integral pre-amp with Bass, Treble and two Volume Controls. Suitable for use with Ceramic or Crystal cartridges. Very simple to modify to suit magnetic cartridge—instructions included. Output stage for any speakers from 8 to 15 ohms. Compact design, all parts supplied including drilled metalwork, high quality ready drilled printed circuit board with component identification clearly marked, smart brushed anodised aluminium front panel with matching knobs, wire, solder, nuts, bolts—no extras to buy. Simple step by step instructions enable any constructor to build an amplifier to be proud of. Brief specification: Power output: 14 watts r.m.s. per channel into 8 ohms. Frequency response: ± 3db 12-30,000 Hz Sensitivity: better than 80mV into 1M Ω. Full power bandwidth: ± 3db 12-15,000 Hz. Bass boost approx. to ± 12db. Treble cut approx. to -16db. Negative feedback 18db over main amp. Power requirements 35v. at 1.0 amp. Overall Size 12" w. x 8" d. x 2 1/2" h. Fully detailed 7 page construction manual and parts list free with kit or send 25p plus large S.A.E. AMPLIFIER KIT £13.50 P. & P. 80p (Magnetic input components 33p extra) POWER PACK KIT £5.50 P. & P. 95p CABINET £5.50 P. & P. 95p SPECIAL OFFER—only £23.75 if all 3 items ordered at one time plus £1.25 p. & p. Full after sales service. Also avail. ready built and tested £31.25. P. & P. £1.50.

**HARVERSON STEREO 44**

A solid state stereo amplifier chassis, with an output of 3-4 watts per channel into 8 ohm speakers. Using the latest high technology integrated circuit amplifiers with built in short term thermal overload protection. All components including rectifier smoothing capacitor, fuse, tone control, volume controls, 2 pin din speaker sockets & 5 pin din tape rec./play socket are mounted on the printed circuit panel, size approx. 9 1/2" x 2 1/2" x 1 1/2" max. depth. Supplied brand new & tested, with knobs, brushed anodised aluminium 2 way escutcheon (to allow the amplifier to be mounted horizontally or vertically) at only £9.00 plus 50p P. & P. Mains transformer with an output of 17v a/c at 500ma can be supplied at £1.50 + 40p P & P if required. Full connection details supplied.

HA34 3 Valve Audio Amp. 4 1/2 w. output ready built and tested £8.50 + £1.40 P. & P. Also HSL 'FOUR' amplifier kit. £8.00 + £1.40 P. & P.

All prices and specifications correct at time of press and subject to alteration without notice.

**HARVERSON SURPLUS CO. LTD.**

(Dept. P.W.) 170 MERTON HIGH ST., LONDON, S.W.19. Tel.: 01-540 3985  
A few minutes from South Wimbledon Tube Station.  
Open 9.30-5.30 Monday to Friday. 9.30-5 Saturday. Closed Wednesday.

PLEASE NOTE: P. & P. CHARGES QUOTED APPLY TO U.K. ONLY. SEND SAE WITH ALL ENQUIRIES.

**You'll learn a lot from the Heathkit catalogue.**




**NEW Computer Systems**  
Send for a special 16 page brochure.



**NEW Bi-directional RF Wattmeter**



**NEW De-luxe Coin-tracking Metal Locator**



**NEW De-luxe 12" CRT Ignition Analyser**

The Heathkit catalogue is packed with scores of top quality electronic kits. Educational, practical and fascinating items which you can build yourself.

**Send for the catalogue now.**

To Heath (Gloucester) Limited, Department PW98, Bristol Road, Gloucester, GL2 6EE. (Registered number 606177.)

Name .....

Address .....

Please tick the literature you want and enclose the appropriate amount in postage stamps.  
Heathkit catalogue only  (enclose 20p).  
16 page computer brochure only  (enclose 20p).  
N.B. If you are already on the Heathkit mailing list you will automatically receive a copy of the latest catalogue without having to use this coupon.

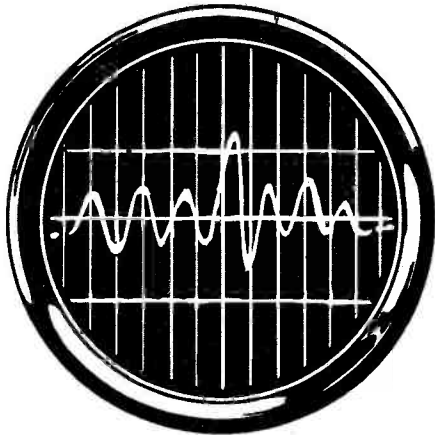
When you receive your catalogue you'll get details of this free offer worth approximately £4.75.



There are Heathkit Electronics Centres at 233 Tottenham Court Road, London (01-636 7349) and at Bristol Road, Gloucester (Gloucester 29451).

# LOOK! Here's how you master electronics.

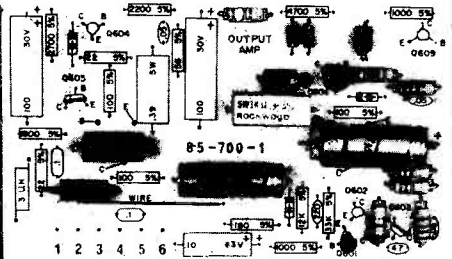
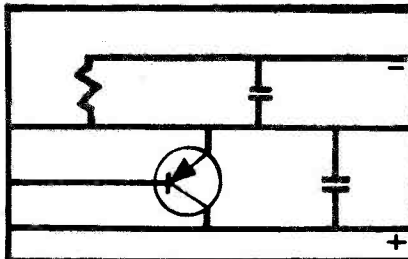

...the practical way.



This new style course will enable anyone to have a real understanding of electronics by a modern, practical and visual method. No previous knowledge is required, no maths, and an absolute minimum of theory.

You learn the practical way in easy steps mastering all the essentials of your hobby or to further your career in electronics or as a self-employed electronics engineer.

All the training can be carried out in the comfort of your own home and at your own pace. A tutor is available to whom you can write, at any time, for advice or help during your work. A Certificate is given at the end of every course.



## 1 Build an oscilloscope.

As the first stage of your training, you actually build your own Cathode ray oscilloscope! This is no toy, but a test instrument that you will need not only for the course's practical experiments, but also later if you decide to develop your knowledge and enter the profession. It remains your property and represents a very large saving over buying a similar piece of essential equipment.

## 2 Read, draw and understand circuit diagrams.

In a short time you will be able to read and draw circuit diagrams, understand the very fundamentals of television, radio, computers and countless other electronic devices and their servicing procedures.

## 3 Carry out over 40 experiments on basic circuits.

We show you how to conduct experiments on a wide variety of different circuits and turn the information gained into a working knowledge of testing, servicing and maintaining all types of electronic equipment, radio, t.v etc.



All students enrolling in our courses receive a free circuit board originating from a computer and containing many different components that can be used in experiments and provide an excellent example of current electronic practice.

**Free!**

To find out more about how to learn electronics in a new, exciting and absorbing way, just clip the coupon for a free colour brochure and full details of enrolment.

## British National Radio & Electronic School

P.O. Box 156, Jersey, Channel Islands.

NAME \_\_\_\_\_  
ADDRESS \_\_\_\_\_

WB 9

Block caps please

**FILM RECORDER UNIT** used in aircraft to record onto 16mm film 24v drive & control 2 or 16 frames sec with cassette approx. size 9 x 9 x 5" in fitted transit case **£16**.  
**HEAD & MIKE SET** for use with 19 or 62 Set with hand mike moving coil lead & plug, new cond. **£4**.  
**HANDSETS** Army type No. 3 rubber covered with press to talk swt, moving coil nom 50 ohm, elect okay storesoiled **£2.50**.

**CRYSTAL OVEN** small type 12/24v ext. size 2 x 1 1/4 x 3 1/4" takes two type HC.18 crystal new **£1.20**.

**BLOWER UNIT** for 240v 50c/s rated 50 CFM at 2,600 RPM outlet 2 x 1 1/4" new unused **£6.50**.

**METER UNIT** cross pointer type made for use with R1155 Rx as two 110 Ua movements tested **£3**.

**V.H.F. T.S.210** contains sig gen covering 20 to 88Mc/s in 4 bands good harmonic o/p int 2 Mc/s xtal check, int pulse mod or CW, noise generator with 50Ma meter, in case with charts, circs & notes good cond **£13**.

**DYNAMOTOR UNIT** I/P 27v DC O/Ps 200/400v DC 280Ma int, these can be used as motor only by removing ext fan ass. will run on 6 to 24v DC very powerful as 1" x 1/4" shaft motor, size 6 1/2" x 3 1/2" American surplus **£6.50**.

**PANEL IND LAMPS** in red, blue or green with 6 or 12v bulbs 11mm new 2 for **80p**.

**SPEAKER** size 4 1/2" x 3" 8 ohm new **£1.50**.

**PANEL METERS** 1 Ma FSD with special scale 2" **£1.30**. 100Ua scale 0 to 100 2" **£3**, 1 Ma FSD scale 0 to 1 & 0 to 200v 2 1/4" **£1.50**, 150-0-150 Ua plain scale with centre mark 2 3/4" **£2**. 200v FSD marked refl. volts 2" **£2**. 500Ua FSD scale 0 to 5Kv 2" **£2**. All meters new.

**IND CT306** general purpose unit for use on 240v contains high gain AF amp, the o/p of this is used to operate a magic eye, will accept AC or DC I/P signals, made to work with plug in absorption wavemeters, fitted int. stab. P.U. etc. **£8.50**.

**CRYSTAL UNIT** dual 100Kc & 1 Mc/s in 10X case with suggested circ **£2.80**.

**MIXED CRYSTALS** 10X & 10XJ types in range 5 to 8Mc/s 20 for **£2.20**, also FT243 style in range 9 to 13Mc/10 for **£1**.  
**THERMISTORS** bead type G24.B 3.8mm range 20 to 200C new **70p** ea.

**TUNING CONDS** dual gang 243pf per section suitable Lp Tx 7/16ths shaft new **£2.50**, also split stator type with 1/4" shaft in 12 or 25pf per section **£1.60** ea. all new.

**FILTER UNIT** TVI aerial filters 40Mc/s cut off in scr. case size 4 1/2" x 1 1/2" x 1 1/2" fitted coax plug & sk. new cond. 4 for **£1.40**.

**CONTROL BOXES** sold for parts 3 different contain, swt, pots, lamps, knobs etc. **£2.50**.

**CRYSTAL FILTERS** 100Kc units precision made by Marconi removed from space diversity Rx units available in 1 & 2Kc bandwidths, 75 ohm term. size 8 x 4 x 5" note these are sealed not potted. **£5.40** either type.

**COAXIAL LEAD & FITTINGS** jumper lead all 1.5 mt. BNC to BNC, BNC to UHF, UHF to UHF all 50 or 75 ohm **£2.60** ea. Test leads BNC or UHF to insul. cross. 1.5 mt in 50 ohm only **£1.80** ea. all new.

**BATTERIES** sealed lead acid type Dryfit 6v 1.8 A/Hr size 2 1/2" x 2" new **£5.40**.

**KEYBOARD** dial phone type 0 to 9 new **£2**.

**V.H.F. LOOP AE.** for use in the 100/150Mc/s band, size 13" high, 17" wide new cond. **£10.80**.

**RECTIFIER UNIT** ex Army 200/250v I/P gives dual 12v DC at 3 amps on each circ. can be connected for 12v 6 amp or 24v 3 amp, okay for battery charger with circ. **£8.50**.

**L.S. PRESSURE UNITS** by Tannoy nom 50 watts 7.5 ohm with threaded coupling 2" dia. about 10Kg ex large speakers **£8.50**.

**INTERGRATED CIRCS.** 3 types as follows CA3014 wide band amp & disc to 20Mc/s. ULN2111A wide band amp with product det. to 50Mc/s, TAA300 1 watt audio into 8 ohms 9 to 12v all new with data 1 of ea. **£1.80**.

**DIODES** stud type 100 piv at 10 amps new 4 for **£1.60**.

**HELIPOT** 5K 10tr new unused **£2**.

**TEST SET** M7.C contains mains p.u. two stage amp, osc. unit, 3 atten 0 to 10, 0 to 40 & 30 to 60Db meter 200 Ua FSD 4" in neat case size 19 x 9 1/2 x 9" with front cover & circ. used for telephone circuits **£10.80**.

Above prices include Carr. & VAT. Goods ex equipment unless stated new. SAE for List 19 or enquiry. Shop open Tues. to Sat.

**A. H. SUPPLIES**

122 Handsworth Road, SHEFFIELD S9 4AE  
 Phone 444278 (0742)

**CHROMASONIC electronics**

56 FORTIS GREEN ROAD, MUSWELL HILL,  
 N10 3HN. TELEPHONE: 01-883 3705

**OUR LATEST CATALOGUE**

CONTAINS FREE  
**45 pence WORTH OF VOUCHERS**



CONTAINS MICROPROCESSORS + BOARDS, MEMORIES, TTL, CMOS, ICs, PASSIVES, ETC., ETC.

**SUPERSAVERS**

ALL FULL SPEC DEVICES BY TEXAS

<b>TEXAS 741</b>	<b>TIMER 555</b>	<b>RED LED TIL209 (INC CLIP)</b>
5 for <b>£1.00</b>	4 for <b>£1.00</b>	10 for <b>£1.00</b>

VAT INCLUSIVE PRICE + 25p P. & P.

**IC A4 BOOKLET**

SUPPLIED FREE WITH ORDERS OF ANY ICs WORTH £5.00 OR MORE, CONTAINS CIRCUITS, PIN CONNECTIONS AND DATA (35p + SAE IF SOLD ALONE).

**PRACTICAL WIRELESS T.V. SOUND TUNER**

(Nov. 75 article by A. C. Ainslie)

Copy of original article supplied on request

IF Sub-Assembly (G8) **£6.80**. P & P 75p.  
 Mullard ELC1043 V'cap UHF Tuner **£5.50**. P & P 35p.  
 3-way Station Control Unit **£1.20**. P & P 25p.  
 6-way Station Control Unit (Special Offer) **£1.00**.  
 Power Supply Prtd Circuit Board **£1.00**. P & P 30p.  
 Res, Caps, Semiconds, etc. for above **£5.80**.  
 Mains Transformer for above **£2.50**. P & P 30p.

Add 12 1/2% VAT to price of goods. P & P all items 85p.

Callers welcome at shop premises.

**MANOR SUPPLIES**

172 WEST END LANE, LONDON NW6  
 (Near W. Hampstead Tube Stn.) Tel. 01-794 8751

**SOUTHERN VALVE CO. SECOND FLOOR, 8 POTTERS ROAD, NEW BARNET, HERTS.**

Telephone 01-449/8641

MAIL ORDER ONLY. MINIMUM ORDER 80p

Some leading makes available. VAT invoices issued on request.  
 All New and Boxed. "Quality" Branded Valves. Guaranteed 3 months. BVA etc.  
 (Tungsram, etc.). 6% Allowed in lieu of Guarantee! Already deducted from our Prices!

NOTE: PLEASE VERIFY CURRENT PRICES. Correct only at time of going to press.

DY86/7	52p	EF86	54p	GY501	£1.30	PCF802	80p	PL36	80p	PY500A	£1.75
DY802	52p	EF89	55p	PC86	75p	PCF805	£1.60	PL81A	65p	UBF89	42p
ECC81	53p	EF183	55p	PC88	75p	PCF806	75p	PL83	50p	UCC85	50p
ECC82	50p	EF184	55p	PC97	72p	PCF808	£1.70	PL84	50p	UCH81	52p
ECC83	53p	EH90	60p	PC98	65p	PCF812	82p	PL500	£1.10	UCL82	68p
ECC85	50p	EL41	90p	PC94	35p	PCF813	80p	PL504	£1.50	UCL83	80p
ECH81	55p	EL84	50p	PC85	50p	PCF814	62p	PL508	£1.50	UF89	50p
ECH84	80p	EL509	£2.90	PC89	52p	PCF815	70p	PL509	£3.00	UL41	65p
ECL80	52p	EM84	90p	PCC189	55p	PCF805	70p	PL519	£3.10	UL84	64p
ECL82	60p	EV86/7	46p	PCF80	80p	PCF816	70p	PL802	£2.85	UY41	55p
ECL85	70p	EY500A	£1.50	PCF86	60p	PCF820	£1.40	PV88	75p	UY85	55p
EF80	41p	EZ80	42p	PCF200	£1.50	PD500	£3.80	PY800	60p	U25	80p
EF85	45p	EZ81	44p	PCF801	52p	PFL200	£1.35	PY801	60p	U26	80p

We offer return of post service. CWO ONLY. No C.O.D. MANY OTHERS  
 Post free over £20. £6 to £20-75p (max.) AVAILABLE  
 Items in stock at time of going to press but subject to possible market fluctuations  
 if unavoidable.

One valve post 13p, each extra valve 6p. Large valves 2p each extra.

MAX 75p. LISTS AND ENQUIRIES, S.A.E. PLEASE!

ALL PRICES INCLUDE VAT @ 12 1/2%

ENQUIRIES WELCOMED FROM TRADE AND RETAIL (same prices)

# Mainline

a tremendous range from Mainline, a division of one of the largest industrial electronic component distribution groups in the business.

The enormous resources, buying power and organisation guarantees fast reliable service and top quality components at the right price.

Diodes  
Transistors  
Integrated circuits  
Resistors  
Capacitors  
Switches  
Relays  
Diecast Boxes  
Potentiometers

Fill in coupon below for the Mainline Components Catalogue.

Learn all about **MICROPROCESSORS** with the MOTOROLA Microprocessor Evaluation Design Kit M6800.

featuring:-

- 24 Key Keyboard
- 7 Segment Display
- Cassette Interface
- EROM Expandable
- RAM Expandable
- Wire Wrap Capability
- Parallel and Serial Interface Capability
- Single 5 Volt Supply Required
- Layout on Boards
- Documentation

Please send for detailed descriptive leaflet & prices.

## Mainline

380 Bath Road, Slough, Berks.  
Tel: 06286 (Burnham) 63616

Manufacturers and trade enquiries invited for larger quantities.

## Motorola Semiconductors.

We are pleased to announce that in conjunction with our parent company we can offer the complete range of Motorola semiconductors including zener diodes, diodes, transistors, SCR's, Triacs, digital and linear integrated circuits etc. As the available range is far too large to be listed please ask for your specific requirements.

The following are the more popular types of 2N TRANSISTORS by well known manufacturers such as Motorola, SGS, RCA, Fairchild. They are brand new and should not be confused with surplus offers often being advertised! Also we stock, or can obtain, other 2N transistor types not listed below. So please write and let us know what you are looking for.  
Please add 8% VAT to your 2N transistor orders, plus 25p per order for postage and packing.

Type	price	Type	price
2N697	£0.36	2N3442	£1.63
2N706	0.37	2N3766	0.86
2N706A	0.24	2N3866	1.05
2N708	0.30	2N4033	0.60
2N718	0.41	2N4123	1.94
2N914	0.32	2N4125	0.20
2N916	0.96	2N4400	0.15
2N918	0.38	2N4401	0.18
2N929	0.24	2N4402	0.21
2N930	0.24	2N4403	0.23
2N930A	0.25	2N4441	1.06
2N1132	0.85	2N4442	1.30
2N1613	1.27	2N4443	1.43
2N1711	0.32	2N4444	1.88
2N1890	0.77	2N4870	0.78
2N1893	0.30	2N4871	0.74
2N2102	0.93	2N4918	0.67
2N2218	0.29	2N4919	0.70
2N2218A	0.32	2N4920	0.74
2N2219	0.30	2N4921	0.63
2N2219A	0.31	2N4922	0.67
2N2221	0.23	2N4923	0.70
2N2221A	0.26	2N5060	0.42
2N2222	0.18	2N5061	0.43
2N2222A	0.21	2N5062	0.49
2N2369	0.21	2N5063	0.52
2N2369A	0.23	2N5064	0.55
2N2646	0.56	2N5088	0.21
2N2904	0.30	2N5108	4.03
2N2904A	0.31	2N5190	0.69
2N2905	0.38	2N5191	0.74
2N2905A	0.32	2N5192	0.80
2N2906	0.23	2N5193	0.75
2N2906A	0.23	2N5194	0.80
2N2907	0.23	2N5195	0.85
2N2907A	0.23	2N5400	0.27
2N3053	0.35	2N5401	0.28
2N3054A	0.84	2N5415	0.81
2N3055	0.89	2N5416	1.11
2N3055H	1.08	2N6027	0.62
2N3439	1.09	2N6028	0.79
2N3440	0.83		

Special quotations for quantities of 25 or more of one type.

## Mainline

TO: MAINLINE, 380 BATH ROAD, SLOUGH, BERKS.  
Tel: 06286 (Burnham) 63616

PW 9/78

Please send me your latest FREE catalogue

I enclose cheque/P.O. £ \_\_\_\_\_

Please send me the following devices

Name \_\_\_\_\_

Address \_\_\_\_\_

Tel. \_\_\_\_\_

# GREENWELD

443 Millbrook Road Southampton  
SO1 0HX Tel:(0703) 772501

All prices quoted include VAT. Add 25p UK/BFPO postage. Most orders despatched on day of receipt. SAE with enquiries please. **MINIMUM ORDER VALUE £1.** Official orders accepted

from schools, etc. (Minimum invoice charge £5). Export/Wholesale enquiries welcome. Wholesale list now available for bona-fide traders. Surplus components always wanted.

### DIODE SCOOP!!!

We have been fortunate to obtain a large quantity of untested, mostly unmarked glass silicon diodes. Testing a sample batch revealed about 70% useable devices—signal diodes, high voltage rects and zeners may all be included. These are being offered at the incredibly low price of £1.25/1000—or a bag of 2500 for £2.25. Bag of 10,000 £8. Box of 25,000 £17.50. Box of 100,000 £62.

### DISC CERAMIC PACK

Amazing variety of values and voltages from a few pF to 2.2µF! 3V to 3kV! 200 £1. 500 £2.25. 1000 £4.00.

### TTL PANEL

52 logic IC's including 32 × 74161c4 bit binary counter + 16 tant bead caps, R's, C's, etc. Over £30 worth of TTL alone!! ONLY £3.00.

### PC ETCHING KIT MK III

Now contains 200 sq. ins. copper clad board, 1lb. Ferric Chloride. DALO etch resist pen, abrasive cleaner, two miniature drill bits, etching dish and instructions. £3.90.

### VEROBOARD

Our packs of vero offcuts are on of our biggest sellers—and no wonder, they are amazing value!! Each pack contains 7 or 8 pieces to make up a total area of 100 sq ins. All packs are the same price. £1.30 each and are available as follows:

- Pack A all 0-1" pitch
- Pack B all 0-15" pitch
- Pack C mixed 0-1" & 0-15"
- Pack D all 0-1" plain

Also available by weight 1lb £3.95 10lbs £32.50.

### Regular size vero

17 × 3 1/2 × 0-1" £2.00, 10 strips £15  
17 × 3 1/2 × 0-15" £1.76; 0-1" plain £1.63

DIP Breadboard size 6, 15 × 4-5", can accommodate 20 × 14 pin IC's £2.35. VQ Board, size 148 × 75mm 0-1" pitch. Copper strips in rows of 4 to facilitate construction with IC's. Layout sheet provided 85p.

### EDGE CONNECTORS

Special purchase of these 0-1" pitch double-sided gold-plated connectors enables us to offer them at less than one-third their original list price! 18 way 41p; 21 way 47p; 32 way 72p; 40 way 90p.

### EXPERIMENTERS CALCULATOR

Based on the C500 chip, this pack of parts enables the more experienced constructor to make an 8 digit 4 function calculator. The comprehensive data supplied includes full size layout of PCB required, types of suitable display and keyboard that can be used etc. Components included in the pack are C500 calculator chip, driver IC, all components for inverter/clock circuits, R's C's etc. All for only £3.50.

### SLOPING FRONT BOXES

1798 171 × 121 × 75/37-5 £4.19  
2523 220 × 174 × 100/53 £6.90  
Potting box. 71 × 49 × 24mm black or white 40p

Hand controller box 94 × 61 × 23mm White 64p

We keep a very large range of VERO products, including their recently introduced G range of cases and Series II boxes. SAE for their catalogue

### RELAYS

W847 Low profile PC mntg 10 × 33 × 20mm 6V coil, SPCO 3A contacts. 93p.

W832 Sub. min type, 10 × 19 × 10mm 12V coil DPCO 2A contacts £1.15

W701 6V SPCO 1A contacts 20 × 30 × 25mm. Only 56p.

W817 11 pin plug in relay, rated 24V ac, but works well on 6V DC. Contacts 3 pole c/o rated 10A. 95p.

W819 12V 1250R DPCO 1A contacts. Size 29 × 22 × 18mm. Min plug-in type 72p.

W839 50V ac (24V DC) coil. 11 pin plug in type. 3 pole c/o 10A contacts. Only 85p.

W846 Open construction mains relay. 3 sets 10A c/o contacts. £1.20. Send SAE for our relay list—84 types listed and illustrated.

### STEREO AMPLIFIER CHASSIS £5.50

Complete and ready-built. Controls, Bass, treble, volume/on-off, balance. 8 transistor circuit gives 2 watts per channel output. Just needs transformer and speakers for low cost stereo amp. Suitable metal cabinet (W374) £2.00—or buy the amp, case and transformer for £10.00 and get DIN speaker sockets and knobs free!!

### SPECIAL TRANSISTOR OFFERS

- PN108 (BC108) 18 for £1
- PN109 (BC109) 16 for £1
- PN70 (BCY70) 14 for £1
- PN71 (BCY71) 14 for £1
- PN72 (BCY72) 15 for £1
- MSP5 1218 (2N3702) 20 for £1

### HEAT SINK OFFER

Copper T05 sink 17mm dia × 20mm. 10 for 40p; 100 for £3; 1000 for £25

SEND 45p FOR OUR 1977/8 CATALOGUE, CONTAINS 50p DISCOUNT VOUCHERS. AMENDMENT SHEET No. 2 GIVES DETAILS OF OVER 100 ITEMS SLASHED 50%!!! (Send SAE if you've already got cat.) Our latest Bargain Sheet is FREE. send SAE for your copy.

### COMPONENT PACKS

200 miniature resistors, 1/4, 1/2, 1W £1.00  
400 assorted resistors, 1/4, 1/2, 1W £1.30  
200 poly, mica, ceramic capacitors £1.20

200 electrolytics, but many unmarked £1.00  
100 Mullard C280 polyesters, 0-01µF. £1.00.

150 wirewound resistors 2-10W £1.60  
200 PC resistors, 1/4 and 1/2W 60p  
20 asstd. pots, inc. sliders £1.70

200 transistors, mostly unmarked, inc power devices. About 75% usable £1.35

LOW COST PLASTIC BOXES  
Made of high impact ABS. The lids are retained by 4 screws into brass inserts. Interior of box has PCB guide slots (except V219).

- V210 80 × 62 40mm black 58p
- V213 100 × 75 × 40mm black 72p
- V216 120 × 100 × 45mm white 86p
- V219 120 × 100 × 45mm white 86p

### SPECIAL SUMMER OFFERS

AUDIO IC's  
76003N £1.40 76013N £1.00  
76023N £1.00 76033N £1.40  
LM380 80p

LINEAR IC's etc.  
741 (8DIL) 18p BD131 24p  
555 25p BD132 25p  
1N4148 2p 2N3819 18p

CAPACITOR BARGAINS  
800mfd 250V 76 × 38mm 82p;  
400mfd 400V 75 × 38mm 78; 1500mfd  
40V PC mount 40 × 25mm 7 for £1  
200mfd 10V 38 × 18mm 10 for £1  
1000pF discs 100 for £1 -05mld 30V  
discs 100 for £1.68

1mfd 20V discs 100 for £2.36  
2-2mfd 3V discs 100 for £3.94  
4-7mfd 100V polyester 6 for £1

POT BARGAINS  
Standard size pots—spindle is 12mm long. In the following values only; 10k lin; 4k7 semi-log; 680R lin; 2k7 lin. 10 for £1 any mix.


VEROCASES  
Plastic top and bottom alloy panels front and back

- 1237 154 × 85 × 40 £2.53
- 1238 154 × 85 × 60 £2.79
- 1239 154 × 85 × 80 £3.32
- 3007 180 × 120 × 40 £3.30
- 3008 180 × 120 × 65 £3.50
- 3009 180 × 120 × 90 £3.74
- 1410 205 × 140 × 40 £3.51
- 1411 205 × 140 × 75 £4.05
- 1412 205 × 140 × 110 £5.12

VERO PLASTIC BOXES  
Professional quality two tone grey polystyrene with threaded inserts for mounting PC boards

- 2518 120 × 65 × 40 £2.17
- 2520 150 × 80 × 50 £2.45
- 2522 188 × 110 × 60 £3.23

## TWO NEW SUPERMODULES: 170W INTO 4 OR 8 OHMS



By popular demand we have designed higher powered versions of our well known modules. The CE 1704 which gives 170W into 4 ohms and the CE 1708 which gives 170W into 8 ohms are physically similar to the original types and have the same combination of compatible performance features which makes CRIMSON amplification audibly superior to the competition and the only choice if you have an ear for music. We have also produced suitable power supplies which again use our superb TOROIDAL TRANSFORMERS, only 50mm high, with a 120-240 primary and single bolt fixing.

Write or phone for more information and biased opinions.

### POWER AMPLIFIER MODULES

	Home	Europe
CE 608 60W/8 ohms 35-0-35V	£16.30	£16.60
CE 1004 100W/4 ohms 35-0-35V	£19.22	£19.30
CE 1008 100W/8 ohms 45-0-45V	£23.22	£23.00
CE 1704 170W/4 ohms 45-0-45V	£29.12	£28.46
CE 1708 170W/8 ohms 60-0-60V	£31.90	£31.04

### TOROIDAL POWER SUPPLIES

CPS 1 for 2 × CE 608 or 1 × CE 1004	£14.47	£18.40
CPS 2 for 2 × CE 1004 or 2/4 × CE 608	£16.62	£20.57
CPS 3 for 2 × CE 1008 or 1 × CE 1704	£17.66	£21.35
CPS 4 for 1 × CE 1008	£15.31	£19.16
CPS 5 for 1 × CE 1708	£22.68	£26.50
CPS 6 for 2 × CE 1704 or 2 × CE 1708	£23.98	£27.70

### HEAT SINKS

Light Duty 50mm 2°C/W	£0.90	£1.30
Medium Power 100mm 1°C/W	£1.60	£2.40
Disco/Group 150mm 1-1°C/W	£2.30	£3.65

### THERMAL CUT-OUTS RECOMMENDED FOR IMPROVED RELIABILITY

70°C	£1.60	£1.90
------	-------	-------

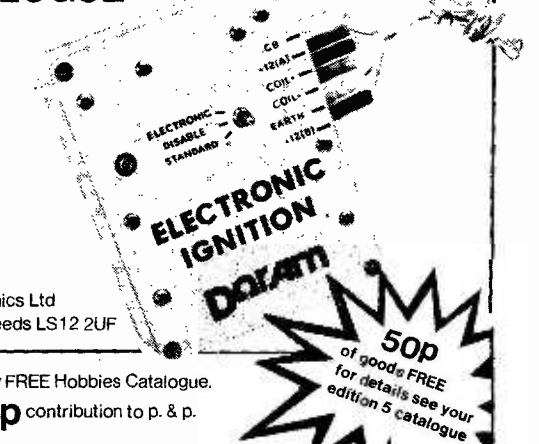
T.H.O.: Typically <0.1% any Power, 1 kHz, 8ohms. Insignificant.  
T.I.D.: Unconditional.  
Slew Rate: 25V/µs.  
Limit: 110dB.  
S/N Ratio: 110dB.  
Freq. Response: 10Hz-35kHz, -3dB.  
Stability: Unconditional.  
Protection: Drives any load safely.  
Sensitivity: 775mV (250mV or 100mV on request).  
Size: 120 × 80 × 25mm.

### CRIMSON ELEKTRIK

Please note our new address and Telephone Number:  
1A STAMFORD STREET,  
LEICESTER LE1 6NL  
Telephone: (0533) 537722

Home prices include V.A.T. and postage. C.O.D. 90p extra. £100 limit. Export no problem. European prices include carriage, insurance and handling, payment in Sterling by bank draft, P.O., International Giro or Money Order. Outside Europe, please write for specific quote by return. Send SAE or two International Reply Coupons for full literature. Favourable trade quantity price list on request. High quality pre-amp circuit 20p.

## DORAM SEE THE ELECTRONIC IGNITION MKII IN THE NEW HOBBIES CATALOGUE



Doram Electronics Ltd  
PO Box TR8, Leeds LS12 2UF

Please send my FREE Hobbies Catalogue.  
I enclose 25p contribution to p. & p.

Name.....  
Address.....

**DORAM** Doram Electronics Ltd  
PO Box TR8, Leeds LS12 2UF

Overseas customers (except for N. Ireland)—60p  
including despatch by Air (or all-up post).

This Month's Snip. 35w speaker kit, all good British made speakers, the kit consists of 5" woofer, 4" mid range, 3 1/2" tweeter all for 8 chm and finally the terminal panel which also houses crossover unit. 100 sets only to first comers, price £16.50 including post and VAT.

**Project Boxes.** Nicely made in black plastic with threaded brass inserts to hold the lid which is fixed by four corner screws. There are three sizes available 75 x 56 x 35mm, price 60p, 95 x 71 x 36mm price 70p and 115 x 95 x 36mm price 80p. **Instrument Buzzers,** made for the GPO ex unused equipment price 54p.

**Klixton Type Alarm.** Battery operated gives a good loud note with only a 1.5v battery, gets unbearable as voltage increases, ideal for personal or car alarm, price 80p.

**Stereo Headphone Lead.** Black curly 10ft approx. termination, stereo jackplug one end—miniature two in plugs the other. Price 50p.

**Stereo Decoder Kit** uses latest techniques, size approximately 3 1/2" x 1 1/2" x 2 1/2" complete price £3.95 or made up and tested £1.50 extra.

**Stereo Beacon Light** if required 45p extra.

**Cassette Microphone.** Dynamic 600 ohm with on/off switch and stand for desk top work. price £1.42.

**Mains Operated Pump.** Most readers will know that we stock the Jabsco pump which was made to work with portable drills, the price is £2.00, now in response to demand for a mains operated pump we have coupled this to a 110 rpm motor, mounted them on a metal chassis and offer this as a general purpose pump. It is suitable for most liquids and certainly for water. The pump is self priming and will fill the liquid up to quite a head but naturally the delivery will fall off depending upon the lift. Price £11.26.

**Flexible Conduits** made from a thin but very tough plastic ribbed to give extra strength but very lightweight and very flexible and can be bent through a very small radius. Used in addition to carrying most fluids, these conduits can also be used for cable tidying and protection and even make do flexible drive for a slow speed turning operation. Two sizes available 1/2" and 3/4" internal diameters approximately. It is interesting to note that the 3/4" one is a reasonably good fit on the inlet/outlets of the above mentioned Jabsco pump. Price 27p per metre, post 11p per metre.

**Double Ended Motor,** mains operated, capacitor run approx. 1/2 h.p., this has spindle coming out each side and should be very suitable for converting into a double ended polisher or grinder, holes conveniently placed in the housing make it very easy to stand in the right position and the speed although not high is adequate. Limited quantity only, we are offering these with capacitor at £8.50.

4 H.P. Motors. Normal base mounting, ex computers but tested, 230-240v 50hz good length spindle mostly American make, £8.50.

**13 Amp Rocker Switch** made by Carr Fastener Co. (Dot) again available, price 27p.

**Luminous Rocker Switch,** suitable for 13 amps at mains voltage, these are illuminated with neon through amber panel, snap-in fixing into hole size 1 1/4" x 1 1/2". Special bargain 38p.

**Three position Rocker Switch.** 10 amp changeover with a centre off standard size clip fixing pushes into hole area size approximately 1 1/4" x 7/8" which is standard for many rockers. Special bargain this month, 10 for £1.62.

**60 Minute Clockwork Time Switch** made by Smiths and as fitted to many tumble driers, ideal for timing, very useful for other timed applications, when rotated 18 double pole main switch makes circuit and stays on for up to 1 hour depending on the amount you turn the spindle. Special snip price £1.23.

**Clockwork Air or Gas Switch** made by the famous Smiths Company, winding the clockwork opens the valve and lets the air or gas come through for maximum of two hours depending upon the amount the clockwork is rotated. Inlet and outlet are threaded normal gas size, price £3.78.

**Connecting Wire Bargain** 100 yards PVC insulated connecting wire 14/36 on a drum, conductors made by BICC, price £1.38.

**Calculator Key Board Ex** broken up calculators, these are approx. 2 1/4" square and have the normal 0-9 buttons plus on/off switch, divide, multiply, plus, minus button as well. Limited quantity only 81p.

**Versatile Performer** our 12v 1 amp ref. No. TM10 is a very useful transformer, there is plenty of space between the winding and the lamination to acid (or subtract turns) if for instance you want an additional 2 or 3 volt winding this can be very easily added without de-laminating the transformer. We have adequate stocks of these and can give a discount of up to 30% depending on how many you buy. One off price is £2.14.

**Just Arrived** Few only so hurry if you want one. Garrard Mini Auto Record Changer Model CC10, very neat deck size only 11 1/2" x 8 1/2" requiring only 2" clearance below deck. This plays all sizes of records and is fitted with a stereo ceramic cartridge, price £10.50.

**I.C.'s on Computer Board** Total of 16 I.C.'s as follows: 3 off 7403, 2 off 7406, 1 off 7407, 1 off 7408, 2 off 7409, 2 off 7413, 1 off 7414, 1 off 7352. One metal encased type numbers look like 14406. Panel with other components one of which we believe to be a crystal. Price £8 per board. List price of only 14 of the I.C.'s came to over £4 and we understand that these are unused boards.

**Charge Rate Meters** As our old friends will know we have in stock 2 amp and 3 amp charging meters, we have now acquired some 5 amp and 6 amp. These are all the same size that is 1 1/2" diameter and all the same price, 81p each.

**3 Plug and Socket Bargains** 3 way plug and socket 32p, 6 way plug and socket 49p, 12 way 64p per pair.

**Multiple Slide Switch.** This is a 6 pole changeover with centre off, price 54p.

**Heavy Duty 3 Core Appliance Lead** 15 amp wire, 6ft long, conventional yellow-green, brown and blue. Grey PVC outer, prepared and a 1/2 flex normally sells at 30p per metre, 10 leads for £3.70.

**Heavy Duty and 4 Core Appliance Lead** Black rubber outer, copper cores adequate for 13 amps, coloured as follows: yellow/green, brown, grey and green. 6ft long. 10 leads for £4.24.

**2 Core Appliance Lead** with continental 2 pin plug, black and blue insulated 5 amp cores with very flexible grey rubber outer, £3.00.

**Chrome Plated Metal Legs,** heavy duty, really good quality, made originally for an expensive Decca outfit, height 12". £2.19 per set of four.

**Experimenters Relay Parcel.** A special offer is 10 type 600 relays all different coil values covering most experimenters needs. Total retail value £8.10—yours for £3.75.

**Motor with fan blade**—if you want something to cool a cabinet or if you are making a cooker hood or a blower heater, this may be the answer. 1" stack induction motor with a set of Smith's fan blades, approx. 5" diameter. Price £3.26.

## MULLARD AUDIO AMPLIFIERS

All in module form, each ready built complete with heat sinks and connection tags, data supplied. Model 1153 500mW power output £1.50 including post and VAT.

Model 1172 1W, power output £1.85.  
Model EP900 4 watt power output £2.00.  
EP 9001 twin channel or stereo pre-amp. £2.90.

## SHORTWAVE CRYSTAL SET

Although this uses no battery it gives really amazing results. You will receive an amazing assortment of stations over the 18, 25, 29, 31 metre bands. Kit contains chassis front panel and all the parts £1.90—crystal earphone 55p.



## BREAKDOWN PARCEL

Four unused, made for computer units containing most useful components and these components unlike those from most computer panels, have wire ends of usable length. The transistors for instance have leads over 1" long—the diodes have approx. 3/4" leads.

List of the major components is as follows:—17 assorted transistors—35 assorted diodes—60 assorted resistors and condensers—4 gold plated plugs in units which can serve as multipin plugs or as hook up boards for experimental or quickly changed circuits (note we can supply the socket boards which we made to receive these units). The price of this four unit parcel is £1 including VAT and post (considerably less than the value of the transistors or diodes alone). **DON'T MISS THIS SPLENDID OFFER.**

## FLUORESCENT TUBE INVERTOR

For camping — car repairing — emergency lighting from a 12v battery you can't beat fluorescent lighting. It will offer plenty of well distributed light and is economical. We offer inverter for 21" 13 watt miniature tube for only £3.75 with tube and tube holders as well.



## 24 HOUR TIMERS VENNER

As illustrated with sun correction made for G.P.O. phone boxes used perfect £2.95 20 amp switching contacts.



## EXTRACTOR FAN

Ex computers—made by Woods of Colchester. Ideal for fixing through panel—reasonably quiet running—very powerful 2500 rpm. Choice of two sizes 5" or 6 1/2" dia. £5 and £6.

## SPIT MOTOR WITH CARTER G/BOX

Probably one of the best spit motors made. Originally intended to be used in very high priced cookers, however this can be put to plenty of other uses, for instance your garden barbecue or to drive a tumbler for stone polishing; in fact there are no ends to its uses. Normal mains operation. £4.32.

## HONEYWELL P.B. MICRO SWITCH

1-2 or 3 10 amp 250V changeover micro-switch thru panel mounting by cock nuts 1" dia black knob 1 switch 40p, 2 switch 55p, 3 switch 70p.

## LATCHING RELAY

by Guardian Electric, mains operated it is in fact two relays mounted on a metal base plate. The relays being mounted in such a way to ensure that when one closes the other opens and vice versa thus when closed relay A would remain locked until manually released or electrically released by energising relay B. Each relay has 2 sets of 10 amp changeover contacts. Should be ideal for burglar alarms and similar applications £2.11.



## SWITCH TRIGGER MATS

Wiring ditto, supplied for complete house protection—'Keep Those Robbers Away'. 13" x 10"—£2.10, 24" x 18"—£2.60

**Terms:** Prices include Post & VAT. But orders under £6.00 please add 50p to offset packing. Bulk enquiries—Please Phone for Generous Discounts 688 1833.

**J. BULL (ELECTRICAL) LTD**  
(Dept. P. W.), 103 TAMWORTH RD.,  
CROYDON CR8 1SG

**Fluorescent Choke for 5ft. Tube.** This is another exceptional bargain. It is a polyester filled almost silent running 65 watt choke made by GEC at only £1.87. Just what sort of bargain this will be realised when you look at the new prices for chokes, the recommended list price of 65 watt is now over £3.50.

**Car Plugs.** These go in the cigar lighter socket. They have been out of stock for a long while, but we are pleased to say they are once again in stock, new price of course 44p + 4p each.

**Self-adhesive paper discs** 2" ideal for marking leads as you take them off, or for providing quick insulation of soldered or twisted joints. £1.38 for box of 5,000.

**Pick-up Cartridges.** We have two extra special bargains this month—"Sure" magnetic type number 77DB for £3.36 + 36p and "Romette" turnover mono cartridge standard replacement for DC4000 series price £1.70.

**Multi-core Cable.** 7 cores each PVC insulated and colour coded, screened overall then with PVC outer covering. A miniature cable diameter approx. 2", price 20p per metre available in lengths up to 15 metres.

**Tape Deck,** solenoid operated. This comprises mains motor mounted on a frame with heavy flywheel and capstan. Record, play, rewind, etc., intended to be operated by solenoids but the solenoids have never been fitted nor are these available. It should require little ingenuity to make this manually operated or even to adapt other solenoids to control it. Price, complete with record/playback head and erase head, £4.75.

**Break before make water switch.** We are sometimes asked for these but we do not normally keep a range. However, we have some 2 pole 5 way with 1 1/2" wafers, a well made switch which we can offer 45p + 5p each.

**Latching Relay,** i.e. a relay that once closed stays closed until deliberately opened, is often needed in a circuit. Some relays latch mechanically, but these are expensive. Our relay DB500 having multiple contacts and a double wound coil lends itself to electrical latching, simply use one of the surplus pairs of contacts to maintain the closing current or to bring in an auxiliary closing current, a very useful relay—will close on 6 volts, 12 volts, 124 volts or from the mains through 15 watt 1 amp (or 5K resistor) and small rectifier. Special snip price on 54p + 4p. Good quantities in stock, usual discounts.

**AM/FM Tuning Condenser** as fitted to many Japanese and Hong Kong portables, this has two tuning sections and four trimmers, approximate size 1 1/4" x 1 1/4" x 1". Price 67p.

**Battery Charger Kit** comprising 2 amp transformer, 2 amp full wave rectifier and 2 amp meter suitable for charging 6v or 12v battery. Special bargain price £3.10.

**Battery condition testers.** This is another item which has been out of stock temporarily but we are pleased to say in stock again. Price now £4.85 + 36p post 60p.

**RF Attenuator** fitted into a die-cast 10 sectioned case with a line of switches on the top panel and co-ax input and output sockets. Switches give db attenuation of 1, 2, 3, 5, 10, 10, 10, 10. Not new but in perfect condition. Price £3.74.

**Pendant phones** ex G.P.O. very useful as extensions, these do not take up any room on the desk, just screw the hook switch to the wall. Limited quantity £2.20.

**Solenoid 4-6v,** size approx. 1 1/4" x 1 1/4" x 4" thick twin coils give excellent pull. Fitted with lever giving approx. 4" push or pull. Price 43p.

**Cold cathode tube** Swiss made "Elasta" type no. ER 12A. We have no technical information on this tube and if any reader has this we will be obliged for any information. Price of the tubes 43p.

**AC mains operated relay** with single changeover 10 amp contacts, open type single screw fixing through the base, price 81p.

**Frequency changing auto transformer** for the operation of American equipment off our mains. These have an output of 115v at 60c.p.s. loading 100w. The frequency of the output is shown by a vibrating reed type indicator. Limited quantity £39 each.

**Push Switch,** metal body and metal push, normally on. These are replacement in many "break glass" fire alarms. Made by Arrow, contact rating 250V 5 amps. Price 54p.

**Push Switch,** double pole changeover contacts rated at 10amps 250 volts made by the American Honeywell Co. A very reliable and robust switch with plenty of applications. Oblong plastic body, snap fitting into a hole size 1 1/4" x 1 1/4" 27p + 2p each.

**Ditto** but latches down and has to be pulled up, price 45p.

**Power Supply for 12v cassette players** the "Smooth Flow". Give 12v up to .75 amps, as in neat plastic case with lead for mains, terminal for connecting to cassette, also the mains transformer is double insulated and has overload protection. Price only £4.20.

**Simmer Stats,** very useful device where you want to control the heat from an element, used on most electric cookers, these are really pushed thermostatic switches, the length of the "on" time depending upon the setting of the knob and heat at sensor head. The simmer stat will control up to 15 amps. Price £2.16. Knob is not supplied but is available at 33p.

**Multi-voltage transformer** 13 watts, an extremely versatile transformer and it is quite surprising the number of different voltages which may be obtained by using its two windings or parts of these windings in assisting or opposing modes. In addition to these, such voltages as 20-0-20 or 25-0-25 or 130-0-130 may be obtained. The two secondary windings are (1) 60v tapped at 30v and (2) 260v tapped at 240, 220, 200 and 130. Special snip price only £1.39.

**Quick Cuppa.** Mini immersion heater, ideal for taking on holiday, for making a "quick cuppa" tea, or for heating by the bedside for baby's feed etc. 250w heater @ 230 volts or approximately 90 watts @ 110 volts. Price £2.95.

**Neon Screwdrivers.** Two useful models—7 1/2" price 70p and 8 1/2" price 85p.

**240V 1mA Moving Coil Panel Meter.** A large instrument, size approximately 4 1/2" square at the front and 4 1/2" deep. Intended for panel mounting, its scale is calibrated 0-7 and it was intended to be used as rev. counter. £14 each.

**Pressure Switch.** Adjustable through a range of pressures from where it can be operated by sucking or blowing to approx. 50 psi—10 amp changeover microswitch, metal body with threaded inlet. Price £2.90.

**Push-Push Switch.** Fixed through panel this is a ratchet action, double pole changeover switch, the contacts we understand are hard gold plated. Spindle is 1/2" diameter so that a standard radio knob can be fitted. Price 30p + 3p. Good quantity available at usual discounts.

**C.R.T. Display Unit.** We feel this would be easy to convert to an oscilloscope, it has all the necessary ingredients. It is in a case size 15" x 10" x 11" approx. with a carrying handle and a front protection flap. Plenty of controls and its mains operated through step down transformer. Size of the tube is 3". Price £16.75.

# NEW FROM CASIO

**NEW**

### THE INCREDIBLE FX8000



43 Scientific funct.  
1100 sec. Stopwatch.  
Five Alarm-Timers,  
sequential (self-clearing) or repeat.  
2 level parenthesis.  
Memory, Deg, Rad, Gra.  
Standard deviations.  
Fractions, Sexagesimal.  
Rect/Polar convert.  
LCD. 1300hr batteries.  
2 - 2 1/2 x 5 1/2". 2.7 oz.  
RRP £35.95  
**£29.95**

**NEW**

### QO-81 CALCULATING ALARM CLOCK PLUS 2 ALARM/TIMERS AS

Two AA batteries last for 10,000 hrs (1 year)  
LCD 6 digit clock, large angled display.  
24 hr Alarm, also two 24 hr Alarm/ Timers with countdown (one self-clearing, one repeats).  
Full Memory, Constants 1/2, 1/3, 2/3, 5/6, 7/8.  
RRP £22.95  
**£17.95**



**NEW**

### FX-48 SCIENTIFIC MINI CARD



Full scientific with 2 level parenthesis.  
Full Memory, Deg, Rad, Grad, Sexagesimal.  
Standard deviations.  
600 hrs battery life.  
RRP £24.95  
**£19.95**

**NEW**

### CALCULATING ALARM CLOCK

MINI CARD. Available Aug./Sept. Similar size to FX-48. Similar specification to QO-81.  
RRP £22.95. Our Price **£19.95**

**NEW**

### MORE POWERFUL LCD SCIENTIFIC CALCULATORS

Available Aug/Sept. FX-2500 **£19.95**  
FX-3100 **£25.95**

### CASIO QUALITY AND VALUE

#### 31QR-17B

Left, 8.4mm  
**£29.95**



#### 31QS-12B

Right, 7.7mm  
**£39.95**

Stopwatch, Dual Time, Water Resistant, All s/s

31QR-17B

31QS-12B

31QR-18B (Round face—not illustrated). Luxury version of 31QR-17B. Only 7.45mm thick **£34.95**

#### SPORTS WATCHES.

F-100 (left)  
9.45mm thick  
**£24.95**



S2QS-14B  
8.0mm  
**£34.95**

Net. Lap and 1st & 2nd Place times to 1/100. Water res. 66ft.

38CS-14B Chronograph **£49.95**

ALARM WATCHES. 25 CR-16B (round) **£49.95**  
25CS-14B (square) **£59.95**

WORLD TIME WATCH. 29CS-11B **£59.95**

SEIKO ALARM/CHRONO (£130) **£104**

CITIZEN MULTI-ALARM (£135) **£108**

MAINS DIGITAL ALARM CLOCKS  
Fairchild Timeband C500. Black or white **£9.95**

CASIO CALCULATORS  
ST-1. Stopwatch (four way) **£24.95**

LCD. LC 822 **£10.95**. LC 78 **£16.95**

AQ-1000. Clock, alarm, stopwatch **£21.95**

#### CASIO SCIENTIFICS

DIGITRON: FX-31 **£11.95**. FX-39 **£15.95**


FX-140 **£17.95**. FX-120 **£19.95**. FX-360 **£49.95**

Send 25p for our illustrated catalogue. Prices include VAT and P&P. Send cheque, P.O. or phone your credit card number to:—

# TEMPUS

Dept PW  
19-21 Fitzroy Street  
Cambridge CB1 1EH  
Telephone (0223) 312886

## MAINS INTERCOM



NO  
BATTERIES  
NO WIRES  
ONLY  
**£29.99**  
PER PAIR  
+ VAT 43.75

The modern way of instant 2-way communications. Supplied with 3-core wire. Just plug into power socket. Ready for use. Crystal clear communications from room to room. Range 1-mile on the same mains phase. On/off switch. Volume control. Useful as inter-office intercom, between office and warehouse in surgery and in homes. P. & P. 99p.

## 4-STATION INTERCOM



**£22.95**  
+ V.A.T. £1.84

Solve your communication problems with this 4-Station Transistor Intercom system (1 master and 3 Subs), in robust plastic cabinets for desk or wall mounting. Call/talk/listen from Master to Subs and Subs to Master. Ideally suitable for Business, Surgery, Schools, Hospitals and Office. Operates on one 9V battery. On/off switch. Volume control. Complete with 3 connecting wires each 60ft. A Battery and other accessories. P. & P. 99p.


## NEW! AMERICAN TYPE CRADLE TELEPHONE AMPLIFIER



ONLY  
**£16.95**  
+VAT £1.36

Latest transistorised Telephone Amplifier with detached plug-in speaker. Placing the receiver on to the cradle activates a switch for immediate two-way conversation without holding the handset. Many people can listen at a time. Increase efficiency in office, shop, workshop. Perfect for "conference" calls: leaves the user's hands free to make notes, consult files. No long waiting, saves time with long-distance calls. On/off switch, volume control, conversation recording model at **£18.95 + VAT £1.60**. P. & P. 89p.  
10-day price refund guarantee on all items.  
WEST LONDON DIRECT SUPPLIES (PW8)  
169 KENSINGTON HIGH STREET, LONDON, W8  
01-887 5548

## H.A.C. SHORT-WAVE KITS WORLD-WIDE RECEPTION



H.A.C. well known by amateur constructors for its Short Wave receivers, now offers a complete range of kits and accessories to suit the novice and the expert.

**£10.50 INCLUSIVE**—the ever popular and easy to construct DX receiver Mark III; containing all genuine short wave components, drilled chassis, valve, accessories and full instructions.

NEW TWIN TRANSISTOR RECEIVER, selective, sensitive and with fantastic reception, yet needing only a single PP3 battery, at **£12.50** this receiver is outstanding value, and will give you hours of interest and entertainment.


Lastly the K and K plus (illustrated above) for the more advanced constructor. This receiver has recently been re-designed for even better reception. All orders despatched within 7 days. Send stamped and addressed envelope now for free descriptive catalogue of kits and accessories.

SORRY, NO CATALOGUES WITHOUT S.A.E.

**"H.A.C." SHORT-WAVE PRODUCTS**  
P.O. Box No. 16, 10 Windmill Lane  
Lever Road, East Grinstead, West  
Sussex RH19 3SZ

# Sonic

## HI-FI DISCOUNT CENTRES



## DISCOUNT SPEAKERS

Imp 8 or 15Ω as app.  
Guarantees:  
TITAN 5 years  
FANE 2 years  
OTHERS 1 year  
ALL PRICES  
INC. VAT

Prices correct at 26.7.78

### HI-FI TYPES

	Sp. Price	Sonic Price
5" FANE 501 Mid or Full range	<b>£42.95</b>	<b>£45.95</b>
8" A.F. Model 80 Dual Cone	<b>£45.95</b>	<b>£49.95</b>
8" A.F. Model 83 Dual Cone	<b>£46.95</b>	<b>£50.95</b>
FANE 8" 808T Dual Cone	<b>£43.95</b>	<b>£47.95</b>
WH/FEADALE L'TON 3XP kit Pr.	<b>£60.70</b>	<b>£63.95</b>
10" DENTON 2XP KIT Pair	<b>£39.15</b>	<b>£26.95</b>
10" GLENDALE 3XP KIT	<b>£82.44</b>	<b>£58.95</b>
8" FANE MODE ONE KIT	<b>£82.44</b>	<b>£58.95</b>
10" ELAC Model 10RM 10-15w	<b>Sp. Price Pair</b>	<b>£3.85</b>

### GROUP/DISCO TYPES

	£15.00	£10.95
12" TITAN T12/45R	<b>£15.00</b>	<b>£10.95</b>
12" TITAN T12/60A	<b>£22.50</b>	<b>£12.95</b>
12" TITAN T12/100A 100w	<b>£36.00</b>	<b>£22.95</b>
12" CELESTION G12M	<b>£16.50</b>	<b>£12.99</b>
12" CELESTION G12H 30w	<b>£22.00</b>	<b>£16.95</b>
12" CELESTION G12/50 50w	<b>£23.75</b>	<b>£18.95</b>
12" GOODMANS 12 PD	<b>Sp. Price</b>	<b>£21.95</b>
12" GOODMANS 12 P	<b>Sp. Price</b>	<b>£18.95</b>
12" FANE 'SPECIALIST' P.A. 80	<b>£27.95</b>	<b>£18.95</b>
12" " " DISCO 80	<b>£29.95</b>	<b>£19.95</b>
12" " " DISCO 100	<b>£31.95</b>	<b>£21.95</b>
12" " " GUITAR 80L	<b>£37.95</b>	<b>£18.95</b>
12" " " GUITAR 100L	<b>£38.95</b>	<b>£19.95</b>
12" " " GUITAR 80B	<b>£28.95</b>	<b>£19.95</b>
12" FANE CRESCENDO 12A	<b>£59.95</b>	<b>£41.95</b>
12" FANE " 12L	<b>£62.95</b>	<b>£39.95</b>
12" FANE " 12 BASS	<b>£69.95</b>	<b>£39.95</b>
15" TITAN T15/60 60w	<b>£16.00</b>	<b>£17.95</b>
15" TITAN T15/70 70w	<b>£28.00</b>	<b>£19.95</b>
15" TITAN T15/100 100w	<b>£41.00</b>	<b>£29.95</b>
15" FANE 'SPECIALIST' BASS 85	<b>£39.95</b>	<b>£29.95</b>
15" " " BASS 100	<b>£42.00</b>	<b>£31.50</b>
15" GOODMANS 15P	<b>Sp. Price</b>	<b>£23.95</b>
15" FANE CRESCENDO/15	<b>£76.89</b>	<b>£51.95</b>
15" FANE CRESCENDO BASS	<b>£79.95</b>	<b>£51.95</b>
15" " " 15/100LT	<b>£74.69</b>	<b>£51.95</b>
15" " " 15/160 160w	<b>£99.75</b>	<b>£72.95</b>
15" " " COLOSSUS 200w	<b>£113.40</b>	<b>£72.95</b>
18" TITAN T18/100 100w	<b>£51.00</b>	<b>£38.95</b>
18" GOODMANS 18P	<b>Sp. Price</b>	<b>£39.95</b>
18" CELESTION G18C	<b>£53.00</b>	<b>£39.95</b>
18" FANE CRESCENDO 18A	<b>£106.95</b>	<b>£72.95</b>
18" FANE CRESCENDO BASS	<b>£94.75</b>	<b>£59.95</b>
18" " " COLOSSUS' 200w	<b>£120.75</b>	<b>£73.00</b>

PLEASE STATE IMPEDANCE.

### HORN UNITS

	(Carr. 85p)	£17.00	£13.75
CELESTION MHI000 25w	<b>£17.00</b>	<b>£13.75</b>	<b>£10.99</b>
FANE 910 CH 11 50w	<b>£26.95</b>	<b>£24.50</b>	<b>£16.95</b>
" 920 100w	<b>£7.95</b>	<b>£4.95</b>	<b>£7.95</b>
" 940 50w	<b>£7.95</b>	<b>£4.95</b>	<b>£7.95</b>
" 973 50w	<b>£11.75</b>	<b>£10.95</b>	<b>£7.95</b>
" 1104 50-70w	<b>£16.95</b>	<b>£13.75</b>	<b>£10.95</b>

### HIGH POWER 'CROSS-OVERS'

FANE HPX1R or HPX2R Carr. 35p	<b>£3.25</b>	<b>£2.25</b>
-------------------------------	--------------	--------------

### ADD-ON HIGH FREQUENCY UNITS

F.A.L. 'Add-on' Carr. £1	£51.84	£35.95
TITAN T1H 70w Carr. £1	<b>£33.00</b>	<b>£23.95</b>
TITAN T52H 100w Carr. £1	<b>£33.00</b>	<b>£23.95</b>
TITAN T2H Carr. £1	<b>£39.00</b>	<b>£26.95</b>

### EXTRA SPECIAL MAIL ORDER OFFER

#### TITAN TA/50A 50w AMPLIFIER

High sensitivity  
Multi purpose  
three ind.  
controlled inputs.  
Controls Bass,  
Treble presence.

Robust, well styled compact cabinet. Black Vinylite covered. Attractive Black/Silver Fascia. **£39.95**  
12 months Guarantee. Carr £1

### PAIR FANE POP 15 12" SPEAKERS

Suitable for use with above when wired in series and housed in sealed cabinet. **£9.95**  
SUITABLE TWIN SPEAKER CABINET **£11.95**

Also for personal shoppers only  
AMPS, T'ABLES, JINGLE MACHINES,  
DISCO CONSOLES, LIGHTING, CABINETS,  
CREDIT TERMS AVAILABLE over orders £20

Phone orders accepted from Access & Barclay card holders.  
Branches at  
**GLASGOW**

403 SAUCHEHALL STREET  
Tel: 041 332 0700

24 NEWGATE  
SHOPPING CENTRE  
NEWCASTLE  
Tel: 0632 25168

Mail Orders & Export enquiries to NEWCASTLE Branch. Add £1 carr. on Hi-Fi spkrs. or kits. Otherwise add £1.25 (12 Spkr).  
£1.50 (15") £2.50 (18")





# WIRE WRAPPING CENTRE



## HOBBY WRAP Model BW 630

Battery  
Wire  
Wrapping  
Tool  
Complete  
with Bit  
and Sleeve

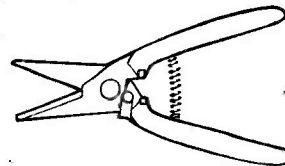


A£24.77 B£29.58 C£2.61 D£6.89

## WIRE-WRAPPING TOOL

For .025" (0.63mm) sq. post "MODIFIED" wrap, positive indexing, anti-overwrapping device.

A	For AWG 30	BW-630
B	For AWG 26-28	BW-2628
C	Bit for AWG 30	BT-30
D	Bit for AWG 26-28	BT-2628

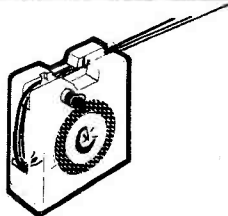


## OK PLIERS AND CUTTERS

**UNIVERSAL CUTTER**  
Cuts everything. Leather, wire, plastic, tin-plate, cardboard. Stainless steel blades.


Just one of the range of high quality pliers, cutters, tweezers and screwdrivers.

3136 £3.20



## 3 IN 1 WIRE DISPENSER

New wire dispenser cuts and strips three different colours of wire. Quick and easy to use, pocket size. Wire sizes 30 AWG. 50ft Red, Blue & White. Kynar insulated. £3.77




## WIRE-WRAPPING KIT

Contains: Hobby Wrap Tool WSU-30 M, Wire Dispenser WD-30-B, (2) 14 DIP's, (2) 16 DIP's, Hobby Board H-PCB-1, DIP/IC Insertion Tool INS-1416 and DIP/IC Extractor Tool EX-1.

Wire-Wrapping Kit	WK-4B (Blue)
-------------------	--------------

£17.80



FROM 75p

## TERMINAL AND DISTRIBUTION STRIPS

Bread boarding building blocks with universal matrices of solderless plug-in tiepoints.


- Are offered in ten configurations.
- Accept all components with leads up to .032" diameter.
- Require no special patch cords.
- Includes integral non-shorting instant mounting backing.



**HOBBY WRAP TOOL**  
Wire-wrapping, stripping, unwrapping tool for AWG 30 on .025 (0.63mm) Square Post.

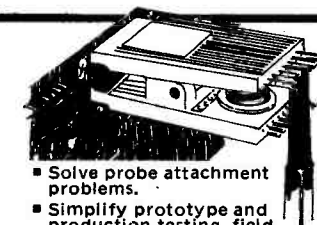
Regular Wrap	WSU-30	£4.39
Modified Wrap	WSU-30M	£4.69

## DIP/IC INSERTION TOOL WITH PIN STRAIGHTENER



STRAIGHTEN PINS    RELEASE    PICK UP    INSERT

14-16 Pin Dip IC Inserter	INS-1416	£2.58
---------------------------	----------	-------



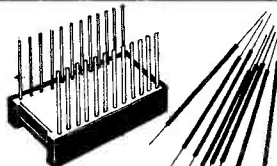
## IC TEST CLIPS

### FOR DUAL-IN-LINE PACKAGES

- Solve probe attachment problems.
- Simplify prototype and production testing, field service work, and quality control.

- Provide full access to integrated circuit DIP leads.
- Remove DIP's damage free.
- Available in sizes to accommodate all DIP's; TC-14 fits 14-pin DIP's etc.

£2.75



## DIP SOCKET

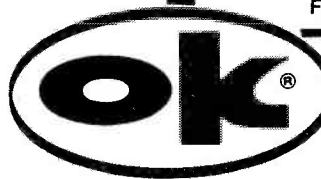
Dual-in-line package, 3 level wire-wrapping, phosphor bronze contact, gold plated pins .025 (0.63mm) sq., .100 (2.54mm) centre spacing.

14 Pin Dip Socket	14 Dip
16 Pin Dip Socket	16 Dip

FROM 14p

## DIP/IC EXTRACTOR TOOL

The EX-1 Extractor is ideally suited for hobby enthusiast or lab engineer. Featuring one piece spring steel construction. It will extract all LSI, MSI and SSI devices of from 8 to 24 pins. Extractor Tool EX-1.£1.10



## RIBBON CABLE ASSEMBLY FROM £2.70

With 14 Pin Dip Plug - 2" Long	DE 14-2
With 14 Pin Dip Plug - 4" Long	DE 14-4
With 14 Pin Dip Plug - 8" Long	DE 14-8
With 16 Pin Dip Plug - 2" Long	DE 16-2
With 16 Pin Dip Plug - 4" Long	DE 16-4
With 16 Pin Dip Plug - 8" Long	DE 16-8



**DISTRIBUTORS WANTED\*\*\***

**OK Machine & Tool U.K. Limited**


48a The Avenue - Southampton SO12SY

Telephone Southampton (0703) 38966/7 Telex 477222 Cablegram OKMAC

**DISTRIBUTORS WANTED\*\*\***

# Electronics. Make a job of it....

Enrol in the BNR & E School and you'll have an entertaining and fascinating hobby. Stick with it and the opportunities and the big money await you, if qualified, in every field of Electronics today. We offer the finest home study training for all subjects in radio, television, etc., especially for the CITY AND GUILDS EXAMS (Technicians' Certificates); the Grad. Brit. I.E.R. Exam; the RADIO AMATEUR'S LICENCE; P.M.G. Certificates; the R.T.E.B. Servicing Certificates; etc. Also courses in Television; Transistors; Radar; Computers; Servo-mechanisms; Mathematics and Practical Transistor Radio course with equipment. We have OVER 20 YEARS' experience in teaching radio subjects and an unbroken record of exam successes. We are the only privately run British home study College specialising in electronics subjects only. Full details will be gladly sent without any obligation.



## Become a Radio Amateur.

Learn how to become a radio-amateur in contact with the whole world. We give skilled preparation for the G.P.O. licence.

WL 9

Brochure without obligation to:

### British National Radio & Electronic School

P.O. Box 156, Jersey, Channel Islands.

NAME \_\_\_\_\_

ADDRESS \_\_\_\_\_

Block caps please

**Free!**

### BARGAIN PARCELS SAVE POUNDS

Huge quantities of electronic components must be cleared as space required. 1000's of capacitors, resistors, transistors. Ex equipment panels etc. covered in valuable components. No time to sort. Must sell by weight 7 lbs-£4.95; 14lbs-£7.95; 28lbs-£12.00; 56lbs-£20.00; 112 lbs-£30.00.

**Handy Packs**  
4 aluminium boxes 126 x 44 x 38 mm ideal for signal injectors, etc. £1.00.  
Miniature Edgewise Panel Meters 200µA FSD. 90p

100 miniature reed switches ideal for burglar alarms, model railways, etc. £3.30.  
6 x 6 pole 12 volt reed relays on board £2.45.  
High quality computer panels smothered in top grade components 5 lbs £4.75. 10 lbs £8.95.

**DE LUXE FIBRE GLASS PRINTED CIRCUIT ETCHING KITS**  
Includes 150 sq. in. copper clad f/g board, 1 lb ferric chloride, 1 Dalo etch resist pen, abrasive cleaner, 2 mini drill bits, etch tray and Instructions/only £5.30.

150 sq. in. fibre glass board £2.00  
Dalo pen. 90p.  
1 lb ferric chloride to mil spec. £1.25.  
5 lbs ferric chloride to mil spec. £5.00.

Instruction sheet 20p  
Miniature mains transformers, fully shrouded, 240V. in 6-0-6V at 100ma out. Ex new equipment. Complete with mains lead and plug on input and short leads on output 90p.

**Semiconductor Bargains**  
TH3 Thermistors 10 for £1.50.  
100 new & marked silicon and germanium transistors including BC148, BF194, BC183, etc. £3.95

100 mixed diodes including zener, power and bridge types £3.30.  
Bridge rectifier 100v 2.5 amp 4 for £1.  
Brand new ITT 25 kv triplers for Decca Bradford chassis £2.50. 5 for £10.  
50 Germanium diodes, ideal for crystal sets, etc. £1.  
Miniature Vernitron FM4 10-7 MHz Ceramic Filters 50p each 3 for £1.  
New U.H.F. transistor TV tuners 4 push-button type £3.50  
Rotary type with slow drive £2.50.

Hardware Packs each containing 100's of items including BA nuts and bolts, Nylon, Self-tapping, Posidrive, "P" clips, Cable clamps, Fuse holders, Spire nuts etc., £1 per pound.

Aluminium TV coax plugs 8 for £1.00  
Standard wire ended neons 12 for £1.00  
Miniature 5K log pots with s/p switch 4 for £1.

**DON'T LET YOUR ENVIRONMENT DEHYDRATE YOU OR YOUR POSSESSIONS.** Buy a Honeywell Humidity Controller. Compact (3 1/2" x 1 1/2" x 1 1/2"), wide range of control, adjustable by 1/2" spindle with flat. Contact Rating 3-75A @ 240VAC, 7-5A @ 120VAC. Ideal for Greenhouses, Centrally Heated Homes, Offices, etc. Build your own Humidifiers or Dehydration Alarms. £1.50 ea. 4 for £5.

New Miniature FM Frontends 88-108MHz, 10-7MHz. I.F. or with Integral Tuning-gang £2.50.

TBA 120A 50p each  
SN 76115N £1 each.

20 mm anti-surge fuses your selection 800MA to 3-15A. 12 for £1.00

**Component Bargains**  
300 mixed resistors £ 4 1/2 watt £1.50  
300 modern mixed caps most types £3.30.  
200 mixed resistors mostly 1/2 & 2 watt. £1.50.  
100 mixed polyester caps £2.20.  
100 mixed modern miniature and ceramic plate caps £1.00.

100 mixed wirewounds £2.20.  
300 printed circuit resistors £1.00.  
125 mixed film resistors, mostly miniature £1.00, 500 for £3.50.  
25 mixed pots & presets £1.50.  
100 High wattage resistors, wirewound etc. £2.20.

Modern Vertical Presets with slotted knobs, 220Ω, 470K, 500K, 1 MEG, 25 for £1, 4 Packs £3.50.

Small 5Ω wirewound Horiz. Convergence Preset with Knob. 10 for £1.  
Mastrola 1 watt Audio I.C. MFC 8010 9-16v, 8-16Ω, 10-400MV. Sensitivity S.C. proof, complete with circuits and data £1.10 each, 5 for £4.  
100K Stereo Slider Pots. Modern, slim type. 50p each, 3 for £1.  
Double Gang A.M. Tuning Condensers with integral 100K pot. For varicap tuning on VHF as used in modern Thorn music centres. £1.

20 mm anti-surge fuses your selection 800MA to 3-15A. 12 for £1.00

Component Bargains  
300 mixed resistors £ 4 1/2 watt £1.50  
300 modern mixed caps most types £3.30.  
200 mixed resistors mostly 1/2 & 2 watt. £1.50.  
100 mixed polyester caps £2.20.  
100 mixed modern miniature and ceramic plate caps £1.00.

100 mixed wirewounds £2.20.  
300 printed circuit resistors £1.00.  
125 mixed film resistors, mostly miniature £1.00, 500 for £3.50.  
25 mixed pots & presets £1.50.  
100 High wattage resistors, wirewound etc. £2.20.

Modern Vertical Presets with slotted knobs, 220Ω, 470K, 500K, 1 MEG, 25 for £1, 4 Packs £3.50.

Small 5Ω wirewound Horiz. Convergence Preset with Knob. 10 for £1.  
Mastrola 1 watt Audio I.C. MFC 8010 9-16v, 8-16Ω, 10-400MV. Sensitivity S.C. proof, complete with circuits and data £1.10 each, 5 for £4.  
100K Stereo Slider Pots. Modern, slim type. 50p each, 3 for £1.  
Double Gang A.M. Tuning Condensers with integral 100K pot. For varicap tuning on VHF as used in modern Thorn music centres. £1.

20 mm anti-surge fuses your selection 800MA to 3-15A. 12 for £1.00

Component Bargains  
300 mixed resistors £ 4 1/2 watt £1.50  
300 modern mixed caps most types £3.30.  
200 mixed resistors mostly 1/2 & 2 watt. £1.50.  
100 mixed polyester caps £2.20.  
100 mixed modern miniature and ceramic plate caps £1.00.

100 mixed wirewounds £2.20.  
300 printed circuit resistors £1.00.  
125 mixed film resistors, mostly miniature £1.00, 500 for £3.50.  
25 mixed pots & presets £1.50.  
100 High wattage resistors, wirewound etc. £2.20.

Modern Vertical Presets with slotted knobs, 220Ω, 470K, 500K, 1 MEG, 25 for £1, 4 Packs £3.50.

Small 5Ω wirewound Horiz. Convergence Preset with Knob. 10 for £1.  
Mastrola 1 watt Audio I.C. MFC 8010 9-16v, 8-16Ω, 10-400MV. Sensitivity S.C. proof, complete with circuits and data £1.10 each, 5 for £4.  
100K Stereo Slider Pots. Modern, slim type. 50p each, 3 for £1.  
Double Gang A.M. Tuning Condensers with integral 100K pot. For varicap tuning on VHF as used in modern Thorn music centres. £1.

20 mm anti-surge fuses your selection 800MA to 3-15A. 12 for £1.00

40p P & P ON ALL ABOVE ITEMS. SEND CHEQUE OR POSTAL ORDER WITH ORDER TO SENTINEL SUPPLY, DEPT PW 149A BROOKMILL ROAD, DEPTFORD, SE8 CALLERS BY APPOINTMENT ONLY



**IT CAN SAVE YOU POUNDS!**



Modules — power amps 3 to 100 watts R.M.S, power supplies, control units, etc. —electronic ignition for your car — D.I.Y. disco/ P.A. — bargain disco assemblies — plenty to choose from with technical gen, diagrams and good instructions. Send only 20p for postage and handling for your copy by return.



Dept. P.W.9, 37 VANGUARD WAY SHOEBOURNESS, ESSEX Phone (03708) 5543  
Shop & Showroom (personal callers only) 222-224 West Road, Westcliffe on Sea. Phone—Southend (0702) 35-1048

# RST VALVE MAIL ORDER CO.

## CLIMAX HOUSE, FALLSBROOK ROAD, LONDON SW16 6ED

### SPECIAL EXPRESS MAIL ORDER SERVICE

#### SEMICONDUCTORS

AA119 0.20	ASY26 0.45	BC159 0.13*	BCY72 0.17	BF194 0.12*	BZX85 0.20	O470 0.30	OC92 0.75	ZS271 0.22*	2N697 0.16	2N3055 0.65
------------	------------	-------------	------------	-------------	------------	-----------	-----------	-------------	------------	-------------

#### VALVES

AZ31 1.10*	ECC83† 0.55*	E90 1.28*	OQ3† 0.75	PL84† 0.60*	UCF95† 0.55*	6AC7 0.75*	6LGGC 1.95*	12A16 0.55*	92AV 7.15
------------	--------------	-----------	-----------	-------------	--------------	------------	-------------	-------------	-----------

#### INTEGRATED CIRCUITS

7400 0.20	7412 0.26	7432 0.36	7454 0.20	7491AN 0.95	74119 2.00	74145 1.00	74175 1.00	74199 2.25	TBA550Q 3.22*
-----------	-----------	-----------	-----------	-------------	------------	------------	------------	------------	---------------

#### BASES

#### CRT'S

BGT unskirted 0.15	1CP31 31.00	4EP1 25.00
--------------------	-------------	------------

VCR138A* 12.50		VCR139A* 8.00
----------------	--	---------------

**3 BP1 TUBE AVAILABLE FROM STOCK**

**SUITABLE FOR P.W. PROJECT**

**£8.00 each. Base 75p. Postage 75p**

**VAT 8%**

Terms of business: C.W.O. postage and packing valves and semiconductors 25p per order. CRTs 75p. Items marked \* add 12½% VAT. Others 8%. † indicates cheap quality version or surplus, but also available by leading UK and USA manufacturers. Price ruling at time of despatch. Account facilities available to approved companies with minimum order charge £10. Carriage and packing £1 on credit orders. Over 10,000 types of valves, tubes and semiconductors in stock.

Telephone 01-677 2424  
Telex 946708

E & O.E.

### MINI CONSOLES

Ideal for small desk control panels and consoles. Moulded in orange, blue, black and grey ABS. Incorporates slots for holding 1.5mm thick pcb's

Aluminium panel sits recessed into front of console and held by screws running into integral brass bushes.

MC 161 x 96 x 58mm £2.12 (1-9) (Includes VAT)  
 MC 215 x 130 x 75mm £2.94 (1-9) (Includes VAT)  
 (Prices include VAT & P.P.)

Stop wasting time soldering

### The NEW MW BREADBOARD accepts

Transistors, LED's, Diodes, Resistors, Capacitors and all DIL packages with 6 to 40 pins



Includes slot-in Component Support Bracket and has 470 individual sockets, plus Vcc and Ground Bus Strips  
 Price £9.72 (includes VAT & P.P.)

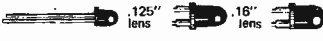
### SC BOXES

Easily drilled or punched, orange, blue, black and grey ABS. Incorporate slots for holding 1.5mm thick pcb's. Aluminium panel sits recessed into front of the box and held by screws running into integral brass bushes.

SC 85 x 56 x 35mm 97p (1-9) (Includes VAT)  
 SC 111 x 71 x 48mm £1.29 (1-9) (Includes VAT)  
 SC 161 x 96 x 59mm £1.81 (1-9) (Includes VAT)  
 Add 25p per £1 order value for Post & Packing

### ECONOMY QUALITY LED's

50 for only £5 - 100 for only £9  
 Mixed bags, all sizes, various colours



Full specification LED's also available  
 Red (specify size) 75p per pack  
 Green, Yellow, Orange (specify size) £1.20 per pack  
 Packs contain 5 LED's, mounting clips and data

### TYPE MP NEON INDICATOR

Supplied with resistor for 240 Volts operation  
 150mm leads, held in 6.4mm hole by nut



Red, Amber, Clear, Opal 20p each

### TYPE A NEON INDICATORS

Supplied with resistor for 240 Volts operation  
 Held in 8mm hole by plastic bezel  
 150mm wire leads



Red, Amber, Clear, Opal 19p each  
 Green 28p each

### SEVEN SEGMENT DISPLAYS

Economy quality  
 Red, yellow and green  
 Only 45p each  
 Common Anode - 0.3" Left Decimal  
 Full specification displays also available as above  
 Red @ 98p each  
 Green and Yellow @ £1.35 each.  
 Data supplied with full spec. displays only.



Quantity quotations on request

### RC BOXES ABS and DIECAST

1.5mm pcb slots and close fitting flanged lids. ABS in orange, blue, black or grey colours. Diecast in natural or grey hammertone colour. Lid held by screws running into integral brass bushes.

	ABS	Natural Diecast	Hammertone Diecast
RC 100x62x25mm	68p	70p	93p
RC 112x62x31mm	79p	94p	1.23
RC 120x65x40mm	88p	1.22	1.59
RC 150x80x50mm	1.03	1.64	2.11
RC 190x110x60mm	1.77	2.53	3.08

Polystyrene version  
 in grey only, no slots, no integral brass bushes  
 RC(P) 112 x 61 x 31mm 61p  
 All prices are 1-9 off, include VAT, but please add 25p per £1 order value for Post & Packing

P.P. Note Unless included in price add 25p Post & Packing for orders totalling under £10. All prices include VAT and are valid in UK only for 2 months from Journal issue date

**Michael Williams Electronics**  
 47 Vicarage Av. Cheadle Hulme, Cheshire SK8 7JP

## TECHNICAL TRAINING IN ELECTRONICS TELEVISION AND RADIO SERVICING

ICS can provide the technical knowledge that is so essential to your success, knowledge that will enable you to take advantage of the many opportunities open to the trained person. You study in your own home, in your own time and at your own pace and if you are studying for an examination ICS guarantee coaching until you are successful.

**City & Guilds Certificates:**  
 Telecommunications Technicians  
 Radio, TV, Electronics Technicians  
 Technical Communications  
 Radio Servicing Theory  
 Radio Amateurs  
 Electrical Installation Work  
 MPT Radio Communications Certificate

**Diploma Courses:**  
 Colour TV Servicing  
 Electronic Engineering and Maintenance  
 Computer Engineering and Programming  
 Radio, TV, Audio Engineering and Servicing  
 Electrical Engineering, Installation  
 and Contracting

**POST OR PHONE TODAY FOR FREE BOOKLET**

**ICS To: International Correspondence Schools**  
 Dept. No. 276Y, Intertext House, LONDON  
 SW8 4UJ or telephone 622 9911

Subject of Interest.....  
 Name.....  
 Address.....  
 Tel:.....

## HAVE YOU DONE IT LATELY!

Fit a  
new tape head  
and transform the  
performance of  
your tape  
recorder

**MONOLITH**  
THE MONOLITH ELECTRONICS CO. LTD.  
 Regd No. 1016768.  
**QUALITY**  
 REEL TO REEL  
 AND CASSETTE TAPE HEADS

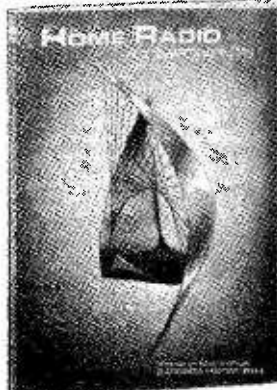


Full Catalogue 25p Please enclose 20p P&P on order

B24-RP stereo cassette glass/ferrite record/playback £9.84  
 B12-01 mono cass. playbk. £1.60 B24-01 stereo cass. playbk. £2.80  
 A28-06 stereo 8tk cartridge £1.80 E12-08 stereo/mono cass. erase £1.80

5/7 Church St, Crewkerne, Som. Tel. (0460) 74321


## EVERYBODY'S DOING IT!



Doing what? Sending for the latest Home Radio Catalogue. It's the most comprehensive components catalogue you can get. 128 pages, about 2,500 items listed, and profusely illustrated. Now only £1.00, with a free bargain list. Send your cheque or postal order now.

**Home Radio Components Ltd.**  
 Dept. P.W., 234 London Road, Mitcham, Surrey CR4 3HD





**EDITOR**

Geoffrey C. Arnold

**ASSISTANT EDITOR**

Dick Ganderton C. Eng., MIERE

**ART EDITOR**

Peter Metalli

**TECHNICAL EDITOR**

Ted Parratt, BA

**NEWS & PRODUCTION EDITOR**

Alan Martin

**TECHNICAL SUB-EDITOR**

Peter Preston

**TECHNICAL ARTIST**

Rob Mackie

**LAYOUT ARTIST**

Keith Woodruff

**SECRETARIAL**

Sylvia Barrett  
Debbie Chapman

**EDITORIAL OFFICES**

Westover House,  
West Quay Road,  
POOLE, Dorset BH15 1JG  
Telephone: Poole 71191

**ADVERTISEMENT MANAGER**

Telephone: 01-261 6671 Roy Smith

**REPRESENTATIVE**

Telephone: 01-261 6636 Dennis Brough

**CLASSIFIED ADVERTISEMENTS**

Telephone: 01-261 5762 Colin R. Brown

**MAKE UP & COPY DEPARTMENT**

Telephone: 01-261 6570 Dave Kerindi

**ADVERTISEMENT OFFICES**

Kings Reach Tower, Stamford St.,  
London, SE1 9LS  
TELEX: 915748 MAGDIV-G

# A Professional Finish

**F**ROM comments made by readers we know that one of the features which they seek in any constructional project is the means of achieving a presentable appearance to the finished item of equipment. Whether it be a piece of test gear, a radio transmitter or receiver, or a hi-fi unit, to be able to answer "Yes, and I built it myself" to a friend's praise of its appearance, is very good for the ego!

The availability to the home constructor of a wide range of cases, both metal and plastics, has made the task much simpler, and the traditional "metal-bashing", whereby complete cases were produced from aluminium sheet in the home workshop, is tending to become a thing of the past. There are those who still practise it—several readers have written urgently requesting fully dimensioned drawings of the metalwork for the "Purbeck" oscilloscope, even though this is available in finished form from one of our advertisers.

For hi-fi equipment, an attractive cabinet presents more difficulty, since instrument cases and boxes do not blend well with the decor of most lounges. Veneered chipboard can help the competent handyman, but there are still various items of trim required. For the *PW* "Wimborne" Music Centre, which begins in this issue, we have arranged with an advertiser for the supply of purpose-made cabinet parts. These should allow you to produce a unit whose appearance will rival that of a ready-built commercial music centre. For the "Wimborne", we are giving details of the cabinet first, since it forms a box into which the various modules are later assembled. I hope we will not receive too many complaints that we should have published the electronics first!

Reverting to constructional projects in general, a neatly lettered front panel is undoubtedly the most important factor in achieving that professional finish. We have recently introduced on a trial basis, film front panel overlays for some of our projects. Clamping the overlay between the front panel and a thin Perspex sheet, secured by the control fixing nuts, produces a fully marked panel which is very durable indeed. We are presently working on a number of other ideas in similar vein, and hope to present these in *PW* later in the year.



**Geoffrey C. Arnold T. Eng. (CEI) FSERT (ex G3GSR)—Editor**

Like many others in electronics, Geoff began his career as a seagoing Radio Officer, first with Marconi Marine, then with the P & O shipping company. Transferring to P & O shore staff, he was engaged in installation and repair of all types of ship-borne radio, electronic and sound equipment. A spell with Redifon Marine, working on the design of special systems, brought a deep involvement with handbook

writing, which inspired his transfer to technical journalism.

Spare-time interests include music (more or less anything except modern classical), d.i.y., and studying for a degree with the Open University. Geoff is married, with a son reading Electrical and Electronic Engineering at University of Surrey, and two daughters still at school.

## RAE courses

Three courses for radio amateur's are being offered by North Trafford College of Further Education. Course ERA1 will cover RAE theory and ERA2 the morse code, both these courses will be on one evening each week between 18.30 and 21.00 hours. Enrolment will be on 11th, 12th and 13th September. Another advanced course is available for amateurs who have passed the RAE and would like to broaden their expertise. The lecturer will be J. T. Beaumont G3NGD. *North Trafford College of Further Education, Talbot Road, Stretford. Tel: 061-872 3731.*

A similar course is also offered at Hucknall Adult Education Centre. The course starts on Monday 18th September 1978, and enrolment is on Monday 11th, Tuesday 12th September 1978, from 2pm until 8pm. *Hucknall Adult Education Centre, Portland Road, Hucknall, Nottingham. Tel: (06075) 2798.*

All being well Blackburn Technical College will again be running an RAE course, commencing on Wednesday evenings at the end of September. Enrolment will be at the College on 6th, 7th and 8th September 1978. For further details telephone G3LLL on Blackburn 40762 in the evening and Blackburn 59595/6 during the day. *College of Technology and Design, Feilden Street, Blackburn.*

Moving south to the London area, we are notified of two courses, the first at Amberly Road Adult Education Centre, on Mondays and Thursdays with Morse, starting 18th September 1978. Enrolment will be on 7th, 8th, 11th and 13th September. We understand this is the nearest RAE course to the centre of London. The second will be held at Hatch End High School, Hatch End, Middlesex, on Wednesdays, with Morse starting 27th September 1978. Enrolment will be on 16th and 17th September at Nower Hill School. Both courses will be conducted by D. T. Busby, G8ELB, 46 St. Kilda's Road, Harrow, Middlesex.

And last but not least, an RAE course will start on Thursday 21st September 1978, beginning at 7.30 pm. There will also be a Morse Proficiency Course beginning on Monday 18th September 1978 at 7.30 pm. For further information contact J. Brett, Principal, *North and West Farnborough Further Education Centre, Cove School, St. John's Road, Farnborough, Hants.*

## The British Vintage Wireless Society

The second annual meeting of the society, was held on Sunday 21st May 1978, at St. Albans, with a grand turnout of over 60 members, their friends and guests. It was decided that in the future, meetings would be held every six months.

After the official business was concluded, a grand bartering session was held.

The aim of the BVWS, formed in 1976, is to promote the study of wireless history, to record existing sources of information on all aspects of early wireless, and to encourage the preservation of early wireless equipment.

The society currently has a membership of over 80, including several overseas. It publishes a quarterly bulletin, containing articles on collecting, restoring, members exchanges and wants, vintage circuit diagrams, etc., and will extend a warm welcome to any new members. Further details can be obtained from the Hon. Membership Secretary BVWS, Mr. Jon Hill, 14 Victoria Court, Kingsbridge Avenue, London W3.

## Science and Security

An international conference on the application of science to security techniques and equipment will be held in conjunction with the 1st International Science and Security Exhibition at the Metropole Hotel, Brighton. The conference is organised by the Institute of Physics, in collaboration with the Electrical Research Association.

It is anticipated that the three day conference will be in six sessions, each with one or two keynote speakers and several contributed papers. Topics to be covered will include: Protection of data and communication; Intruder detection and alarm systems; Access control systems; Identification of persons and documents; Sensing techniques; Security strategy; Industrial and commercial applications.

The conference will be held in a hall immediately adjacent to the associated exhibition. Residential accommodation will be available in the Metropole Hotel and the University of Sussex. Further details from: *The Institute of Physics, 47 Belgrave Square, London SW1X 8QX. Tel: 01-235 6111.*

## Mobile Rally

Preston Amateur Radio Society Mobile Rally, is to be held on Sunday 20th August 1978 at Walton le Dale County High School, Bamber Bridge, Preston, Lancs., which is situated one mile from the M6, junction 29.

There is to be a talk in on S22 and the usual attractions including a bring and buy stand. Plenty of free parking and the rally starts at 11.00am. Details from: *G8KTM, QTHR.*

## Summer sale

We are informed by Chromasonic Electronics that they are currently holding a summer sale of, integrated circuits, seven segment displays etc. A list of the offers can be obtained by applying, enclosing a s.a.e.

Also available is their popular IC Booklet, priced 35p. *Chromasonic Electronics, 56 Fortis Green Road, Muswell Hill, London N10 3HN. Tel: 01-833 3705.*

## On the move

A. Marshall (London) Ltd. inform us that from 20th June, they are moving their Offices, Industrial Sales Department, Mail Order Department and Central Stores to new premises at Kingsgate House, Kingsgate Place, London NW6. Tel: 01-624 0805/6/7/8.

The new premises are considerably larger than their existing ones, and it is hoped in quite a short time to achieve a very high service level, and eliminate the difficulties they have been experiencing recently due to lack of space.

Their existing premises at 40 Cricklewood Broadway are being refitted as a new branch, and will be trading as and from 28th June.

## Can I help you !

Are you the secretary, organiser or general dog's body of your local radio club or any other group whose functions may interest readers of *PW*. If so, let me know and I will endeavour to publicise your rally, get-together, whatever, through this column. Remember though, we compile the magazine some time ahead of publication day (e.g. this note was written in mid-June), so, the earlier I can have details, the better. *Alan Martin*

# WIDEBAND CALIBRATED ATTENUATOR

M. TOOLEY

Often it is required that a known degree of attenuation be introduced between a source and a matched load, for example, between a signal generator output and the input of a receiver when carrying out sensitivity measurements. The unit described provides accurate 1dB steps of attenuation from 0dB to 20dB. The attenuator is designed for a 50Ω system but details are also given on how to calculate suitable component values for alternative impedances. The frequency response of the attenuator is sufficient to allow for operation up to and beyond 150MHz. The attenuator can be built for an extremely modest outlay and is a valuable addition to the test gear owned by any serious radio experimenter.

## Attenuators

Attenuation is usually expressed on the decibel scale. Both power and voltage ratios are normally expressed in decibels (dB) where:

$$N \text{ (dB)} = 10 \log_{10} \left( \frac{P_2}{P_1} \right)$$

$P_1$  and  $P_2$  are the powers being compared. If both the source output and load input impedances are the same, then the corresponding voltage ratios may be used, in which case:

$$N \text{ (dB)} = 20 \log_{10} \left( \frac{V_2}{V_1} \right)$$

In the case of attenuators,  $V_2$  would be the output of the signal generator when it is feeding a matched load and  $V_1$  would be the voltage developed across the load. In this case  $N$  (in decibels) would be the attenuation of the signal between the source and the load which is imposed by the attenuator network. In order for the relation to be true, however, the attenuator must present a matched load to the source and it must of course attenuate the voltage applied by the desired amount.

## General Points

For the purpose of analysis and design it is possible to reduce any active circuit, however complicated, to a single voltage generator together with a series impedance. This is known as the Thevenin equivalent circuit. It can be shown that, for maximum power transfer to an external load, the impedance of the load should be equal to the series impedance in the equivalent circuit (the so called "output impedance") Fig. 1. It is common practice to adopt a convenient value for this impedance and to design accordingly. In audio work a value of 600Ω is often chosen, whereas in radio work 300Ω, 75Ω, and 50Ω are common values. Having adopted a value for the

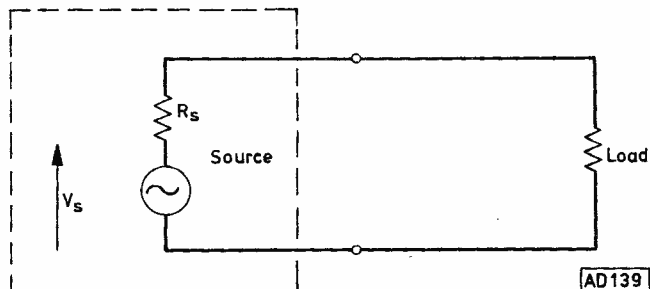


Fig. 1: Equivalent circuit showing a source coupled to a load

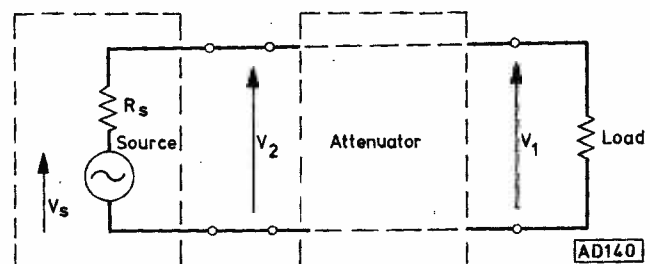


Fig. 2: Attenuator connected between the source and load

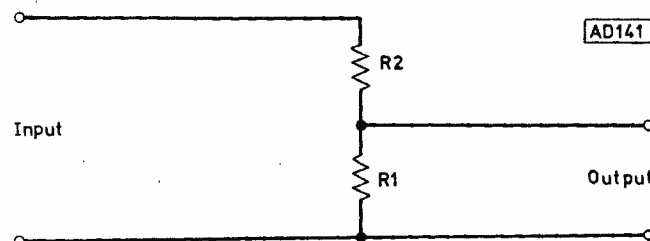


Fig. 3: Simple potential divider type attenuator

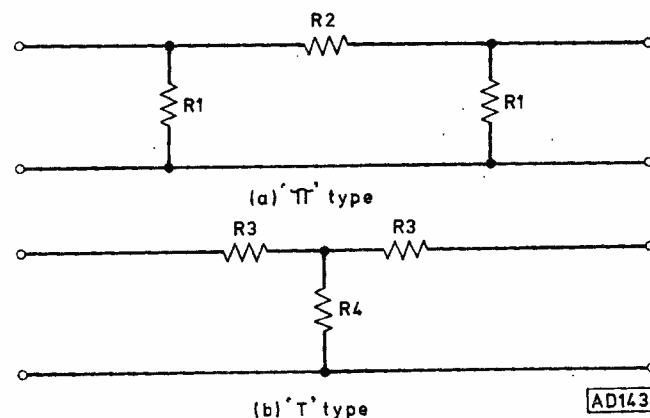
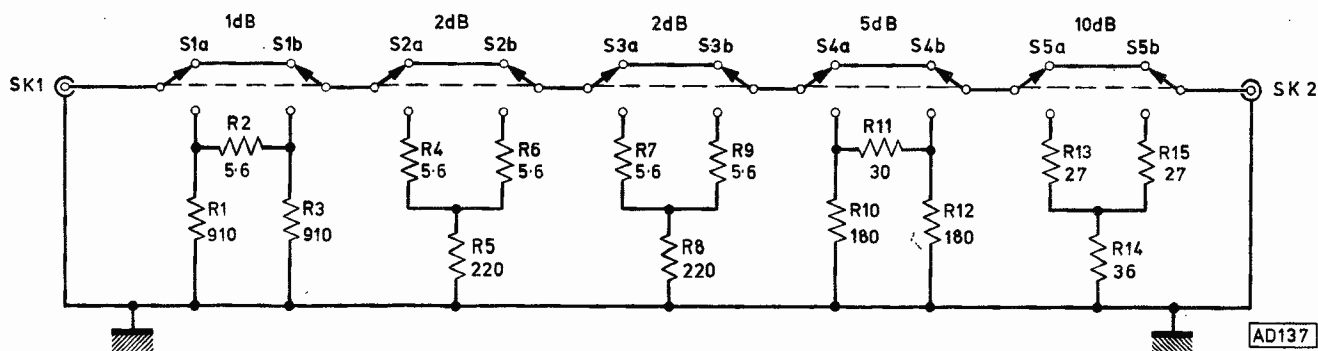


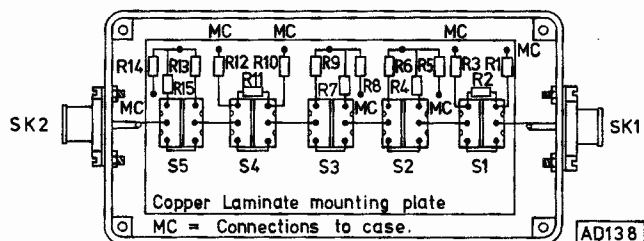
Fig. 4: Essentials of "π" and "T" type unbalanced attenuators





AD137

Fig. 5: (above) and Fig. 6 (below): Circuit and physical layout of the complete attenuator



AD138

impedance, it is possible to design individual units with common input and output impedances in the knowledge that, when connected together, there will be a maximum transfer of signal power between the units.

Fig. 2 shows how an attenuator is inserted between a source and load. Due to the fact that the source and load impedances are equal, the attenuator networks in common use are usually symmetrical in design unlike the simple potential divider arrangement which is shown in Fig. 3. Hence attenuators may be used either way round, and, if the networks are all matched to the same impedance, they may also be connected in series to provide an attenuation in decibels which is the sum of the individual attenuation, also in decibels.

## Basic Forms

The two commonest forms for attenuator networks to take are the "π" and "T" types shown in Fig. 4. They perform exactly the same function and use the same number of components, but the component values may be more convenient using one form rather than the other for a given amount of attenuation. It is, of course, quite permissible to mix the two types of attenuator when several attenuators are to be connected in tandem. The use of a binary sequence of 1,2,4,8 . . . dB in switching will give the maximum attenuation range for a given number of switches, but the authors chose to use a more convenient sequence of 1,2,2,5, and 10dB. This arrangement permits the selection of any degree of attenuation from 1dB to 20dB in 1dB steps. If a greater degree of attenuation is required, then it is simply a matter of constructing another attenuator and placing it in series with the first. Two identical 20dB switched attenuators will provide a maximum of 40dB when they are connected in series.

The use of low capacitance switches enables a wide bandwidth to be achieved. The maximum power input

## ★ components

Resistors	Switches
1W carbon film	SI-5 Sub mini. d.p. changeover
5.6Ω 5 R2, 4, 6, 7, 9	<b>Sockets</b>
27Ω 2 R13, 15	SK1-2 Standard surface mounting coaxial, or 50Ω types
30Ω 1 R11	<b>Miscellaneous</b>
36Ω 1 R14	Diecast box 120 × 60 × 44mm
180Ω 2 R10, 12	Copper laminate 100 × 45mm
220Ω 2 R5, 8	
910Ω 2 R1, 3	

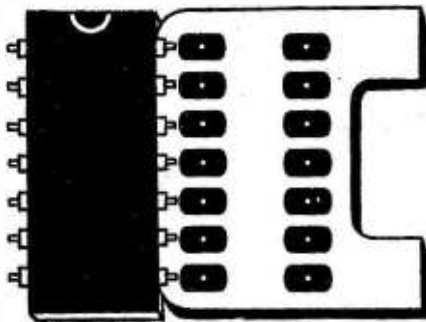
will be determined by the rating of the component resistors used. These should be carbon film types using short connecting leads.

## Circuit Description

The circuit diagram of the attenuator is shown in Fig. 5. It is desirable to use the standard range of carbon film resistors available in the construction of the attenuator and thus the attenuator type, "π" or "T", has been chosen with this in mind. After performing the calculations it appears that, for a 50Ω system, 1dB and 5dB are more accurately achieved using the "π" circuit and that 2dB and 10dB are more accurately achieved by the "T" circuit. Miniature toggle switches are used to select, or by-pass, each individual attenuator circuit.

## Construction

Construction is straightforward and should closely follow the layout shown in Fig. 6. Note that all resistor leads should be kept as short as possible in order to ensure good high frequency performance, and resistor values quoted are for a 50Ω system; for alternative impedances, multiply each resistor value by a factor of Z/50, where Z is the impedance for the system. BNC or 239 (u.h.f.) type connectors may of course be used in place of the coaxial type used on the prototype. The use of a diecast box is strongly recommended since adequate screening is vital if the maximum value of attenuation is to be achieved. To facilitate a very low resistance common earth connection, a small piece of copper laminate is used to line the underside of the front panel of the instrument. This, of course, also helps minimise the length of the resistor leads. The calibration of the instrument should only be checked against another known attenuator. Reliance should not be placed on the calibration scales of signal strength meters normally fitted to receivers!



# OF THE MONTH 70

Brian DANCE M.Sc

## TBA 120 I.F. AMP./LIMITER/DEMOD.

### The TBA 120 Series of I.F. Devices

The TBA 120 series consists of devices designed for use as 10.7MHz i.f. amplifier-limiter and demodulator circuits in f.m. receivers. They are also suitable for performing the same functions in the 5.5MHz inter-carrier sound channels of television receivers. The devices incorporate an electronic volume control circuit which enables long leads to be used to the volume control potentiometer without the danger of hum pick up, since only a direct current passes through these leads.

### Types

The TBA 120 device is encapsulated in a 14 pin dual-in-line package with the connections shown in Fig. 1. The TBA 120A is an electrically identical device which is encapsulated in a 14 pin quad-in-line package with the same connections (alternate pins on each side of a quad-in-line device are bent so that they are at different distances from the body of the device).

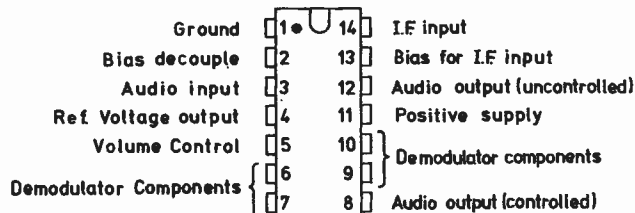
The TBA 120S is a more sensitive device with similar connections; it employs an 8 stage amplifier/limiter instead of the 6 stage internal circuit used in the TBA 120. Each of the three devices contains

a separate internal transistor which is suitable for use as an audio frequency preamplifier or as a switching transistor for treble cut using a resistance-capacitance network. The TBA 120AS (Siemens) and the TBA 120SQ (National Semiconductor) are quad-in-line versions of the TBA 120S. Constructors intending to use a socket are advised to purchase the dual-in-line devices, since quad-in-line sockets are not very readily available.

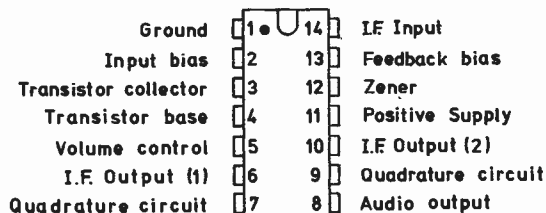
The other two devices in the series are the TBA 120T and the TBA 120U; these have a sensitivity similar to the TBA 120S, but have an internal audio amplifier rather than the separate internal transistor. The TBA 120T has an internal 820 ohm resistor connected across its i.f. input (between pins 13 and 14) so that no matching resistor is required when the device is fed from a 5.5MHz ceramic i.f. filter of this impedance. This extra resistor is not present in the TBA 120U; this latter device is mainly intended for use with tuned circuits rather than ceramic filters and has a much higher input impedance (about 40 kilohms in parallel with 5pF).

The TBA 120T and TBA 120U are more conveniently used with a video tape recorder than the other types, since they have two audio outputs, the output from pin 12 being unaffected by the setting of the volume control.

This series of devices is produced by various manufacturers including AEG-Telefunken, ITT Semiconductors, National Semiconductor, Plessey, Thomson-CSF, etc., but not all of these manufacturers offer every type. Most of the types are readily available from various advertisers in this magazine. It is wise to study the data sheet issued by the particular manufacturer concerned before using any device, since minor differences can occur between the products of different manufacturers.



TBA 120T  
TBA 120U



TBA 120  
TBA 120A  
TBA 120S  
TBA 120AS  
TBA 120SQ

AD120

### Circuits

A typical f.m. i.f. circuit for use with the TBA 120 and the TBA 120A is shown in Fig. 2. A similar circuit can be used with the TBA 120S, but the connections to pins 6 and 10 and the capacitors C7 and C8 can then be omitted, since the signals are conveyed by suitable internal connections in the TBA 120S.

Component values for the circuit of Fig. 2 are shown in Table 1 for monaural and stereo 10.7MHz f.m. radio operation and also for 5.5MHz television use.

The internal transistor and Zener diode are not used in the circuit of Fig. 2. The pins associated with these components are therefore connected to ground. A +12V power supply line is usually convenient, but the device will operate satisfactorily with a supply of only +6V; the maximum permissible supply is about +18V.

Fig. 1: Connections of the TBA 120 series of devices

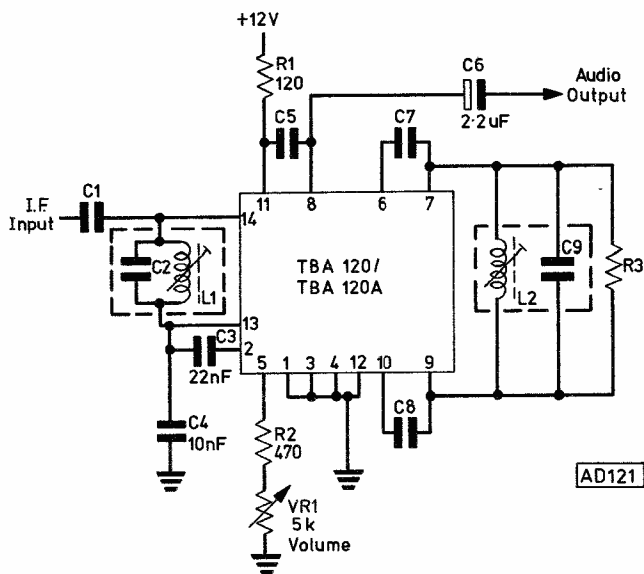


Fig. 2: A TBA 120 i.f. amplifier circuit with volume control and de-emphasis

	FM Monaural	FM stereo	Television inter-carrier sound
C9	470pF	330pF	1.5nF
C5	22nF	470pF	22nF
L2	8 turns	12 turns	8 turns
R3	Omit	1 kilohm	Omit

(L1 and C2 may be similar to L2 and C9.)

Table 1. Component values recommended for the Siemens TBA 120 device in the circuit of Fig. 2.

The typical current consumption of the Fig. 2 circuit is 14mA. The internal Zener diode is connected from pin 12 to ground, so if one wishes to use this component to provide a stabilised supply for the operation of the device itself or for the operation of any other circuit, one merely connects pin 12 via a suitable resistor to a positive supply line of not less than about 15V. The resistor must limit the Zener current to not more than 15mA. The emitter of the separate internal transistor is connected to ground, but the base and collector are each brought out to separate pins.

The tuned circuit L1/C2 is shown in the input of Fig. 2, but a ceramic filter may be used instead of this tuned circuit. A ceramic filter has the advantage that no alignment is necessary, but the use of such a filter makes it necessary to connect a resistor between pins 13 and 14 to provide a path for the bias voltage to reach pin 14. This resistor should have a value which is approximately equal to the characteristic impedance of the filter used. In the circuit shown, L1 provides the required bias path.

A quadrature demodulator coil tuned to the i.f. frequency is connected between pins 7 and 9. As shown in Table 1, the component values used in this tuned circuit may be slightly different in an f.m. stereo radio receiver (where bandwidth is important) than in an f.m. monaural receiver (where one requires optimum results in a narrower bandwidth circuit).

However, these suggested values are not at all critical. The resistor R3 provides some damping on the tuned circuit and therefore an increased bandwidth, but is required only in stereo systems.

The capacitor C5 may have a value of 22nF in monaural systems where it provides the required de-emphasis. In a stereo circuit, however, the much smaller value of 470pF is recommended to attenuate the i.f. signal in the audio output; there will be two separate de-emphasis capacitors following the stereo decoder circuit.

## Gain

The i.f. gain of the TBA 120 is about 60dB and that of the TBA 120S about 68dB. The amplifier-limiter provides i.f. outputs at pins 6 and 10 which have an almost constant amplitude irrespective of the i.f. input voltage provided that the latter exceeds about 70μV in the case of the TBA 120 and about 30μV in the case of the TBA 120S. The input impedance is about 40 kilohm in parallel with 5pF.

The volume is controlled by the setting of VR1, a range of about 70dB being typical. As the value of VR1 is reduced, the output falls, the control characteristic being approximately logarithmic.

The performance of the circuit is somewhat dependent on the quality factor (Q value) of the inductances used, and a.m. rejection is of the order of 40dB at an input of 1mV, but increases with the input voltage. The audio output voltage is of the order of 1V, but increases with the Q of L2 and with the supply voltage.

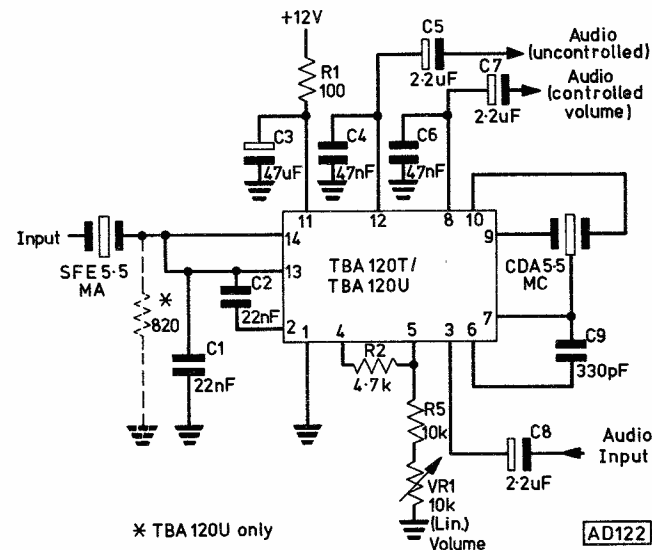


Fig. 3: A circuit using the TBA 120T or TBA 120U for 5.5MHz television inter-carrier sound

## TBA 120T and TBA 120U

A circuit using a TBA 120T or TBA 120U device is shown in Fig. 3 for intercarrier 5.5MHz television sound use. A similar circuit can be used with a 10.7MHz f.m. radio input, but the appropriate filters must be used. The resistor shown dotted in the input circuit is required only in the case of the TBA 120U, since it is included in the internal circuit of the TBA 120T.

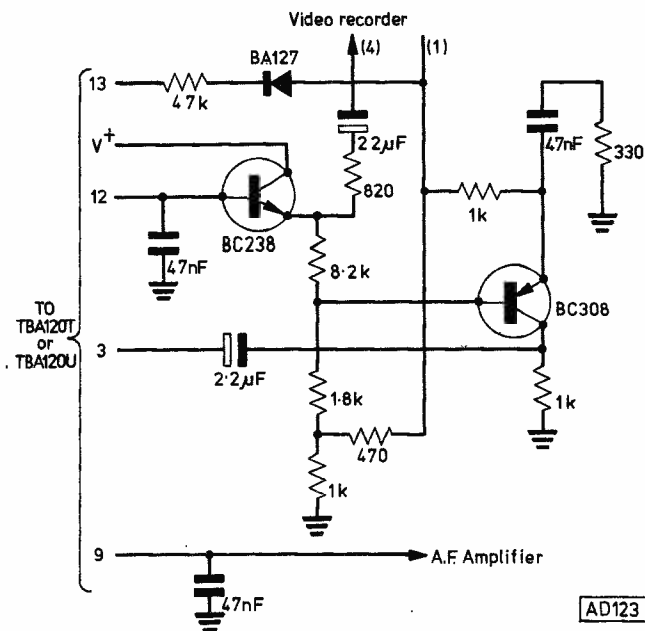
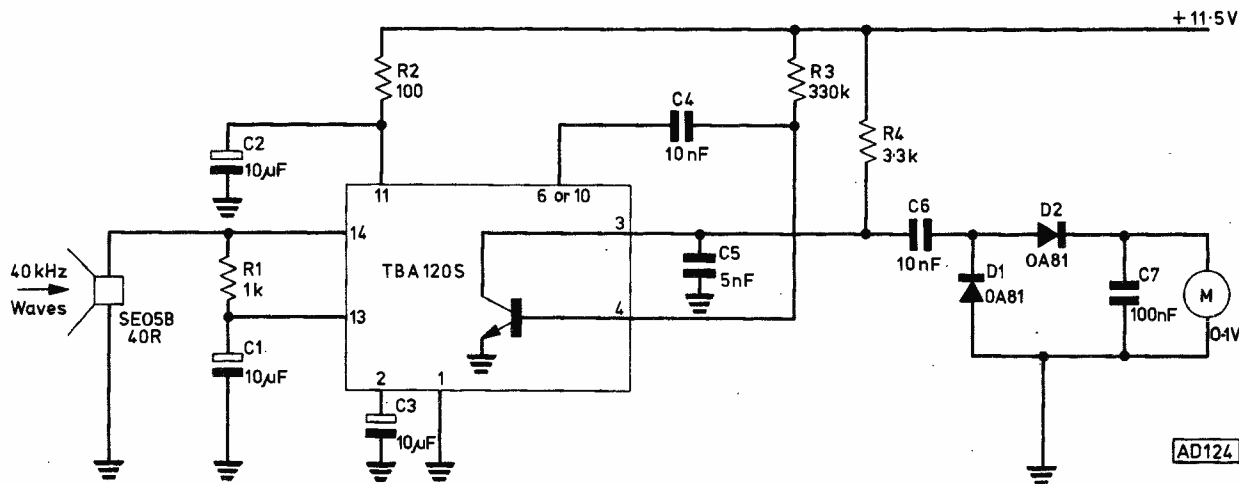


Fig. 4: A coupling circuit to match Fig. 3 to the sound section of a video tape recorder

Fig. 5: A TBA 120S circuit for detecting ultrasonic waves



In the TBA 120T and TBA 120U devices a voltage stabilising circuit is connected from pin 11 to ground (unlike the TBA 120). A resistor must therefore always be included between pin 11 and the positive supply line. If the decoupling capacitor C3 is omitted, the volume control range is altered.

The circuit of Fig. 4 may be used for coupling a TBA 120T or TBA 120U to a video tape recorder. A switching voltage of +12V should be applied to pin 1 at playback, but this pin should be left open-circuited during recording. When the switching voltage is applied, the BC238 emitter follower is switched off, whilst the BC308 buffer is switched on. In addition, the switching voltage is applied via the BA127 diode and the 47 kilohm resistor to pin 13 of the device so as to put the i.f. amplifier out of action.

### Ultrasonic circuit

The TBA 120S, like many other f.m. i.f. devices, can be employed to amplify the signals from an ultrasonic transducer. The circuit shown in Fig. 5 has been used by the writer to detect 40kHz ultrasonic waves falling on a SEO5B 40R transducer (available from Hall Electronics, 48 Avondale Road, London E17 8JG). The 40kHz signal from this transducer is

applied to the amplifier-limiter at pin 14, the resistor R1 being used to convey the bias from pin 13 to pin 14.

The amplified 40kHz signal is taken from either pin 6 or pin 10 and is fed to the base of the internal transistor at pin 4 together with an appropriate bias current obtained using R3. The further amplified signal appears across the collector load resistor R4, C5 being used to assist stability.

The output signal is connected via C6 to the diode pump circuit which causes the meter to be deflected whenever the waves fall on the transducer.

PLEASE MENTION  
PRACTICAL WIRELESS  
WHEN REPLYING  
TO ADVERTISEMENTS

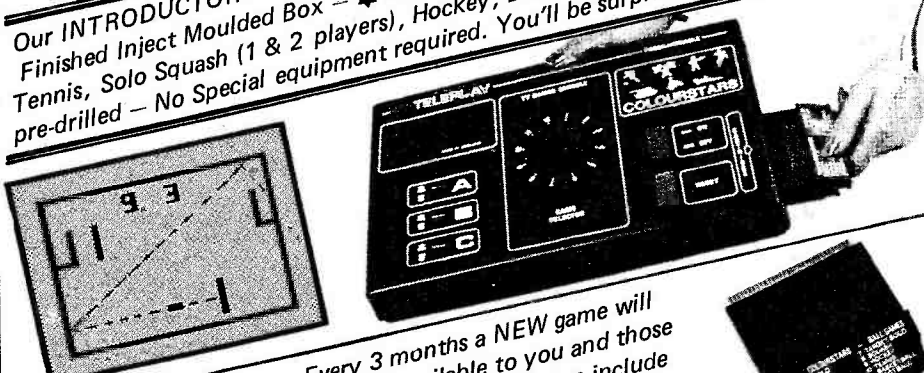
# Teleplay now presents PROGRAMMAGAME WITH FREE STAR\* OFFERS

A whole library of easy to assemble cartridge games for you and all the family to enjoy  
- all in full colour - works OK on Black and White TV  
- will save you pounds in the long run.



Our INTRODUCTORY OFFER consists of a bargain that cannot be snuffed at - a Kit consisting of a Professional Finished Inject Moulded Box - ★ Joystick Hand Controls - ★ one cartridge on which consists of 10 games - Football, Tennis, Solo Squash (1 & 2 players), Hockey, Basketball (1 & 2 players), Shoot etc. ★ Mains Adaptor. All holes are pre-drilled - No Special equipment required. You'll be surprised how easy it is to assemble this superbly enjoyable kit!

We offer  
all this to you  
for ONLY  
**£28.90**  
inc. VAT and P&P.  
Fully Assembled  
Add £7.00



Every 3 months a NEW game will become available to you and those already under production include Submarines, Space War, Wipe Out and many more. The price of these will vary from £12 to £19 depending upon the complexity of the game.

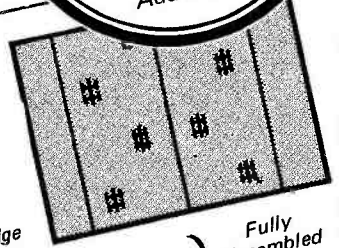
- Additional Cartridges NOW available include:
- Stunt Cycle - 4 games - Cartridge and Hand Controls - £14.90
  - Tank Battle - Cartridge and Hand Controls - £18.90
  - Road Race - 2 games - Cartridge - Controls already with basic kit - £12.90




Hand Controls



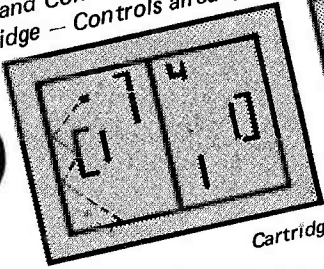
Cartridge



Fully Assembled Add £3.00



Watch this page each month for new cartridges, as they become available.



Cartridges come complete with printed case and easy to follow assembly instructions.

Electrical knowledge is not a necessity to assemble this project - just simple soldering.

Cheques and Postal Orders to be made payable to TELEPLAY: send your order (No Stamp Needed) to Teleplay, Freepost, Barnet, EN5 2BR or telephone your order quoting your Barclaycard or Access number. Queries and Technical Advice offered either by phone or by calling at our shop.



**SHOP OPEN - 10am to 7pm - Monday to Saturday**

CLOSE TO NEW BARNET BR STATION - MOORGATE LINE



All parts fully guaranteed.

EUROPE'S LARGEST STOCKIST OF TV GAME COMPONENTS.



14 Station Road, New Barnet, Herts EN5 1QW Tel: 01-440 7033/01-441 2922

# 'AVON'

# 2 metre f.m. transmitter

## PART 3

### DIGITAL DISPLAY DICK GANDERTON

One of the attractive features of the Avon is the digital display giving the frequency on which the transmitter is working. This display is not an essential part of the design and can be left out if the constructor so wishes, although in this case he will have to annotate the frequency select switch accordingly on the front panel.

The display is very simple, being merely a static display which is switched, via a diode matrix, to show the frequency selected.

### ★ components

#### Resistors

1/4W 5%		
18Ω	7	R2, R3, R4, R5, R6, R7, R8
27Ω	1	R1

#### Semiconductors

##### Diodes

1N914 The number needed will depend on the total number of segments to be lit (approx 110)

##### 7 Segment displays (0.3 in)

Green l.e.d. com. anode 5 (RS Components 586-532)

Digits 2 to 6

Green l.e.d. com. anode 1 (RS Components 586-901)

Digit 1

##### Integrated circuits

7805 1 ICI

#### Miscellaneous

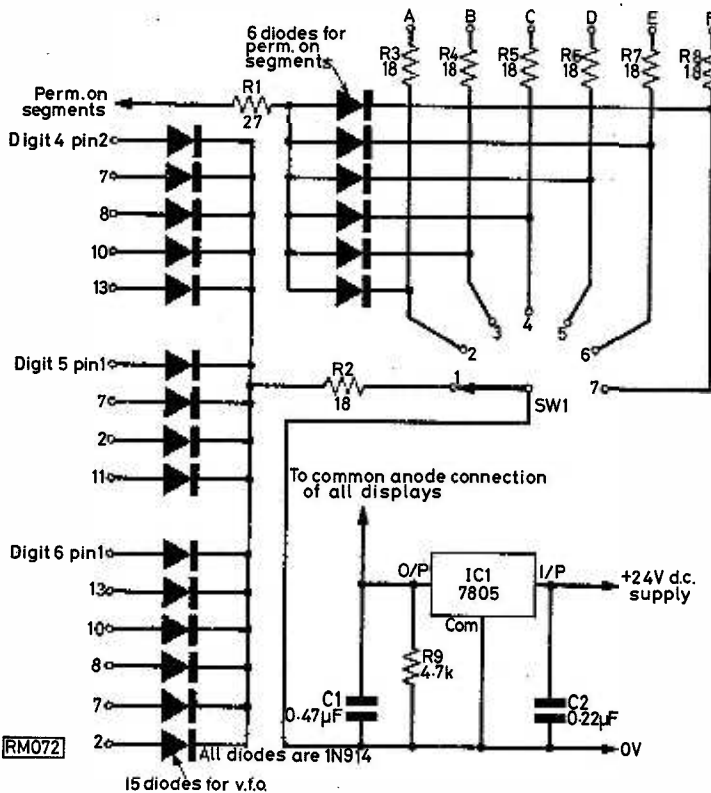
Display Bezel (for 6 displays) RS Components 587-002

Veroboard A, 15 tracks × 27 holes (1)

Veroboard B, 26 tracks × 16 holes (1)

Double sided adhesive tape

Switch wafer 1p, 11w. to fit frequency select switch mech.

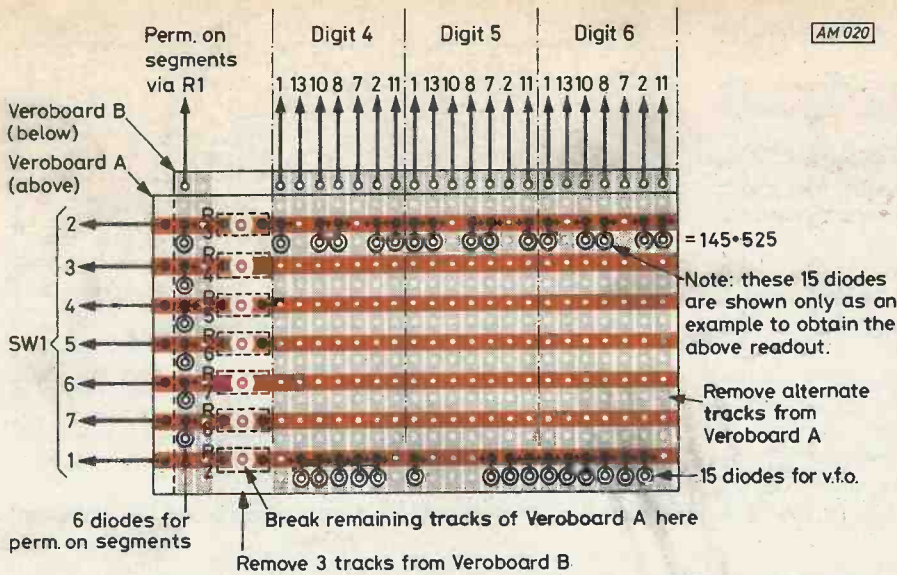


Construction is straightforward and is based on the display bezel recently introduced by RS Components. This assembly accepts six of their 0.3 inch seven segment displays and only requires a simple rectangular cut-out in the front panel which is covered by the bezel itself. This enables the amateur to achieve a professional finish without the need for exotic tools.

The sockets fitted to the bezel are intended for use with a wire wrapping technique although wires may be soldered to the pins if so desired. In this case the pins should be carefully shortened and rubber sleeves must be used to cover the soldered joints.

The prototype display used a construction for the diode matrix which proved to be fiddly to assemble. The diodes were sandwiched between two pieces of Veroboard with the copper tracks running at right angles to each other.

Fig. 1: Circuit diagram of the display



Note: connections to Veroboard A are shown as black blobs, and to Veroboard B as open rings.

A much neater and simpler design has been evolved and is shown in Fig. 2. The two pieces of Veroboard are assembled back to back, again with the tracks at right angles, using double sided adhesive tape and ensuring that the holes are in alignment.

Alternate copper tracks are carefully removed from the board with them running lengthwise. To make this easier a hot soldering iron is laid on the track until the copper starts to bubble. This loosens the adhesive and allows the copper to be peeled off easily.

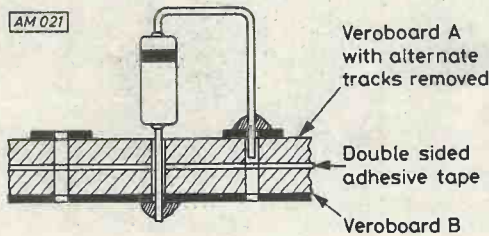


Fig. 3: Section through the matrix board showing how the diodes are bent and soldered to the tracks

The diodes, all 1N914, are then prepared as shown in Fig. 3. The length of the bent lead is important as, with the diode pushed into the board as far as its body, the bent lead must not penetrate further than the first board.




Fig. 2: The method of mounting the diodes and other components on the matrix board. Care must be taken to ensure that the tracks of the two Veroboards are correctly prepared and lined up when fastening the two boards back-to-back

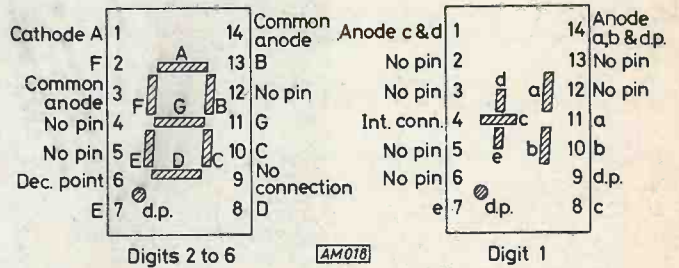


Fig. 4: Pin connections for the two types of display digit used

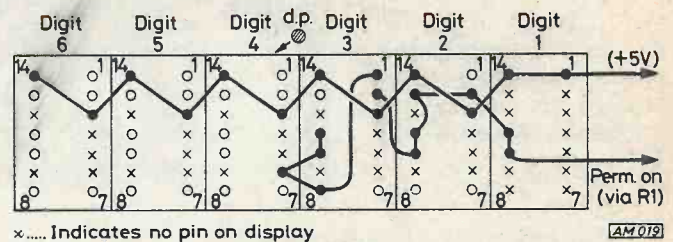


Fig. 5: The wiring of the back panel of the display bezel

Before the diodes can be positioned the six frequencies, for which crystals have been fitted, must be noted and the segments to be lit up worked out. This is somewhat simplified by the fact that the first three digits will always read 145. And it follows that these can therefore be permanently wired leaving the only last three digits to be switched. (If you happen to pick one of the few frequencies starting with 144. You will need to add an extra section to the matrix to accommodate the third digit as well.)

I used a wire wrapping tool to hardwire the display sockets on the prototype so suitable pins were soldered into the Veroboard holes used to take connections to and from the matrix.

The wire wrapping system used was a recently introduced system known as "Slit'n'Wrap" distributed by Rhopoint Ltd. This is a novel tool which enables you to wrap perfect joints, by hand, using the special wire held on a reel fitted to the tool.

I found this a very easy and convenient method of wiring the display bezel. Wire wrapping is not generally considered by the amateur as it is limited in applications to his projects and the basic equipment tends to be expensive.

However with the advent of hand wrapping tools such as the Slit'n'Wrap, it should be within the reach of the home constructor, and used in the appropriate place will prove very useful.

The display is driven from a 5V regulator i.c. which is bolted to the chassis to act as a heat sink. An extra wafer is added to the frequency select switch and used to switch the display as required.

The diode matrix board can be fitted either to the back of the display bezel, utilising the bezel fixing screws, or placed anywhere in the chassis.

A final check should be made to ensure that all the diodes are the correct way round, before switching on and running through each switch position to see that the correct frequency is displayed.

AM07

Display Pin No.	1	2	3	4	5	6	7	8	9	0
1		●	●		●	●	●	●	●	●
13	●	●	●	●			●	●	●	●
10	●		●	●	●	●	●	●	●	●
8		●	●		●	●		●		●
7		●				●		●		●
2				●	●	●		●	●	●
11		●	●	●	●	●		●	●	

●.....Indicates diode to be inserted in this position on matrix board

Fig. 6: Table showing diode placement for different numbers




Fig. 7: The back of the prototype display showing the hardwiring and the original diode matrix

## POWER SUPPLY N. FOOT G8MCQ

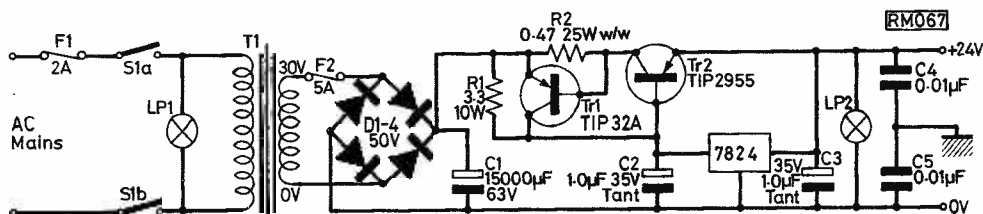
The circuit shown in Fig. 1 provides a regulated output of 24 volts d.c., with overload and short-circuit protection, and will easily power the Avon transmitter.

Low current demands flow through resistor R1 and the 7824 regulator until 200mA is reached and the

voltage drop across the resistor becomes 0.6V. At this point Tr2 turns on to carry a proportion of the current being drawn, until the pre-determined maximum of 2.5A is attained. Here the majority of output current is being passed through the transistor and the resistor R2; the voltage drop across the resistor causes Tr2 to turn on, and the unit shuts down.


Note the capacitors C4 and C5, which prevent the possibility of problems arising from r.f. entering the output.

Fig. 1: Circuit diagram of the power supply unit






## ★ components



The power supply described was housed in a Foxall instrument case type T.7058 which matches the Avon in appearance. In addition to an output socket at the rear, two terminals were fitted on the front panel to facilitate the use of the unit as a separate piece of test equipment.

A 4°C/W heatsink fits conveniently on the back panel, and the regulator and transistors can be fitted to the underside if a little care is taken with the construction.

The d.c. output on the prototype was via a Cannon type XLR 3-31 socket, and XLR 3-12C mating line plug, but barrier strip would be somewhat less expensive and still quite serviceable.



### Resistors

11 watt 5% wirewound  
3-3Ω 1 R1  
Precision 25 watt wirewound—MIL-R-18546C (5%)  
0-47Ω 1 R2

### Capacitors

Single-ended high ripple (17A)  
15000μF 63V 1 C1 (RS 102-623)  
Solid Tantalum  
1μF 35V 2 C2, 3  
Disc Ceramic  
0-01μF 25V 2 C4, 5

### Semiconductors

TIP32A 1 Tr1  
TIP2955 1 Tr2  
7824 1 24 volt regulator

### Rectifiers

6A Bridge 1 D1-4 (RS 262-078)—Minimum 50V v.r.r.m.

### Transformers

30V 4A 1 T1

### Switches

DPDT 1 S1 Miniature toggle

### Indicators

250V Red, sub-miniature 1 LP1 (RS 575-891)  
28V Green, sub-miniature 1 LP2 (RS 575-857)

### Fuseholders

20mm Bulgin panel-mounting 2

### Fuses

20mm 2A 1 F1  
20mm 5A 1 F2

### Connectors

3-pole 6A rectangular I.E.C. panel-mounting 1  
(mains input)  
3-pole 6A rectangular I.E.C. line socket 1  
(mains input)  
Non-reversible panel-mounting 5A socket 1  
(D.C. output)  
Non-reversible 5A line plug 1 (D.C. output)

### Hardware

Capacitor Fixing Clip 63-5mm (2-5in) (RS 543-507) 1  
Heat Sink 4°C/W 100 × 64.5 × 15mm (RS 401-403) 1  
Mica insulating washers as spacers for Tr2 and 7824 regulator

### Case

\*Foxall type T.7058

### Miscellaneous

Insulated terminals for front panel—2, if required, of 10A capacity  
\* Available from Watford Electronics.

**NOTE:** The following amendments should be noted. Components list: L2, 4, 6, 8, 10. Delete 'on 1MΩ carbon resistor' and insert '6.3mm diameter'.

In Fig. 9, please alter the component references as follows: C8 to C6, C9 to C7, C12 to C8, C11 to C9, R4 to R3.

# Introduction to

# LOGIC ~ 3

S.A.MONEY

So far in this series we have explored the various types of logic gate. We can now go on to look at a second major group of logic elements, called flip-flops. Although they are, in fact, built up from groups of gates the flip-flops exhibit their own special characteristics and are generally treated as logic elements in their own right.

## Set-Reset Flip-Flop

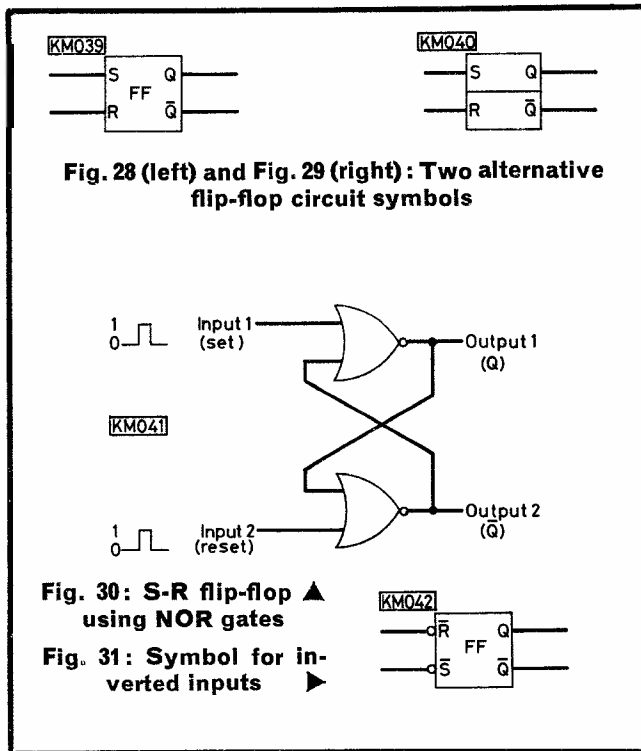
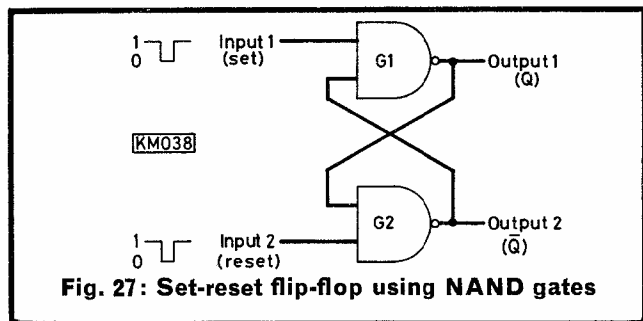
Suppose we take a pair of 2-input NAND gates and cross connect them as shown in Fig. 27. Let us assume that input 1 is set at 0 and that input 2 is at 1. Gate G1 will be closed by the 0 at its input and hence its output will go to the 1 level. Gate G2 now has both of its inputs at 1 and is therefore open so that its output will be at 0. Since the 0 output from gate G2 is fed back to the second input of G1 it will hold G1 closed even if the 0 state is removed from input 1. We now have a stable condition where output 1 is at 1 and output 2 is at 0.

If we now apply a 0 signal to input 2 whilst input 1 is at 1 then gate G2 will be forced to close and in its turn will cause G1 to open so that the circuit will switch states. If this input is removed we have a second stable state with output 1 at 0 and output 2 at 1.

When a 0 level pulse is applied to input 1 of the circuit it will "flip" into the state with output 1 at 1 and output 2 at 0. Applying a 0 pulse to input 2 will cause the circuit to "flop" back into its original state. This "flip-flop" action gives the circuit its name.

If output 1 is at the 1 level the flip-flop is said to be in the "set" state, whilst the condition where output 1 is at 0 is called the "reset" state. The two inputs, 1 and 2, of the circuit are called the Set and Reset inputs respectively. Sometimes these two signals may be called Preset and Clear but their functions are the same.

Generally the output of flip-flop devices will be labelled Q and  $\bar{Q}$ . The Q output will be at 1 when the flip-flop is in the Set condition.



## Logic Symbol

In most cases no special symbol is used to denote a flip-flop. The device is shown simply as a square box as in Fig. 28. Occasionally the symbol shown in Fig. 29 may be used instead.

A flip-flop can be built up using NOR gates as shown in Fig. 30. Here a 1 level pulse is needed to trigger either the Set or Reset inputs and make the flip-flop switch states.

If the input pulse needed to trigger the flip-flop goes to 0 when it switches the circuit, as in the case of a NAND flip-flop, this may be shown by drawing a small circle on the input point as shown in Fig. 31. The two inputs would then be labelled  $\bar{R}$  and  $\bar{S}$  to indicate that the logic action is inverted.

## D-Type Flip-Flop

Although S-R flip-flops are sometimes used in logic systems they have the disadvantage that they need a pair of separate input trigger signals to switch them from state to state.

By employing a more complex arrangement of gates to form the flip-flop circuit, we can arrange that a single "clock" pulse will trigger the circuit.

Moreover we can have a second input called the D (data) input which will determine the state that the flip-flop will take up after the clock pulse has been applied.

With this type of flip-flop, when the D input is set at 1 a clock pulse applied to the flip-flop will cause the Q output to go to 1. If the Q output is already at 1 when the clock pulse occurs, there will be no change in the state of the circuit. When D is at 0 whilst a clock pulse is applied, the Q output will be changed to 0 unless it is already in that state.

This type of circuit is called a D-type flip-flop but may sometimes be referred to as a D-type latch. Practical D-type flip-flops usually have direct Set and Reset inputs as well as the Clock and D inputs. These Set and Reset inputs work independently of the clock and will have the same functions as in an S-R flip-flop.

## Truth Table

We can draw up a truth table to summarise the action of a D-type flip-flop and this will be as shown in Table 7.

Table 7

Input at $t_n$	Outputs at $t_{n+1}$	
	Q	$\bar{Q}$
0	0	1
1	1	0

Here we see the state of the D input before the clock pulse occurs (time  $t_n$ ) and the resultant states of the outputs after the clock pulse (time  $t_{n+1}$ ).

## Typical D Flip-Flops

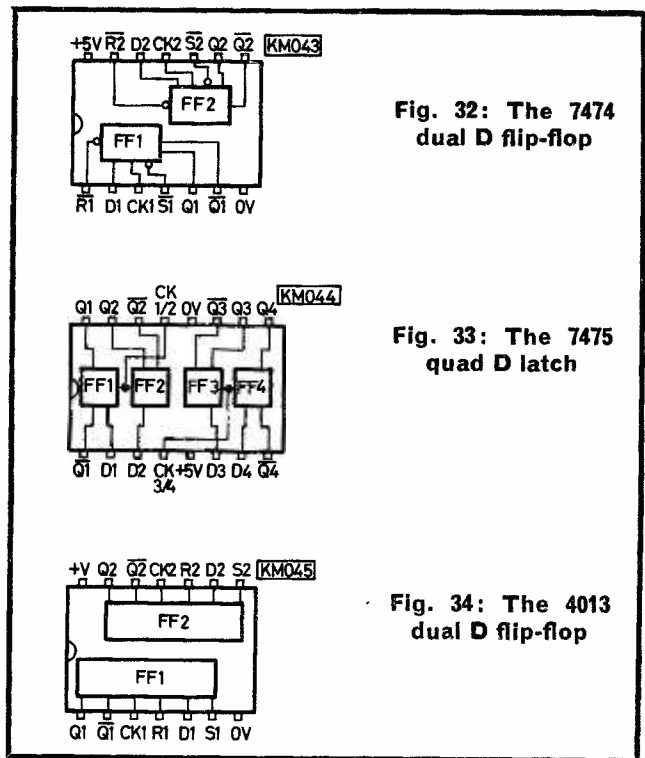
In the 74 series logic, the most familiar D-type flip-flop is the 7474 which actually contains two D flip-flops. Its pin layout and logic functions are shown in Fig. 32. The 7474 is an edge-triggered device where the circuit responds to its clock only when the clock line (CK) makes a transition from the 0 to 1 level. In the 7474 the Preset and Clear inputs need to be driven to the 0 level to switch the state of the flip-flop.

Another common TTL D-type flip-flop is the 7475. It contains four separate D flip-flops. Unlike the 7474 this device does not use an edge-triggered clock action. If the Clock of a 7475 flip-flop is set at 1 the Q output simply follows the state of the D input. When the clock line drops to the 0 level the Q output freezes at the state it is in at the moment. The clock inputs to the flip-flops are paired together since there aren't enough pins to bring out all four clock lines separately. The pin layout and logic of the 7475 are shown in Fig. 33.

In CMOS the equivalent to the 7474 is the 4013 dual D flip-flop which is shown in Fig. 34. The Set and Reset inputs of a 4013, unlike the 7474, respond to pulses at the 1 level.

## J-K Flip-Flop

By using a logic arrangement which is slightly more complex than that of a D flip-flop we can produce another rather more versatile type of flip-flop. Here the D input is replaced by two separate inputs



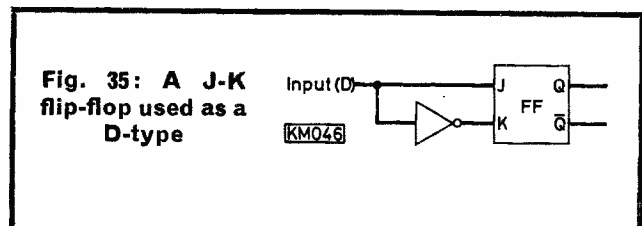
labelled J and K. Now when a clock pulse is applied to the flip-flop the action which is produced will depend upon the combination of states present at the J and K inputs. For this type of flip-flop the truth table is as shown in Table 8.

Table 8

Inputs at $t_n$		Outputs at $t_{n+1}$	
J	K	Q	$\bar{Q}$
0	0	Q	$\bar{Q}$
1	0	1	0
0	1	0	1
1	1	$\bar{Q}$	Q

Here we see that if both J and K are at 0 the clock pulse has no effect upon the state of the outputs. With J at 1 and K at 0 the clock pulse causes the flip-flop to "set" with Q at 1. Having J at 0 and K at 1 produces a clocked "reset" action where Q goes to the 0 level. When both J and K are at 1 however a rather interesting action occurs. Now the application of a clock pulse simply causes the flip-flop to change state. We shall see later that this can be a very useful action.

If we connect an inverter between the J and K inputs as shown in Fig. 35 we should effectively produce a D-type flip-flop. Some J-K flip-flop circuits do have an inverted K input line so that they can readily be used as D flip-flops if desired.



J-K flip-flops are generally used where the action required of the circuit is dependent upon the states of two or more logic signals. Although D flip-flops might equally be used in such systems they would generally need more external logic gates to achieve the required action, so that a J-K type will simplify the logic system.

Typical of the J-K flip-flop is the 7470 in TTL which has three J inputs and three K inputs for extra flexibility. In CMOS the 4027 contains two separate J-K flip-flops with direct Set and Reset capability.

## Using Simple Flip-Flops

How is a flip-flop used in practical logic systems? One typical application is to use the flip-flop as a "flag" indicating that an event has taken place. As an example suppose that you are leaving home for a shopping trip and wish to know if any visitors called whilst you were away. A Set-Reset flip-flop could be wired to the doorbell so that operating the bell will set the flip-flop. The flip-flop is reset before you leave on your trip and if there have been any visitors whilst you were away the flip-flop will be "set" when you return and may be used to light an indicator lamp to show that visitors have called. This is a particularly useful technique in electronic systems if you need to know whether a pulse has appeared on a logic signal line during a particular period of time.

Another application of the single flip-flop is to use it as a latch circuit. In our coffee making machine we could set a flip-flop as soon as one of the ordering buttons has been activated. Now the flip-flop can be used to latch out the button circuits until the coffee has been delivered. A pulse from the delivery mechanism will reset the flip-flop when the operation is complete and the button circuits will then be released ready for the next customer. This type of circuit is often used to stop false triggering caused by "contact bounce" in a push-button switch.

## Parallel Registers

A frequent requirement in logic systems which deal with digital data signals is that of "freezing" the states of a number of varying logic signals at a particular point in time. To do this we might use the circuit of Fig. 36. Here the four flip-flops are clocked simultaneously and they will take up and hold the current states of the input signals at the instant the clock pulse was applied. This logic arrangement is called a parallel data register.

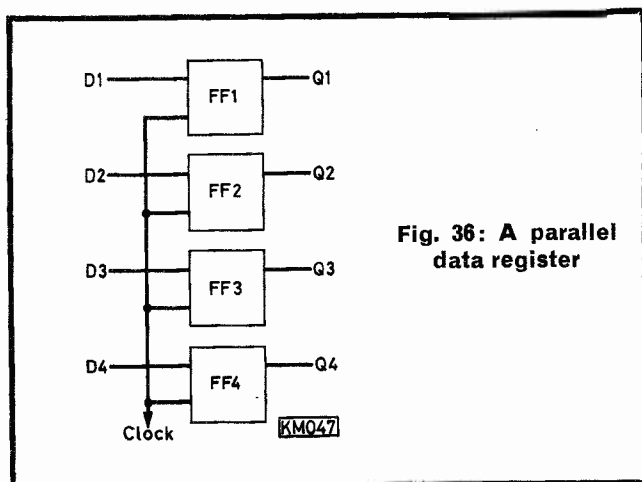


Fig. 36: A parallel data register

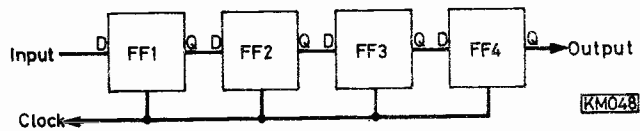


Fig. 37: A serial shift register

## The Shift Register

Let us now consider another method of connecting a group of flip-flops together. Here the Q output from one flip-flop is fed to the D input of the next flip-flop so that they form a chain as shown in Fig. 37. Once again all of the flip-flops are clocked simultaneously. When a clock pulse is applied each stage takes up the previous state of the preceding stage in the chain.

Suppose there is a 1 in the first stage of the chain and 0 in all of the others. We'll also assume that the D input of the first stage in the chain is held at 0. After the first clock pulse has been applied the 1 state will move to the second stage in the chain and the first stage will change to 0. Each succeeding clock pulse will move the 1 along the chain by one stage until eventually it is moved out of the last stage in the chain to leave all of the flip-flops at the 0 state.

This technique of moving a single 1 state through a shift register chain can be used to control a sequence of events. As a very simple example we might connect the lamps on a Christmas tree to a shift register so that each lamp is controlled by one stage of the shift register. Now as clock pulses are fed to the register and the 1 state moves through it each lamp will light in turn. If we connect the output of the last stage to the D input of the first the action will go on continuously since as the 1 state leaves the end of the chain it will be fed back again at the beginning.

Instead of a single 1 we can have a pattern of 1s and 0s in the register and this time when clock pulses are applied the whole pattern will shift along the register by one stage for each clock pulse.

## Parallel-Serial Conversion

Now let's see another way in which we might use a shift register. Suppose we wanted to generate Morse code signals using a logic system. Morse symbols are made up from groups of dots and dashes. The dashes are usually three times as long as the dots and each dot or dash is spaced from the other by a period equal to the length of a dot. We can let the dots and dashes be 1 states and the spaces between them be 0 states.

To send the letter A we need a dot followed by a dash. If we can generate a clock pulse at the rate of one pulse for each dot period then we can use a shift register to generate the Morse symbol. In Fig. 38 we have a shift register loaded with a pattern of 1s and 0s to produce the A symbol. The 1 corresponding to the "dot" is set up in the last stage of the register so that it will be the first to appear at the output. If clock pulses are now applied to the shift register the pattern will move to the right and produce the required voltage outputs to produce the dot-dash of the A symbol. To accommodate all of the Morse code symbols we would need a longer shift register since the numeric codes may require up to five dashes and four spaces to make up the symbol pattern.

So far we have assumed that by some magic or other the required pattern has appeared in the shift

register ready to be clocked out. Practical shift registers often have additional logic to allow the individual stages to be loaded in parallel via a series of D input lines. In some cases there may be two clock signals, one being used to parallel load the register with the desired pattern and the other being used to shift the pattern along the register. An alternative scheme used on some devices is to have a common clock drive and use a control line to determine whether the register is being loaded or shifted.

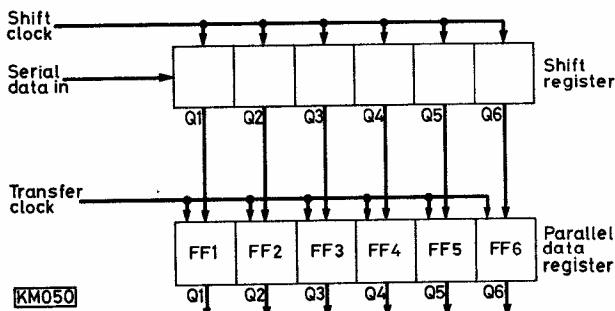
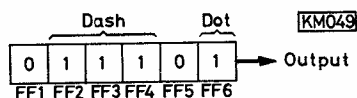
This technique of converting signals from a parallel pattern of 1s and 0s into a serial stream of pulses is regularly used in data communication since only one line is now needed to carry the patterns of signals. Of course here we have simplified the technique to show the principle involved and in practical systems the logic used may well be more complex.

## Serial-Parallel Conversion

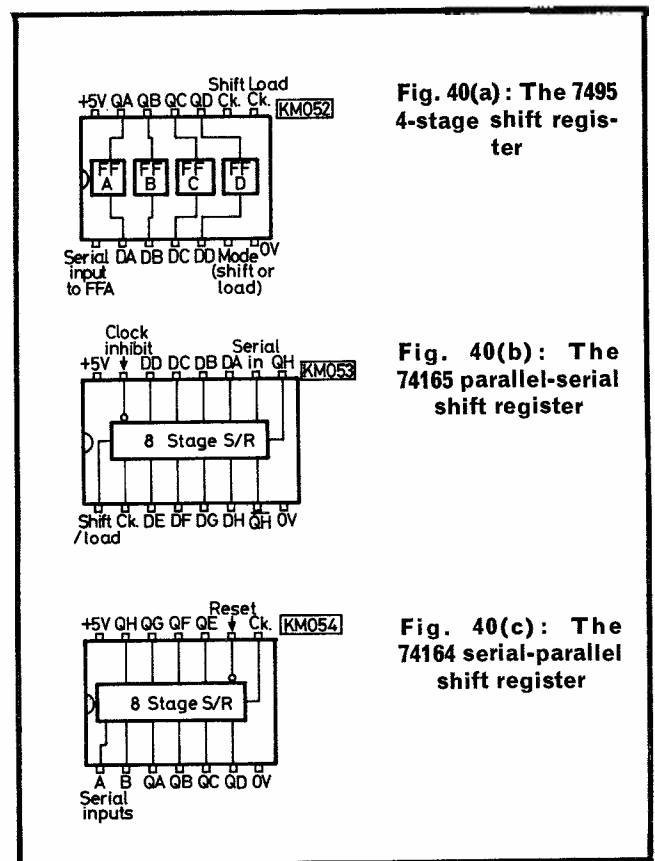
To convert our received Morse symbol back into a parallel logic signal we can simply clock the received signal pattern through a shift register using the same clock speed as at the transmission end. As the pattern moves through the shift register the parallel pattern corresponding to the transmitted symbol will appear at the outputs of the individual stages of the shift register.

Here we run into a problem of synchronisation. In order to recover the received symbol pattern we need to know when it is properly positioned in the shift register. In radioteletype (RTTY) codes every symbol consists of the same number of 1s and 0s so that the pattern will be of a known length. In addition an extra bit called the start bit is added at the beginning of each symbol code and this is always a 0, whilst a stop bit is added at the end of each code and this is always a 1. Any spaces between symbol codes are always at 1. Now if we detect when the first start bit of a message gets to the end of the receiving shift register then the rest of the bits for that symbol will be set up in reverse order in the other stages of the register. At this point the pattern can be transferred in parallel into a parallel data register and held there whilst the next symbol pattern is being moved into the shift register. Since each symbol contains the same number of bits of data we can simply count off the clock pulses to find out when the next symbol pattern is set up in the shift register. The logic arrangement for a serial-parallel conversion system is shown in Fig. 39.

**Fig. 38: Shift register loaded with the pattern for Morse code "A"**



**Fig. 39: Serial-parallel conversion**



**Fig. 40(a): The 7495 4-stage shift register**

**Fig. 40(b): The 74165 parallel-serial shift register**

**Fig. 40(c): The 74164 serial-parallel shift register**

## Typical Shift Registers

Usually shift registers are not built up from the separate flip-flop devices but come already packaged as shift registers. Typical of these is the 7495 shown in Fig. 40(a). This has four stages which can be loaded in parallel and uses two separate clocks one for shifting and one for parallel loading. The 74165 shown in Fig. 40(b) has eight stages and is designed for parallel-serial conversion. It has eight parallel inputs and a load/shift control line and uses a common clock signal for shifting or loading. The 74164 shown in Fig. 40(c) also has eight stages but is arranged for serial-parallel conversion use. Some shift registers, such as the Signetics 2533 may have 1024 stages in one package.

## Timing Problems

So far in this series we have assumed that the logic states change instantaneously when a gate or flip-flop is made to switch. In practice this is not so. There is some delay between the application of the input signal and the change in state at the output. This delay is called the "propagation delay" of the circuit. It also takes some time for a signal to change from the 0 level to the 1 level and this is called the "rise time". Similarly there is a "fall time" when a signal goes from 1 to 0.

These time delays are quite short but may be very important if the logic system is to work properly. In a typical TTL gate or flip-flop, propagation delays will be of the order of tens of nanoseconds, whilst for CMOS circuits delays of perhaps a hundred or so nanoseconds might well be found. Rise and fall times are often of the same order.

*Continued on page 39*



## Electronic Fish Feeder

This article describes a device which can be fixed to the side of an aquarium to dispense small amounts of fish food at regular intervals of time. The quantity of food supplied can be adjusted to allow for the size and the number of fish to be fed. The fish feeder is battery powered and uses a low power CMOS i.c. and will run for many months on four HP7 batteries.

The fish feeder is easy to build and should be well within the scope of most constructors. No special mechanical tools are required: a small file, a hacksaw and a hand drill will suffice.

## Fish Food Dispenser

The dispenser itself is constructed from Perspex, and is driven by a model railway point motor.

It uses a novel method devised after experimenting with various other arrangements. The granulated fish food is held inside a Perspex tube by a laminate (e.g. Formica) disc with a serrated edge. To dispense fish food, the serrated disc is pulled upwards by the solenoid and then allowed to drop again. This small movement is sufficient to shake a small amount of food past the serrated edges of the disc and out of the dispenser.

## Solenoid

The solenoid used is a modified Peco SL-70 point motor obtainable from railway model shops.

The motor has two coils, one of which should be removed. This can be done, quite easily, by snipping the connecting wires and untwisting the retaining lugs. The s.r.b.f. supports can then be cut and filed as in Fig. 1, and the metal fixing lugs sawn off. The steel armature is easily modified as shown. A small plastic band was cut from the outer cover of a 5A cable and positioned on the core to avoid all possibility of the armature sticking in the solenoid. To fix the serrated disc to the armature a plastic nut (to save weight) is secured to the end of the armature with epoxy adhesive. A small screw passes through the serrated disc and into the nut thus securing the disc.

## Mechanical Construction

The body of the dispenser is made from a Perspex tube with an outside diameter of 38mm and an inside diameter of 32mm. It should be possible to obtain this inexpensively from most Perspex merchants. A few off-cuts of 2.5mm sheet and a piece of thin laminate are also needed, and obviously, the dimensions of the dispenser could be changed to suit locally available materials.

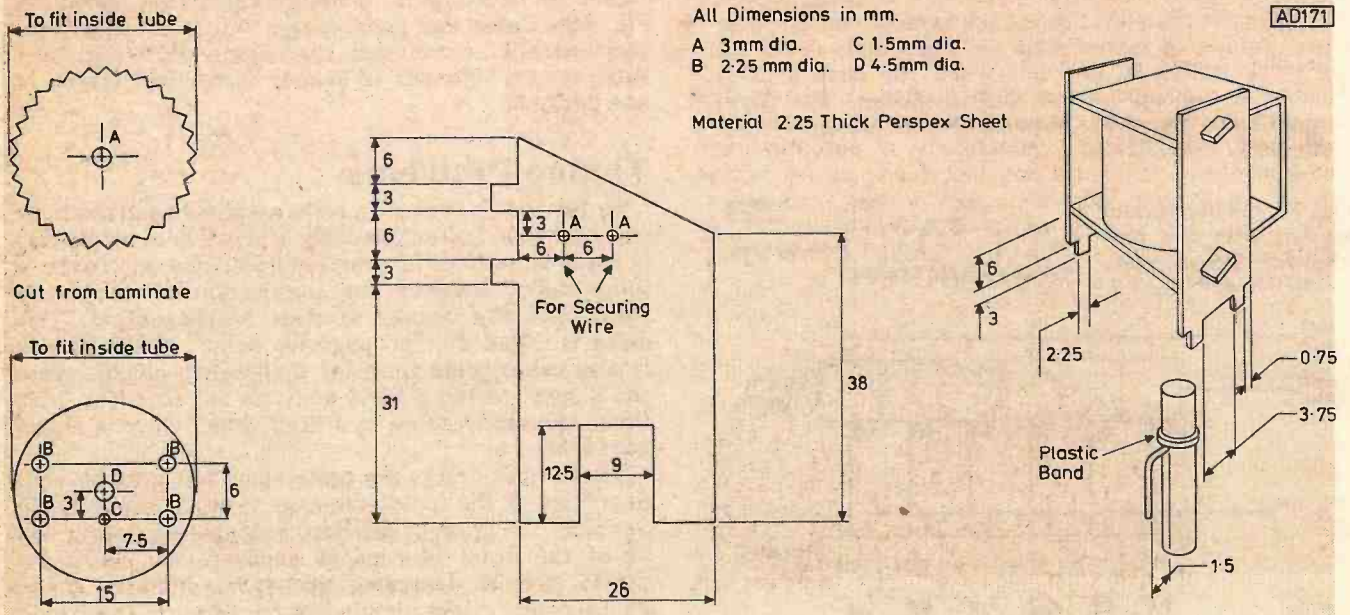


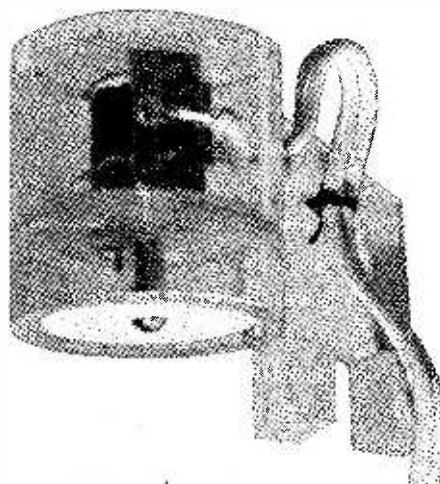

Fig. 1: Constructional details

Cut a 38mm length of tube and drill the holes for the support bracket components which are cut from Perspex sheet (Fig. 1). The fixing screw passes through a Perspex block made by glueing three small rectangular pieces of Perspex to the support bracket. There is no need to tap a thread for the screw; Perspex is a soft material and a steel bolt will tap its own thread through a suitably sized hole. The support bracket lugs should be carefully filed so that they fit snugly into the holes in the Perspex tube.

Cut two 32mm diameter discs from the Perspex sheet and drill as shown in Fig. 1. Make a disc from the laminate and file the serrated edge as shown in Fig. 1. There should be approximately 30 serrations, each about 1.5mm deep, and the disc should fit easily into the tube.

The dispenser can now be assembled from its component parts. The application of a little glue will help to hold the parts together, but it should be used sparingly until the dispenser has been thoroughly tested and the constructor is convinced that no adjustments will be needed.

The wire from the solenoid passes through the hole in the Perspex tube and is secured using the holes in the support bracket.



## Mechanical Testing

Before proceeding with the electronics it is well worthwhile spending a few minutes testing the dispenser.

Place four HP7 batteries in the battery holder to produce a nominal 6V supply. The feeder should be left empty and mounted vertically.

Momentarily connect the supply to the solenoid wires. The laminate disc should rise and fall. After repeating the test a few times, unscrew the serrated disc and fill the feeder with fish food (taking care not to overfill). Again, momentarily, connect the supply. This time a small amount of fish food should be dispensed. Five minutes of experimentation should convince the builder that his device will operate reliably. If the dispenser does jam, then it is a simple matter to file the offending part until the operation becomes free and reliable.

## Operation

The fish feeder has only two controls. These are mounted in a plastic case together with the associated circuitry. The 'Hours' control is a potentiometer which allows the time between feeds to be varied from two and a half hours up to thirty-two hours. Obviously, the setting required will depend on the number of fish to be fed and their size. The re-set control, is used to initialise the circuitry and to provide manual operation when required.



## ★ components

<b>Resistors</b>			
1W 5%			
15kΩ	1		R4
82kΩ	1		R2
100kΩ	1		R3
1MΩ	1		R1
<b>Potentiometers</b>			
1MΩ	1		VR1 (Linear)
<b>Capacitors</b>			
<i>Disc Ceramic</i>			
5800pF	1		C2
0.1μF	1		C1
<b>Tantalum</b>			
47μF 6.3V	1		C3
<b>Semiconductors</b>			
<i>Diodes</i>			
1N914	2		D1, D2
<i>Transistors</i>			
2N3053	1		Tr2
2N3405	1		Tr1
<i>Integrated circuits</i>			
4521	1		IC1
<b>Miscellaneous</b>			
Plastic case, 121 × 53.5 × 38mm. Point motor, Peco SL70. Push-button switch, push to make, Veroboard, 57 × 28.5mm, 0.1" pitch. Battery holder, 57 × 57mm. HP7 batteries, (4). Laminate (Formica), 25 × 26mm. Perspex sheet, 152 × 76mm 2.4mm thick. Perspex tube 38mm long, 30mm o.d. × 24mm i.d., Perspex adhesive. IC socket. Knob.			

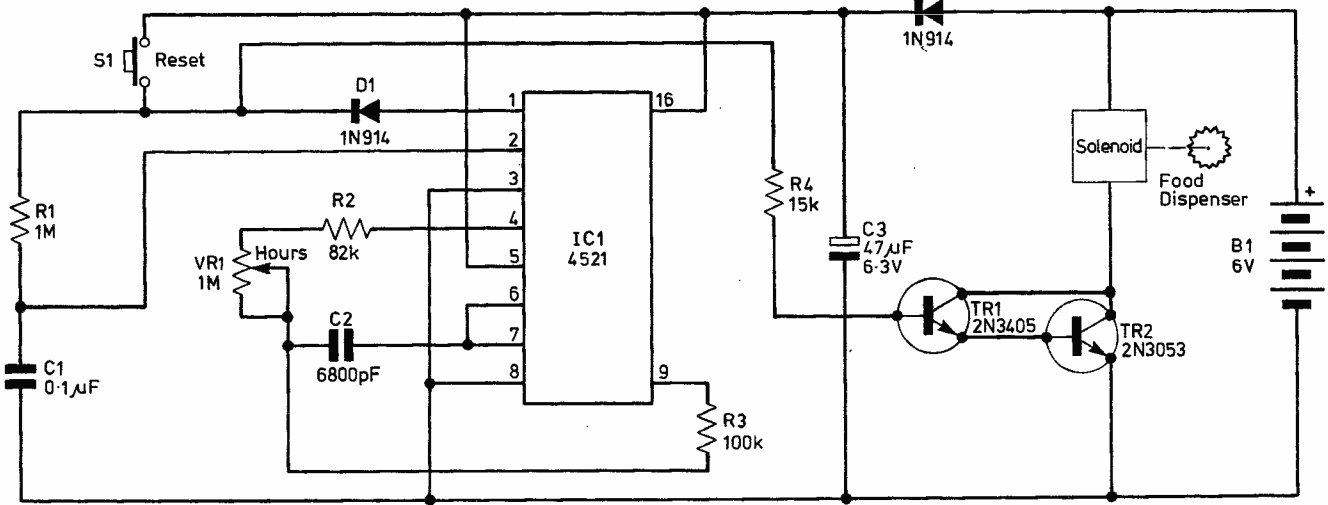


Fig. 2: Complete circuit diagram

### Circuit Operation

The complete circuit diagram is shown in Fig. 2. The heart of the device is a CMOS, 4521, 24 stage, frequency divider. A block diagram of this is shown in Fig. 3. Gate A is a straightforward digital buffer, whilst gate B is an inverting buffer. Stages 1 to 24 are simply flipflops connected to form a 24 bit counter.

In operation, gates A and B are connected, as shown in Fig. 4, to form an RC oscillator whose frequency,  $f$ , is given by:

$$f = \frac{1}{2 \cdot 3R_{rc}C}$$

The oscillator drives stages 1 to 24. The outputs from the last 7 of these stages are available from pins: 1, 10, 11, 13, 14 and 15 of the i.c. as shown in Fig. 6. After  $2^{17}$  (=131072) cycles from the RC oscillator, pin 10 goes from digital low to digital high; after  $2^{18}$  (=262144) cycles, pin 11 goes from low to high; and so on. For the fish feeder circuit, the output of pin 1 has been used. Pin 1 goes high after  $2^{23}$  (=8388608) cycles of the RC oscillator. The output of pin 1 is then used to drive the solenoid and also (after a delay) to cause a re-set.

In Fig. 2, R2, VR1, C2 and R3 form the RC network of the RC oscillator. The frequency can be adjusted between 70Hz and 1kHz; depending on the setting of VR1. After the relevant amount of time (between 2.4 and 32.1 hours, depending on VR1), pin 1 goes high. This has two effects. First, Tr1 and Tr2, connected as a Darlington pair, can draw base current via R4 and hence current flows through the solenoid coil, L1, to drive the dispenser. Secondly, after a delay of about 100ms, determined by R1 and C1, a re-set pulse is applied to pin 2. This causes counting to re-start and drives pin 1 low, switching off the drive to the solenoid coil.

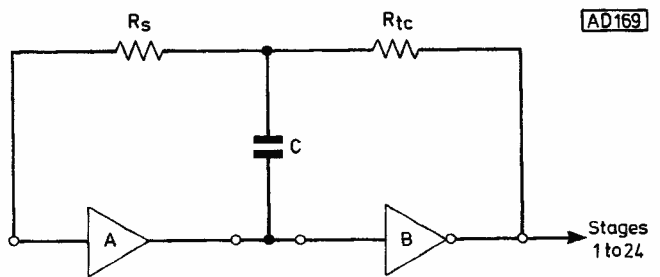


Fig. 4: Gates A and B form an RC oscillator

The dispenser can be manually operated using the re-set button, and this will also re-start the counting.

A collector resistor is not used with the Darlington pair as it was found that the internal resistance of the four HP7 batteries was sufficient to limit the current. However, anyone considering using other power supplies would be well advised to include some form of current limiting. C3 was included to maintain the power for the 4521 when the batteries were effectively short circuited by the solenoid coil was found not to be needed because of its very low inductance.

The measured power consumption of the prototype varied from  $8\mu\text{A}$  at the lowest frequency of operation to  $67\mu\text{A}$  at the highest. The batteries should last for many months—even years on the lowest frequency setting.

The layout of the components is not critical and Fig. 5 shows a suggested layout on a piece of Vero-board.

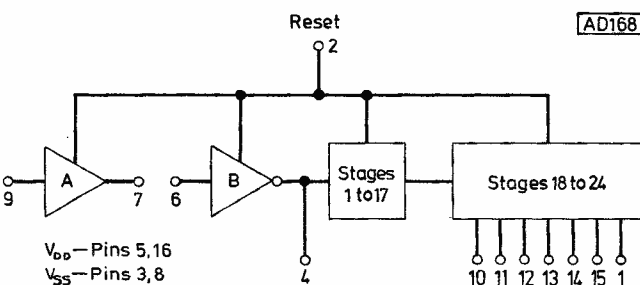


Fig. 3: Block diagram of the CMOS 4521

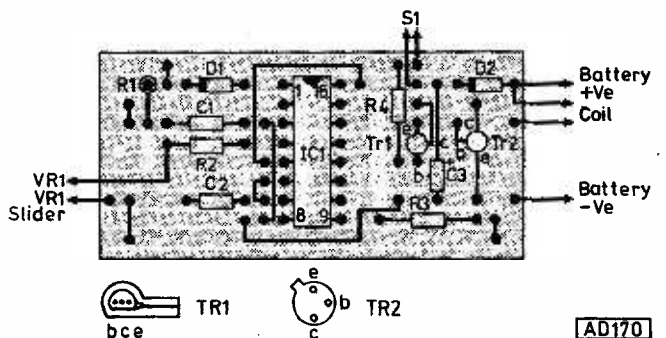


Fig. 5: Suggested component layout



## Testing


Before proceeding, the wiring should be carefully checked. The i.c. should then be removed from its protective covering and placed in its socket. The battery holder and Veroboard can now be mounted in the case.

Connect the batteries, making sure that the polarity is correct. If a micro-ammeter is available, the supply current can be monitored and should be between  $8\mu\text{A}$  and  $67\mu\text{A}$  depending on the setting of VR1. If an oscilloscope is available, pin 4 of the i.c. can be monitored. There should be a square wave signal whose frequency is variable between 70Hz and 1kHz.

Pressing the re-set button should cause the dispenser to operate.

For further testing of the timing, it is possible to increase the frequency of operation by a factor of 64 by disconnecting the anode of D1 from pin 1 of the i.c. and linking it to pin 10 instead. At the fastest setting of VR1, the feeder should then operate.

Finally, the front panel of the plastic case can be appropriately labelled.



## letters

The Editor,  
PRACTICAL WIRELESS,  
Westover House,  
West Quay Road, Poole,  
Dorset BH15 1JG

Sir: On looking through some very old QSL cards, I came across a Membership Certificate of The British Long Distance Listeners' Club, and I wondered how many of these members are still around in an active capacity. The date of the certificate is August 31st, 1939, it was "signed" by "Thermion" who was a regular columnist of that era, adding humour to his technical dissertations. Another thing I came across was a set of BA spanners given as a "Free Gift" many years ago. It may be of interest to say that these were carried by me during my Army Service with REME as a Radio Mechanic, and very useful they proved too. Also taken, was a series of cuttings from *Practical and Amateur Wireless* which were later published as a *Radio Engineers Pocket Book*. It is now well worn and somewhat dogeared, but still used.

I ought to add that the number of the Certificate mentioned above is 6308. All this was well before the days of transistor and integrated circuits, when "Ham Radio" was really amateur equipment, very often built on the kitchen table, with improvised and home made "bits and pieces". We sure had fun and most of all, we achieved something to be proud of!

A. C. H. Waters, G2DMT  
Knowle Park  
Bristol

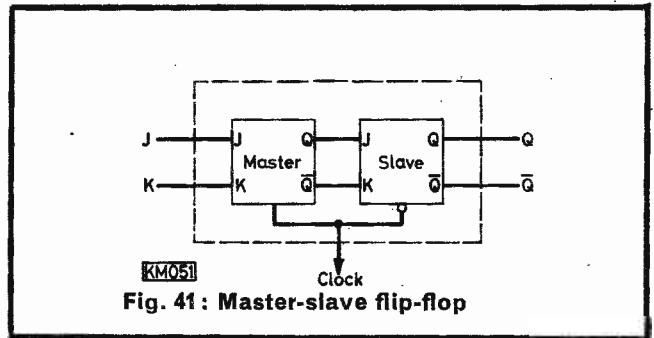
## INTRODUCTION TO LOGIC

continued from page 35

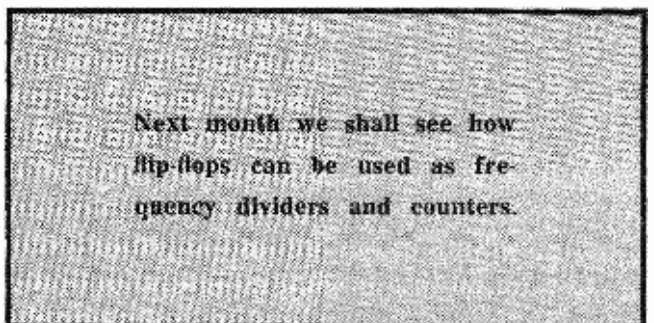
If we have a very long shift register, especially where the clock is distributed to groups of stages via separate lines, we can have the state of affairs where the stage being clocked does not operate until after the stage driving it has already changed state. Now the wrong data will be set up and passed along the register because of the delayed response of one stage. This can be a major problem in systems where the output from the end of a long shift register is "recirculated" back to its input.

## Master-Slave Flip-Flops

The problems with timing on a long shift register can be overcome by using a pair of flip-flops for each stage of the register. This is known as a "master-slave" combination and is shown in Fig. 41. Here the master and slave flip-flops are actuated by opposite edges of the clock pulse. As the clock pulse changes from 0 to 1 the master flip-flop takes up the state of the D input but the slave is unaffected. When the clock level falls from 1 to 0 the data from the master is transferred to the slave but the master is unaffected. Now in a long shift register using master-slave flip-flops there can be no problems with timing delays because when the masters are being clocked the slave stages feeding them with data are static and vice versa.



In the 74 series TTL there is a range of J-K master-slave flip-flops, such as the 7472 which is a single flip-flop or the 7473 and 7476 which are dual J-K master-slave flip-flops. Some long shift registers make use of two separate clocks to drive the master and slave stages. This gives what is referred to as a two-phase clock input and the clock signals are often labelled  $\phi 1$  and  $\phi 2$ .



# So you want to pass the R.A.E. (Radio Amateurs' Examination)?

**NEW SCHEME**

John Thornton Lawrence GW3JGA & Ken Mc Coy GW8CMY

After the 1978 examinations, the form of the Radio Amateurs' Examination will be changed from the old traditional script answer type to the new multiple choice "Objective Testing" type known as the "765, Radio Amateurs' Examination (New Scheme)".

## Objective Testing

An Objective Test is defined as a series of questions each of which has only one pre-determined correct answer, so that subjective judgement in marking is eliminated. The RAE will be carried out using a four-option multiple choice type of objective question. In this type, a question is asked or implied, followed by four possible answers or options, only one of which is correct. The candidate is required to select the correct answer.

The questions are normally chosen to test the candidate's "factual recall", "comprehension" and "application". In general, the "factual recall" question tests the candidate's ability to remember the facts which he has been taught, and a "comprehension" question tests his understanding of what he has been taught. An "application" question, while requiring him to both know and understand what he has been taught, asks him to go further and apply his knowledge and understanding to a given problem.

An example of a "factual recall" question is given below.

Class A3J amplitude modulation uses:

- a. only the upper sideband with a bandwidth of about 4kHz
- b. either one of the sidebands with the carrier suppressed
- c. morse telegraphy using either sideband
- d. one telephony sideband with reduced carrier.

In a pre-test conducted to see how candidates would answer the question, the results were as follows:

- a. 6%
- b. 64% (correct answer)
- c. 8%
- d. 19%
- O. 3% (no answer attempted)

The number of candidates choosing a particular answer is shown as a percentage of the total number of candidates.

The next example is of a "comprehension" question.

In a series-resonant circuit, to halve the resonant frequency the LC product must be:

- a. halved
- b. doubled
- c. quadrupled
- d. tripled

In a pre-test conducted with this question, the results came out rather differently.

- a. 17%
- b. 55%
- c. 23% (correct answer)
- d. 0%
- O. 5%

As you can see, the majority chose answer "b", which was unfortunately incorrect.

Since  $f = \frac{1}{2\pi\sqrt{L \times C}}$ , halving the frequency would

mean doubling  $\sqrt{L \times C}$  and doubling the square root of the LC product would require **quadrupling** the LC product itself (answer c.).

Finally, an example of an "application" question dealing with Ohms law.

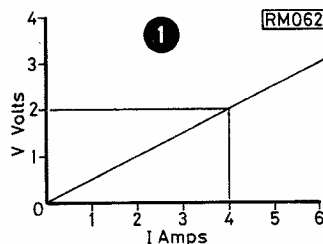


Fig. 1 shows the relationship between V and I in a d.c. circuit. The resistance of the circuit is:

- a. 8Ω
- b. 2Ω
- c. 0.5Ω
- d. 0.2Ω

The results of a pre-test conducted with this fairly easy question are as might be expected.

- a. 8%
- b. 6%
- c. 83% (correct answer)
- d. 2%
- O. 1%

## Advantages and Disadvantages

From the examiners' point of view, there are several advantages in Objective Testing. Because it is possible to have a greater number of questions, the paper can include questions on all areas of the syllabus, whereas traditionally only a limited number of topics can be covered. Also no "choice" questions are included, so all candidates answer the same questions.

The preparation of the question paper can be more systematic in covering the syllabus and "pre-tests" can be held to estimate the degree of difficulty of each question before it is included in an examination paper. Marking is completely objective and eliminates the possible variations due to points awarded by different markers or by the same marker on different occasions.

From the candidate's point of view, there is less emphasis on his ability to express himself in his own words, his performance depends primarily on his technical knowledge and understanding. He is not hampered by time as adequate time is available. All things being equal his paper will be marked more

**COMING SOON**

A reprint of the complete RAE series in booklet form. Watch PW for a further announcement.

accurately and impartially, and the results should be available to him sooner.

There are a number of common objections to Objective Testing, the most common being the view that someone with no knowledge can, by guessing the answers, obtain adequate marks. However, experience has shown that a rational elimination of one or more of the incorrect options is also likely and that applying a correction factor for guessing does not have a significant effect on the rank order of candidates. The policy of the City and Guilds of London Institute is, therefore, not to apply a correction for guessing.

Another objection is that candidates should be tested on their ability to express themselves in writing. In the case of the RAE this ability is not one of the essential factors, whereas knowledge and understanding are. Objective Testing is, therefore, considered suitable for this examination.

Some candidates like to see previous question papers in order to know the general standard of the questions that will be asked. At this stage it is the policy of the CGLI not to issue copies of a question paper for security reasons, although sets of sample items are available.

Of course, the setting of questions for Objective Testing requires considerable expertise. Subject experts submit questions to the Institute and these are considered by an editing panel.

If the questions are accepted they are put forward for pre-testing. The results of the pre-test are analysed and reviewed before the question is considered acceptable to be placed in the Question Bank. By the time a question is placed in the Question Bank a considerable amount of information is known about its suitability and effectiveness for a particular examination.

## Objective Testing, from the Candidates point of view

The candidate will answer his multiple choice examination paper on special answer sheets using a pencil. He should attempt all questions and should find little difficulty in completing the answers in the time allotted. If he has difficulty in expressing himself but knows and understands the items in the syllabus, then this form of examination will be to his advantage. If he does not know the subject then it is highly unlikely that guessing will help him to gain marks. If he knows all the items in the syllabus reasonably well the overall result is likely to be better than knowing some items very well and some not at all, as all parts of the syllabus will be tested. There are no "choice" questions or "likely subjects".

A personal impression of the new Objective Testing Radio Amateurs' Examination, formed from the information available, is that the questions may be more searching but the marking will be more reliable than the conventional examination method.

## New Examination Pattern

In comparing the old and new schemes, the Syllabus remains broadly the same. The old Radio Amateurs' Examination was of three hours' duration and the paper consisted of two sections. The new examination will consist of two separate papers, a 1-hour paper containing 35 Multiple Choice questions on Licensing Conditions and Transmitter Interference and a 1<sup>3</sup>/<sub>4</sub>-

hour paper containing 60 Multiple Choice questions on Operating Practices, Procedures and Theory. Details are given below.

<b>765-1-01 LICENSING CONDITIONS AND TRANSMITTER INTERFERENCE (1 HOUR)</b>	
SYLLABUS	QUESTIONS
1 Licensing conditions	23
2 Transmitter Interference	12
	—
	35

There will be a break of 15 minutes between the two papers.

<b>765-1-02 OPERATING PRACTICES, PROCEDURES AND THEORY (1<sup>3</sup>/<sub>4</sub> HOURS)</b>	
SYLLABUS	QUESTIONS
1 Operating Practices	5
2 Electrical Theory	11
3 Semiconductors	7
4 Radio Receivers	9
5 Transmitters	8
6 Propagation and Aerials	14
7 Measurement	6
	—
	60

## New Syllabus

Full details of the new syllabus are given in the Institute's booklet *765 Radio Amateurs' Examination (Old and New Schemes)*. In addition, the booklet contains details of "Examination Objectives" which describes the nature of the examination questions. In all, the new scheme is much more specific in stating what the candidate is required to know in the various sections.

A notable new addition is the "Operating Practices and Procedures" which includes methods of accessing repeaters, use of satellites, etc., and sections on safety in the Amateur Station.

Information on operating procedures, etc., is given in the Home Office publication *How to become a Radio Amateur*, it can also be found in *A Guide to Amateur Radio* and the *Radio Communication Handbook* both published by the RSGB.

## Acknowledgements

We would like to express our grateful thanks to the City and Guilds of London Institute for permission to publish various extracts from their broadsheet and sample tests relating to the Radio Amateurs' Examination.

Our personal thanks go to Mrs Jackie Richards of the Testing Services Department of the CGLI for her helpful comments during the preparation of this article.

## Further Information


Full information on the new examination is available in the booklet *765 Radio Amateurs' Examination (Old and New Schemes)*, price 40p from the City and Guilds of London Institute, Sales Section, 76 Portland Place, London W1N 4AA. A complete set of "sample items" (questions) is also available, price 40p.

A broadsheet entitled *City and Guilds Objective Testing* is available to teachers and other interested parties, free of charge, from the above address. For teachers requiring more detailed information, a booklet *Objective Testing* is available, price 50p. ●

**SPECIAL  
PRODUCT  
REPORT**

 **HOME RADIO**

**THE  
ELECTRONIC  
WORKSHOP**



A lot of readers probably use the kitchen table as the basis of their "workshop", despite the comments from the lady of the house. Whilst this may have the advantage of convenience and nearness to the rest of the family it becomes a nuisance when mealtimes approach and one is evicted from the "bench". In fact the thought of all the aggro which is likely to come might well put you off from even starting a project.

Home Radio have produced their answer to this problem in the Electronic Workshop which they are offering in either kit form or ready built.

The basic idea is not new but this one has several novel features.

As can be seen from the photograph the basis of the Workshop is a sturdily built base equipped with four rubber feet, to prevent damage to the wife's best table, and a rubber mat on the top to provide a suitable working surface. A carrying handle, attached to the underside of the base, provides a positive stop to prevent the Workshop walking all over the table. The sides have various holes drilled in them to hold different tools such as pliers and screwdrivers.

The biggest innovation is the provision of a simple power supply and a small loudspeaker in the back panel together with a lockable storage cupboard to hold tools and components. Each end of the back panel is fitted with a 13A mains socket while the mains lead is detachable from the back.

Also contained inside the rear panel structure are three reels intended to be fitted with flexible wire and solder, with the wire being easily pulled out through holes.

The Workshop has been thoroughly tested by PW staff and found to be useful. There are several points, however, which could detract from the usefulness of the Workshop and which the average reader should be able to do something about.

Although one of the main attractions of this unit would appear to be its ability to allow the constructor to pack up quickly this tends to be nullified by the awkwardness and small capacity of the lockable storage cupboard. It would probably be of greater use if this space was used to house a simple and cheap multimeter, using a separate "toolbox" to hold and transport tools and components.

The 20V d.c. power supply is not stabilised or calibrated, so that its usefulness is rather limited. However the addition of a simple stabiliser should not prove too difficult for the user to do. In fact one could think of several additions and improvements which could be made to the Workshop such as an audio oscillator and a simple a.f. amplifier but they would all add to the overall cost of the unit, and each of us would have different opinions of what is needed.

At a price of £39 for the unwired version and £46 for the ready-to-use Workshop (+£2.06 VAT and £2.50 carriage) the Electronic Workshop provides a useful basis for a kitchen table worker, and should help to overcome any domestic objections.

**Home Radio (Components) Ltd, 240 London Road, Mitcham, Surrey CR4 3HD. Tel: 01-648 8422.** ●

**Dick Ganderton**

*Practical Wireless, September 1978*


NEXT MONTH IN...

# practical WIRELESS

ON SALE 1st. SEPT.

# Free

## TRANSISTOR MOUNTING PADS



Do you have difficulty mounting your transistors onto p.c.b.s? These mounting pads will help you to achieve that professional look to your work and help with the reliability of your finished projects

# S.W. RECEIVER FREQUENCY READOUT

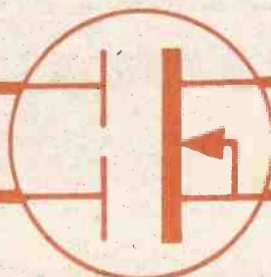
the **Pw**  
'Gillingham'

This one-chip design will enable you to keep an accurate track of the frequency your short wave receiver is tuned to regardless of the accuracy of its dial. Simple to build, it can also cover the medium wave broadcast band

The display works with any receiver having an i.f. of 460kHz or 455kHz (l.o. high) and is accurate to within 5kHz up to 29.999MHz



Also:



## 2m Mosfet Converter

A high performance module, having a noise figure of 3.5dB and a gain of 26dB from the 2m input to the 10m output. A compact, well-designed unit, which is easily aligned



The PW "Wimborne" is a complete audio system designed to combine a high standard of performance with good mechanical and electrical reliability. This integrated system comprises:

1. Stereo record/playback cassette deck with radio to tape, phono to tape, and auxiliary to tape, record facility.
2. A long wave/medium wave/f.m. stereo radio ready for all the new BBC domestic radio channels.
3. A three-speed turntable with a choice of manual or auto change types and with the option of either magnetic or ceramic cartridges.
4. A stereo amplifier capable of delivering 8 watts r.m.s. per channel into 8 ohms or 11 watts r.m.s. into 4 ohms with full treble and bass boost.
5. A professional-style cabinet featuring a wooden baseboard, pre-drilled aluminium extrusions and silk screened perspex front with matching knobs and push buttons and trim.
6. A choice of speaker enclosures.

## Design Philosophy

The major consideration in the design of the PW "Wimborne" was to give the home constructor the opportunity to produce a really professional piece of equipment. The level of performance would have to equal or excel currently available mid-range music centres, while providing circuitry which could be added to at a later date to bring it into the true high fidelity class. Extensive use of readily available and well proven integrated circuits was made! Another object was to use components well below their maximum ratings to ensure reliability and a long trouble-free life.

The tuner and amplifier modules were fitted with quick-release connectors to facilitate final testing and fault finding. Flying leads were kept to a minimum to reduce a common source of failure through soldered joints being put under tension. Because the power amplifier, pre-amplifier tone controls and power supply are mounted on a common board, construction is greatly speeded up and good results are guaranteed. The alignment of the r.f. module has been reduced to a bare minimum using basic test equipment. The radio module, amplifier module and

**PW WIMBORNE**

**Music**

**PART 1**

## ★ specification

### AMPLIFIER SECTION

POWER OUTPUT: (r.m.s.)  $2 \times 8\text{W}$  into 8 ohms,  $2 \times 11\text{W}$  into 4 ohms  
 TOTAL HARMONIC DISTORTION: 0.5% at 5W into 8 ohms  
 FREQUENCY RESPONSE: 20Hz—20kHz, -3dB  
 SIGNAL TO NOISE RATIO: 55dB  
 TONE CONTROLS:  $\pm 12\text{dB}$  at 100Hz;  $\pm 12\text{dB}$  at 10kHz  
 INPUT SENSITIVITY AND IMPEDANCE: 60mV, 470k $\Omega$

### TUNER SECTION

FREQUENCY RANGES: F.M. 87.5-108MHz; M.W. 530-1605kHz; L.W. 150-350kHz  
 INTERMEDIATE FREQUENCY: F.M. 10.7MHz; A.M. 470kHz  
 USEABLE SENSITIVITY: F.M.  $2.2\mu\text{V}$  (for 26dB S/N); M.W.  $350\mu\text{V/m}$ ; L.W.  $600\mu\text{V/m}$  (for 20dB S/N)  
 STEREO SEPARATION: more than 35dB at 1kHz  
 F.M. SIGNAL TO NOISE RATIO: 70dB  
 F.M. CAPTURE RATIO: 4dB  
 F.M. FREQUENCY RESPONSE: 40Hz-15kHz  
 SELECTIVITY: F.M. 26dB (400kHz) M.W. 24dB (9kHz)



**RNE**



# Centre

**N.B. MATTEY**

## CASSETTE TAPEDECK

TYPE: Otake N99  
 RECORDING LEVEL CONTROL: Automatic  
 TAPE SPEED: 1½ i.p.s. (4.75cm/s)  
 RECORDING SYSTEM: A.C. bias  
 BIAS FREQUENCY: 60kHz  
 ERASE SYSTEM: A.C. erase  
 FREQUENCY RESPONSE: 100Hz-10kHz, -6dB  
 SIGNAL TO NOISE RATIO: 48dB  
 CHANNEL SEPARATION: 25dB  
 CROSS TALK: -50dB  
 WOW AND FLUTTER: 0.25% r.m.s.

## RECORD PLAYER

TYPE: BSR 162 automatic single player, 33/45/78 r.p.m.  
 CARTRIDGE: SC 12 M  
 STYLUS: ST 16  
 (optional magnetic cartridge and pre-amp)

## LOUDSPEAKERS

TYPE: Single 6½ in twin-cone speaker or  
 8 in bass unit plus tweeter, with crossover network

mains transformer are mounted on a base board. The p.c.b.-mounting potentiometers are held firmly in position by being fixed into the rear front-panel extrusion. This rigid form of construction greatly reduces mechanical stress. The cassette mechanism is supplied fully working with its electronics.

## Construction

Constructional details of the cabinet will be described this month. As can be seen from the exploded drawing, Fig. 1 and the internal photograph, Fig. 2, the cabinet is formed of two parts. The first part consists of the base board, on which are mounted the front panel and the control mounting panel, the amplifier/power supply module and mains transformer, and the tuner module and ferrite rod aerial.

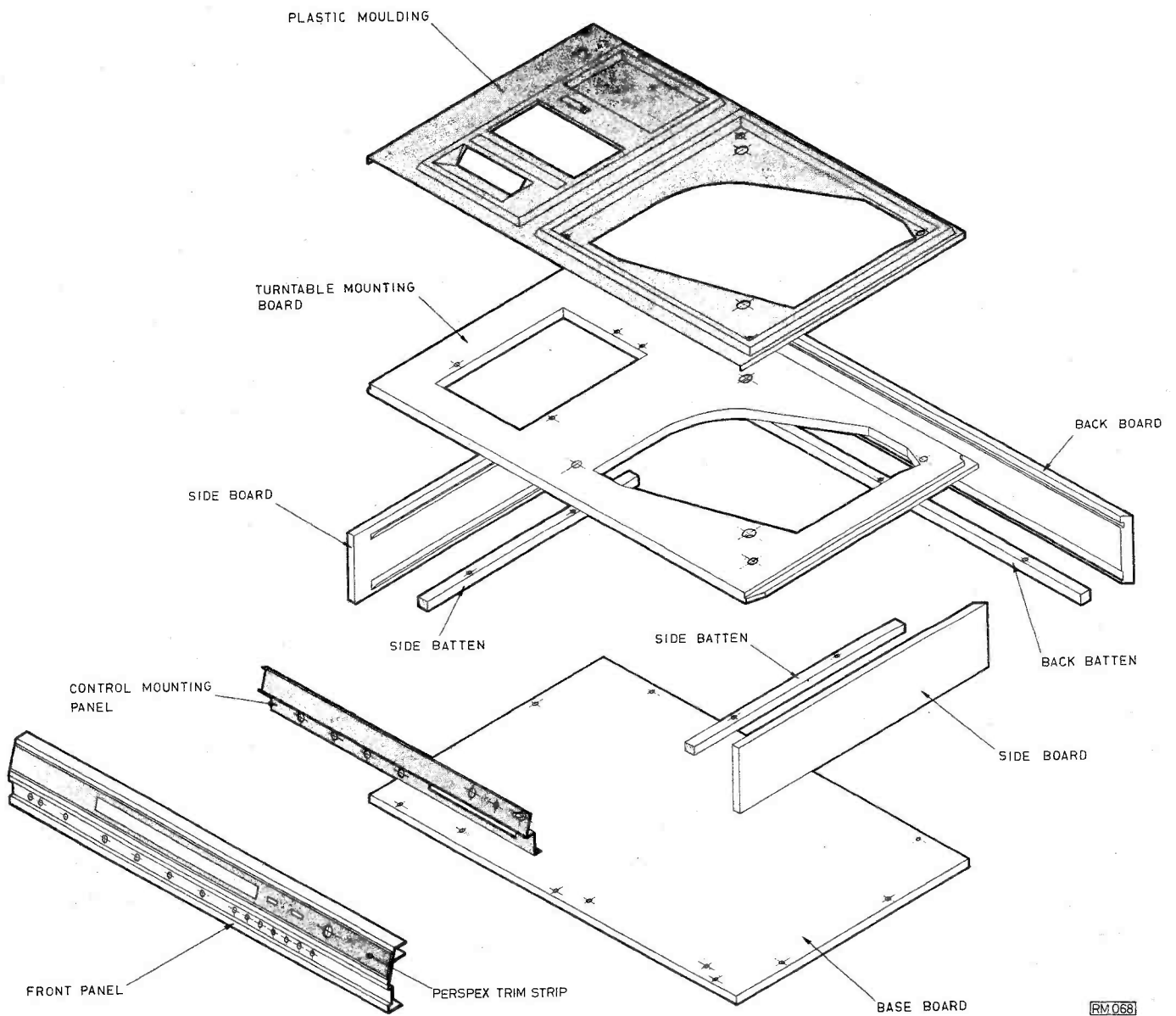

## Front Panel Assembly

The front panel is an aluminium extrusion, with jacks for stereo microphone inputs to the tape deck, and for stereo headphones. Control identities are silk-screened onto the panel and the perspex trim strip which is secured by means of double-sided adhesive tape.

A second aluminium extrusion, the control mounting panel, is bolted to the base board immediately behind the front panel. The four potentiometers mounted on the amplifier/power supply module are secured to the control mounting panel by their mounting bushes and nuts, thus anchoring the front end of the p.c.b. Also mounted on this panel are the perspex tuning scale with its associated pointer and drive arrangements, and lamps for scale illumination and indication of power on, plus a stereo beacon. Details of the base board are given in Fig. 3.

## Cabinet Top Section

The second part of the cabinet comprises most of the woodwork. The turntable mounting board, with cut-outs suitable for gramophone turntable and cassette mechanism (see Fig. 4), is surrounded on three sides by the two side boards and the back board. These should be of veneered chipboard, suitably



**Fig. 1: Exploded view of the cabinet assembly**





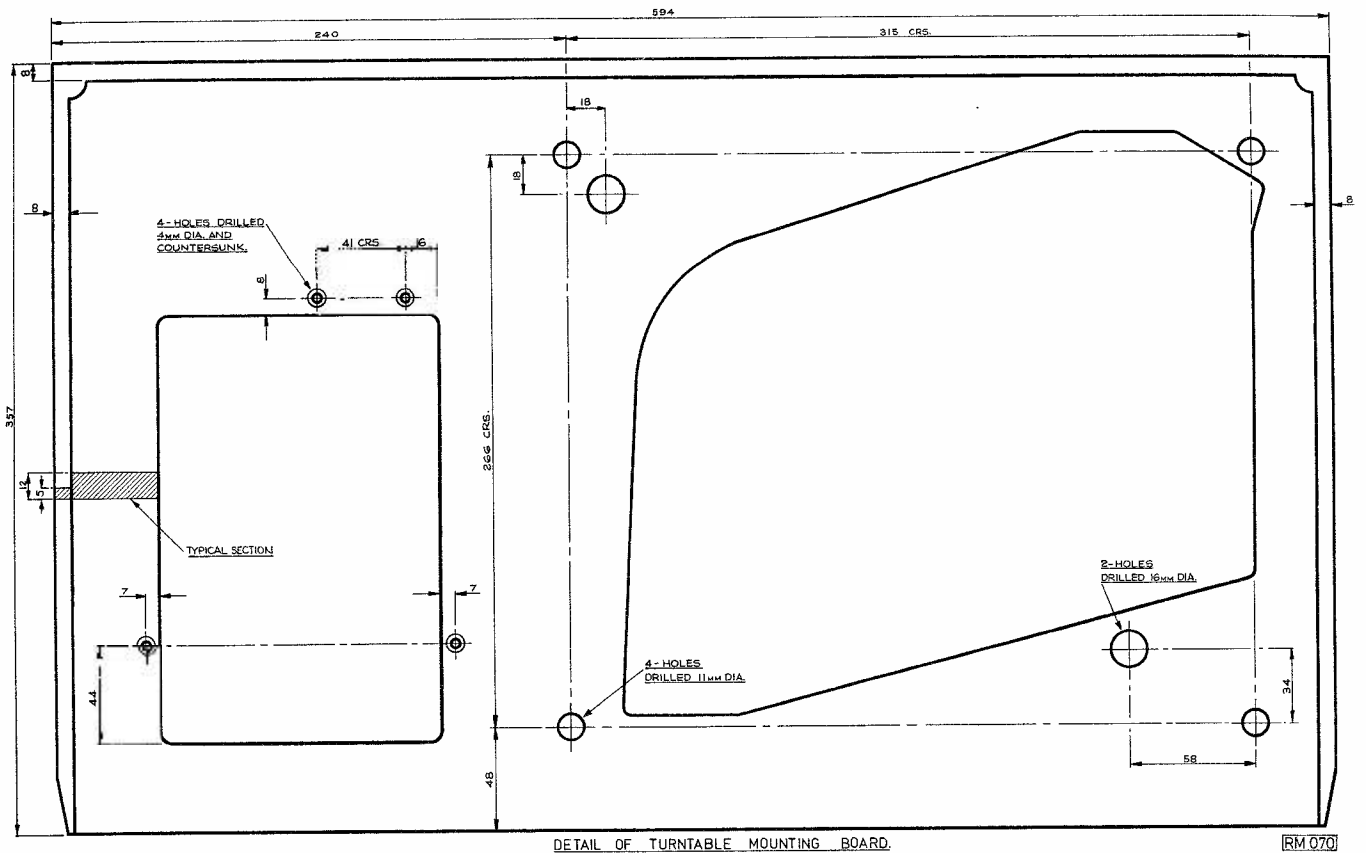


Fig. 2: Inside view of the PW "Wimborne", with all units identified



**Fig. 3: Baseboard details, with a view of the control mounting panel and tuning drive assembly**



**Fig. 4: Turntable mounting board details**

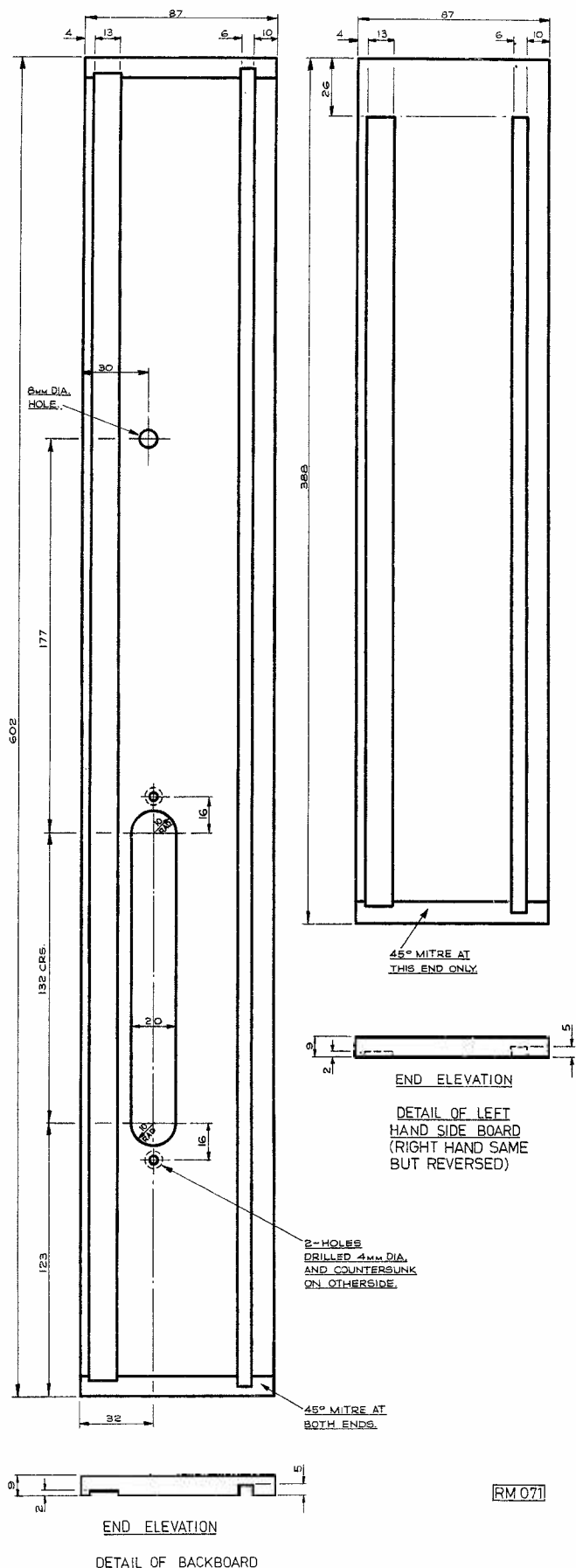


Fig. 5: Backboard and sideboard details

grooved on the inside faces to house the turntable mounting board and the three battens to which the base board will be screwed.

A black plastic moulding is available to cover the turntable mounting board. This moulding is suitable for a range of BSR single-play and autochange turntable units (deck size 303 x 286mm), but so far as the cassette mechanism is concerned only that listed in the specification will fit.

Should a constructor wish to use a different mechanism or turntable then the turntable mounting board should be veneered chipboard, instead of plain, or covered with black rexine. The cassette mechanism would need to be a drop-in, top mounting design, or some special arrangements made for a finishing trim by the constructor. The cut-outs in the board may need to be changed in these circumstances. **Warning—** Check that the under-board parts of any alternative units which you may wish to use will clear the other modules. There is a fair bit of room, but some designs could present problems. It might also prove necessary to move the mains transformer slightly to reduce hum pick-up.

The turntable mounting board, side and back boards and battens are all glued together. The plastic moulding is secured by using double-sided tape.

## External Connections

The back board carries a small panel on which are mounted sockets for loudspeakers, a.m. and f.m. aerials, and auxiliary inputs and outputs. A securing clamp for the mains lead is also fitted. Details of the side and back boards are shown in Fig. 5, while information on the battens is inset into Fig. 3.

## Loudspeakers

Constructional details of suitable loudspeaker enclosures will be given in a later article.

## Cabinet Parts

The aluminium extrusions for the front panel and control mounting panel, the perspex trim strip, the plastic moulding to cover the turntable mounting board and a smoked acrylic dust cover for the whole unit (as shown in the heading photograph) will be available from Reed Hampton Ltd., 19 Church Lane, Wallington, Surrey. See their advertisement for further details.

**NEXT MONTH**

**FULL CIRCUIT AND**

**CONSTRUCTIONAL DETAILS**

**OF THE AMPLIFIER**


**AND POWER SUPPLY**

# PRODUCTION LINES

alan martin

## Multimeter

The new light robust Pantec Minor comes complete in tough plastic case with test leads, and offers 33 separate ranges, reliable fuse protection, a.c. current to 12.5A, a.c./d.c. volts to 1.5kV and resistance to 20M $\Omega$ . Sensitivity is 20k $\Omega$ /V and the meter has a 92mm scale length with an anti-parallax mirror. Range selection is by one rotary switch with a slide switch selecting a.c., d.c. or resistance. An optional high voltage probe is available, to extend the voltage range to 30kV d.c. Priced at £28.00 plus 8% VAT the Pantec Minor is available from, *Precision Instrument Laboratories, Instrument House, 212 Ilderton Road, London SE15 1NT. Tel: 01-639 0155.*



## Cheap Cheap

Three economy priced amplifier packages can be obtained from Radio and Television Components Ltd., utilising proven Mullard modules which show savings of up to 75% in comparison with listed prices.


Package 1 consists of two LP1173 audio modules and an LP1182/2 stereo pre-amplifier module. Price £4.95 (normally £25.50).

Package 2 features two LP1173 modules plus an LP1184/2 pre-amp with integral magnetic pre-amp. Price £6.95 (normally £27.50).

Package 3 includes two LP1173 modules, LP1182/2 stereo pre-amp, LP1179 f.m. tuner and a 1165 a.m./f.m. i.f. strip. Price £9.95 (normally £37.00).

The three packages can be used to build stereo amplifiers for ceramic or magnetic cartridges, and a f.m./a.m. receiver. To complete the construction volume controls and power supply can also be obtained from R & TVC for 95p and £1.95 respectively.

P & P for any of the packages is £1.00, and may be obtained from, *R & TVC, 323 Edgware Road, London W2.*



## Check mate

A new and more versatile version of Chess Challenger, has now been introduced by Spectrum Marketing.

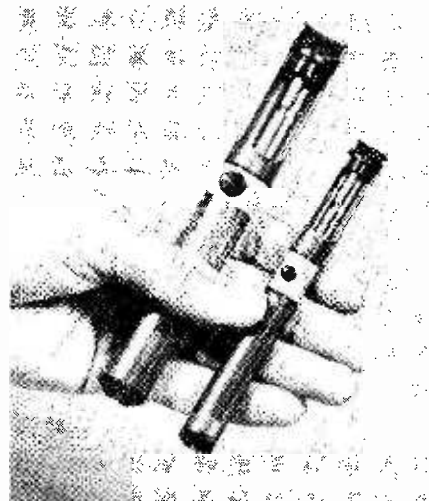
Comprising a chessboard and built-in keyboard, with windows to display move codes, the new Master version of Chess Challenger looks like the original version but offers many more features. Advantages for the chess buff include three levels of play; for beginners, average and better players, the board also allows the player to select offence or defence — i.e. white or black pieces.

A microprocessor 'mini-computer' is the brain of the three level Master game. At level one, the board will display its best counter move almost immediately. At level two the computer

## Sipping solder

Recently introduced by BOSS Industrial Mouldings Ltd. are two new desoldering tools specifically designed for removal of molten solder from both large and small p.c.b. pad areas.

Measuring only 150mm and 180mm, and having all metal bodies, both these Minor and Major BIMPUMPS develop high suction power with an anti-recoil system for efficient solder removal and have screw-in Teflon tips for long life and easy replacement.




Both BIMPUMPS are operated by priming the main plunger, and when the solder to be removed is molten, press the release button, the solder is then sucked into the Teflon tip. The unwanted slug of solder is ejected when the plunger is next primed. The Minor is priced £5.95 plus 8% VAT and the Major £6.95 plus 8% VAT. Available from, *Boss Industrial Mouldings Ltd., Higgs Industrial Estate, 2 Herne Hill Road, London SE24 0AU. Tel: 01-737 2383.*

examines the player's move in greater depth and responds in 11-16 seconds, while at level three it thinks even more deeply and responds in up to 34 seconds.

Other features include the ability to set up move problems and end games and, the computer never forgets a move. It can verify the position of every piece left on the board at the touch of a key at any stage during the game.

Chess Challenger is available from many different shops and stores throughout the country at £139.95 which includes VAT. However, if no local stockist is available, the company will supply direct by post. *Spectrum Marketing, 12 The Shrubberies, George Lane, South Woodford, London E18 Tel: 01-989 2235.*



## KINDLY NOTE!

**Active Tone Control, March 1978 page 814**  
The value of R13, Collector Load for Tr2, should be 10kΩ.

**A.M. Receivers, August 1978:** Some of the pin connections to the LM380 are incorrect. Pin 3 should read pin 6 (inverting input), pin 4 should read pin 7 (ground), pin 6 should read pin 14 (Vcc), and pin 5 should read pin 8 (V out).

### PW "Jubilee" Electronic Organ, September 1977

Owing to an error in the General Instruments Microelectronics data book for the year 1976 we have now been officially advised that the power supply connections to pins 8 and 14 of ICs 3 to 6 in the Jubilee organ have been reversed. Fortunately it is unlikely that any damage will have been sustained. In fact very few readers will have experienced any problem because of this transposition, but this is more as a result of luck than for any other reason. It is possible that some readers might have experienced "break up" of one or two notes because of faulty division.

Although your system may appear to be working quite satisfactorily it is not recommended that you permit this fault to go unremedied as no one can be sure what the long term effects might be on the i.c.s involved. Correction is very simple and should be carried out as follows:

1. Break the copper conductor on the underside of the board at the point marked in Fig. 1 and use a piece of tinned copper wire to make a bridge connection to the adjacent copper land.
2. On the upper side of the board remove, or cut through, link wire as shown, and using a short length of insulated wire run a connection from the hole adjacent to pin 8 of IC3 to the board pin nearest C44 of the three that are to the right of IC2.

### Bovington Tank Battle Game, June 1978

It is possible that problems may be experienced with the 4MHz clock pulse oscillator. If you have difficulty in obtaining a stable picture or obtain multiple pictures of the battleground on the TV screen then the operation of the 4MHz oscillator is probably suspect. If an oscilloscope is available then the output of the oscillator can be checked at pin 4 of IC4. Gently touch the top of IC4 and observe the waveform at Pin 4. If the oscillator stops or the output changes then solder a capacitor of between 27pF and 47pF across the pins of L1. This should cure the problem enabling a stable picture to be obtained.




Fig. 1: The area of the p.c.b. to be amended

# SIMPLE

# HIGH RESISTANCE

# VOLTMETER

C.ATTENBOROUGH

The CA 3130 op.amp. i.c. provides, for around £1, a performance for which one would have paid ten times as much only a few years ago.

Its high input impedance (typically 1,500,000 MΩ) and low input currents (a few tens of picoamps) make it very attractive as a buffer amplifier to a simple voltmeter, giving it a very high input impedance.

Fig. 1 shows how this can be done with the op.amp. shown connected to give a voltage gain of 1. This preserves the original calibration of the voltmeter.

However, if we want to make a self-contained instrument, rather than an add-on buffer for an existing meter, we have a slight problem. Microammeters are more readily obtainable than voltmeters. Of course we could convert the microammeter into a voltmeter by adding a series resistor. For example, to convert a 100μA meter into a voltmeter with an f.s.d. of 1V we would need a total resistance including the meter of 10kΩ.

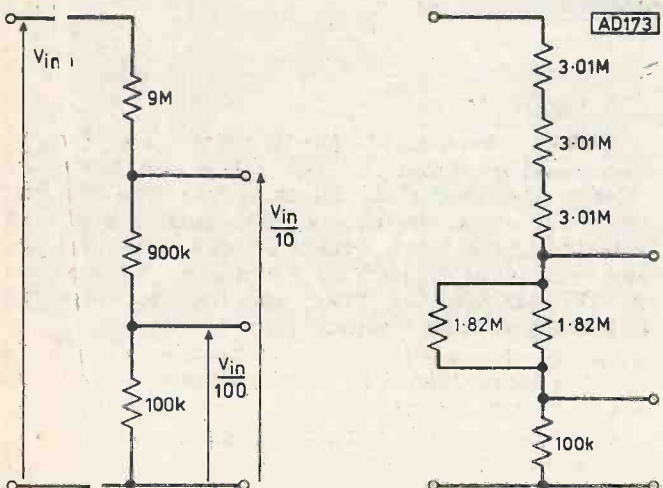
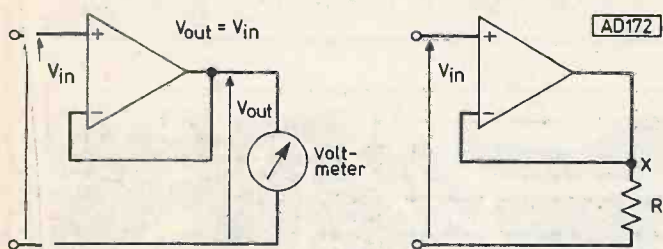
From this we have to deduct the meter resistance, if we know it, or use a variable resistance to set the f.s.d. of the voltmeter.

Fig. 2 shows how we can define the current flowing through the microammeter. The circuit is similar to Fig. 1. The high gain of the op.amp. forces the two inputs to be at the same potential. The input voltage


appears across R and the current through R is  $\frac{V_{in}}{R}$ .

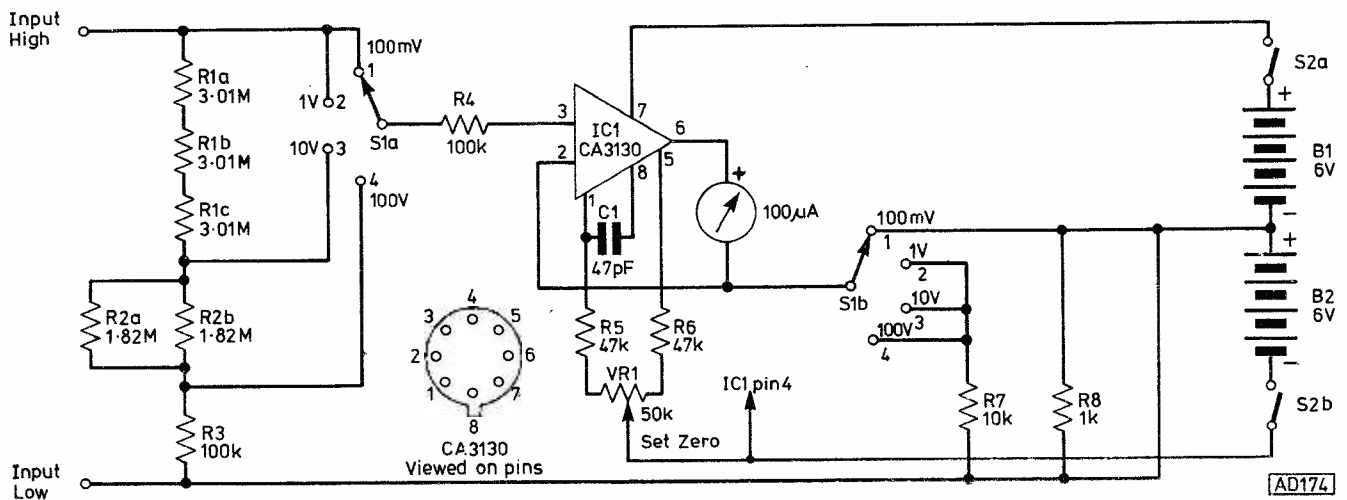
If we insert the microammeter at Point X, then the current through the meter will be the same as the current through R (we can neglect the op.amp. input current since it is only a few picoamps.)

If we make R 10kΩ and apply 1V to the input we get 10μA flowing through Point X and this will hold for any meter resistance.



Figs. 1 and 2 (left) Showing, respectively, an op.amp. configuration providing an overall gain of 1, and a method to quantify the microammeter current in a similar circuit; also Fig. 3: (below) The dividing arrangement and the series-connected resistors which form the attenuator





**Fig. 4: The main circuit diagram of the voltmeter. Note the polarity of the (dual) battery supply rails**

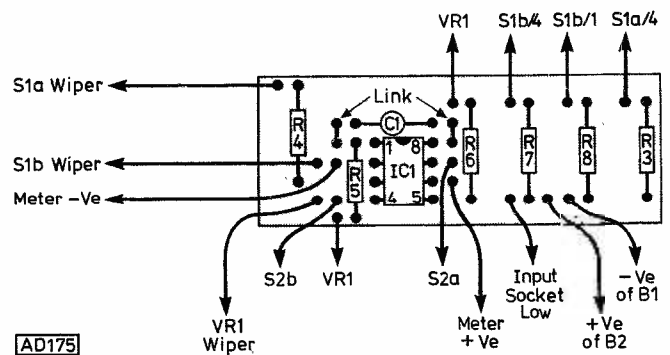
This is the basis for a multi-range d.c. voltmeter. For a 1V range R will be 10kΩ. If R is 1kΩ f.s.d. is 0.1V. When we come to the 10V and 100V ranges we cannot just increase R to 100kΩ and hence apply 10V to the op.amp. input, as the supply rails are only ±6V and the op.amp. cannot cope with inputs greater than the supply rails. So the input must be divided by 10 or 100 as appropriate and Fig. 3a shows how this is done. The resistor values are rather inconvenient and Fig. 3b shows how the input attenuator can be built using available resistors.

The complete circuit is shown in Fig. 4. C1 is a compensation capacitor to prevent instability. VR1 provides the means to set the meter current to zero with no input while R4 provides protection against excessive input currents which would flow if a high voltage was applied to the input with the op.amp. supplies turned off.

## ★ components

Resistors	
4W 5%	
47kΩ	2 R5, R6
100kΩ	1 R4
4W 2%	
1kΩ	1 R8
10kΩ	1 R7
100kΩ	1 R3
900kΩ	R2 (See text)
9MΩ	R1 (See text)
Potentiometers	
50kΩ lin.	1 VR1
Capacitors	
Ceramic 12V	
47pF	1 C1
Semiconductors	
CA3130	1 IC1
Miscellaneous	
Meter 100µA 52	45mm (1)
2p. 4w. switch (1)	S1
1p. on-off switch (1)	S2
Veroboard 3 tracks	21 holes, 0.1 inch matrix
Battery holders 4	HP7 (2)
Input socket (1)	for test leads
Case	

**Fig. 5: The practical layout on Veroboard; "break track" points are clearly shown, as are lead-outs to meter and switching points**



## Construction

The main components are mounted on a piece of Veroboard as shown in Fig. 5. This can be either fitted to the back of the meter or into the case. The meter, VR1, both switches and the input sockets are mounted on the front panel of the case, which can be any suitable sized plastic or metal one. The two sets of HP7 batteries are fitted into the case and the instrument is ready for use.

Finally, it is as well to point out that R1 is constructed from three 3.01M resistors wired in series and mounted on S1. These are specialised types from Radio Resistor, but any adequate combination of close tolerance resistors would suffice.

**Part 6 (conclusion)**



# OSCILLOSCOPE

IAN HICKMAN

In the preceding parts, each board has been taken through to the point at which it is basically working, but we still have to perform setting up and calibration.

Until this is done, the instrument is no more than a "look-see box", whereas when calibrated, the amplitude and period (hence frequency) of repetitive waveforms can be read off directly from the graticule.

Before starting the setting up, finish off any tidying up still remaining, e.g. connect up the on/off switch if this was left earlier as suggested in Part 2.

Also, prepare the graticule and bezel if you are making these items yourself. The graticule is already printed accurately on the special front panel overlay available from the PW editorial offices.

This overlay can be used to provide the legends etc on the front panel if you are making your own casework. If you are using the ready made case by Bazelli then the annotations will be silk screened directly onto the front panel and a bezel and graticule supplied ready made. The bezel may be fabricated from 12.5mm aluminium angle, the four sides being stuck together at the corners with an epoxy adhesive such as Araldite, working on a sheet of graph paper to ensure a square assembly. A rubber band holds it together whilst the epoxy is setting and then, having drilled the fixing holes, it can be sprayed matt black with an aerosol spray can (from any motor accessory shop).

In addition to the support for the front end of the c.r.t. shown in Fig. 3 (the screws which fix this to the front panel also secure the graticule and bezel), the tube and mumetal screen are secured to the case top member with heavy grade p.v.c. tape.

A packing piece of soft wood and hardboard is epoxied to the case top member. The mumetal screen is a simple rolled tube which covers the neck of the tube.

Great care must be taken not to bend the mumetal to the point where it takes a permanent set, as this will greatly reduce its permeability and hence its effectiveness. Neatly lap both ends of the tube with a turn or two of self-adhesive tape to hold the edges together but not overlapping. Then insert several strips of self-adhesive draught excluder foam running the length of the bore, spacing them closely opposite the join. With the join at the top, the closely spaced strips of foam will support the tube, the other merely acting as spacers.

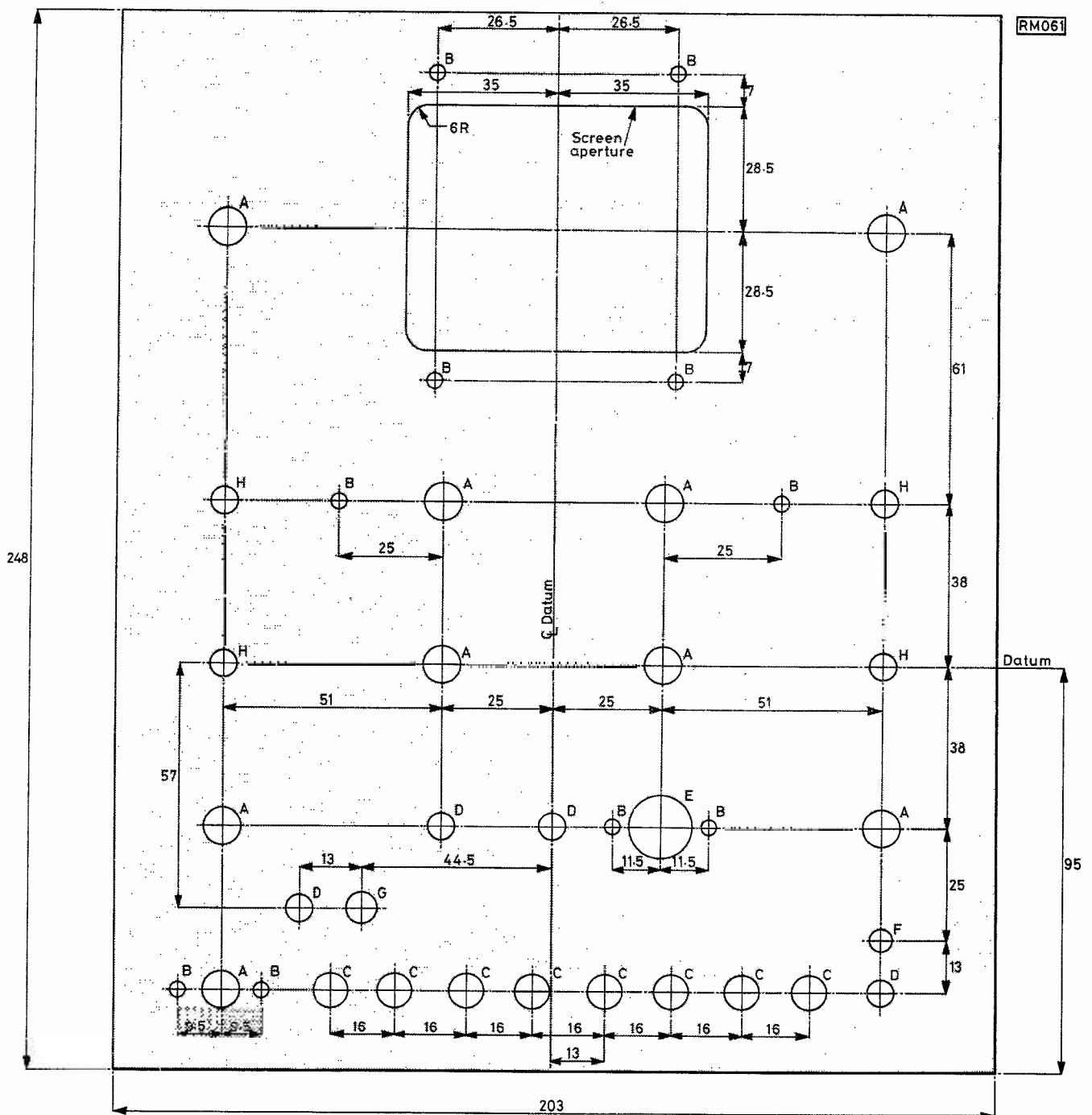
With this simple inexpensive screen there is only a very small amount of trace deflection due to the field of the specified mains transformer and it is only noticeable when displaying low frequency waveforms with frequencies which are a multiple of 50Hz.

The case details are shown in Figs 1 and 2. Enough details and dimensions are given to enable those who want to make their own casework.

Once all the mechanical work is complete, setting up and calibration can begin. Plug in and make sure the trace is horizontal, as described in Part 5. Next, adjust the balance control VR301 on the Y amplifier board.

This control compensates for the offsets in TR301, IC301 and circuit tolerances. It is adjusted so that there is no vertical movement of the trace as the "Variable" gain control VR302 is adjusted (Volts/Div Multiplier S301 in position 4). Now, C7-10 of the





**Fig. 1: Front panel drilling diagram. Hole sizes are: A 9.5mm, B 3mm, C 8.3mm, D 6mm, E 15mm, F 5mm, G 7.3mm, H 6.5mm. A transparent overlay is available from the PW Editorial Offices to fit this layout and includes an accurate photographically produced graticule. The overlay is designed to be used with the Sifam 15mm collet knobs specified in the collated parts list**

Volts/Div switch S3B (input attenuator) should be set up as follows.

Set S3 to position 2 and connect a squarewave generator, set to 10kHz, to the Y input SKT 1. Adjust C7 for a square leading edge to the waveform, without either a spike or a slow risetime. Adjust C8, 9 and 10 similarly increasing the amplitude of the input square-wave as necessary.

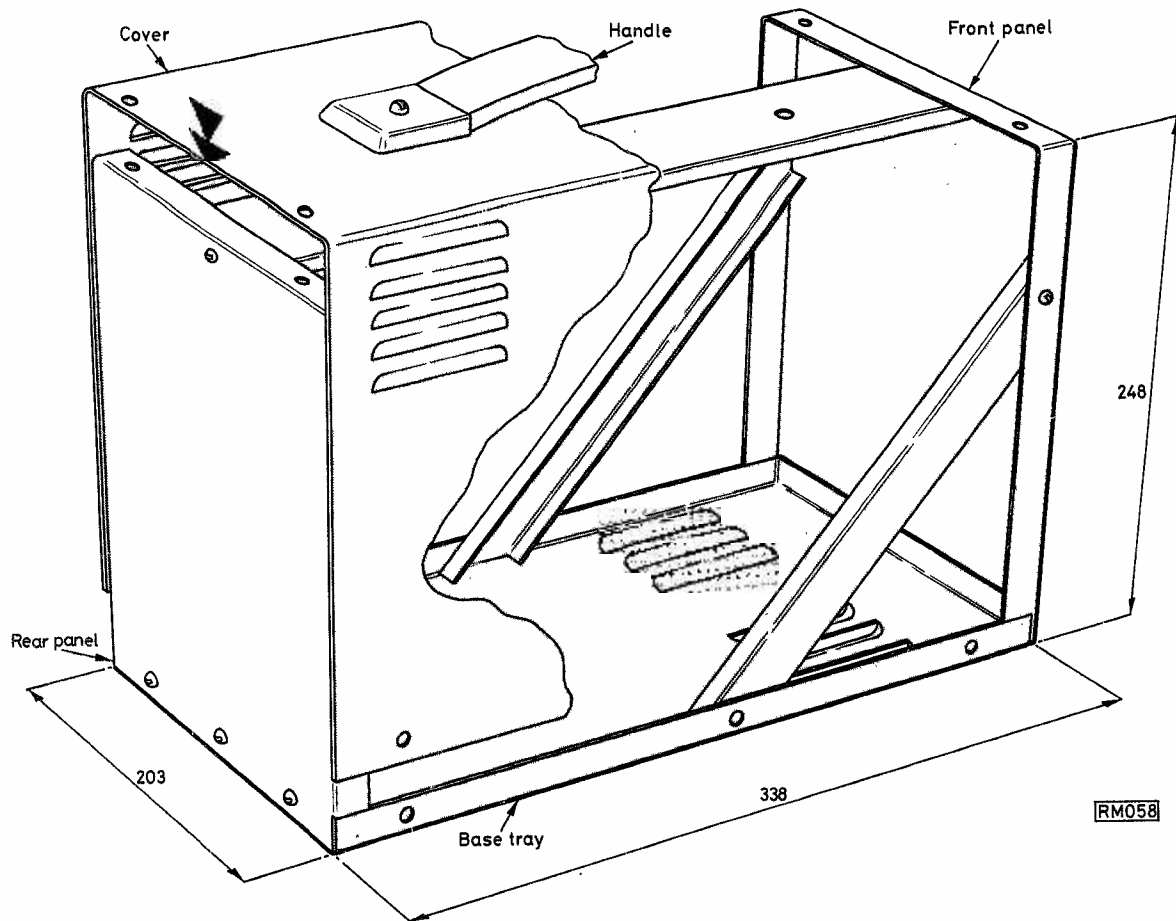
With a 5V-pk to pk squarewave it should prove possible to set up C10 if "Variable" gain control VR302 is set for maximum gain.

For now, C3 to 6 should be set to mid-travel; their setting up is carried out in conjunction with a 10 to 1

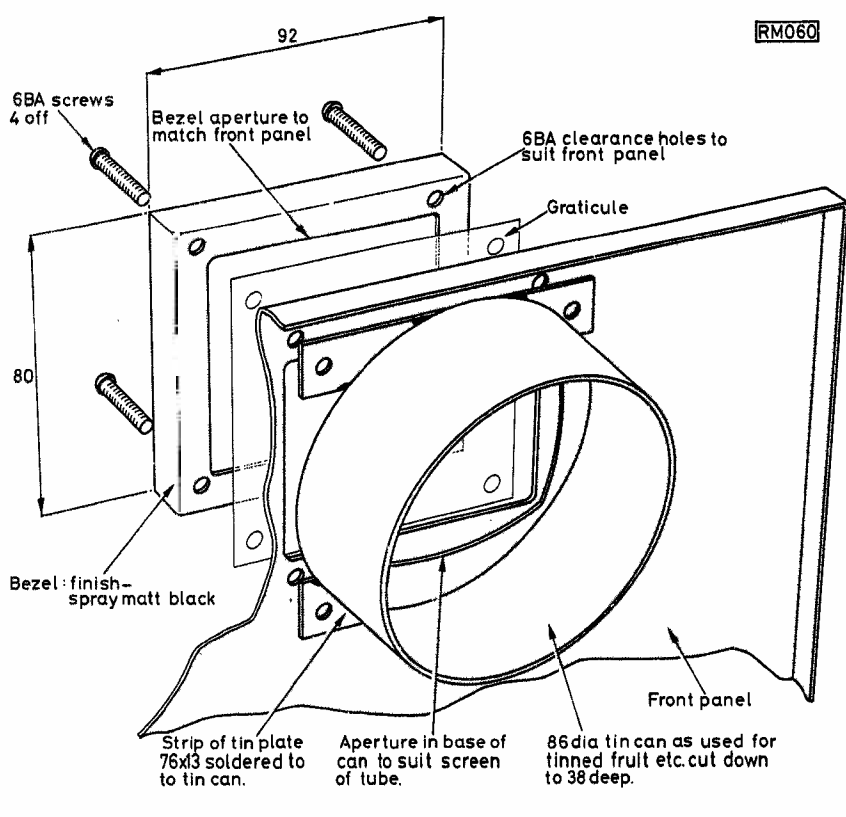
divider passive probe which will be described in a future article.

Next, apply a 10kHz sinewave to the input and set the controls for about 4 divisions of vertical deflection and about 5 complete cycles across the screen. Adjust VR201 (Astigmatism), and VR6 (Focus), alternately until the trace is finely focused both at the tips of the sinewave and on its flanks. As the oscilloscope supplies are fully stabilised, once VR201 has been set up it should not need adjusting again.

To set up the timebase, proceed as follows. Set S4 (Timebase), to position 4; VR3 (TB Variable), fully clockwise (Cal.) and S401 (TB Multiplier), to position



▲ Fig. 2: The basic case construction of the Purbeck. The production cases by Bazelli are made from steel sheet with the front panel markings silk screened



◀ Fig. 3: The method of fitting the c.r.t. to the front panel. The tube retaining ring is made from a suitable fruit tin cut down with two strips of tinplate soldered across as shown. The four 4BA screws pass through the bezel, graticule, front panel and the tube retainer with the nuts and washers behind the retainer strips

Fig. 4: The various mounting brackets and spacers used to hold the p.c.b.s to the case. Two brackets type (c) are required one on each of Board 3 and 4 to hold the controls. Board 1 mounts onto the case bottom and the transformer using brackets type (a) and (d). The two p.c.b. edge connectors are mounted using a pillar at the top and a type (b) bracket at the bottom ▶

1. Set RV407 (X Gain), fully anti-clockwise (Cal.), and adjust VR408 so that the trace length is exactly 10 divisions. Set timebase to position 2 and connect the Cal. Output (Socket 3) to Y Input (Socket 1). Set RV406 so that exactly five complete cycles of 50Hz Cal. squarewave appear on the screen. (The Cal. waveform is not exactly square, the top and bottom being slightly arched.) At position 2 of S401 set RV405 so that exactly  $2\frac{1}{2}$  cycles are displayed, 1 cycle at position 3 (RV404) and  $\frac{1}{2}$  of a cycle at position 4 (RV403).

Now connect the square wave generator to the Y input instead of the Cal. waveform. Set S401 to position 2 and adjust the frequency of the square wave to show exactly 10 cycles on the screen. Set S401 to position 5 and adjust RV402 to display exactly one cycle. If 1% capacitors have been used for C12-15, the other ranges will be correct, but 1% capacitors are both bulky and expensive. So alternatively, given enough to sort through, capacitors can be selected out from 5% or even 10% types.

In this case, having set up the 1 ms/Div. range (position 2 of S4) proceed as follows. With S401, (TB Multiplier), at position 4 ( $\times 1$ ) set the square wave generator to give ten complete cycles on the display. Now set S4 to position 3 and check that the display shows exactly one cycle. If the display shows part of a second cycle as well, C13 is too large and another capacitor should be tried. If slightly less than one cycle is displayed, a small capacitor can be fitted in parallel as required.

Having got the 100  $\mu$ s Div range correct, set the square wave generator to display ten cycles, switch S4 to position 4 and proceed as before.

In this way, all the timebase ranges can be set up, provided your squarewave generator goes up to 1MHz. If it only goes to 100kHz, the 100 ns Div range can be set thus: set S4 to position 5 (1  $\mu$ s/Div) and S401 to position 4 ( $\times 1$ ). Set the square wave frequency to display exactly one cycle. Now set S4 to position 6 (100 ns/Div) and S401 to position 1 ( $\times 10$ ), which gives the same timebase speed. Set C16 to display exactly one cycle.

The only remaining setting up is the adjustment of C309, which is set to provide the maximum bandwidth when the vertical deflection amplitude is one division.

The easiest method is to use a squarewave input and adjust for the fastest risetime which does not result in excessive overshoot—2 to 4% is normally regarded as acceptable.

However, the rise and fall times of the squarewave need to be substantially shorter than those of the oscilloscope and this is in itself a fairly tall order.

A suitable squarewave circuit is shown in Fig. 5 and this can be driven from a sine wave oscillator or signal generator at frequencies up to 10MHz, 1 V rms being a suitable drive level.

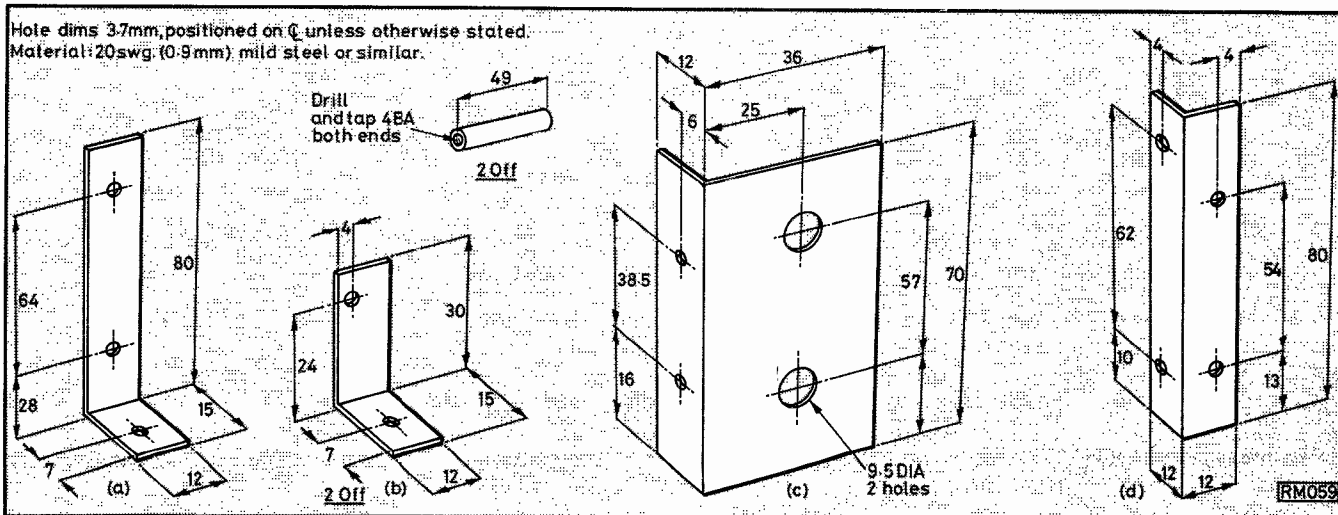
The output should be connected to the Y input of the oscilloscope by very short leads to avoid ringing. With a 3MHz squarewave applied, adjust C309 for fastest rise and fall times consistent with minimal overshoot.

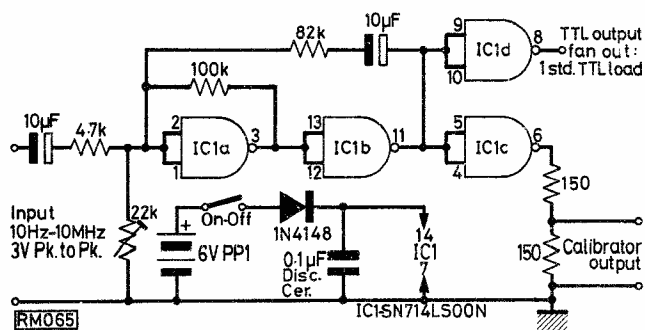
This completes the setting up and calibrating of the instrument, but there are still some facilities to test. The Cal. waveform at SKT 3 has already been mentioned and now we must check sockets 4-9. First, connect a 1kHz sinewave to 3V peak to peak to SKT 4 (X Input). Set S4 to position 1 (Ext. Input) and check that a horizontal trace is obtained. (VR4, X Shift may be used to centre it). If SKT 4 is also strapped to the Y input, a sloping trace should appear, but note that VR1 (Trig Level) should be turned to one or other end of its travel to prevent the timebase circuit firing. This will prevent Tr403 applying blanking pulses to the c.r.t. grid.

Alternatively the Int. Ext. Trig. switch S6 can be set to Ext. when using an external X input. The external trigger facility is in fact the next item to test. With

### WARNING

If you intend to use the Purbeck to service television sets it is imperative that you use a 1:1 mains isolating transformer to power the TV, you should not be tempted to remove the earth from the case of the Purbeck under any circumstances. To attempt to use any oscilloscope on a TV chassis, without an earth, could prove fatal as you could end up with the case of the scope being at mains potential.

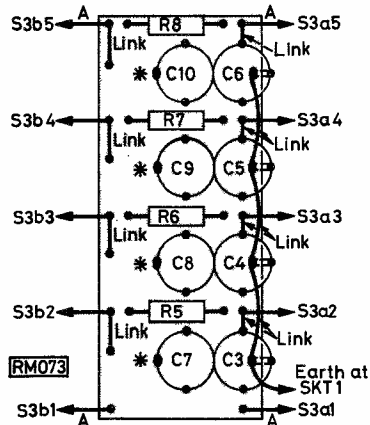





**Fig. 5: A suitable squarewave generator used to set up the scope**

S6 at Ext., connect a 1kHz sinewave of about 500 mV peak to peak to SKT 5, also to the Y input (SKT 1).

Check that the display triggers normally, but that it free-runs when the sine wave is connected only to the Y input. Check also that when SKT 6 is used instead of SKT 5, triggering is also correct provided 50V peak to peak is applied. Next connect the Y input to SKT, 7 the sweep output and with S6 at Ext. trigger, a sloping line should be seen on the screen. With the Y input connected to SKT 9, (Alternate Gate output), two horizontal traces appear, the distance be-



**Fig. 6: This photograph shows the mounting and layout of the input attenuator**

**Fig. 7: Veroboard layout of the input attenuator**

**Fig. 8: This drawing shows how the input attenuator is mounted onto S3**

tween them corresponding to about 3.7V as the output switches from "0" to "1" on alternate sweeps.

The Gate output at SKT 8 is more difficult to check, as it sits at logic 0 during the scan and at 1 only during flyback. However, by switching to the fastest time base speed, it should be possible to see, at the left hand end of the trace, the output falling to logic 0, accompanied by some ringing.

Apart from the adjustment of C3-6 in conjunction with a probe, mentioned earlier, the oscilloscope really is now complete as far as construction, setting up and calibration are concerned.

However, before screwing it all up tight, just place the cover in position without any fixing screws and give the instrument a 2 hour soak-test; it can conveniently be left displaying its own Cal waveform.

At the end of two hours, unplug from the mains, remove the cover and feel all the Stabiliser board heat sinks. They should not be too hot to touch comfortably.

If you are already used to using an oscilloscope, you will have observed that the performance of the one you now possess is very creditable by any standards. If not, you will find the PW Oscilloscope very easy to use, particularly on account of its stable triggering.

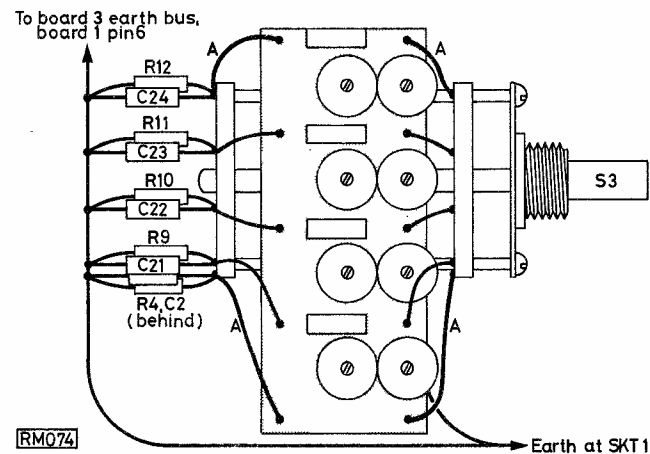
The trigger point can be set so precisely, right up to either tip of the waveform on either the positive or the negative going edge that, although line and frame sync. separator circuits are not built in, in should be simple to trigger from the line sync. pulses in a composite video waveform.

A point worth noting is that with any oscilloscope, there will be certain Y input signal frequencies for which the trigger gate opens just at the same time as the next trigger pulse arrives. The timebase may then fire on that pulse or on the next, possibly resulting in slight jitter of the trace.

If this should be experienced, it is easily prevented by slightly adjusting VR3, TB Speed Variable.

Another point worth noting is the purpose of S2, Beam Finder. When looking for very small a.c. signals riding on a much larger d.c. voltage, e.g. ripple

**WARNING**  
Extra care must be taken when working on any part of this instrument while power is switched on. 1100 volts can kill. When delving into the insides of the scope for any reason with power on keep one hand in your pocket.



on a power supply output, it is necessary to use a.c. coupling and a sensitive setting of the Input Range switch. This results in the trace being driven off screen by the large d.c. input and owing to the 0.1 second time constant of the a.c. coupling, many seconds can elapse before the trace reappears.

In these circumstances, pushing the press-button S2 will momentarily ground the "downstream" side of C1, causing it to charge rapidly and restoring the trace to mid-screen.

These and other aspects of driving an oscilloscope are best appreciated by actually using the instrument. Once you are used to using your own 'scope you will wonder how anybody ever manages without one.

Trying to track down a malfunction in even the simplest circuit can be disheartening and downright impossible without a 'scope—it is like fumbling in the dark.

In particular, circuits can suffer from parasitic oscillations, after all even the general purpose BC 107/108/109 family of transistors universally used in a.f. circuits have an  $f_T$  of 300 MHz. It only needs an unfortunate wiring run of several inches to turn an a.f. amplifier into an r.f. oscillator! The stage may still work as an a.f. amplifier, but with increased distortion. It is with problems like these, which cannot be diagnosed with an AVO, that an oscilloscope comes into its own.

Several readers have enquired about the possibilities of using alternative tubes for Purbeck. We cannot advise anyone as to the suitability of components other than those specified. Not only will the mechanical construction need alteration, but revised amplifiers and e.h.t. supplies will also be required.

This concludes the series on constructing the PW Purbeck oscilloscope. However it is intended to produce several accessories for use with this instrument and these will appear in future issues.

It is also hoped to publish an article in the next few months which will be based on readers' experiences in building the scope and also articles on using it.

As a final note, please take notice of the various warnings published with the series, they will save you a lot of heartache, money and possibly your life.


## Corrections

The X and Y plate connections to the c.r.t. are as follows: X1 pin 10, X2 pin 11, Y1 pin 8, Y2 pin 7.

In Part 5 (August) Fig. 1 IC404 pins 12 and 13 should be interchanged. The wiring diagram Fig. 4 is correct.

The stabilised +150V supply should not be run off-load as R203 will overheat. Changing R203 to a 4W wire-wound type of the same value (10k $\Omega$ ) will prevent possible failure if the supply is unloaded for any reason.

The transparent front panel overlay is available from the PW Editorial Offices, Westover House, West Quay Road, Poole, Dorset. Price £2.25 including p&p.



**BINDERS FOR PW**

Keep your copies together  
Keep them clean  
with the  
PW Easi-Binder

*The Easi-Binder is attractively bound with the title blocked in gold on the spine with the current (or last) volume number and year. For any previous volume numbers please advise year and volume and a separate set of gold transfer figures will be supplied.*

£2.85 inclusive of VAT and post and packaging from: Post Sales Department, IPC Magazines Ltd., Lavington House, 25 Lavington Street, London, SE1 0PF.  
(Overseas orders please add 60p).

## PRINTED CIRCUIT BOARDS SERVICE FOR PW PROJECTS

It has now been decided, commencing with our issue dated September 1978, to enlarge the facilities for the supply of p.c.b.s to readers by authorising additional suppliers. It is hoped that readers may benefit from being able to purchase boards as part of component kits, thereby reducing the number of separate orders for a project.

For some time, most p.c.b.s published in *Practical Wireless* have been available exclusively from Reader's PCB Services Ltd., P.O. Box 11, Worksop, Notts, who will continue to be a supplier and to whom we would wish to say thank you for helping us to get the service started.

**Applications for permission to reproduce boards for resale must be made to the editor in writing.**

## AM RECEIVERS— DEVICES & CIRCUITS

Due to pressure on space, Part 2 of this series has been held over until our next issue.

# Modernising A VALVED RECEIVER



R. BRETT KNOWLES

It sometimes happens that an existing valved receiver has reached the end of its useful life, but it is desired to update its performance without changing the external appearance. Perhaps it may be a radiogram which is a cherished piece of furniture, or, as considered here, a specialised receiver for which it is difficult to find a replacement.

The London Sailing Project had an old valved receiver which covered the long, medium and trawler (1.6 to 3MHz) bands, operating from the boat's 24 volt d.c. supply by means of a rotary converter. It was decided that the set should be modernised during the winter refit and I undertook to do it. It is hoped that some of the techniques may benefit others.

The original circuit was quite conventional, KTW61 r.f. stage, X65 mixer, two KTW61 i.f. amplifiers, DH63 detector and a.f., 6V6 output and 12AT7 b.f.o., the latter being a plug-in unit with an octal socket in the set to accommodate it. There did not seem any point in disturbing the coil pack and tuning arrangements, which would be necessary if bipolar transistors were to be used, so f.e.t.s were considered. The dual-gate m.o.s.f.e.t. is so very similar to a valve in its peripheral requirements that it looked like the obvious choice, and the first step was to replace the r.f. valve by an RCA 40673, retaining for the moment all the original beyond the r.f. stage. This was not an unqualified success, the stage was unstable on the long wave band; damping the coil concerned cured it, not elegant but a quick solution. Another 40673 was used to replace the hexode part of the mixer, and a 2N3819 replaced the triode oscillator. Fig. 1 shows the circuit, whose only real difference from the original was the change from 250 volts h.t. to 20, even the a.g.c. was compatible, though it was finally removed. The mixer caused no problems and so the next step was to rebuild the i.f. and a.f. stages completely, on printed circuit boards.

## The IF and AF Stages

Starting from scratch, or almost so gives a wide choice of possible configurations. The first i.f. transformer was left (Fig. 2) and naturally was designed for high impedance, calling for the f.e.t. again, but only 2N3819 were available, all the dual-gate ones available being used up. Some Transfilters were also on hand and I wanted to use them since they need no tuning and do not drift. By using top-end capacitive coupling I found I could get text-book type coupled circuit response with two of them, but the 2N3819 has too much feedback capacity to allow driving the Transfilter directly, so the cascode was tried, using a BF195 as the upper element. Some a.g.c. was applied by using a common emitter BC107 as

the bias element, normally in saturation. When gain is to be reduced, the BC107 is taken out of saturation, which increases the bias on the 2N3819 and applies current feedback at the same time. This allows a wide dynamic range, and the feedback reduces the likelihood of intermodulation as the gain is reduced.

The Transfilters are followed by the conventional bipolar stages with single tuned coupling, to remove the spurious responses. Only the first stage has reverse a.g.c. applied, the last i.f. stage is without a.g.c. since it has to feed the detector with a constant level signal regardless of the overall gain of the system. The two tuned circuits have a high unloaded  $Q$ , but operate at a  $Q$  of the order of 50, and are stagger-tuned to give a flat overall bandpass of  $\pm 3\text{kHz}$  with steep sides.

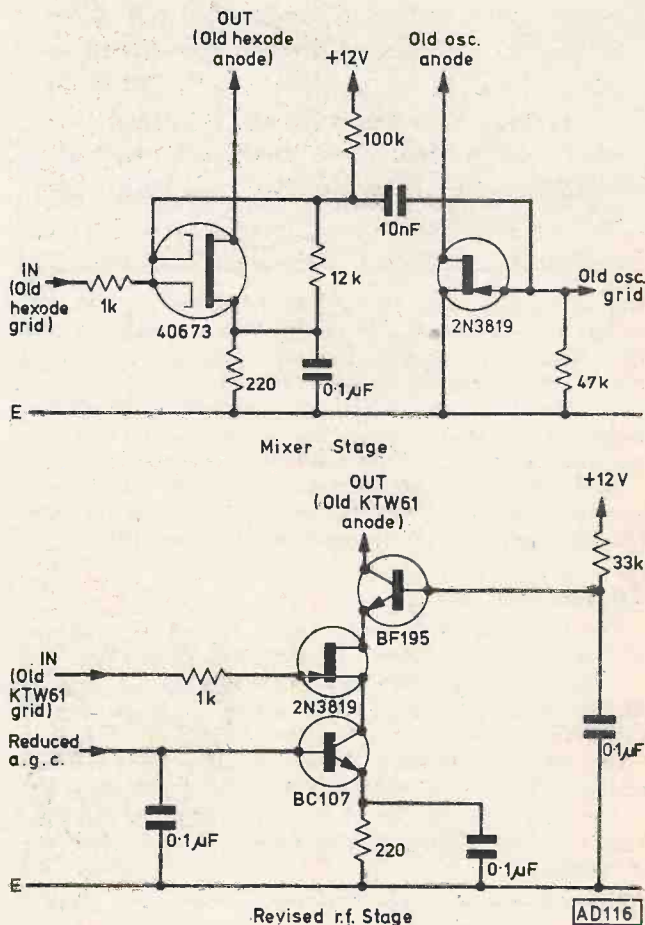


Fig. 1: The mixer stage and the final version of the r.f. stage, using a cascode amplifier

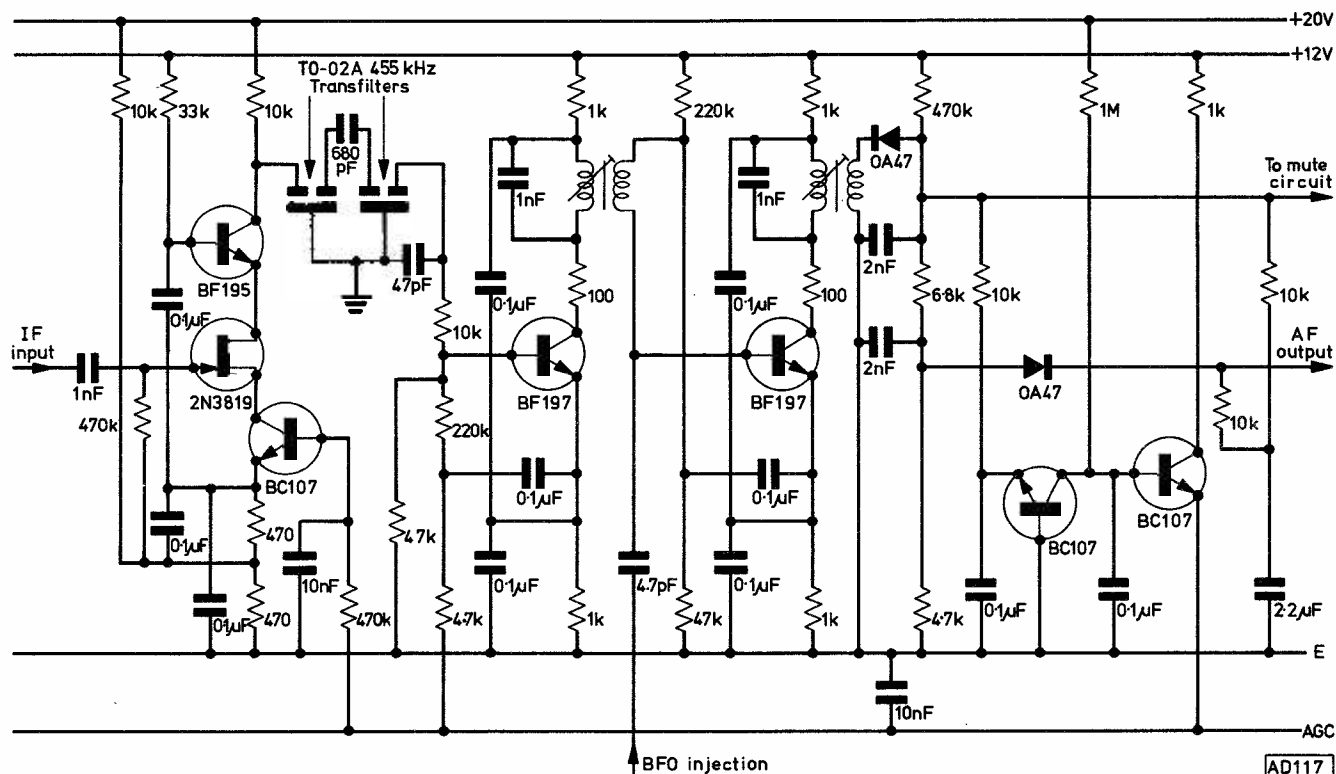


Fig. 2: The i.f. and a.f. amplifier stages

A transistor detector was tried, but the overload performance was not satisfactory, and a simple biased germanium diode with series noise limiter proved the best. Reverse a.g.c. is derived from the diode, amplified by a common base BC107 and emitter follower.

The b.f.o. injection takes place at the base of the last i.f. transistor, at a level below the a.g.c. threshold. The b.f.o. uses another Transfilter and BF195, built into an old octal valve base, and plugged into the original socket.

The a.f. output stage uses a complementary pair of germanium transistors in a conventional circuit. Volume control is by a series resistor at the input to the a.f. amplifier; this prevents reduction to zero volume, a feature required by the users of this receiver.

## Muting

The set is used to keep watch on either 2182kHz (calling and distress) or one of the inter-ship channels, for long periods, and it is distracting to have to listen to noise. The co-fitted v.h.f. equipment has muting which cuts off the loudspeaker unless a signal sufficiently far above noise is coming in, and a similar facility was wanted on the m.f. receiver. On v.h.f. f.m., muting presents little problem owing to the reduction in supersonic noise when a signal is being received, but a.m. does not possess this property, and also the noise is due to unwanted external signals rather than thermal noise. The set is designed to receive a.m., not s.s.b., and there is one effect that can be exploited.

The bandwidth of the receiver is 6kHz overall, and in the absence of a carrier, post-detector noise will occupy all this. When a carrier is tuned in to the

centre of the pass-band, the noise will increase (assuming no a.g.c. action yet) but it will be due to the carrier beating with 3kHz components and so be only 3kHz wide. This is the phenomenon which allows an operator to tune his set on a carrier only, by the sound of the noise.

The muting switch (Fig. 3) receives four inputs, a.g.c. voltage, detector voltage, rectified 5kHz noise and bistable voltage. The first two act to unmute the receiver, both before and after the a.g.c. threshold is reached, the third mutes the receiver when present, and the last provides a degree of backlash so that the receiver does not pop in and out as the muting threshold is reached. The fraction of a.g.c. voltage fed in determines the threshold. On trial the circuit reliably unmutes to a signal which is too noisy to read at the low threshold end of its range, so there is no possibility of missing a weak signal unintentionally, though of course it can be set to unmute at any wanted level above this.

## Power Stabiliser

The boat's supply comes from twelve lead-acid cells, which are charged either from an alternator on the main engine, or by an auxiliary petrol electric set. The input voltage can vary between 22 and 30 according to whether the battery is exhausted or on charge. Since the total consumption of the modified receiver is so low, it is a practical possibility to stabilise the entire supply to it, with the exception of the dial lights (whose consumption exceeds the quiescent current of the remainder).

Two stabilised voltages are required, 20 and 12, and operation down to 22 volts is expected, which allows little to be wasted in the higher voltage stabiliser. An unusual configuration is adopted to

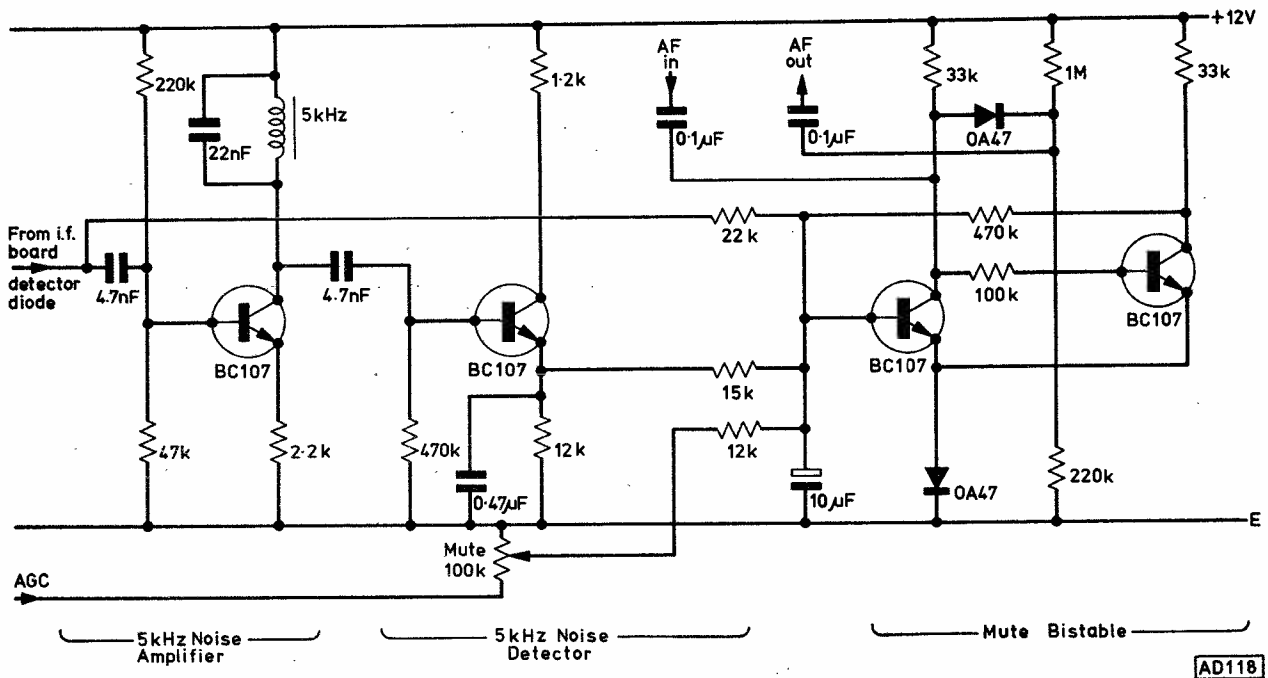


Fig. 3: Circuit diagram of the muting switch

permit this, and also to reduce the ripple caused by charging from an alternator.

The series pass transistor is operated in the common emitter mode rather than the more usual emitter follower, and the reference voltage is derived from the stabilised output instead of the raw input. The dilemma of not starting until there is a reference, and not having a reference until the stabiliser has started is solved by feeding the pass transistor base from the negative line through an f.e.t. and a *pnp* emitter follower.

A junction f.e.t. is, by definition, operating in the depletion mode and needs bias to turn it off; which bias is developed only when the fraction of the output at the base of Tr4 exceeds the reference voltage. Starting current reaches the base of Tr1 from the negative line through the 330 ohm resistor and Tr2 which is itself biased on by the current through the

lower 47kΩ resistor and Tr3. Since Tr4 is not yet on there will be no current through the upper 47kΩ resistor and Tr3 will have its gate and source at the same potential. Under these conditions Tr3 conducts, although there is not yet any output voltage. However, since Tr1 is on, output voltage will be rapidly built up, until Tr4 is biased on, when negative bias will be applied between Tr3 gate and source, reducing the current through it and ultimately Tr1, until equilibrium is reached.

The 330 ohm resistor is there to limit the current through Tr2 if the output is prevented from reaching the demanded level, say by excessive load current. If it were not there, under these conditions a forward biased diode (Tr1 base-emitter diode) and a saturated transistor would be in series across the input, and this combination will pass a large indeterminate current. This resistor gives current limiting, at a

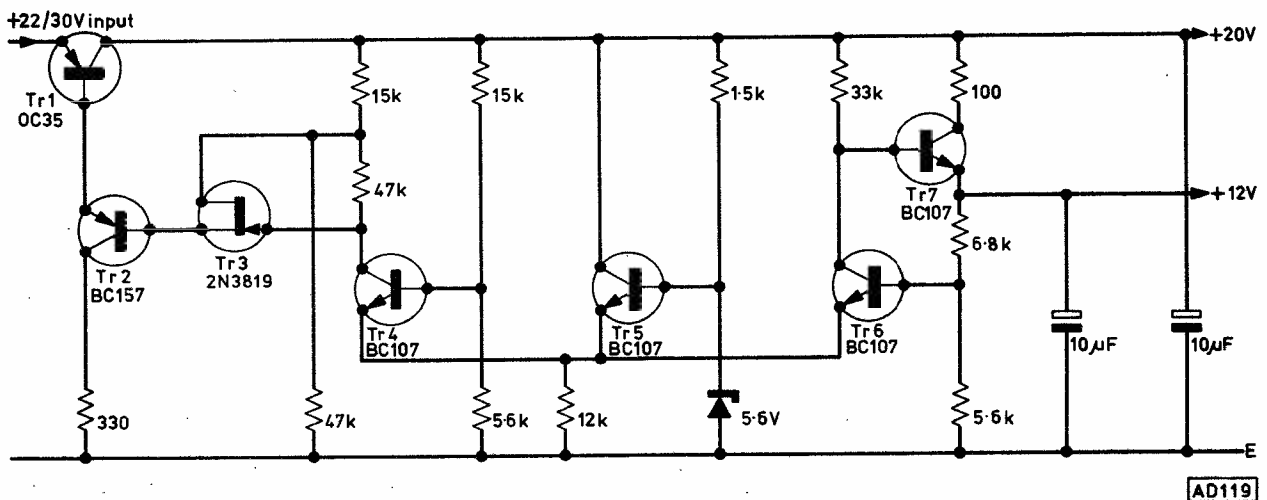



Fig. 4: The dual stabilised power supply

Continued on page 64



## P.W. WIMBOURNE

Reed Hampton Ltd. is pleased to offer the complete kit of parts for the P.W. Wimbourne Music Centre. These parts have been broken down into groups so as to build this exciting project in easy stages.



### BASIC STARTER KIT

- PW 1** Anodised aluminium front extrusion, ready cut and drilled and printed—£2.95.
- PW 2** Rear control mounting extrusion for tuning drive, pots, and 7 way switch—£1.25.
- PW 3** Template for cabinet construction—send 50p & SAE.
- PW 4** Vacuum formed top moulding cut for BSR deck and cassette mechanism—£1.95.
- PW 5** Complete set of sockets consists of 2 × DIN LS, 1 five pin, 1 AM aerial, 1 coaxial 75 ohm, 2 × 3.5 mm jack sockets, 6 pole stereo headphone socket and mounting bracket—£1.25.
- PW 6** Tuning drive system consists of 1 pointer, drive drum, drive cord, shaft spindles, pulleys plus calibrated MW LW FM tuning scale—£1.45.
- PW 7** Complete set of 5 knobs and 7 push buttons—£1.25.

Prices are inclusive of VAT add 30p postage and packing per item or total postage and packing £1 for more than one item. For complete starter kit total price only £10.95 postage *included*.

Send S.A.E. & 15p for complete details.

# REED HAMPTON LTD.

19 CHURCH LANE, WALLINGTON, SURREY

Tel: (01) 647 0851

## GIVE AWAY PRICES

### MANUFACTURERS SURPLUS EQUIPMENT

#### STEREO POWER AMPLIFIER

25 Watts RMS per channel

£7.50

- ★ Class AB Operation
- ★ 16 Transistor Circuit
- ★ Unstabilised supply required
- ★ Tip 34A + Tip 33A Output
- ★ Supply Voltage 50V DC nominal
- ★ 30 Hz-18KHz @ -1dB
- ★ Output 8 ohm
- ★ Input 50 Kohm




This power amplifier which features an advanced designed design with complementary pair of transistors in class AB push pull. Will comfortably deliver 25 watts per channel. And comes complete with heat sink.

#### H-Fi Preamplifier

The PR 020 is a low noise pre-amplifier with full bass and treble cut and boost. It has four rotary controls and four specially selected transistors. It is designed to match most high quality power amplifiers.

£5.99



#### RF BOARD AM/FM/MULTIPLEX

3 × ICs 3089E MC 1310 3123  
3 ceramic filters,  
meter drive

FET FRONT 3 stage FM  
tuning

2 Stage AM/MW - LW

LOW PASS AUDIO FILTER -  
BUILT IN STABILISER

Complete with 4 way switch & ferrite rod assembly

£9.99



#### VTO1


815 -150MHz  
Varicap Front End  
10.7 MHz IF output  
Tuneable 2 × Mosfet

1 bipolar. Excellent strong  
signal handling.

PF and Image Rejection.

Pluggable connections.

£9.99




CASH WITH ORDER

## ELECTRONIC SURPLUS EQUIPMENT

1 RAILWAY HOUSE, HARDHAM CROSSING, PULBOROUGH, SUSSEX.

£1.00 Postage and packing. Order in excess of £20.00 total packing free.



Whether it was the counter-attraction of Derby Day or the World Cup which caused the poor attendance at the recent seminar "Considerations for High Fidelity Reproduction" organised by the Society of Electronic and Radio Technicians, is debatable. What is certain is that those who did go along enjoyed a very informative and entertaining time. In fact, several said they could happily have spent the whole day listening to any one of the speakers.

James Moir, in his paper "Loudspeakers" considered that the best of today's designs are sufficiently good to make it very difficult to improve on them, though opinions differ on the most desirable sound distribution pattern. He outlined some of the problems experienced in testing loudspeakers, for instance in differentiating between inter-modulation and distortion due to Doppler effect.

Some of the relative merits of valves and transistors when used in audio amplifiers were explored by John Linsley-Hood. He commented upon the apparent preference of listeners for reproduced sound including a controlled amount of distortion, and the fact that this was more easily obtained from valved amplifiers, or from those using the "power MOSFET" devices. Considerable work remained to be done on improving feedback stability margins, as a means of enhancing an amplifier's transient performance.

John Borwick reviewed the various problems involved in obtaining faithful reproduction from the gramophone record, still the most popular medium for home enjoyment of recorded music.

In a paper on Tuners by Angus McKenzie, lavishly illustrated by tape recordings of tests on a number of commercial designs, various shortcomings in performance were explored in depth. Little comfort could be drawn from the fact that the only model which seemed capable of what could be termed good all-round performance was one currently retailing at around £600!

The final paper, on the Technology of Magnetic Tape, by Basil Lane, left us in little doubt that the tape recording field is in a mess, with the proliferation of tape types generally resulting in poorer performance (because of incompatibility between tape and machine) instead of the improvement claimed by manufacturers.

GCA

## MODERNISING A VALVED RECEIVER

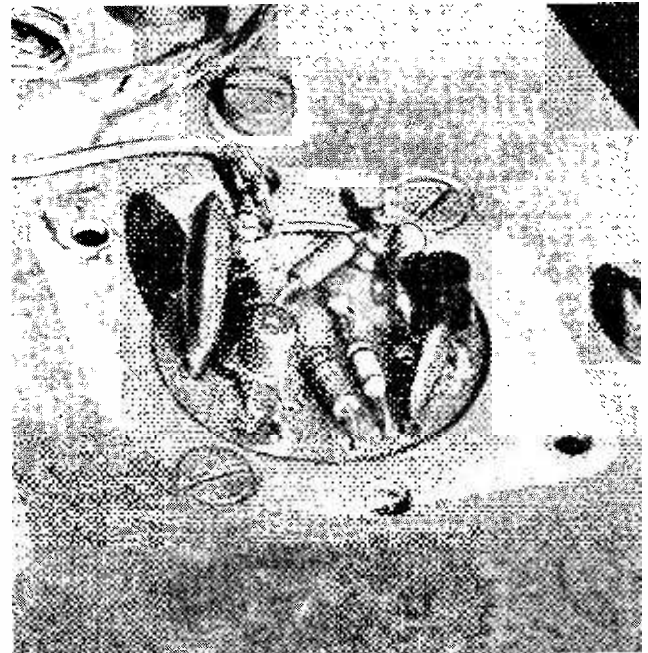
*continued from page 62*

value set by the  $h_{FE}$  of Tr1; a better limiter would be an emitter resistor for Tr1 and a base bypass diode in the conventional circuit. This was not used because it would need a higher differential between input and output voltages than permissible.

The 12 volt stabiliser uses a difference amplifier (Tr5, Tr6) and emitter follower (Tr7), with resistive current limiting, to prevent loss of transistors due to accidental short circuits.

### Trial

At this point the set was tried in harbour and showed two faults; insufficient a.g.c. range to cope with transmissions from an adjacent ship, and near instability of the r.f. stage. The dual-gate transistor was at the bottom of both these troubles and it was replaced by the same cascode that was used in the



**The replacement circuitry was assembled on small p.c.b.s, each fitted in place of one of the removed valve-holders**

Transfilter i.f. stage, but with reduced a.g.c. voltage applied to make the r.f. stage the last to lose its gain as the signal increased. This circuit is shown in Fig. 1 in place of the dual gate. The early experiments were done with the components soldered to the pins of the octal valveholders, but p.c.b.s were later fitted as shown in the photograph.

Now the stage became completely stable without the damping resistors, the dynamic range allowed communication with adjacent ships and so modernisation ended with the set being used on the first trip of the following season. ●

*Practical Wireless, September 1978*

## Silent microphone

Tape recorder buffs are doubtless aware of the problems of noise when a microphone is built in to the recorder itself. This popular trend commonly employs electret microphones and the real problem is the noise generated by the recorder itself things like motor noise and vibrations.

A Japanese company believes it has the answer and is to use a new type of noise-cancelling microphone in its new models, probably starting in the Autumn of this year. Once in-house demands have been met, the microphones will probably be made available to other users.

Many cassette recorders use electret microphones whose diaphragms are some 20–25µm thick and because of this thickness noise, particularly low frequency noise, can be a great problem. Like most problems, the solution has been a compromise often achieved by keeping the amplifier turned down i.e. less sensitive and therefore not so prone to pick up the noise. However, a certain lower sensitivity limit is reached before the practical performance of the unit is degraded. This also has the effect of making the tape noisy on playback.

Using the new noise-cancelling microphone, the Japanese engineers (usually scrupulously accurate in recording details—especially technical ones!) claim that below 500Hz their new microphone has a noise reduction of at least 30dB better than the electret. The secret is the use of a new material which is extremely thin. Two 'pieces' of this are set either side of the microphone. When the low frequency noise enters the microphone housing it hits both very thin diaphragms and induces in them two equal but opposite voltages—and these, of course, cancel. The construction of the complete microphone unit (I dare not start to explain the theory and thinking behind the acoustic design) is such that the low-frequency response is extremely good. A key factor here is the capacitance of the microphone which is some sixty times larger than that of the electret. Sounds a good product.

## Magnetic Liquidity

Careful, your loudspeaker's leaking. Not true at the moment but it could be so if the new units from Germany are any indication. The range includes both tweeters and woofers and all stations to Acton etc. The secret is a thing called "Magnetofluid". It is claimed that the magnetic conductivity of the space in which a loudspeaker coil vibrates can be increased by 100-times if one uses this magic jollop. The fluid itself consists of a liquid which has iron oxide particles suspended in it. Higher notes have a greater brilliance than with "ordinary" conventional speakers, according to reports. Ideal for listening to Handel's water music, no doubt.

## Power station

Now that lamp dimmers have become everyday items with circuitry appearing regularly in the pages of constructional journals, it's refreshing to know that the manufacturers of things like triacs are not just standing still. The latest device of this type to hit the market should cater for almost anything. It's a silicon-controlled rectifier (s.c.r.) which can handle 3MW (three million watts); up to 2,400V at up to 2,500 amps. A right little glow worm dimmer! I was amused to read the line at the very end of the literature describing this device which gave the price per unit "...in lots of ten". Housed in a hermetically-sealed garage, no doubt.

## Super 555

For the power misers among us, keep an eye open for a new i.c. from Exar. It's named the XR-L555 and it is pin-compatible with the popular 555 timer i.c. The difference is that the new i.c. draws only one fifteenth of the power of the older chips. Another useful fact is its ability to keep timing accuracy even when the voltage applied is reduced to a mean 2.7V.

## Talking chips

Using electronics to synthesise or generate plain language is something being played with in almost every corner of the world. Simple systems have started to appear but the newest one is quite something—it's a simple p.c.b. with a couple of innocent-looking i.c.s and about half-a-dozen discrete components.

The startling thing about it is that it has a 24-word vocabulary; in four languages—Arabic, English, French and German. The little module requires only two supplies (–5V and –15V), audio filter, amplifier and loudspeaker to make it operate. And the price is only around 150 American dollars.

I can visualise the harrowing scene in years to come of all these sophisticated computers, programmed for every language in the world, having a late evening chat—as they idly roast another human for supper

## Shrinking trimmers

I was interested to see the launch recently of a thing called a "Multi-function Trimmer". This is a 16-pin dual in-line i.c.-size package which houses four separate and fully adjustable potentiometers. Adjustment of exact ohmic values is done using a small-bladed screwdriver and the four adjusting slots are easily accessible from the top of the d.i.l. package.

It occurs to me that this would probably be the ideal way for electronic musical instrument enthusiasts (organs come to mind immediately) to adjust the pitch of individual notes. Four of these modules could cover the 13 notes of the scale leaving the remaining three pots for other adjustments. They could also be useful in RC circuits for things like frequency response, or timing circuits, and would take up very little space indeed. Not available on the Amateur market at the time of writing.

*Ginsberg*



## AMATEUR BANDS

by Eric Dowdeswell G4AR

As the time for the 1979 World Administrative Radio Conference in Geneva approaches there is bound to be an increasing amount of rumour and speculation on the likely outcome of the conference as far as the amateurs are concerned.

Already I have had letters on the matter, mostly quoting second or third-hand information heard on the bands, but which, if repeated often enough, starts to become "authoritative". As with previous conferences of this nature the only sensible approach is to ignore all stories and rumours.

Most national telecommunication authorities will be submitting their own proposals to the conference and some of these may not favour amateur radio. Some will ask for additional bands and facilities on the principle that there is no harm in asking. It is important to remember that the amateur bands are only one comparatively small part of the frequency spectrum to be considered by the conference.

As long ago as October 1976 the International Amateur Radio Union (formed of virtually every national amateur radio society in the world) circulated agreed proposals for the conference to every member society. As these proposals included additional allocations at 10.1, 18.1 and 24MHz, plus another from 160 to 200kHz in Regions 2 and 3, these may well have been the reason for the speculation encountered on the air.

Let us leave it to our own RSGB to keep us in touch with events and subsequent decisions, mainly through GB2RS and *Radio Communication*.

### Newcomers to the Column

Regular reader **John Williams** of Braintree, Essex has at last made himself known to us. He took the RAE in May and is all atremble waiting for postman with that lovely bit of paper that says "pass"! He intends to go ahead with the code test for his G4 ticket after a period with his G8. For the time being he is the lucky owner of a 75A1 receiver, with a short wire aerial.

**Frank Shaw** is near Penrith in Cumbria and has been a PW fan for 30 years but has only now got around to joining the RSGB, as BRS38645, and to start listening on the amateur bands. A war-time op, Frank is not too impressed with the code of some of the lads, mainly due, in my humble opinion, to the lack of courtesy of some ops of not adjusting their sending speed to suit the other fellow, always a mark of a good op. Frank has completed a Heathkit SB303 and has a number of half-wave aerials for different bands. He expects to take the RAE next December so here's wishing you well OM.

From Godalming, Surrey, **David Parker** blames the column for setting him on the slippery slope to amateur radio but at the moment "A" level exams are taking up the time. Receiver is an HQ120X with a homebrew a.t.u. and 40ft of wire. David is another hoping to get a ticket following the next RAE, with enthusiasm whetted by joining his local club.

### Round the Bands

**John Whiting** (Fareham, Hants) mentions a good find, VR6TC on Pitcairn, on 20m s.s.b., one country I sought for many years but never worked. **J. Hodgson** (Morpeth, Northumberland) must have been pleased with JT1AN, also 20m s.s.b., while KZ5DK on the same band is a country not heard all that often. Likewise KG4FW in Guantanamo Bay on 15m s.s.b. In Herne Bay, Kent, **D. Waddell** is one of the few readers reporting c.w. loggings these days. For his pains he found goodie JT1KAA in Mongolia, KM6BI on Midway Is. and ZK2AV in Nuie Is. in the Pacific, all on 15m. A knowledge of the code gives any op a decided advantage over the s.s.b.-only types so get down to it and let us have some c.w. logs for a change! Anyone can copy s.s.b.!

Ten metres claimed the attention of **Brian Harrison** in Hastings, Sussex, where he logged J3AAG in Grenada, KV4KV in the Virgin Is. and 7Q7LW in Malawi, all with his AR88 and long wire. **Martin Leizers** of Newport is mothballing his DX160 and 250ft wire for a while, concentrating on his exams. In a last fling he copied CX3TU, HI5MAG, and ZP5EF on 40m s.s.b., J3AH Grenada, KM6FC plus WD9FCC/VQ9 on Chagos Is. on 20m. Nepal in the shape of 9N1MM was collected on the 10m band.

A 2m converter has been added to the FRG-7 of **J. Goodier** who operates in Marple, near Stockport so hopefully some 2m logs will follow soon. In the meantime his s.s.b. log shows J3AH and the elusive VR6TC on Pitcairn. **Dick Smith** found A5JO, ostensibly from Bhutan, from his shack in Porthcawl, Mid-Glam., which is indeed a rare one for the records.

# U.K. RETURN OF POST MAIL-ORDER SERVICE ALSO WORLD WIDE EXPORT SERVICE

## R.C.S. 100 watt MIXER/AMPLIFIER ALL VALVE



Four inputs. Four way mixing, master volume, treble and bass controls. Suits all speakers. This professional quality amplifier chassis is suitable for all groups, disco, P.A., where high quality power is required. 5 speaker outputs. A/C mains operated. Slave output. Produced by demand for a quality valve amplifier. Send for details.

Chassis only £94 carr. 25

## R.C.S. MINI MODULE KIT

15"x8"x14" 3-way Loudspeaker System EMI, Bass, Middle & Tweeter Units with 3-way Crossover & Ready Cut Baffle. Full assembly instructions supplied. Response=60 to 20000 C.P.S. 12 watt RMS. 8 ohm. £10.95 per kit. Two kits £20. Postage 75p.

## TEAK VENEER HI-FI SPEAKER CABINETS

MODEL "A". 20 x 13 x 12in. For 12in. dia. of 10in speaker. Post £1-60 Illustrated.

MODEL "B" BOOKSHELF For 13 x 8in. speaker £8-50 Post or Mini Module Kit £1

MODEL "C" BOOKSHELF For 8 1/2in and tweeter. £5-95 post 75p

LOUDSPEAKER CABINET WADDING 18in. wide, 20p ft.

## GOODMANS CONE TWEETER

3 1/2in. diam. 18,000 O.P.S. 25 WATTS 8 Ω £3-25  
10in. 30 watt GOODMANS woofer 4 ohm £10-95.  
ELAC TWEETER 4 ohm 20 watt £2-50

BARGAIN 4 CHANNEL TRANSISTOR MIXER. Add musical highlights and sound effects to recordings. Will mix Microphone, records, tape and tuner with separate controls into single output. 9 volt battery operated. £6-75

TWO CHANNEL STEREO VERSION OF ABOVE £8-50

## LOUDSPEAKER BARGAINS

3 ohm. 7 x 4in. £1-50. 8 x 5in. £1-90. 6 1/2in. £1-80. 8in. £2-15. 15 ohm 7 x 4in. £1-50. 8 x 4in. £1-50. 5in. £1-50. 5 x 3in. £1-50.

## THE "INSTANT" BULK TAPE ERASER & HEAD DEMAGNETISER

Suitable for cassettes, and all sizes of tape reels. A.C. mains 200/240V. Leaflet S.A.E. £4-95 Post 50p

## A.C. ELECTRIC MOTORS

2 Pole, 240V. 2 Amp. Spindle - 1.43 x 0.212in. £1-75.  
2 Pole, 240V. 15 Amp. Double Spindle - 1.75 x 0.16in. Each £1-50. 2 Pole, 120V. 5 Amp. Spindle - 0.75 x 0.2in. Two in series - 240V. 75p each. Brush Motor. From a Food Mixer 240V. 3 Amp. High Speed and Powerful. Spindle - 0.5 x 0.25in. £2-95 each.

BLANK ALUMINIUM CHASSIS, 18 s.w.s. 2 1/2in. sides, 6 x 4in. 95p; 8 x 6in. £1-40; 10 x 7in. £1-55; 14 x 8in. £1-90; 16 x 6in. £1-85; 12 x 3in. £1-20; 16 x 10in. £2-20; 18 x 8in. £1-70.

ALUMINIUM PANELS 18 s.w.s. 6 x 4in. 24p; 8 x 6in. 33p; 10 x 7in. 54p; 12 x 5in. 44p; 12 x 8in. 70p; 16 x 6in. 70p; 14 x 9in. 94p; 12 x 12in. £1.16; 16 x 10in. £1.16.

ALUMINIUM ANGLE BRACKET 6 x 1/2 x 1/2 in. 15p.  
ALUMINIUM BOXES. MANY SIZES IN STOCK.  
4 x 2 x 2in. 86p; 3 x 2 x 1in. 60p; 6 x 4 x 2in. £1.1; 8 x 6 x 2in. £1-90; 12 x 5 x 3in. £2.1; 12 x 4 x 4in. £2-40.

## DE LUXE BSR HI-FI AUTOCHANGER

Plays 12in. 10in. or 7in. records Auto or Manual. A high quality unit backed by BSR reliability with 18 months guarantee. A.C. 200/250V. Size 13 1/2 x 11 1/2in.

Above motor board 3 1/2in. Below motor board 2 1/2in.

With MAGNETIC STEREO CARTRIDGE Cueing Device, Bias Compensator, Balanced Arm, All Post 75p

£21-50

## NEW DECKS

BSR MP60/P128 with Goldring G850 magnetic cartridge. £24-50

BSR Budget Autochanger with ceramic cartridge. £12-95

Garrard AP76. Single Player less cartridge. £28-50

BSR. P163. Belt drive Turntable, less cartridge. £27-50

Garrard 5300. Autochanger with ceramic cartridge. £14-95

Garrard Minichanger. Plays all size records. Ceramic cartridge. £9-95

BSR. P182. Snake arm, flared unrttable, ceramic cartridge. Latest model. £19-95

## BAKER MAJOR 12" £16-88

Post £1  
90-14,500 c/s, 12in. double cone, woofer and tweeter cone together with a BAKER ceramic magnet assembly having a flux density of 14,000 gauss and a total flux of 145,000 Maxwells. Bass resonance 40 c/s rated 25 watts. NOTE: 4 or 8 or 16 ohms must be stated.



## MAJOR MODULE KIT

30-17,000 c/s with tweeter, crossover, baffle 19 x 12 1/2in. Please state 4 or 8 or 16 ohms. £21-38 Post £1-60

## BAKER SPEAKERS "BIG SOUND"

Robustly constructed to stand up to long periods of electronic power. As used by leading groups.  
Useful response 30-13,000 cps.  
Bass resonance 55 cps.

### GROUP "25"

12in. 30 watt 4, 8 or 16 ohms.

£12-96

Post £1

### GROUP "35"

12in. 40 watt 4, 8 or 16 ohms.

£15-12

Post £1

### GROUP "50/12"

12in. 60 watt professional model, 4, 8 or 16 ohms.

£22-68

Post £1-60

### GROUP "50/15"

15in. 75 watt 8 or 16 ohms.

£28-00

Post £1-60

Send for leaflets on Disco, P.A. and Group Gear.

## BAKER 150 WATT QUALITY TRANSISTOR MIXER/AMPLIFIER

Professional amplifier using advanced circuit design. Ideal for disco, groups, P.A. or musical instruments. 4 inputs 4 way mixing. Master treble, bass and volume controls. 3 speaker output sockets to suit various combinations of speakers. 4-8-16 ohm. Slave output. A/C mains. Guaranteed. Details S.A.E. £79 Carr. £1-60




## 100 WATT DISCO AMPLIFIER

MADE BY JENNINGS MUSICAL INSTRUMENTS £59 Carr. £1  
4 speaker outputs volume, treble, bass, controls CAN BE USED AS 100 WATT SLAVE

## B.S.R. SINGLE PLAYER DECK

3 speed. Plays all size records, Stereo Cartridge. Cueing device, Ideal Disco Deck.

£17-50 Post £1-00



DRILL SPEED CONTROLLER/LIGHT DIMMER KIT. Easy to build kit. Will control up to 500 watts AC mains. Post 35p £3-25

STEREO PRE-AMP KIT. All parts to build this pre-amp. 3 inputs for high medium or low gain per channel, with volume control and P.C. Board. Can be ganged to make multi-way stereo mixers. Post 35p £2-95

## R.C.S. SOUND TO LIGHT DISPLAY MK 2

Complete kit of parts with R.C.S. printed circuit. Three channels. 600 to 1,000 watts each. Will operate from 200V. to 100 watts signal source. Suitable for home use. Cabinet extra £4. £17

200 Watt Bear Reflecting White Light Bulbs. Ideal for Disco Lights. Edison Screw Fitting 75p. Each.

## MAINS TRANSFORMERS


Post 75p  
6 VOLT 1 AMP. £1-00 3 AMP. £1-95 9 VOLT 3 AMP. £2-75 12 VOLT 300 MA. £1-00 750 MA. £1-30 20 VOLT 2 AMP. £2-50 20 VOLT 5 AMP. AND 24 VOLT 2 AMP. C.T. £2-45 20 VOLT 1 AMP. £2-00 20-0-20 VOLT 1 AMP. £2-95 30 VOLT 1 AMP. £2-75 40 VOLT 2 AMP. £2-95 30V 2 AMP. £3 0-20-40-60 VOLT 1 AMP. £3-50 2 x 13 VOLT 6 AMP. £9.

GENERAL PURPOSE LOW VOLTAGE. Voltages available at 2A, 3, 4, 5, 6, 8, 9, 10, 12, 15, 18, 24 and 30V £5-30  
1A, 6, 8, 10, 12, 16, 18, 20, 24, 30, 36, 40, 48, 60 £2-80  
2A, 6, 8, 10, 12, 16, 18, 20, 24, 30, 36, 40, 48, 60 £2-80  
3A, 6, 8, 10, 12, 16, 18, 20, 24, 30, 36, 40, 48, 60 £11-00  
5A, 6, 8, 10, 12, 16, 18, 20, 24, 30, 36, 40, 48, 60 £14-60

## R.C.S. TEAK BOOKSHELF SPEAKERS

13 x 10 x 6in. 50 to 14,000 cps. 12 watts rms. 8 ohms

£19 pair Post £1-50



## BAKER DISCO SPEAKERS

HIGH QUALITY—BRITISH MADE

## 2 x 12" CABINETS

for Disco or PA all fitted with carrying handles and corners. Black vinyl covered. Other cabinets in stock. SAE for leaflet

60 WATT R.M.S. £56

With one horn £66

With two horns £74 Carr. £3

80 WATT R.M.S. £60

With one horn £68

With two horns £76 Carr. £3

100 WATT R.M.S. £75

With one horn £83

With two horns £91 Carr. £5

## SINGLE 12inch CABS COMPLETE

30 WATT R.M.S. £32. WITH HORN £40.

40 WATT R.M.S. £34. WITH HORN £42.

60 WATT R.M.S. £41. WITH HORN £49. CARR £3 EA.



## "SUPERB HI-FI"

### 12in 25 watts

A high quality loudspeaker, its remarkable low cone resonance ensures clear reproduction of the deepest bass. Fitted with a special copper drive and concentric tweeter cone resulting in full range reproduction with remarkable efficiency in the upper register. Bass Resonance 26cps Flux Density 16,500 gauss Useful response 20-17,000cps 8 or 16 ohms models.

£24-75 Post £1-60

## "AUDITORIUM"

### 12in. 35 watts

A full range reproducer for high power. Ideal for Hi-Fi and Discotheques. Electric Guitars public address, multi-speaker systems, electric organs. Bass Resonance 35cps Flux Density 15,000 gauss Useful response 25-16,000cps 8 or 16 ohms models.

£23-60 Post £1-60

## "AUDITORIUM"

### 15in. 45 watts

A high wattage loudspeaker of exceptional quality with a level response to above 8,000 cps. Ideal for Public Address, Discotheques, Electronic instruments and the home Hi-Fi. Bass Resonance 35cps Flux Density 15,000 gauss Useful response 20-14,000cps 8 or 16 ohms models.

£29-25 Post £1-60

Loudspeaker Cabinet Wadding 18in wide, 20p per ft.

Hi-Fi Enclosure Manual containing plans, designs, crossover data and cubic tables, 85p.

## E.M.I. 13 1/2 x 8in SPEAKER SALE!

With tweeter. And crossover. £7-95  
10W. State 3 or 8 ohm. Post 45p

15W model £10-50  
8 ohms. Post 65p

GOODMANS 20W Woofer £9-95  
Size 12 x 10in 4 ohms.  
Rubber cone surround.  
Hi-Fi Bass unit. Post 65p



# RADIO COMPONENT SPECIALISTS

Minimum post 30p. Components List 20p. Cash price incl. VAT. Access & Barclay cards welcome. H.P. available. Phone your order Tel. 01-684 1665

337 WHITEHORSE ROAD, CROYDON

Open 9-6 Wed. 9-1 Sat. 9-5 (Closed for lunch 1.15-2.30)

Let's hope he turns out to be OK but don't be disappointed Dick if he doesn't! The FRG-7 of **Bernard Hughes** BRS25901 must have jumped up and down when he caught VR80 on Tavalu in the Ellis Is. plus another rarity PY00D in Fernando De Noronha off the coast of Brazil, on 20m s.s.b. After a long wait QSLs from P29FV, 7J1RL and VP8JV have arrived for Bernard.

FG0GD/FS7 and FH8CY (Comoros Is.) were found on c.w. by **Ian Marquis** A9140 in Leigh-on-Sea, Essex, while pottering around 10m, while PY0CA on St. Paul Rock on 80m s.s.b. is no mean catch. **Bill Rendell** of Truro, Cornwall has been concentrating on island stations on the theory that if the island is pretty small there can't be too many amateurs there! His valved Heathkit AR3 and pre-selector found J3AH on Grenada, KC4AAC Anvers Is. in the Antarctic, VK9YL on Cocos-Keeling Is. and VP2VJ on Tortilla, all on 15m s.s.b., to name but a few.

## General Notes

**Bob Bell** in Blyth, Northumberland, is one of a number of readers who comment on the fixed i.f. bandwidth of the FRG-7 and wonders if he can do anything about it. Well, I certainly would not dive inside and start fiddling about with it. Other than selling it and getting something else the only answer is to fit a selective audio filter of some kind between the set and the phones, for use on c.w. This leaves a compromise between s.s.b. and a.m. and, if I had to, I'd fit a good crystal or mechanical filter in the first i.f. stage and let a.m. take care of itself.

Long time reader of **PW Len Adlard**, 24 Clements Avenue, Leigh-on-Sea, Essex appeals for any info or manual on the ex-RAF receiver 1392/D. Any costs will be willingly reimbursed and material returned immediately. A reader in Reading, Berks, has an old R1155 receiver he'd like to give to a young listener who could tidy it up a bit. Drop me a line only if you can collect. **S. M. Turner** BRS37620 of Wilmslow in Cheshire has wound himself a helix aerial on a 2in cardboard tube about 24in long. There is 25ft of wire in each half, the centres being taken to an a.t.u. It stands by his set and he compares it favourably with his wire aerials. I suggest that is because it is vertical and provides better pick-up of low angle DX signals.

**Brian Smith** writes from Barry, Glam. with an interesting experience. He works for British Rail and on boarding one of the engines in the yard noticed that the driver had a copy of Short Wave Magazine in his bag! He turned out to be GW3HDH. Brian has since joined the BR ARS and wonders if there are any other BR types that would like to have info on the society. If so, write to Brian at 15 Courtenay Road, Barry, Glam. A BR net operates on Sundays, 1000hrs on 3730kHz.

## Around the Clubs

**Newbury and District ARS** meet on second Tuesday of the month at the College of Further Education so be there at 1900hrs. Further info from Alan Wood G4EEE, 9 Hillcrest, Tadley, Basingstoke or ring him on Newbury 43501.

Don't forget the **Derby and District ARS** Annual Mobile Rally on Aug 13th from noon onwards at the Lower Bemrose School, Littleover, with talk-in on 2m and 70cm. Normal meetings every Wednesday at

Reports on the various bands are welcome and should be sent direct by the 15th of the month, to:-

**AMATEUR BANDS** Eric Dawdeswell G4AR, Silver Firs, Leatherhead Road, Ashstead, Surrey KT21 2TW. Logs by bands, each in alphabetical order.

**MEDIUM and SW BANDS** Charles Molloy G8BUS, 132 Segars Lane, Southport, PR8 3JG. Reports for both bands must be kept separate.

**VHF BANDS** Ron Ham BRS15744, Faraday, Greyfriars, Storrington, Sussex RH20 4HE.

1930hrs at 119 Green Lane, Derby. Hon. Sec. is now Jenny Shardlow G4EYM, 19 Portreath Drive, Darley Abbey, Derby and I'm sure you'll be only too happy to drop her a line for further info.

The **Wessex AR Group** hope to run GB3WHF to demonstrate amateur radio at the Wimborne Hobbies Fair on Saturday August 5th to the Monday inc. Hopefully, RTTY will be on show as well as v.h.f. and h.f. stations. Details from Sec. Geoff Cole G4EMN, 6 St. Anthony's Road, Bournemouth.

**Cheltenham AR Assoc.** include morse instruction and a TVI clinic among their multifarious activities. The latter must be a Godsend and could well be copied by other societies. Info on the club's activities from Garth Martin, 88 Tennyson Road, Cheltenham.

## Log Extracts

**B. Smith:**—80m PY2XRA ZL4KF 20m HI8GAR TJ1BB 10m LU4MAO ZE6JS

**S. Turner:**—20m KG6JIU WA4YVG/VQ9 (Chagos Is.)

**W. Rendell:**—20m FG7TD FM7AQ VE8RCS VK7AE YA2JV 15m C5ABK CP6HI FY7BC HH2PW HK0WJ HP1SI J3AH KC4AAC TR8ACQ VK9YL VP2MAD VP2VJ YA1AJD

**D. Greenhalgh:**—20m C5AAR CT3BX FR7BU VP2CDF VR8EH 15m CT2IA PJ2AAX

**I. Marquis:**—80m D4CBS (Cape Verde Is.) HB0XAA PJ2AAX PY0CA (St. Paul Rocks) 40m HH2T PJ2AAX 8P6GO 20m FR7BE KM6FC VK9YS (Cocos Keeling) WA4YVG/VQ9 (Chagos) YI1BGD 15m KG4AG VS5XU ZD7JV ZK1DR 10m C6ANX FG0GD/FS7 FH8CY TR8MC

**B. Hughes:**—20m HH2A TR8LE VP2LLF VP2SQ VR80 PY00D (Fernando De Noronha) 15m CP8CB HC2HX ZK1DR 10m HK4CCX J3AH TR8MC VP8PC YB0GP ZK1DR

**R. B. Smith:**—80m CT3AB LU2VE 20m A5JO CO2FRC ZF1MA

**J. Goodier:**—20m HK1WL J3AH YB5BBH 15m FY7YF KH6XX 10m PY6SL VP8HA

**M. Liezers:**—40m CX3TU HI5MAG ZP5EF 20m A7XAH (Qatar) FG7TD HL9UD J3AH KM6FC TA1MB VP2SQ WD9FCC/VQ9 15m FR7BE 9N1MM

**B. Harrison:**—20m C31MK VP2KT 15m P29NPS (New Guinea) YB3AE 10m EA8QU J3AAG KV4KV 7Q7LW (G3JSU)

**D. Waddell:**—15m C5AAR CP7GM J3AH JT1KAA KH6DL KM6BI KS6RJ ZK1DR ZK2AV K7BFI/5W1 6W8FA 8R1J 10m FG0GD/FS7 9L1CA

**J. Hodgson:**—40m CO2DC 20m JT1AN KZ5DK YS2RVE 15m KG4FW 8R1Q

**J. Whiting:**—20m VP2KT VR6TC 15m JR6RC 6W8GT VP2KT FP8AEZ

**D. Parker:**—20m VK9KE VK8AE

All s.s.b. except those in bold which are c.w.



## MEDIUM WAVE DX

by Charles Molloy G8BUS

Why not cover some Long Wave DX asks Peter Sommer (London) who goes on to say that Cambridge Kits do a converter that allows you to use 3.5 to 4.0MHz as a tuneable i.f. and that the results when used with an FRG-7 are pretty good. Well, the long waves are covered in this column and occasionally logs of DX on this band are received from readers. The snag of course is that many receivers, other than domestic types, do not cover the band. Incidentally, the current Cambridge converter, as advertised in *PW* converts the range 100 to 600kHz into 4.1 to 4.6MHz.

## Long Wave DXing

First of all a popular misconception should be cleared up. Propagation in the range 150 to 280kHz is by sky wave after dark and in principle is no different from that on the medium waves. The ground wave suffers less attenuation than on the medium waves and all things being equal, it will travel much further. If you are looking for DX then a path of darkness is required, just as for m.w. DX. It is not until you get well below 100kHz that ducting between the D layer and the surface of the earth takes place, allowing long-range propagation during daylight. GBR on 16kHz and possibly the Time Signal and Frequency Standard MSF on 60kHz are examples.

Yes Peter, it is possible to construct a loop to cover the long waves. Use approximately four times the number of turns that you would use for a similar size of m.w. loop and the ordinary formula for calculating inductance does apply. There is no such thing in practice as a pure inductance. All inductors have some self capacitance and designers of tuning coils go to great lengths to keep it as low as possible. When building a loop, for either band, space each turn as far as possible from the next one and do not use very thick wire. For medium wave loops use the recommended  $\frac{1}{4}$  inch spacing though this may have to be reduced when winding a long wave loop.

No need to go to the trouble of building a converter or winding a long wave loop just to try this band. The ordinary domestic portable with internal aerial can produce some DX. Tebessa in Algeria is quite a good signal on 261kHz. Try resolving the jumble on 209kHz by rotating the receiver and making use of the directional properties of the internal aerial. Reykjavik, Kiev and Azilal in Morocco all share 209 while Monte Carlo, Oslo and Baku are together on 218kHz.

## Loops

Can a loop be any shape, is a question often asked and the answer is yes, provided that it is symmetrical. The original ship-borne loop was, and still is circular which is not easy for the DXer to construct. A diamond shape is convenient when winding a spiral loop where each turn is smaller than the previous one and two pieces of wood, one vertical and the other horizontal can be used as a support. A triangle has been tried to save space but the usual shape is a square or rectangle. An irregular figure such as the trapezoid, often quoted in school textbooks (I knew that information would be of value some day!) will not do, as there will be a residual signal when there should be a null. (In fact the very first ship-borne loops were triangles of wire, with the apex hung from a stay—Ed.).

Peter Sommer asks for my reaction to f.e.t. loop amplifiers. These are intended to isolate the loop from the receiver rather than to provide additional gain. The coupling between the main and link windings must be tight in order to transfer the maximum amount of signal. This means that the input impedance/reactance of the receiver can be reflected into the loop and consequently affect the tuning range and the directional pattern of the loop. The latter would affect the accuracy of any bearings taken with the loop should the DXer want to use his loop for this purpose. The loading of an f.e.t. pre-amp is negligible and as a result it can be connected directly to the main winding and the coupling winding can then be removed or ignored. I have a balanced f.e.t. pre-amp, though I seldom use it as I find the ordinary loop performs satisfactorily when used with receivers such as the CR100, Marconi Mercury and BRT400.

So far as I know, no experimenting has been done by DXers with differing degrees of coupling on the standard loop and this might be an interesting field for the experimenter. The standard 40in loop has a single turn coupler wound beside the 4th turn of the main winding. To increase coupling, try winding 2 or 3 turns instead of a single turn. To decrease coupling either wind the coupler on a separate frame and vary the spacing between the two or, wind a smaller single turn concentric with the main ones.

## Ramadan


This year Ramadan starts on August 5th and finishes on September 4th. Its relevance to DXing is that during this period many Arabic-speaking stations are on extended schedule, some indeed remaining on the air all night. Normally, as a result of differing time zones to the east, Middle East stations sign off between 2000 and 2100 which is too early to benefit from the reduction in European QRM that occurs around 2300. Consequently the DXer has to try to catch this type of DX at signing-on time which occurs in the early hours from 0300 onwards. During Ramadan the position is changed and the easier stations from this part of the world, such as Morocco, Algeria, Tunisia, Libya and Egypt will become prominent. Much of the real DX though will now become a lot easier or even possible such as Afghanistan with Kabul on 1280kHz; Iraq with Bagdad on 760 and Babylon on 1035; Jordan with Amman on 800; Lebanon with Beirut on 836; Saudi Arabia with Riyadh 587 and Syria with Homs on 566. This is only a selection and DXers should consult the *World Radio and TV Handbook* for further possible DX.

## Receivers

A cry for help from **W. G. Rooks** of Tredegar who has recently purchased a CR100 and wants a copy of the service manual, highlights a problem encountered by many DXers who presumably want to do their own repairs should the occasion arise. It is not a good idea, as pointed out recently by Eric Dowdeswell, to tamper with a receiver that is under guarantee, nor is it sensible to poke around in a mains receiver without some knowledge of how it works. Many DXers though are able to do their own repairs or even to carry out "improvements", and with the older type of ex-WD receiver this may be the only feasible way of getting it to work. A stamped addressed envelope to Brooks, 5 Farrant House, Winstanley Road, London SW11 2EJ will bring a list of reprints of the manuals of many receivers including most ex-WD types.

## Logs and News

An Astrad receiver and long wire antenna launched **John Cook** into medium wave DXing when after reading *PW* he managed to pick up WINS on 1010kHz. Since then he has changed to a Grundig Satellit 2000 and m.w. loop. His best catches to date are WOR on 710 and WCBS on 880 both in New York, CJCH Halifax on 920, CFRB Toronto on 1010 and CHUM also in Toronto on 1050. A QSL card from CHUM is on the front cover of last month's *PW*. All were heard between midnight and 0200. Although the winter season is still some distance away it is possible to hear all of these stations at this time of year between 0200 and sunrise. Radio Sweden is currently using 1178kHz between 1530 and midnight daily to relay its international service and this is expected to continue until the end of September. Programmes in English are at 1600, 1830, 2100 and 2300.



## SHORT WAVE BROADCASTS

by **Charles Molloy G8BUS**

The recent comments in this column concerning the SINFO and SIO reporting codes prompted **Bill Iball**, who lives near Wigan, to reply. Bill thinks that the SIO code is useful to give yourself some indication of reception conditions but the full SINFO code ought to be used when reporting to a station and he refers to the old amateur maxim that a report should be as comprehensive as possible.

## Reporting to Broadcast Stations

It is really a question of tailoring the report to the particular circumstances, since the type that would be welcomed by a radio amateur could well be inappropriate when writing to some broadcasting stations.

A low power local station on the tropical bands may well be interested in learning that his signal has been picked up far outside the service area but this information is unlikely to be of any value to him. What the DXer has to do here is to convince the station that he really did hear it and to do so he must give a comprehensive report on the programme rather than on reception conditions.

International Broadcasters know that they can be heard in their target area. What they require is a continuous picture of reception so that they can change to different frequencies or bands as required, and many of them ask DXers to become reception monitors and to supply regular reports on reception. To finish off a very interesting letter Bill says that much of the fun in DXing is when reception is poor, a sentiment that I fully endorse.

## Bandspreading

Some receivers are fitted with bandspread, the two types in use being electrical and mechanical bandspread. The Realistic DX160 for example has electrical bandspread. There are two tuning scales and pointers. The pointer on the main scale is set to a marker point and the bandspread scale then presents a blown-up or magnified portion of the main scale. Tuning is then done by the bandspread control, when it is as easy to tune round say the 49m band as it is to tune round the medium waves on the main scale. Accuracy depends on setting the main pointer correctly, which can be done with the aid of a calibrator or alternatively the bandspread pointer can be set on a known station which is then tuned in by the main scale control which will then be set accurately.

## Mechanical Bandsread

I prefer mechanical bandspread, as used on my BRT400 and Eddystone EC10. The main dial on the BRT400 has a scale marked 0 to 30. In addition there is a small window with a scale marked 0 to 100. The pointer on the main scale moves from 0 to 1 as the other scale completes one revolution from 0 to 100. By this means any band is divided into 3000 scale points. To be accurate the bandspread scale must be linked to the spindle of the tuning capacitor without backlash. I keep a logbook which has a "bandsread reading" column. If I want to listen to Radio Australia on 21570kHz I set the bandspread to 1289 (from the logbook), switch on the receiver and if reception is favourable, the station is there. With the aid of my crystal calibrator I have made up a table of bandsread readings against frequency at 50kHz intervals for the main s.w. bands. Using this table I can set the receiver accurately on 50kHz points up to 26MHz on the 11m band. In between these 50kHz points, frequencies can be estimated using bandsread readings as an aid, or by using the calibrator set to 10kHz markers.

Mechanical bandsread can be fitted to most receivers provided that backlash is not serious. Paste a strip of paper onto the glass cover of the main dial, clear of other marks behind it. Cut an annular strip of paper and stick it to the receiver around the main tuning knob. Start with the pointer at the low frequency end of the main scale and mark this 0 on the paper strip. Put a spot of paint on the rim of the tuning knob and mark another 0 this time on the annular scale opposite the paint spot. Rotate the knob and put



marks on the annular scale at equal intervals so that it is marked from 0 to 9. When the knob reaches 0 again, mark a 1 on the paper scale in line with the pointer and carry on across the entire scale. If it takes 7 turns of the knob to cover the scale then you will have 70 calibration points and it should be possible to increase this number by marking additional points on the annular scale. This may seem a very makeshift method but it does work. It is interesting to note that some versions of the famous wartime R1155 receiver had a bandspread system which worked on the same principle.

Some years ago I had the pleasure of meeting **Arthur T. Cushen**, the well-known blind DXer from New Zealand. I asked Arthur how he managed to find his way around the short wave bands and he explained that he used medium wave stations as reference points where the pointer covered a m.w. station and one of the short wave bands at the same time. It was then a matter of bandswitching and the appropriate band could be found in a matter of seconds. By counting the number of turns and fractions of a turn of the tuning knob and consulting a list of stations in Braille, Arthur could then find his way around that band without difficulty! Those of us who are not so physically handicapped have very little excuse for not doing at least as well. Arthur is a regular broadcaster and he can be heard over Radio Nederland on the first Thursday of each month in the DX Juke Box programme.


## 11 Metre Band

The current situation on this band, gleaned from a number of sources is:— 25605kHz IBA Jerusalem; 25630 RFI Paris; 25690 Radio Liberty; 25720 BBC (carrier heard); 25790 Radio RSA (testing); 26040 Voice of America. **Harold Brodribb** of St Leonards-on-Sea supplied the information on Radio Liberty, which comes in at my QTH in the early afternoon at good strength with programming in Russian.

## Logs and News

**Ron Proudfoot** (Newcastle-on-Tyne), who is a regular reader of *PW*, purchased an FRG-7 about a year ago which he has been using with a 30ft vertical aerial. Best DX to date is Voice of Kenya on 4804kHz between 1850 and sign-off at 2006, Kampala Uganda on 5026 at 1900, Radio Reloj Continente in Caracas Venezuela on 5030kHz at 0300 (sign-off at 0500) and KGEI San Francisco on 9615 at 0630 until it was swamped by UN Radio at 0633. Roy mentions hearing American style news in s.s.b. on 5230kHz which may be a point-to-point transmission, probably a feed to be retransmitted on a broadcast channel. **Chris Howles** (Lichfield) used a Vega 206 and 75ft long wire to pull in ELWA Liberia on 4770 at 2000, Radio Senegal 4890 in French at 0600, Radio N'djamena Chad on 4904.5 at 0430, Radio Colosal Colombia 4945 at 0630, Radio Rumbos Venezuela 4970 at 0600 and the CBC Northern Service 9605 at 2300. **Steve Price** (Doncaster) does not regard himself as a DXer as he only possesses a domestic portable but he enjoys listening to overseas stations and to DX programmes. He mentions the Voice of Turkey DX Corner on 9515kHz in the 31m band which can be heard every night. You don't need an expensive receiver to be a DXer Steve—keep tuning.

*Practical Wireless*, September 1978



by **Ron Ham BRS15744**

I never expected to use the famous name of Muhammad Ali in my v.h.f. column, but there he was, full of life, on Ch.R1 on my DXTV monitor, at 1824 on June 13th, during his visit to Moscow. This is just one of the many interesting events which occurred in the early part of the 1978 sporadic-E season.

## Sporadic-E

"The sporadic-E season has arrived with a vengeance" says **Frank Luman**, Glasgow, who, like myself has been watching European and Russian television on several occasions. The frequencies most influenced by sporadic-E are 40-80MHz, which is why very strong signals are received in the UK from a host of east-European broadcast stations between 65-73MHz, often rendering the 4m amateur band unusable while the event lasts.

Sporadic-E disturbances occurred on 15 days between May 26th and June 19th, mainly during the afternoons and early evenings but sometimes around 0830. The most intense disturbance occurred on June 3rd and 4th, when signals were affected up to 146MHz. At 1640 on the 3rd, I counted dozens of Continental broadcast, radio-telephone and TV stations between 40 and 73MHz.

"June 3rd was a real sporadic-E event in GM" writes **John Branegan**, GM8OXQ, Saline, Fife, "I heard French and east-European f.m. up to 105MHz at 1702, and one GM had a QSO with an Italian on 2m". The range 40-73MHz was still disturbed at 2145, very late for sporadic-E, and at 0600 on the 4th, frequent bursts of sync pulses were heard on Ch.R1, 49.75MHz. Later, at 1700, **Roy Bannister**, G4GPX, Lancing, Sussex, worked YU2CCY on 15m and learnt that UK TV pictures were being received in Yugoslavia on v.h.f. At 1800 Roy heard strong signals from Bulgaria and Yugoslavia on 2m.

Around this time a multitude of f.m. broadcast signals were pounding in between 65-73MHz and, like Frank Luman, I received pictures on Ch.R1 from Poland. At 1720, Frank, using his S36-A, received the Russian, Ch.R3 sync pulses, 77.25MHz, and the sound channel, 83.75MHz and realising that the disturbance was moving higher, he tried his stereo receiver and found Russian Ch.R5 sync, 93.25MHz, and the sound on 99.75MHz. **Barry Knight**, also in Glasgow, was already receiving this signal using a Pioneer SX450 with only a ribbon dipole. Frank heard a station from Yugoslavia on 98.9MHz followed by Italians on 97.1, 98, and 99.5MHz between 1920 and 1955. Band II went "dead" from 2100 until 2250 then 18 stations from Norway and Sweden were heard". The crowning glory for Frank came at 2300 when he watched a fishing programme on Ch.E4 from Iceland.

A typical example of the deep QSB, a feature of sporadic-E, came at 1320 on June 7th when strong pictures from Czechoslovakia CST-1, Hungary, MTV-1

Budapest, and Austria ORF-FS1 were changing places with each other on Ch.R1 every few minutes. At 0844 on the 14th I received a strong picture from NRK, Norway and at 1644 on the 16th a good picture from RTVE, Cadena, Spain. All with a vertical dipole feeding my JVC 3060 MK-II receiver.

## Introduction to V.H.F.

For some time **Ian Rennison**, Horsham, Sussex, has been a Medium Wave DXer and a contributor to Charles Molloy's column so, imagine Ian's surprise when at 1120 on June 8th, he was tuning around his newly acquired Aiwa AF5080A stereo v.h.f. receiver when he heard "Stereo 96", an AFRTS station on 96.9MHz in southern Spain. Between 1030 and noon, with only a temporary ribbon aerial, Ian heard 14 Spanish speaking stations, including "Radio Popular Almeria" on 97.2MHz. The American voice on the AFRTS station was also heard by **Peter Penfold**, West Chiltington, Sussex.

## Solar Activity

A period of solar activity began on May 26th with a few small bursts of radio noise at 136MHz and a mild noise storm which turned severe on the 27th. Both **Cmdr Henry Hatfield**, Sevenoaks, and myself recorded several small bursts of noise on the 28th, 29th and 30th, the largest being a 4 minute duration burst at 1311 on the 28th. The period ended on the 31st with a very large burst, associated with a flare, which began at 1145 and lasted for several hours. Solar noise storms were also recorded on May 18th and June 2nd and a few individual bursts on June 3rd, 4th, and 9th.

## The 10 Metre Band

**John Branegan**, **Harold Goble**, G4FDQ, Lancing, **Alan Baker**, G4GNX, Newhaven, Sussex, and myself noted that 10m has been "flat" compared with previous months. Harold, using a KW2000A into a 66ft end-fed aerial with a KW EZEE Match a.t.u. observed short skip conditions on June 4th to 7th and 13th when he worked DK, HB90, an exhibition station, IO OE, ON, OZ, PA0 and ZS5. On May 21st he was in contact with G4FFE in nearby Worthing when, at 1900, they were called by ZD7PV, and had, like locals, a three-way QSO. On June 3rd, Harold had a "quicky" with G4AGZ in Cornwall who is studying 10m propagation and would appreciate reports. QTHR.

I heard the beacons 5B4CY and ZE2JV on only 9 days between May 19th and June 19th. The strongest was at 1603 on the 10th when the Cyprus beacon was 599, the Tessa beacon 559 and the Bermuda beacon, VP9BA, 579 which has been quite rare. An h.f. black-out followed the solar flare on May 31st and John Branegan reported weak aurora on May 21st-23rd.

The big surprise came between 2200 on June 16th and 0100 on the 17th when fantastically strong signals from 4Z4, K1, VE, and Ws were working into CT, DK, EA, G, and OZ. One Canadian said it was an "exciting opening", so did Alan Baker when he worked VE1BNN, at 2253, his first Canadian on 10m. At 2307, Alan contacted WA2ZWH, New Jersey who was running five watts, and at 0003 he worked N3GB in Maryland. Almost throughout this rare late night opening the Bermuda, VP9BA and Florida, N4RD, beacons were averaging 539/559 and strong signals

from CB stations on the north American Continent were pounding into Europe. On both the amateur and citizen's bands local QSOs in Canada and the USA were easily heard in the UK. At 0042, **Barry Ainsworth**, G4GPW, Sompting, Sussex, contacted WB2QYZ and at 0053 K2BU. For a very brief period Alan Baker and myself heard a ZL calling, which was later confirmed by a VE.

## Tropospheric Openings

Most of us in Sussex are getting a good signal from the new 70cm beacon, GB3WHA situated at Crowborough. G4BOO, QTHR, is the beacon keeper and would welcome reports. Alan Baker received a 539 signal from the Emley Moor 70cm beacon, GB3EM, at 2317 on May 25th and I heard it at 579 at 0734 on the 28th and 589 at 0717 on the 30th. The Sutton Coldfield beacon, GB3SUT, was audible in the south around 0730 on the last five days in May and on June 3rd, 12th and 13th. **Andrew "Jim" Lyon**, G8LPY, Worthing, Sussex, can now work through the Portsmouth repeater, GB3PH, on 70cm using his Multi U11 into a 48-element multibeam, and at 1846 on June 15th he worked G4GUX through the Berkshire repeater, GB3AW, RB10.

Strong signals were received in the south from the 2m repeaters, GB3BC, KR, and PO during the v.h.f. opening from May 25th to 31st. At 0746 on the 26th, PA0JO worked G stations through GB3LO and at 0028 on the 27th, OZs and other PA0s were working through the London repeater, which, at 0727 carried signals between ON6BK, Ostend, and G8OUA in Nottingham who was using a "Slim Jim" aerial. During the same period Band II was affected and **Guy Stanbury**, Chelmsford heard, several Continental stations, mainly in the mornings, between 88-104 MHz. Early on the 28th, I heard signals through the Yorkshire repeater, GB3NA and received pictures from the Lichfield transmitter of the IBA on 189MHz. During a mild opening from June 10th to 13th, **John Cooper**, G8NGO, Haywards Heath, Sussex, heard signals on 2m from GD and GU and at 1915 on the 11th, G4GNX, worked DK0EN/P on both c.w. and s.s.b. Later, at 2110, **Dermot Cronin**, G4GRO/EI9DC, at the *Royal Sovereign* in the English Channel worked DK0EN/P and GD8EXI and at 2130 he received a strong signal from GI4GVS, but could not hook up with him. During the early morning of the 13th, **Eric Arnold**, G8OUK, Hove, Sussex, heard the Paris repeater on R6 and "Jim" Lyon worked GW3PNH, Newport through the Bristol Channel repeater.

## Microwaves

**Ern Downer**, G8GKV, Worthing, reports that G8BDJ, G8FMJ and himself were portable on Chancetonbury Ring, 779ft a.s.l., on May 21st for the first of the five one-day cumulative contests on 10GHz. Despite the bad weather they exchanged 59 signals with G3JVL, South Hayling, Hants, G8BCO/P, Hogs Back, Surrey, G3KSU/P, St Catherines, I.O.W., and G3IFF/P Portsdown Hill, Hants.

## OSCAR-8

"I am managing to get across to USA regularly now on OSCAR-8," writes John Branegan and on May 25th he worked his first Spaniard, EA1TA, via the satellite. At 2310 on the 28th, John had a QSO with

# OS new from ambit international

## One Stop Technology Shopping starts here :

ONCE UPON A TIME, a manufacturer's stamp on an IC was an indication of almost total product reliability. But as complexities have multiplied, and prices have become competitive - the delineation between 100% functional and 95% functional ICs has got a lot less clear. But now more than ever, you cannot afford to waste time and effort on anything less than the very best - so at the OSTs, we have a strict policy to supply parts only from BS9000 approved sources. No nondescript clearance lines of dubious pedigree, only the very best. If you are a designer, or simply a keen hobbyist, you may buy from the OSTs with total confidence.

As you may already know, we make a point of backing our products with extensive lab and technical facilities; so next time you want to buy your components, ask what support your present supplier can offer - and if it comes from BS9000 sources.....we look forward to supplying you !!

Please note that OSTs prices exclude VAT at 8% throughout this side of the page. Most ambit items are at 12% except those marked \*. Please keep orders separately totalled, although a single combined payment, and 25p postage charge, will be sufficient.

### CD4000 CMOS

4000	17p	4089	563p	4522	149p
4001	17p	4090	115p	4527	167p
4002	17p	4063	109p	4528	102p
4006	109p	4066	53p	4529	141p
4007	18p	4067	400p	4530	90p
4008	80p	4068	25p	4531	141p
4009	58p	4069	20p	4532	125p
4010	58p	4070	20p	4534	614p
4011	17p	4071	20p	4535	380p
4012	17p	4072	20p	4538	150p
4013	55p	4073	20p	4539	110p
4016	52p	4075	20p	4541	141p
4017	80p	4076	90p	4543	174p
4018	80p	4077	20p	4549	399p
4019	60p	4078	20p	4553	440p
4020	83p	4081	20p	4554	153p
4021	82p	4082	20p	4556	77p
4022	90p	4085	82p	4557	386p
4023	17p	4086	82p	4558	117p
4024	76p	4089	150p	4559	388p
4025	17p	4093	50p	4560	218p
4026	180p	4094	190p	4561	65p
4027	55p	4096	105p	4562	530p
4028	72p	4097	372p	4566	159p
4029	100p	4098	110p	4568	281p
4030	58p	4099	122p	4569	303p
4031	250p	4180	90p	4572	25p
4032	100p	4181	90p	4580	600p
4033	145p	4182	90p	4581	319p
4034	200p	4183	90p	4582	164p
4035	120p	4174	104p	4583	84p
4036	250p	4175	95p	4584	63p
4037	100p	4194	95p	4585	100p
4038	105p	4501	23p		
4039	250p	4502	95p		
4040	83p	4503	61p		
4041	90p	4506	51p		
4042	85p	4507	55p		
4043	85p	4508	248p		
4044	80p	4510	99p		
4045	150p	4511	149p		
4046	130p	4512	90p		
4047	99p	4513	206p		
4048	60p	4514	260p		
4049	55p	4515	300p		
4050	55p	4516	125p		
4051	65p	4517	382p		
4052	65p	4518	103p		
4053	65p	4519	97p		
4054	120p	4520	109p		
4055	135p	4521	236p		

### Micromarket

8216	£2.25	2114	£10
8224	£4	2708	£10.55
8228	£5.25		
8251	£8		
8255	£5.40		
8256	£5.40		
8257	£5.40		
8258	£5.40		
8259	£5.40		
8260	£5.40		
8261	£5.40		
8262	£5.40		
8263	£5.40		
8264	£5.40		
8265	£5.40		
8266	£5.40		
8267	£5.40		
8268	£5.40		
8269	£5.40		
8270	£5.40		
8271	£5.40		
8272	£5.40		
8273	£5.40		
8274	£5.40		
8275	£5.40		
8276	£5.40		
8277	£5.40		
8278	£5.40		
8279	£5.40		
8280	£5.40		
8281	£5.40		
8282	£5.40		
8283	£5.40		
8284	£5.40		
8285	£5.40		
8286	£5.40		
8287	£5.40		
8288	£5.40		
8289	£5.40		
8290	£5.40		
8291	£5.40		
8292	£5.40		
8293	£5.40		
8294	£5.40		
8295	£5.40		
8296	£5.40		
8297	£5.40		
8298	£5.40		
8299	£5.40		
8300	£5.40		

### Voltage Regs

NEW LOW PRICES	
7800 series UC TO220 package 1A	all 95p
7900 series UC TO220 package 1A	all £1
78MUC series TO220 package 1/4A	all 90p
78LCP series TO92 100mA	all 35p
L200 up to 3A/adjustable V&A	195p
78MG2T2C 2amp adjustable volts	175p
79MG2T2C 2amp adjustable volts	175p
723C precision controller	65p
MAINS FILTERS FOR NOISE/RFI etc	
1 amp in IEC connector	£4.83
5 amp in 'wire in' case	£3.87
NE550A	73p

### LINEARS non-consumer

LM307 AH	67p
LM308 AH	67p
LM308B	121p
LM308N	97p
LM318	279p
LM318N	224p
LM324N	71p
LM339N	66p
LM348N	186p
LM3900N	60p
709HC to 5	64p
709PC dil	36p
710HC to 5	65p
710PC dil	51p
723CN	65p
741CH to 5	66p
741CN Beil	27p
747CN	70p
748CN	36p
NE531T	120p
NE531N	105p

### OPTO 7 seg displays

0.43" High Efficiency HP: 5082 7650 red CA 182p 5082 7653 red CC 182p 5082 7680 yellow CA 182p 5082 7683 yellow CC 182p 5082 7670 green CA 185p 5082 7673 green CC 185p

0.3" Standard HP 5082 7730 red CA 117p 5082 7740 red CC 117p

0.5" Fairchild FND500 red CA 150p FND507 red CC 150p

## From the World's leading radio innovation source:

On this side of the page, we offer you the leading products from the world of wireless. We are continually reviewing and adding to our range, and this month we feature some of the more significant additions to our range. All available in depth, and usually ex-stock too !!

### Moving Coil Meters

Ambit offers a very wide range of low cost meters, together with the unique 'Meter Made' scale system for professional grade scale customizing:

Series	Scale Area	illumination	cost*
900	14x31mm	internal 12v	250p
920	30x50mm	from behind	275p
930	36x63mm	internal 12v	375p
940	40x50mm	from behind	350p
950	55x45mm	from behind	300p

Stock movement 200uA/750L2. The 930 series is 5% linear, others are 77uA at 50% FSD. These and many others available in quantity for OEMs. SAE for full scale details please. (Not in cat.)

### Coils & Filters by TOKO

After a period of relative price stability, please note that some prices are increased - as a direct result of the failure of £ versus stronger trading currencies. (Mainly Yen)

7 & 10mm IFTs for AM/FM - 1000s	es
455/470kHz most types of appcs	30p
10.7MHz	35p
Short Wave Coils sets	
Now two ranges of impedance/coupling	es 33p
TV video and sound IFFs/detectors	
Another new range in 10mm	33p
6MHz VHF IFF sound filter	80p
Molded VHF coils full catalogue	15p
Ultra stable coils for 30 - 200MHz	from 20p

### Radio, Audio, Comms ICs:

Only the very best quality - and only types we have used in our own laboratory tests

TDA1065	DC to VHF front end system	1.95
TDA1083/ULN2204	am/fm/aud in one IC	1.95
TDA1090/ULN2204	am/fm hifi tuner system	3.35
HA1197	LF/30MHz am receiver system	1.40
CA3123E/UA720	LF/30MHz linear system	1.40
TBA651	LF/30MHz linear system	1.81
SD6000	DMOS RF/Mixer pair	3.75
FM amplifier		
CA3089E/K84402	famous FM IF system	1.94
HA1137W/K8440	update with deviation mute	2.20
CA3189E	update with deviation mute	2.75
TBA120a/SN7660N	FM if and detector	0.75
TBA120S	hi gain version TBA120	1.00
MC1350P	agc IF amp	1.20
MC135P	sync AM demodulator	1.35
MC1495L	precision 4 quad multiplier	6.86
MC1496P	popular double balanced mixer	1.25
Communications circuits		
KB4406	differential amplifier	0.50
KB4412	2 bal.mixers/age/gain/doub. conv	2.55
KB4413	am/fm/ssb det. AGC, ANL, mute	2.75
KB4417	3mV mic processor preamp	2.55
KB4423	FM noise blanker system	2.55
Audio preamps		
LM387	stereo high gain/low THD	1.81
LM1303	stereo audio optimized AO	0.99
TDA1054	high quality with act option	1.95
KB4417	see above	1.81
Audio Power amps		
TBA810AS	7W RMS overload protected	1.09
TDA2020	8W/25m pentawatt package	1.95
TDA2020	15W RMS hifi power ic coupled	2.99
TCA940	10W higher voltage B10	1.80
ULN2813	1W 2.5 to 12 v supply capability	1.00
LM3808N	1W power	1.00
LM3808N14	2.5W power	1.00
HA1370	HiFi 15w in easy heatsink pack	2.99

### Stereo Decoder Devices

MC1310	K8440 original pil decoder	2.20
CA3090AQ	RCAs pil decoder	3.25
UA758	Buffered version of 1310	2.20
LM1307/UA707	non pil type	1.95
HA1196	advanced adj. sep pll low thd	3.55
HA11223	new pilot cancel low thd/imd	4.35

All ambit decoders are supplied with the LED beacon of your choice. Please state colour.

### Discrete semiconductors

Some of the biggest stocks of specialist MOS and FET transistors for radio in the UK.  
8F000 80p\* 40673 55p\* 40822 43p\* 40823 51p\* MEM680 75p\* BF256S 34p\*

Most types for most RF circuitry, inc. new UHF T package types etc. See price list.....

### Hitachi V MOS 100W power devices:

Start saving now for the biggest breakthrough in power transistor technology yet. Ambit has the new Hitachi V MOS diode (E1) and by the time you read this, we should have received our first stock order. But they aren't cheap.

### DISCRETE LEDS - the best value of all:

LED size: 2.5x5mm	5mm dia.	clip
RED	14p	
YELLOW	20p	15p 2p
GREEN	20p	18p 2p

10% discount for 10 off, 25% discount per 100

### Switch Systems: Check our combinations!

A very wide selection of BOTH Alps SUB series units, (Schadov/AB/Orcor compatible) & the miniature Dialistat units. Available in DIY systems for maximum flexibility and low cost.

### And Finally

Further details of these, and many more of the wonders of the world of wireless in the new Ambit catalogue - with magazine supplement. 45p inc pp etc.  
Phone (0277) 216029/227050 9am-8pm, callers welcome anytime

### Tuner Modules

From the biggest and best range.....

TUNERHEADS for 88-108MHz band 2 (varicap)		
EF5803	6 cct, 3 MOSFETs, amp. esp.	19.75
EF5801	6 cct, 2 MOSFETs, amp. esp.	17.45
EF5800	5 cct, MOSFET RF, by TOKO	14.95
EF5400	4 cct balanced mixer/gin agc	9.75
EC3302	3cct FET input mixer	8.25
TUNERSETS by LARSOLTT (head+IF)		
7252	Dual MOS head/low dist IF	26.50
7253	FET head, mpw decoder inc	26.50
IF AMPLIFIERS all with deviation mute, agc, etc, meter drives etc		
7020	HiGain dual ceramic filter	6.95
7030	Mos preamp, linear phase filter	10.95
7130	2 mos preamps, 3 ipfilters	16.25
NBFM1	455/470kHz NBFM module	9.95
MPX decoders, all with pilot tone filters and buffer amplifiers for min 300mV RMS		
92310	1310 based system	6.95
93090	3090AQ based system	8.85
91196	HA1196 based 3 birdy filter	12.99
91196B	HA1196 based 3 birdy filter + 2 x LM380 audio monitor amps	16.45
911223	HA11223 based system	12.50
AM RADIO		
91197	The original MW/LW varicap tuner with electronic switch	11.85
9122	The uniband tuner module	13.22
AM FM RADIO UNITS		
71083	Using TDA1083, provides a complete MW/LW/FM portable radio chassis for clock radio etc	12.95
71083D	Drivestail system for 71083	1.75

### SPECIALS: TUNERHEADS in the range 40-200MHz to special order

The EF5803 and EF5400 are available to cover bands in the region described. The costs depend on quantity and actual mode required to cover the desired band. Max coverage approx. 20% of centre frequency selected. Also, please allow 3-5 weeks delivery for these items.

### TLL-Standard AND LP Schottky

All prices listed in pence \*

'N'	'LSN'	'N'	'LSN'	'N'	'LSN'	'N'	'LSN'	'N'	'LSN'				
7400	13	20	7455	35	24	74126	57	44	74185	134	74362	375	
7401	13	20	7460	17		74128	74		74188	274	74365	40	
7402	14	20	7463		110	74132	73		74190	115	92	74366	66
7403	14	20	7470	28		74133			74191		29	74367	43
7404	14	24	7472	28		74136			74192	105	180	74368	49
7405	18	26	7473	32		74138			74193	105	180	74373	70
7406	38		7474	27	38	74139			74194	105	187	74374	70
7407	38		7475	38									

G3ILD in Darlington, Mode J, when the satellite was south of Greenland, but they did not attract any Ws. Having had 5 QSOs with W2BXA, New Jersey, 2 with W9KDR/W1 in Connecticut, 2 with W1CBZ in Maine and 1 with K4EYG in Virginia, John is getting beyond 90% of OSCAR-8A's designed maximum range.

## Club News

The Brighton and District Radio Society held their annual meeting on Brighton Race Course on June 7th. Among the 40 or so people present were representatives from the Haywards Heath, Mid-Sussex, and Worthing radio clubs, the Sussex Coast Repeater Group and the Sussex wing of the Air Training Corps. Both 2m talk-in stations, G4GQR and G8OMR were kept busy.

Despite the heat, lack of sleep, and a herd of cattle the Haywards Heath Amateur Radio Club made 263 contacts during the 144MHz Portable contest on May 27/28th and were delighted with their first efforts.

Members of the Sussex Coast Repeater Group displayed pictures of GB3BR at the Mid-Sussex Amateur Radio Society's annual meeting at the Jack and Jill Windmills, Clayton, Sussex, 700ft a.s.l. Among the 30 or so present were Mick Senior, G4EFO, who accessed several 70cm repeaters from the site, Louis Varney, G5RV, the Club President, and representatives from the Brighton and Worthing Clubs. Garry Hibbert, G8HXB/P was active on 2m f.m. during the event.

## From Down Under

Anthony Mann, Applecross, Australia heard from K. Ushigome of Tokyo that Australian, Ch.0 and New Zealand Ch.1 television has been received by v.h.f.

PLEASE MENTION  
PRACTICAL WIRELESS  
WHEN REPLYING TO  
ADVERTISEMENTS

TV DXers in Japan. Anthony has also been in touch with George Francis, P29HV, Papua, New Guinea, who recently logged Band I TV DX from South Korea, Philippines, Hawaii, Samoa, and New Zealand in addition to Japanese Band II television around 108MHz, all by transequatorial propagation.

Anthony also enclosed a copy of the Amateur Radio page of the May *Electronics Australia*, where it is reported that on January 11th a contact took place on 70cm between VK6KX/P near Albany, West Australia, and VK3ZBJ in Frankston, Victoria, a distance of 2456km.

On February 17th a two-way contact was established on 13cm (2304MHz) between VK6WG in Albany and VK5QR in Enfield, South Australia, a distance of 1886km. Both of these achievements may well be world records, let's hope so—they certainly deserve it.

Thanks again for your letters and reports and covering such a wide range of subjects.

## V.H.F. PERSONALITY

ANTHONY MANN

by RON HAM



Both Roger Bunney, *Long Distance Television* columnist for our sister magazine *Television* and myself get regular reports about v.h.f. DX from Anthony Mann, a 22-year-old research student from Applecross, Western Australia. His letters contain detailed information about super DX, covering thousands of miles, and a valuable first-hand account of propagation in the southern hemisphere.

Anthony's interest in radio began in 1968 when he listened to the general short wave bands on a simple regenerative receiver. In 1970 he became an active broadcast DXer using a Trio 9R59DS. His interest in v.h.f. radio and television was suddenly fired in November 1971, by the appearance of a 2000 mile signal on the family TV set.

His equipment, pictured here, is neatly laid out in a space 3m by 2m, and comprises 3 TV receivers, a Trio 9R59DS, 200MHz digital frequency meter and a combination of converters which allows him to tune from 10kHz, to satisfy his interest in v.l.f., to 220MHz. Anthony's best DX to date is, Band I, 5000 miles (Ch.R1 Vladivostok), Band II, 2200 miles (ABDQ3 86-92MHz), and Band III, 1200 miles (Adelaide's 3 Band III TV stations). The TV receivers are fed by individual Yagis for Bands I, II and III, vertical wire aerials are used for v.h.f. and long wire antennae for general purpose listening.

With sunspot activity on the increase, Anthony looks forward to more super DX and in particular to receiving UK TV sound, Ch.B1 down under. ●

# TRANSFORMERS

**ALL EX-STOCK—SAME DAY DESPATCH. VAT 8%**

12 AND 24 VOLT OR 12-0-12V PRIMARY 220-240 VOLTS				
Ref	12V	24V	£	P & P
111	0-5	0-25	2.20	0-45
213	1-0	0-5	2.64	0-78
71	2	1	3.51	0-73
18	4	2	4.83	0-98
70	6	3	5.37	0-96
108	8	4	6.96	1-14
72	10	5	7.47	1-14
116	12	6	8.93	1-32
17	16	8	18.54	1-32
115	20	10	13.18	2-06
187	30	10	17-05	2-08
226	00	30	22-82	0A

50 VOLT RANGE				
Ref	0-5	0-8	£	P & P
108	0-5	0-8	3-41	0-78
105	1-0	1-6	4-57	0-96
104	2-0	3-2	6-98	1-14
105	3-0	4-8	8-45	1-32
106	4-0	6-4	10-70	1-50
107	6-0	9-6	14-62	1-64
118	8-0	12-8	17-05	1-82
119	10-0	15-0	21-70	0A

MAINS ISOLATING (SCREENED)				
Ref	VA (Watts)	£	P & P	
107	30	4-00	0-79	
140	80	8-20	0-96	
150	100	7-13	1-14	
151	200	11-18	1-50	
152	250	12-70	1-84	
153	350	16-32	1-84	
154	500	18-45	2-15	
165	750	29-96	0A	
195	1000	37-29	0A	
157	1500	49-99	0A	
136	2000	54-80	0A	
159	3000	75-85	0A	

HIGH VOLTAGE MAINS ISOLATING				
VA	Ref	£	P & P	
60	243	5-89	1-32	
350	347	14-11	1-84	
1000	320	41-76	0A	
2000	232	54-25	0A	

30 VOLT RANGE				
Ref	Amps	£	P & P	
112	0-5	2-84	0-78	
79	1-0	3-57	0-98	
20	2-0	5-27	0-98	
21	3-0	6-78	1-14	
51	4-0	7-44	1-14	
117	5-0	8-37	1-32	
88	6-0	11-73	1-64	
89	10-0	13-33	1-84	

60 VOLT RANGE				
Ref	Amps	£	P & P	
124	0-5	3-38	0-96	
126	1-0	5-58	0-96	
127	2-0	7-60	1-14	
128	3-0	10-54	1-32	
129	4-0	12-23	1-64	
130	5-0	13-95	1-84	
120	6-0	15-66	1-84	
121	8-0	20-15	0A	
122	10-0	24-93	0A	
189	12-0	27-13	0A	

AUTO TRANSFORMERS				
Ref	VA (Watts)	Volts	£	P & P
113	15	0-115-210-240	2-48	0-71
64	75	0-115-210-240	3-95	0-96
4	150	0-115-200-220-240	8-35	0-96
67	500	0-115-200-220-240	10-99	1-64
84	1000	0-115-200-220-240	18-78	2-08
93	1500	0-115-200-220-240	23-38	0A
95	2000	0-115-200-220-240	34-82	0A
73	3000	0-115-200-220-240	48-00	0A

CASED AUTO TRANSFORMERS				
VA	Ref	£	P & P	
15	4-96	0-96	113W	
180	8-48	1-14	4W	
200	5-92	1-45	64W	
280	10-48	1-45	69W	
350	15-73	1-84	87W	
750	18-55	1-78	83W	
1000	22-68	0A	84W	
1500	26-02	0A	93W	
2000	37-65	0A	95W	

SCREENED MINIATURES				
Ref	mA	Volts	£	P&P
238	200	3-0-3	1-99	0-55
212	1A, 1A	0-6, 0-6	2-35	0-78
13	100	9-0-9	3-14	0-38
235	330, 330	0-9, 0-9	1-99	0-38
207	500, 500	0-8-9, 0-8-9	2-59	0-71
208	1A, 1A	0-8-9, 0-8-9	3-53	0-78
236	200, 200	0-15, 0-15	1-90	0-38
214	300, 300	0-20, 0-20	2-58	0-78
221	700 (DC)	20-12-0-12-20	3-91	0-78
206	1A, 1A	0-8-9, 0-8-9	4-63	0-96
203	500, 500	0-15-27-0-15-27	3-99	0-96
204	1A, 1A	0-15-27-0-15-27	4-39	0-96
239	50	12-0-12	1-99	0-38
S112	500	12-15-20-24-30	2-84	0-78

**MINI-MULTIMETER**  
DC-1000V AC-1000V DC-100mA Res-150kΩ  
1000Ω/V Bargain £5-86. VAT 8%. P & P 62p.  
20,000 ohm/V. Multimeter-mirror scale.  
Ranges AC/DC to 1000V DC current to 250mA  
Resistance to 3 Mohms.  
5" x 3 1/4" x 1 1/2". £11-34. P & P £1-05. VAT 8%.

TEST METERS				
Ref	Model	£	P & P	
AVO 8 MK5	EM279	£50-70		
AVO 71	DA116 digital	£100-00		
AVO 73	Megger BM7 battery	£42-50		
AVO MM5	£26-10	£42-50		
Wee Megger	£32-50	BX505 Sanwa	£33-68	
AVO TT189	In circuit Transistor Tester	£30-00		
U4315 Budget Meter	20kΩ/VDC, 2kV/AC 1000v			

**NEW RANGE TRANSFORMERS**  
Sec 45-36-0-36-45 Sec 2 to give 36-0-36,  
36-0-36, 45-0-45V, 72v or 90v.  
P & P  
2A £9-89 £1-38  
3A £11-47 £1-48  
4A £13-90 £1-84  
5A £16-74 £2-15  
6A £20-77 £2-30

PANEL METERS				
Ref	Scale	£	P & P	
2" 0-50μA	£5-50	4" 0-50μA	£6-70	
0-500μA	£5-50	0-500μA	£6-70	
0-1mA	£5-50	0-1mA	£8-40	
0-50V	£5-50	0-50V	£8-40	

VU Indicator Panel 48 x 45 250μA FSD £2-60  
VU Indicator Edge 54 x 14 250μA FSD £2-60  
65p Carriage 8% VAT.  
**ISOLATOR—1 KVA 240V to 240V enclosed**  
style terminal connection. Special offer at  
£18-70. Carriage £2-75. Ref. BE7.

Prices correct 8-5-78. Please add VAT after P & P.

COMPONENT PAKS				
Ref	Contents	£	P&P	
50	High Quality Metal Oxide	1-99	0-55	
2	2 x 5% 1/4 W resistors.	0-78		
150	Mixed Value Capacitors.	0-38		
10	10 Read Switches.	0-38		
30	Wire Wound Resistors mixed.	0-78		
25	Assorted presets.	0-78		
30	3 tag terminal strips.	0-78		

**SPECIAL OFFER**  
Avo Meter (107) Mk IV style. Ranges DC to 1000V current to 1 amp AC to 1000V 3 ohmic ranges to 10M ohms. 10,000V DC 1000 AC safely cut-out £40-00. PP £1-15. VAT 8%.

**Plug In Save Batteries!**  
3500 fits into 15A socket 6-7 5-9V  
300mA multiplug outlet £3-30  
A122 3-4, 5, 6, 7, 9, 12V 500mA  
£9-21  
VAT 12 1/2% P & P 55p

**DECS SOLDERLESS BREAD-BOARDING**  
S Dec 70 contacts £1-88  
T Dec 208 contacts £3-63  
U Dec "A" for I.C.s etc £3-89  
U Dec "B" for I.C.s etc £6-99  
VAT 8% P & P 40p

**ANTEX SOLDERING IRONS**  
15W £3-75  
25W £3-95 Stand £1-40  
VAT 8% P & P 46p

**ELECTRONIC CONSTRUCTION KIT**  
10 projects (including electronic organ). No soldering needed £1-29. VAT 8% P & P 70p

**ABS PLASTIC BOXES** inset brass nuts, slots to take P.C. cards flush fitting lid.  
PB1 180mm x 62 x 40 56p  
PB2 100mm x 72 x 40 63p  
PB3 120mm x 100 x 45 70p  
P&P 29p VAT 8%

12 way Greco heavy black plastic terminal block 35p. 15p p&p. Panel fuse holder 1 1/2" completely enclosed pull-out type 25p, 15p pp. 2 x Fuseboards, 2 open 1 1/2" fuse holders 2 1/2 x 3" 30p + pp 15p. VAT 8%.

AMPLIFIER MODULES				
Ref	Model	£	P & P	
10W	(AL30)	£3-75		
25W	(AL60)	£4-57		
35W	(AL80)	£7-15		
125W	(AL250)	£17-25		
Power Supply PS12		£1-30		
Power Supply SPM80		£4-25		

VAT 12 1/2% P & P 35p.  
**Magnetic to Ceramic Cartridge Converter (MPA 30) operating**  
Voltages 20-45 £3-50.  
VAT 12 1/2% p & p 35p.

TRANSFORMERS SPECIAL OFFER				
BE1	Prim 0-120, 0-120V (120 or 240V) Sec 24V 10A	£5-50	P & P £1-68	
BE7	0-110-120-220V Pri. 240V, Sec. 20V 1A.	£1-50	30p p&p	
BE3	100V line to 4V 7/10W £2-05	P & P 66p		
BE4	Prim 120 or 240V 9-0-9 1A	£1-88	P & P 0-38	
BE5	15W matching trans. sec 15Ω suit EL84	£1-50.	P & P 30p. Ref. 30	
240-240	islator 200VA	£4-20	P & P	
BE6	Pri 0-220V sec 4500V 10MA	£4-50	P & P £1-00	
Ref. 42	240-240 islator 250VA	£5-20	P & P 98p.	

**Barrie Electronics Ltd.**  
3, THE MINORIES, LONDON EC3N 1BJ  
TELEPHONE: 01-488 3316/7/8  
NEAREST TUBE STATIONS: ALDGMATE & LIVERPOOL ST.

# STRUTT


**ELECTRICAL AND MECHANICAL ENGINEERING LTD.**

TTLS												
7400	13p	7441	AN	120p	7496	90p	7401	14p	7443	120p	74107	36p
7401	15p	7447	75p	74109	60p		7403	16p	7450	18p	74118	110p
7404	20p	7451	18p	74122	54p		7405	25p	7453	18p	74123	75p
7406	40p	7454	18p	74130	110p		7407	40p	7460	18p	74135	60p
7409	22p	7470	38p	74137	60p		7410	18p	7472	32p	74145	95p
7411	26p	7473	36p	74150	130p		7412	25p	7474	38p	74151	90p
7412	25p	7474	38p	74153	80p		7412AN	28p	7476	38p	74156	90p
7413	40p	7480	154p	74156	86p		7416	40p	7481	110p	74157	98p
7416	40p	7481	110p	74157	98p		7417	40p	7482	100p	74161	110p
7420	18p	7483	100p	74163	100p		7421	40p	7484	110p	74167	320p
7421	40p	7484	110p	74167	320p		7425	33p	7486	36p	74174	110p
7426	43p	7490	36p	74174	110p		7430	18p	7491AN	84p	74180	110p
7430	18p	7491AN	84p	74180	110p		7432	38p	7492	58p	74181	320p
7437	38p	7493	36p	74182	150p		7438	38p	7494	90p	74191	120p
7440	18p	7495	75p	74191	120p							

**★ SUPERSAVERS ★**  
741's 5 for £1-00. TIL209 10 for £1-00. 555 4 for £1-00. BAX13 20 for £1-00. 6V2 Zener 20 for £1-00

500mw  
2FP, BZX83C, BZY88C, 8p each.  
1N914 4p, 1N916 4p, 1N4001 6p, 1N4002 6p, 1N4003/4 7p, 1N4005/6/7 8p, 1N4148/9 9p.  
Resistors 0-25w 2-2ohms-4-7M 1-5p each 0-5w 2-2ohms-4-7M 2p each 1w 2-2ohms-10M 5p each.  
**ADD 25p P&P. VAT 8%.**

**STRUTT**  
**ELECTRICAL AND MECHANICAL ENGINEERING LTD.,**  
3C BARLEY MARKET STREET, TAVISTOCK, DEVON.  
Tel.: Tavistock 5439



LOW PROFILE DIL SOCKETS. TIN PLATED.				
Prices Per	1	5	10	25
8 Pin	12p	65p	£1-20	£2-50
14 Pin	14p	70p	£1-30	£3-00
16 Pin	15p	85p	£1-60	£3-40
28 Pin	28p	£1-50	£2-80	£6-00
40 Pin	44p	£2-10	£4-00	£9-00

STANDARD PROFILE DOUBLE SIDED DIL-SOCKETS.				
14 Pin	14p	65p	£1-25	£3-00
16 Pin	15p	70p	£1-35	£3-25

MOUNTING PADS				
TO5 4 Hole	9p	40p		
TO18 4 Hole	9p	40p		

CONVERTERS				
TO99 TO DIL	55p	£2-50		
TO100 TO DIL	55p	£2-50		
TO92/98 TO TO5	9p	40p		
TO18 TO TO5	9p	40p		
TO88 TO505	9p	40p		

DIODE CRADLES				
10p	45p			
TO3	1 @ 14p			

# Master computers

At home. The new **practical** way.

The computer is entering every aspect of modern life and will continue to do so on an ever increasing scale . . . Do you understand the basic principles behind its operation? We can show you in a practical and interesting way . . .

A new home study course on digital electronics and the basics of modern computer technology. Full experimental programme of PRACTICAL WORK on demonstration panel.



**Easy, fast and exciting!**  
**No previous knowledge needed.**

FOR FREE DETAILS with no obligation  
Post to:- British National Electronics School,  
P.O. Box 156, Jersey, Channel Islands.

NAME.....  
ADDRESS .....

W 9

Speed up your precision work with

## MINIATURE POWER EQUIPMENT

### NEW! The P2 Mk2 DRILL

With detachable head £18.00 pp 86p  
In storage case, room for transformer £19.50 pp 86p  
In case with variable transformer £29.00 pp 86p  
S2 Drill stand (holds both drills) £18.50 pp 106p

**S2 DRILL STAND** A robust, all metal stand with ample throat dimensions. Will take both P1 and P2 Drills. **£18.50 pp 106p.**

**SUPER 30 KIT** 30 tools incl. Drill P1—without stand. **£19.39 pp £1.**

**P1 DRILL** £9.67 pp 38p

**S1 DRILL STAND** £5.13 pp 38p

**FLEXIBLE DRIVE SHAFT** £5.94 pp 34p

#### TRANSFORMERS

Continuous a/c 12v. D/C

£7.56 pp 81p

Variable speed a/c 12v. D/C

£9.50 pp 81p

Drills, Stones, Burrs etc. 40p each. Circular Saw Blades—set of 4 with Arbor **£3.50.** P&P any quantity 25p. Please send 9" x 4" S.A.E. for leaflet and order form.

All prices include VAT



#### HAVE YOU TRIED SPADE DRILLS

for printed circuit boards and other soft materials? No clogging - cooler - cleaner holes - there's a range of sizes, 0.1 to 2.5mm

S2

### BRAND NEW SURPLUS MODULES

AND OTHER ITEMS

**2 STAGE STEREO PRE-AMP** on 6" x 7 1/2" P.C.B. 4 push buttons, gram, tape in/out, aux. on/off. 4 slider controls, vol., bal., bass., treble, input approx. 100mV for 300mV out with knobs. **Now only £6.00**

**STEREO POWER AMP** to match on 6 1/2" x 5 1/2" P.C.B. 10W + 10W out for 60mV in. Includes rect., smoothing and supply for pre-amp. **Bargain at only £4.90**

Build your own music centre **SPECIAL OFFER PRE-AMP & POWER AMP** Pair only **£10.00**

**TRANSFORMER** to suit 240v/22v 1 1/2A **£2.70**

**ELAC SPEAKERS** 8", 8Ω with tweeter cone. pair **£8.50**

**STEREO GRAM AMP** on 12" x 1 1/2" P.C.B. 3W + 3W for 100mV in controls, vol., bal., treble, bass, requires 16v DC for 8Ω L.S. or 25v DC for 15Ω L.S. **£5.90**

Suitable 14v transformer and rect. ordered with gram amp **£2.00**

Singly **£2.50**

**MW & LW RECEIVER** on 6 1/2" x 3" P.C.B. complete with drive and cursor, ferrite aerial & knobs. Good sensitivity and volume. Needs only 9v or 6v batt. and 8Ω speaker. **£3.00**

**POWER TRANSFORMER** 240v in, 36v out 2 1/2A continuous plus 24v 1/2A with 18v tap will power suitable 35W + 35W amp. drop through type. Impregnated.

Quantity available. Exceptional value at **£4.90** weighs nearly 4lb—hence **£3.90** to callers.

**PUSH SWITCHES** with modern square buttons. 8 switches on bar, 4 independent plus 4 inter-dependent latching. As used on music centres etc. **£1.50**

**NIKKI C90 BLANK CASSETTES**, Ferric Oxide. Low noise, good response. Suitable high quality. Try one for **95p**, 10 for **£8.00**.

Cash with order. Prices inc. P & P and V.A.T.

### ELECTRONICAL SUPPLIES CROYDON

40, Lower Addiscombe Rd.,  
Croydon, CRO 6AA.  
Tel: 01-688-2950.



**PRECISION PETITE LTD**

119a HIGH STREET

TEDDINGTON MIDDLESEX TW11 8HG

Tel. 01-977 0878

# 15-240 Watts!

## HY5 Preamplifier

The HY5 is a mono hybrid amplifier ideally suited for all applications. All common input functions (mag Cartridge, tuner, etc) are catered for internally. The desired function is achieved either by a multi-way switch or direct connection to the appropriate pins. The internal volume and tone circuits merely require connecting to external potentiometers (not included). The HY5 is compatible with all I.L.P. power amplifiers and power supplies. To ease construction and mounting a P.C. connector is supplied with each pre-amplifier.

**FEATURES:** Complete pre-amplifier in single pack—Multi-function equalization—Low noise—Low distortion—High overload—Two simply combined for stereo.

**APPLICATIONS:** Hi-Fi—Mixers—Disco—Guitar and Organ—Public address

**SPECIFICATIONS:**

INPUTS: Magnetic Pick-up 3mV; Ceramic Pick-up 30mV; Tuner 100mV; Microphone 10mV; Auxiliary 3-100mV; input impedance 4-7k $\Omega$  at 1kHz


OUTPUTS: Tape 100mV; Main output 500mV R.M.S.

ACTIVE TONE CONTROLS: Treble  $\pm$  12dB at 10kHz; Bass  $\pm$  at 100Hz.

DISTORTION: 0-1% at 1kHz. Signal/Noise Ratio 68dB.

OVERLOAD: 38dB on Magnetic Pick-up. SUPPLY VOLTAGE  $\pm$  16-50V.

Price  $\pounds$ 6-27 + 78p VAT P&P free.



## HY30 15 Watts into 8 $\Omega$

The HY30 is an exciting New kit from I.L.P. It features a virtually indestructible I.C. with short circuit and thermal protection. The kit consists of I.C., heatsink, P.C. board, 4 resistors, 6 capacitors, mounting kit, together with easy to follow construction and operating instructions. This amplifier is ideally suited to the beginner in audio who wishes to use the most up-to-date technology available.

**FEATURES:** Complete Kit—Low Distortion—Short, Open and Thermal Protection—Easy to Build.

**APPLICATIONS:** Updating audio equipment—Guitar practice amplifier—Test amplifier—audio oscillator.


**SPECIFICATIONS:**

OUTPUT POWER 15W R.M.S. into 8 $\Omega$ ; DISTORTION 0-1% at 1-5W.

INPUT SENSITIVITY 500mV. FREQUENCY RESPONSE 10Hz-16kHz—3dB.

SUPPLY VOLTAGE  $\pm$  18V.

Price  $\pounds$ 6-27 + 78p VAT P&P free.



## HY50 25 Watts into 8 $\Omega$

The HY50 leads I.L.P.'s total integration approach to power amplifier design. The amplifier features an integral heatsink together with the simplicity of no external components. During the past three years the amplifier has been refined to the extent that it must be one of the most reliable and robust High Fidelity modules in the World.

**FEATURES:** Low Distortion—Integral Heatsink—Only five connections—7 amp output transistors—No external components

**APPLICATIONS:** Medium Power Hi-Fi systems—Low power disco—Guitar amplifier

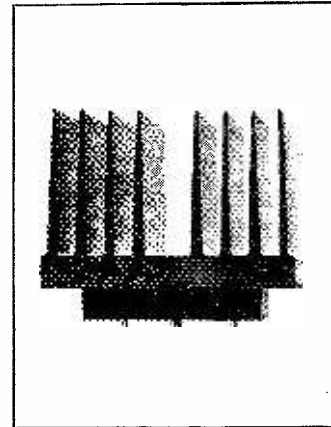
**SPECIFICATIONS:** INPUT SENSITIVITY 500mV

OUTPUT POWER 25W RMS into 8 $\Omega$  LOAD IMPEDANCE 4-16 $\Omega$  DISTORTION 0-04% at 25W at 1kHz

SIGNAL/NOISE RATIO 75dB FREQUENCY RESPONSE 10Hz-45kHz—3dB.

SUPPLY VOLTAGE  $\pm$  25V SIZE 105 50 25mm

Price  $\pounds$ 8-18 +  $\pounds$ 1-02 VAT P&P free



## HY120 60 Watts into 8 $\Omega$

The HY120 is the baby of I.L.P.'s new high power range. Designed to meet the most exacting requirements including load line and thermal protection this amplifier sets a new standard in modular design.

**FEATURES:** Very low distortion—Integral heatsink—Load line protection—Thermal protection—Five connections—No external components

**APPLICATIONS:** Hi-Fi—High quality disco—Public address—Monitor amplifier—Guitar and organ

**SPECIFICATIONS:**

INPUT SENSITIVITY 500mV.

OUTPUT POWER 60W RMS into 8 $\Omega$  LOAD IMPEDANCE 4-16 $\Omega$  DISTORTION 0-04% at 60W at 1kHz

SIGNAL/NOISE RATIO 90dB FREQUENCY RESPONSE 10Hz-45kHz—3dB SUPPLY VOLTAGE  $\pm$  35V

SIZE 114 50 85mm

Price  $\pounds$ 19-01 +  $\pounds$ 1-52 VAT P&P free.

## HY200 120 Watts into 8 $\Omega$

The HY200 now improved to give an output of 120 Watts has been designed to stand the most rugged conditions such as disco or group while still retaining true Hi-Fi performance.

**FEATURES:** Thermal shutdown—Very low distortion—Load line protection—Integral heatsink—No external components

**APPLICATIONS:** Hi-Fi—Disco—Monitor—Power slave—Industrial—Public Address

**SPECIFICATIONS:**

INPUT SENSITIVITY 500mV

OUTPUT POWER 120W RMS into 8 $\Omega$  LOAD IMPEDANCE 4-16 $\Omega$  DISTORTION 0-05% at 100W at 1kHz.

SIGNAL/NOISE RATIO 96dB FREQUENCY RESPONSE 10Hz-45kHz—3dB SUPPLY VOLTAGE  $\pm$  45V

SIZE 114 50 85mm

Price  $\pounds$ 27-99 +  $\pounds$ 2-24 VAT P&P free.

## HY400 240 Watts into 4 $\Omega$

The HY400 is I.L.P.'s "Big Daddy" of the range producing 240W into 4 $\Omega$ ! It has been designed for high power disco and other applications. If the amplifier is to be used at continuous high power levels a cooling fan is recommended. The amplifier includes all the qualities of the rest of the family to lead the market as a true high power hi-fidelity power module.

**FEATURES:** Thermal shutdown—Very low distortion—Load line protection—No external components.

**APPLICATIONS:** Public address—Disco—Power slave—Industrial


**SPECIFICATIONS:**

OUTPUT POWER 240W RMS into 4 $\Omega$  LOAD IMPEDANCE 4-16 $\Omega$  DISTORTION 0-1% at 240W at 1kHz

SIGNAL NOISE RATIO 94dB FREQUENCY RESPONSE 10Hz-45kHz—3dB SUPPLY VOLTAGE  $\pm$  45V

INPUT SENSITIVITY 500mV SIZE 114 100 85mm

Price  $\pounds$ 38-61 +  $\pounds$ 3-09 VAT P&P free.



## POWER SUPPLIES

PSU36 suitable for two HY30's  $\pounds$ 6-44 plus 81p VAT. P/P free.

PSU50 suitable for two HY50's  $\pounds$ 8-18 plus 21-02 VAT. P/P free.

PSU70 suitable for two HY120's  $\pounds$ 14-58 plus  $\pounds$ 1-17 VAT. P/P free.

PSU90 suitable for one HY200  $\pounds$ 15-19 plus  $\pounds$ 1-21 VAT. P/P free.

PSU180  $\pounds$ 25-42 +  $\pounds$ 2-03 VAT.

B1  $\pounds$ 0-48 +  $\pounds$ 0-06 VAT.

TWO YEARS' GUARANTEE ON ALL OUR PRODUCTS

I.L.P. ELECTRONICS LTD., CROSSLAND HOUSE, NACKINGTON CANTERBURY, KENT, CT4 7AD.

**I.L.P. ELECTRONICS LTD.,**  
**CROSSLAND HOUSE, NACKINGTON,**  
**CANTERBURY, KENT, CT4 7AD.**  
Tel: (0227) 64723.

Please Supply \_\_\_\_\_  
Total Purchase Price \_\_\_\_\_  
I Enclose Cheque  Postal Orders  Money Order   
Please debit my Access account  Barclaycard account   
Account number \_\_\_\_\_  
Name and Address \_\_\_\_\_  
Signature \_\_\_\_\_

Regd No. 1032630.

# Marshall's

Come and get a great deal

Call in and see us 9-5.30 Mon-Fri 9-5.00 Sat  
Express Mail Order Tel. orders on credit cards £10 min.  
Trade and export enquiries welcome

**Retail Sales London:** 40 Cricklewood Bdw, NW2 3ET. Tel. 01-452 0161/2. Telex. 21492. **London:** 325 Edgware Rd, W2. Tel. 01-723 4242. **Glasgow:** 85 West Regent St, G2 2QD. Tel. 041-332 4133. **Bristol:** 1 Straits Pde, Fishponds Rd, BS16 2LX. Tel. 0272 654201.

2N929	0-37	2N3417	0-25	2N4062	0-20	2N5245	0-37	AF105	0-60	BC182L	0-15	AY-3-8500	CA3082	3-75	LM341P240-80	LM923	0-50	LM78L05CZ	0-30	SN760181KE	1-60		
2N930	0-37	2N3439	0-85	2N4121	0-27	2N5248	0-44	AF109	0-82	BC183A	0-12	CA3000	3-30	CA3084	1-10	LM3498N	0-95	LM1303N1	1-15	LM78L12CZ	0-30	SN76023N1-50	1-60
2N1131	0-32	2N3441	0-92	2N4122	0-27	2N5293	0-44	AF114	0-70	BC183LA	0-15	CA3001	6-50	CA3085	1-10	LM3709N	0-60	LM1304N1	1-52	SN76023KD	0-30	SN76023ND	1-30
2N1303	0-80	2N3442	1-45	2N4123	0-19	2N5294	0-44	AF115	0-70	AC194	0-12	CA3002	3-30	CA3086	3-80	LM3600N	0-30	LM1305N1	1-52	LM78224CZ	0-30	SN76032N3-35	1-60
2N1305	0-80	2N3555	0-25	2N4124	0-19	2N5401	0-44	AF118	0-70	BC184L	0-15	CA3003	3-30	CA3070	1-90	LM3709N	0-30	LM1307N1	1-22	LM78224CZ	0-30	SN76110N1-30	1-60
2N1501	0-35	2N3566	0-25	2N4125	0-19	2N5411	1-65	AF124	0-70	BC205	0-17	CA3005	2-50	CA3071	1-90	LM3711N	2-35	LM1310N1	2-10	SN76115N1-65	1-60	SN76116N1-80	1-60
2N1613	0-30	2N3567	0-25	2N4126	0-19	2N5447	0-16	AF139	0-75	BC212A	0-15	CA3006	4-60	CA3072	1-90	LM350K	6-45	LM1351N1	3-30	SN76116N1-80	1-60	SN76117N1-30	1-60
2N1637	0-72	2N3638	0-17	2N4235	1-35	2N5448	0-16	AF200	1-30	BC212LA	0-15	CA3007	4-15	CA3073	1-90	LM350K	6-45	LM1351N1	3-30	SN76117N1-30	1-60	SN76118N1-30	1-60
2N1890	0-30	2N3639	0-38	2N4236	1-65	2N5449	0-20	AF201	1-30	BC213L	0-15	CA3008	2-55	CA3074	2-12	LM350K	6-45	LM1351N1	3-30	SN76118N1-30	1-60	SN76119N1-30	1-60
2N1893	0-30	2N3644	0-40	2N4237	1-65	2N5457	0-35	AF239	0-70	BC213LA	0-17	CA3012	1-85	CA3080A	2-10	LM350K	6-45	LM1351N1	3-30	SN76119N1-30	1-60	SN76120N1-30	1-60
2N1991	1-10	2N3662	0-25	2N4240	1-76	2N5458	0-35	AF240	1-25	BC214	0-17	CA3013	1-85	CA3080A	2-10	LM350K	6-45	LM1351N1	3-30	SN76120N1-30	1-60	SN76121N1-30	1-60
2N2193	0-50	2N3663	0-29	2N4250	0-20	2N5555	0-65	AF279	0-88	BC214L	0-18	CA3014	2-20	CA3086	0-50	LM350K	6-45	LM1351N1	3-30	SN76121N1-30	1-60	SN76122N1-30	1-60
2N2194	0-40	2N3665	0-24	2N4250	0-20	2N5555	0-65	AF289	0-95	BC237B	0-15	CA3018	0-75	CA3088F	1-87	LM350K	6-45	LM1351N1	3-30	SN76122N1-30	1-60	SN76123N1-30	1-60
2N2217	0-55	2N3703	0-14	2N4266	0-32	2N6122	0-44	ASV28	1-30	BC238B	0-13	CA3020	2-20	CA3090Q	4-40	LM350K	6-45	LM1351N1	3-30	SN76123N1-30	1-60	SN76124N1-30	1-60
2N2218	0-35	2N3704	0-14	2N4266	0-32	2N6123	0-48	ASV28	1-30	BC238B	0-13	CA3020	2-20	CA3090Q	4-40	LM350K	6-45	LM1351N1	3-30	SN76124N1-30	1-60	SN76125N1-30	1-60
2N2219	0-35	2N3705	0-14	2N4267	0-32	2N6124	0-45	BC107	0-16	BC256A	0-29	CA3020A	2-50	CA3130	1-06	LM350K	6-45	LM1351N1	3-30	SN76125N1-30	1-60	SN76126N1-30	1-60
2N2221	0-25	2N3706	0-14	2N4268	0-32	2N6125	0-47	BC107	0-16	BC257A	0-18	CA3021	2-40	CA3140	1-04	LM350K	6-45	LM1351N1	3-30	SN76126N1-30	1-60	SN76127N1-30	1-60
2N2222	0-25	2N3707	0-14	2N4268	0-32	2N6228	0-50	BC109	0-16	BC258B	0-24	CA3022	2-20	LOBST1	2-25	LM350K	6-45	LM1351N1	3-30	SN76127N1-30	1-60	SN76128N1-30	1-60
2N2270	0-49	2N3708	0-12	2N4302	0-31	257023	3-30	BC113	0-22	BC259B	0-19	CA3023	2-20	LM114H	2-75	LM350K	6-45	LM1351N1	3-30	SN76128N1-30	1-60	SN76129N1-30	1-60
2N2368	0-27	2N3709	0-12	2N4302	0-31	257023	3-30	BC114	0-22	BC259B	0-19	CA3023	2-20	LM114H	2-75	LM350K	6-45	LM1351N1	3-30	SN76129N1-30	1-60	SN76130N1-30	1-60
2N2369	0-27	2N3710	0-12	2N4303	0-33	40232	0-60	BC115	0-22	BC262B	0-26	CA3028A	0-90	LM301A	1-00	LM350K	6-45	LM1351N1	3-30	SN76130N1-30	1-60	SN76131N1-30	1-60
2N2483	0-30	2N3711	0-12	2N4342	0-60	40311	0-55	BC116	0-21	BC263B	0-26	CA3028B	1-25	LM301	8-30	LM350K	6-45	LM1351N1	3-30	SN76131N1-30	1-60	SN76132N1-30	1-60
2N2613	0-90	2N3712	1-39	2N4402	0-20	40316	0-95	BC118	0-22	BC264B	0-65	CA3029	0-75	LM307N	0-50	LM350K	6-45	LM1351N1	3-30	SN76132N1-30	1-60	SN76133N1-30	1-60
2N2646	0-80	2N3714	1-55	2N4403	0-20	40363	1-45	BC135	0-22	BC307B	0-16	CA3029A	0-90	LM308H	1-20	LM555CN	0-33	LM350K	6-45	SN76133N1-30	1-60	SN76134N1-30	1-60
2N2648	1-10	2N3716	1-70	2N4422	0-83	40389	0-70	BC136	0-21	BC308B	0-16	CA3030	1-50	LM308N	0-45	LM555CN	0-33	LM350K	6-45	SN76134N1-30	1-60	SN76135N1-30	1-60
2N2904	0-31	2N3719	0-26	2N4427	0-58	40440	0-82	BC137	0-22	BC309C	0-16	CA3030A	2-50	LM309N	0-45	LM555CN	0-33	LM350K	6-45	SN76135N1-30	1-60	SN76136N1-30	1-60
2N2905	0-31	2N3819	0-36	2N4870L	0-58	40440	0-82	BC138	0-24	BC309C	0-16	CA3033	3-70	LM309K	0-95	LM701B	2-39	LM350K	6-45	SN76136N1-30	1-60	SN76137N1-30	1-60
2N2906	0-25	2N3820	0-39	2N4871L	0-51	40512	1-70	BC140	0-30	BC328	0-20	CA3035	1-95	LM317K	3-35	LM701C	2-99	LM350K	6-45	SN76137N1-30	1-60	SN76138N1-30	1-60
2N2907	0-25	2N3821	0-95	2N4898	1-55	40594	0-87	BC141	0-32	BC337	0-20	CA3035	1-95	LM320T5	2-15	LM703L	1-15	LM350K	6-45	SN76138N1-30	1-60	SN76139N1-30	1-60
2N2923	0-17	2N3827	0-27	2N4902	2-20	40595	0-98	BC142	0-32	BC414	0-17	CA3036	1-21	LM320T12	1-15	LM709	0-70	LM350K	6-45	SN76139N1-30	1-60	SN76140N1-30	1-60
2N2924	0-17	2N3854A	0-30	2N4903	2-75	40673	0-80	BC147	0-13	BC415	0-16	CA3038	2-40	LM320T15	1-15	LM709-8	0-50	LM350K	6-45	SN76140N1-30	1-60	SN76141N1-30	1-60
2N2925	0-19	2N3854	0-30	2N4903	2-75	40673	0-80	BC148	0-15	BC416	0-17	CA3038	2-40	LM320T15	1-15	LM709-14	0-49	LM350K	6-45	SN76141N1-30	1-60	SN76142N1-30	1-60
2N3011	0-37	2N3856A	0-19	2N4904	1-85	AC127	0-48	BC149	0-15	BC547A	0-13	CA3038A	4-10	LM320T24	1-15	LM710	0-67	LM350K	6-45	SN76142N1-30	1-60	SN76143N1-30	1-60
2N3020	0-75	2N3858A	0-20	2N4905	2-40	AC126	0-48	BC153	0-30	BC547B	0-13	CA3040	3-75	LM320MP5	1-15	LM710-8	0-70	LM350K	6-45	SN76143N1-30	1-60	SN76144N1-30	1-60
2N3053	0-25	2N3859A	0-22	2N4920	0-83	AC151	0-43	BC154	0-30	BC548	0-13	CA3041	1-65	LM320MP12	1-15	LM711C	0-72	LM350K	6-45	SN76144N1-30	1-60	SN76145N1-30	1-60
2N3054	0-72	2N3860	0-18	2N5086	0-30	AC152	0-54	BC157A	0-15	BC549B	0-14	CA3042	1-65	LM320MP15	1-15	LM712C	0-75	LM350K	6-45	SN76145N1-30	1-60	SN76146N1-30	1-60
2N3055	0-75	2N3866	1-98	2N5087	0-30	AC153	0-59	BC158B	0-15	BC558	0-13	CA3043	2-20	LM320MP15	1-15	LM723C	0-72	LM350K	6-45	SN76146N1-30	1-60	SN76147N1-30	1-60
2N3106	0-75	2N3865A	0-18	2N5088	0-30	AC153K	0-59	BC159B	0-17	BC559	0-15	CA3045	1-58	LM320MP22	1-15	LM726	0-80	LM350K	6-45	SN76147N1-30	1-60	SN76148N1-30	1-60
2N3133	0-50	2N3904	0-18	2N5089	0-30	AC176	0-54	BC160	0-38	BCY54	2-40	CA3046	0-77	LM320MP24	1-15	LM728	0-80	LM350K	6-45	SN76148N1-30	1-60	SN76149N1-30	1-60
2N3242	0-68	2N3905	0-18	2N5129	0-62	AC176K	0-90	BC167B	0-13	BCY70	0-21	CA3047	3-75	LM320MP24	1-15	LM728	0-80	LM350K	6-45	SN76149N1-30	1-60	SN76150N1-30	1-60
2N3250	0-35	2N3906	0-18	2N5130	0-22	AC187	0-59	BC168B	0-13	BCY70	0-21	CA3048	2-45	LM320MP24	1-15	LM728	0-80	LM350K	6-45	SN76150N1-30	1-60	SN76151N1-30	1-60
2N3301	0-45	2N3962	0-95	2N5131	0-22	AC187K	0-65	BC169B	0-13	BCY71	0-26	CA3049	1-98	LM320MP24	1-15	LM728	0-80	LM350K	6-45	SN76151N1-30	1-60	SN76152N1-30	1-60
2N3302	0-39	2N4031	0-55	2N5137	0-22	AC188	0-54	BC170B	0-19	BCY72	0-18	CA3050	2-66	LM320MP24	1-15	LM728	0-80	LM350K	6-45	SN76152N1-30	1-60	SN76153N1-30	1-60
2N3392	0-17	2N4032	0-85	2N5143	0-22	AC188K	0-65	BC171B	0-17	BCY78	2-40	CA3051	1-83	LM320MP24	1-15	LM728	0-80	LM350K	6-45	SN76153N1-30	1-60	SN76154N1-30	1-60
2N3394	0-17	2N4033	0-30	2N5149	0-58	ACY11	1-00	BC172C	0-15	BD121	2-23	CA3052	0-77	LM320MP24	1-15	LM728	0-80	LM350K	6-45	SN76154N1-30	1-60	SN76155N1-30	1-60
2N3397	0-19	2N4036	0-72	2N5190	0-65	ACY22	0-65	BC173C	0-17	BD151	0-55	CA3053	0-77	LM341P5	0-80	LM911	0-50	LM7284KC	1-75	SN76155N1-30	1-60	SN76156N1-30	1-60
												CA3059	2-10	LM341P150	0-80	LM921	0-50	LM7284KC	1-75	SN76156N1-30	1-60	SN76157N1-30	1-60

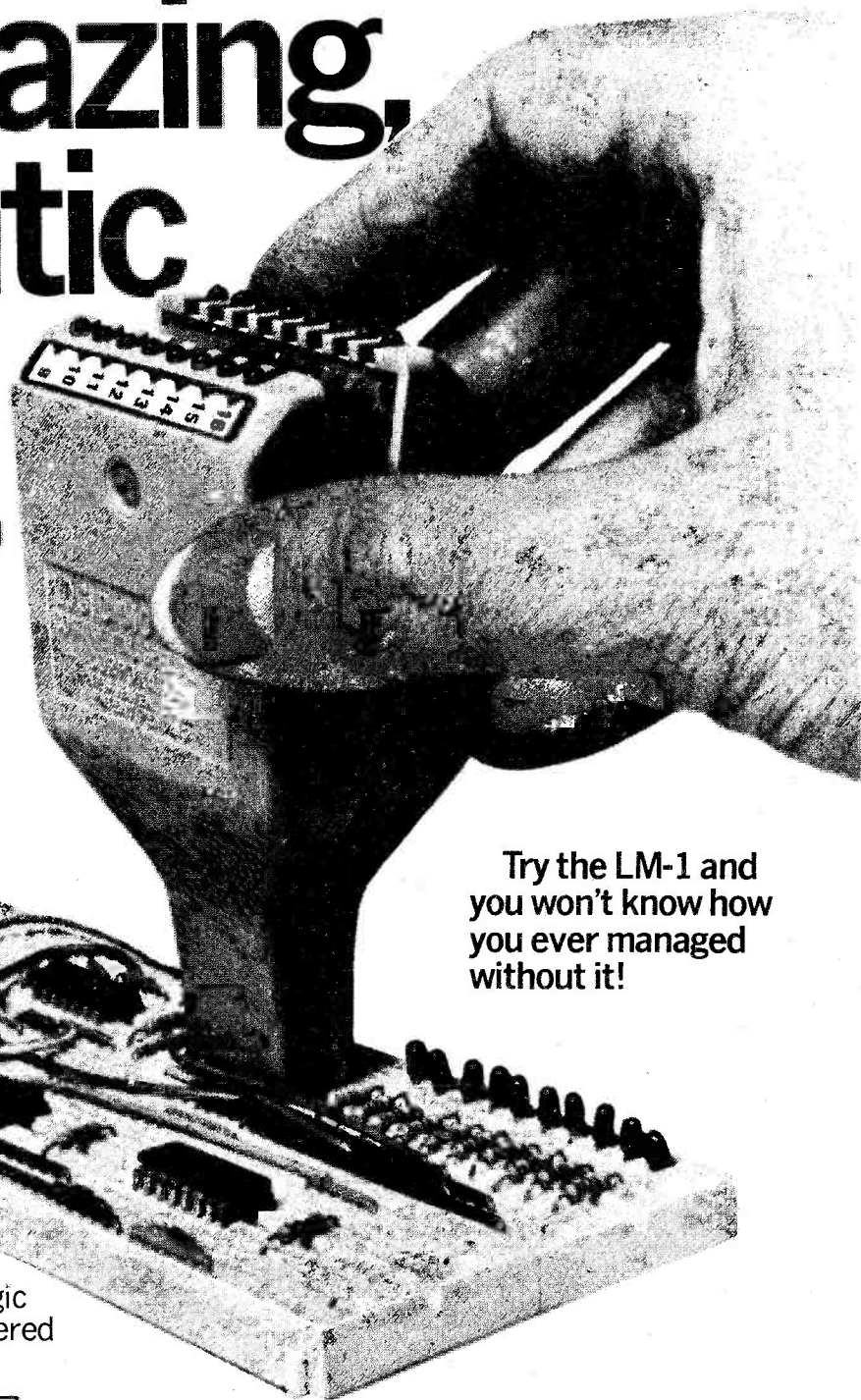
1978 CATALOGUE IS AVAILABLE NOW!  
LOTS OF NEW PRODUCTS AND IDEAS.  
PRICE 45p POST PAID OR 35p to CALLERS.

Prices correct at 4 July 1978. All prices include VAT, p & p 40p.

**OSMABET LTD** We make transformers amongst other things  
**LOW VOLTAGE TRANSFORMERS:** Prim 240V ac.  
6-3V 1.5A £2-45; 3A £2-85;



# The amazing, automatic Logic Monitor LM-1.



Just clip it over your IC.  
It instantly and accurately shows both static and dynamic logic states, on a bright, 16-LED display.  
It finds its own power.

It cuts out guesswork, saves time, and eliminates the risk of short-circuits.

LM-1 is suitable for all dual-in-line logic ICs; DTL, TTL, HTL, CMOS; up to 16 pins.

LED on = logic state 1 (high), LED off = logic state 0 (low), and each LED is clearly numbered 1 to 16 in the conventional IC pattern.

Try the LM-1 and you won't know how you ever managed without it!

#### Brief specification

Input Threshold	2V ± 0.2 volts.
Input Impedance	100,000 Ohms
Input Voltage Range	4 volts minimum 15 volts maximum across any two or more input leads
Maximum Current Drain	200 mA @ 10 volts
Maximum Input Frequency*	10,000 Hz 50% duty cycle
Operating Temperature Range	0°C to 50°C
Weight	3 ounces (85 grams)
Maximum Dimensions	4.0 x 2.0 x 1.8"
	102 x 51 x 45 mm

\*LM-1 will respond to signals up to 0.1MHz when the input signal swing exceeds the threshold voltage by more than 0.5 volts.

#### Applications

Design, breadboarding, testing and checking new logic systems.  
Direct real-time monitoring of logic function in operating equipment.  
Long-term testing of individual ICs.  
Identification of unused elements, to find room for an extra gate, clock etc.  
Observing relationships between ICs on different boards of multiple board systems (you need more than one LM-1 to observe simultaneously, of course).  
Plus dozens of other uses. You'll find them.

#### It's Easy to Order

Ring us (01-890 0782) with your Access, Barclaycard or American Express number and your order will be in the post that night. Alternatively, send a cheque, or postal order (don't send credit cards!) and it still only takes a few days. Otherwise ask for our complete catalogue.

# ONLY £28.70

Plus 8% VAT, plus post and packaging total £32.34, including box and instruction manual.

CONTINENTAL SPECIALTIES CORPORATION  
**CSC**

CONTINENTAL SPECIALTIES CORPORATION (UK) LTD. SPUR ROAD, NORTH FELTHAM TRADING ESTATE, FELTHAM, MIDDLESEX TW14 0TJ. TELEPHONE: 01-890 0782.  
REG IN LONDON: 1303780 VAT NO: 224 8074 71 TRADE MARK APPLIED FOR CSC (UK) LTD 1977. DEALER ENQUIRIES WELCOME. TELEX: 8813669 CSCLTD.

TTLS BY TEXAS				LINEAR I.C.s				TRANSISTORS				DIODES											
7400	13p	7497	180p	74221	160p	74LS192	140p	74C157	250p	*MC1496	100p	AC127/8	20p	BFY51/2	22p	TIP41C	78p	2N3866	90p	*B1Y127	12p		
7401	14p	74100	130p	74251	160p	74LS193	140p	74C160	15p	*AY1-0212	600p	AD14/8	70p	BFY56	33p	TIP42C	70p	*2N3903/4	18p	*OA47	9p		
7402	14p	74105	65p	74259	250p	74LS195	140p	74C161	155p	*AY1-1313	668p	AD161/2	45p	BFY90	90p	TIP2955	78p	*2N4036	65p	*OA81	15p		
7403	14p	74105	65p	74278	290p	74LS221	100p	74C162	155p	*AY1-5050	212p	BC107/8	11p	BLY83	700p	TIP3055	70p	*2N4038/9	12p	*OA85	15p		
7404	17p	74107	34p	74279	190p	74LS240	245p	74C164	120p	*AY5-1317	636p	BC109	11p	BRV39	45p	TIS43	34p	*2N4060	12p	*OA90	9p		
7405	18p	74109	55p	74283	140p	74LS242	245p	74C173	120p	*AY5-1320	636p	BC147/8	9p	BSX19/20	20p	TIS93	30p	*2N4061/2	18p	*OA95	9p		
7406	32p	74110	55p	74284	400p	74LS243	245p	74C174	160p	*CA5019	90p	BC149	10p	*BU108	250p	*ZTX108	12p	*2N4123/4	12p	*OA200	9p		
7407	32p	74111	70p	74290	150p	74LS245	245p	74C175	210p	*CA5046	70p	NE543K	225p	*BU108	250p	*ZTX300	13p	*2N4125/6	22p	*OA202	10p		
7408	19p	74116	200p	74294	150p	74LS245	245p	74C192	150p	*CA3048	225p	NE555	30p	*BU208	200p	*ZTX500	15p	*2N4289	20p	*1N914	4p		
7409	19p	74116	200p	74293	150p	74LS251	200p	74C193	150p	*CA3080E	72p	NE556	70p	*BU208	200p	*ZTX502	30p	*2N4401/3	27p	*1N919	7p		
7410	15p	74119	210p	74294	200p	74LS257	120p	74C194	220p	*CA3080E	225p	NE561B	425p	*BU406	145p	*ZTX504	30p	*2N4477	90p	*1N918	4p		
7411	24p	74120	110p	74298	200p	74LS259	175p	74C195	110p	*CA3090AQ	375p	NE562B	425p	MJ481	175p	2N457A	250p	*2N5087	27p	1N4001/2	5p		
7412	20p	74121	28p	74365	150p	74LS298	225p	74C221	175p	CA3130S	375p	NE565	155p	MJ491	200p	2N696	35p	*2N5089	27p	1N4003/4	6p		
7413	30p	74122	48p	74367	150p	74LS374	195p	4000	SERIES	CA3140E	70p	NE567	155p	MJ2955	100p	2N697	45p	*2N5172	27p	1N4005	6p		
7414	60p	74123	55p	74368	150p	81LS95	160p	4001	17p	CA3160E	75p	RC4151	400p	MJ3001	225p	2N706A	20p	2N5179	27p	1N4006/7	7p		
7415	27p	74125	85p	74390	200p	81LS96	160p	4002	17p	FX209	750p	*SN76003N	175p	*MC212/3	11p	*MJE340	65p	2N788A	20p	2N5191	83p		
7417	27p	74126	60p	74393	200p	81LS97	160p	4006	95p	ICL7106	925p	*SN76013N	140p	*BC194	11p	MJE2955	100p	2N818	45p	2N5191/3	14p		
7421	40p	74132	75p	74490	225p	81LS98	160p	4007	18p	ICL8038	360p	*SN76013N	140p	*BC461	36p	MJE3055	70p	2N830	18p	1N5404/7	19p		
7422	22p	74136	75p	74 LS		8725	230p	4008	80p	LM301A	340p	*SN76023N	120p	BC477/8	30p	*MPE102	45p	2N1131/2	25p	*2N5296	55p		
7423	34p	74141	70p	SERIES		9301	160p	4009	40p	LM301A	340p	*SN76023N	120p	*BC517/8	50p	*MPE105/6/40	2N1711	25p	*2N5457	40p	1 W	15p	
7425	20p	74145	90p	74LS02	22p	9308	316p	4010	50p	LM318	200p			*BC547B	16p	*MPSA06	30p	2N2102	60p	*2N5459	40p	SPECIAL OFFERS	
7426	40p	74145	90p	74LS02	22p	9308	316p	4011	17p	LM324	70p			*MPSA12	50p	*MPSA56	32p	2N2160	120p	*2N5460	40p	100 + 741	
7427	34p	74147	190p	74LS04	22p	9310	275p	4012	18p	LM339	90p	*SN76033N	175p	*BC557B	16p	*MPSU06	63p	2N2219A	20p	*2N5462	48p	E17	
7428	36p	74148	150p	74LS08	22p	9312	160p	4013	50p	LM348	95p	*TBA641B11		*BC559C	18p	*MPSU6	63p	2N2522A	20p	*2N5627	48p	E17	
7430	17p	74150	100p	74LS10	24p	9314	165p	4014	84p	*LM377	175p					*MPSU6	63p	2N2689A	16p	2N6247	190p	100 + 555	
7432	30p	74151A	70p	74LS13	45p	9316	225p	4015	84p	*LM380	95p	BCY70	18p	*OC28	130p	2N2484	30p	2N2484	30p	2N6254	130p	E20	
7433	40p	74153	90p	74LS14	100p	9322	150p	4017	80p	*LM381AN	150p	BD131/2	22p	OC35	130p	2N2646	50p	2N2646	50p	2N6290	65p	100 +	
7437	35p	74154	100p	74LS22	22p	9368	200p	4018	89p	*LM389N	140p	BF206/7	32p	*R2008B	200p	2N2906A	24p	2N2925	120p	2N6292	65p	RCA 2N3055	
7438	35p	74155	90p	74LS22	22p	9368	200p	4019	45p	LM709	36p	BD131/2	22p	*R2010E	200p	2N2927A	30p	3N140	100p	2N6292	65p	E20	
7440	17p	74156	90p	74LS27	38p	9370	200p	4020	100p	*TC.A940	175p	*BF244B	35p	*TIP29A	40p	*2N2929	40p	3N140	100p	2N6292	65p	E20	
7441	70p	74157	70p	74LS30	22p	9601	100p	4021	110p	LM733	100p	*XR220	400p	*TIP29C	70p	*2N2929	40p	3N140	100p	2N6292	65p	E20	
7442A	60p	74159	180p	74LS34	90p	9602	175p	4022	100p	LM747	22p	*XR226	400p	*TIP30C	60p	2N3053	20p	3N204	100p	2N6292	65p	E20	
7443	112p	74160	100p	74LS35	50p	9603	60p	4023	22p	LM748	35p	*XR226	400p	*BFR39	30p	2N3054	65p	3N204	100p	2N6292	65p	E20	
7444	112p	74161	100p	74LS37	50p	9603	60p	4023	22p	LM748	35p	*XR226	400p	*BFR41	30p	2N3055	48p	3N204	100p	2N6292	65p	E20	
7445	100p	74162	100p	74LS74	40p	INTERFACE I.C.s		4024	65p	LM3800	70p	XR220	400p	*BFR40	30p	2N3055	48p	3N204	100p	2N6292	65p	E20	
7446A	93p	74163	100p	74LS75	50p	MC1488	100p	4025	20p	LM3911	130p	XR220	400p	*BFR39	30p	2N3055	48p	3N204	100p	2N6292	65p	E20	
7447A	70p	74164	120p	74LS83	110p	MC1489	100p	4026	130p	LM4136	120p	XR220	400p	*BFR41	30p	2N3055	48p	3N204	100p	2N6292	65p	E20	
7448	80p	74165	130p	74LS85	100p	MC1489	100p	4027	50p	*MC1310P	150p	XR220	400p	*BFR40	30p	2N3055	48p	3N204	100p	2N6292	65p	E20	
7450	17p	74166	140p	74LS86	40p	75182	230p	4028	100p	MC1458	55p	XR220	400p	*BFR40	30p	2N3055	48p	3N204	100p	2N6292	65p	E20	
7451	17p	74167	140p	74LS86	40p	75182	230p	4028	100p	MC1458	55p	XR220	400p	*BFR40	30p	2N3055	48p	3N204	100p	2N6292	65p	E20	
7453	17p	74170	240p	74LS93	90p	75450	120p	4030	55p	MC1495	40p	95H90	800p	*BFR40	30p	2N3055	48p	3N204	100p	2N6292	65p	E20	
7454	17p	74172	720p	74LS107	45p	75451/2	72p	4031	200p					*BFR40	30p	2N3055	48p	3N204	100p	2N6292	65p	E20	
7460	17p	74173	120p	74LS112	100p	75491/2	96p	4033	200p					*BFR40	30p	2N3055	48p	3N204	100p	2N6292	65p	E20	
7470	36p	74174	93p	74LS123	75p	C-MOS I.C.s		4034	200p					*BFR40	30p	2N3055	48p	3N204	100p	2N6292	65p	E20	
7472	30p	74175	95p	74LS132	100p	74C00	205p	4035	110p					*BFR40	30p	2N3055	48p	3N204	100p	2N6292	65p	E20	
7473	34p	74176	90p	74LS132	100p	74C02	250p	4040	80p					*BFR40	30p	2N3055	48p	3N204	100p	2N6292	65p	E20	
7474	30p	74177	90p	74LS138	60p	74C04	27p	4041	80p					*BFR40	30p	2N3055	48p	3N204	100p	2N6292	65p	E20	
7475	36p	74178	160p	74LS139	60p	74C08	27p	4042	80p					*BFR40	30p	2N3055	48p	3N204	100p	2N6292	65p	E20	
7476	35p	74180	93p	74LS151	100p	74C10	27p	4043	90p					*BFR40	30p	2N3055	48p	3N204	100p	2N6292	65p	E20	
7480	50p	74181	200p	74LS153	60p	74C14	90p	4044	90p					*BFR40	30p	2N3055	48p	3N204	100p	2N6292	65p	E20	
7481	100p	74182	200p	74LS157	60p	74C20	27p	4046	100p					*BFR40	30p	2N3055	48p	3N204	100p	2N6292	65p	E20	
7482	84p	74184	150p	74LS158	120p	74C30	27p	4047	100p					*BFR40	30p	2N3055	48p	3N204	100p	2N6292	65p	E20	
7483A	90p	74185	150p	74LS160	130p	74C32	36p	4048	55p					*BFR40	30p	2N3055	48p	3N204	100p	2N6292	65p	E20	
7484	100p	74186	700p	74LS161	100p	74C42	110p	4049	40p					*BFR40	30p	2N3055	48p	3N204	100p	2N6292	65p	E20	
7485	110p	74190	100p	74LS162	140p	74C48	250p	4050	49p					*BFR40	30p	2N3055	48p	3N204	100p	2N6292	65p	E20	
7486	34p	74191	100p	74LS163	140p	74C73	75p	4051	80p					*BFR40	30p	2N3055	48p	3N204	100p	2N6292	65p	E20	
7489	210p	84192	100p	74LS164	120p	74C74	70p	4052	80p					*BFR40	30p	2N3055	48p	3N204	100p	2N6292	65p	E20	
7490A	33p	74193	100p	74LS165	100p	74C80	200p	4053	80p					*BFR40	30p	2N3055	48p	3N204	100p	2N6292	65p	E20	
7491	40p	74194	100p	74LS173	110p	74C86	65p	4055	125p					*BFR40	30p	2N3055	48p	3N204	100p	2N6292	65p	E20	
7492A	86p	74195	95p	74LS174	110p	74C90	95p	4056</															

**EASY BUILD SPEAKER DIY KITS**  
Specially designed by RTVC for cost conscious hi-fi enthusiasts these kits incorporate two teak-simulate enclosures, two EMI 13" x 8" (approx) woofers, two tweeters and a pair of matching crossovers. Supplied complete with an easy to follow circuit diagram, and crossover components.

**STEREO PAIR** £28.00  
+ p & p £5.50  
Input 15 watts rms, 30 watts peak, each unit.  
Cabinet size 20" x 11" x 9 1/2" (approx.).

**SPEAKERS AVAILABLE WITHOUT CABINETS**  
It's the units which we supply with the enclosures illustrated.  
Size 13" x 8" (approx) woofer EMI 2 1/2" app £17.00 per tweeter, and matching crossover components stereo pair Power handling 15 watts rms, 30 watts peak. + p & p £3.40

**COMPACT FOR TOP VALUE** These infinite baffle enclosures come to you ready mitred and professionally finished. Each cabinet measures approx. per stereo pair 12" x 9" x 5" deep, and is in wood simulate.

Complete with two 8" (approx.) speakers for maximum power handling of 7 watts 8Ω + p & p £2.20 £8.50

**SPEAKERS** Two models Duo IIb. teak veneer. 12 watts rms, 24 watts peak. 18 1/2" x 13 1/2" x 7 1/2" (approx.). Duo III. 20 watts rms, 40 watts peak. 27" x 13" x 11 1/2" app

Duo IIb £17 PER PAIR Duo III £52 PER PAIR  
p & p £6.50 p & p £7.50

**DECCA 20 WATTS STEREO SPEAKER** stereo pair  
This matching loudspeaker system is hand made. kit comprises of two 8" diameter approx. base drive unit, with heavy die cast chassis laminated cones with rolled P.V.C surrounds, two 3 1/2" diameter approx. domed tweeters complete with crossover networks 8Ω £4.00 p & p £20.00

**PORTABLE DISCO CONSOLE** Here's the big-value portable disco console from RT-VC! It features a pair of BSR MP 60 type auto-tuner, single play professional series record decks. Plus all the controls and features you need to give fabulous disco performances.

Simply connects into your existing slave or external amplifier. p & p £6.50 £64.00

**AM/FM STEREO TUNER AMPLIFIER CHASSIS COMPLETE**  
Ready built. Designed in a slim form for compact, modern installation.

**Rotary Controls** Vol On/Off, Bass, Treble, Balance  
**Push Buttons** for Gram, Tape VHF, MW, LW and 5 button rotary selection switch.  
**Power Supply** Selenium Bridge—350V DC from 210-250V AC, 50Hz input.  
**Aerial** Ferrite 8" x 3/4" built into chassis for LW and MW plus flying lead for FM aerial.  
**Power Output** 5 watts per channel. Sine at 2% THD into 15 Ohm, 7 watts speech and music.  
**Tape Sensitivity** Playback 400mV/30K OHM, for max. output. Record 200mV/50K output available from 25KHz (150mV/100K) deviation FM signal. **Frequency Range** (AM) 50Hz to 17 KHz within ±1dB.  
**Radio** FM sensitivity for 3dB below limiting better than 10 uV. AM sensitivity for 20 dB SIN. MW 50 uV/Metre LW 1 mV/Metre. Size approx. length 16" height 2 1/2" depth 4 1/2".  
P & P £2.50

**PERSONAL SHOPPERS**

16016 VOLT MAINS TRANSFORMER £2.50  
2 1/2 amp

BSR Record auto deck on plinth with stereo cartridge ready wired. £11.95

LED 5 function men's digital watch stainless steel finish £5.95

LCD 5 function men's digital watch stainless steel finish £7.95

LCD 8 function CHRONOGRAPH men's digital watch stainless steel finish £12.95

STEREO CASSETTE record/replay fully built P.C. board, without guarantee. (Ex Equipment.) £1.95

'VIDEOMASTER' Super Score TV Game with Pistol. Mains operated. £14.95

'VIDEOMASTER' Door Tunes (24 different tunes). £9.95

MICRO CASSETTE TAPE RECORDER £13.95

7" TAPE TRANSPORT MECHANISMS A selection from £8.95

100K Multiturn Varicap tuning pots, 6 for £1.00

MUSIC CENTRE CABINET with hinged smoke acrylic top, finished in natural teak veneers, size 30 1/2" x 14 1/2" x 7 1/2" approx. £5.95

MULLARD Built power supply £1.50

DECCA DC 1000 Stereo Cassette P.C.B complete with switch oscillator coils and tape-heads. £2.95


125 Watt Power Amp Module. £13.95  
Mains power supply parts £3.50

# OPPORTUNITY!

## AUDIO MODULES IN BARGAIN PACKS

CURRENT CATALOGUE  
PRICE £25 AT OVER PER PACK

- SEE OUR PRICES**
- PACK 1. 2 x LP1173 10w. RMS output power audio amp modules. + 1 LP1182/2 Stereo pre amp for ceramic and auxiliary input.  
OUR PRICE £4.95  
p & p £1.00
  - PACK 2. 2 x LP1173 10w. RMS output power audio amp modules + 1 LP1184/2. Stereo pre amp for magnetic, ceramic and auxiliary inputs.  
OUR PRICE £7.45  
p & p £1.00
  - PACK 3. 1 x LP1179/2 FM Tuning head with AM gang. 1 x LP1165/1 AM/FM IF module, 2 x LP1173/10w. RMS output power audio amp modules + 1 LP1182/2 Stereo pre amp for ceramic and auxiliary input.  
OUR PRICE £9.95  
p & p £1.00



**ACCESSORIES**  
Suitable power supply parts including mains transformer, rectifier, smoothing and output capacitors. £1.00 p & p £1.95

Recommended set of rotary stereo controls comprising BASS, TREBLE, VOLUME and BALANCE. p & p 50p 95p

**THIS MONTH'S OFFER**  
Added to our previous packs  
When you buy Pack 1 at £9.95, together with a matching transformer at £1.95 and a set of controls for 95p you receive FREE a Mini-PC LP408 10w. P.C. board to match. Listed at £12.85  
p & p £2.50

TRADE ENQUIRIES INVITED

**20 x 20 WATT STEREO AMPLIFIER** £29.90  
Superb Viscount IV unit in teak-finished cabinet. Silver fascia with aluminium rotary controls and pushbuttons, red mains indicator and stereo jack socket. Functions switch for mic, magnetic and crystal pick-ups, tape, tuner, and auxiliary. Rear panel features two mains outlets. DIN speaker and input sockets, plus fuse. 20 + 20 watts rms. 40 + 40 watts peak.

**30 x 30 WATT AMPLIFIER KIT**  
For the experienced constructor complete in every detail. Similar facilities as Viscount IV amplifier. 60 + 60 peak. £29.00 p & p £2.50

AVAILABLE NOW built and fully tested with output 30 + 30 watts rms. 60 + 60 peak. £39.00 p & p £2.50

**SPECIAL OFFER: PACKAGE PRICE WITH 30 x 30 KIT** Mail version of unit in teak-finished cabinet. Designed by R & TVC for the experienced constructor. Complete in every detail, facilities as Viscount IV amplifier 60 + 60 peak. Supplied with 2 Goodmans Compact 12" bass woofer with cropped 14,000 Gauss Magnet. 30 watt rms handling + 8 1/2" approx. tweeters and crossovers. £49.00 p & p £4.00

**50 WATT MONO DISCO AMP**  
£29.95 p & p £2.50  
Size approx: 13 1/2" x 5 1/2" x 6 1/2"  
50 watts rms.  
100 watts peak output.  
Big features include two disc inputs, both for ceramic cartridges, tape input and microphone input. Level mixing controls fitted with integral push-pull switches. Independent bass and treble controls and master volume.  
**SPECIAL OFFER** The above 50 watt amp plus 4 Goodmans Type 8P, 8" speakers. Package price £45.00 + £4.00 p & p.

**70 & 100 WATT MONO DISCO AMP**  
Size approx 14" x 4" x 10 1/2"  
Brushed aluminium fascia and rotary controls.  
Five vertical slide controls: master volume, tape level, mic level, deck level, PLUS INTER DECK FADER for perfect graduated change from record deck No. 1 to No. 2 or vice versa. Pre fade level control. 70 watt (PFL) lets YOU hear next disc before fading. 140 watt peak p & p £4.00  
Output 100 watts RMS 200 watts peak. 100 watt £65

**ADD-ON STEREO CASSETTE TAPE DECK KIT**  
Designed for the experienced D.I.Y. man. This kit comprises of a tape transport mechanism ready built and tested record/replay electronics with twin V.U. meters and level control for mating with mechanism.  
Specifications: Sensitivity Mic. 0.85 mV // 20K OHMS. Din. 40mV // 400K OHMS. Output - 300mV RMS per channel // 1KHz from 2K OHMS source. Cross Talk --30db. Tape Counter - 3 Digit. Resettable. Frequency Response - 40Hz - 8KHz ± 6db. Deck Motor - 9 Volt DC with electronic speed regulations: Key Functions - Record, Rewind, Fast Forward, Play, Stop & Eject. £19.95 p & p £2.50  
Opt. extras: Mains transformer to suite £2.50 + £1 p & p.

**CHASSIS RECORD PLAYER DECKS**  
**GARRARD DECK CC10A** £7.95  
Record changer with cue, stereo ceramic cartridge. p & p £2.00  
**BSR MP60 TYPE** Single play record deck £15.95  
less cartridge. p & p £2.55  
Cartridges to suit above  
Acos, magnetic stereo £4.95  
Ceramic stereo £1.95  
BSR automatic record player deck cueing device and stereo ceramic head p & p £2.55 £9.95  
BSR MP 60 type, complete with magnetic cartridge, diamond stylus, and de luxe plinth and cover. p & p £4.50  
Home 8 Track cartridge player This unit will match with the Viscount IV 9" x 8" x 3 1/2". p & p £2.50 £16.50

**RTVC** Order by giving credit card number ONLY.

323 EDGWARE ROAD, LONDON W2  
21C HIGH STREET, ACTON W3 6NG  
ALL PRICES INCLUDE VAT AT 12 1/2%.

All items subject to availability. Price correct at 1.7.78 and subject to change without notice.

**EASY TO BUILD RECORD PLAYER KIT**  
for the D-I-Y man who requires a stereo unit at a budget price, comprising ready assembled stereo amp. module, Garrard auto / manual deck with cueing device, pre-cut and finished cabinet work. Output 4 watts per channel, phones socket and record/replay socket, including 2 SPHERICAL HI-FI speakers. £19.95 p & p £4.05

Personal Shoppers EDGWARE ROAD LONDON W2 Tel: 01-723 8432. 9.30am-5.30pm. Half day Thursday. ACTON: Mail Order only. No callers. GOODS NOT DESPATCHED OUTSIDE UK



## Receivers and Components

### SOWTER TYPE 3678 MULTITAP MICROPHONE TRANSFORMER

Primary windings for 600 ohm, 200 ohm and 60 ohm with Secondary loadings from 2K ohm to 10K ohm Frequency response plus/minus 1dB 20Hz to 25KHz. Contained in well finished Mumetal box, 33mm diameter by 22mm high, with colour coded end leads, low distortion. Delivery (small quantities) EX STOCK, HIGHLY COMPETITIVE PRICE FULL DETAILS ON REQUEST.

E. A. SOWTER LTD., P.O. Box 36, Ipswich IP1 2EL.  
Tel: 0473 52794 & 219396.

**BRAND NEW**, fully guaranteed Transistors over purchased at very cheap prices. Send S.A.E. D.A.C. Electronics Services, 25 Oxford Avenue, Merton Park, London SW20.

## RECHARGEABLE BATTERIES

### EXTENDED RANGE

HP2 (size 'D') £3.56. HP11 (size 'C') £2.57. Sub 'C' £1.64. Pencil (size 'AA') £1.32. 9 volt PP3 £4.98. 9 volt PP6 £11.66. 9 volt PP7 £9.14. 9 volt PP9 £14.30. All chargers £7.97 (except for PP3—is £5.82 and pencil—is £6.98). 6 volt 8Ah sealed lead acid £11.88. New child's, 2-4 mile range.

## ELECTRIC CAR

SAE for all details & lists plus £1.00 for rec. booklet "Nickel Cadmium Power". Add p & p 10% (5% orders £25.00 & over). All prices include VAT.  
Dept. PW, Sandwell Plant Ltd., 201 Monmouth Drive, Sutton Coldfield, West Midlands. Callers to — TLG, 32 Craven Street, Charing Cross, OR to 2 Union Drive, Boldmere, Sutton Coldfield.

## SELTRONICS LOW PRICE SEMICONDUCTORS BRAND NEW CODED AND GUARANTEED

BC107/8/9 8p. AC128 14p. 2N2926G 10p. ZTX300 11p. 2N5458 31p. UT46 19p. TI543 20p. BC212L 10p. OA47 5p. BR100 22p. D32 22p. OA200 5p. OA202 5p. NE555 35p. 741P 20p. Postage 10p. S.A.E. for lists cheques and P.O.'s made payable to:—

### SELTRONICS

9, Rodney Gardens, Braintree, Essex.

**TIRRO ELECTRONICS** the mail order division of **RITRO ELECTRONICS UK** offers a wide range of components for the amateur enthusiast. Large SAE or 20p brings list. **GRENFELL PLACE, MAIDENHEAD, BERKS SL6 1HL.**

## VALVES

Radio - T.V. - Industrial - Transmitting Projector Lamps and Semiconductors  
We Dispatch Valves to all parts of the world by return of post, Air or Sea mail, 4000 Types in stock, 1930 to 1976. Obsolete types a speciality. List 30p. Quotation S.A.E. Open to callers Monday to Saturday 9.30 to 5.00 closed Wednesday 1.00. We wish to purchase all types of new and boxed Valves, Projector Lamps and Semiconductors.

### COX RADIO (SUSSEX) LTD.

Dept. P.W. The Parade, East Wittering, Sussex PO20 8BN  
West Wittering 2023 (STD Code 024366)

# SMALL ADS

The prepaid rate for classified advertisements is 20 pence per word (minimum 12 words), box number 60p extra. Semi-display setting £6.80 per single column centimetre (minimum 2.5 cms). All cheques, postal orders etc., to be made payable to Practical Wireless and crossed "Lloyds Bank Ltd". Treasury notes should always be sent registered post. Advertisements, together with remittance, should be sent to the Classified Advertisement Manager, Practical Wireless, Room 2337, IPC Magazines Limited, King's Reach Tower, Stamford St., London, SE1 9LS. (Telephone 01-261 5846)

## CONDITIONS OF ACCEPTANCE OF CLASSIFIED ADVERTISEMENTS

1. Advertisements are accepted subject to the conditions appearing on our current advertisement rate card and on the express understanding that the Advertiser warrants that the advertisement does not contravene any Act of Parliament nor is it an infringement of the British Code of Advertising Practice.
2. The publishers reserve the right to refuse or withdraw any advertisement.
3. Although every care is taken, the Publishers shall not be liable for clerical or printers' errors or their consequences.

**TRANSISTORS, Resistors, Caps, Pots, Plugs and Sockets, Zeners, TTL, Cable, Boxes.** All at very good prices. 65 Railway Road, Leigh, Lancs. Telephone Leigh 679575.

## 24 HR. CLOCK/APPLIANCE TIMER KIT

Switches any appliance of up to 1kW on and off at preset times once a day. KIT contains: AY-5-1230 Clock/Appliance Timer I.C. 0-8" LED display, mains supply, display drivers, switches LEDs, triac, PCBs and full instructions. ONLY £13.75  
White box 56 x 131 x 71mm with red Acrylic window £2.20  
White box as above drilled ready for KIT £2.30

DL727 Dual 0-5" 7 seg. LED Display	£1.90
AY-5-1230 Clock Appliance Timer I.C.	£4.85
LM3911 Thermometer/Temperature Control I.C.	£1.90
555 Timer I.C. 8 pin dill	36p (3 for £1.00)
741 Op Amp I.C. 8 pin dill	24p (5 for £1.00)

400V TRIACS Plastics		MINI MAINS TRANSFORMERS		
3A	63p 20A	165p	6-0-6V 100mA	85p
8.5A	79p 6-5A* with		12-0-12V 100mA	95p
12A	84p trigger	80p		
16A	105p Diac	21p	L.E.D.s 0-2" Green	21p
			Red 10p (11 for £1)	

QUANTITY DISCOUNTS ON REQUEST  
ADD 8% VAT+25p P&P. MAIL ORDER ONLY TO:  
**T. K. ELECTRONICS (PW)**  
106 STUDLEY GRANGE ROAD, LONDON. W7 2LX.

**CRYSTALS** brand-new .002% precision HC18/U wire leads, £2.95 each, U.K. post paid. No V.A.T.: 4.0, 5.0, 6.0, 7.0, 8.0, 10.0, 10-7, 18.0, 20.0, 48.0, 100.0 MHZ. Also 100 kHz/HC13 and 1.0 MHZ .005%, wires or pins, £3.25. 455 kHz/HC6 £3.95. Any freq. 2.5-180 MHz, made six weeks, £3.50.  
Also **AM/CW/SSB COMMUNICATION RECEIVER** low-cost modules and kits. New range being prepared. Send S.A.E. for details when ready. P. R. GOLLEDGE ELECTRONICS, Merriott, Somerset, TA16 5NS. Tel: 0460 73718.

## BRAND NEW COMPONENTS BY RETURN

**Electrolytic Capacitors** 16V, 25V, 50V.  
0.47, 1.0, 2.2, 4.7 & 10 mfd.s.—5p.  
22, 47—5p. (50V—6p), 100—7p. (50V—8p),  
220—8p. (50V—10p), 470—11p. (50V—10p),  
1000/15V—15p. 1000/25V—18p. 1000/50V—22p.

**Subminiature bead tantalum electrolytics.**  
0.1, 0.22, 0.47, 1.0 @ 35V, 4.7 @ 6.3V—8p.  
2.2/35V & 4.7/25V—9p, 10/25V, 15/16V—12p,  
22/16V, 33/10V, 47/16V, 68 & 100 @ 3V—14p.

**Mullard Miniature Ceramic E12 Series 63V 2%.**  
10 pf. to 47 pf.—3p. 56 pf. to 330 pf.—4p.

**Vertical Mounting Ceramic Plate Caps. 50V.**  
E12 22 pf.—1000 pf. E6 1500 pf.—47000 pf.—2p

**Polystyrene E12 Series 63V. Hor. Mounting.**  
10 pf. to 1000 pf.—3p. 1200 pf. to 10000 pf.—4p.

**Mullard Polyester 250V Vert. Mtg. E6 Series.**  
.01 to .1—4p. .15, .22—5p. .33, .47—8p.  
.68—11p. 1.0—14p. 1.5—20p. 2.2—24p.

**Mylar (Polyester) Film 100V. Vertical Mtg.**  
.001, .002, .005—3p. .01, .02—4p. .04, .05—5p.

**Miniature Film Resistors Highstab. E12 5%.**  
0.125 watt 10Ω to 2MΩ. ....1p  
0.250 watt 1Ω to 10MΩ. (10% over 1M) .....1p  
0.500 watt 10Ω to 2MΩ. ....1p  
1.000 watt 10Ω to 10MΩ. ....2p

IN4148—3p, IN4002—5p, IN4006—7p, IN4007—8p  
BC107/8/9, BC147/8/9, BC157/8/9, BF194 & 7—9p.  
20mm. fuses .15, .25, .5, 1.0, 2.0, 3.0 & 5A—3p.  
Printed Circuit Holders for 20mm. fuses—3p.  
Post 10p (Free over £4). Prices VAT inclusive.

### THE C. R. SUPPLY CO.

127, Chesterfield Road, Sheffield S8 0RN

**COMPONENTS FOR P.W. PROJECTS.** Components lists with prices available for P.W. projects from October 1977 onwards. Send SAE stating project and month of publication (maximum four projects per SAE). Lists sent by return together with ACE order form/catalogue. ACE MAILTRONIX, Tootal Street, Wakefield, W. Yorks WF1 5JR.

## PROJECT SUPERSAVE WITH CODESPEED

### Full Spec. Devices

**PACK P1** 1 x MM5330 Digital Voltmeter I.C. With full instructions on how to build a versatile digital multimeter or panel meter. £3.95  
**PACK T2** Backup by popular demand. A 0-2" 3 1/2 digit Liquid Crystal wristwatch display with data. £1.00

**PACK T3** 1 x MM5316 Digital Alarm Clock I.C. 12 or 24 hour. Will drive LED, LCD or fluorescent displays. With full instructions. £2.75  
**PACK T4** 1 x 0-8" giant red LED Clock Display 3 1/2 digit with amp/m indicator. An excellent display for your digital clock project at only £4.95

**PACK E2** 1 x 8 digit 0.33" high 7 segment Liquid Crystal calculator style display. With data. £2.95  
**PACK E3** 1 x 8 digit 0-5" high 7 segment Liquid Crystal calculator style display. With data. £4.25

**PACK E4** 1 1/2 digit 0.3" high 7 segment gas discharge display. Requires 100-180V Anode voltage. Makes an excellent replacement for LED's in your mains operated projects. Fantastic value at only 90p  
**PACK E5** Same as Pack E4, but dual digit. 90p

**PACK M2** 2 Calculator Keyboards £1.00  
**PACK M1** 1 x 2102, a 1024 bit static RAM. The most popular of all random access memories in professional and amateur electronics. With full data. £1.25  
**PACK M3** 1 x MM5725 4 function Calculator Chips (not designed for use with Pack M1). With data book. £1.00

### Untested Packs

**PACK E1** (80% Guaranteed Good) 5 x MAN3 7 segment 0-127" LED displays. Excellent value £1.00

**PACK M11** (Untested—so no guarantees) Another bargain. 2 x Upper half of a calculator case with built-in keyboard. A snap at only 60p the pair

Satisfaction guaranteed or return complete pack for replacement or refund.  
MAIL ORDER ONLY—NO CALLERS PLEASE  
Postage and Packing please add 25p

**CODESPEED P.O. Box 23,  
34 Seafield Road, Copnor,  
Portsmouth, Hants. PO3 5BJ**

## Aerials

## GOT T.V.I.?

**KILL IT DEAD.** Tx-ing or SWL-ing  
Models: S.W.L., £29.81: 500 watt or S.W.L., £41.06: complete inc. insulators, 75ft. feeder, VAT and P & P. Aerial matching units S.W.L. and 500 watt 10-160 metres inc. shipping and B.C. Bands, £16.25: inc. VAT and P & P. Send 10" x 7" 12p S.A.E. and 3 x 9p stamps for full details, aerial article, test reports and testimonials.  
**GZDM, LAMBDA, WHITEBALL,  
WELLINGTON, SOMERSET**

## Ladders

**LADDERS.** Varnished 20ft 9in extd., £29.72, carr. £2.70. Leaflets. Also alloy ext. up to 62ft 6in. Ladder Centre (WLS2), Halesfield (1) Telford. Tel: 586644. Callers welcome.

## Service Sheets

### SERVICE SHEETS — COLOUR TV SERVICE MANUALS

Service Sheets for Mono TV, Radios, Record Players and Tape Recorders 75p. Please send large Stamped Addressed Envelope. We can supply manuals for most makes of Colour Television Receivers by return of post.  
**B.R.C. PYE ECKO PHILIPS ITT, KEN SONY S.E.C. HITACHI BAIRD ULTRA INVICTA FERGUSON H.M.V. MARCONI AND MANY MORE**  
 Let us quote you. Please send a Stamped Addressed Envelope for a prompt reply. Also comprehensive T.V. repair manuals by J. M. Court. S.A.E. for details. MAIL ORDER ONLY

**G. T. TECHNICAL INFORMATION SERVICE**  
 10 DRYDEN CHAMBERS, 119 OXFORD ST., LONDON W1R 1PA

**LARGE SUPPLIER OF SERVICE SHEETS**  
**All models at 75p PO/Cheques plus s.a.e. Except Colour and Car Radios. Free TV fault finding chart or TV list. Strictly by return.**

**C. CARANNA**  
 71 Beaufort Park, London NW11 6BX  
 01-458 4882

**SERVICE SHEETS**, Radio, TV etc, 10,000 models. Catalogue 24p, plus SAE with orders, enquiries. Telray, 154 Brook Street, Preston PR1 7HP.

## Books and Publications

### THE DALESFORD SPEAKER BOOK

by R. F. C. Stephens.  
 This book is a must for the keen home constructor. Latest technology DIY speaker designs. Contains full plans for infinite baffle and reflex designs for 10-100 watts, also unusual centre-bass system for those who want HI-fi to be "Heard and not seen". £1.95 (£2.20 post paid, \$5 Overseas).

**VAN KAREN PUBLISHING**  
 5 SWAN STREET  
 WILMSLOW  
 CHESHIRE

**YOU CAN'T HELP BUT MAKE MONEY.** If you follow the planned and detailed information on how to start your own business rewinding Armatures, set out in the new manual which is profusely illustrated and leads you through easily understood stages of fault diagnosis, taking data, test procedures, laying down new windings, where to obtain work, how to cost jobs etc. **NO PREVIOUS ELECTRICAL KNOWLEDGE REQUIRED.** Complete instruction manual, £4. plus 30p P&P. CWO, Copper Supplies, 102 Parrswood Road, Withington, Manchester 20. Dept. PWB.

### HOW TO DEAL SUCCESSFULLY IN USED COLOUR TELEVISIONS

Exciting new business guide reveals how anyone with average intelligence can make a high spare-time **CASH INCOME** selling used colour TVs from home. Written mainly for the non-technical, but with immediate applications for the engineer, this comprehensive publication describes: how to start — where and what to buy — which sets to avoid — reconditioning — how, where and when to advertise — presentation — how to expand — comprehensive sections on general business formalities, guarantees, manufacturers' spares, and monochrome sets. **PLUS MUCH MORE!**

This unique guide presents a sound, reputable and very profitable home business which can be started for less than £20!  
 Send just **£3.95** today for fast delivery, includes **FREE** advice and **FREE** up-dating service.  
**CITY PUBLISHING (Dept. P.W.)**  
 2 Nottingham Rd., Spondon, Derby DE2 7NH.

**SIMPLIFIED TV REPAIRS.** Full repair instructions individual British sets £4-50, reduced free circuit diagram. Stamp brings details unique. TV Publications (Ause PW), 76 Church Street, Larkhall, Lanarkshire.

### RADIO BOOK SERVICE

**WORLD RADIO TV HANDBOOK 1978 Edition** . . . . . £8-25  
 50 CMOS IC Projects (R. A. Penfold) . . . . . £1-05  
 A Practical Introduction to Digital IC's . . . . . £1-05  
 28 Tested Transistor Projects (R. Torrens) . . . . . £1-05  
 50 Projects using Relays, 5CR's & TRIAC's (F. G. Rayer) . . . . . £1-20  
 How to build your own Meter & Test Locators (F. G. Rayer) . . . . . £0-95  
 Practical Repair & Renovation of Colour TVs (C. F. Miller) . . . . . £1-05  
 Fun & Games with your Electronic Calculator (J. Vine) . . . . . £0-85  
 How to build Advanced Short Wave Receivers (R. A. Penfold) . . . . . £1-30  
 Radio Antenna Handbook for Long Distance Reception . . . . . £0-95  
 50 (Free) Field Effect Transistor Projects (F. G. Rayer) . . . . . £1-35  
 Servicing Transistor Radio Receivers . . . . . £0-55  
 Solid State Short Wave Receivers for Beginners . . . . . £1-05  
**PRICES INCLUDE POSTAGE & PACKING...S.A.E. FOR FULL LIST**  
 \* CLEVELAND COURT, WICKHAM RD, BEKESBURY, WENT DMS 24W

**THE END OF COMPUTER CONFUSION;** what point have we reached—where are we going? Read Computer Lib/Dream Machine by Ted Nelson. From your Local Computer Store £5-95 or send £6-45 to Computer Bookshop, Temple House (P), 43-48 New Street, Birmingham.

*Practical Wireless, September 1978*

**SERVICE SHEETS** for Radio, Television, Tape Recorders, Stereo, etc. With free fault-finding guide, from 50p and SAE. Catalogue 25p and SAE. **HAMILTON RADIO**, 47 Bohemia Road, St. Leonards, Sussex.

**BELL'S TELEVISION SERVICES** for Service Sheets on Radio, TV, etc., 75p plus S.A.E. Colour TV Service Manuals on request. S.A.E. with enquiries to B.T.S., 190 King's Road, Harrogate, N. Yorkshire. Tel: (0423) 55885.

## Radio Receivers

### AMATEUR BAND RECEIVER

Here all Amateur and Air Band Transmissions Loud and Clear. Radio covers 108-146 MHz VHF. and MW. Good sensitivity, compact size 5 x 2 x 1 inches. Telescopic Aerial, Earphone. Essential for all interested in Amateur and Aircraft Band Reception. Send **£17.00** to:

**MULHALL ELECTRONICS**  
 Ardglass, Co. Down, U.K. BT3075F. Tel: 038 684461

### POCKET SETS

MW/VHF-AIR (88-135 MHz) . . . . . £9-95  
 MW/VHF (88-108 MHz) . . . . . £8-45  
 MW/LW . . . . . £4-95  
 MW only . . . . . £2-95  
 Faulty MW Sets for spares . . . . . £1-45

### SMALL PORTABLES

MW/SW (3.2-12 MHz) . . . . . £10-95  
 MW/AIR (108-135 MHz) . . . . . £11-95  
 LW/MW/VHF (88-108 MHz)/SW (4-12 MHz) . . . . . £18-95  
 MW/LW . . . . . £8-50  
 MW/VHF (88-108 MHz)/SW (4-12 MHz)/AIR-PSB (108-174 MHz) . . . . . £19-65

### MAINS-BATTERY PORTABLES

MW/VHF (88-108 MHz)/AIR-PSB (108-174 MHz) . . . . . £13-55  
 MW/LW/VHF (88-108 MHz)/SW (4-12 MHz) . . . . . £20-95  
 MW/LW . . . . . £12-95  
 MW/VHF/AIR-PSB/BAND 1 and 3 T.V.S. . . . . £21-55  
 MW/SW, (2-2.6 MHz)/SW<sub>2</sub> (6-13 MHz)/SW<sub>1</sub> (13-26 MHz) . . . . . £20-50

### OTHER PRODUCTS

Headphones to suit any Radio . . . . . £4-95  
 Cassette Recorder, Mains/Batt. . . . . £19-50  
 TV Games—4 game Set . . . . . £9-95  
 TV Games—Colour version . . . . . £14-95  
 LCD 4 Digit 9FN Watch . . . . . £14-45  
 LCD 8 Digit 9FN Chrono-watch . . . . . £18-95  
 Two-way Intercom with Call . . . . . £6-45  
 All prices include P&P, V.A.T., Batteries, Guarantee and Accessories.

### NOBLE ELECTRONICS

26 Lloyd Street, Atrincham, Cheshire WA14 2DE  
 Tel. 061-941 4510

## For Sale

**PRACTICAL WIRELESS**, Volume 1 Numbers 1-26, September 24th 1932 to March 18th 1933. 1,256 pages in all. Offers. G. K. Troake, 34 Humphreys Road, Wellington, Somerset.

**NEW BACK ISSUES** of "PRACTICAL WIRELESS" available 65p each post free. Open P.O./Cheque returned if not in stock—Bell's Television Services, 190 Kings Road, Harrogate, N. Yorks. Tel: (0423) 55885.

**SEEN WHISTONS CAT?** 5000 odds and ends. Mechanical/Electrical Cat free. **WHISTON** (Dept. PW), New Mills, Stockport.

## Electrical

**STYLI**—illustrated equivalents (List 28) also cartridges, leads, etc. Superb quality and service at lowest prices. Fully guaranteed. Free for SAE from Felstead Electronics (PW), Longley Lane, Gatley, Cheadle, Cheshire SK8 4EE.

## Educational

**LEARN MORSE CODE.** The easy way. C90 Cassette £3-75 p.p. 30p. B. Eastland, 50 Heath Road East, Petersfield, GU3 14HN.

**GO TO SEA** as a Radio Officer. Write: Principal, Nautical College, Broadwater, Fleetwood FY7 8JZ.

## Miscellaneous

### FREE RARE DX

**FROM QRM**, beat tiring whistles and cw with a Tunable Audio Notch Filter, only **£8-90**.

**NEED THE TIME?** MSF 60 KHz Receiver, internal ferrite rod, 1000 Km range, £13-70, or with parts (no case, pcb) for sequential YEAR, MONTH, DATE, DAY, HOURS, MINUTES, SECONDS display, £24-40.

**NO LONG WAVE?** 100-600 KHz Converter, feeds your 4.1-4.6 MHz receiver, only **£9-90**.

**WHERE'S THE RARE DX?** 1 MHz, 100, 25 KHz Crystal Calibrator, markers to VHF, **£13-80**.

**PROGRAM YOUR OWN** tunes with this **MUSICAL DOORBELL**, new jingle every day, just needs bell transformer and speaker, **£19-50**.

**SIG. GEN.** 10 Hz—200 KHz, sine/square, **£10-80**.

Each easy-assembly kit includes all parts, printed circuit, case, postage etc, instructions, money back assurance so **SEND off NOW!**

### CAMBRIDGE KITS

45 (PJ) Old School Lane, Milton, Cambridge.

### ENAMELLED COPPER WIRE

swg	1 lb	8oz	4oz	2oz
14-16	2.48	1.70	.89	.50
20-22	2.45	1.60	.82	.59
30-34	2.60	1.70	.89	.64
35-40	2.85	1.90	1.04	.75

Inclusive of p&p and VAT.

SAE brings Catalogue of copper and resistance wires in all coverings.

### THE SCIENTIFIC WIRE COMPANY

PO Box 30, London E4 9BW  
 Reg. Office: 22 Coningsby Gardens,



**BUILD THE TREASURE TRACER MK III Metal Locator**

- Vericap tuning
- Britain's best selling metal locator kit!
- Fitted with Faraday shield.
- Speaker and earphone operation
- 4,000 already sold
- Knocks down to only 17in.
- Prebuilt search coil assembly
- Thoroughly professional finish
- As seen on BBC1 and BBC2 TV
- You only need soldering iron, screwdriver, pliers and snips
- Five transistor circuit

Send stamped, addressed envelope for leaflet

Complete **£15-95** Built & tested **£20-95**  
 Kit  
 Post £1.20-£1.30 VAT Post £1.20-£1.30 VAT

**MINIKITS ELECTRONICS**  
 86 CLEVELAND ROAD,  
 LONDON, E15 2AN (Mail order only)

### PRINTED CIRCUITS and HARDWARE

Readily available supplies of Constructors' Hardware. Printed circuit boards, top quality for individual designs. Prompt service. Send 25p for catalogue from:

**RAMAR CONSTRUCTOR SERVICES**  
 Masons Road, Stratford-on-Avon, Warwicks  
 Tel: 4879

**ATTENTION SWL's & DXers** our new short-wave aerial tuner units and RF preselectors now available. Medium Wave DXers, Unique New Unit, especially for You! SAE Details. **AMTEST**, 55 Vauxhall Street, Worcester WR3 8PA.

### 100 Resistors 75p

±W 5% c/FILM 2-2 Ω-2-2M Ω (E12)

10 each of any value

Send stamped envelope for **FREE SAMPLE**

C80 CASSETTES 30p

C90 CASSETTES 45p

All prices include VAT.

Quantity Discounts

10 Units 5%

50 Units 7%

100 Units 10%

All Cassettes in Plastic Case with Index and Screwed Assembly. Add postage 10p in £1.  
**SALOP ELECTRONICS**  
 23 WYLE COP,  
 SHREWSBURY,  
 Tel. 53286

## ORDER FORM PLEASE WRITE IN BLOCK CAPITALS

Please insert the advertisement below in the next available issue of Practical Wireless for ..... insertions

I enclose Cheque/P.O. for £.....

(Cheques and Postal Orders should be crossed Lloyds Bank Ltd. and made payable to Practical Wireless).


NAME .....

ADDRESS .....

Send to: Classified Advertisement Manager

**PRACTICAL WIRELESS,**  
**GMG, Classified Advertisement Dept., Rm. 2337,**  
**King's Reach Tower, Stamford Street,**  
**London SE1 9LS Telephone 01-261 5846**

Rate  
 20p per word, minimum 12 words. Box No. 60p extra.

Company registered in England. Registered No. 53626. Registered office: King's Reach Tower, Stamford Street, London SE1 9LS

**LED DISPLAYS:**  
 0-3" C.anode 90p each.  
 0-5" C.an/cath (specify) 110p pair.  
 0-6" C.an/cath (specify) 120p each.  
**CLOCK MODULE:** 24hr Alarm LT601H £5.50  
 requires Timr, switches, buzzer, sim MA1002.  
**FCM7001** Time/Cal/Alm chip £8.00  
**MK50397** MM.SS.99 up/down counter £10.00  
**SCRUMPI 2** SC/MP MPU kit £60.00  
**SCRUMPI 3** SC/MP MPU kit £167.30  
**MICROSENSE** MPUs for beginners books, two books for beginners £2.00 pair.  
 CATALOGUE: send SAE.  
 Prices include VAT, add 30p P & P.  
**BYWOOD ELECTRONICS, 68 Ebbens Rd, Hemel Hempstead, HP3 9QRD. Tel: 0442 62757.**

**MORSE CODE TUITION AIDS**  
 Cassette A: 1-12 w.p.m. for amateur radio examination.  
 Cassette B: 12-24 w.p.m. for professional examination preparation.  
 Morse by light systems available. Morse Key and Buzzer Unit for sending practice.  
 Prices each Cassette (including booklets) £4-50. Morse Key and Buzzer £4-50.  
 Prices include postage etc., Overseas Airmail £1-50 extra.  
**MHEL ELECTRONICS (Dept P.W.), 12 Longshore Way, Milton, Portsmouth PO4 8LS.**

**ARMATURE & COIL WINDING ENAMELLED COPPER WIRE**  
 Only top quality materials supplied.  
 All orders dispatched within 24 hrs.

S.W.G.	1 lb reel	1/2 lb reel
10 to 18	£2.95	£1.60
20 to 28	£3.15	£1.80
30 to 34	£3.45	£1.90
35 to 40	£3.65	£2.10

All prices are inclusive of P. & P. in U.K.  
**COPPER SUPPLIES, 102 Parrswood Road, Withington, Manchester 20. Tel: 061-445 8753**

**OUTSTANDING 2200 HI-FI FM TUNER.**  
 Latest silicon superhet design, Varicap Tuning, Full Coverage 88-102 MHZ. Ideal for Push button/Manual tuning. Supplied Built & Tested with full instructions only £9.95 (P&P 50p). **GREGG ELECTRONICS, 86-88 Parchmore Rd, Thornton Heath, Surrey.**

### 100 WATT GUITAR/PA/MUSIC AMPLIFIER

With superb treble, bass. Overdrive, slimline, 12 months guarantee. Unbeatable offer at £39. Also twin channel with separate treble/bass per channel £48. Money returned if not absolutely delighted within 7 days. Also fuzz boxes great sound, robust construction £6.00. Also 100 watt 12 in. speakers £22.50.

All inclusive of P.P. Send cheque or P.O. to:

**WILLIAMSON AMPLIFICATION**  
 62 THORNCLIFFE AVENUE, DUKINFIELD,  
 CHESHIRE. TEL: 061-344 5007

**SUPERB INSTRUMENT CASES** by Bazelli, manufactured from P.V.C. faced steel. Hundreds of people and industrial users are choosing the cases they require from our vast range. Competitive prices start at a low 90p, chassis punching facilities at very competitive prices. 400 models to choose from, free literature (stamp would be appreciated). **BAZELLI, Dept No 25, St. Wilfrid's, Foundry Lane, Halton, Lancaster LA2 6LT.**

**BELLS AND SIRENS**  
**CARTERS SIREN** £5.53  
**INDUSTRIAL SIX**  
**INCH BELL** £8.27  
**PRICES INCLUSIVE**  
**SEND CHEQUE, P.O. to**  
**CWAS ALARM**  
 11 Denbrook Walk,  
 Bradford BD4 0QS  
 6 to 12v D.C. SAE for full Price List. 12v D.C.



## Situations Vacant

# Radio Technicians

Government Communications Headquarters has vacancies for Radio Technicians. Applicants should be 19 or over.

**STANDARDS** required call for a sound knowledge of the principles of electricity and radio, together with appropriate experience of using and maintaining radio and electronic test gear.

**DUTIES** cover highly skilled telecommunications/electronic work, including the construction, installation, maintenance and testing of radio and radar telecommunications equipment and advanced computer and analytic machinery.

**QUALIFICATIONS:** Candidates must hold either the City and Guilds Telecommunications Part 1 (Intermediate) Certificate or equivalent HM Forces qualification.

**SALARY** (inc. supps.) from £2,673 at 19 to £3,379 at 25 (highest pay on entry) rising to £3,883 with opportunity for advancement to higher grades up to £4,297 with a few posts carrying still higher salaries.

Opportunities for service overseas.

Further particulars and application forms available from:

## GCHQ

Recruitment Officer, (Ref PW/9).  
 GCHQ, Oakley,  
 Priors Road, Cheltenham, GL52 5AJ.  
 Cheltenham (0242) 21491 Ext 2270



# TRAINEE COMPUTER ENGINEERS

O/A LEVELS ONC OR CITY AND GUILDS OR TV ENGINEERING?

The UK Training Division of Control Data who manufacture the world's most powerful computer wishes to meet suitable young people between the ages of 21-35 to train as computer engineers with a view to subsequent employment at various locations. This is an opportunity to be trained in computer skills by a leading computer manufacturer for an occupation and industry which offers progressive salaries, really interesting work and excellent career prospects.

Spend an evening with us and investigate our training entry scheme in detail. Find out whether you would qualify for support under TOPS\*.

**FOR LONDON INTERVIEWS CALL 01-637 2171 AND ASK OUR RECEPTIONIST TO CONNECT YOU TO PROGRAM 2E.**

For outer London interviews please call either:

**BIRMINGHAM OFFICE 021 622 7383**  
**MANCHESTER OFFICE 061 832 3114**  
**LEEDS OFFICE 0532 450145**  
**SOUTHAMPTON OFFICE 0703 38644**

\*TOPS—The NATIONAL TRAINING OPPORTUNITIES SCHEME under which training costs and personal subsistence are paid to suitable candidates whilst undergoing training which is designed to lead to employment.

# PROGRESSIVE RADIO

31 CHEAPSIDE, LIVERPOOL L2 2DY. Tel: 051-236-0982

**SEMICONDUCTORS ALL FULL SPEC.** BC212, BC182, BC237, BF197 BC159 all 8p each. LM380 80p, LM381 95p, NE555 35p, 741 8 PIN 23p, 741S (wide bandwidth) 8 pin 35p. TL1305 Alpha numerical display (with data) £2.50p. BX504 opto isolators Infra red led to photo cell, 4 lead 25p, BFY50 plastic 14p, STC 3 volt 1 watt zener diodes 7p each, BD533 35p, MRD3051 photo transistors 35p, FETS similar to 2N3819 18p, MOSFET similar 40673 35p, Intel C103 1024 bit mem rams 95p, CD4051 45p, 723 14 pin I.C.'s. 35p. Special Offer SGS TB890 I.C.'s 10 for £5.00.

**DIODES.** BY127 9p, IN4002 4p, IN4005 7p, 600v 3 amp 17p, ORP61, Mullard new boxed 30p. MANSA 3mm led displays 50p, Min. Nixie 587 OST 75p.

Pot core unit, has six pot cores including one FX2243 (45mm) and two FX2242 (35mm) 3 T03 sil. power transistors on heat sink 3-20m panel fuseholders and panel with various transistors, diodes and a 5 amp plastic SCR, £1.75p plus 75p postage.

**MOTORS.** Model type 1-5-6 volts 20p, 'BIG INCH' sub min motor 115 vac, 3 r.p.m. 25p, 24 OVAC SYNCH. MOTORS WITH GEARBOX, 1/5 r.p.m. 75p, 1/24th r.p.m. 75p, 15 r.p.m. £1.20p, Crouzet 115 VAC 4 r.p.m. 95p, 12v D.C. 5. Pole 35p.

**HI-SPEED MORSE KEY, ALL METAL £2.25p.**

**PLESSEY WINKLER SWITCHES, 1 Pole, 30 way, 2 Bank Adj. Stop, 75p.** Crystal microphone inserts 37mm 45p, Grundig electret condenser inserts with built in FET preamp £1.50p, ELECTRET HAND MICROPHONES 1K IMP WITH STANDARD JACK PLUG £2.85p, TIE CLIP CONDENSER MIKES OMNI, 1K IMP, (uses deaf aid battery, supplied) £4.95p.

**SOLDER SUCKER,** high suction, eye protection shield £4.95p.

**PROJECT BOXES, BLACK ABS PLASTIC WITH BRASS INSERTS AND LID, 75 x 56 x 35 44p, 95 x 71 x 35 52p, 115 x 95 x 36 60p.**

**BUZZERS, GPO** open type 3-6v 30p, Large plastic domed type loud note 6 or 12 volts 50p, Solid State buzzers, miniature, 6-9-12-24 volt 15ma 75p each.

**TAPE HEADS, Mono Cassette £1.30p, Stereo cassette £3.00, BSR MN1330 half track dual imp. heads £1.75p, TD10 Dual head assemblies 2 heads both 1/2 track R/P with built in erase, mounted on bracket, £1.20p.**

Relays, Min. sealed 12v dc type 4 pole changeover 55p, Min 24v dc 2 pole c/o 3 amp contacts 55p, Min sealed 220V AC 2 pole c/o 40p, Open type 12v dc 4 pole c/o 50p, 4 pole reed relays N/O 20p.

**CRYSTALS, 300khz 40p, 50V AC** cam units, motor switching ten c/o micro switches, supplied with capacitor for 240V AC use £1.95p plus 35p postage.

**MAINS TRANSFORMERS, all 240V AC** primary, postage shown in brackets per transformer, 6-0-6 100ma, 9-0-9 75ma, 12-0-12 50ma 75p each (15p), 0-4-6-9 150ma no mounting bracket, 65p (20p), 12-0-12 100ma 95p (15p), 12V 500ma 95p (22p), 12V 2 amp £2.25 (45p), 12V 4 amp £2.75 (54p), 15-0-15V 1 amp £2.10 (45p), 30-0-30V 1 amp £2.75 (54p), 0-12-15-20-24-30V tapped at 2 amp £4.50 (54p), 20-0-20V 2 amp £3.50 (54p), 25V 1.5 amp £1.45 (45p), 18V 1.5 amp rectified £2.00 (45p), 35V 2 amp, 2-5V 2 amp Toroid £2.95 (54p), 20V 2.5 amp, £2.20 (54p).

**11XENON/TRIAC** pulse transformers 30p.

**U.H.F. TV Tuners,** push button (not varicap) new and boxed £2.50p. Miniature toggle switches, SPST 8 x 5 x 7 45p, DPDT 8 x 7 x 7 50p, DPDT c/o 12 x 11 x 9 75p, Min. push to make or push to break 16 x 16mm 15p each type. Slider switches, DPDT standard 15p, Min 12p, Std. c/o 20p. Roller action micro switches 15p.

**TOOLS** Small side cutters 5" insulated handles £1.35p, Snub nosed pliers 5" insulated handles £1.35p, Wattmats 5" screwdriver sets, 5 drivers in wallet £1.00p. Large mains tester screwdrivers, fully insulated 8" 44p, Test lead jumper sets, 10 leads with insulated core clips each end, different colours 80p. Telephone pick up coil, suction type with 3-5mm jack plug 50p, 9 volt battery eliminators, 240v ac input 9v dc out at 120mA stabilised replaced PPS, PP6, PP7, PP9 £2.45p. Edge connectors, 0 1 64 way 65p, 34 way 40p, 0-2 18 way 15p, 13 amp rubber trailer extension sockets 30p, LA1230 adj. core 15mm diam. 14mm Ht. £1.00 for 50p. Tape head demagnetisers, 240v ac with on/off switch, straight probe £2.00, curved probe (cassette) £2.35p.

**TERMS:** cash with order, (or official orders from colleges etc). Postage 30p unless otherwise shown, overseas post at cost. VAT inclusive prices. S.A.E. for lists.

**Progressive Radio, 31 Cheapside, Liverpool L2 2DY. Tel: 051 236 0982.**



**HIGH QUALITY Very Low Distortion Audio Signal Generator**  
 AN IDEAL INSTRUMENT FOR HI-FI TESTING

Based on a Linsley Hood design.


**PRICES,** assembled instrument, plastic case £26.50, metal case £30. (Kits, £22). Tax extra 8%. P.P. and Ins. £1.

**Specification.** Frequency range: 10 Hz-100kHz in 4 steps. Output: 10mV-1 volt in 3 steps. Sine- and Square-wave forms: Dist. below .02%. Attenuator: Powered by 9V battery.

Other instruments: Millivoltmeter, Frequency Meter, Reg. P.S. Units. THD Analyser. Also Hi-Fi Amp kits 10-100 Watts F.M. Tuners, Kef Speaker Units.

S.A.E. for further information to:

**TELERADIO ELECTRONICS (PW)**  
 325, Fore Street, Edmonton, London, N.9. Telephone: 01-807-3719.



# Wilmslow Audio

## THE firm for speakers!

**SEND 15P STAMP FOR THE WORLD'S BEST CATALOGUE OF SPEAKERS, DRIVE UNITS, KITS, CROSSOVERS ETC. AND DISCOUNT PRICE LIST.**

ATC ● AUDAX ● BAKER ● BOWERS & WILKINS ● CASTLE ● CELESTION ● CHARTWELL ● COLES ● DALESFORD ● DECCA ● EMI ● EAGLE ● ELAC ● FANE ● GAUSS ● GOODMANS ● HELME ● I.M.F. ● ISOPHON ● JR ● JORDAN WATTS ● KEF ● LEAK ● LOWTHER ● MCKENZIE ● MONITOR AUDIO ● PEERLESS ● RADFORD ● RAM ● RICHARD ALLAN ● SEAS ● TANNOY ● VIDEOTONE ● WHARFEDALE

# WILMSLOW AUDIO

 (Dept. P.W.)

**SWAN WORKS, BANK SQUARE, WILMSLOW, CHESHIRE SK9 1HF**

Discount HiFi Etc. at 5 Swan Street and 10 Swan Street  
**TEL: WILMSLOW 29599 FOR SPEAKERS**  
**WILMSLOW 26213 FOR HIFI**

Transistors		Diodes		Digital I.C.'s		W/W Resistors	
Device	Price	Device	Price	Device	Price	Device	Price
ACY 20	3.20	AA 119	60 4.00	74L00	2.40	2-5W Axial	80 6.50
ASY 66	90	BY 127	90 8.00	74L04	2.70	5W Radial	80 6.00
BC 107	80	1S 44	45 3.00	74L73	4.90	10W Axial	80 6.00
*BC 118	1.10	1S 940	40 2.50	74L74	4.30	15W Radial	85 6.00
*BC 132	95	1S 941	40 2.50	74L91	14.50	<b>Bargain Packs</b>	
*BC 147	80	<b>Linear I.C.'s</b>		<b>Fairchild</b>		<b>All items new and marked</b>	
*BC 149	80	Device	Price	9000	5.90	<b>*Pak 1</b>	
*BC 204B	80	741 8P DIL	18 1.70	9002	3.00	100 Gen. purpose transistors including,	
BC 348	1.00	555 8P DIL	26 2.40	9016	3.60	BC 149, 2N3703, etc. £5	
BC 351	1.00	*M252 B1 AA	6.00 45.00	9304	25.00	<b>*Pak 2</b>	
BD 131	3.30	<b>Ram</b>		9308	10.00	20 transistors including	
BD 695A	5.50	2102-2N	1.40 10.00	9316	18.00	BD 131, BD 695A, etc.	
BD 696A	5.50	<b>Capacitors</b>		9322	10.00	<b>*Pak 3</b>	
BF 185	2.40	Device	Price	9324	16.00	100 mixed w/w resistors including, 2-5W, 5W, 10W, etc. £3.50	
BF 324	3.30	0-01/25 Disc	50 3.50	9601	8.50	<b>*Pak 4</b>	
BT 106	10.00	0-01/30 Disc	55 3.50	953	3.20	100 off 74 series with	
*BU 205	14.00	0-1/200 Radial	70 5.50	956	3.40	30 preformed pins including, 7410, 7430, etc. £4	
*BU 208	15.00	0-1/800 Axial	60 4.00	946	3.30	<b>*Pak 5</b>	
OC 200	7.00	0-65/100 Radial	70 5.50	962	3.00	100 Gen. purpose diodes including, IS44, IS941, etc. £2.50	
*ZTX 212B	1.10	2-2/100 Radial	80 6.00	9099	7.00		
*ZTX 302	1.00	6 8/6 Tant	90 7.00	<b>Horiz. Preset</b>			
*ZTX 502	1.10	Device	Price	Device			
2N 930	1.00	100/250 Axial	3.20 24.00	1S941, etc.			
2N 2647	8.00	680/25 Axial	1.80 14.00	*1 Megohm			
*2N 3703	80						
*2N 3705	80						

Min. order £2. P&P 25p. VAT please add 8% except those marked \* which are 12.5%. Export, wholesale and manufacturers enquiries welcome.

**K & A DISTRIBUTORS**  
 52 BARKBY ROAD, SYSTON, LEICESTER LE7 8AF. Tel. 0533 609391






# WATFORD ELECTRONICS

(Continued from opposite side)


DIODES	
AA119	15
AA129	25
AA230	25
AAZ15	15
AAE11	60
BA100	10
BY100	24
BY125	14
BY127	14
OA9	75
OA47	12
OA70	12
OA79	12
OA81	15
OA85	12
OA90	8
OA91	6
OA95	8
OA200	8
OA202	8
IN814	4
IN816	5
IN4001/2*	5
IN4003*	6
IN4004/5*	6
IN4006/7*	7
IN4148	8
IS44	20
3A/100V*	15
3A/400V*	18
3A/600V*	27
3A/1000V*	30
6A/600V	65
SCR's*	
Thyristors	
1A50V	38
1A100V	42
1A200V	47
1A400V	52
1A600V	70
3A50V	38
3A100V	42
3A200V	60
3A400V	110
3A600V	120
5A400V	120
7A400V	125
8A400V	150
BT106	150
CT106	5
TC144	25
TC145	45
2N4444	140

OPTO ELECTRONICS*	
LEDs + Clip	
TIL209 Red	13
TIL211 Grn	23
TIL212 Yellow	27
0-2" Red	140
Grn, Amber	21
ORP6*	16
ORP12	63
2N5777	54
SPEAKERS	
8Ω 0-3W	65
2 1/2" 2"	58
4Ω 2-5"	65
8Ω 2-5"	65
8Ω 3W	190
6" x 4"	160
TRIACS*	
3A200V	49
3A400V	55
6A500V	85
8A400V	75
8A500V	92
10A500V	97
15A400V	165
15A400V	185
18A500V	210
40669	95
DIAC*	
ST2	25
ISOLATORS	
TIL117	105
TIL114	110
TIL117	164
3 OR 4 Crystal 97sp	
VOLTAGE REGULATORS*	
T03 Can Type	
1A +ve: 5V, 12V, 15V, 18V	145p each
LM309K	135
LM323K	625
MVR5 or 12	180
1A -ve: 5V, 12V	220
ROCKER: (white) 5A 250V SP change-over centre off	
ROCKER: (Illuminated, red) Chrome Bezel 5A 250V SP	52
ROTARY: "Make-A-Switch" Make your own multiway Switch. Adjustable Stop Shafting Assembly. Accommodates up to 6 Wafers	
Mains Switch DPST to fit	34
Break Before Make Wafers, 1 pole/12 way, 2p/6 way, 3p/4 way, 4p/3 way, 6p/2 way	47
Spacer and Screen	5
ROTARY: (Adjustable Stop) 1 pole/2 to 12 way, 2p/2 to 6 way, 3 pole/2 to 4 way, 4 pole/2 to 3 way	
ROTARY: Mains 250V AC, 4 Amp	45
PW PROJECTS	
Easylub Organ, General Coverage Receiver, Chromachase, 24hrs. Digital Clock, "JUBILEE" Electronic Organ, General Purpose SW Receiver, Gas & Smoke Sensor Alarm, "SEEKIT" Metal Locator, "PURBECK" Oscilloscope, Tank Battle Game, Audio Distortion Meter, 'AVON' 2m FM Transmitter. Send SAE plus 5p per list.	

SWITCHES*	
TOGGLE 2A 250V	
SPST	28
DPDT	34
DPDT	38
4 pole on off	54
SUB-MIN TOGGLE	
SP changeover	59
SPST on off	54
SPST biased	85
DPDT 6 tags	70
DPDT C/OFF	79
DPDT Biased	115
SLIDE 250V	
1A DPDT	14
1A DPDT C/O	15
1A DPDT	13
4 pole 2-way	24
PUSH BUTTON	
Spring loaded	
Latching	60
SPST on off	60
SPDT C/over	65
DPDT 6 Tag	85
MINIATURE	
Non Locking	25
Push to make	15
Push Break	15
ROCKER: (Black) on/off 10A 250V 23	



"PURBECK OSCILLOSCOPE"  
AUTHOR APPROVED PARTS including PCBs available. Cathode Ray Tube 3BPI £7.75\* (p&p insured 90p).  
Send S.A.E. for leaflet.



Announcing DM900—The DIGITAL MULTIMETER with a difference—it measures Capacitance too! (as published in E.T.I. August 1978) Throw away your analogue meters, here's digital accuracy at only half the price of an equivalent commercial Multimeter.

The DM900 is a 3 1/2 digit multimeter with an 0.5" L.C.D. display incorporating:  
5 AC & DC Voltage ranges; 6 resistance ranges  
5 AC & DC Current ranges; 4 Capacitance ranges  
The prototype accuracy is better than 1%.

This is a unique design using the latest MOS ICs and due to the minimal current drain, is powered by only one PP3 battery. There is also a battery check facility. The DM900 is an attractive hand-held, light weight device, built into a high impact case with carrying handle and has been ingeniously designed to simplify assembly. Never before have all these features been offered to the electronics enthusiast in a single unit. (Demonstration at our shop.)

**Special introductory offer — £49.95\* only (p&p insured add 75p.)**  
Leads (probes) optional extra. Ready-built Units available on special order.

# VDU Chip and MODULE

Convert your TV into a VDU by using the new Thompson-CSF TV-CRT controller chip, SF.F 96364, 16 line by 64 Characters text refreshment. Cursor management, Cursor Management on screen. Line erasing. Compatible with any Computing system.

SF.F 96364E	£11.75*
AY-3-1015	£5.60*
AY-5-103 UART	£4.50*
71301 ROM	£8.20*
SFS80102 RAM	£2.05*
74LS163 RAM	£1.18*
MODULE Complete	£136.50;

# INDEX TO ADVERTISERS

A.H. Supplies	10	G2DYM Aerials	82	Radio Book Services	83
Alben Engineering	2	G.C.H.Q.	84	Radio Components Specialists	67
Amateur Radio	2	G.T. Information Service	83	Radio Exchange Ltd.	5
Ambit International	73	Greenwell Electronics	12	Ramar Constructor Services	83
Bamber B.	4	H.A.C. Short-Wave Supplies	14	Reed Hampton	63
Barrie Electronics	75	Harversons	8	R.F. Equipment Spares	80
Bi-Pak Ltd.	19	Heathkit	8	Roquaine	78
Birkett J.	80	Home Radio	18	R.S.C. (Hi-Fi)	7
British National Radio & Electronics School	9, 16, 76	I.L.P. Electronics Ltd.	77	R.S.T. Valve Mail Order Co.	17
J. Bull (Electrical) Ltd.	13	Intertext ICS	18	Radio & T.V. Components Ltd.	81
Bywood Electronics	84	K & A Distributors	85	Salop Electronics	83
Cambridge Kits	83	Logic Leisure (Teleplay)	27	Sandwell Plant Ltd.	82
Caranna C.	83	Low Electronics	6	Scientific Wire Co., The	83
Chromasonics	10	Mainline	11	Seltronics	82
City Publishing	83	Manor Supplies	10	Sentinel Supplies	16
Codespeed	82	Maplin Electronic Supplies	cover IV	Sonic (Hi-Fi)	14
Colomor	7	Marshall A. (London) Ltd.	78	Sonic Sound Audio	4
Continental Specialists	79	Mhel Electronics	84	Southern Valve Co.	10
Copper Supplies	84	Minikits Electronics	83	Sowter E. A. Ltd.	82
Cox Radio (Sussex) Ltd.	82	Moulded Electronics Components Ltd.	75	Stirling Sound	16
Crecent Radio	7	Monolith	18	Strutt Electrical & Mechanical Engineering Ltd.	75
Crimson Elektrik	12	Mulhall Electronics	83	Swanley Electronics	88
C.R. Supply Co.	82	Noble Electronics	83	Technomatic Ltd.	80
C.W.A.S. Alarm	84	O.K. Machine & Tool (U.K.) Ltd.	15	Teleradio	85
Doram Electronics	12, cover III	Osmabet	78	Tempus	14
Electronic Surplus Equipment	63	Partridge Electronics Ltd.	6	T.K. Electronics	82
Electronic Design Associates	2	P.C.B. Service	3	Van Karen Publishing	82
Electronical Supplies	76	Precision Petite	7	Watford Electronics	86, 87
Electrovalue	4	Progressive Radio	85	West London Direct Supplies	14
Fidelity Fastenings	6	Powell T.	cover II	Williams, Michael	18
Flairline	78			Williamson Amplification	84
				Wilmslow Audio	85
				Z & I Aero Services	88

Head Office and Warehouse  
44A WESTBOURNE GROVE  
LONDON W2 5SF  
Tel: 727 5641/2/3

# Z & I AERO SERVICES LTD.

Reg No. 242 1255 03

Please send all correspondence and Mail-Orders to Head Office

Retail Shop  
85 TOTTENHAM COURT ROAD  
LONDON W1  
Tel: 580 8403  
Open all day Saturday

## A SELECTION FROM OUR STOCKS OF FULLY GUARANTEED FIRST QUALITY VALVES

1B3GT 0.65	6AK7 0.85	6CW4 3.75	12BA6 0.65	ECL80 0.60	EZ80 0.50	PCL86 0.85
1R4 0.50	6AL5 0.40	6CV5 1.00	12BE6 0.80	ECL81 0.75	EZ81 0.50	PCL805 0.75
1R5 0.50	6AM6 0.70	6CY7 1.00	12BH7A 0.75	ECL82 0.60	GY501 0.90	PD510 3.35
1S4 0.40	6AM8 0.70	6DQ6B 1.45	12BY7A 0.80	ECL83 1.15	GZ30 0.65	PL36 1.10
1S5 0.40	6AN5 2.50	6DT6 0.80	35W4 0.70	ECL84 0.70	GZ32 0.65	PL81 0.80
1T4 0.40	6AN6 0.85	6GH8A 0.80	50C5 1.00	ECL85 0.65	KT66 4.50	PL82 0.55
1U4 0.70	6AQ5 0.85	6GK5 0.70	*75C1 0.80	ECL86 0.85	KT88 5.80	PL83 0.70
1U5 0.80	6AR5 0.70	6J4 1.20	*85A2 0.85	EF80 0.40	OA2 0.55	PL84 0.50
1X2B 1.20	6AS6 1.00	6J5GT 0.80	*90C1 1.20	EF85 0.48	OA3 0.75	PL95 0.70
2CW4 4.50	6AS7G 1.20	6J6 0.55	*807 1.00	EF86 0.60	OB2 0.60	PL504 1.05
*2D21 0.80	6AT6 0.75	6J7 0.80	*811A 3.80	EF92 0.75	OB3 0.75	PL508 1.30
*3-500Z 40.00	6AU6 0.50	6K6GT 0.85	*829B 0.85	EF97 0.70	OC2 1.40	PL802 2.80
3Q4 0.75	6AV6 0.75	6L6GT 0.85	*832A 8.20	EF98 0.90	OC3 0.75	PY81 0.75
3S4 0.50	6AV8A 0.75	6N7GT 0.85	*866A 3.00	EF183 0.70	OD3 0.75	PY82 0.75
5AQ5 0.75	6AX4GTB 1.00	6Q7 0.90	*872A 6.00	EF184 0.70	PABC80 0.45	PY88 0.75
5AT8 0.80	6AX5GT 1.30	6A7 0.80	*5763 2.85	EFL200 1.20	PC86 0.85	PY500A 1.30
5T4 0.75	6BA6 0.45	6S7 0.80	DAF96 0.60	EH90 0.60	PC88 0.85	TT21 7.80
5U4G 0.60	6BE6 0.48	6SK7 0.80	DF96 0.60	EL34 0.95	PC92 0.85	TT22 7.80
5U4GB 0.95	6BF5 0.85	6SL7GT 0.70	DK92 1.00	EL36 0.95	PC95 0.70	U26 1.00
5U8 0.75	6BF6 0.75	6SN7GT 0.70	DL96 0.60	EL81 0.65	PC96 0.50	UABC80 0.58
5V4G 0.60	6BH6 0.85	6SQ7 0.80	ECC84 0.60	EL82 0.60	PC97 0.95	UBC81 0.60
5X4G 0.80	6BJ6 1.20	6V6GT 0.65	ECC85 0.48	EL83 0.60	PC900 1.00	UBF89 0.60
5X8 0.90	6BN6 0.80	6X4 0.60	ECC86 1.25	EL84 0.45	PC884 0.50	UBL21 0.85
5Y3GT 0.65	6BQ7A 0.65	6X5GT 0.60	ECC88 0.75	EL86 0.75	PC885 0.60	UCC84 0.75
5Z4GT 0.65	6BR8A 1.20	12AC6 0.80	ECC89 0.80	EL95 0.70	PCC88 0.65	UCC85 0.55
6B4 0.55	6BS7 2.30	12AD6 0.80	ECC189 0.80	EL504 0.80	PC889 0.75	UCH80 0.75
6AB7 0.60	6BU8 0.85	12AE6 0.85	ECF80 0.60	EM80 0.65	PCC189 1.00	UCH81 0.65
6AC7 0.80	6BW7 1.00	12AT6 0.60	ECF86 0.80	EM81 0.60	PCF80 0.65	UCL81 0.70
6AF4A 0.80	6BZ6 0.65	12AT7 0.50	ECF200 0.90	EM84 0.60	PCF82 0.45	UCL82 0.75
6AG5 0.65	6BZ7 0.70	12AU6 0.65	ECF201 0.90	EM87 1.00	PCF84 0.65	UCL83 0.80
6AG7 0.85	6C4 0.55	12AU7 0.47	ECF801 0.95	EY51 0.60	PCF201 1.10	UF85 0.50
6AH6 0.95	6CB6 0.55	12AV6 0.85	ECF802 0.95	EY81 0.50	PCF806 1.00	UL84 0.85
6AJ5 0.65	6CS7 0.85	12AV7 1.00	ECH81 0.55	EY87 0.50	PCL81 0.65	UM80 0.60
6AK5 0.55	6CU5 1.00	12AX7 0.55	ECH83 0.60	EY88 0.55	PCL82 0.80	UM81 0.75
6AK6 0.75	6CU6 1.00	12AY7 0.85	ECH200 0.80	EY500A 1.50	PCL84 0.75	UM84 0.45

## SPECIAL OFFER OF TRANSISTORS AND I.C.'s

*CA741CG 8-PIN	D.I.L.	0.20
*LM555CN 8-PIN	D.I.L.	0.25
*MM5316		2.25
*AD161	0.32	BC308 0.08
*AD162	0.32	BC327 0.08
BC237	0.08	BC337 0.08
BC238	0.08	BC547 0.08
BC239	0.08	BC557 0.08
BC307	0.08	*2N3055 0.45

## AC/DC TAUT SUSPENSION MULTIMETERS TYPE U4315

20,000 o.p.v. D.C.  
2,000 o.p.v. A.C.  
50µA-2.5A D.C.  
0.5A-2.5A A.C.  
75mV-1000V D.C.  
1V-1000V  
300Ω-500kΩ



Price complete with pressed steel carrying case and test leads. £15.85\*  
Packing & postage £1.50\*

VAT is not included. Please add 12 1/2% on all items except those marked with asterisk, on which VAT is 8%. Postage and packing charges are £0.10 per £ subject to a minimum of £0.30. Minimum order charge for Approved Credit customers £20.00. Minimum Transaction Charge for mail orders £1.00.

OUR NEW 1977/1978 CATALOGUE IS NOW READY AND WILL BE SENT ON RECEIPT OF REMITTANCE FOR £0.30

**S'NCLAIR PRODUCTS\***  
Microvision TV now in stock £200. PDM35 digital multimeter £25.95. Mains adaptor £3.24. De-luxe padded case £3.25. New DM235 digital multimeter P.O.A. Cambridge programmable calculator £13.15. Prog. library £2.95. Mains adaptor £3.20.

**S-DECS AND T-DECS\***  
S-Dec £3.39. T-Dec £4.44. U-DeCa £4.52. µDeCb £6.73. 16dil or 10T05 adaptors with sockets £2.14.

**CONTINENTAL SPECIALISTS PRODUCTS\***  
EXP300 £6.21. EXP350 £3.40. EXP600 £6.80. EXP650 £3.89. EXP4B £2.48. PB6 £9.94. PB100 £12.74. LMI £30.99. LPI £33.48. LP2 £19.44.

**TV GAMES**  
Send see for free data. New racing car tv games chip AY-3-8603 plus economy kit £20.80. Tank battle chip AY-3-8710 plus economy kit £13.95. Stunt motor cycle chip AY-3-8760-1 plus economy kit £12.50. 10 game paddle 2 chip AY-8600 plus economy kit £14.70. AY-3-8500 chip plus economy kit £8.95. Modified shoot kit £4.99. Rifle kit £4.95. Car generator kit £1.50. Attractively cased assembled tv games: 4 game models (tennis, football, squash and pelota) black and white £11.95, colour £14.50. Deluxe 6 game model with pistol attachment £17.95. TV games mains adaptors £3.10.

**MAINS TRANSFORMERS**  
6-0V 100ma 79p. 1 1/2 £2.35. 6.3V 1 1/2 £1.89. 9.0-0V 75ma 79p. 1a £1.99. 9a £2.60. 12.0-12V 50ma 79p. 100ma 90p. 1a £2.49. 13V 3a 95p. 15.0-15V 1a £2.79. 30.0-30V 1a £3.50.

**JC12, JC20 AND JC40 AMPLIFIERS**  
A range of integrated circuit audio amplifiers supplied with free data and printed circuits. JC12 6 watts £1.60. JC20 10 watts £2.95. JC40 20 watts £4.20. Send see for free data on our range of matching power and preamp kits.

**FERRANTI ZN414**  
IC radio chip £1.05. Extra parts and pcb for radio £3.85. Case £1. Send see for free data.

**PRINTED CIRCUIT MATERIALS**  
PC etching kits:—economy £1.70. standard £3.82. 50 sq ins pcb 40p. 1lb FeCl £1.05. etch resist pens:—economy 45p. dial 75p. Small drill bits 1/32 ins or 1mm 20p each. Etching dish 88p. Laminate cutter 75p.

## SWANLEY ELECTRONICS

DEPT. PW, 32 Goswell Rd., Swanley, Kent BR8 8EZ

Mail order only. Please add 30p to the total cost of order for postage. Prices include V.A.T. Overseas customers deduct 7% on items marked \* and 11% on others. Official credit orders welcome.

**BATTERY ELIMINATOR BARGAINS**  
TV games power unit stabilized 7.7V 100ma £3.10. 3-way models with switched output and 4-way multi-jack - 3/4 8/8V 100ma £2.92. 6/7 1/2 9V 300ma £3.30. 100ma radio models same size as a PP9 battery. With press stud connectors. 9V £2.85. 6V £2.35. 4 1/2 V £2.85. 9V + 9V £4.50. 6V + 6V £4.50. 4 1/2 V + 4 1/2 V £4.50. Cassette recorder mains unit 7 1/2 100ma with 5 pin din plug £2.85. Car converters 12V dc input. Output 9V 300ma £1.50. Output 7 1/2 300ma £1.50.

**BATTERY ELIMINATOR KITS**  
Send see for free leaflet on range. 100ma radio types with press stud connectors. 4 1/2 V £1.80. 6V £1.80. 9V £1.80. 4 1/2 + 4 1/2 £2.50. 6 + 6V £2.50. 9 + 9V £2.50. Cassette type 7 1/2 V 100ma with din plug £1.80. Heavy-duty 13 way types 4 1/2 6/7 8/8/11/13/14/17/21/25/28/34/42V. 1 Amp £4.65. 2 Amp £7.25. Transistor stabilized 8-way types for low hum. 3/4 1/2 6/7 8/8/12/15/18/100ma £3.20. 1 Amp £6.40. Variable voltage stabilized models. 2-18V 100ma £3.60. 2-30V 1A £6.95. 2-30V 2A £10.95. Car converters 12V dc input. Output 9V 7 1/2 1V 1 Amp stabilized £1.85.

**BI-PAK AUDIO MODULES**  
Send see for data. S450 tuner £23.51. AL60 £4.86. PA100 £16.71. SPM80 £4.47. SMT80 £5.95. MK60 £38.74. Stereo 30 £20.42.

**BULKBUY OFFERS**  
Minimum purchase £10 any mix from this section. IN4148 1 3p. IN4002 3 6p. BC212 8p. 741 8 dil 15p. NE555 8 dil 29p. 723 14 dil 73p. Daleo pens 59p. AC76023N exact equiv of SNT6023N with improved heat sink 79p. Plastic equivs of popular transistors: BC108 3 8p. BC109 4 4p. BCY71 4 7p. BCY724 4p. Fuses 20mm x 5mm cartridge .25, .5, 1, 2, 3, 5 Amp. quickblow type 7p. Antisurge type 3 4p. Resistors 5% E12 10 ohm to 10M. 3W 0 5p. 1W 1 5p. Polyester capacitors 250V 01. 022. 033. 047mf 2 7p. 015mf 1 1p. 068mf 1 4p. 0 1mf 1 5p. 0 22mf 3p. 0 33mf 2 5p. 0 47mf 4 8p. Polystyrene capacitors E12 63V 15 to 6800pF 23p. Ceramic capacitors 50V E12 22pf to 1000pf 1 7p. E6 1500 to 33000pf 1 7p. 47000pf 2p. Electrolytics 50V 0 47, 1, 2mf 5p. 25V 5mf 5p. 10mf 4p. 16V 22mf 5p. 33, 47, 100mf 6p. 220, 330mf 9p. 470mf 11p. 1000mf 85p. Zeners 400mW E24 2V7 to 35V 6 1p. Preset pots sub miniature 0 1W horiz. output vert 100 to 4M7 6 8p. Potentiometers 1W 4K7 to 2M2 log or lin. single 26p. Dual 76p.

# Mail Order Protection Scheme

The Publishers of *Practical Wireless* are members of the Periodical Publishers Association which has given an undertaking to the Director General of Fair Trading to refund monies sent by readers in response to mail order advertisements, placed by mail order traders, who fail to supply goods or refund monies owing to liquidation or bankruptcy. This arrangement does not apply to any failure to supply goods advertised in a catalogue or in a direct mail solicitation.

In the unhappy event of the failure of a mail order trader readers are advised to lodge a claim with *Practical Wireless* within three months of the date of the appearance of the advertisement, providing proof of payment. Claims lodged after this period will be considered at the Publisher's discretion. Since all refunds are made by the magazine voluntarily and at its own expense, this undertaking enables you to respond to our mail order advertisers with the fullest confidence.

For the purpose of this scheme, mail order advertising is defined as:—

'Direct response advertisements, display or postal bargains where cash had to be sent in advance of goods being delivered'. Classified and catalogue mail order advertising are excluded.

Published on approximately the 7th of each month by IPC Magazines Limited, Westover House, West Quay Road, POOLE, Dorset BH15 1JG. Printed in England by Index Printers, Dunstable, Beds. Sole Agents for Australia and New Zealand—Gordon and Gotch (Asia) Ltd., South Africa—General News Agency Ltd. Subscriptions INLAND and OVERSEAS £10.60 payable to IPC Services, Oakfield House, Perryman Road, Hayward Heath, Sussex. PRACTICAL WIRELESS is not subject to the following conditions, namely that it shall not, without the written consent of the Publishers first having been given, be lent, resold, hired out or otherwise disposed of by way of Trade at more than the recommended selling price shown on the cover, excluding Eire where the selling price is subject to V.A.T. and that it shall not be lent, resold, hired out or otherwise disposed of in a mutilated condition or in any unauthorised cover by way of Trade or affixed to or as part of any publication or advertising, literary or pictorial matter whatsoever.



# Nights of Delight.....

( sent in a plain  
brown envelope )

The new Doram Electronic  
Hobbies Catalogue is  
packed full of new exciting  
merchandise including

**MICRO PROCESSOR  
BASED KITS.**

**ELECTRONIC KITS FOR  
ALL THE FAMILY**

**ELECTRONIC TOOLS AND  
BOOKS**

**AUDIO & CAR  
ACCESSORIES ETC.**

For your Nights of Delight.  
Send for your copy now.

Overseas customers  
(except for N. Ireland)—  
60p including despatch by Air  
(or all-up post).

Doram Electronics Ltd.,  
PO Box TR8,  
Wellington Road Estate,  
Wellington Bridge,  
Leeds LS12 2UF

## DORAM

### ELECTRONIC HOBBIES CATALOGUE

Name .....

Address .....

Please send my FREE Hobbies  
Catalogue. I enclose **25p**  
contribution to p. & p.

**Doram Electronics Ltd.,**  
PO Box TR8,  
Wellington Road Estate,  
Wellington Bridge,  
Leeds LS12 2UF

PW 3




# MAPLIN

everything for the modern D.I.Y. electronics enthusiast and more.




## 100W RMS STEREO DISCO

A genuine 100W RMS per channel (both channels driven) stereo disco with auto fade on microphone, VU meters, full monitoring and cueing facilities and a very high quality light show. Complete construction booklet ME541 price 25p. Cabinet comes complete with lid and carrying handles.




## 10 CHANNEL STEREO GRAPHIC EQUALISER

A new design with no difficult coils to wind, but a specification that puts it in the top-flight hi-fi class. All this for around £70 including fully punched and printed metalwork and woodwork. Send for our component schedule now. Full construction details price 25p. (All prices include V.A.T. and p & p.)



## INTEGRATED CIRCUITS

Over 35 pages in our catalogue devoted to hundreds of useful IC's. All with data, pin connections and many with applications circuits and projects to build. Post the coupon now!



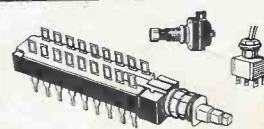
## VERY LOW-DISTORTION AUDIO OSCILLATOR

The very low distortion sine wave (<0.01%) output is suitable for testing very high quality hi-fi audio equipment. Also includes square wave output. Range 20Hz to 26kHz. Output 0V to 1V in three continuously variable steps. Total cost around £21. Full construction details in our catalogue. Send the coupon below, now! (All prices include V.A.T. and p & p.)




## TOUCH-SENSITIVE PIANO

The revolutionary new IC AY-1-1320 first seen on 'Tomorrow's World' is now available. Complete kit of IC's to build a 60-note piano (18 x IC's) order as HQ53H price £36.86. Preliminary circuit details in our October newsletter. Complete design, pcb's attractive veneered wooden cabinet available soon. It's the most realistic-sounding electronic piano we've ever heard and includes simulated damping, loud and soft pedals. Full details in our newsletters. (All prices include V.A.T. and p & p.)



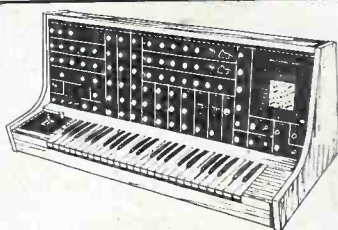
## SWITCHES

We stock a wide range of switches including a really low-priced high quality interlocking push-button switch system, which is extremely versatile. We've got toggle switches, slide switches, push switches, rotary switches—there are dozens to choose from, but it's only a tiny part of our fantastic range.



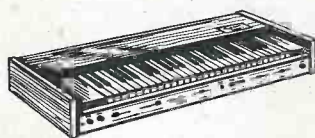
## PEDAL UNIT

A completely self-contained pedal unit. 13-note. 2-Octave range. 4 organ stops. It can be added to any organ. A really unusual extra is the bass guitar stop which uses four envelope shapers to give a real bass guitar sound. A must for the solo guitarist. Full construction details in our catalogue—post the coupon below, now!



## SYNTHESISER

The International 4600 Synthesiser. A very comprehensive unit. Over 400 sold. We stock all the parts costing less than £500 including fully punched and printed metalwork and a smart teak cabinet. Far less than half what you'd pay for a ready made synthesiser of equal quality. Specification on request. Full construction details in our construction book £1.50. (All prices include V.A.T. and p & p.)



## 'PE' STRING ENSEMBLE

Unbeatable prices and finest quality components only when you buy from Maplin. All parts available to build this fascinating project. Component schedule available shortly (s.a.e. appreciated). Demonstration model in our shop soon. Phone now and compare our prices.



Our bi-monthly newsletter keeps you up to date with latest guaranteed prices — our latest special offers — details of new projects and new lines. Send 30p for the next six issues (5p discount voucher with each copy).

**IT'S A FANTASTIC BESTSELLER!**  
216 big (11" x 8") pages! Over a thousand illustrations! Over 30 pages of complete projects to build! Thousands and thousands of useful components described and illustrated! No wonder it's a bestseller!

**DON'T MISS OUT! SEND 60p NOW!**

**MAPLIN ELECTRONIC SUPPLIES**

P.O. BOX 3 RAYLEIGH ESSEX SS6 8LR

Telephone: Southend (0702) 715155

Shop: 284, London Road, Westcliff-on-Sea, Essex.

(Closed on Monday) Telephone: Southend (0702) 715157



**POST THIS COUPON NOW FOR YOUR COPY OF OUR CATALOGUE PRICE 60p**

Please rush me a copy of your 216 page catalogue I enclose 60p, but understand that if I am not completely satisfied I may return the catalogue to you within 14 days and have my 60p refunded immediately.

NAME \_\_\_\_\_

ADDRESS \_\_\_\_\_