

MAY
1978

practical WIRELESS

45p

FREE

GENERAL-
PURPOSE
TESTERS

AUDIO DISTORTION METER



also:

Phase-Locked Loops
2-Metre VSWR Bridge

practical WIRELESS

ISSUE 855

MAY 1978 · VOLUME 54 · NUMBER 1

BRITAIN'S LEADING JOURNAL FOR THE RADIO & ELECTRONIC CONSTRUCTOR

Published by IPC Magazines Ltd., Westover House, West Quay Rd., POOLE, Dorset BH15 1JG

■ News and Views

- 18 **EDITORIAL**—The British Connection
- 19 **NEWS . . . NEWS . . . NEWS**
- 23 **HOTLINES**—Recent developments in electronics *Ginsberg*
- 34 **TELEVISION**—Details of the May Issue
- 39 **PRACTICAL WIRELESS**—Pre-view of our next issue
- 43 **PRODUCTION LINES**—Information on the latest products *Alan Martin*
- 56 **READER'S LETTER**—Comment on a recent news item
- 57 **PW READER'S PCB SERVICE**—Prices and details of the PCBs available
- 58 **ON THE AIR**—SW Broadcast Bands *Charles Molloy G8BUS*
MW Broadcast Bands *Charles Molloy G8BUS*
VHF Bands, including A Solar Event *Ron Ham BRS15744*
Amateur Bands, including Choosing a Receiver *Eric Dowdeswell G4AR*

■ For our Constructors

- 20 **2-METRE VSWR BRIDGE** *M. H. Tooley BA G8CKT and D. Whitfield BA G8FTB*
An instrument for measuring transmitter aerial efficiency
- 24 **PW PURBECK OSCILLOSCOPE—2** *Ian Hickman*
Starting the construction of this useful instrument
- 37 **μDECNOLOGY Project No. 3** *David Gibson*
A simple radio receiver using a 741 op. amp.
- 40 **AUDIO DISTORTION METER—1** *E. A. Rule*
An easy to build and use piece of test equipment for the hi-fi enthusiast
- 52 **DXer's AUDIO FILTER** *R. A. Penfold*
Improve your reception of s.s.b. and c.w. signals

■ General Interest

- 30 **PHASE-LOCKED LOOPS** *C. Budd*
Principles of operation, plus some applications based on the Signetics NE561B i.c.
- 44 **SO YOU WANT TO PASS THE RAE?—9** . . . *John Thornton-Lawrence GW3JGA and Ken McCoy GW8CMY*
Receivers and propagation

★ Free this month—on our cover

TWEEZERS, in tough ABS plastics

COPYRIGHT

© IPC Magazines Limited 1978. Copyright in all drawings, photographs and articles published in 'Practical Wireless' is fully protected and reproduction or imitation in whole or in part is expressly forbidden. All reasonable precautions are taken by 'Practical Wireless' to ensure that the advice and data given to readers are reliable. We cannot, however, guarantee it and we cannot accept legal responsibility for it. Prices are those current as we go to press.

The latest kit innovation!

from Sparkrite

the quickest fitting
CLIP ON
 capacitive discharge
 electronic ignition
 in KIT FORM

Introductory
SPECIAL OFFER
£2 OFF Kit



- Smoother running
- Instant all-weather starting
- Continual peak performance
- Longer coil/battery/plug life
- Improved acceleration/top speeds
- Optimum fuel consumption

Sparkrite X4 is a high performance, high quality capacitive discharge, electronic ignition system in kit form. Tried, tested, proven, reliable and complete. It can be assembled in two or three hours and fitted in 1/3 mins. Because of the superb design of the Sparkrite circuit it completely eliminates problems of the contact breaker. There is no misfire due to contact breaker bounce which is eliminated electronically by a pulse suppression circuit which prevents the unit firing if the points bounce open at high R.P.M. Contact breaker burn is eliminated by reducing the current to about 1/6th of the norm, it will perform equally well with new, old, or even badly pitted points and is not dependent upon the dwell time of the contact breaker for recharging the system. Sparkrite incorporates a short circuit protected inverter which eliminates the problems of SCR lock on and, therefore, eliminates the possibility of blowing the transistors of the SCR. (Most capacitive discharge ignitions are not completely foolproof in this respect). The circuit incorporates a voltage regulated output for greatly improved cold starting. The circuit includes built in static timing light, systems function light, and security changeover switch. All kit fit vehicles with coil/distributor ignition up to 8 cylinders.

THE KIT COMPRISES EVERYTHING NEEDED
 Die pressed epoxy coated case. Ready drilled, aluminium extruded base and heat sink, coil mounting clips, and accessories. Top quality 5 year guaranteed transformer and components, cables, connectors, P.C.B., nuts, bolts and silicon grease. Full instructions to assemble kit nec. or pos. earth and fully illustrated installation instructions.

NOTE—Vehicles with current impulse tachometers (Smiths code on dial RV1) will require a tachometer pulse slave unit. Price £3.35 inc. VAT, post & packing.

Electronics Design Associates (Dept. PWS),
 82 Bath Street, Walsall WS1 3DE.

Electronics Design Associates, Dept. PWS
 82 Bath Street, Walsall, WS1 3DE. Phone: (0922) 614791

Name _____
 Address _____

Phone your order with Access or Barclaycard

Inc. V.A.T. and P.P.	QUANTITY REQ'D.
X4 KIT £34.95 £12.95	
TACHS PULSE SLAVE UNIT £3.35	
Access or Barclaycard no.	

I enclose cheque/PO's for

£ _____
 Cheque No. _____

Send SAE if brochure only required.

LEADER Electronic Kits

Digital Clock Kits



Available in 24 hour version (Kit No: LCK101) or 12 hour version (Kit No: LCK201)
 0.5" High brightness Red LED display. Teak case with Optical grade red perspex front.
 Fast & slow reset, 240V 50 Hz. Modular construction
 Full instruction booklet.
 Rec. Retail £13.99 inc. VAT/P&P (Ex. VAT £12.05)

Bench Power Supply LPU102



Variable voltage power supply kit with 5 - 30v DC, at 1 Amp. Featuring unique Fairchild regulator chip, (as featured in E.T., Magazine). Fully drilled & painted case/chassis, Meter, all parts, Full instruction booklet.
 Rec. Retail £18.75 inc. VAT/P&P (Ex. VAT £17.36)

Laboratory Power Supply LPU103



Excellent power supply design featuring exceptional regulation, Zero to 30 volt and Zero to 1 Amp variable output with variable limiting in two ranges: 0 - 100mA & 0 - 1A. Output meter reads both current & voltage. System can stand up to 2 hours in full short circuit condition. Fully punched, plated & painted case/chassis, front panel decal Building manual/circuits etc.
 Rec. Retail £26.99 inc. VAT/P&P (Ex. VAT £27.77)

Test Bench Oscillator LTO104



Sine wave test oscillator featuring Output variable 0 - 1 volt between 15 Hz to 30 kHz in four ranges 600 Ohm output impedance, Max. 1% distortion at 1 kHz. Fully portable, (uses 2 x P33 batteries - extra)
 Rec. Retail £7.99 inc. VAT/P&P (Ex. VAT £7.40)

"LEADER" Electronic kits enable even the inexperienced constructor to produce equipment of excellent appearance through our policy of providing: Comprehensive manual of building instructions, Fully finished cases/chassis including all necessary drilling, punching, plating, painting. Screen printed front panel decals with all lettering etc, Matching instrument knobs. And most of all ALL PARTS to the last nut & bolt.

"LEADER" Electronic kits are distributed by Arrow Electronics Limited, Leader House, Copfold Road, Brentwood, Essex. Tel: 0277 219435 Telex: 99443

TECHNICAL TRAINING IN ELECTRONICS TELEVISION AND RADIO SERVICING

ICS can provide the technical knowledge that is so essential to your success, knowledge that will enable you to take advantage of the many opportunities open to the trained person. You study in your own home, in your own time and at your own pace and if you are studying for an examination ICS guarantee coaching until you are successful.

- City & Guilds Certificates:**
 Telecommunications Technicians
 Radio, TV, Electronics Technicians
 Technical Communications
 Radio Servicing Theory
 Radio Amateurs
 Electrical Installation Work
 MPT Radio Communications Certificate

- Diploma Courses:**
 Colour TV Servicing
 Electronic Engineering and Maintenance
 Computer Engineering and Programming
 Radio, TV, Audio Engineering and Servicing
 Electrical Engineering, Installation and Contracting

POST OR PHONE TODAY FOR FREE BOOKLET.

ICS To: International Correspondence Schools

Dept. No. 2767, Intertext House, LONDON SW8 4UJ or telephone 622 8911

Subject of Interest: _____
 Name _____
 Address _____
 Tel: _____

END OF SEASON SALE UP TO 50%

off Makers
List Prices

LAST DAY
30th April

SEND FOR LIST
OF SALE PRICES

Advertised
Prices
Effective
1st MAY

RSC 200 WATT DISCO SYSTEM

ALL RSC PRICES INCLUDE VAT

AT A FANTASTIC LOW PRICE



Consisting of
(1) TWIN TURNTABLE CONSOLE with PRE-AMP and POWER OUTPUT STAGES
(2) & (3) PAIR 100 WATT L'SPEAKERS including 12" UNITS

Rec. Mic. UD 150 Cardioid **£9.95** extra with system only

Terms: Deposit £40-00 and 12 monthly payments £15-60 (Total £227-20) Carr. £4-75.

- ★ DISCOMAJOR POWER DISCO CONSOLE with integral Power Amplifier.
- ★ TWIN FULL SIZE GARRARD turntable with cueing device.
- ★ CARTRIDGES with Diamond Styl.
- ★ 3 SEPARATE VOLUME CONTROLS for each turntable and Mic.
- FULL HEADPHONE MONITORING FACILITIES
- CONSOLE COMPLETE WITH LID

TD1 DISCO CONSOLE

Incorporating twin BSR type turntables and Sonotone or Acos Cartridges with diamond styl. Separate Vol. controls for each turntable. Also MONITORING FACILITIES, plus Treble and Bass Controls. Separate Input for 'mike' with vol control. Black Vynide covered Cabinet with lid **£119-95**
Or Dep £16.49 & 18 monthly pmts. £6-75 (Total £137-99) Carr. £3-50.

£199-95

TD25 STEREO VERSION **£125-00**

Also available 100 WATT SYSTEM **£169-95**

DISCOMAJOR/100 TWIN TURNTABLE POWER CONSOLE £139-95

Twin Full size BSR turntables. Sonotone or Acos Cartridges with Diamond Styl. Facilities as TD1 Console but with built-in 100 watt Power Amplifier complete with lid. Terms: Deposit £19-95 and 18 fortnightly payments £7-70 (Total £158-55) Carr. £3-50



DISCOMAJOR/200 £159-95 Carr. £4-00

200 watt version of above. Terms: Dep. £29-95 and 18 fortnightly payments £8-60 (Total £184-75)

RSC PHANTOM 50 COMBO AMP. £69-95

Rating 50 watts. 3 inputs, 2 vol controls, individual Bass & Treble controls. Suitable for Lead or Rhythm Guitar, mic., Radio, Tape, etc. Inc. High Flux 12" 50w Speaker. Dep. £10-95 & 8 monthly payments £8-71 (Total £80-63) Carr. £1-50

100W POWER (SLAVE) AMPLIFIER

Suitable for use with DISCO-Consoles. Also for increasing output of lower-powered Amplifier. Dep. £9-00 and 8 mthly pmts of £6-05 (Total £57-40) Carr. £1-50 **£49-95**

100+ 100W MODEL **£69-95** Carr. £1-50

TITAN TA/50A 50W AMPLIFIER

Solid state, 3 sep. controlled inputs plus Master control. Bass, Treble & Presence Controls. Vynide covered cab. with corner protectives. Value £60. Terms: Dep. £9 & 8 monthly payments £6-05. (Total £57-40) Carr. £1.



Matching Speakers in Cabinets 1 x 12" £29-95, 2 x 12" £49-95



TITAN TA/100A 100W AMPLIFIER

TWIN CHANNEL—4 INPUTS (NORMAL OR BRIGHT) Carr. £1-50
A De-luxe professional unit with many facilities. R.M.S. Rating. Matching 2 x 12" 120w Cabinet speaker £49-95 with above only Carr. £1-50

TITAN 'ADD-ON' HIGH FREQUENCY HORN UNITS

MODEL TS2H Inc. Pair of highly sensitive Horns. Range 3-15 kHz. Imp 16Ω. Use with 8 or 15Ω 2 x 12" or 1 x 15" or 18" Drive Unit for increased sound clarity and projection Rating 100 per power output to be 100 watts. Either model **£27-95** Carr. 75p Comparable with units at twice the cost. Terms: Dep £6-95 & 8 mthly pmts £3-12 (Total £31-91)



MODEL T1H With single super efficient Horn. Range 3-15 kHz. Imp 8Ω. Use with max 8Ω 2 x 12" or single 15" or 18" 8Ω Drive Units. Maximum amplification to be 100 watts.

RSC MAINS TRANSFORMERS TYPES FOR VALVE RADIOS & OUTPUT TRANSFORMERS) As previously advertised, still available.

FLAMANT OR TRANSISTOR POWER PAKE
12v. 1a. £1-25, 6-3v. 1-5a. £1-30, 6-3v. 2a. £2-35, 6-3v. 3a. £2-90, 6-3v. 4a. £3-15, 12v. 8a. or 24v. 1.5a. £3-16, 0-9-18v. 1.1a. £2-75, 0-12-25-42v. 2a. £3-84.
CHARGE TRANS 0-9-18v. 1.1a. £2-60, 2.1a. £2-75, 3a. £2-90; 6a. £3-40; 8a. £3-80; Ra. £4-20.

AUTO (STEP UP/STEP DOWN) TRANSFORMERS 0-110/120v. 200-250-250v. 80w. £5-50; 100w. £6-25; 250w. 27-85; 500w. £11-80.

- BUBBLELITE inc wheel **£39-95**
- PATTERNLITE inc cassette **£39-95**
- SOLAR 100B inc wheel rotator **£69-95**
- BUBBLE GUN inc liquid **£27-95**

FANE HIGH FREQUENCY HORNS 'J' SERIES

MODEL J44 Imp 8Ω
Size approx. 3 1/2" x 3 1/2" x 3"
Rating 30-50 watts Range 3-15 kHz **£6-95** Carr Free

MODEL J73 Imp 8Ω
Size approx 7 1/2" x 3" x 3"
6 1/2" Rating 50 watts Range 2-20 kHz **£10-95** Carr. Free

FAL DISCO LIGHTING SYSTEMS from £58-95

Incl 2 Spotbanks and bulbs

JINGLE MACHINES from £37-95

ECHO CHAMBERS from **£53-95**

- PULSAR SL SUPER (Sound to lite) **£56-95**
- PULSAR ZERO 3000 (Sound to lite) **£64-95**
- PULSAR SPOTBANKS (less bulbs) **£29-70**
- PULSAR REMOTE CONTROL **£15-95**

PROJECTORS Carr. Free

MODEL J104 Imp 8Ω
Size approx 10 1/2" x 7 1/2" x 7 1/2"
Rating 50-70 watts Range 2-15 kHz Carr. Free **£14-95**

Impedance or total impedance of 12", 15" or 18" Drive units must not exceed impedance of single horn or pair in series. Pair J44, Single J73 or J104 suitable for amplifier power up to 100 watts subject to a above and with HPX2R 'Cross-over'

MAIL ORDERS & EXPORT ENQUIRIES TO: AUDIO HOUSE, HENSCOFFER LANE, LEEDS, 11. TEL: 0532 57762L.

MAIL ORDERS MUST NOT BE SENT TO SHOPS
TERMS C.W.O. or C.O.D. No. C.O.D. under 43. POSTAGE 60p PER ORDER OR AS QUOTED. Phone or Write for FREE CATALOGUE.

COLUMN SPEAKERS from £29-95

GROUP DISCO SPKRS in cabs **£11-95**

New Branches at
LEEDS, HANLEY and WOLVERHAMPTON



Barclaycard & Access
PHONE ORDERS quoting
CARD NUMBER accepted

MAIL ORDERS & EXPORT ENQUIRIES TO: AUDIO HOUSE, HENSCOFFER LANE, LEEDS, 11. TEL: 0532 57762L.

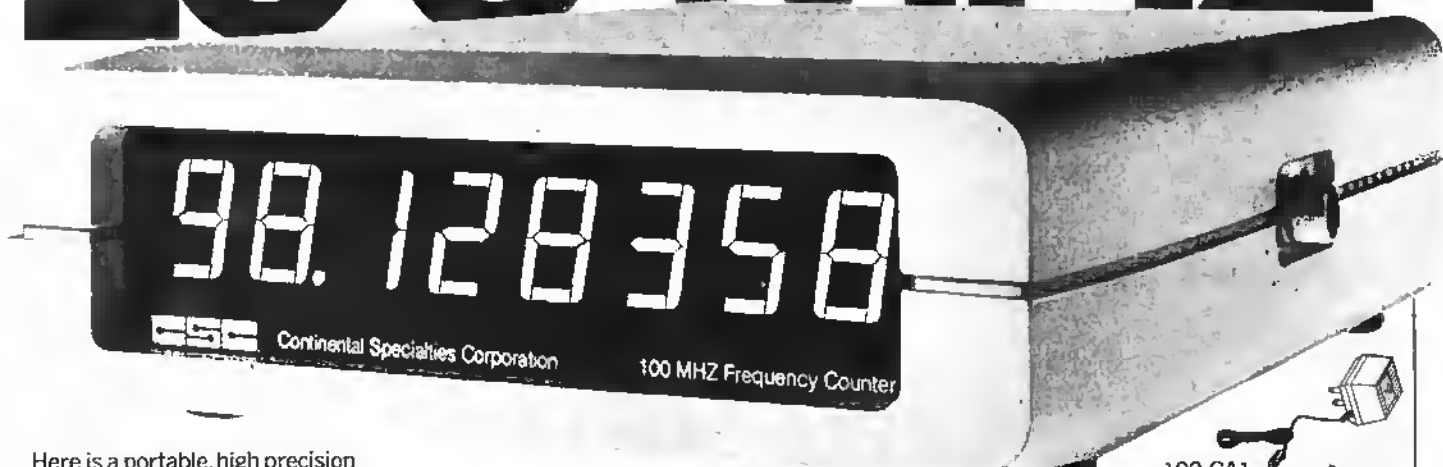
MAIL ORDERS MUST NOT BE SENT TO SHOPS
TERMS C.W.O. or C.O.D. No. C.O.D. under 43. POSTAGE 60p PER ORDER OR AS QUOTED. Phone or Write for FREE CATALOGUE.

- OPEN ALL DAY SATURDAYS (5 Day Week)
- BRADFORD 10 North Parade (Closed Wed.). Tel. 23348
 - BIRMINGHAM 30/31 Great Western Arcade, (Closed Wed.) Tel. 021-235 1278
 - CARLISLE 8 English Street (Closed Thurs.). Tel. 38744
 - COVENTRY 17 Shelton Sq., The Precinct. Tel. 25883
 - DERRY 91 St. Peter's Street (Closed Wed.). Tel. 41351
 - DARLINGTON 16 Northgate (Closed Wed.). Tel. 68943
 - DEWSBURY 9/11 Kingsway (Closed Tues.). Tel. 458058
 - DONCASTER 3 Queensgate, Waterdale Centre, (Closed Thurs.) Tel. 43069
 - EDINBURGH 101 Lothian Rd. (Closed Wed.). Tel. 229 9501
 - GLASGOW 329 Argyle St (Closed Tues.). Tel. 248 4168

- HANLEY Stoke-on-Trent, 44 Piccadilly Tel. 257764
- HULL 7 Whitehartgate (Closed Thurs.). Tel. 20605
- LEICESTER 32 High Street (Closed Thurs.). Tel. 56420
- LEEDS 15-18 County (Mecca) Arcade, Briggate, (Closed Wed.). Tel. 449509
- LIVERPOOL TEMPORARILY INOPERATIVE due to serious fire **£10-95**
- LONDON 235 Edgware Rd, W.2. (Closed Thurs.). Tel. 723 1029
- MANCHESTER 80A Oldham Street (Closed Wed.). Tel. 238 2178

- MIDDLESBROUGH 103 Linthorpe Rd. (Cl. Wed.) Tel. 247095
- NEWCASTLE UPON TYNE 59 Graelinger St. (Closed Wed.). Tel. 21489
- NOTTINGHAM 19/19A Market Street (Closed Thurs.). Tel. 48068
- SHEFFIELD 13 Exchange Street (Castle Mkt. Bldg.) (Closed Thurs.). Tel. 20718
- STOCKPORT 8 Little Underbank (Closed Thurs.). Tel. 480-0777
- WOLVERHAMPTON 6, Wulfrun Way (Closed Thurs.). Tel. 28612

8 Digits 100 MHz*

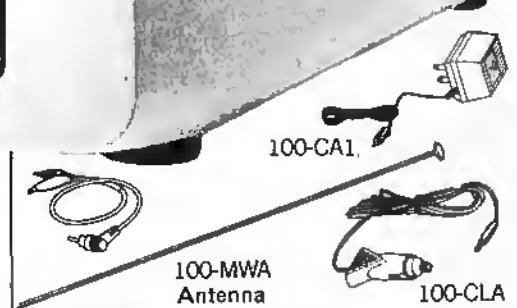


Here is a portable, high precision frequency counter up to 100MHz **guaranteed*** typically 110MHz. It has 8 big, bright (0.6") LED displays, so there's no range changing. The crystal time base has 3ppm accuracy and updates the display every second. Sensitivity is astounding. It will trigger at 30mV, yet is protected to 200V peaks. It comes complete with clip lead input cable. An antenna for coupling to RF equipment indirectly, and a low-loss in-line RF tap are optionally available. Take it with you anywhere. Run it on internal rechargeable NiCad's, 110 or 220V AC, 12V from your car cigarette lighter socket or from any external 7.2 to 12V DC supply.

Input frequencies over 100MHz cause the most significant digit to flash. Input voltages below 6.6V DC flash all 8 digits at 1 Hz, alerting the user, and prolonging remaining battery life. The MAX-100, gives you the maximum for your money.

Telephone 01-890 0782 and give us your Access, Barclaycard or American Express number, and your order will be in the post that night.

Or, write your order, enclosing cheque, postal order, or stating credit card number and expiry date. (Don't post the card!) Alternatively, ask for our latest catalogue, showing all CSC products for the engineer and the home hobbyist.



Specifications

Frequency range: 20Hz to 100MHz guaranteed*
 Input impedance:
 1 M Ω shunted by 56pF capacitor.
 Temperature stability:
 better than 0.2ppm/ $^{\circ}$ C between 0 and 50 $^{\circ}$ C.
 Decimal point:
 Automatically appears between sixth and seventh digit when frequency exceeds 1MHz.
 Size: 1.75" x 7.38" x 5.63"

FOR ONLY £85.37

MAX-100+input cable(batteries not included)	£85.37
100-CLA for 12V DC use via cigarette lighter	£ 2.48
100-CA1 for charging NiCad's	£ 6.21
100-CA2 for 110 or 220V AC mains supply	£ 6.21
100-MWA antenna	£ 2.48
100-LLC low loss RF tap	£ 9.29
100-CC soft carry case	£ 6.21
VAT (8%) and postage included.	

CONTINENTAL SPECIALTIES CORPORATION



CONTINENTAL SPECIALTIES CORPORATION (UK) LTD., SPUR ROAD, NORTH FELTHAM TRADING ESTATE, FELTHAM, MIDDLESEX TW14 0TJ.P. TELEPHONE 01-890 0782.
 REG IN LONDON. 1303780 VAT NO: 224 8074 71 * TRADE MARK APPLIED FOR ©CSC (UK) LTD 1977. DEALER ENQUIRIES WELCOME. TELEX: 8813669 CSCLTD.

MINI CONSOLES


Ideal for small desk control panels and consoles. Moulded in orange, blue, black and grey ABS. Incorporates slots for holding 1.5mm thick pcb's. Aluminium panel slits recessed into front of console and held by screws running into integral brass bushes.

MC 161 x 96 x 58mm £2.12 (1.9) (includes VAT)
MC 215 x 130 x 75mm £2.94 (1.9) (includes VAT)
(Prices include VAT & P.P.)

Stop wasting time soldering

The NEW MW BREADBOARD accepts

Transistors, LED's, Diodes, Resistors, Capacitors and all DIL packages with 6 to 40 pins



Includes slot-in Component Support Bracket and has 470 Individual sockets, plus Vcc and Ground Bus Strips
Price £9.72 (includes VAT & P.P.)


SC BOXES

Easily drilled or punched, orange, blue, black and grey ABS. Incorporate slots for holding 1.5mm thick pcb's. Aluminium panel sits recessed into front of the box and held by screws running into integral brass bushes.

SC 85 x 56 x 35mm 97p (1.9) (includes VAT)
SC 111 x 71 x 48mm £1.29 (1.9) (includes VAT)
SC 161 x 96 x 59mm £1.81 (1.9) (includes VAT)
Add 25p per £1 order value for Post & Packing

ECONOMY QUALITY LED's


50 for only £5 — 100 for only £9
Mixed bags, all sizes, various colours



Full specification LED's also available
Red (specify size) 75p per pack
Green, Yellow, Orange (specify size) £1.20 per pack
Packs contain 5 LED's, mounting clips and data


240 VOLTS MINI HAND DRILLS

Ideal for drilling pcb's, chassis etc as well as model making. Supplied with 3 collets that accept tools and drills with 1mm, 2mm and 1/8" dia shanks.
£9.72 (includes VAT & P.P.)
Accessory tools... 5 Burrs, 1mm, 2mm, 1/8th Drills, 3/32" Collet Price £1.75 (includes VAT & P.P.)



TYPE A NEON INDICATORS


Supplied with resistor for 240 Volts operation
Held in 8mm hole by plastic bezel
150mm wire leads



Red, Amber, Clear, Opal 19p each
Green 28p each

SEVEN SEGMENT DISPLAYS

Economy quality Red, yellow and green Only 45p each
Common Anode — 0.3-Left Decimal
Full specification displays also available as above
Red @ 98p each
Green and Yellow @ £1.35 each.
Data supplied with full spec displays only



RC BOXES ABS and DIECAST

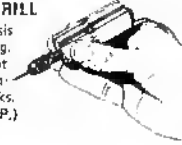
1.5mm pcb slots and close fitting flanged lids. ABS in orange, blue, black or grey colours. Diecast in natural or grey hammettone colour. Lid held by screws running into integral brass bushes.

	ABS	Natural Diecast	Hammettone Diecast
RC 100 x 62 x 25mm	68p	70p	93p
RC 112 x 62 x 31mm	79p	94p	1.23
RC 120 x 65 x 40mm	88p	1.22	1.59
RC 150 x 80 x 50mm	1.03	1.64	2.11
RC 190 x 110 x 60mm	1.77	2.53	3.08

Polystyrene version
In grey only, no slots, no integral brass bushes
RC(P) 112 x 61 x 31mm 61p
All prices are 1-9 off, include VAT, but please add 25p per £1 order value for Post & Packing

12 VOLTS MINI HAND DRILL


Ideal for drilling pcb, chassis etc as well as model making. Supplied with 2 collets that accept tools and drills with 3/32" and 0.50" dia shanks.
£7.56 (includes VAT & P.P.)



Quantity quotations on request

P.P. Note Unless included in price add 25p Post & Packing for orders totalling under £10. All prices include VAT and are valid in UK only for 2 months from journal issue date

Michael Williams Electronics
47 Vicarage Av. Chesde Hulme, Cheshire SK8 7JP



The Selray Book Co., 60 Hayes Hill, Bromley, Kent, BR2 7HP.

WHAT READERS SAY

Interesting, absorbing, a joy to study. More power to your elbow. *C.B.T., Wood Green*

To say I am completely satisfied is inadequate as to the fabulous value. *B.W.J., Stoke-on-Trent*

The volumes are way ahead of any self-taught instruction books available. *A.B., Brockenhurst*

It is a great pleasure to meet up with such excellent publications. *C.W., Sawbridge*

The Pictorial Method

BASIC ELECTRICITY (5 vols) ELECTRONICS (6 vols) TELEVISION (3 vols)

You'll find it easy to learn with this outstandingly successful PICTORIAL METHOD. The essential facts are explained in the simplest language, one at a time, and each is illustrated by an accurate cartoon-type drawing. These clear and concise illustrations make study a real pleasure. The books are based on the latest research into simplified learning techniques. This easy-approach-to-learning method has proved beyond doubt that acquiring knowledge can be an enjoyable experience.

The series will be of exceptional value in training mechanics and technicians in Electricity, Radio and Electronics.

YOUR 100% GUARANTEE

Should you be, in any way dissatisfied with the MANUALS your money will be refunded by return of post.

To The SELRAY BOOK CO., 60 HAYES HILL, HAYES, BROMLEY, KENT. BR2 7HP

Please find enclosed P.O./Cheque value £.....

BASIC ELECTRICITY 5 parts £12.50

BASIC ELECTRONICS 6 parts £14.50

BASIC TELEVISION 3 parts £7.50

Tick Set(s) required. Prices include Postage

YOUR 100% GUARANTEE. If after 10 days examination you decide to return the Manuals your money will be refunded in full.

NAME
BLOCK LETTERS

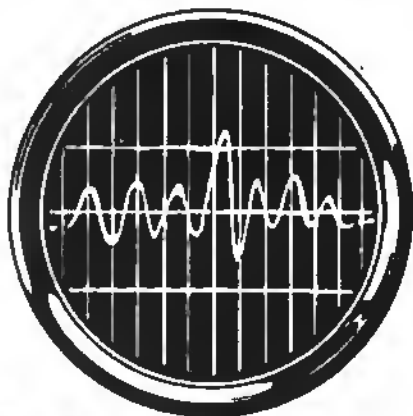
FULL POSTAL.....

ADDRESS

POST NOW FOR THIS OFFER!

LOOK! Here's how you master electronics.


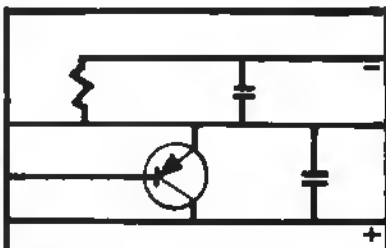

...the practical way.



This new style course will enable anyone to have a real understanding of electronics by a modern, practical and visual method. No previous knowledge is required, no maths, and an absolute minimum of theory.

You learn the practical way in easy steps mastering all the essentials of your hobby or to further your career in electronics or as a self-employed electronics engineer.

All the training can be carried out in the comfort of your own home and at your own pace. A tutor is available to whom you can write, at any time, for advice or help during your work. A Certificate is given at the end of every course.



1 Build an oscilloscope.

As the first stage of your training, you actually build your own Cathode ray oscilloscope! This is no toy, but a test instrument that you will need not only for the course's practical experiments, but also later if you decide to develop your knowledge and enter the profession. It remains your property and represents a very large saving over buying a similar piece of essential equipment.


2 Read, draw and understand circuit diagrams.

In a short time you will be able to read and draw circuit diagrams, understand the very fundamentals of television, radio, computers and countless other electronic devices and their servicing procedures.

3 Carry out over 40 experiments on basic circuits.

We show you how to conduct experiments on a wide variety of different circuits and turn the information gained into a working knowledge of testing, servicing and maintaining all types of electronic equipment, radio, t.v etc.

FREE GIFT



All students enrolling in our courses receive a free circuit board originating from a computer and containing many different components that can be used in experiments and provide an excellent example of current electronic practice.

Free!

To find out more about how to learn electronics in a new, exciting and absorbing way, just clip the coupon for a free colour brochure and full details of enrolment.

British National Radio & Electronic School

P.O. Box 156, Jersey, Channel Islands.

NAME _____

WB 5 ADDRESS _____

Block caps please

15-240 Watts!

HY5 Preamplifier

The HY5 is a mono hybrid amplifier ideally suited for all applications. All common input functions (mag Cartridge, tuner, etc) are catered for internally. The desired function is achieved either by a multi-way switch or direct connection to the appropriate pins. The internal volume and tone circuits merely require connecting to external potentiometers (not included). The HY5 is compatible with all I.L.P. power amplifiers and power supplies. To ease construction and mounting a P.C. connector is supplied with each pre-amplifier.

FEATURES: Complete pre-amplifier in single pack—Multi-function equalization—Low noise—Low distortion—High overload—Two simply combined for stereo.

APPLICATIONS: Hi-Fi—Mixers—Disco—Guitar and Organ—Public address

SPECIFICATIONS:

INPUTS: Magnetic Pick-up 3mV; Ceramic Pick-up 30mV; Tuner 100mV; Microphone 10mV; Auxiliary 3-100mV; Input Impedance 4-7kΩ at 1kHz.


OUTPUTS: Tape 100mV; Main output 500mV R.M.S.

ACTIVE TONE CONTROLS: Treble ± 12dB at 10kHz; Bass ± at 100Hz.

DISTORTION: 0-1% at 1kHz. Signal/Noise Ratio 68dB.

OVERLOAD: 38dB on Magnetic Pick-up. **SUPPLY VOLTAGE** ± 18-50V.

Price £5 22 + 65p VAT P&P free.



HY30 15 Watts into 8Ω

The HY30 is an exciting New kit from I.L.P. It features a virtually indestructible I.C. with short circuit and thermal protection. The kit consists of I.C., heatsink, P.C. board, 4 resistors, 6 capacitors, mounting kit, together with easy to follow construction and operating instructions. This amplifier is ideally suited to the beginner in audio who wishes to use the most up-to-date technology available.

FEATURES: Complete Kit—Low Distortion—Short, Open and Thermal Protection—Easy to Build.

APPLICATIONS: Updating audio equipment—Guitar practice amplifier—Test amplifier—audio oscillator.

SPECIFICATIONS:

OUTPUT POWER 15W R.M.S. into 8Ω; **DISTORTION** 0-1% at 1 5W.

INPUT SENSITIVITY 500mV. **FREQUENCY RESPONSE** 10Hz-18kHz—3dB.

SUPPLY VOLTAGE ± 18V.

Price £5 22 + 65p VAT P&P free.



HY50 25 Watts into 8Ω

The HY50 leads I.L.P.'s total integration approach to power amplifier design. The amplifier features an integral heatsink together with the simplicity of no external components. During the past three years the amplifier has been refined to the extent that it must be one of the most reliable and robust High Fidelity modules in the World.

FEATURES: Low Distortion—Integral Heatsink—Only five connections—7 amp output transistors—No external components

APPLICATIONS: Medium Power Hi-Fi systems—Low power disco—Guitar amplifier


SPECIFICATIONS: **INPUT SENSITIVITY** 500mV

OUTPUT POWER 25W RMS into 8Ω **LOAD IMPEDANCE** 4-16Ω **DISTORTION** 0-04% at 25W

at 1kHz. **SIGNAL/NOISE RATIO** 75dB **FREQUENCY RESPONSE** 10Hz-45kHz—3dB.

SUPPLY VOLTAGE ± 25V **SIZE** 105 50 25mm

Price £8 32 + 85p VAT P&P free



HY120 60 Watts into 8Ω

The HY120 is the baby of I.L.P.'s new high power range. Designed to meet the most exacting requirements including load line and thermal protection this amplifier sets a new standard in modular design.

FEATURES: Very low distortion—Integral heatsink—Load line protection—Thermal protection—Five connections—No external components

APPLICATIONS: Hi-Fi—High quality disco—Public address—Monitor amplifier—Guitar and organ

SPECIFICATIONS

INPUT SENSITIVITY 500mV.


OUTPUT POWER 60W RMS into 8Ω **LOAD IMPEDANCE** 4-16Ω **DISTORTION** 0-04% at 60W

at 1kHz. **SIGNAL/NOISE RATIO** 90dB **FREQUENCY RESPONSE** 10Hz-45kHz—3dB **SUPPLY VOLTAGE**

± 25V

SIZE 114 50 85mm

Price £15 84 + £1 27 VAT P&P free.



HY200 120 Watts into 8Ω

The HY200 now improved to give an output of 120 Watts has been designed to stand the most rugged conditions such as disco or group while still retaining true Hi-Fi performance.

FEATURES: Thermal shutdown—Very low distortion—Load line protection—Integral heatsink—No external components

APPLICATIONS: Hi-Fi—Disco—Monitor—Power slave—Industrial—Public Address

SPECIFICATIONS

INPUT SENSITIVITY 500mV

OUTPUT POWER 120W RMS into 8Ω **LOAD IMPEDANCE** 4-16Ω **DISTORTION** 0-05% at 100W

at 1kHz. **SIGNAL/NOISE RATIO** 95dB **FREQUENCY RESPONSE** 10Hz-45kHz—3dB **SUPPLY VOLTAGE**

± 45V

SIZE 114 50 85mm

Price £23-32 + £1-17 VAT P&P free.

HY400 240 Watts into 4Ω

The HY400 is I.L.P.'s "Big Daddy" of the range producing 240W into 4Ω! It has been designed for high power disco address applications. If the amplifier is to be used at continuous high power levels a cooling fan is recommended. The amplifier includes all the qualities of the rest of the family to lead the market as a true high power hi-fidelity power module.

FEATURES: Thermal shutdown—Very low distortion—Load line protection—No external components.

APPLICATIONS: Public address—Disco—Power slave—Industrial

SPECIFICATIONS

OUTPUT POWER 240W RMS into 4Ω **LOAD IMPEDANCE** 4-16Ω **DISTORTION** 0-1% at 240W

at 1kHz. **SIGNAL NOISE RATIO** 94dB **FREQUENCY RESPONSE** 10Hz-45kHz—3dB **SUPPLY VOLTAGE**

± 45V

INPUT SENSITIVITY 500mV **SIZE** 114 100 85mm

Price £32-17 + £2-57 VAT P&P free.

POWER SUPPLIES

PSU36 suitable for two HY30's £5-22 plus 65p VAT. P/P free.

PSU50 suitable for two HY50's £8-32 plus 85p VAT. P/P free.

PSU70 suitable for two HY120's £13-75 plus £1-10 VAT. P/P free.

PSU80 suitable for one HY200 £12-85 plus £1-01 VAT. P/P free.

PSU180 £23-19 + £1-85 VAT.

B1 £8-48 + £8-06 VAT.

TWO YEARS' GUARANTEE ON ALL OUR PRODUCTS

I.L.P. ELECTRONICS LTD., GROSSLAND HOUSE, NACKINGTON, CANTERBURY, KENT, CT4 7AD.

I.L.P. ELECTRONICS LTD.,
GROSSLAND HOUSE, NACKINGTON,
CANTERBURY, KENT, CT4 7AD.

Please Supply _____
Total Purchase Price _____
I Enclose Cheque Postal Orders Money Order
Please debit my Access account Barclaycard account
Account number _____
Name and Address _____
Signature _____

EASY BUILD SPEAKER DIY KITS

Specially designed by RTVC for cost conscious hi-fi enthusiasts these kits incorporate two teak simulate enclosures, two EMI 13" x 8" (approx.) woofers, two tweeters and a pair of matching crossovers. Supplied complete with an easy-to-follow circuit diagram, and crossover components.

£28.00

STEREO PAIR Input 15 watts rms, 30 watts peak, each unit + p & p £5.50 Cabinet size 20" x 11" x 9" (approx.).

SPEAKERS AVAILABLE WITHOUT CABINETS. It's the units which we supply with the enclosures (illustrated) See 13" x 8" (approx.) woofer (LMI), 2 1/2" app. £17.00 per tweeter, and matching crossover components. stereo pair Power handling 15 watts rms, 30 watts peak. + p & p £3.40

COMPACT FOR TOP VALUE These infinite baffle enclosures come to you ready milled and professionally finished. Each cabinet measures approx. per stereo pair 12" x 9" x 5" deep, and is in wood simulate. Complete with two 8" (approx.) speakers for maximum power handling of 7 watts. 8C2 + p & p £2.20

SPEAKERS Two models Duo IIb, teak veneer, 12 watts rms, 24 watts peak, 18 1/2" x 13 1/2" x 7 1/2" (approx.) Duo III, 20 watts rms, 40 watts peak, 27" x 13" x 11 1/2" app. Duo IIa **£17 PER PAIR** p & p £6.50 Duo III **£52 PER PAIR** p & p £7.50

DECCA 20 WATTS STEREO SPEAKER stereo pair This matching loudspeaker system is hand made, kit comprises of two 8" diameter approx. base drive unit with heavy die cast chassis laminated cones with rolled P.V.C surrounds two 3 1/2" diameter approx. domed tweeters complete with crossover networks 8C2 £4.00 p & p **£20.00**

PERSONAL SHOPPERS **STEREO CASSETTE** record/replay fully built P.C. board used without guarantee. (Ex Equipment.) **£1.95**

AM. FM. TUNER P.C.B. with Mullard L.P. 1185, 1181 modules **£9.50**

100K Multitran Varicap tuning pots. 6 for **£1.00**

PAIR STEREO 8 WATT SPEAKERS 8" bass units with 3 1/2" approx. tweeters Size 16 1/2" x 11" x 8" **£9.95**

Plinth & cover BSR or Garrard teak finish **£6.00**

DECCA DC1000 Stereo Cassette P.C.B. complete with switch oscillator coils and tape heads **£2.95**

FERGUSON. 3-speed, 7" tape transport mechanism, complete with top covers. **£19.95**



20 x 20 WATT STEREO AMPLIFIER **£29.90**

Superb Viscount IV unit in teak finished cabinet Silver fascia with aluminum rotary controls and pushbuttons, red mains indicator and stereo jack socket. Function switch for mic, magnetic and crystal pick-ups, tape, tuner, and auxiliary Rear panel features two mains outlets, DIN speaker and input sockets plus fuse. 20 + 20 watts rms, 40 + 40 watts peak.

30 x 30 WATT AMPLIFIER KIT

Specially designed by RTVC for the experienced constructor, complete in every detail. Same facilities as Viscount IV amplifier. 60 + 60 peak. p & p £2.50 **£29.00**

NOW AVAILABLE fully built and tested. Output 30 + 30 watts rms, 60 + 60 peak **£39.00** p & p £2.50

SPECIAL OFFER - to Personal Shoppers **BSR TYPE 131 Professional Series** with balanced arm and removable head shell/ceramic cartridge auto manual deck complete with plinth and cover ready wired. Our price **£18.85**

ADD-ON STEREO CASSETTE TAPE DECK KIT

Designed for the experienced D.I.Y. man. This kit comprises of a tape transport mechanism ready built and tested record/replay electronics with twin V.U. meters and level control for mating with mechanism.

Specifications: Sensitivity - Mic. 0.85 mV ± 20K OHMS; Din. 40mV

400K OHMS Output 300mV RMS per channel ± 1KHz from 2K OHMS source. Cross Talk 30db Tape Counter 3 Digit-Resettable Frequency Response - 40Hz - 8KHz ± 6db

Deck Motor - 3 Volt DC with electronic speed regulations Key Functions: Record Rewind Fast Forward, Play, Stop & Eject. **£19.95**

Opt extras: Mains transformer to suite **£2.50** + £1 p & p.



323 EDGWARE ROAD, LONDON W2
210 HIGH STREET, ACTON W3 6NG
ALL PRICES INCLUDE VAT AT 12 1/2%
All items subject to availability. Price correct at 12.78 and subject to change without notice

45 WATT MONO DISCO AMP

£35.00

p & p £2.50

Size approx.

13 1/2" x 5 1/2" x 6 1/2"

45 watts rms, 90 watts peak output. Big features

include two disc inputs both for ceramic cartridges tape input and microphone input. Level mixing controls fitted with integral push pull switches. Independent bass and treble controls and master volume



70 & 100 WATT MONO DISCO AMP

£35.00

Size approx.

14" x 4" x 10 1/2"

Brushed aluminum fascia and rotary controls.

Five vertical slide controls - master volume, tape level, mic level, deck level, PLUS INTER DECK FADER

for perfect graduated change from record deck No. 1 to No. 2, or vice versa. Pre fade level control 70 watt (PF) lets YOU hear next disc before fading 140 watt peak

it in. VU meter monitors output level. **£57** p & p £4.00

Output 100 watts RMS 200 watts peak. 100 watt **£65**



CHASSIS RECORD PLAYER DECKS

BARRARD DECK CC10A **£7.85**

Record changer with cue, stereo ceramic cartridge. p & p £2.00

BSR MP60 TYPE Single **£15.95**

play record deck less cartridge. p & p £2.55

Cartridges to suit above

Acas, magnetic stereo **£4.95**

Ceramic stereo **£1.95**

BSR automatic record player deck **£29**

cueing device and stereo ceramic head, p & p £2.55 **£9.95**

BSR MP 60 type, complete with magnetic cartridge, **£29**

diamond stylus, and de luxe plinth and cover. p & p £4.50

Home 8 Track cartridge player. This unit will match with the Viscount IV 9" x 8" x 3 1/2", p & p £2.50 **£16.50**

EASY TO BUILD RECORD PLAYER KIT

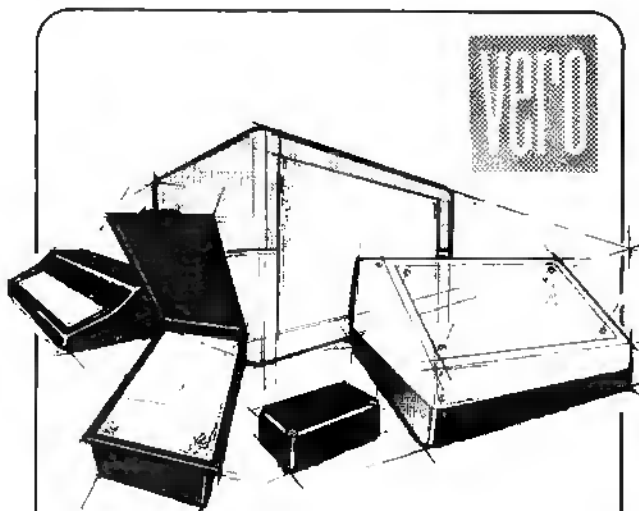
for the D-I-Y man who requires a stereo unit at a budget price, comprising ready assembled stereo amp, module, Garrard auto / manual deck with cueing device, pre-cut and finished cabinet work. Output 4 watts per channel, phones socket and record/replay socket. Without Speakers. **£17.95** p & p £2.00



12" x 6 1/2" approx



Personal Shoppers EDGWARE ROAD LONDON W2 Tel: 01-223 8432. 9.30am-5.30pm, Half day Thursday ACTON: Mail Order only. No callers GOODS NOT DESPATCHED OUTSIDE UK



Our new 1978 catalogue lists a whole range of plastic boxes to house all your projects. And we've got circuit boards, accessories, module systems, and metal cases - everything you need to give your equipment the quality you demand. Send 25p to cover post and packing, and the catalogue's yours.

VERO ELECTRONICS LTD. RETAIL DEPT.
Industrial Estate, Chandlers Ford, Hants. SO5 3ZR
Telephone Chandlers Ford (04215) 2956



Wilmslow Audio

THE firm for speakers!

SEND 15P STAMP FOR THE WORLD'S BEST CATALOGUE OF SPEAKERS, DRIVE UNITS, KITS, CROSSOVERS ETC. AND DISCOUNT PRICE LIST.

ATC ● AUDAX ● BAKER ● BOWERS & WILKINS ● CASTLE ● CELESTION ● CHARTWELL ● COLES ● DALESFORD ● DECCA ● EMI ● EAGLE ● ELAC ● FANE ● GAUSS ● GOODMAN ● HELME ● I.M.F. ● ISOPHON ● JR ● JORDAN WATTS ● KEF ● LEAK ● LOWTHER ● MCKENZIE ● MONITOR AUDIO ● PEERLESS ● RADFORD ● RAM ● RICHARD ALLAN ● SEAS ● TANNOY ● VIDEOTONE ● WHARFE-DALE


WILMSLOW AUDIO (Dept. P.W.)

SWAN WORKS, BANK SQUARE, WILMSLOW, CHESHIRE SK9 1HF

Discount HiFi Etc. at 5 Swan Street and 10 Swan Street

TEL: WILMSLOW 29599 FOR SPEAKERS WILMSLOW 28213 FOR HiFi

SUPERSOUND 13 HI-FI MONO AMPLIFIER



A superb solid state audio amplifier. Brand new components throughout. 5 silicon transistors plus 2 power output transistors in push-pull. Full wave rectification. Output approx. 13 watts r.m.s. into 8 ohms. Frequency response 12Hz 30KHz \pm 3db. Fully integrated pre-amplifier stage with separate Volume, Bass boost and Treble cut controls. Suitable for 8-15 ohm speakers. Input for ceramic or crystal cartridge. Sensitivity approx. 40mV for full output. Supplied ready built and tested, with knobs, escutcheon panel, input and output plugs. Overall size 3" high x 6" wide x 7 1/2" deep. ACC 200/250V. PRICE £15.00 P. & P. £1.20.

HARVERSONIC MODEL P.A. TWO ZERO


An advanced solid state general purpose mono amplifier suitable for Public Address system, Disco, Guitar, Gram, etc. Features 3 individually controlled inputs (each input has a separate 2 stage pre-amp). Input 1, 15mV into 47k. Input 2, 15mV into 47k, suitable for use with mic. or guitar etc.). Input 3, 200mV into 1 meg. suitable for gram, tuner, or tape etc. Full mixing facilities with full range bass & treble controls. All inputs plug into standard jack sockets on front panel. Output socket on rear of chassis for an 8 ohm or 16 ohm speaker. Output in excess of 20 watts R.M.S. Very attractively finished purpose built cabinet made from black vinyl covered steel, with a brushed anodised aluminium front escutcheon. For ac mains operation 200/240V. Size approx. 12 1/2" w. x 5" h. x 7 1/2" d. Special Introductory Price £28.00 + £2.50 carr. & pkg. Mullard LP1159 RF-JF Module 470 kHz £2.25 + P. & P. 20p. Full spec. and connection details supplied. Pye VHF/FM Tuner Head covering 88-108 MHz, 10.7 MHz I.F. output, 7-8 Volt \pm earth. Supplied pre-aligned, with full circuit diagram with precision-gear FM gang and 323PI + 323PI A.M. Tuning gang only £3.15 + P. & P. 35p.



STEREO DECODER

SIZE 2" x 3" x 1/2" ready built. Pre-aligned and tested for 9-15V ac, earth operation. Can be fitted to almost any FM VHF radio or tuner. Stereo beacon light can be fitted if required. Full details and instructions (inclusive of hints and tips) supplied. £6.00 plus 20p. P. & P. Stereo beacon light if required 40p extra.

MAINS OPERATED SOLID STATE AM/FM STEREO TUNER



200/240V Mains operated Solid State FM AM Stereo Tuner. Covering M.W. A.M. 540-1605 KHz VHF/FM 88-108 MHz.

Built-in Ferrite rod aerial for M.W. Full AFC and AGC on AM and FM. Stereo Beacon Lamp. Indicator. Built in Pre-amps with variable output voltage adjustable by pre-set control. Max o/p Voltage 600mV RMS into 20K. Simulated Teak finish cabinet. Will match almost any amplifier. Size 8 1/2" w x 4 1/2" h x 9 1/2" d approx.

LIMITED NUMBER ONLY at £28.00 + £1.50 P. & P. VYNARA & REXINE SPEAKERS & CABINET FABRICS app. 54 in. wide. Our price £2.00 yd. length. P. & P. 50p per yd. (min. 1 yd.). S.A.E. for samples.

10/14 WATT HI-FI AMPLIFIER KIT

A stylishly finished monaural amplifier with an output of 14 watts from 2 EL84s in push-pull. Super reproduction of both music and speech with negligible hum. Separate inputs for mike and gram allow records and announcements to follow each other. Fully shrouded section wound output transformer to match 3-15 Ω speaker and 2 independent volume controls, and separate bass and treble controls are provided giving good h/r and cut. Valve line-up 2 EL84s, ECC83, EF86 and E280 rectifier. Simple instruction booklet 25p + SAE (Free with parts). All parts sold separately, ONLY £13.50 P. & P. £1.40. Also available ready built and tested £18.00 P. & P. £1.40.

"POLY PLANAR" WAFER-TYPE, WIDE RANGE ELECTRO-DYNAMIC SPEAKER

Size 11 1/2" x 14 1/2" x 1 1/2" deep. Weight 19oz. Power handling 20W r.m.s. (40W peak). Impedance 8 ohm only. Response 40Hz-20KHz. Can be mounted on ceilings, walls, doors, under tables, etc., and used with or without baffle. Send S.A.E. for full details. Only £8.40 each + p. & p. (one 90p, two £1.10). Now available in either 8" round version or 4 1/2" x 8 1/2" rectangular, 10 watts RMS 60Hz-20KHz £5.25 + P. & P. (one 65p, two 75p).

SPECIAL OFFER. 6 1/2" long throw, roll surround, ceramic magnet 8 ohm 10 watt speaker chassis. Specially suitable for HI FI. £3.95 + 75p P. & P.

2" PLASTIC CONE HF TWEETER 4 ohm, £3.50 per matched pair + 50p P. & P.

HARVERSONIC SUPERSOUND 10 + 10 STEREO AMPLIFIER KIT

A really first-class Hi-Fi Stereo Amplifier Kit. Uses 14 transistors including Silicon Transistors in the first five stages on each channel resulting in even lower noise level with improved sensitivity. Integral pre-amp with Bass, Treble and two Volume Controls. Suitable for use with Ceramic or Crystal cartridges. Very simple to modify to suit magnetic cartridge—instructions included. Output stage for any speakers from 8 to 15 ohms. Compact design, all parts supplied including drilled metalwork, high quality ready drilled printed circuit board with component identification clearly marked, smart brushed anodised aluminium front panel with matching knobs, wire, solder, nuts, bolts—no extras to buy. Simple step by step instructions enable any constructor to build an amplifier to be proud of. Brief specification: Power output: 14 watts r.m.s. per channel into 5 ohms. Frequency response: \pm 3dB 12-30,000 Hz Sensitivity: better than 80mV into 1M Ω . Full power bandwidth: \pm 3dB 12-15,000 Hz. Bass boost approx. to \pm 12dB. Treble cut approx. to \pm 16dB. Negative feedback 18dB over main amp. Power requirements 35V, at 1.0 amp.

Overall Size 12" w. x 8" d. x 2 1/2" h.
Fully detailed 7 page construction manual and parts list free with kit or send 25p plus large S.A.E.
AMPLIFIER KIT .. £13.50 P. & P. 80p
(Magnetic input components 33p extra)
POWER PACK KIT .. £5.50 P. & P. 95p
CABINET .. £5.50 P. & P. 95p

SPECIAL OFFER—only £23.75 if all 3 items ordered at one time plus £1.25 p. & p.
Full after sales service
Also avail. ready built and tested £31.25 P. & P. £1.50.

HARVERSONIC STEREO 44

A solid state stereo amplifier chassis, with an output of 3-4 watts per channel into 8 ohm speakers. Using the latest high technology integrated circuit amplifiers with built in short term thermal overload protection. All components including rectifier smoothing capacitor, fuse, tone control, volume controls, 2 pin din speaker sockets & 5 pin din tape rec./play socket are mounted on the printed circuit panel, size approx. 9 1/2" x 2 1/2" x 1 1/2" max. depth. Supplied brand new & tested, with knobs, brushed anodised aluminium 2 way escutcheon (to allow the amplifier to be mounted horizontally or vertically) at only £9.90 plus 50p P. & P. Mains transformer with an output of 17V a/c at 500mA can be supplied at £1.50 + 40p P. & P. if required. Full connection details supplied.

HA34 3 Valve Audio Amp. 4 1/2" w. output ready built and tested £8.50 + £1.40 P. & P. Also HSL "FOUR" amplifier kit. £8.00 + £1.40 P. & P.

All prices and specifications correct at time of press and subject to alteration without notice.

HARVERSON SURPLUS CO. LTD.
(Dept. P.W.) 170 HIGH ST., MERTON, LONDON, S.W.19. Tel.: 01-540 3985
A few minutes from South Wimbledon Tube Station.
Open 9.30-5.30 Monday to Friday. 9.30-5 Saturday. Closed Wednesday.

PLEASE NOTE: P. & P. CHARGES QUOTED APPLY TO U.K. ONLY. SEND SAE WITH ALL ENQUIRIES.

Your career in Electronics?

Enrol in the BNR & E School and you'll have an entertaining and fascinating hobby. Stick with it and the opportunities and the big money await you, if qualified, in every field of Electronics today. We offer the finest home study training for all subjects in radio, television, etc., especially for the CITY AND GUILDS EXAMS (Technicians' Certificates); the Grad. Brit. I.E.R. Exam; the RADIO AMATEUR'S LICENCE; P.M.G. Certificates; the R.T.E.B. Servicing Certificates; etc. Also courses in Television; Transistors; Radar; Computers; Servo-mechanisms; Mathematics and Practical Transistor Radio course with equipment. We have OVER 20 YEARS' experience in teaching radio subjects and an unbroken record of exam successes. We are the only privately run British home study College specialising in electronics subjects only. Full details will be gladly sent without any obligation.

BRITISH NATIONAL RADIO & ELECTRONICS SCHOOL,

P.O. Box 156, Jersey, Channel Islands.

NAME _____

ADDRESS _____

(Block caps please)

WD 14

FANTASTIC HALF PRICE OFFER

TANK BATTLE T.V. GAME

AVAILABLE NOW



TANK BATTLE AY-3-87 101.C.

(Normal Price) £21.50 OUR PRICE £10.90

TANK BATTLE PRINTED CIRCUIT BOARD

Application and assembly notes £4.90 OUR PRICE £2.90

TANK BATTLE BASIC KIT

(Just add 11 pushbuttons and cases) £27.90 OUR PRICE £19.90

TANK BATTLE CASES

with printed fascia plate and hand controls OUR PRICE £4.95

SOUND AND VISION MODULATORS

Built, Tested, Guaranteed £5.50 OUR PRICE £4.90

★ Hide behind barricades and avoid being hit ★ Dodge the enemy's mines
★ force you opponent into deserting the battlefield ★ three forward and
reverse tank speeds ★ tank firing range is two-thirds of the battlefield ★ on-
screen scoring ★ 32 rotational angles ★ shells travel in an authentic curved
trajectory ★ sound direct from the TV ★ realistic battle sounds derived
from a synthesiser ★ tanks move and fire in all directions ★ black and white
kit available NOW ★ budget-priced colour add-on unit available shortly.

All Components Guaranteed
PRICES INCLUDE VAT and Post Packing

Make all cheques or postal orders payable to Teleplay

ACCESS • phone your order • BARCLAY

Retail Shop and Demonstrations—
14 Station Road, New Barnet, Herts.

For further Details and Technical Help—phone 01-441 2922

For extra speed phone your order on Barclay or Access Cards

Shop hours
10 a.m.-7 p.m.

teleplay


RADIO EXCHANGE LTD.

NEW ELECTRONIC MASTER KIT

WITH SPECIAL V.H.F. TUNER MODULE TO CONSTRUCT. A completely Solderless Electronic Construction Kit, with ready drilled Bakelite Panels, Nuts, Bolts, Wood Screws etc. Also in the kit: Transistors, Capacitors, Resistors, Pots, Switches, Wire, Sleeving, Knobs, Dials, 5" x 3" Loudspeaker and Speaker Case, Crystal Earpiece, etc. Also ready wound Coils and Ferrite Rod Aerial. These are the Projects you can build with the components supplied with the kit, together with comprehensive Instruction Manual Pictorial and Circuit Diagrams.

PROJECTS: V.H.F. Tuner Module ★ A.M. Tuner Module ★ M.W. L.W. Diode Radio ★ Six Transistor V.H.F. Earpiece Radio ★ One Transistor M.W. L.W. Radio ★ Two Transistor Metronome with variable beat control ★ Three Transistor and Diode Radio M.W. L.W. ★ Four Transistor Push Pull Amplifier ★ Eight Transistor V.H.F. Loudspeaker Receiver ★ Variable A.F. Oscillator ★ Jiffy MultiTester ★ Four Transistor and Diode M.W. L.W. Radio ★ A.F. R.F. Signal Injector ★ Five Transistor Push Pull Amplifier ★ Sensitive Hearing Aid Amplifier ★ Three Transistor and Diode Short Wave Radio ★ Signal Tracer ★ Three Transistor Push Pull Amplifier ★ One Transistor Class A Output Stage to drive Loudspeaker ★ Sensitive Transistor Pre-Amp ★ Transistor Tester ★ Sensitive Three Transistor Regenerative Radio ★ Four Transistor M.W. L.W. and Diode Tuner ★ Five Transistor M.W. L.W. Trawler Band Regenerative Radio ★ Five Transistor V.H.F. Tuner ★ Three Transistor Code Practice Oscillator ★ Five Transistor Regenerative Short Wave Radio ★ Four Transistor and two Diodes M.W. Loudspeaker Radio ★ Seven Transistor M.W. L.W. Radio with M.W. Speaker Push Pull output ★ One Transistor Home Broadcaster.

£14-99 + P & P £1-10



NEW ROAMER TEN MODEL R.K.3


MULTIBAND V.H.F. AND A.M. RECEIVER, 13 TRANSISTORS AND FIVE DIODES. QUALITY 5" x 3" LOUDSPEAKER.

WITH Multiband V.H.F. section covering Mobiles, Aircraft, T.V. Sound, Public Service Band, Local V.H.F. Stations, etc. and Multiband A.M. section with Airspaced Tuning Capacitor for easier and accurate tuning, covering M.W.1, M.W.2, L.W. Three Short Wave Bands S.W.1, S.W.2, S.W.3 and Trawler Band. Built-in Ferrite Rod Aerial for Medium Wave, Long Wave and Trawler Band, etc., Chrome Plated 7 section Telescopic Aerial, angled and rotatable for peak Short Wave and V.H.F. reception. Push-Pull output using 600mW Transistors. Gain, Wave-Change and Tone Controls. Plus two Slider Switches. Powered by P.P.9—9 volt Battery.

Complete kit of parts including carrying strap. Building Instructions and operating Manuals. **£14-79 + P & P £1-10**

NEW MODEL R.K.1

Multiband A.M. Receiver. M. W. L. W. Trawler Band and Three Short Wave Bands. Seven Transistors and Four Diodes. Push Pull Output stage. 5" x 3" Loudspeaker. Internal Ferrite Rod Aerial. Kit includes all parts to build it up including Carrying Strap, Rubber Feet and ready-drilled Panels. Comprehensive Instruction Manual for stage by stage construction. Uses P.P.9 Nine Volt Battery.



£8-99 + P & P 90p

ELECTRONIC CONSTRUCTION KIT

E.C.K. 2 Self Contained Multi-Band V.H.F. Receiver Kit.

8 transistors and 3 diodes. Push pull output, 3in. loudspeaker, gain control, 7 section chrome plated telescopic aerial V.H.F. tuning capacitor, resistors, capacitors, transistors, etc. Will receive T.V. sound, public service band, aircraft, V.H.F. local stations, etc. Operates from a 9 volt P.P.7 battery (not supplied with kit)



Complete kit of parts **£7-95 + P & P and Ins. 90p**


NEW MODEL R.K.2

MW, LW and Air Band Receiver. Eight Transistors and Four Diodes. 3" Loudspeaker, Telescopic Aerial, Internal Ferrite Rod Aerial. Complete with Carrying Strap, and ready-drilled Panels and all components necessary for construction. A sensitive Receiver with the additional luxury of an Air Band section to pick up Aircraft from many miles away. Full Instruction Manual enables stage by stage construction. Uses P.P.9 and P.P.3 Nine Volt Batteries.



£9-99 + P & P £1-10

EDU-KIT MAJOR COMPLETELY SOLDERLESS ELECTRONIC CONSTRUCTION KIT BUILD THESE PROJECTS WITHOUT SOLDERING IRON OR SOLDER



Complete kit of parts including construction plans Total building costs

£9-99 + P & P and Ins. £1-10

- 5 Transistor Push Pull Amplifier
- 7 Transistor Loudspeaker Radio MW/LW
- 5 Transistor Short Wave Radio
- Electronic Metronome
- Electronic Noise Generator
- 4 Transistor Earpiece Radio
- Signal Tracer
- Signal Injector
- Transistor Tester NPN—PNP
- 4 Transistor Push Pull Amplifier
- 24 Resistors
- 21 Capacitors
- 10 Transistors
- 5" x 3" Loudspeaker
- Earpiece
- Mica Baseboard
- 3 12-way Connectors
- 2 Volume Controls
- 2 Slider Switches
- 1 Tuning Condenser
- 3 Knobs
- Ready Wound MW/LW/SW Coils
- Ferrite Rod
- 6 1/2 yards of wire
- 1 yard of sleeving, etc.
- Batteryless Crystal Radio
- One Transistor Radio Regenerative Radio
- 2 Transistor Regenerative Radio
- 3 Transistor Regenerative Radio
- Audible Continuity Tester
- Sensitive Pre-Amplifier

E.V.6.

Build this exciting new design. 6 Transistors and 2 diodes. MW/LW. Powered by 9V battery. Ferrite rod aerial, tuning condenser, volume control, and now with 3in. loudspeaker. Attractive case with red speaker grille. Size 9in. x 5 1/2in. x 2 1/2in. approx. All parts including Case and Plans.



Total Building Costs **£5-95 + P & P and Ins. 90p**

V.H.F. AIR CONVERTER KIT

Build this converter kit and receive the aircraft band by placing it by the side of a radio tuned to medium wave or the VHF band and operating as shown in the instructions supplied free with all parts.

Uses a retractable chrome plated telescopic aerial, gain control, V.H.F. tuning capacitor, transistor, etc. All parts including case and plans

£4-95 + P & P and Ins. 60p



To: RADIO EXCHANGE LTD
61A High Street, Bedford MK40 1SA
Tel.: 0234 52367 REG NO. 788372

● Callers side entrance "Lavelis" Shop.
● Open 10-1, 2.30-4.30 Mon.-Fri. 9-12 Sat.

I enclose £..... for.....
Name.....
Address.....
..... PW578

ALL PRICES INCLUDE VAT

PLEASE ADD 8% VAT UNLESS OTHERWISE STATED

A RANGE OF DRAPER TOOLS FOR THE ELECTRICIAN IN THIS LIST:
MAINS TESTER SCREWDRIVERS 100 to 300V. Standard size 50p. Large 70p.
RADIO PLIERS 52" £1.00, 62" £1.50.
DIAGONAL SIDE CUTTERS L2J £1.00.
SMALL SIDE CUTTERS L2J. Standard £3-70. L17 (with wire holding device) £4-10.
MIDGEO OPEN ENDED SPANNER SETS 0+1/2+23+54+0+1-8BA sizes £2.15 set of 3. 4+4+3+54+5+4+0-7+0-10+11MM sizes £3-50 set of 6.
MINIATURE FILE SETS. Set of 8 £1.90. Set of 10 £2-35 (Round, flat, etc.)
TAP AND DIE SETS (18 pieces) contain 1 each of 0, 2, 4, 6, 8, BA SIZES in Dies, Plug Taps, Taper Taps + American type tap wrench, T type tap wrench, Die Holder. £11-99.

LARGE ELECTROLYTIC PACKS. Contains range of large electrolytic capacitors, low and high voltage types, over 60 pieces, £2-90 per pack (+12% VAT).
 Slider Switches, 2 pole make and break (or can be used as a pole change-over by linking the two centre pins), 4 for 50p.

A NEW RANGE OF QUALITY BOXES & INSTRUMENT CASES.
 Aluminum Boxes with lids.
 AB30 5 1/2 x 4 1/2 x 1 1/2 80p
 AB33 6 x 4 x 1 1/2 80p
 AB1 7 x 5 x 2 1/2 £1.00
 AB15 6 x 6 x 3 £1.30
 AB16 10 x 7 x 3 £1.50
 AB17 10 x 4 1/2 x 3 £1.30
 AB25 6 x 4 x 3 £1.00

Vinyl Coated Instrument Cases
 Light Blue togo and White lower sections.
 Very smart finish
 WB1 8 x 2 1/2 x 2 1/2 80p
 WB2 8 x 4 1/2 x 1 1/2 £1-10
 WB3 8 x 5 x 2 £1-00
 WB4 8 x 5 1/2 x 2 1/2 £1-00
 WB5 11 x 9 1/2 x 3 £2-00
 WB5 11 x 7 1/2 x 3 1/2 £2-25
 WB7 12 x 8 1/2 x 6 1/2 £2-50
 WB8 8 x 5 1/2 x 3 1/2 £2-00

MAINS TRANSFORMERS. Type 15/300 240V input, 15W at 300mA output, £1-50 each.
MAINE TRANSFORMERS. Type 45/100, 240, 220, 110, 0V input. 45W at 100mA output, £1-99 each.

Terms of Business: CASH WITH ORDER. MINIMUM ORDER £2. ALL PRICES INCLUDE POST & PACKING (UK ONLY). SAE with ALL ENQUIRIES. Please PLEASE ADD VAT AS SHOWN. ALL GOODS IN STOCK DESPATCHED BY RETURN CALLERS WELCOME BY APPOINTMENT ONLY

PLEASE ADD 8% VAT UNLESS OTHERWISE STATED

VIDICON SCAN COILS (Transistor type, but no data) complete with vidicon base £1.50 each. Brand New.
12V CONTINENTAL TYPE PLUG-IN RELAYS, 2 pole change-over, 60p each. Bases for above (only supplied with relays) 15p each.
GLASS BEAD FEEDTHROUGH INSULATORS. Solder-in type, overall dia. approx. 5mm, Pack of approx. 50 for 50p.
DIE-CAST ALUMINIUM BOXES Send for Latest Price List.

PLASTIC PROJECT BOXES with screw on lids (in black ABS) with brass inserts.
 Type NB1 approx 3in x 2 1/2in x 1 1/2in deep each
 Type NB2 approx 3in x 2 1/2in x 1 1/2in deep each
 Type NB3 approx 4 1/2in x 3 1/2in x 1 1/2in deep each
MULLARD 89A2 93V STABILISER VAVES (Brand New) 70p each or 2 for £1-20
T03 transistor/insulator sets, 10 for 50p

PLUGS AND SOCKETS
 N-Type Plugs 50 ohm, 80p each, 3 for £1-00.
 P1559 Plugs (PTFE) brand new, packed with reducing tool, 70p each.
 SO239 Sockets (PTFE), brand new (4-hole fixing type), 80p each.

SOLDER BUCKERS (Plunger type). Standard Model £2-58. Skirted Model £4. Spare Nozzles 60p each.
NEW MARKMAN RANGE OF SOLDERING IRONS.
 S1250 25W 240V £4-00.
 S1400 40W 240V £4-50.
 S1250K 25W 240V + bit etc., MIT £3-30.
BENCH STANDS with spring and sponge for Markman Irons £2-70.
 Spare bits MT9 (for 15W) 80p. MT5 (for 25W) 50p. MT10 (for 40W) 55p.
ALL PRICES + 8% VAT.
TC2 TEMPERATURE CONTROLLED IRON. Temperature controlled iron and PSU. £39 + VAT (£2-40).
SPARE TIPS
 Type CC single flat. Type M double flat fine tip. Type P, very fine tip. £1 each + VAT (50p). MOST SPARES AVAILABLE.

MULTICOR SOLDER
 Size CISA V75 Sverfil 18 w.s.p., 50p + VAT (40p). (1.1lb) 90c + 40, 20 w.s.g. on plastic reel £3 + VAT (24p).

WELLER SOLDERING IRONS EXPERT. Built-in spotlight illuminates work. Pistol grip with fingertip trigger. High efficiency copper soldering tip.
EXPERT SOLDER GUN 91MD £12-00.
EXPERT SOLDER GUN KIT (Spare bits, case, etc.) £15-00.
 Spare bits 40p pair.

A LARGE RANGE OF CAPACITORS AVAILABLE AT BARGAIN PRICES, S.A.E. FOR LIST.
MIXED COMPONENT PACKS, containing resistors, capacitors, pots, etc. All new. Hundreds of items. £2 per pack, while stocks last.
ALU-SOL ALUMINUM SOLDER (made by Multicore). Solder aluminum to itself or copper, brass, steel, nickel or tinplate, 18 w.s.g. with multicore flux, with instructions. Approx. 1 metre coil 40p each. Large reel £2.75.

VARIAC TUNERS Mullard type ELC1045/05. Brand New, £4-40 + 12% VAT.
BARGAIN PACK OF LOW VOLTAGE ELECTROLYTIC CAPACITORS. Up to 50V working. Sedronix Manufacture. Approx 100. £1.50 per pack + 12% VAT.
OSMOR REED RELAY COILS (for reed relays up to 4in dia. little coil) 12V, 500 ohm coil, 2 for 50p.

We now stock Sprax Tools for the electronic enthusiast. Screwdrivers, Nut spanners, BA and Metric sizes, pop rivet guns, etc. S.A.E. for list.
DuBilier Electrolytics, 500µF, 450V, 2 for 50p.
DuBilier Electrolytics, 100µF, 275V, 2 for 50p.
Pleassy Electrolytics, 470µF, 63V, 3 for 50p.
TC2 Electrolytics, 1000µF, 30V, 3 for 80p.
DuBilier Electrolytics, 500µF, 35V, 50p each.
DuBilier Electrolytics, 5000µF, 50V, 60p each.
ITT Electrolytics, 6800µF, 25V, high grade screw terminals, with mounting clips, 50p each.

PLEASE ADD 12% VAT TO ALL CAPACITORS.
TV PLUGS AND SOCKETS
 TV Plugs (metal type), 4 for 50p.
 TV Line Connectors (back-to-back sockets), 4 for 50p.
 Please add 12% VAT.

OUR NEW 1978 CATALOGUE IS AVAILABLE NOW! LOTS OF NEW PRODUCTS AND IDEAS. PRICE 45p POST PAID OR 35p TO CALLERS.

Marshall's

Come and get a great deal

Call in and see us 9-5:30 Mon-Fri 9-5:00 Sat
Express Mail Order Tel. orders on credit cards £10 min.
Trade and export enquiries welcome

A. Marshall (London) Ltd, Dept: PW London: 40-42 Cricklewood Broadway, NW2 3ET Tel: 01-452 0161 Telex: 21492 & 325 Edgware Road, W2 Tel: 01-723 4242. Glasgow: 85 West Regent Str, G2 2QD Tel: 041-332 4133. Bristol: 1 Stralys Parade, Fishponds Road, BS16 2LX Tel: 0272 654201

2N309 0.57 2N3417 0.25 2N4092 0.20 2N5045 0.37 AF106 0.80 BC182L 0.15	2N330 0.37 2N3430 0.85 2N4121 0.27 2N5248 0.44 AF109 0.82 BC183A 0.12	2N1131 0.32 2N3441 0.02 2N4122 0.27 2N5293 0.44 AF114 0.70 BC183LA 0.15	2N1303 0.80 2N3446 1.45 2N4123 0.19 2N5294 0.44 AF118 0.70 AC184 0.12	2N1306 0.80 2N3525 0.25 2N4124 0.19 2N5401 0.44 AF119 0.70 BC184L 0.15	2N1501 0.32 2N3556 0.25 2N4125 0.19 2N5416 1.03 AF124 0.70 BC205 0.17	2N1513 0.30 2N3557 0.25 2N4126 0.18 2N5447 0.18 AF139 0.73 BC212A 0.15	2N1937 0.72 2N3533 0.57 2N4230 0.35 2N5448 0.18 AF200 0.30 BC212A 0.18	2N1990 0.30 2N3689 0.34 2N4238 1.85 2N5449 0.38 AF201 1.30 BC213B 0.15	2N1993 0.30 2N3644 0.40 2N4237 1.85 2N5457 0.35 AF239 0.70 BC213LA 0.17	2N1991 1.10 2N3682 0.25 2N4240 1.70 2N5458 0.35 AF240 1.25 BC214 0.17	2N1933 0.30 2N3663 0.29 2N4250 0.30 2N5555 0.95 AF278 0.93 BC214L 0.18	2N1934 0.42 2N3708 0.14 2N4296 0.32 2N5607 0.95 BC237B 0.15	2N2017 0.85 2N3703 0.14 2N4298 0.32 2N5622 0.44 ASY28 1.30 BC238B 0.13	2N2218 0.35 2N3704 0.14 2N4299 0.32 2N5623 0.44 ASY28 1.30 BC239C 0.17	2N2219 0.32 2N3705 0.14 2N4298 0.32 2N5624 0.44 BC107 0.18 BC256A 0.20	2N2221 0.25 2N3706 0.14 2N4297 0.32 2N5625 0.44 BC108 0.18 BC257A 0.18	2N2222 0.25 2N3707 0.14 2N4298 0.32 2N5628 0.98 BC109 0.18 BC258B 0.24	2N2270 0.45 2N3708 0.12 2N4302 0.31 2S7302 0.30 BC112 0.22 BC259B 0.19	2N2358 0.27 2N3709 0.12 2N4303 0.32 2S7303 0.30 BC114 0.22 BC259LA 0.15	2N2680 0.27 2N3710 0.12 2N4303 0.32 2C2250 0.80 BC115 0.22 BC292B 0.20	2N2483 0.30 2N3711 0.12 2N4342 0.18 40011 0.55 BC116 0.21 BC293B 0.20	2N2513 0.30 2N3712 1.31 2N4402 0.29 40316 0.95 BC118 0.22 BC284B 0.05	2N2646 0.30 2N3714 0.50 2N4403 0.20 40363 1.45 BC133 0.22 BC307B 0.16	2N2248 0.19 2N3716 1.70 2N4822 0.43 45359 0.70 BC137 0.22 BC308B 0.16	2N2994 0.31 2N3724 0.21 2N4870L 0.58 40440 0.70 BC138 0.22 BC309C 0.15	2N2905 0.31 2N3819 0.98 2N4871 0.11 40512 1.07 BC140 0.30 BC325 0.20	2N2906 0.25 2N3820 0.30 2N4898 1.55 40594 0.90 BC141 0.32 BC337 0.20	2N2907 0.25 2N3821 0.35 2N4899 1.55 40595 0.90 BC142 0.32 BC341 0.17	2N2923 0.17 2N3827 0.27 2N4902 0.20 40673 0.90 BC147 0.13 BC343 0.16	2N2924 0.17 2N3854A 0.30 2N4903 2.75 40673 0.90 BC148 0.15 BC345 0.17	2N2925 0.18 2N3855 0.30 2N4904 1.85 AC187 0.48 BC149 0.15 BC346 0.17	2N3011 0.37 2N3866A 0.19 2N4905 2.48 AC129 0.48 BC153 0.30 BC347B 0.13	2N3020 0.35 2N3868A 0.26 2N4906 0.83 AC151 0.43 BC154 0.30 BC348 0.13	2N3063 0.25 2N3869A 0.32 2N4920 0.83 AC162 0.34 BC157A 0.15 BC349B 0.14	2N3054 0.72 2N3880 0.18 2N4930 0.30 AC170 0.36 BC159B 0.15 BC355 0.13	2N3055 0.75 2N3856 1.60 2N5087 0.30 AC183K 0.89 BC159B 0.17 BC359 0.13	2N3106 0.75 2N3901 0.30 2N5088 0.30 AC187 0.59 BC160 0.30 BC354 2.40	2N3133 0.80 2N3904 0.18 2N5089 0.82 AC176K 0.50 BC197B 0.13 BC358 0.27	2N3142 0.80 2N3905 0.18 2N5120 0.82 AC187K 0.50 BC198B 0.13 BC370 0.21	2N3250 0.85 2N3906 0.18 2N5130 0.22 AC187 0.50 BC198B 0.13 BC370 0.21	2N3301 0.45 2N3922 0.95 2N5131 0.22 AC187K 0.55 BC199B 0.13 BC371 0.26	2N3302 0.30 2N4031 0.95 2N5137 0.22 AC188 0.54 BC170B 0.10 BC372 0.16	2N3302 0.17 2N4032 0.85 2N5143 0.22 AC188K 0.65 BC171B 0.17 BC378 0.23	2N3304 0.75 2N4033 0.75 2N5146 0.15 AC197 0.89 BC178C 0.18 D10 0.40	2N3397 0.17 2N4038 0.72 2N5180 0.15 AC192 0.65 BC193C 0.17 BC151 0.35
---	---	---	---	--	---	--	--	--	---	---	--	---	--	--	--	--	--	--	---	--	---	---	---	---	--	--	--	--	--	---	--	--	---	---	---	--	--	--	--	---	--	---	--	---	---

THE COMMUNICATIONS RECEIVER THAT HAS IT ALL . . .



FRG-7

The finest general-coverage synthesised communications receiver on the market, now available in two versions

ANALOGUE **DIGITAL**
 ★ **£162⁰⁰** inc. VAT ★ **£223⁰⁰** inc. VAT ★

Also available from us with special 2m converter and accessories, all for just an extra **£17⁰⁰**



Phone for details of current stocks—new and secondhand—and opening hours



AMATEUR RADIO EXCHANGE
 2 Northfield Road, Ealing, London, W.13.
 Tel: 01-579 5311

Easy terms up to 3 years

Credit Sales by Telephone

Securicor Delivery

THIS is the Catalogue you need to solve your component buying problems!



- The finest components catalogue yet published.
- Over 200 A-4-size pages.
- About 5,000 items clearly listed and indexed.
- Nearly 2,000 illustrations.
- Bargain List sent free.
- At £1.40, incl. p. & p., the catalogue is a bargain.

Send the coupon below now.
HOME RADIO (Components) LTD.,
 Dept. PW, 234-240 London Road,
 Mitcham, Surrey CR4 3HD

Please write your Name and Address in block capitals

NAME

ADDRESS



HOME RADIO (Components) LTD. Dept. PW (Regn No
 234-240 London Road, Mitcham, Surrey CR4 3HD London 912960)

POST THIS COUPON with cheque or P.O. for £1.40

WHAT'S NEW?

ME, semiconductor teaching kit



The most MODERN, RAPID, ECONOMIC way to master space age electronics. Starting even from ZERO by performing over

100 EXPERIMENTS

and creating more than 20 practical applications

You learn all about the most up to date electronic circuits: how to calculate, repair, and design them, while pursuing your favorite hobby. Start from scratch, or improve your present knowledge. Train and earn money in your spare time turn your pastime into valuable job opportunities.

Compare our price you receive the entire course, "mini laboratory" and components for LESS than the price of the components alone.

COMPLETE KIT: nothing else to buy*

you get:

- instruction manual : over 200 pages of detailed step-by-step instructions -starting from scratch, explains basic laws and physics of Electricity, semiconductor principles and operation electronic circuits : from diodes (including diac, zener) transistors, triacs to integrated circuits (C.MOS, operational amplifiers) etc...
- Over 200 Electronic components : aerospace technologie printed circuit experiment board, phototransistor, triac, thyristor I.C.S Transistors (including FET, MOSFET) LEDS + résistors , capacitors, speaker, milliammeter, potentiometers, variable capacitor, etc... etc... etc...
- measuring instruments (you assemble yourself from among components furnished in kit.) ELECTRONIC VOLTMETER, LOW FREQUENCY MEASURING AMPLIFIER, LOGIC INDICATORS, REGULATED POWER SUPPLY, MILLIAMMETER.


you perform:

- over 100 DIFFERENT EXPERIMENTS : from the most basic voltage measurements to radio transmitter circuits and including HI FI, Flip Flops, Ic applications, triac use, etc... etc... etc...

you construct

- more than 20 complete functional systems : light modulator, high fidelity amplifier, radio control set, radio receiver and transmitter, electronic gadgets and games and many, many more.

*Hand tools not provided.



SAVE £10-mail coupon today-SAVE £10

BAGA ENGLAND: P.O. Box 401
 Kingsmead, Kings Lane, Chipperfield,
 Nr. King's Langley, Herts. WD4 9PB

Please send me (QTY) IK2 teaching Kit(s)
 I enclose Cheque/Postal order for £

NAME
 ADDRESS

BAGA FRANCE 11 rue Prosper Mérimée POST CODE
 92100 BOULOGNE FRANCE.



The British Connection

EDITOR

Geoffrey C. Arnold

ASSISTANT EDITOR

Dick Ganderton, C. Eng., MIERE

ART EDITOR

Peter Metall

TECHNICAL EDITOR

Ted Parratt, BA

NEWS & PRODUCTION EDITOR

Alan Martin

TECHNICAL SUB-EDITOR

Peter Preston

TECHNICAL ARTIST

Rob Mackle

SECRETARIAL

Sylvia Barrett
Debbie Chapman

EDITORIAL OFFICES

Westover House, West Quay Road,
POOLE, Dorset BH15 1JG
Telephone: Poole 71191

ADVERTISEMENT MANAGER

01-261 6671 Roy Smith

CLASSIFIED ADVERTISEMENTS

01-261 5762 Colin R. Brown

ADVERTISEMENT OFFICES

King's Reach Tower, Stamford Street,
London SE1 9LS

BINDERS

Binders, for either the old or the new format, are £2.85 and Indexes are 45p (inc VAT) and can be obtained from the Post Sales Department, IPC Magazines Ltd., Lavington House, Lavington Street, London SE1 0PF. Remittances with overseas orders for binders should include 60p to cover despatch and postage.

BACK NUMBERS

We are very glad to announce the re-establishment of a PW Back Numbers Service for our readers. In future back numbers dated from June 1977 only will be available from our Post Sales Department for 65p, which includes postage and packing. Cheques and Postal Orders should be made payable to IPC Magazines Ltd.

Send your orders to:- Post Sales Department, IPC Magazines Ltd., Lavington House, Lavington Street, London SE1 0PF.

ELSEWHERE in this issue there appears a letter from a reader, prompted by a news item on electrical safety which was published in our March 1978 issue. Whilst I do not feel that PW is really the place to conduct a campaign for a "simple, safe plug", as he suggests, perhaps a few comments would not be out of place.

There are already on the market at least two makes of 13A plugs designed in such a way as to allow the live, neutral and earth cores of the lead being attached to be cut and stripped to the same length. These plugs are made by Crabtree and MK Electric. The latter's also incorporates a "press-in" cord grip, whose only disadvantage seems to be that fairly strong fingers are required if a heavy-gauge lead is to be fitted.

When the 13A plug was originally introduced, there were four standard fuse ratings—2, 5, 10 and 13 amps. A few years ago, the range was reduced to just two, of 3 and 13 amps, partly with the intention of trying to overcome the problem of over-fusing of small appliances. It was hoped that, by cutting the stock-holding required, electrical retailers might be persuaded to offer their customers the choice of plugs fitted with the appropriately rated fuse.

There has been limited success in achieving this aim. Some small electrical shops will ask a customer at the time of purchase, what sort of appliance the plug is intended for, and ensure that the correct fuse is fitted. At least one large chain of self-service stores offers a choice of 13A plugs fitted with 3 amp or 13 amp fuses, identified by an attached label.

Unfortunately, not everyone is sufficiently aware of the purpose of fuses to be able to make the correct selection. In a recent discussion on this very subject, the opinion was expressed by a very intelligent young lady: "When in doubt, fit the larger fuse. It would be safer because there would be less risk of it blowing". Clearly, more effort is needed to educate the public in this important aspect of electrical safety. In at least some of our schools, young people are, thankfully, now being taught about such things. Reaching the adult population is more of a problem.

Incidentally, before I am accused of being a male chauvinist, let me say that, in my experience, ignorance of the rudimentary principles of electrical safety (or any other sort of safety, for that matter) is very definitely not confined to the female of our species!

While on the subject of electrical safety in general, and 13A plugs in particular, another comment seems appropriate. Why is it that, when all such plugs are designed and type-tested to comply with British Standard Specification 1363, so many of them are incapable of carrying a full 13 amp load without overheating of the live connection? The heating causes corrosion of the end-caps of the fuse-link, and of its retaining clips, and the effects are usually cumulative. In one such case of my experience, sufficient heat was conducted to the mating socket to cause the polythene insulation to melt and peel away from the live conductor of the incoming supply cable over the first centimetre or so from the socket terminal. There are very few makes of 13A plug which I would use to feed a 3 kilowatt heater.

Geoffrey C. Arnold

PLEASE NOTE

We do not operate a Technical Query Service except on matters concerning constructional articles published in PW. We do not supply service sheets or information on commercial radios, TV's or electronic equipment.

All queries must be accompanied by a stamped self-addressed envelope otherwise a reply cannot be guaranteed.

New catalogue

The Winter 1978 Heathkit catalogue lists several new products of interest to the electronics enthusiast, including a range of low-cost, high-performance test equipment. The catalogue is available, free of charge, from *Heath (Gloucester) Ltd., Gloucester GL2 6EE.*



Dear old pals

Television and radio as "Good Companions" provide the theme of the introduction to the sixteenth edition of the Independent Broadcasting Authority's annual handbook "Television & Radio 1978", published on 20th January, 1978.

The handbook is a comprehensive and detailed guide to the workings of Independent Television and Independent Local Radio, describing the work of the Authority and the programme companies. Available from newsagents and booksellers.

"Television & Radio 1978", 224 pages, 228mm x 194mm, over 300 illustrations (many in colour), Price £1.85.

Mobile Rally

We are informed that the "Welsh Amateur Mobile Rally" will be held on Sunday, 21st May, 1978, at the Barry Rugby Football Club, Myneth Duffan, Barry, South Glamorgan.

Entrance is free and the organisers are hoping for a much larger rally this year. Further details from:

Simon Lloyd Hughes GW8NUN, 1 Min y Mor, Barry, South Glamorgan, CF6 8QC.

Keep it going

The Society of Electronic and Radio Technicians have organised a symposium to study "Electronic Maintenance Management".

Specialist studies of the many factors have been made and S.E.R.T. have arranged the symposium to co-ordinate current knowledge and opinion in the field. It will be of especial interest and value to those occupying supervisory and managerial positions in service departments, also those in maintenance sections of user industries.

Contributions have been arranged from many major industries and organisations including an opening address by the chairman of EMI Electronics, Dr. P. Allaway.

The symposium will be held at the University of Surrey from 10-12 April, 1978 and is residential. Accommodation, all meals, social activities and full

documentation are included in the cost, which is £98 plus VAT. (£82 plus VAT S.E.R.T. members.)

For details apply to:
I. R. G. Channing, S.E.R.T., Faraday House, 8-10, Charing Cross Road, London WC2H 0HP. Tel: 01-240 1152.

RAYNET

A RAYNET symposium to be held on Saturday, 15th April, 1978, at the Post House Hotel, Leicester. Commencing at 10am the cost is £4.00 which includes buffet lunch.

Subjects will include: RAYNET yesterday, today and tomorrow; RAYNET and repeaters; Liaison with user services; Exercises; Live incident case histories; Equipment etc. and discussion periods.

Further details from:
GBCAC QTHR—M. G. Barker, 3 Burley Close, Desford, Leics. LE9 9HX.

Game of Kings

A new addition to the electronic game market, is the Gammonmaster II. This sophisticated, totally computerised backgammon game is designed for excitement and ease of play. It will defeat the average player more often than not, and compete evenly with experts.


When you play against the machine, the computer displays each of its moves electronically, while recording your moves. You chart the game with regular pieces, and can always verify the location of every piece on the board at the touch of a button. The

dice are rolled electronically at random.


Although the machine likes to play an aggressive offensive game, it will change its strategy depending on how you choose to play—Running game, Block and Hit, Back game—it can also play a semi-back game, blot hitting contest and bear-off strategies.

If you know and enjoy backgammon, Gammonmaster II can become a true measurement of your skill.

The price which includes VAT and p & p is £175. Available from:
Kramer & Co., 9 October Place, Holders Hill Road, London NW4 1EJ. Tel: 01-203 2473.



A 2 metre VSWR Bridge



M. H. Tooley BA G8CKT & D. Whitfield BA G8FTB

Introduction

Matching the aerial to the transmitter, in order to obtain maximum radiated power, is an important consideration for any radio amateur hoping to obtain the best results from his equipment: this can be achieved by using some form of standing wave meter in the tuning-up procedure. The standing wave ratio (s.w.r.) is a measure of the efficiency of an aerial system: the closer the s.w.r. is to unity, the greater the proportion of transmitter power actually radiated. Although the s.w.r. only approaches unity under ideal conditions, in practical situations its measurement will provide a very useful evaluation of the system's performance.

The instrument described is an s.w.r. bridge which will provide a constant, on-the-air reading whilst allowing meaningful measurements to be made on the relative merits of different aerials and aerial sites. It is suitable for use in the feeders of v.h.f. transmitters having outputs of between 1W and 100W.

Circuit Description

An s.w.r. bridge works by sampling the amount of power flowing in each direction along the aerial feeder. This is achieved by the use of a Maxwell bridge transmission line coupler, as shown in Fig. 1. The reactive arms of the bridge are formed by the distributed capacitance and mutual inductance of the coupled lines. The two sampling lines L1 and L2, shown in the circuit diagram of Fig. 2, are coupled to the main aerial feeder and respectively terminated at opposite ends by R1 and R2, thus providing two outputs which are proportional to the forward and reflected signals present. Diodes D1, D2 and capacitors C1, C2 convert the sampled signals to d.c. for measurement on a conventional meter M1. Potentiometer VR1 adjusts the sensitivity of the circuit and ferrite beads prevent stray r.f. pick-up in the wiring.

In practice, the bridge can be used either way round due to the symmetry of the circuit, but for convenience, SK1 is assigned to the transmitter and SK2 to the load; this allows S1 to be designated "forward" and "reflected."

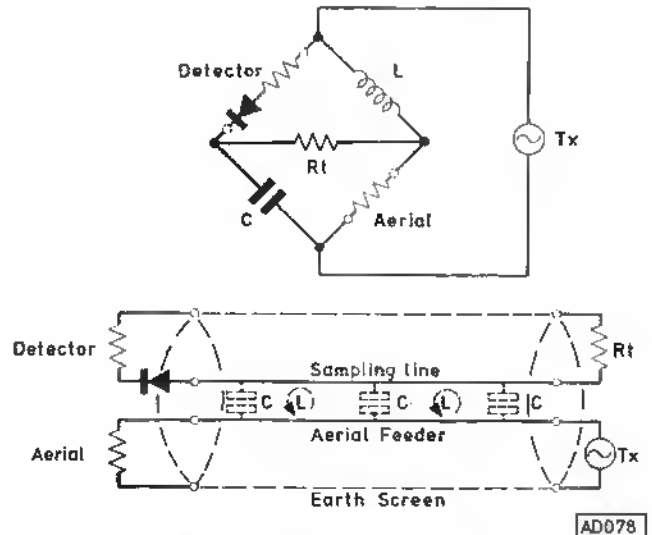


Fig. 1: Theoretical diagram of the Maxwell Bridge transmission line coupler

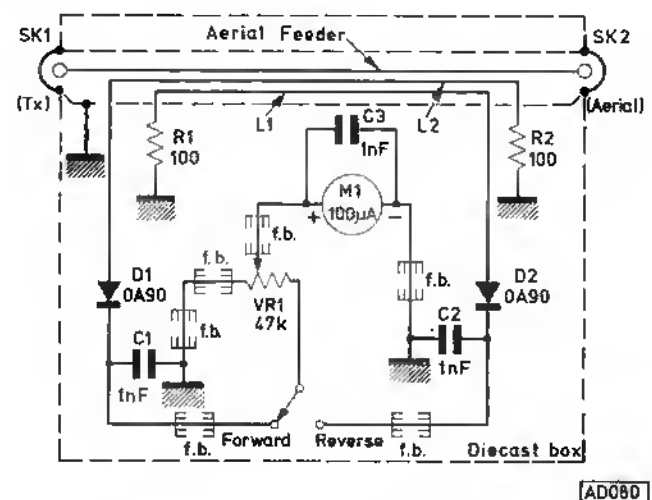


Fig. 2: Complete circuit diagram of the 2m VSWR bridge

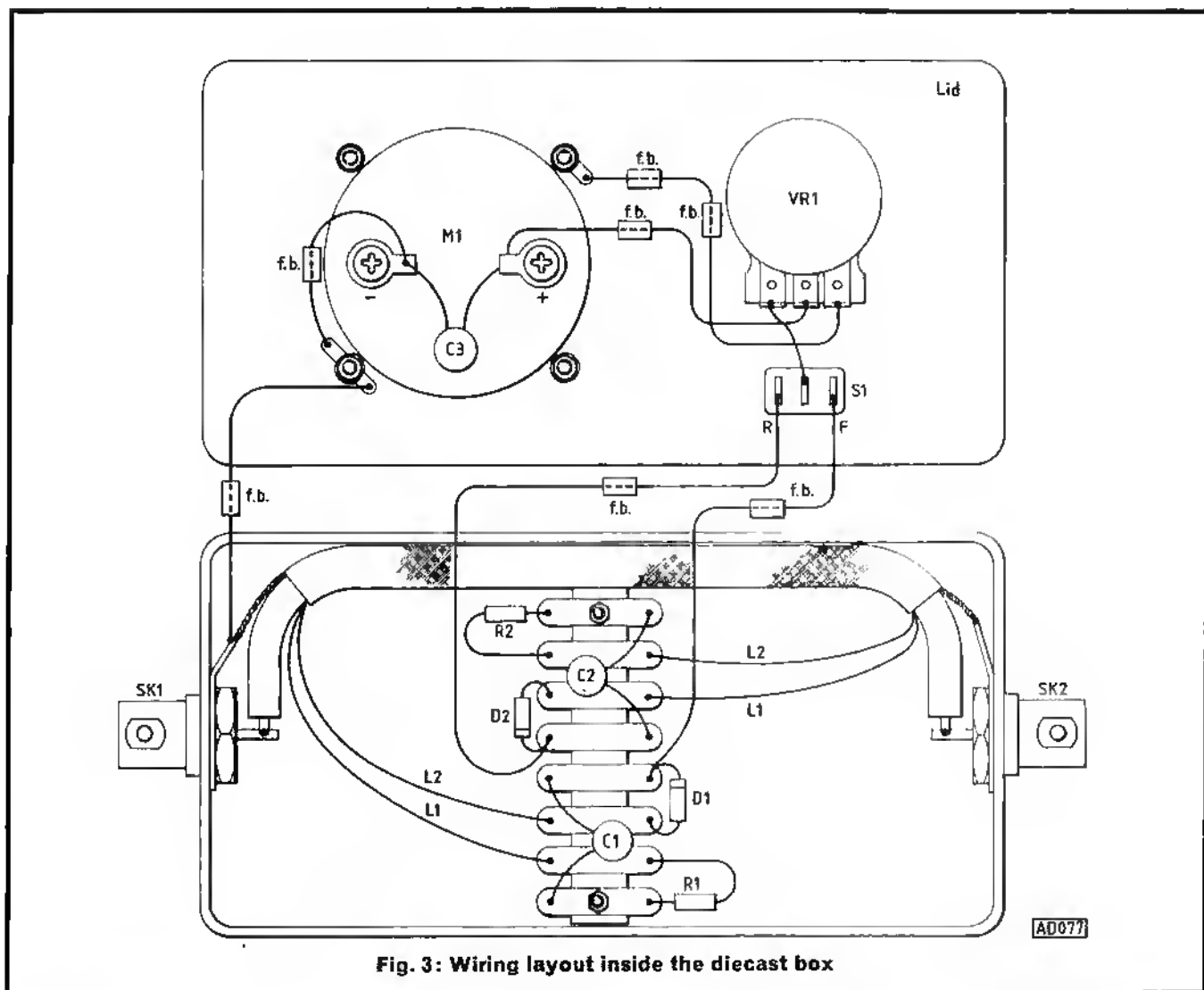


Fig. 3: Wiring layout inside the diecast box

Construction

The instrument is built into a small diecast box, which also acts as a screen. In obtaining a suitable box it is important to ensure that the depth is sufficient to provide adequate clearance for the meter movement.

The component layout is shown in Fig. 3. A tag strip is mounted so that the end connections are earthed via fixing screws, whilst the remaining ones are isolated: this is best done by using additional 8BA nuts to space the tag strip from the case.

It is important that the physical placement of the diodes, resistors and pickup lines is symmetrical: the better the symmetry, the better will be the electrical balance of the bridge. If matched resistors, diodes and capacitors are used, electrical balance will be even better than is possible with randomly-selected components. Since the bridge is essentially relative-reading, this condition, while highly desirable, is not vital for satisfactory results.

The germanium detector diodes should be matched for similar characteristics using the circuit of Fig. 4. A pair of diodes should be chosen such that on test there is no appreciable meter deflection as the applied voltage is varied from 0 to 9V. The meter used for evaluating the diodes should be as sensitive as possible, e.g. an Avo Model 8 on its 50 μ A range.

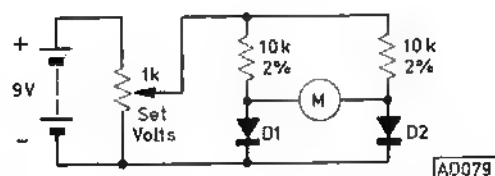


Fig. 4: Circuit used for comparing diode characteristics

The coaxial line is made from a 140mm length of low-loss coaxial cable (see component list). Its outer p.v.c. sheath should first be carefully removed and the copper braid "bunched" to allow the two sampling lines to be introduced under it. The lines should be of equal length and should be run inside the braid, with care being taken to keep them close together with no kinking. They should come out about 20mm from each end of the cable.

The accuracy of the instrument is dependent on the matching of the terminating resistors to the impedance of the sampling lines, thus the constructional details for the coaxial line should be closely followed.


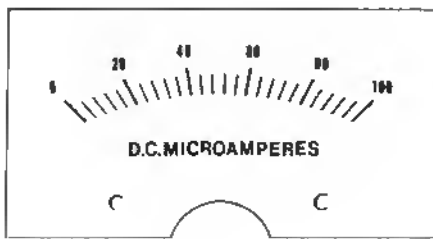


Fig. 5: Meter calibration scale for use with Maplin type '2 in PAN' meter. The original 100µA meter scale (left). Replacement scale for s.w.r. measurement (right). Both shown actual size

Calibration

Using the recommended meter movement the instrument may be calibrated simply by copying the scale shown full size in Fig. 5. For alternative types of movement a table of calibration points is given. The new meter scale is best marked with the scale plate detached from the movement, using a fine pen and drawing ink, pencil or dry transfers.

S.W.R.	Reverse Reading (µA)	S.W.R.	Reverse Reading (µA)
1:1	0	2.5:1	43
1.1:1	5	3:1	50
1.2:1	9	3.5:1	56
1.3:1	13	4:1	60
1.4:1	17	4.5:1	64
1.5:1	20	5:1	67
1.6:1	23	6:1	71
1.7:1	26	7:1	75
1.8:1	29	8:1	78
1.9:1	31	9:1	80
2:1	33	10:1	82

Using the S.W.R. Bridge

Attach the output of the v.h.f. transmitter to SK1 and the aerial system or some other form of load to SK2, using matched feeder. Set S1 to read forward power and turn VR1 fully anticlockwise for minimum meter sensitivity. Apply r.f. power from the transmitter and adjust VR1 for a full-scale meter reading. Leaving the setting of VR1 unchanged, set S1 to read reverse power: the meter will now indicate s.w.r. directly.

It should be noted that continuous high-power operation of the s.w.r. bridge without a load may cause the 100 ohm resistors and the diodes to be destroyed. The bridge may be left permanently inline with the feeder between transmitter and aerial, as it introduces no significant signal degradation in either direction. Constructors should be wary of placing too much importance on absolute s.w.r. readings; the real value of the bridge lies in its ability to indicate relative forward and reverse power levels. It will be found invaluable as a general aid in the adjustment of transmitters and aerials.

★ components

Capacitors

- C1 1nF disc ceramic
- C2 1nF disc ceramic
- C3 1nF disc ceramic

Resistors

- R1 100 ohms ½W 2%
- R2 100 ohms ¼W 2%
- VR1 47kΩ linear carbon

Diodes

- D1 OA90
- D2 OA90 (See text)

Sockets

- SK1 50Ω BNC
- SK2 50Ω BNC

Lines

- L1 250mm 26 s.w.g. enamelled copper wire.
- L2 250mm 26 s.w.g. enamelled copper wire.
- 140mm low-loss 50Ω coaxial cable of capacitance 56pF/m (UR203).

Miscellaneous

- Diecast box approximately 120mm × 60mm × 44mm.
- 100µA 2in panel meter.
- Miniature single pole c/o toggle switch. Control knob with position indicator, Miniature 8-way horizontal tag strip. Earth tags, 5 required. Ferrite beads, 6 required (from TMP Electronic Supplies, Britannia Stores, Leeswood, Mold, Clwydd CH7 4SD N. Wales).

BINDERS FOR PW

Keep your copies together
Keep them clean
with the
PW Easi-Binder

The Easi-Binder is attractively bound with the title blocked in gold on the spine with the current (or last) volume number and year. For any previous volume numbers please advise year and volume and a separate set of gold transfer figures will be supplied.

£2.85 inclusive of VAT and post and packaging from: Post Sales Department, IPC Magazines Ltd., Lavington House, 25 Lavington Street, London, SE1 0PF.
(Overseas orders please add 60p).

HOT LINES

A REVIEW OF RECENT DEVELOPMENTS
In general, the author does not have any more information on products than appears in the article.

Pulse probe

Nurses flitting around the wards, seizing wrists and checking pulses might be said to be getting to grips with the problem. However, a British company looks like putting an end to this age-old hospital custom. It is launching a unique little gadget which looks about the size of a fat pocket watch. All your ministering angel has to do is to hold the little device firmly on your wrist, and after only ten seconds your pulse is displayed accurately and digitally on a midget I.e.d. readout

A tiny piezoelectric transducer beneath a thin plastic membrane senses the pulse and in the absence of any pressure here the unit will automatically switch itself off. Pulses from 40 to 200/minute can be detected and read off to an accuracy of $\pm 3\% \pm 1$ digit and the device will operate for several months (about 3,000 separate "pulses takings") on a single 5.6V battery. When the battery does run down, a decimal dot appears in the display.

Ideal for busy hospitals, and for the "average" high powered business man intent on watching his blood pressure—take a pulse Miss Jones.

Mini glimmers

Aren't I.e.d.s small compared to, say, the average torch bulb? News has just arrived that they're even smaller, thanks to a German manufacturer who is to bring out very small solid state lights!

These I.e.d.s are only one millimeter wide—which amounts to barely one twentyfifth of the good old fashioned British inch. They are to be available in the "usual" I.e.d. colours: green, red and yellow. Brightness is impressive—1mcd at 10mA. Commercial applications are seen as solid state dial indicators where a number of I.e.d.s are put in a line (or semi-circle like the electronic speedos in cars). Another possibility is to use just a lonely one to light up I.c.d. watch faces at the touch of a button. They would also be ideal for use in photographic applications where, in some cameras, I.e.d.s light to show exposure details etc in the viewfinder

of an s.l.r. camera. Please note, these are not yet available, but when they are, the numbers to watch for are LD171, LD161 and LD121 the number differences denoting a different colour. Just the thing for making a bionic glow-worm!

CQ tick tock

Talking small, times are changing—especially in the digital watch field. Up until now the favourite frequency for quartz crystals in timepieces was 32kHz. Now, a German manufacturer has employed a 4MHz crystal. Not only that, but it's been incorporated onto an i.c. There are many arguments for the higher frequency. The 4MHz crystals are cheaper to manufacture, and they have greater mechanical and thermal stability. It is interesting to note that the new i.c. oscillator draws only 6 μ A at 1.5V. There might be an outlet here for Hams who have an interest in miniature transmitters and receivers. Perhaps we will get Ham pirate stations coupling their wrist watches to a ten element yagi, or working half the world using 300ft of wire and a Timex!

For those with an interest in oscillators which are admittedly a little larger (but at least in production) I note that an American company regularly advertises some crystal oscillators which are housed in a d.i.l. (dual in-line) package. It's the same size as a 14-pin i.c. but is 0.5in. high. Frequency range available is from 6MHz to 60MHz, and at a temperature between -10°C and $+60^{\circ}\text{C}$ they have an accuracy of $\pm 0.0005\%$. Cost (guessing 1.9 dollars = £1) is around £27.

Family programming

The age of the home computer is here and I predict that it will be a major industry in Britain within the next decade. Certainly people will end up using a home computer (for various things) like they currently play with home TV games.

Having said that, I was very interested to hear about the new COSMAC VIP. The VIP stands for Video Interface Processor. This truly magnificent beastie lets its master (or

mistress) both create and play video games—and generate graphics, and develop microprocessor functions. The manufacturers describe it as a computer on a card. It's easy to program and, what's more, you can easily create your own programs. It's currently only available in the US (as far as I know) where it is sold in kit form. A "Cook book" is provided and part of this is devoted to telling you about programs for 20 different games. Some of these are purely fun games; others are educational. These are loaded and recorded on an ordinary cassette recorder. After this, all you need do is to connect your COSMAC VIP to a video monitor, or you can connect it to an ordinary black-and-white TV via a simple r.f. modulator. Price of the kit in the US is approximately £150.

Chip chat

If you are a tape recorder buff, then watch out for the magic number LM1818. You won't see it until very late this year (hopefully) but when you do you'll find it's an I.c. which contains all of the active electronics (except the bias/erase oscillator) needed to build a complete tape recorder. Buried in its little package are some very good design ideas. Like the incorporation of electronic switching from record to playback and vice versa. Using this chip, it's good bye to those six-pole changeover switches often found in tape recorders. The i.c. also incorporates two monitor amplifiers (for playback and record) plus another two preamplifiers for microphone and playback respectively. And the manufacturer has even thought to include some automatic levelling electronics for the equalisation of voice and any background sound. Other control circuitry employed enables the chip to comfortably handle anything from d.c. up to top audio without those pops when the record/play back switch is actuated. Finally, there is a meter driving circuit.

Ginsberg



Part 2

OSCILLOSCOPE

IAN HICKMAN

This part deals with the first stages of construction and covers the Raw Supplies (Board 1) and the Stabilised Supplies (Board 2).

First build up the Raw Supplies, Board 1, as in Figs. 1 and 3.

Fig. 2 gives the circuit diagram of this board and a new series of component numbers has been started, as can be seen. Thus any component's number locates the board on which it is used (or mainframe/front panel for numbers under 100).

The Raw Supplies board produces a +300V output at pin 10. Without R101 the output would be in excess of +350V, but with it the conduction angle of the rectifiers D101 and D102 is substantially increased. The increased conduction angle greatly reduces the volt drop in section B of the 250-0-250V winding of T1 on positive peaks.

This in turn increases the negative output from the tripler circuit D105-D107 and associated capacitors. In fact -1150V approx. is produced at the junction of D107 and C106 at nominal mains voltage. This permits the use of a simple shunt stabiliser R104, D108-D112, providing a -800V stabilised e.h.t. output at pin 7.

In conjunction with the centre tap of the 12-9-0-12-9V winding, bridge rectifier D113 provides plus and minus 17V raw outputs at pins 4 and 5 respectively—the reservoir capacitors C19 and C20 are mounted on the mainframe. R102 and D103, D104 produce a clipped sine wave—approximately square—at pin 1. This is made available at the front panel (SK3) and provides a useful check on the accuracy and linearity of the lower timebase ranges.

Having made up the Raw Supplies board, check

that all the polarised components are in the right way round (this board is unusual in that there are only four components which aren't polarised!) and mount it in the mainframe. Make off the connections to T1, insulating the ends of leads not yet needed, C19 and C20 and you are almost ready to switch on!

First, just fit a temporary link from Board 1 pin 6 to chassis—this will later be removed to leave a single common earth point at Board 3 edge connector when fitted. On test you should find around -800V at Board 1 pin 7 (all voltages are measured with respect to chassis), but the voltage at pin 10 will be around +360V as no current is being drawn.

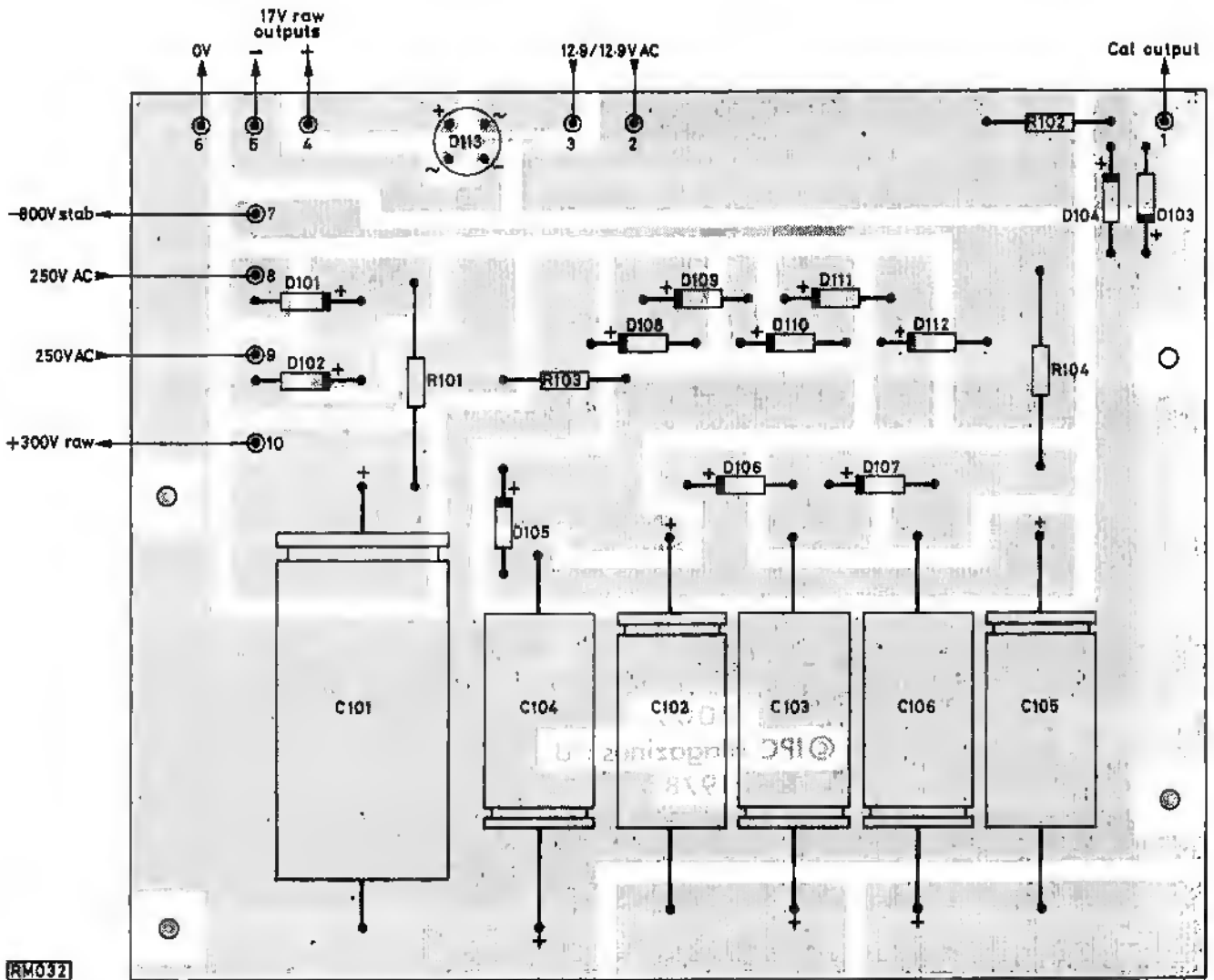
Likewise, the plus and minus 17V raw supplies at pins 4 and 5 will be nearer 20V for the same reason.

In the absence of the load provided by the resistor string R16, VR6, R17, VR5 across the -800V Stabilised output, diodes D108-D112 will be passing more current than usual, so do not run the circuit for longer than necessary to check the output voltages.

After disconnecting the mains supply, always discharge the high voltage capacitors. Two feet of wire with a crocodile clip at one end (to pick up anywhere convenient on the chassis) and a 470Ω resistor in an insulated hand-grip at the other, touched on the positive end of C101 for a second or two and then likewise on the negative end of C106, can save you from a very unpleasant shock.

Having progressed so far, it's time to turn our attention to the Stabilisers, Board 2. Figs. 5 and 7 show the component layout and track side of the board respectively, whilst Fig. 6 gives the circuit diagram.

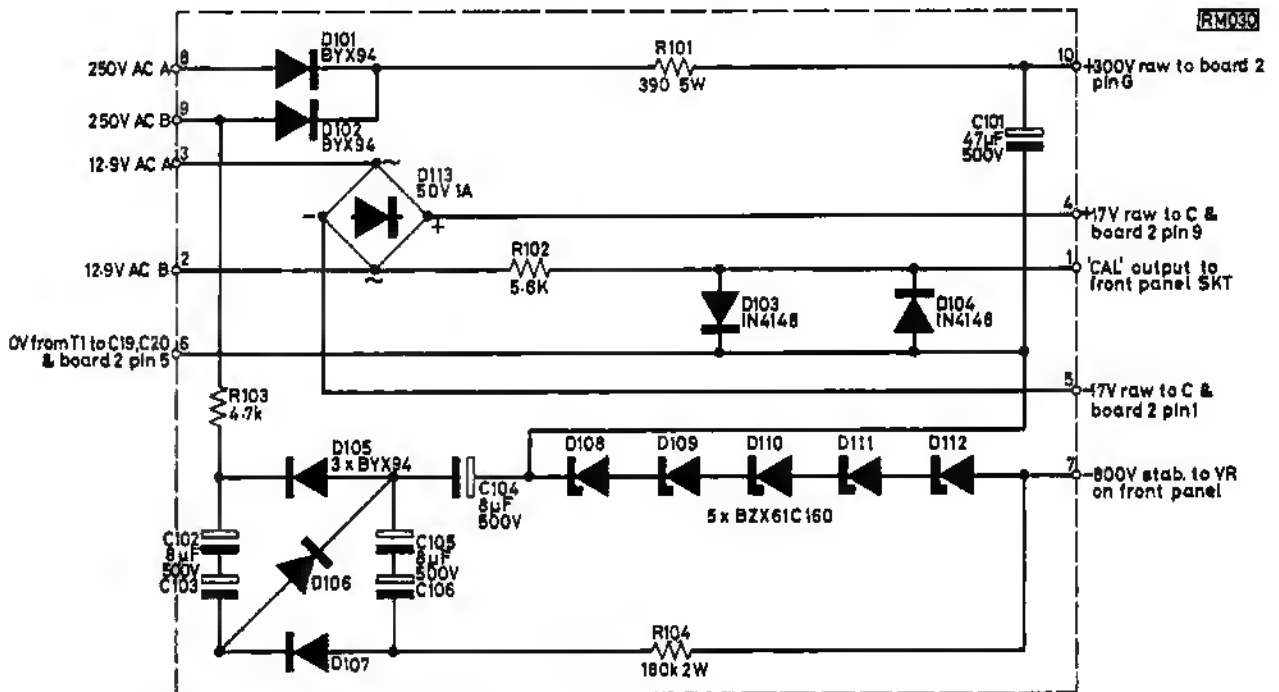
The stabiliser circuits are all fairly conventional.



RM032

Fig. 1: (above): Component placement for the Raw Supplies Board 1. Care must be taken with component placing to avoid adjacent cans touching and also to ensure correct polarity

Fig. 2: (below): Circuit diagram of the Raw Supplies Board 1





R003
 © IPC Magazines Ltd.
 1978

Fig. 3: Copper side of Board 1. A ready drilled board is available from Watford Electronics

★ components

BOARD 1, RAW SUPPLIES

Resistors

1/2W 5% carbon film unless otherwise specified

R101 390Ω 5W
 R102 5-6kΩ
 R103 4-7kΩ 1/2W
 R104 180kΩ 2W

Diodes

D101 BYX94
 D103, 104 1N4148
 D105-107 BYX94
 D108-112 BZX61C160
 D113 50V 1A Bridge rect. wire leads

Capacitors

C101 47μF 500V
 C102-106 8μF 500V

Miscellaneous

Printed circuit board
 Double Sided Wiring Pins—10




Fig. 4: Part of the inside of the case showing the positioning of the two power supply boards

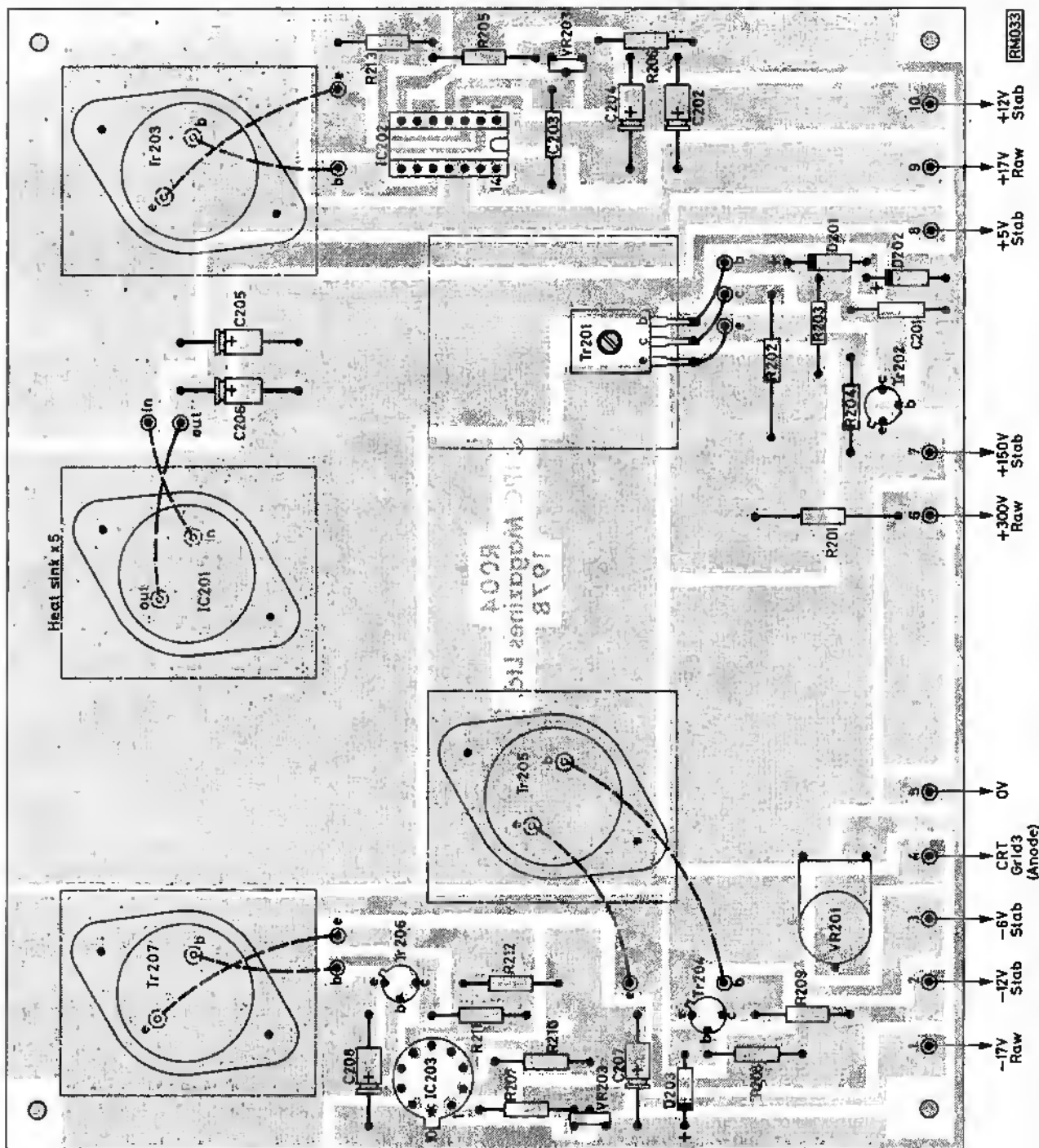


Fig. 5: Component placement for the Stabilised Supplies Board 2

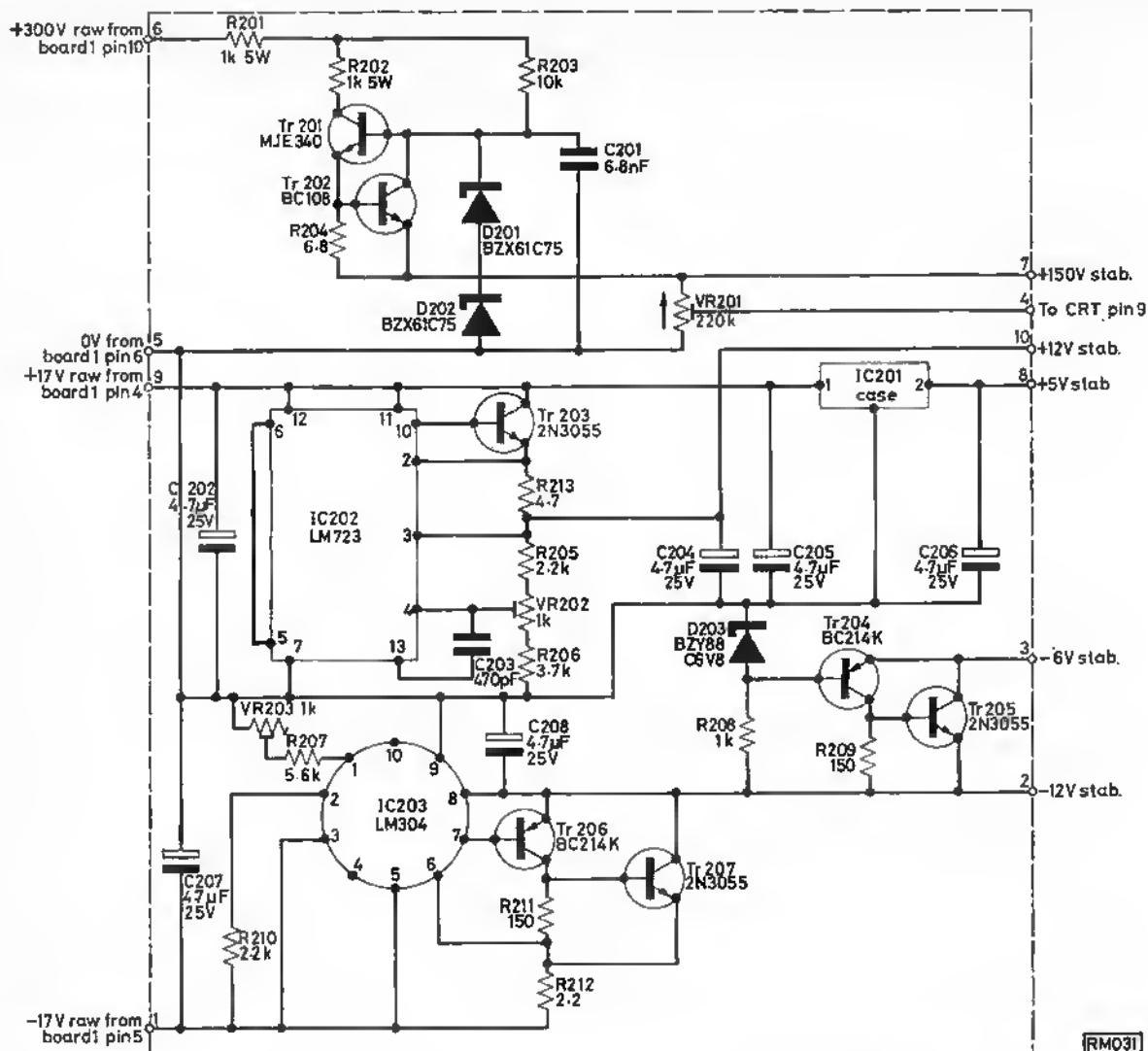
The +12V supply uses a 723 (IC 202) augmented by a 2N3055 which, like the other supplies, is fitted with a heat sink. R204 sets the short circuit current for this supply at a little over 100mA. The load drawn from this supply in the completed instrument is around 40mA, which makes the heat sink hardly necessary. However, as explained earlier, heatsinks enable the stabilised supplies to withstand a short circuit of limited duration. Further, the cool running under normal conditions should ensure high reliability, with servicing required seldom if ever.

The +5V supply is also produced from the +17V raw, by IC201. The LM309 contains both overcurrent and overtemperature shut-down and needs only bypass capacitors at input and output.

The -12V supply is produced by an LM304 (IC203), augmented by Tr206 and Tr207. This supply is more heavily loaded, as it also accepts all the return current drawn by the X and Y deflection amplifiers from the +150V supply. R212 therefore sets the short circuit current at around 300mA.

Like the other i.c. stabilisers, IC203 is provided with bypass capacitors at input and output, to prevent any possibility of high frequency instability. The -6V supply, which is comparatively lightly loaded, is produced by Tr204, Tr205 and associated components, using the stabilised -12V as its raw supply. This makes it current limited by virtue of the current limit circuit of IC203.

The +150V Stabiliser Tr201, Tr202 and associated



RM031

★ components

BOARD 2, STABILISED SUPPLIES

Fig. 6: Circuit diagram of the Stabilised Supplies Board 2

Resistors

$\frac{1}{4}$ W 5% carbon film unless otherwise specified.

R201, 203	1k Ω 5W
R202	10k Ω $\frac{1}{4}$ W
R204	6.8 Ω
R205	2.2k Ω
R206	3.9k Ω
R207	5.6k Ω
R208	1k Ω
R209	150 Ω
R210	2.2k Ω
R211	150 Ω
R212	2.2 Ω
R213	4.7 Ω

Potentiometers

VR201	220k Ω $\frac{1}{4}$ W Horizontal skeleton
VR202	1k Ω min vertical skeleton
VR203	1k Ω min vertical skeleton

Diodes

D201, 202	BZX61C75
D203	BZY88C6V8

Capacitors

C201	6.8 μ F
C202	4.7 μ F 25V
C203	470pF ceramic
C204-208	4.7 μ F 25V

Transistors

Tr201	MJE340
Tr202	BC108
Tr203	2N3055
Tr204	BC214K
Tr205	2N3055
Tr206	BC214K
Tr207	2N3055

Integrated circuits

IC1	LM309
IC2	LM723
IC3	LM304

Miscellaneous

Printed circuit board
 Double sided wiring pins—10
 Heat sinks, fingered, TO3 7.2°C per Watt—5



Fig. 7: Copper side of Board 2. A ready drilled board is available from Watford Electronics

components is also a discrete design. A +150V reference is provided by 75V Zener diodes D201, D202 and this controls emitter follower Tr201. Current limiting at about 80mA is provided by R204 and Tr202. R201 and R202 reduce the +300V raw supply to about +200V at the collector of Tr201, reducing the dissipation in this device. It is fitted with the same size heatsink (7.2°C per watt) as the other stabilisers, which necessitates drilling a 6BA clearance hole, as the heat-sink is ready drilled for a TO3 rather than a TO126. VR201 is mounted on this board for convenience. It is a preset potentiometer for Astigmatism adjustment of the c.r.t. display and its use will be covered later.

Next month's instalment will cover the front panel wiring as well as the inter-wiring of the power supplies. For this stage the case will be required and this can be obtained from Watford Electronics together with the printed circuit boards and all the other components needed.

As this project is proving very popular you are advised to place a regular order for Practical Wireless with your news-agent now.

PHASE-LOCKED LOOPS

C. BUDD

Much has been said and written in recent years about the virtues of a circuit known as the phase-locked loop (p.l.l.), particularly in connection with communication systems. This article aims to explain its principles of operation in a way that will be useful to the constructor.

Introduction

To illustrate what a phase-locked loop can do suppose that we have a signal of varying frequency and amplitude mixed with noise of comparable amplitude, and we wish to produce a signal of the same frequency but of constant amplitude and free from noise. One way of achieving this would be to pass the signal through a tuned, limiting amplifier such as that used to amplify the intermediate frequency in a v.h.f./f.m. receiver. A drawback of this method is that the tuned stages of the amplifier would have to have sufficient bandwidth to pass the full range of frequencies expected, and the wider the bandwidth required the greater will be the amount of noise passed through to the output.

The phase-locked loop, as we shall see, provides a far more attractive and noise-resistant alternative. In fact, the p.l.l. can be thought of as a convenient way of generating a copy of a signal in such a way as to preserve frequency variations but eliminate amplitude variations and noise.

Principles

The basic schematic diagram of a phase-locked loop is shown in Figure 1. The functions of some of the sections shown may call for explanation.

The phase-sensitive detector is simply a circuit with two inputs and one output such that if two signals of the same frequency are applied to the inputs, the output voltage will be dependent on the phase angle between them. In fact, any "mixer" stage in which two signals of different frequencies are combined to produce a third on another frequency is a form of phase-sensitive detector. The phase-locked loop as a whole may operate with continuously varying sine-wave signals or, in a digital system, with rectangular pulses.

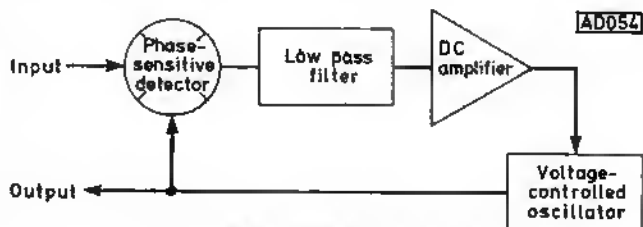


Fig. 1: Basic phase-locked loop

In the digital case, the simplest form of phase-sensitive detector is a simple two-input AND gate, as illustrated in Figure 2. Here, two streams of pulses of the same frequency but differing in phase are applied to the inputs of the gate. The output of an AND gate is "high" whenever all inputs are high and "low" otherwise. Thus, the fraction of the time for which the output is high and, hence, the mean voltage at the output, will depend only on the phase angle between the two square waves.

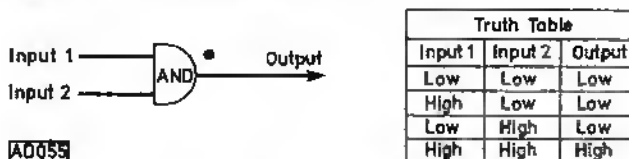


Fig. 2: A simple AND gate may be used as a form of phase-sensitive detector

The purpose of the low-pass filter is to remove any unwanted high frequency components from the output of the phase-sensitive detector, since it is the d.c. component that principally concerns us. The filter may be exceedingly simple, often consisting of one capacitor and one resistor, and will be designed to attenuate signals at frequencies above a certain maximum. This maximum frequency passed will have a profound effect on the performance of the circuit.

The voltage-controlled oscillator, as the name suggests, is an oscillator with frequency controlled by an applied voltage. Generally, the relationship between frequency and controlling voltage will be linear. The frequency of oscillation when the control voltage is zero is known as the "free-running" or "centre" frequency.

Now, suppose a signal with frequency equal to the free-running frequency of the v.c.o. is applied to the input of the loop. The applied signal and the signal from the v.c.o. will not, generally, be in phase and so the p.s.d. will produce a d.c. output which will change the frequency of the v.c.o. The resulting speeding-up or slowing-down of the v.c.o. will alter the phase angle between the two signals applied to the p.s.d. By arranging for the frequency of the v.c.o. always to vary in the appropriate direction, it can be ensured that the phase angle will always decrease. As it does so, the output from the p.s.d. will approach zero and the frequency of the v.c.o. will return to its free-running value.

Thus, by a process of negative feedback between the p.s.d. and the v.c.o. the output signal (from the v.c.o.) is matched in phase and in frequency to the input signal.

But suppose that the input frequency is not equal to the v.c.o.'s free-running frequency? Provided that

New from Texas Instruments. The world's most powerful pocket calculators. For the easiest problem solving ever.

The new Texas Instruments Programmable TI-58 and TI-59 make your problem solving simpler and easier by making the electronics do more work. Now, commonly encountered programmes in maths, science, finance and statistics are set up and accessible at the touch of a key. You need add only the variables.

Solid State Software† is the name of this technological achievement from Texas Instruments. Even the programming is now included in the solid-state electronics. You get complete, pre-written problem solving libraries in convenient plug-in modules. Yet, no prior programming knowledge is necessary.

The programmable TI-58 at £99.95*

Includes a Master Library Solid State Software module packed with 25 useful programmes, all at your command. Or you can key-in your own programmes and store the data — using up to 480 programme steps or up to 60 memories — and employ the Master Library programmes as subroutines.

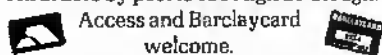
Optional plug-in library modules are available to convert your calculator into a specialised problem solver in the fields of applied statistics, surveying, aviation, navigation — with many more 5,000-step libraries to come.

The programmable TI-59 at £249.95*

Includes all the features of the TI-58 — plus more programme steps, more memories, and a magnetic-card capability. Record your own programmes on convenient magnetic cards and store them permanently in your personal problem-solving library.

The Texas Instruments Programmable TI-58 and TI-59 and the compatible PC-100A alphanumeric printer/plotter include a 1-year warranty. See the world's most powerful pocket calculators now. Or use the coupon to obtain full product information.

All orders by post to 186 High St Slough.

 Access and Barclaycard welcome.

Please send me full details on the TI-58, TI-59 and PC-100A

Name _____

Address _____



Simulated Calculator Display.

Texas Instruments. Innovators in personal electronics.

TEXAS INSTRUMENTS LIMITED

†Trademark of Texas Instruments

*Suggested retail price, including VAT.

Texas Instruments Ltd, Supply Division, Manton Lane, Bedford. Tel: Bedford (0234) 67466.

Branch offices at: Slough - 0753 33411, Edinburgh - 031 229 5573, Stockport - 061 442 7000, Southampton - 0703 27287

The Antenna that Hertz missed out on!

We suppose it was quite an achievement to predict radio-wave transmission and then devise a shock-excited VHF dipole in those far off days, but what a time the Grand Old Man could have had on the range 5-30 MHz. If only he'd had a Joystick VFA (Variable Frequency Antenna) to play with. And what's more, whilst his original experiment was transmission across a room, with the Joystick many delighted users have found an indoor installation (it's only 7' 6" long) has got them better DX (receiving and transmitting) than experienced on previous antennae.

In use by Amateur Transmitting and SWL Stations world-wide and in government communication.

SYSTEM "A" £36.00

250 w. p.e.p. OR for the SWL.

SYSTEM "J" £42.60

500 w. p.e.p. (improved 'Q' on receive).

PARTRIDGE SUPER PACKAGES

COMPLETE RADIO STATIONS FOR ANY LOCATION

All Packages feature the World Record Joystick Aerial (System 'A'), with Bf, feeder, all necessary cables, matching communication headphones. Daily. Secured our risk. **ASSEMBLED IN SECONDS! BIG CASH SAVINGS!**

PACKAGE No. 1 £210.55

As above with R.300 RX. SAVE £17.20!

PACKAGE No. 2 £195.00

is offered with the FRG7 RX. SAVE £12.21!

PACKAGE No. 3 £177.00

Here is a lower-price, high-quality package featuring the **LOWE SRX30**, with all the Partridge extras. **SAVE £12.21!**

RECEIVERS ONLY, inclusive delivery, etc.

R.300 £184.50 FRG7 £162.00 SRX30 £146.25

All prices are correct at time of going to press and include 12½% VAT and carriage.



Just telephone your card number
Phone 0843 62535
(or 62839 after office hours)



or write for details, send 9p stamp



Box 5, Partridge House, Prospect Road, Broadstairs, CT10-1LD. (Callers by appointment).

SEMICONDUCTORS, ALL FULL SPEC. BC212, BC182, BC217, BCY71, BF197 BC199 all 8 p.p. RCA 2015 TO3 POWER TRANSISTORS (31M, 2N3055) 28p. MAD 3051 PHOTO TRANSISTORS 32p. FETS SIMILAR TO 2N 3819 17p. MOSFET SIMILAR 40673 33p. 3N140 MOSFETS 50p. M203 DUAL MATCHED PAIR MOSFETS, SINGLE GATE PER FET 40p. 5L301 DUAL MATCHED PAIR SIL. NPN TRANSISTORS F. 300MHz, 30p. INTEL C1103 1024 BIT MOS RAMS 93p. B8113 TRIPLE VARICAP DIODE 35p. MC1101 STEREO DECODER IC 1-20p. TBA800 IC's 90p. CD4051 IC's 50p. 741 & 741C 23p. DIODES: IN4002 4p, IN4005 7p, RED LED's 0.2" or 0.125" 12p, NE555 TIMER IC's 24p. LM 381 93p.

MICROPHONES: GRUNDIG ELECTRET MICROPHONE INSERTS WITH FET PREAMP £1.50p. CRYSTAL MIKE INSERTS 37mm 45p. ELECTRET CONDENSER MIKES, 1K IMP, WITH STANDARD JACK PLUG £2.85, EM505 CONDENSER MIKES, UNIDIRECTIONAL, FET AMP DUAL IMPEDANCE 50K/600 OHMS ON/OFF SWITCH 30-18KHZ, £11.00, EM104 MIN. TIE CLIP CONDENSER MIKES, OMNI, 1K IMP, USES DEAF AID BATTERY (SUPPLIED) £4.93

MORSE KEYS: PLASTIC TYPE 95p, ALL METAL HI-SPEED TYPE £2.25, TIL 305 ALPHA-NUMERICAL DISPLAYS, 10.38" FIG. SIZE, WITH DATA SHEET, £2.75. SWR/POWER METER TYPE SWR50 SWR 1:1-1:1, POWER 0-1KW, 3-5 TO 150MHZ, 52 OHMS IMPED. £12.75, SWR AND P.S. METER 3-15 OHMZ, 50 OHMS IMPED. £9.50 FX2000 CRYSTAL MARKER GENERATOR 100KHZ TO 50MHZ (LESS XTAL) £7.90p.

GOLDER JACKERS PLUNGER TYPE, REPLACEABLE NOZZLE, EYE PROTECTION SHIELD, HIGH SUCTION £4.95, CRYSTALS, 300KHZ 40p, 4.43MHZ CTV XTAL 45p.

EDGE CONNECTORS 0.1 MATRIX 64 WAY 65p, 34 WAY 40p, 0.2" 18 WAY 15p. RELAYS MIN SEALED TYPE 4 POLE CHANGEOVER 36 OHM (WITH BASE) 45p, MIN. SEALED 240V AC 2 POLE C/O RELAYS 40p, 4 POLE REED RELAYS, 12 VOLTS 20p, MIN. REED RELAY, N.O.PEN, 30mm/m x 10mm/m 3-6VDC, 23p.

MOTORS: 1.5 TO 6 VDC MODEL MOTORS 20p, 12 VDC 5 POLE 33p, 5/8. MIN. 'BIG INCH' 115 VAC 3 RPM MOTORS 30p.

BOXES: BLACK ABS PLASTIC PROJECT BOXES, BRASS INSERTS AND LID: 75 x 54 x 35mm 44p, 95 x 71 x 35mm 54p, 115 x 95 x 36mm 64p.

TRANSFORMERS: 6-0-6V 100MA, 9-0-9 75MA, 12-0-12V 80MA ALL 75p EACH. 12-0-12V 100MA 95p, 12 VOLT 500MA 95p. 1:1 TRIAC/XENON PULSE TRANSFORMERS 30p, 6MH 3 AMP CHOKES 30p.

BUZZERS: GPO TYPE 6-12 VOLTS 30p, 12 VOLT LARGE PLASTIC DOME BUZZERS (50mm) LOUD NOTE 90p, MIN. SOLID STATE BUZZERS, 6-9-12 OR 24 VOLT, ALL 13MA. 75p each. 6-12V ALL-METAL BUZZER, 30mm/m, HIGH FITCH, 25p.

U.H.F. TUNERS, PUSH BUTTON T.V. TYPE (NOT VARICAP) NEW AND BOXED £2.50.

TAPE HEADS: STEREO CASSETTE £1.00, MIN300 DUAL, IMPED. R/P HALF TRACK HEADS 50p, SRP90 & TRACK R/P HEADS £1.95p, STANDARD 8 TRACK STEREO £1.75, TD10 DUAL HEAD ASSEMBLIES 2 HEADS, BOTH & TRACK R/P WITH BUILT IN ERASE, MOUNTED ON BRACKET £1.20p.

SPECIAL OFFER, ZN414 RADIO CHIPS 73p, LM230 80p METERS; 200 MICRO AMP MIN. LEVEL METERS 75p, GRUNDIG 1MA BATT. LEVEL METERS 40 x 40mm £1.10p, STEREO TUNING METERS 100 MICROAMP PER MOVEMENT £2.75, 30 TURN DIAL MECHANISMS WITH LOCKING ARM, ALUMINIUM DIAL SCALED 0-100, WINDOW SCALED £0.30, 32mm DIAMETER, 1/2 SPINDLE NEW £1.75p.

TRANSducers, ULTRASONIC MADE BY MURATA 40KHZ £2.95 pair. (15mm DIAM).

SWITCHES: MIN TOGGLE, SPST 5 x 5 x 7mm 45p, DPDT 8 x 7 x 7mm 80p, DPDT CENTRE OFF 12 x 11 x 9mm 75p, MIN. PUSH TO MAKE OR PUSH TO MAKE OR PUSH TO BREAK 16 x 6mm 15p EACH TYPE, 10 AMP ROCKER SWITCHES SPST 12p, SLIDER SWITCHES, DPDT MIN, 12p, DPDT C/OFF 20p, 4P2W 20p

MICRO SWITCHES; STANDARD SIZE ROLLER ACTION 15p, MIN. 13 x 10 x 4mm 20p. PLESSEY WINKLER SWITCHES, 1 POLE 30 WAY 2 BANK ADJUSTABLE STOP 75p.

TERMS: CASH WITH ORDER (OR OFFICIAL ORDER FROM COLLEGES ETC.) POSTAGE 30p, OVERSEAS POST AT COST. V.A.T. INCLUDED IN ALL PRICES. S.A.E. FOR LISTS.

ORDER ADDRESS

PROGRESSIVE RADIO, 31, CHEAPSIDE, LIVERPOOL 2 Tel: 051 234 6962

S-DeCnology T-DeCnology Blob Board



U-Can Build I.C. Circuits with New U-DeCnology

U-Simply push components into DeC No Soldering U-Simply transfer to Blob Board for permanent circuit board U-Build any project using Ics. U-Have no cutting or breaking of contact rails. U-get DeC + Blob Boards + Free Jumper leads U-buy at HALF the price of any competitive board. U-get free project booklet with step by step instructions. U-Have roller timed boards for super soldering

- U-DeC "B" + 3 2IC Blob Boards + FREE 10 Jumper leads Normally £9.00 only £8.00 + 84p (VAT & POST)
- U-DeC "A" + 3 2IC Blob Boards + FREE 10 Jumper leads Normally £9.00, only £8.00 + 70p (VAT & POST)
- T-DeC + 3 1IC Blob Boards + Free 10 Jumper leads - Normally £9.00, only £8.00 + 70p (VAT & POST)
- S-DeC + 3 5D Blob Boards + Free FREE 10 Jumper leads Normally £3.80, only £2.80 + 62p (VAT & POST)
- Pack of 3 2IC Blob Boards The U-DeC Blob Board £1.01 + 22p (VAT & POST)
- Pack of 3 1IC Blob Boards The T-DeC Blob Board £0.95 + 21p (VAT & POST)
- Pack of 3 5D Blob Boards The S-DeC Blob Board £0.86 + 15p (VAT & POST)
- PB 061 16 DI Adaptor for T-DeC and U-DeC "a" £0.89. + 18p (VAT & POST)
- PB 062 16 DI Adaptor with socket for T-DeC and U-DeC "A" £1.82. + 26p (VAT & POST)
- PB 072 10 T05 Adaptor with socket for T-DeC and U-DeC "A" £1.82. + 26p (VAT & POST)



Available from all good component stockists.

DeC-IT and Blob-IT,
P.B. Electronics (Suffolk) Ltd.,
8 Radwinter Road, Saffron Walden, Essex CB11 2HU

the input frequency and the free-running frequency are sufficiently close, the same locking by negative feedback will occur and the loop will settle down with the v.c.o. frequency equal to the input frequency and the phase angle between v.c.o. and input just right to produce the d.c. output from the p.s.d. required to bias the v.c.o. to the input frequency. The reason why the phase-locked loop is so called is now clear; it operates by a process of negative phase feedback.

Because the low-pass filter passes such a narrow band of low frequencies the circuit is extremely insensitive to random noise and interference, and can lock on to, and produce, a noise-free replica of a frequency-varying signal buried deep in noise.

Limitations

There are, of course, limitations. The p.l.l. will lock on to only those frequencies within a limited band around the centre frequency. The width of this band is determined by, among other things, the sensitivity of the v.c.o. to changes in the control voltage. The range of frequencies over which lock can be maintained is *not* affected by the characteristics of the low-pass filter. If a signal of constant frequency is suddenly applied to the input of the phase-locked loop, whether or not locking occurs depends on whether or not the frequency of the signal is within the "capture range" of the loop. Once phase-lock has been achieved, it can be maintained at frequencies outside the capture range provided that the frequency remains inside a wider range known as the "tracking range". If, for some reason, lock is lost while the frequency is inside the tracking range but outside the capture range, locking will not occur again until the frequency returns inside the capture range.

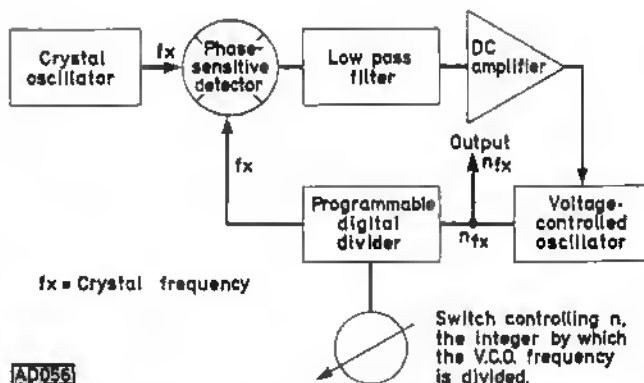
Another limitation is that a phase-locked loop can only follow a locked frequency-varying signal at a finite rate, known as the "maximum tracking rate". If the input frequency varies at a rate greater than the maximum tracking rate, phase-lock will be lost and the signal will have to be re-captured. The rate of tracking is limited by the characteristics of the low-pass filter, since it is this which limits the rate at which the control voltage applied to the v.c.o. can vary. Since the bandwidth of the low-pass filter also limits sensitivity to noise, it is clear that we have a trade-off between immunity to noise and tracking rate. A greater tracking rate can be achieved, but at the cost of greater sensitivity to noise.

Applications

A complete phase-locked loop can now be constructed from a single i.c. and few discrete components. The Signetics NE560B, NE561B and NE562B are particularly versatile.

The most obvious application of the phase-locked loop is as an f.m. discriminator offering easy alignment and excellent immunity from noise. In this application, the f.m. i.f. signal is applied to the input of the loop and the audio output is taken from the control input of the v.c.o. Since the frequency-voltage relationship for the v.c.o. will be linear, the control voltage will vary linearly with the i.f. frequency while the loop is locked.

The p.l.l. can also be used advantageously to demodulate an a.m. signal. This can be done by applying the a.m. signal (perhaps at i.f.) to the input of the phase-locked loop to lock the loop to the carrier



AD056

Fig. 3: The use of a phase-locked loop in a crystal controlled frequency synthesiser

signal, and using the output from the loop (after phase-shifting to bring it into phase with the original carrier) to control an electronic switch to invert every alternate half-cycle of the a.m. signal. The "chopped up" signal is then passed through a low-pass filter to remove the r.f. component and leave only the a.f. which is an exact copy of the original modulating signal. One advantage of this system over the conventional germanium diode a.m. detector is that it has a linear response (which the germanium diode does not) and therefore introduces less distortion. Also, in the f.m. case, the use of a phase-locked loop provides better immunity to noise and interference.

Still in the field of communications, a digital phase-locked loop can be used to "synthesise" signals on many fixed frequencies, each with crystal controlled stability and precision but employing only one crystal. Such a digital "frequency synthesiser" is illustrated in Figure 3. Here, a programmable digital divider is included in the feedback loop of the phase-locked loop so that the frequency of the pulses applied to the p.s.d. is not the frequency of the v.c.o., but the v.c.o. frequency divided by an adjustable whole number determined by the output frequency required. Thus, the v.c.o. is locked not to the crystal frequency, but to an adjustable whole number multiple of the crystal frequency and the loop can generate a wide range of fixed frequencies, all with crystal control but without employing a large number of expensive crystals.

Practical Circuits

The Signetics NE561B i.c. is a particularly versatile p.l.l. "chip" and priced at between £3 and £5 at present. The device contains a basic phase-locked loop together with a multiplier for a.m. demodulation, a limiting circuit in the feedback loop and two audio preamplifiers for the a.m. and f.m. outputs. The v.c.o. is of the relaxation type. That is to say, its frequency is determined by the values of resistors and capacitors. The simple practical circuits given in Figures 4 and 5 and described below are intended simply as rough guides to what can be done in practice and are, of course, capable of refinements.

Figure 4 shows an NE561B used as an FM demodulator intended to operate on the usual i.f. centre frequency of 10.7 MHz. C1, C2, C3 and C4 are intended as r.f. bypass capacitors and coupling capacitors and are in no way critical. R1, R2, C5 and C6 determine the characteristics of the low-pass filter. C7 and VC1 together control the centre frequency of the v.c.o. VC1 can be adjusted to give a centre frequency of 10.7 MHz and then left set.

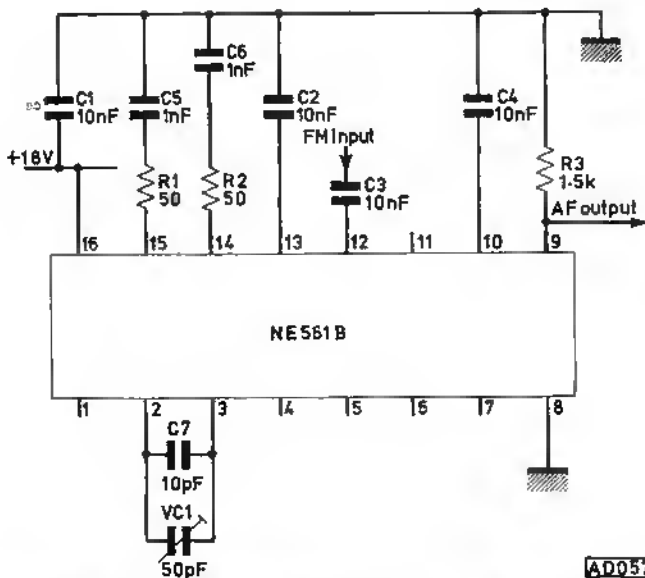


Fig. 4: An NE561B used as an f.m. discriminator

AD057

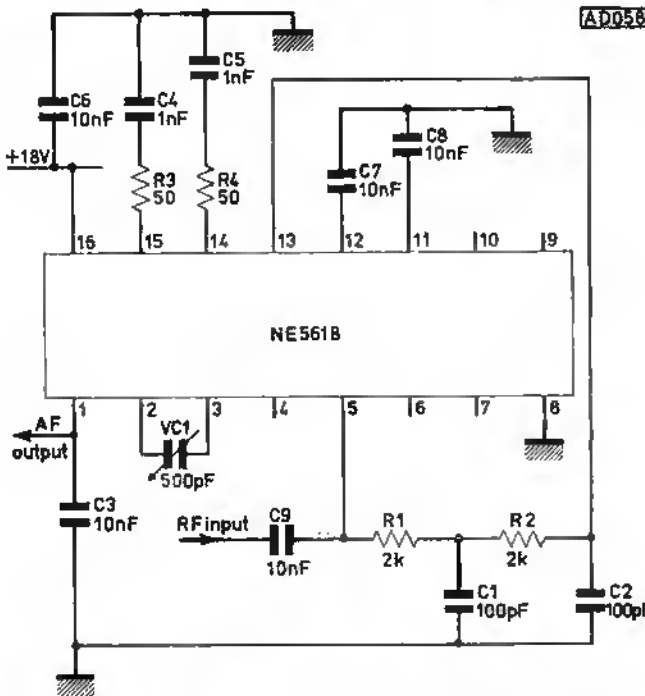


Fig. 5: An NE561B used as an a.m. demodulator

AD058

With some simple additional circuitry the NE561B can also be used to demodulate a.m. as shown in the circuit of Figure 5. Here, the variable capacitor between pins 2 and 3 determines the band covered. If necessary, fine tuning can be applied via pin 6. R1, R2, C1 and C2 form the 90° phase-shift network necessary to ensure that the output of the v.c.o. and the incoming a.m. signal are in phase when applied to the inputs of the multiplier. The values of VC1, C4, C5, R3 and R4 quoted are suitable for the medium waveband. Thus, a single i.c. and a few passive components can replace the i.f. and detection stages of a superhet receiver with considerable advantages in terms of distortion and noise.

In spite of its wide range of uses, the phase-locked loop has only recently become an economically attractive device with the advent of whole p.l.l.s in a single integrated circuit.

next month in

TELEVISION

Simple TEST-CARD generator

Our latest project is a self-contained, simple test-card generator which produces a crosshatch pattern with a four-step grey-scale and two frequency gratings superimposed on it. The complete pattern is surrounded with a castellated border. The unit contains its own power supply and features a one-chip crystal-controlled s.p.g., and its own u.h.f. modulator. It is a very useful tool for the workshop and indispensable when servicing in the field.

● Plus start of new series

TRANSISTORS IN TELEVISION CIRCUITRY

S. W. Amos, C.Eng., B.Sc., M.I.E.E will be going through the complete TV receiver analysing the ways in which the properties of the various types of transistor are used to obtain the performance required. To start with, a survey of transistor types and characteristics, and basic transistor circuits.

● Also

SERVICING THE B & O 4000/5000/6000 CHASSIS

The chassis and its novel features are outlined, guidance given on setting-up, and common faults summarised.

PLUS ALL THE REGULAR FEATURES

ORDER YOUR COPY ON THE FORM BELOW:

TO.....
(Name of Newsagent)

Please reserve/deliver the MAY issue of TELEVISION (50p), on sale April 17th, and continue every month until further notice.

NAME.....

ADDRESS.....

.....

.....

More power per £ from

Stirling Sound

**READY
BUILT**



**OR BASIC
MODULES**

4 CHANNEL MIXER/CONTROL UNIT & POWER SUPPLY (READY BUILT OR IN D.I.Y. MODULAR FORM FOR EASY BUILDING)

By designing and manufacturing in our own Essex factory and selling direct to YOU the customer, we believe we have produced just about the best value ever in mixer/control equipment. You can buy the Disco 2 Unit assembled, tested and ready to connect up and use at once, or build your own unit using Stirling Sound Basic Modules. Either way you stand to save—and look at the advantages you get—sensibly arranged controls (on the built unit), proper DJ/PA facilities and RELIABILITY.

- **INPUTS**—Left deck, right deck, mic. and aux.
- **INPUT IMPEDANCE**—47K ohms
- **POWER SOURCE**—220-240V. A.C. Mains
- **CONTROLS**—Mains on/off, master volume, bass $\pm 15\text{db}$, treble $\pm 15\text{db}$, L and R mixing, L and R motor switches, selector switch for P.F.L. (Pre-Fade Listen), headphone volume, mic. vol., aux. vol., LED indicators on mains and decks on/off switches.
- **HEADPHONE AMPLIFIER**—Powerful 2 watts into 8 ohms; separate vol. control.
- **TERMINATIONS**—Five $\frac{1}{4}$ " Jack sockets—2 input, 2 output, headphones.
- **SIZE**— $23\frac{1}{2}$ " x $3\frac{1}{2}$ " x $9\frac{1}{2}$ " max. depth to rear (plus separate power unit). Panel in matt black with controls sensibly grouped for easy handling.

Suggested Stirling Sound power amplifiers assemblies with heatsink and power supply unit—S.S.148PH (40 watts v.m.a.) £19.50; S.S.150PH (90 watts v.m.a.) £22.00; S.S.160PH £28.75.

Built, tested and guaranteed.

£39.95

POST FREE in UK and INC. V.A.T.

Kit of basic modules less power pack, five $\frac{1}{4}$ " jack sockets, and 3 mains switches, but with front panel

£21.00

POST FREE in UK and INC. V.A.T.

READY BUILT

(Prices inc. V.A.T. but NOT cost of carriage)

SOUND-LIGHT UNITS

SSTL 3/250B—3 channels, 250w. each **£23.95**
SSTL 3/1000B—3 ch., 1000w. each **£25.95**

INTEGRATED POWER AMPS

In strongly made metal cases, complete
POWER AMP 40—40 watts r.m.s./4 ohms, 2 ch. mixer **£43.00**

POWER AMP 60—60w.r.m.s./4 ohms, 2 ch. mixer **£48.00**
POWER AMP 100—100w.r.m.s./4 ohms, 4 ch. mixer **£85**
100 watt SLAVE AMP. **£50.00**

LOUDSPEAKERS

Disco 25—25 w.r.m.s. in cabinet; 20' lead **£23.95**
Disco 50—50 w.r.m.s. in cabinet; 20' lead **£39.95**
Disco 100—100 w.r.m.s. in cabinet; 20' lead **£64.95**
Ampower 50—50w. slave amp. & speaker in cabinet **£68.00**
Ampower 100—100w. slave amp & speaker in cabinet **£88.00**

COMPLETE DISCO

with Disco 2 console and Ampower 50 **£153.00**
with Disco 2 console and 2 Ampower 50s **£211.00**
with Disco 2 console & 1 Ampower 100 **£173.00**
with Disco 2 console & two Ampower 100s **£250.00**

Carriage in U.K. please add for Sound Light Units £1.00. Power Amps 40 & 60 £1.50, Power Amp. 100 & 100w. slave amp Disco 25 & 50 £2.00. Ampower 50 and 100, Disco Console £5.00. Complete discos £10.

EVERYTHING RIGOROUSLY TESTED AND GUARANTEED

BASIC MODULES

For constructors wishing to build systems to their own requirements. As their description implies, these modules

will require control knobs, etc. Each module is supplied assembled and tested on its own PCB.

SSB4 Phase splitter (for two SS.105s) in bridge **£2.75**
SS104/2 Two channel mixer stage **£3.75**
SS104/4 Four channel, mixer stage **£7.00**

SS.DTM Output control stage Master vol., 30db variation on treble and on bass; 3mV in for 2V out, 18V working voltage **£6.75**
SSTL 3/250 Sound/light, 3 channels, 250w. ea. **£8.25**
SSTL 3/1000 Sound/light, 3 ch. 1000w. each **£11.5**

POWER AMPS.

Ready assembled on P.C.B.s., tested and guaranteed. Easy to connect. With instructions. Output ratings quoted $\pm 1\text{db}$

SS.103 1 C., amp. 3 watts R.M.S. using 20V/8 Ω or 14V/4 Ω . Input 100mV. **£2.95**
SS.103-3 Stereo version of above, 2 I.C.s **£5.90**
SS.105 5 watts R.M.S. into 3 Ω using 13.5V. Sensitivity—50mV. $3\frac{1}{2}$ " x 2 " x 1 ". **£3.95**
SS.110 100 watts R.M.S. into 4 Ω using 24V. Sensitivity—50mV. $3\frac{1}{2}$ " x 2 " x 1 ". **£4.95**
Designed and recommended particularly for running from 12 volt car battery.
SS.120 20 watts R.M.S. into 4 Ω using 34V. Sensitivity—60mV. $3\frac{1}{2}$ " x 2 " x 1 ". **£5.15**
SS.140 40 watts R.M.S. into 4 Ω using 45V. Sensitivity—300mV. Distortion typically 0.1%. 5 " x $3\frac{1}{2}$ " x $1\frac{1}{2}$ ". **£6.50**
SS.160 64 watts R.M.S. into 4 Ω using 50V. Sensitivity—350mV. Distortion typically 0.1%. 5 " x $3\frac{1}{2}$ " x $1\frac{1}{2}$ ". **£8.50**
SS.1100 100 watts R.M.S. into 4 Ω using 70V/2A. Input sensitivity—600mV. Distortion at half-power, typically 0.1%. 5 " x $3\frac{1}{2}$ " x $1\frac{1}{2}$ ". **£19.50**
HS.160 Multi-finned heatsink for SS.140 or SS.160. **75p**
HS.1100 Ditto for SS.1100 **£1.50**

POWER SUPPLIES

Every Stirling Sound Power Unit is tested and guaranteed under working conditions before despatch. All units except SS.312 include a stabilised low voltage take-off point (13-15V) for pre-amp, tone control, radio tuner, etc. Outputs quoted are minimal unloaded ratings.

Recommended for Power Amp

SS.312 12V/1A **£6.60**
SS.318 18V/1A **£6.95**
SS.334 24V/1A **£7.65**
SS.334 34V/2A **£8.75**
SS.345 45V/2A **£10.75**
SS.350 60V/2A **£11.75**
SS.360 80V/2A **£12.75**
SS.370 70V/2A **£14.75**
SS.310/50 Stabilised power supply unit with variable output from 10V to 50V/2A. Short circuit protected **£17.75**
SS.300 Power stabilising unit variable from 10 to 50V/8A for adding to unstabilised supply units **£5.50**

SEND NOW FOR FREE CATALOGUE SHEETS. TRADE ENQUIRIES INVITED.

CONTROL/PRE-AMPS.

■ **UNIT ONE**
Combined stereo pre-amp & active tone control unit. 50mV in for 200mV out, 10-18V operation. Bass $\pm 15\text{db}$; Treble $\pm 15\text{db}$. Balance control; Volume control. Ceramic P.U., radio or tape inputs. WITH FREE CONTROL PANEL FASCIA (Bought separately 50p) **£9.90**

■ **UNIT TWO**
Controls as UNIT ONE but for magnetic cartridge input. R.I.A.A. corrected. 5mV in for 200mV out. WITH FREE CONTROL PANEL FASCIA **£12.45**

■ **UNIT THREE**
6 push-button stereo input selector and low and high pass filters, and 30IN mounted at rear. Board length adjustable **£9.75**

■ **SS.100**
Basic active stereo tone control module to provide $\pm 16\text{db}$ on bass at 30Hz and on treble at 10KHz **£3.00**

■ **SS.101**
Stereo pre-amp suitable for ceramics, tape, radio, etc **£2.75**

■ **SS.102**
Stereo pre-amp to mag. pick-ups. R.I.A.A. corrected **£4.45**

STIRLING SOUND PRODUCTS ARE MADE IN OUR OWN ESSEX FACTORY AND SOLD DIRECT TO YOU THE CUSTOMER

MAIL ORDERS

Dept. PW5,
37 VANGUARD WAY, SHOEBURYNNESS,
ESSEX. Telephone (03704) 5543

SHOP & SHOWROOMS

220-224 West Road, Westcliff-on-Sea
Tel. Southend (0702) 331548

Stirling Sound

ACCESS OR BARCLAYCARD—Just tell us your No.

To STIRLING SOUND, 37 VANGUARD WAY, SHOEBURYNNESS, ESSEX.

Please send

(or as list attached) for which I enclose £.....


NAME

ADDRESS

PW.5

μ-DeCnology

DAVID GIBSON



3



THIS MONTH



'The 741 Receiver'

In both of the previous μDeCnology circuits we've employed a fairly common practice of using a single power supply or battery. However, the basic "text-book" op. amp. circuits commonly show a balanced power supply. So this month, we are going to go by the book!

Fig. 1 shows the balanced power supply configuration. Both inputs (inverting and non-inverting; remember?) and the output share a common connection—point B. The two 9V batteries are connected in series

If we use point B as one reference point, then there is plus nine volts (+9V) between it and pin 7; and minus nine volts (-9V) between point B and pin 4. Our earlier discussions (*Practical Wireless*, March issue 1978) about inverting and non-inverting circuit configurations are still valid.

In previous μDeCnology articles, we looked at a simple open loop inverting d.c. amplifier. This is extremely simple but has certain disadvantages. To avoid these, we are going to use our 741 op. amp. in a closed loop inverting d.c. amplifier configuration (although we will be using it to amplify a.c. signals).

These two basic circuits are shown together in Fig. 2 so that the differences can be clearly seen.

To see how the basic and purely theoretical text-book circuit of Fig. 2b is used in practice, look at the simple radio receiver in Fig. 3.

Here we have a balanced power supply (two 9V

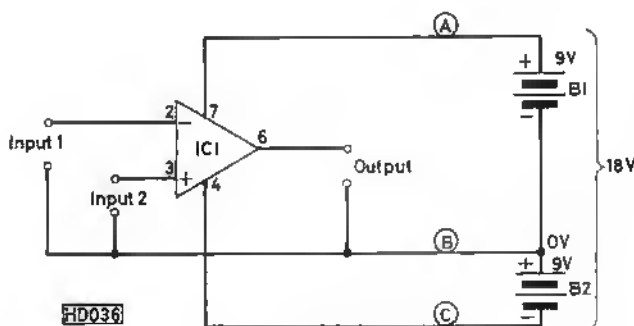


Fig. 1: Balanced supply details.

and, of course, the total voltage applied to the op. amp. (between pins 7 and 4) is 18V, the maximum for the 741.

When talking about voltage it is necessary to specify two points. Here, we've done this by stating that it is pin 4 and pin 7 that have 18V across them.

★ components

- R1 330Ω
- R2 3.3MΩ
- C1 0.1μF
- C2 0.1μF see text
- VC1 300pF or 500pF Variable capacitor
- D1 OA91 diode
- IC1 741 op. amp.
- L1 Ferrite rod see text (9.5mm dia x 95mm long)
- One μDeC
- One μDeC d.i.l. carrier
- EP1 Acos red spot 1kΩ earpiece
- Two PP9 9V batteries
- Solid cored wire or DeC jumper leads.
- 24 s.w.g. enamelled copper wire
- Plastic covered wire for aerial and earth

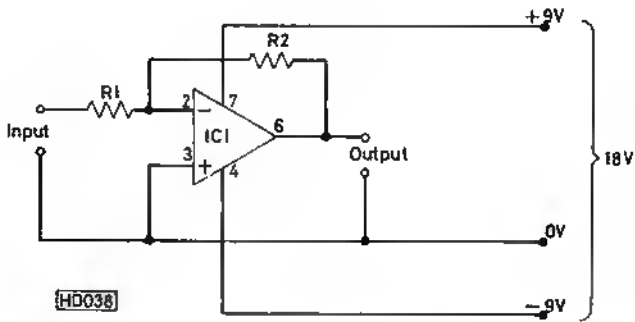
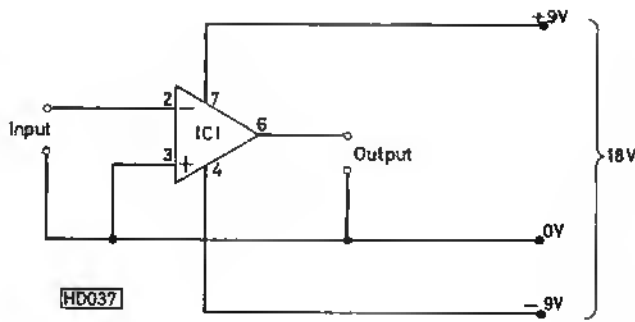


Fig. 2: Open and closed loop configurations (above and below respectively).

batteries). Note also the two resistors R2 and R1 whose ratio determines the overall gain.

Tuning capacitor VC1 and coil L1 "tune" in the radio frequency (r.f.) signals. Diode D1 rectifies the r.f. signals and feeds the resultant audio frequency (a.f.) signal to the op. amp. via C1. The latter is used to block the otherwise d.c. connection between the pin 2 input and the 0 volts line via D1 and the coil.

For medium wave coverage, L1 is 65 turns of wire

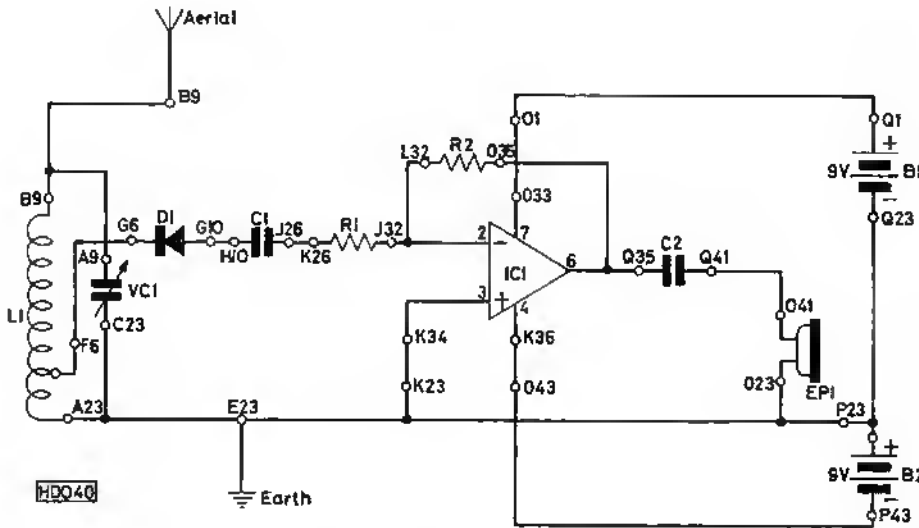


Fig. 3: The complete circuit diagram of the simple 741 receiver.

(24 swg enamelled used in the prototype) close wound on a 9.5mm dia x 95mm length of ferrite rod. The tapping point is nine turns up from the earth or zero volts end.

The 741 gives good amplification as shown and provides ample signal to power a small earpiece.

Increasing the value of C2 to 4.7 μ F was found to give better reproduction of the lower frequencies. If you use an electrolytic capacitor here, connect the positive lead to pin 6, negative side to the earpiece. C1 is not critical and any value from 0.01 μ F to 0.1 μ F will work well. The diode may be connected in either polarity and will still work.

Constructing your circuit on the μ DeC B is extremely simple. Just plug the components, by their own leads, into the μ DeC hole letter numbers shown in Fig. 3. The 741 op. amp. will still be in its holder from the last project. If the receiver is to be permanent, simply transfer the components to a piece of Blob Board.

Since all variable capacitors have some means of mounting them, the tuning capacitor can be mounted onto a suitably small case, the Blob Board simply stuck to the frame of the capacitor with a suitable adhesive, thus the whole receiver is in one piece. (Hold coil to Blob Board with elastic band!)

Using 2.5 metres of wire as an aerial but no earth, the prototype gave excellent results with two 9V batteries as a source of power. The current drawn was around 0.9mA and so the circuit is extremely economical. It will also function on lower voltages. Using a single battery and connecting the 0 volts line to negative gave inferior results. As with most simple receivers, a good aerial and earth is an asset, especially in difficult areas of reception. Using less turns on the coil and/or a smaller value for VC1 (say 100pF) should enable higher frequencies to be covered. With a good aerial, foreign stations might possibly be received.

If the r.f. circuitry (VC1/L1/D1) is removed, and a crystal microphone plugged in to μ DeC holes F10 and A23, the unit will function as a microphone pre-amplifier and the results heard quite clearly in the earpiece. To this end, one could use the circuit with a probe instead of the mike to check a.f. circuitry. Alternatively, using the diode as a probe, r.f. circuits

in receivers etc could be checked out.

The total cost of components is very low for this circuit and it could make a very useful bedside receiver. The batteries should last a very long time since the entire receiver draws less than 1mA. On no account should higher voltages be used. ●

NEXT MONTH IN...

practical WIRELESS

ON SALE MAY 5TH.

MAKE A HIT! with our 'BOVINGTON'



You can be among the first to play the latest in video games—the PW Bovington Tank Game. All the thrills and noise of tanks locked in combat can be yours when you build this exciting and unique game which is suitable for any 625-line u.h.f. television set.

tank
battle
game



1
2
3
4
5
6
7



SIMPLE DARKROOM TIMER

A project for the photographic amateur, this simple timer will switch off your enlarger after a preset time interval. The front panel control gives nine easily selected exposure times.

★ ★ ★ ★ ★ ★ ★ ★ ★ ★ STATESIDE CALLING

The first of an occasional series of newsletters from Joe Kasser G3ZCZ (JW3), resident in the USA. This one takes a broad look at Amateur radio, broadcast viewing and listening, and Citizen's Band activities.

**PLUS:— THE CONCLUDING PART OF OUR POPULAR
SERIES 'SO YOU WANT TO PASS THE R.A.E.?'**

AUDIO DISTORTION METER

Audio Distortion Meter

The original Audio Distortion Meter designed by F. C. Judd appeared in *Practical Wireless* in April, 1972, and since that time, both professional and home constructed audio amplifiers have improved considerably in their specifications.

Until 1972 distortion measurements down to 0.1% were good enough for most amplifiers currently available, but since that time the distortion content of amplifiers has dropped lower and lower. Today a typical figure would be around 0.01% with the top designs as low as 0.001%. The need for an improved distortion meter was becoming of increasing importance.

The design now described is based on the original F. C. Judd version. A number of improvements have been made, resulting in a distortion meter capable of measurements down to below 0.01%. A low pass filter is also included.

Principle of Operation

The principle of operation of a distortion meter is to remove the fundamental frequency and leave all the harmonics and spurious signals unattenuated. These remaining signals are presented to an a.c. millivoltmeter and their combined levels compared with the unattenuated original signal. Because all the harmonics are measured together, this is called Total Harmonic Distortion, (or t.h.d.).

From the above it will be realised that the fundamental frequency must be removed completely because any part remaining will add to the harmonics present and cause a higher reading on the meter, resulting in a measurement of distortion higher than the true distortion present.

Nulling out the Fundamental

Various methods can be used for this and the original t.h.d. meter used a Wien bridge. This method has been retained but the circuit used now makes use of more negative feed back resulting in a lower inherent noise level and a higher rejection ratio of the fundamental frequency. With the new design the fundamental can be rejected by over 80dB while the second harmonic is only reduced by less than 1dB.

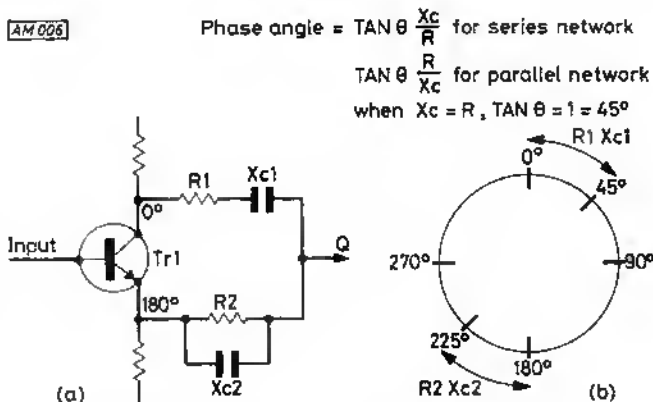


Fig. 1: (a) Basic circuit of the Bridge. (b) Phase angle diagram

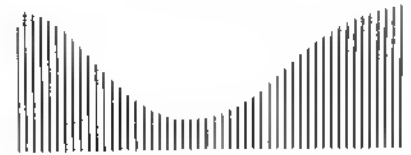

The basic circuit of the bridge is shown in Fig. 1. Tr1 is used as a phase splitter and provides a signal to each half of the bridge 180° out of phase, if the two outputs were simply joined together all the outputs would cancel. By putting an RC network in each half, it is possible to unbalance the output at all frequencies other than the wanted rejection frequency.

This rejection frequency occurs when the phase angle for a resistor and reactance (X_c) in series equals the phase angle from the resistor and reactance in parallel, bearing in mind that the signal through each combination starts off 180° out of phase.

For example at 1kHz, X_c is approx 3.4kΩ, if we set the R value also to 3.4kΩ the phase shift through the series network will be $\text{Tan } \theta = \frac{X_c}{R}$ where

$\text{Tan } \theta$ is the tangent of the angle of lead and X_c is the reactance. In our example, $X_c = 3.4\text{k}\Omega$ and $R = 3.4\text{k}\Omega$, therefore $\text{Tan } \theta = 1$ and $\theta = 45^\circ$, in the parallel case the phase is equal to $\text{Tan } \theta = \frac{R}{X_c}$

therefore in our example, $\text{Tan } \theta$ also equals 1 and $\theta = 45^\circ$. At the collector of Tr1 (making this our reference point) the phase is 0°. After the series C and R we have 45°. From the emitter we start at 180° and after the parallel C and R we have 180 + 45 = 225°, looking at the diagram in Fig. 1b we can see that 1kHz signal now arrives at point Q exactly 180° out of phase and therefore cancels out. For



E.A. RULE

PART 1



other frequencies the bridge is not balanced and little cancellation takes place. In practice, tolerances in capacitors and resistors make it necessary to have a means of adjusting the amplitude of the two signals (balance) and the phase angle (fine frequency).

By adjusting the values in the bridge it is possible to obtain an exact 180° phase relationship at any one frequency, resulting in its cancellation and leaving the remaining harmonics to be passed on to the next stage.

Practical Circuit

The practical circuit is shown in Fig. 2. It has five frequency ranges, covering 15Hz to 30,000Hz and coarse and fine control adjustments are provided for

both amplitude and frequency so that exact phase cancellation of the signals can be obtained. This is most important as the amount of cancellation obtained sets the limit to how low the distortion can be measured.

The controls and components used should be of the best quality available. Junk box parts are not recommended for this part of the circuit. Another factor which sets a limit on the measurement range is noise, and for this reason metal oxide resistors should be used in the bridge circuit.

The use of BC384 or BC413 transistors is recommended. Other types can be used but may result in a higher residual noise level. This would limit the usefulness of the instrument for the lower measurements. If other types are used it may be advisable to

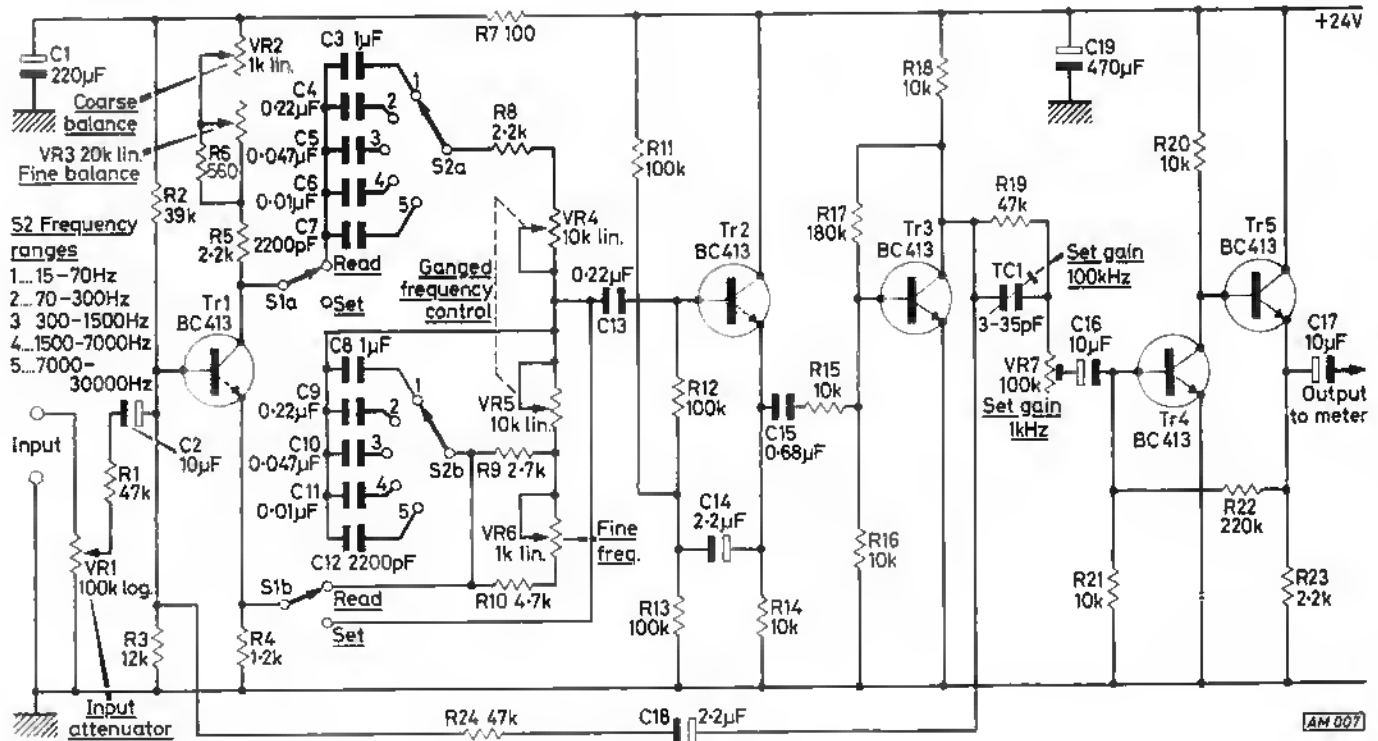


Fig. 2: The Bridge circuit

try a few in the bridge circuit to see if noise is a problem and select the best.

Tr2 provides a high impedance load for the bridge and a low impedance output for the next stage. Tr3, 4 and 5 provide some voltage gain and impedance match so that the output from the bridge is at a suitable level to feed the millivoltmeter and oscilloscope.

The Millivoltmeter

The circuit of the millivoltmeter is shown in Fig. 3. The input attenuator has 20dB steps. 10dB steps could be used but would require a meter which has a 0.1 and 0.3 range suitable for a 10dB attenuator. Not all meters have the correct relationships as a 10dB range would require the meter to have actual scales of 0.1 and 0.3.16. In practice, 20dB ranges are simple to use and make for a simpler circuit.

Tr6 and Tr7 provide a high impedance load for the attenuator and a means of adjusting the gain, as well as a low impedance match to the next stage, Tr8, 9 are the millivoltmeter amplifier stages with overall negative feedback to ensure a linear scale on the meter.

The meter is a 0.1mA with a scale marking of 0.10. (The author was able to obtain a 0.1 milliamp meter with a calibrated scale marked in dB and per cent distortion at one of the radio amateur rallies, often a good source of cheap surplus new components).

★ specification

RANGES

Voltage (minimum) for f.s.d.
10V, 1V, 100mV, 10mV, 1mV

Frequency (millivolt meter)

-1dB at 8Hz and 120kHz

Distortion measurement

With inputs above 10V. From 100% to less than 0.01%
Residual noise less than 0.4mV (0.004%)

Bridge frequency

15Hz-30kHz

SELECTIVITY OF BRIDGE

With fundamental nulled out to -80dB second harmonic is less than -1dB

LOW PASS FILTER

-3dB at 450Hz

-22dB at 50Hz

MAXIMUM INPUT VOLTAGE

100 volts. A dc blocking capacitor must be used if d.c. is present on input signal. Use at least 10μF and observe polarity if an electrolytic type is used.

INPUT IMPEDANCE

30-100kΩ (depending on attenuator settings)

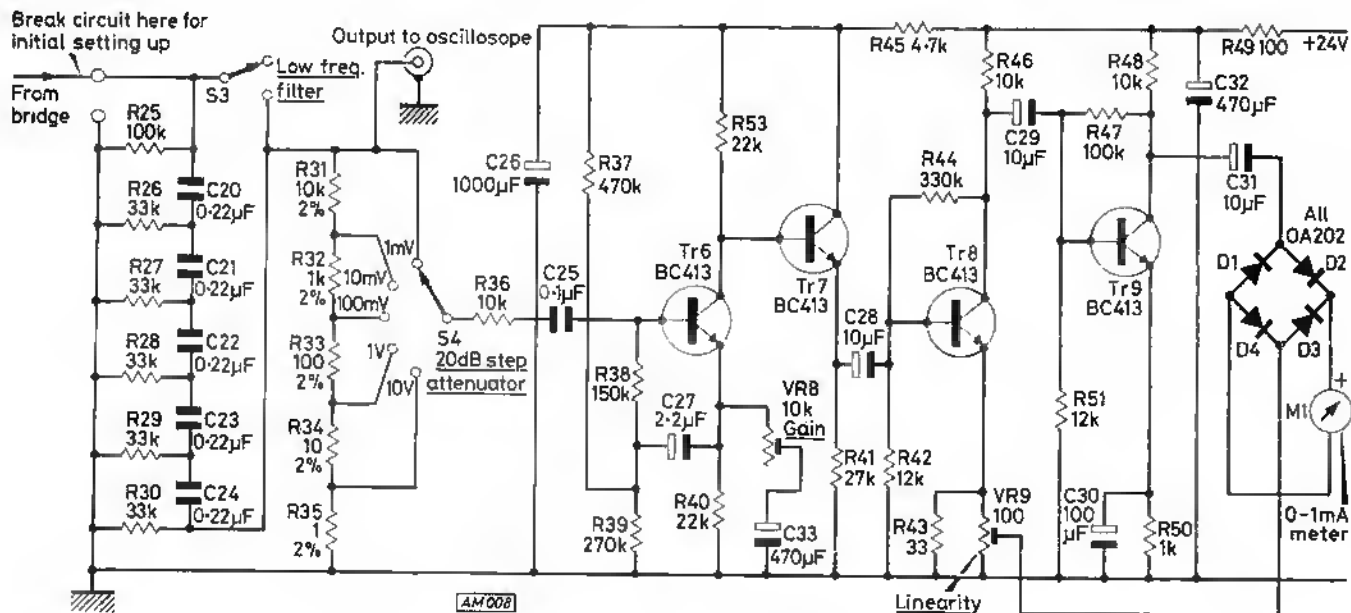


Fig. 3: The Millivoltmeter circuit

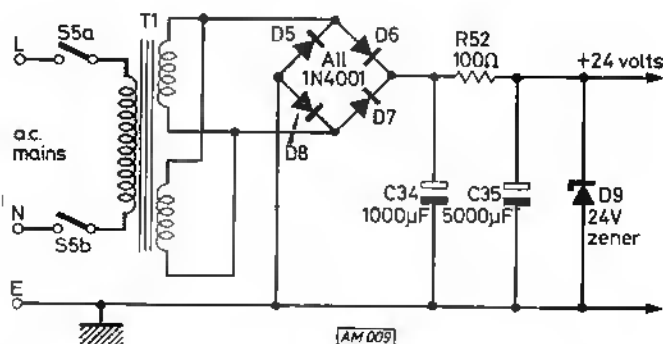


Fig. 4: The Power Supply circuit

Power Supply

The power supply must be stabilised and a suitable circuit is shown in Fig. 4. The transformer should be mounted as far from the bridge and meter circuits as possible. As the current drain of the distortion meter is low, dry batteries could be used.

Low Pass Filter

This is connected between the bridge output and the millivolt meter attenuator. The filter has a -3dB turnover at 450Hz and is used when measuring signals above 1kHz when hum is present and would otherwise effect the reading.

CONCLUDED NEXT MONTH

PRODUCTION LINES

alan martin

New AVO d.m.m.

Avo Ltd. are launching a completely new instrument, the 'Avometer DA116' digital multimeter, designed for both servicing and the laboratory.

The 13mm high characters in the liquid crystal display provide a wide field of view and is easily read in all ambient light conditions. There are clear indications of an over-range condition and low battery voltage.

Internally, the instrument employs the latest technology, with large-scale integrated circuits. A single integrated circuit is used for the analogue to digital conversion, which uses a dual slope technique with automatic zero correction.



Range selection is by a rotary switch in conjunction with a function switch. All measurements except the 10A range are by means of a single pair of sockets in the front panel.

Voltage measurements for both a.c. and d.c. are from 200mV to 1000V full scale. Current measurements may be made from the 200uA full scale to 10A full scale. In all cases the actual maximum indication is 1999. The 10A range is via a separate unprotected socket. The other current ranges are

protected by a 2A fuse located in the positive socket.

Two special ranges have been designed for this instrument. The first is the High Speed Ohms range, to speed up continuity testing. On this range the response time of the instrument and display is reduced by a factor of ten. There are six normal resistance ranges measuring up to 20MΩ. The second new range is the Junction Test range, which can be used to test diode and transistor junctions under forward or reverse bias. The display indicates the voltage drop across the junction for a nominal current of 0.5mA.

The instrument has been designed as a portable unit, housed in a two-tone grey ABS case. Powered by four easily obtainable, SP11 type batteries, which should give an operating life of well over 500 hours.

The new leads have been designed with user safety in mind and have no exposed metal parts.

Costing £299 + 8% VAT, the Avometer DA116 is available through appointed distributors both in the UK and overseas.

Avo Ltd., Archcliffe Road, Dover, Kent CT17 9EN. Tel: 0304 202620.

Speed cat

Verospeed, the Vero Group's distributor to the electronics industry, has now published its Spring 1978 catalogue. The fully-priced handbook now stands at 52 pages, and contains over 1,000 product lines.

Among new items now available from stock are capacitors, digital panel meters, metal and plastic boxes, i.e.d.'s, a wide range of switches and a selection of hand tools for assembly and production.

For Verospeed to operate their speedy despatch system it is essential that cash is sent with order, and must include 8 per cent VAT.

Please quote "Spring Catalogue AB006" when applying to: Verospeed, Barton Park Industrial Estate, Eastleigh, Hampshire SO5 5RR. Tel: 0703 618525.

Get spliced

Have you ever had the misfortune to suffer from a jammed or broken cassette tape?

If so, 3M have just introduced the very thing to get you out of trouble; the Scotch Cassette Editing and Repair Kit.



The kit consists of a pencil-like splicing block that contains adhesive-tipped polyester strips. These strips are inserted into the cassette, and pick up the tape ends. Splicing is simplified by means of splicing tabs and cutting guides at 45° for normal splicing and 90° for close editing, giving a professional finish.

The Scotch Editing and Repair Kit is available from record shops, major department stores and hi-fi equipment retailers. The suggested retail price is £1.52 + VAT.

3M United Kingdom Ltd., 380-384, Harrow Road, London W9 2HU. Tel: 01-286 6044.

Long-range timer

The Exar XR-2242 is a monolithic timer/counter capable of producing ultra-long time delays from micro-seconds to days. Two timing circuits can be cascaded easily, to generate time delays or timing intervals up to one year.

The main features are; wide supply range: 4.5V to 15V, TTL and DTL compatible outputs, timing from micro-seconds to days, high accuracy: 0.5 per cent typically, excellent supply rejection; 0.2 per cent per volt typically, monostable and astable operation.

Price is £1.05 plus 60p P&P plus 8% VAT. Further information available from:

Rastra Electronics Ltd., 275-291 Kings Street, Hammersmith, London W6 9NF. Tel: 01-748 3143.

So you want to pass the R.A.E. (Radio Amateurs' Examination)?

No. 9

John Thornton Lawrence GW3JGA & Ken McCoy GW8CMY

RECEIVERS

The purpose of a radio receiver is to acquire an r.f. signal containing information in the form of modulation and to process it into audible or visual intelligence.

A receiver must have adequate amplification or "gain" in order to provide sufficient sensitivity to resolve the weakest signal satisfactorily without introducing significant noise or distortion within its own stages. It must also possess adequate selectivity to separate the required signal from unwanted or interfering ones and have appropriate demodulation facilities for extracting the information from the carrier. Receivers employ various techniques to achieve these functions and the ultimate performance usually depends on the degree of sophistication utilised—often reflected in the price.

The various types of modulation have already been examined in the section on transmitters and are listed in Appendix "B" of "How to become a Radio Amateur".

A communications receiver of the type used by amateurs will normally cover one or more of the allocated frequency bands and be capable of satisfactorily interpreting several modes of modulation.

The TRF (tuned radio frequency) Receiver

The circuit diagram of a t.r.f. receiver using junction field effect transistors is shown in Fig. 72.

Although we have not dealt with this type of device previously, for practical purposes it can be considered to be a low-voltage solid state equivalent of the valve.

In the diagram the aerial is inductively coupled to the r.f. tuned circuit L2, VC1. The signal is applied to the gate of Tr1, amplified and coupled via L3 to the r.f. tuned circuit L5, VC2. The output from L5 is rectified by D1 and the demodulated a.f. appears across C3 and R3. The r.f. from L5, together with the a.f. signal, is amplified by Tr2 and then filtered out by L6 and C5, a.f. being routed via C6 and VR1 to the a.f. amplifier and on to the headphones.

To improve selectivity and sensitivity, controlled regeneration, in the form of positive r.f. feedback, is taken from the drain of Tr2 through L4, which is inductively coupled to L5 and the regeneration control VC3.

In operation, VC3 is advanced until the circuit begins to oscillate, indicated by a hiss at the a.f. output. The control is then backed off until the oscillation just ceases and the tuning capacitor VC1/VC2 is adjusted to "tune-in" the required signal.

The threshold of oscillation is the most sensitive condition for the receiver and, due to the positive feedback increasing the effective "Q" of the tuned circuit L5, VC2, it is also the most selective.

If the receiver is to be used for the reception of c.w. (A1) signals, then the regeneration is advanced until the circuit just breaks into oscillation: the pitch of the beat frequency tone will depend on the setting of the tuning control.

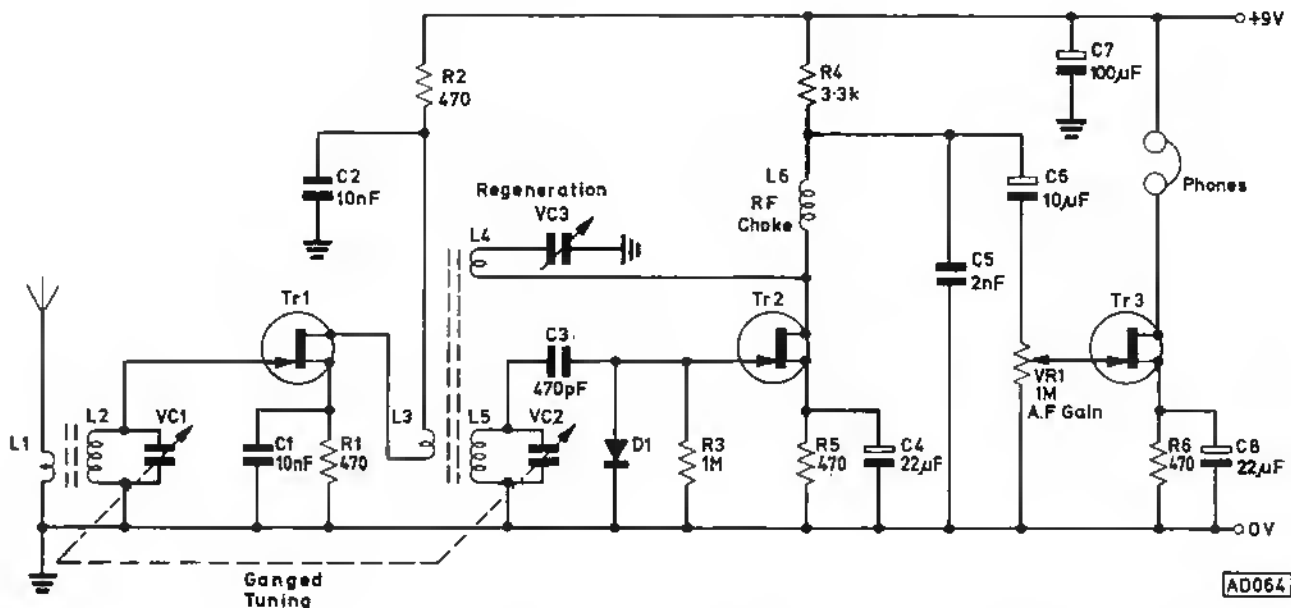


Fig. 72: Circuit of a basic t.r.f. receiver.

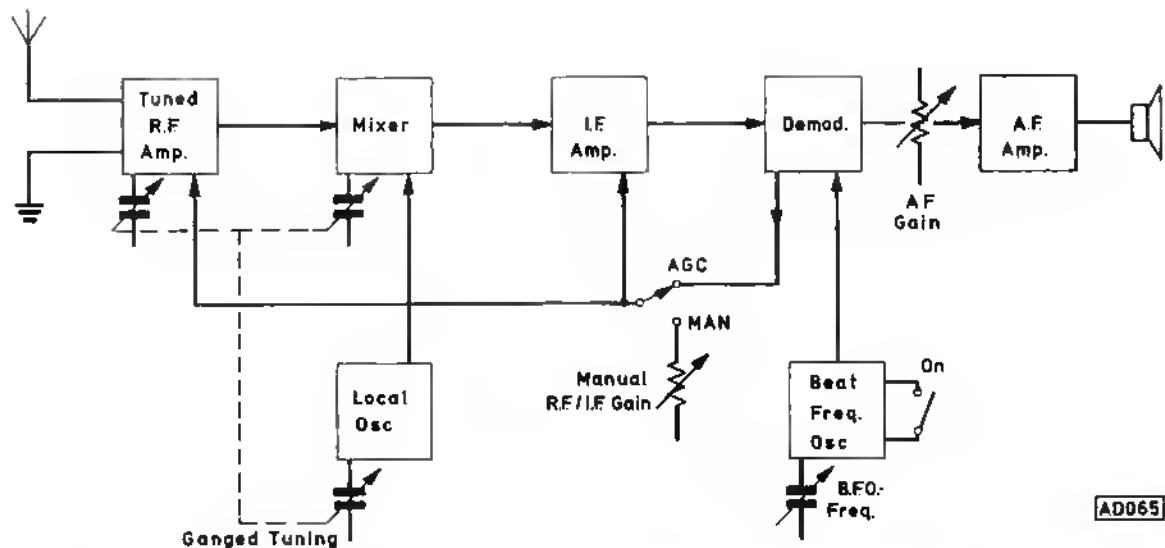


Fig. 73: Block diagram of a basic superhet receiver.

Simplicity is the main advantage of this type of receiver and its disadvantages are: limited selectivity, easily swamped by strong signals on adjacent frequencies, and the radiation of an r.f. signal when oscillating. Radiation is minimised however, by the use of an r.f. amplifier stage between the aerial and the detector. The addition of further r.f. amplifier stages brings some improvement in performance but the ganging of the tuning capacitors and multiple coil switching for various frequency ranges makes this approach somewhat impractical.

Receivers of the t.r.f. type have a long history going back to the early days of broadcasting, and there are many old-timers who will tell you how they first received America on a home built 0-V-1 (detector and one a.f. stage). Regrettably, they are no longer adequate for serious communication purposes in present-day conditions.

The Superheterodyne Receiver

The fundamental difference between the t.r.f. and the superhet receiver is that the selectivity of the former is obtained in its tuned circuits at the incoming radio frequency whereas in the superhet, incoming signals are converted in the frequency-changer section, to a fixed intermediate frequency (i.f.). Here the required selectivity and amplification can readily be obtained, prior to feeding the appropriate demodulator stage. A block diagram of a basic superhet receiver is shown in Fig. 73.

To convert the incoming signal frequency to the i.f. a local oscillator and mixer stage are employed as the frequency changer. The local oscillator has a frequency which is different from the incoming signal by an amount exactly equal to the i.f. For example:

Local oscillator frequency = 2.350MHz
 Intermediate frequency = 0.450MHz
 Input signal $f_{\text{oso}} - f_{\text{L.O.}}$ = 1.900MHz

Note that it is the local oscillator and intermediate frequencies which determine the signal frequency being received; in the example the incoming signal is 450kHz below the local oscillator.

However, using the same i.f. and local oscillator frequencies, we find that our superhet will also receive signals on a different frequency, known as the

image frequency or second channel.

Local oscillator frequency = 2.350MHz
 Intermediate frequency = 0.450MHz

Image $f_{\text{oso}} + f_{\text{L.O.}}$ = 2.800MHz

This is demonstrated in Fig. 74.

Second Channel Image Response

To reduce the unwanted image or second channel response, it is essential that the tuned circuits in the r.f. stage and prior to the mixer, only accept the desired signal and reject the image. This means that as the receiver is tuned over the frequency band the local oscillator and r.f. tuned circuits (although on different frequencies) must "track" one another. This is done by mechanically "ganging" the tuning capacitors and choosing appropriate values in the tuned circuits.

The amount by which the image response is reduced or suppressed depends on the selectivity of the r.f. stages and the relative frequency of the i.f. In general, a higher-frequency receiver will require a higher frequency i.f. Typical examples are given in the Table.

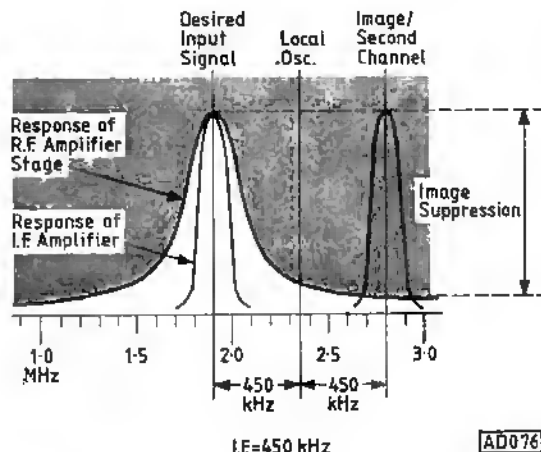


Fig. 74: Suppression of the second channel or image response.

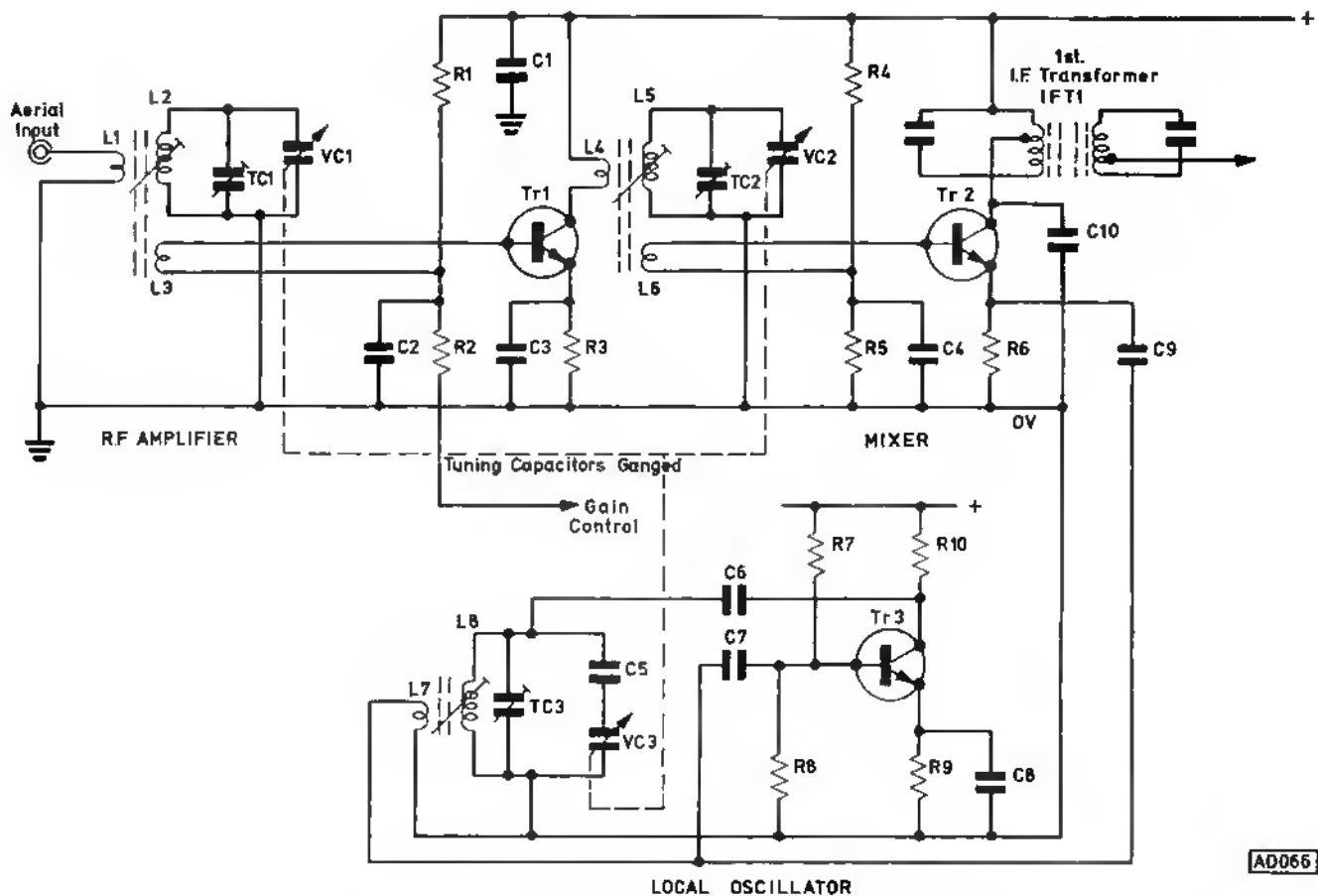


Fig. 75: Circuit of a typical r.f. amplifier and frequency changer.

TABLE

Receiver Type	Input r.f.	Typical i.f.
Domestic Radio	600kHz—1.6MHz	470kHz
Communications Receiver	2.0MHz—30MHz	1.6MHz
VHF Receiver	144MHz—146MHz	10.7MHz

In the higher-frequency receivers, employing a high frequency i.f. it is sometimes necessary to convert again to a lower i.f. in order that the desired selectivity is achieved: this is known as **double conversion**.

RF Amplifier and Frequency Changer

Let us now look at the receiver circuit in more detail, starting with the r.f. amplifier shown in Fig. 75.

Incoming r.f. signals are coupled by L1 to the tuned circuit L2-VC1 and to the base coupling winding L3. They are amplified by Tr1 and the output is coupled by L4 to the tuned circuit L5-VC2 and to the base coupling winding L6. Amplified r.f. signals are thus applied to the base of the mixer stage transistor Tr2.

The local oscillator stage consists of the tuned circuit L8-VC3 and associated transistor Tr3. Coupling L7 is arranged to give positive feedback and so main-

tain oscillation. The inclusion of C5 in series with VC3 modifies the tuning range of the oscillator so that it "tracks" the signal tuned circuits, maintaining the correct frequency difference (equal to the i.f.) over the tuning range.

The local oscillator output is coupled to the emitter of Tr2 by C9. Mixing of the r.f. and local oscillator signals is achieved by Tr2 and at the collector the difference frequency is coupled out by the i.f. transformer IFT1. Capacitor C10 provides a return path for the remaining frequencies present in the mixer stage.

You will notice TC1, TC2 and TC3 in parallel with each tuning capacitor; these are adjusted during alignment to bring all the circuits into resonance at the h.f. end of the tuning range, i.f. resonance being achieved by the adjustment of L2, L5 and L8. Aligned in this way, the tuned circuits will "track" with reasonable accuracy over the whole of the range. This receiver has only one band and additional coils and trimmers would be required for each extra range. These would normally be switched into circuit by means of a rotary wafer switch.

IF Amplifier

The dual purpose of the i.f. amplifier is to amplify the incoming i.f. signal to the required level for application to the demodulator, and to provide the required band-pass characteristic or selectivity.

One method is to employ sufficient transistors or valves to provide the required amplification and couple these through double-tuned i.f. transformers

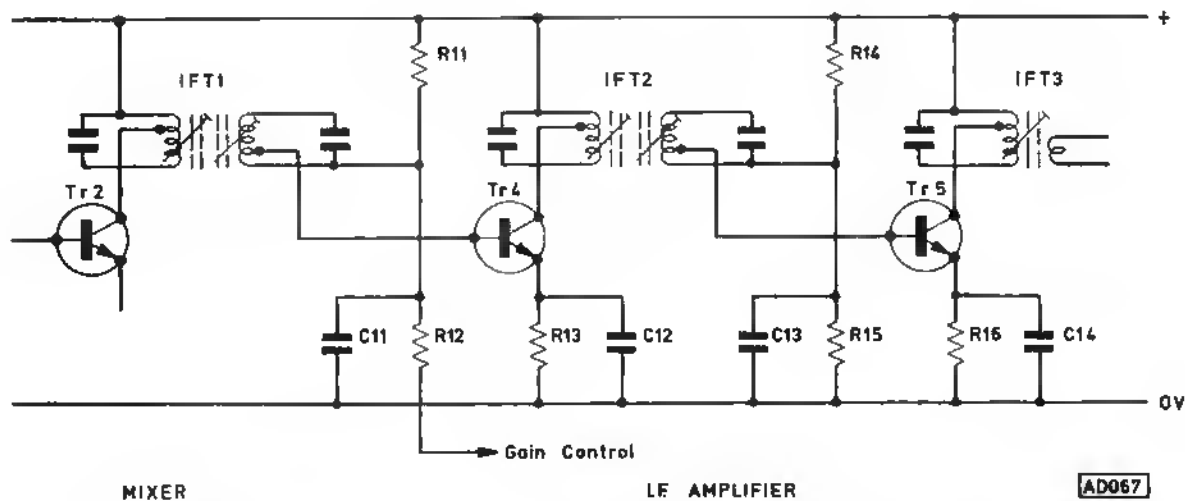
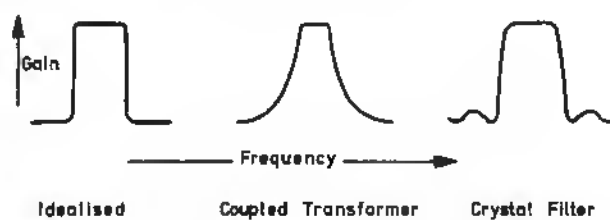


Fig. 76: A basic i.f. amplifier.



Idealised Coupled Transformer Crystal Filter

Typical I.F. Response Characteristics



AD068

Fig. 77: Using a crystal filter to obtain i.f. selectivity.

in order to obtain the required selectivity, as shown in Fig. 76. Careful alignment of the i.f. transformers is necessary to obtain the optimum band-pass characteristics.

In recent years more use has been made of factory adjusted crystal filters to provide excellent and guaranteed parameters. The crystal filter is nor-

mally fitted immediately after the mixer and is followed by a conventional or integrated circuit i.f. amplifier, as shown in Fig. 77.

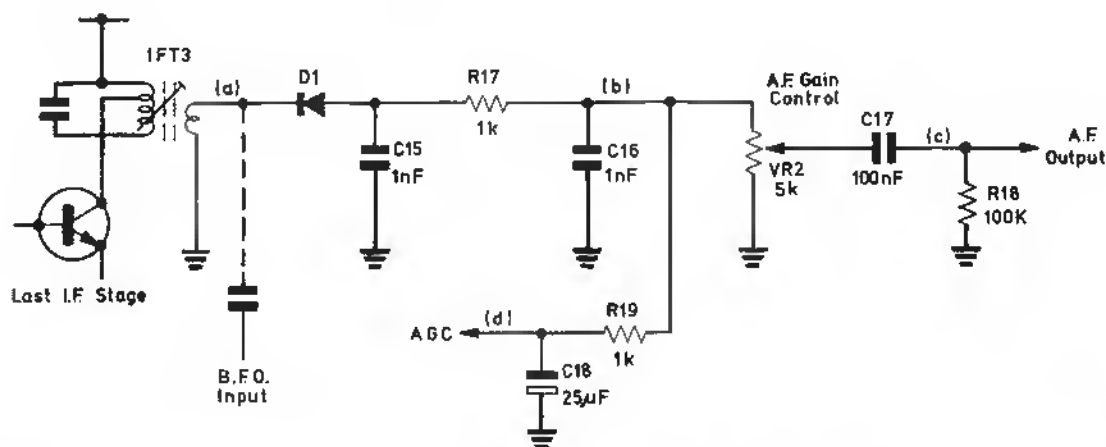
Demodulation

Amplitude modulation is demodulated by using a conventional diode envelope detector as shown in Fig. 78.

The output from the final i.f. transformer is rectified by D1. An i.f. filter is formed by C15, R17 and C16, which removes the i.f. "ripple", leaving a direct voltage, the value of which is dependent upon the strength of the incoming signal. The amplitude modulation appears as an a.f. signal, superimposed on this voltage, across the a.f. "gain" control VR2. The a.f. signal is passed by C17 to an a.f. amplifier stage. The demodulator waveforms are similar to those shown in Fig. 47.

Automatic Gain Control

The direct voltage appearing across VR2 can be fed back via the a.g.c. line to control the gain of the r.f. and i.f. stages. A strong input signal will thus reduce the gain of the receiver and vice versa, resulting in a relatively constant level of output even when propagation conditions cause fading of the tuned signal.



AD069

Fig. 78: Circuit of a basic a.m. (envelope) demodulator.

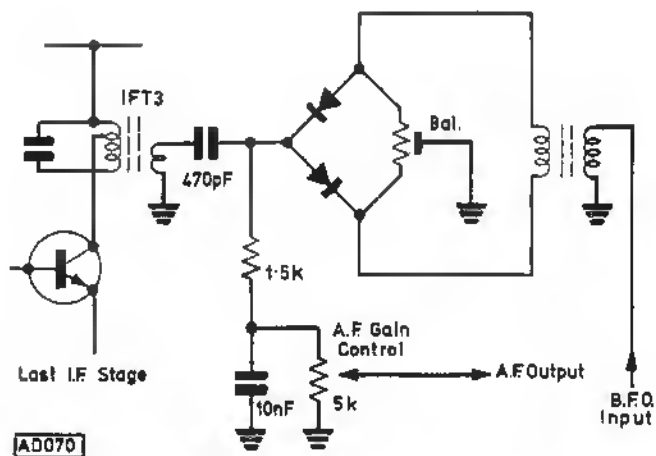


Fig. 79: The balanced demodulator.

The low-pass filter formed by R19 and C18 allows a slowly-changing voltage to be fed back to compensate for fading but prevents a.f. signals from reaching the a.g.c. line.

Beat Frequency Oscillator

When receiving c.w. it is necessary to mix the i.f. signal appearing at the demodulator with another oscillator to produce an a.f. beat note. Suppose we decide that a comfortable listening pitch would be 1kHz and the intermediate frequency is 450kHz, then the beat frequency oscillator would be adjusted to 451kHz (or 449kHz) to produce a difference frequency of 1kHz.

SSB Demodulation

The same b.f.o. can be used when receiving s.s.b. signals to re-insert the carrier, so enabling the signal to be demodulated. In this mode, as with c.w. it is more satisfactory to switch out the a.g.c. and to use the manual r.f. gain control in order to adjust the signal level at the demodulator stage for optimum results.

The b.f.o. must insert the carrier in the correct position relative to the s.s.b. modulation or the a.f. modulation will be shifted in frequency (and sound like Donald Duck, or worse).

Receivers designed specifically for s.s.b. reception employ a balanced demodulator as shown in Fig. 79. Compare this with Fig. 56 in the Transmitter section.

The circuit of the b.f.o. is almost identical to that of the receiver local oscillator except that the tuning range will be restricted to about 5kHz above and below the i.f.

AF Amplifier

The receiver a.f. stage is usually quite conventional and would normally be provided with sufficient power output to drive a small loudspeaker or headphones.

Narrow Band FM Demodulation

Where the receiver is used for n.b.f.m. signals a separate demodulator is required. This will consist of an amplitude limiter stage to remove any a.m. which may be present, and a frequency discriminator as shown in Fig. 80. The discriminator compares the relative phase of the voltage appearing across the tuned secondary winding of an i.f. transformer with the voltage applied to the primary winding. With zero deviation, the two diodes will conduct equally, resulting in zero output. When the frequency is varied the relative phase varies and one diode conducts more than the other, resulting in an unbalanced signal of a particular polarity appearing in the output. The frequency/voltage characteristic of the discriminator is shown in Fig. 80.

Other types of discriminators can be used and details of these are given in Chapter 4 of the RSGB VHF-UHF Handbook.

Converters

A converter is basically a self-contained frequency changer which can be used ahead of the receiver to allow it to tune a different frequency range. For example, a two metre converter would convert the 144-146MHz input to, say 28-30MHz output for

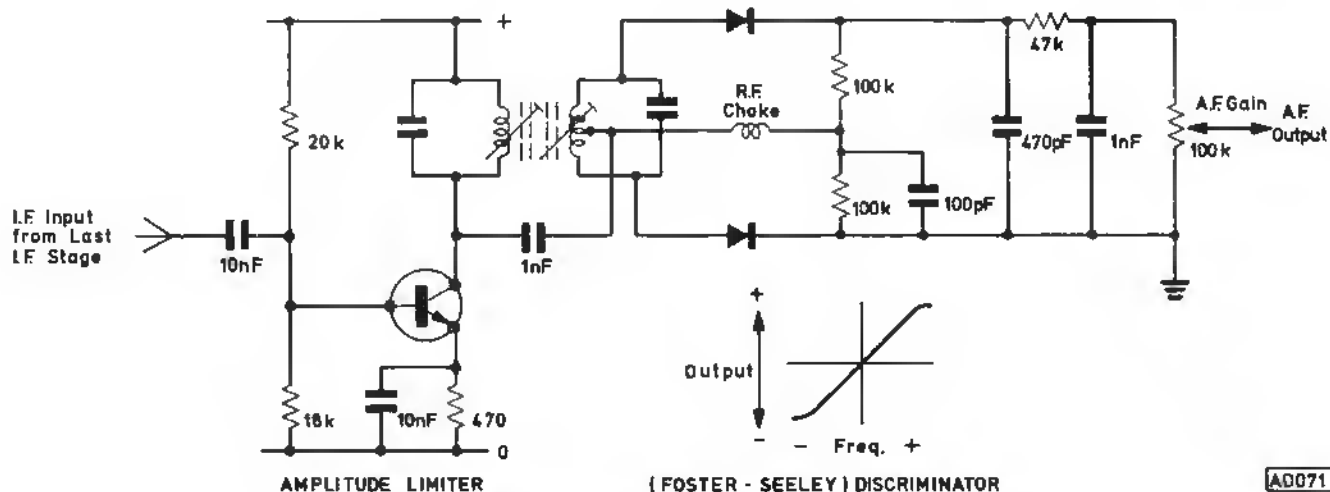


Fig. 80: Circuit of one form of f.m. discriminator.

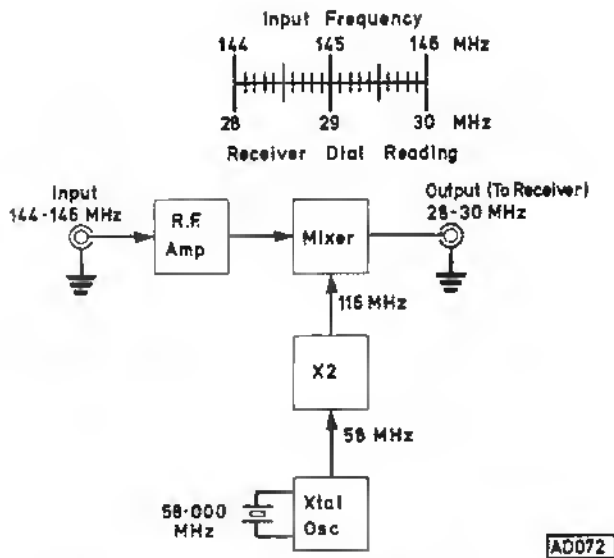


Fig. 81: Block diagram of a 2-metre converter, and how the Input frequency and receiver dial reading are related.

reception on a receiver capable of tuning these frequencies. A block diagram of a 2-metre converter is shown in Fig. 81. Note that here the oscillator frequency is fixed and the receiver is used as a "tunable i.f."

CONSTRUCTION

If you are a budding transmitter or receiver constructor, please remember that the circuits appearing in this series are typical examples with typical component values; they are not presented as tried and tested, ready-to-build designs. Layout, component lead length, etc., greatly influence r.f. circuits, so if you are just itching to build something, stick to a fully detailed design, at least for your first attempt.

RADIO WAVES

The radio wave is a form of electromagnetic radiation which, in free space, travels at the speed of light, i.e., 300,000,000 metres per second (300×10^6 m/sec).

The relationship between frequency (f) and wavelength (λ , Greek letter Lambda) is given by the expression:

$$\lambda \text{ (metres)} = \frac{\text{Velocity of propagation (m/sec)}}{f \text{ (hertz)}}$$

By inserting the velocity constant of 300×10^6 metres per second we then have

$$\lambda \text{ (metres)} = \frac{300 \times 10^6}{f \text{ (hertz)}} = \frac{300}{f \text{ (megahertz)}}$$

For example, what is the wavelength of a radio wave whose frequency is 2MHz?

$$\lambda = \frac{300}{2} = 150 \text{ metres}$$

Conversely, given the wavelength, we can determine the frequency. If a radio signal has a wavelength of 3 metres, what is its frequency?

$$f \text{ (MHz)} = \frac{300}{3} = 100 \text{ MHz}$$

Propagation of Radio Waves

The radiation from an aerial moves outwards at a constant velocity, in concentric circles of increasing radii.

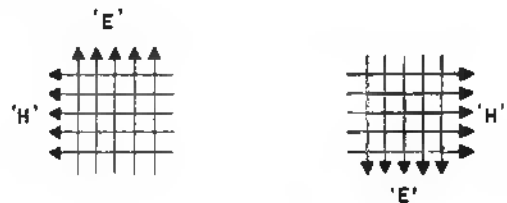
A radio wave may be visualised as having an electric field with an associated and inseparable magnetic field at right-angles to it. Diagrammatic representation of such a wave is shown in Fig. 82; the magnetic and electric fields are always in phase.

Radio waves may be reflected, refracted (bent) and absorbed, just as in the case of light. Reflection, refraction and absorption of radio waves, in the range 1-70MHz takes place in a region above the surface of the earth known as the **ionosphere**, which extends from an altitude of about 100km to around 400km.

In the ionosphere, air molecules are ionised due to the influence of ultra-violet radiation from the sun; that is, they break up into free electrons and positive ions. The ionised regions so formed have the property of reflecting radio waves and they play an essential part in long-distance shortwave propagation. The ionisation forms into layers which vary in height and density from day to night (as shown in Fig. 83) and with the seasons.

F-Layer

During daytime the F-layer separates into the F₁ and F₂ layers. At night and in mid-winter the two merge into the single F-layer again, but at a somewhat lower altitude. In the absence of sunlight, recombination of ions and electrons slowly takes place and in the F-layer, ionisation is at a minimum just before dawn.



Electrical & Magnetic Fields, Wave Approaching Observer

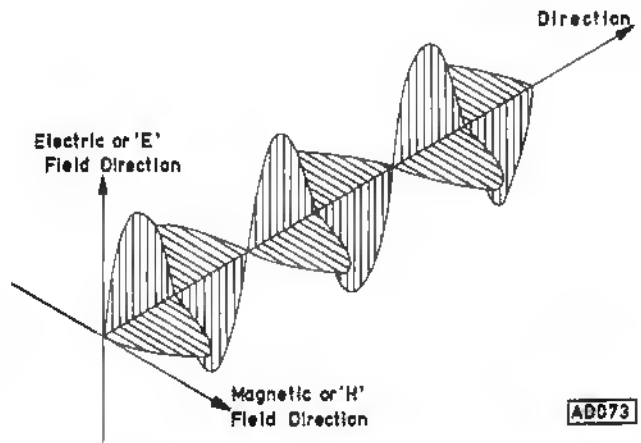


Fig. 82: Propagation of an electromagnetic wave.

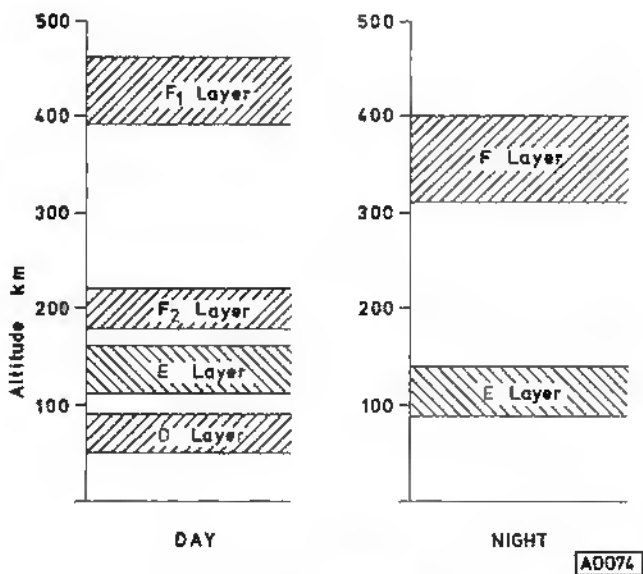


Fig. 83: The ionospheric layers.

E-Layer

The E-layer region remains at about the same altitude during both day and night, but the intensity of ionisation (and hence its reflective properties) increases with the presence of sunlight and is maximum at noon. In the absence of sunlight, recombination commences fairly rapidly but a certain level of ionisation persists.

D-Layer

Ionisation level in the D-layer is dependent upon the "height" of the sun. The layer disappears at night time and the mechanism of formation and dispersal is not fully understood.

Reflection capabilities of the various layers depend not only on the intensity of the ionisation but also on the angle at which the wave arrives and its frequency. A higher frequency wave requires a greater degree of ionisation to cause reflection.

Types of Propagated Waves (Fig. 84)

(a) Ground wave

The ground wave, as its name suggests, follows the earth's contour and is eventually attenuated to nothing.

(b) Sky Wave (Ionospheric Wave)

The sky wave is the part of radiation leaving the transmitter which returns to earth again due to reflection (and some refraction) by an ionised layer.

(c) Escape Wave

For a given frequency, there is an associated maximum angle of transmission, above which the transmitted wave will no longer be reflected by the ionised layer in question, but will penetrate and continue beyond it: this is referred to as the escape wave. This angle is associated with the maximum usable frequency (m.u.f.), which will be looked at later on.

Skip Zone and Skip Distance

Between the end of the ground wave and the point at which the sky wave returns to earth is a region known as the skip zone. Within this region the transmitter at T in Fig. 84 cannot be received. The distance between T and the nearest point at which the sky wave is received is known as the skip distance.

Critical Frequency

At the lower frequencies, a signal directed vertically into the ionosphere will be reflected back to the transmission point.

However, if the frequency of this signal is progressively increased, a point is reached where reflection just fails to take place. The frequency at this point is known as the critical frequency (for the particular ionised layer under consideration).

Maximum Usable Frequency (MUF)

It is often a requirement to transmit signals over a particularly defined distance. Let us consider the path of wave (b) in Fig. 84 and imagine that we wish to transmit signals to a receiver at R1.

If the transmitter frequency is increased, wave (b) would penetrate the ionised layer, as wave (c) (escape wave) and not be reflected. For reflection to occur at the higher frequency, it would be necessary to lower the transmission angle, in which case the reflected wave would not return to earth at the desired receiving point, R1, but beyond it at R2.

Thus, for a given required transmission distance and a given ionised layer, there is a maximum frequency above which the transmitted wave will not be received.

The maximum point at which such reflection takes place, with the wave still returning to earth at a required distance, is known as the maximum usable frequency (m.u.f.).

The longest signal path for a particular layer is obtained when the wave leaves the earth and approaches the layer at the most oblique angle possible. This gives a range, using the F2-layer of about 4,000km and for the E-layer, about 2,500km. If we consider a simple omni-directional aerial, the wave-front will move out from it like an expanding bubble. When we speak of a particular transmission angle we are referring to the behaviour of a part of the

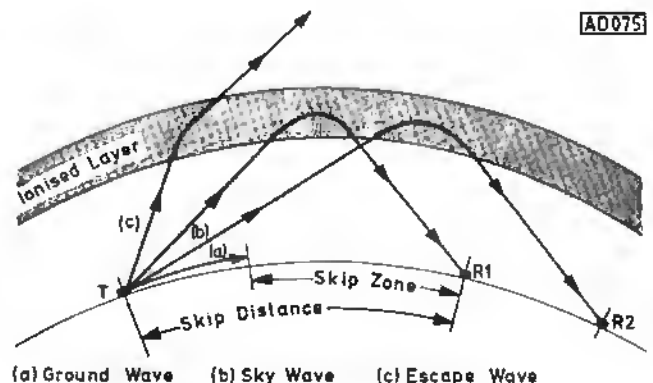


Fig. 84: Ionospheric propagation.

wave-front which is leaving the aerial in this way. At a given frequency, waves (a), (b) and (c) in Fig. 84 all exist simultaneously.

Fading

Propagation conditions are rarely, if ever, static and fluctuations of the received signal, commonly called fading, can be attributed to a variety of reasons. If the signal from the transmitter arrives at the receiver by more than one path, the relative phase variations can either reinforce or cancel one another, causing rapid and severe fading.

Polarisation of the radio wave may be changed by propagation conditions, resulting in an apparent reduction of strength. The signal may also be attenuated by varying degrees when reflected by an ionised layer, particularly when the frequency is close to the maximum usable frequency. At v.h.f. and u.h.f., fading may be attributed to varying atmospheric conditions, temperature, humidity etc.

Sunspots

Sunspots are regions of magnetic disturbance on the surface of the sun. Greatly increased ultra-violet and X-radiation are associated with sunspots, which have a profound effect on the intensity of ionisation in the ionosphere.

Activity tends to reach a maximum at approximately 11 year intervals, and as the level of ionisation follows this pattern, we experience exceptionally long-distance signal paths on the higher frequencies at these times.

Severe sunspot disturbance causes rapid fluctuations on the ionised layers, the general effect of which is to increase the m.u.f., at the same time often producing a radio fade-out, lasting from a few minutes to an hour.

Patches of intense ionisation sometimes occur in the E-layer, particularly in the summer, and these will reflect frequencies much higher than usual—70MHz and beyond. This is called Sporadic E propagation and is responsible for Band I television interference.

Tropospheric Propagation

The troposphere is the region which extends from the surface of the earth to a height of 10km. It is the atmospheric conditions (temperature and humidity) in the troposphere which affect the long distance propagation of v.h.f. and u.h.f. radio waves.

The refraction of v.h.f. and u.h.f. waves is caused by the varying dielectric constant, with altitude, of the air above the surface of the earth. This causes the waves to bend and follow the approximate curvature of the earth's surface.

Conditions of humidity at low altitudes together with increased temperature at higher altitudes (temperature inversion) provide conditions which cause the wave to be "ducted" for considerable distances with very little attenuation.

Propagation on the Amateur Bands

1.8MHz (160m) Generally speaking this is a local working band, up to about 70 miles in daytime, with an increase in range to several hundred miles at night.

3.5MHz (80m) Daytime contacts can be made over several hundred miles. Night time distances very considerably but can be several thousands of miles in the winter.

7MHz (40m) Much the same as 80m but varies considerably depending on the condition of the sunspot cycle. Good long distance (DX) band on winter nights and early mornings.

14MHz (20m) Most consistent DX band, open during daytime at most times of the year, dawn and dusk being the most favourable times for long distance (over 5000 miles) contacts.

21MHz (15m) Similar to 20m but more affected by the sunspot cycle. Best in Spring and late Autumn, up to the hours of darkness.

28MHz (10m) Very much affected by ionospheric condition. Excellent DX band in sunspot maximum years.

70MHz (4m) Mainly a local working band, up to 100 miles but occasionally affected by "Sporadic E" when the range can exceed many hundreds of miles.

144MHz/432MHz (2m/70cm) Ranges up to 100 miles can be achieved on these bands. Range is affected by local obstructions, hills, etc. Greater distances up to several hundred miles can be achieved under unusual tropospheric conditions.

1296 MHz (23cm) Similar to 70cm but more affected by local terrain. The other s.h.f. and microwave bands each have their own special characteristics and are affected by tropospheric conditions, rain, etc.

Correction to RAE Part 6 (February 1978, p 769)

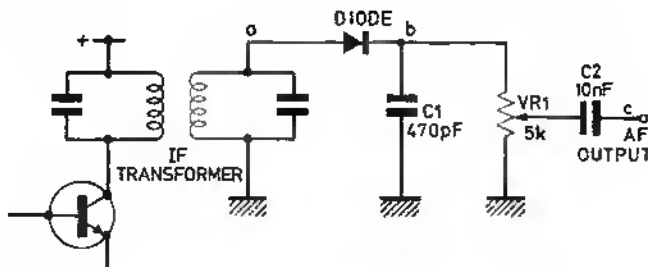


Fig. 47 (amended).

We regret that an error has come to light in the circuit diagram of the diode detector shown in Fig. 47 (page 769) of R.A.E. Part 6. As illustrated, there is no d.c. path for the detector diode current and point "b" referred to in the text has been inadvertently omitted. The corrected version is given in "Fig. 47 amended" shown here.

NEXT MONTH

The final part of this series will cover
Aerials, Interference Suppression and
general advice for the examinee.

DX'ers Audio Filter

R.A.PENFOLD

Introduction

Of the many thousands of short wave receivers which are in amateur hands at present, there can be relatively few which have really good i.f. filtering. Most sets, from the old R1155 to modern Japanese designs, have a bandwidth which is just wide enough to accommodate a.m. signals, and is therefore a little more than double that required for s.s.b. reception. With the severe crowding on amateur bands, particularly at weekends, this is a serious drawback for the s.s.b. DX'er.

It is possible to improve the selectivity of a set by the addition of a mechanical filter, Q multiplier, or some similar device, but this is not always feasible: some degree of modification to the set is entailed, which not everyone is prepared to do.

Audio Filtering

Another possibility is to process the audio output of the set. It is not then necessary to modify it in any way, since the filtering can be done by a self-contained unit connected between the output socket of the set and the speaker or headphones.

Such a unit is described in this article and it provides the three types of filtering listed below.

1. Low Pass Filtering (with signals at frequencies above a couple of kHz or so being rapidly rolled off).
2. High Pass Filtering (with signals at frequencies below a few hundred Hz being rapidly rolled off).


3. Tuneable Notch Filtering (a narrow slot of very high attenuation which can be tuned over a range of about 100Hz to beyond the upper frequency limit of human hearing).

Type 1 is effective at reducing adjacent channel interference where the offending signal is well away from the carrier insertion oscillator (c.i.o.) frequency, and the audio signals produced are therefore at fairly high frequencies. Type 2 is helpful in reducing interference from signals roughly centred around the c.i.o. frequency, and therefore produce rather low audio output frequencies. The latter type of filtering is used to null the heterodyne produced by a carrier wave in the passband of the receiver.

How effective or otherwise the unit proves to be is largely dependent upon the quality of the signal to be processed: obviously it can be of no benefit to a signal which is completely free from any form of interference. On the other hand, when Top Band DX-ing, the unit has produced near-perfect signals where they were previously completely drowned by the heterodyne from a commercial station.

The Circuit

The circuit, which is shown in Fig. 1, is based on an LM3900N i.c. This device contains four current differencing amplifiers, one of which is used in the low pass filter, another is employed in the high pass filter, and the remaining two are used in the notch filter.



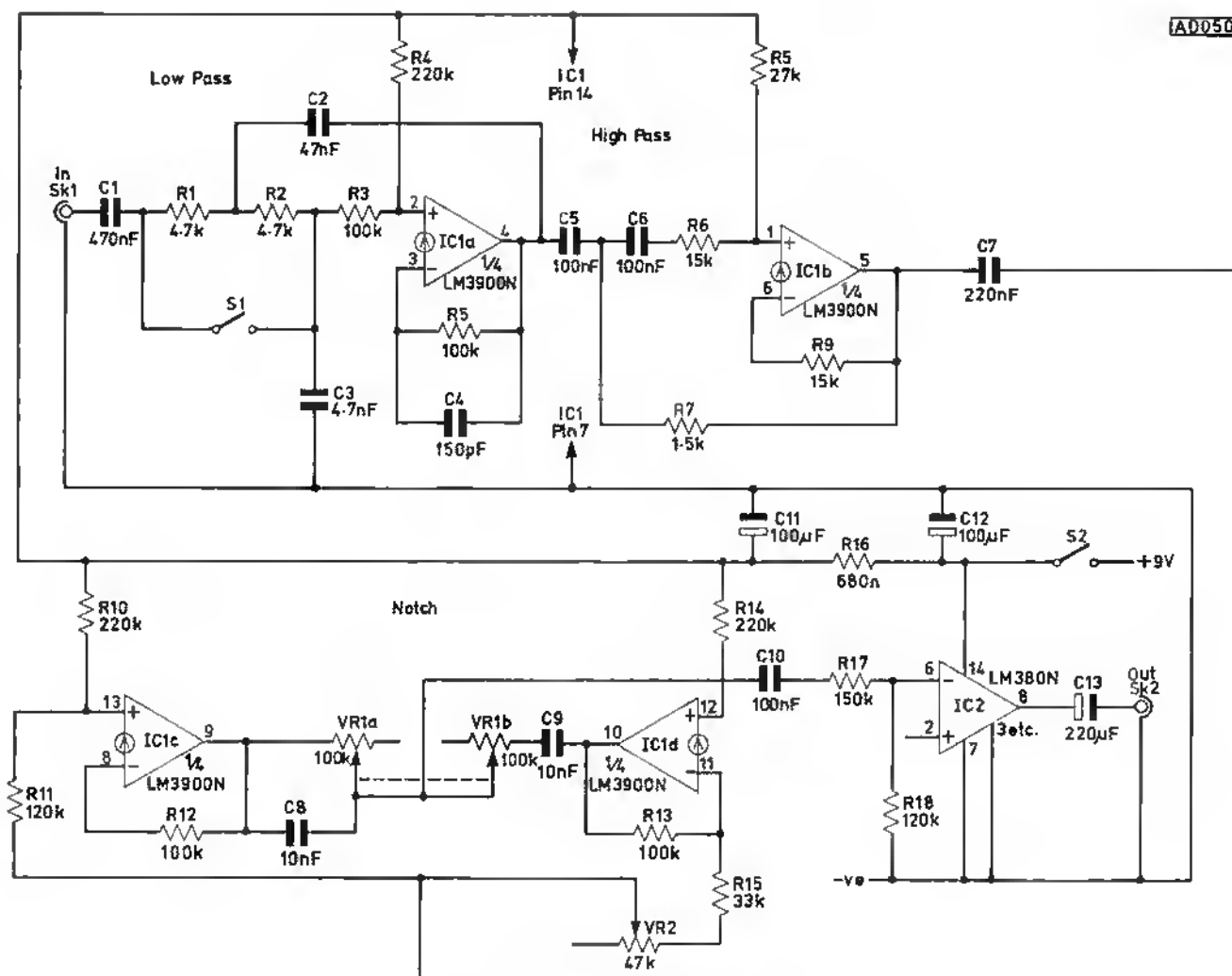


Fig. 1: Complete circuit of the audio filter unit.

Probably the low and high pass filter circuits will look rather familiar to many readers as they are of a well known type often used for scratch and rumble filters in hi-fi equipment. The amplifier which is used in the low pass filter is biased as a unity gain non-inverting amplifier by R3, R4 and R5. C1 provides d.c. blocking at the input whilst R1, R2 and C3 form a simple R-C top cut filter.

The "bootstrapping" capacitor C2 has no significant effect at middle and low frequencies; this is because the amplifier has unity gain and any change in the voltage at the input end of C2 is matched by a virtually identical change at its output end. Thus it has an apparent infinite impedance and so produces no effect on the circuit.

At high frequencies the circuit does not achieve unity gain due to the presence of the top cut filter. Changes in potential at the input end of C2 are then not fully matched by similar changes at the output end. This gives C2 some effective impedance and in conjunction with R1 it provides a second R-C top cut filter.

Normally this type of circuit achieves a roll-off rate of about 12dB per octave, but a much faster fall in high frequency response is provided by this particular version, seen by referring to the low pass filter response graph, shown in Fig. 2(a). The increased

roll-off speed is due to C4, which provides greater negative feedback over the amplifier at high frequencies. In itself this feedback reduces the gain of the amplifier and so provides a faster roll-off, but it also increases the effectiveness of the bootstrapping circuitry.

When S1 is closed, the low pass filter action is largely removed, although C4 still provides the circuit with a small amount of roll-off.

Operation of the high pass filter is similar to that of the low pass type. The amplifier is biased as a unity gain non-inverting type; a simple high pass filter circuit is formed at the input of C5, C6, and the input impedance of the amplifier circuit (approximately equal to the value of R6). The bootstrapping resistor R7 would appear to have an infinite impedance at middle and high frequencies, and has a significant impedance at low frequencies where the gain of the circuit falls below unity. A second high pass filter circuit is then formed in conjunction with C5, and the response of this filter circuit is shown in Fig. 2(b).

C7 couples the output of the high pass filter to the notch filter stage. One of the amplifiers used is biased in the non-inverting mode by R10, R11 and R12, while the other amplifier is biased as an inverting type by R14, R13, R15 and VR2. Anti-phase signals are therefore produced at the outputs.

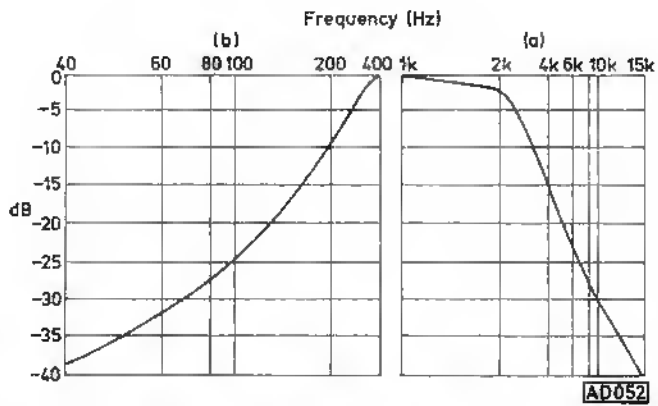
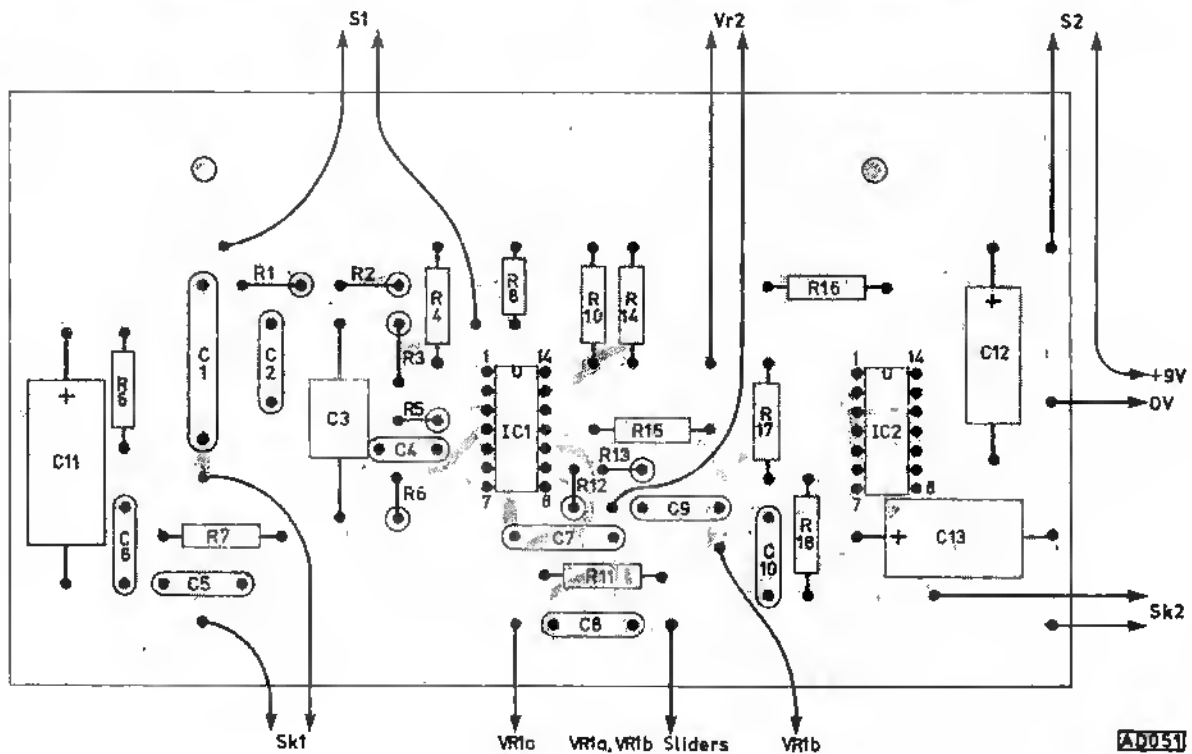



Fig. 2: Frequency response curves of the low-pass filter (a), and the high-pass filter (b).

Fig. 3 (below): Printed circuit board pattern, shown full size, plus component layout and details of off-board connections.



A phase-shift network is used in the output circuit of each amplifier, with one network using VR1a and C8, and the other comprising VR1b and C9. At one frequency there will be an identical phase-shift through the two networks and so the anti-phase signals will largely cancel one another out at this point. In fact, VR2 sets the gain of the inverting amplifier and this control is adjusted so that the two anti-phase signals at VR1 sliders precisely cancel each other out. By critical adjustment of VR2 it is possible to obtain an extremely high level of attenuation, and one is usually able to render any heterodyne inaudible.

At frequencies other than the notch, some difference exists in the two levels of phase shift, and so complete cancelling does not occur. There is an attenuation of a few dB close to the notch frequency, but this is not important in practice.

The output stage uses the well known LM380N i.c., and this enables the unit to drive virtually any type of headphones, but it can also be used with most loudspeakers. The prototype was fed from the phones socket of a Trio QR-666 receiver and was used in conjunction with either 16-ohm headphones or an 8-ohm loudspeaker. The unit is very versatile though, and it should be possible to fit it into most receiving situations.

Construction

Apart from the battery and controls, all the components are mounted on a p.c.b. This is illustrated actual size in Fig. 3 and it is prepared and wired in the conventional manner.

★ components

Resistors

All miniature $\frac{1}{4}$ W 5%

R1	4.7k	R10	220k
R2	4.7k	R11	120k
R3	100k	R12	100k
R4	220k	R13	100k
R5	100k	R14	220k
R6	15k	R15	33k
R7	1.5k	R16	680 ohms
R8	27k	R17	150k
R9	15k	R18	120k
VR1	100k plus 100k linear dual gang potentiometer		
VR2	47k lin. carbon		

Capacitors

C1	470nF type C280
C2	47nF type C280
C3	4.7nF polystyrene etc
C4	150pF ceramic
C5	100nF type C280
C6	100nF type C280
C7	220nF type C280
C8	10nF type C280
C9	10nF type C280
C10	100nF type C280
C11	100 μ F 10v
C12	100 μ F 10v
C13	220 μ F 6.3v


Semiconductors


IC1	LM3900n or CA8401E
IC2	LM380N

Miscellaneous

Verocase or similar housing
 Two rotary on/off switches (S1 and S2)
 3.5mm jack and 6.3mm jack
 Materials for p.c.b.
 PP6 or similar 9v battery and clips to suit
 Four control knobs
 Wire, solder, etc

A view of the p.c.b. and internal wiring of the prototype filter unit.





An internal view of the audio filter. The input socket is mounted on the rear panel.

The prototype was housed in a Verocase which had outside dimensions of about 205×140×40mm, but any case of a similar size should be suitable. The general layout is not particularly critical and can be seen by referring to the photographs.

In use

The receiver and filter are connected together by a short lead which is terminated in suitable plugs. There is no need to use screened lead if the receiver has a low output impedance.

Low frequencies do not significantly aid the intelligibility of speech and many people find that clarity is actually improved by their removal. The high pass filter does not therefore have an in/out switch.

A somewhat different situation exists in the case of high frequencies, since these do provide a significant contribution to intelligibility. There is no point in switching in the low pass filter when a signal has little or no high frequency interference but does have middle or low frequency interference. This would simply reduce the level of the wanted signal in comparison to the interfering one.

Adjustment of the notch filter is very simple. When initially testing the unit VR2 should be set at about half maximum resistance. VR1 is then adjusted to null any whistle which is produced by the heterodyne from a carrier wave, after which VR2 is re-set for maximum attenuation of this signal: by carefully altering these controls it is possible to obtain an extremely high level of rejection. Once the correct setting for VR2 has been found, only a small variation will be necessary for other settings of VR1. Some slight readjustment will be needed for optimum attenuation though.

When the notch filter is not required, simply rotate VR1 to the maximum operating frequency (minimum resistance). The rejection notch then lies outside the range of human hearing, and so the filter is, in effect, out of circuit.

It is worth noting that although the filter will virtually eliminate the fundamental signal produced

by a heterodyne, it will not cut out any harmonics (double or treble the fundamental frequency etc.) which are produced by distortion in the receiver. In most cases such harmonics will be of negligible proportions.

The audio output is controlled by the volume control of the receiver in the normal way. ●

LETTERS

13A Mains Plugs

The reason why there are so many badly connected mains plugs in British homes is that the great majority of plugs sold are far too difficult to connect. It is astonishing that the manufacturers have not long since devised a plug which can be wired up easily in a few seconds by a clumsy housewife using a nail-file as a screwdriver.

The cord should be gripped automatically when the lid is screwed home. The length of wire needed for each lead should be the same—at present, the earth lead has to be longer than the neutral, and the live lead shorter than either, which makes those well-meaning appliance manufacturers who solder and bind the ends of their leads look silly.

Finally, it seems incredible folly to sell all those plugs with 13 amp fuses. It is horrifying to think of the thousands of table lamps, hair curlers, electric clocks, etc., fitted with massive fuses just because nobody is going to go back to the shop for a 3 amp fuse. All plugs should be sold empty, with an attached packet providing three different fuses.

Practical Wireless would do a useful service by conducting a campaign for a "simple, safe plug".

B. M. Crowther,
Dorking.

For a comment on the above letter, see *The British Connection*, on page 18 of this issue. Ed.

HIGH QUALITY AUDIO AND RF MODULES FOR MUSIC CENTRES AND HI-FI EQUIPMENT

FM 020 Stereo FM Tuner with MW & LW section

* High Performance front end * Low noise FET RF stage
* Three stage tuning * S. Meter Output on FM & AM * Centre
zero meter output * Ceramic filters on FM * Filter on 455 KHz
AM

Specifications * FM Sensitivity @ 26 DB S/N 2-5µV * Stereo
separating 30dB * 3 ICs + 5 Transistors

Our introductory Price—£21-95


A full specification tuner assembly which is aligned and
tested by us. Features built in stabilisation for low drift,
powerful AFC. Twin filters on FM, meter drive circuit for
S. Meter, LED Beacon, P.L.L. Decoder, Ferrite Rod Aerial.
Only requires a 18V DC supply.

STEREO POWER AMPLIFIER

25 Watts RMS per channel

£9-50

- ★ Class AB Operation
- ★ 16 Transistor Circuit
- ★ Unstabilised supply required
- ★ Tip 34A + Tip 33A Output
- ★ Supply Voltage 50V DC nominal
- ★ 30 Hz-18KHz @ -1dB
- ★ Output 8 ohm
- ★ Input 50 Kohm




This power amplifier which features an advanced designed design with complemen-
tary pair of transistors in class AB push pull. Will comfortably deliver 25 watts per
channel. And comes complete with heat sink.

PR 020 Hi-Fi Preampifier

The PR 020 is a low noise pre-
amplifier with full bass and treble
cut and boost. It has four rotary
controls and four specially selected
transistors. It is designed to
match most high quality power
amplifiers.

£8-95



SW 020 8 Way Selector Panel

£3-95

When used in conjunction with
PR 020 provides switching for
different inputs. Features Mono/
Stereo switch, Loudness/Filter/
Tape replay playback, Phono,
Auxiliary + two other inputs. Has
PC Board mounting 5 Way Din
socket for tape deck.



POWER SUPPLY PSU 020

This sturdy power supply uses a
Bridge rectifier into a 63 volt 4700
UF Capacitor It has three fused
outputs and incorporates an
18 volt stabilised supply.



TRANSFORMER TX 020

This transformer is designed for the PSU 020 and will give 52V
DC at 2.5 amp + 18V DC when used with PSU 020.
It also has a 12V 2.5 amp winding for a cassette deck.
It will easily power the PA 020 for 25 Watts per channel.

£8-75

The above items are only a small range of the modules we have in stock.
We also carry knobs, chassis front and rear extrusions, dials to match the
FM 020 meters, front ends, cabinets. In fact everything you need to make a
piece of equipment that not only meets professional standards but looks
professional as well. If you would like to see our range please send a SAE
+ 15p postal order. Prices include VAT and postage.

REED HAMPTON LTD.,
19 CHURCH LANE, WALLINGTON, SURREY
Tel: (01) 681 1825/6

READERS PCB SERVICE

**To:- READERS PCB SERVICES LTD,
PO BOX 11, WORKSOP, NOTTS**

Please supply PCB/s as indicated by tick/s in box/es.....

Issue	Project	Ref	Price P/P	
Dec 75	Sound-To-Light Display	DN0798	1-15+12	<input type="checkbox"/>
Dec 75	Disco System, Amp. (2 req'd) each	AM0421	4-40+22	<input type="checkbox"/>
Dec 75	Disco System, Light Modulator	AM0423	3-50+22	<input type="checkbox"/>
Mar 76	CMOS Crystal Calibrator	AM0438	1-19+12	<input type="checkbox"/>
June 76	Dig. Freq. Meter (set of 5) A015 and 4x A004		3-17+15	<input type="checkbox"/>
July 76	Disco Preampifier	A003	0-65+12	<input type="checkbox"/>
Aug 76	Cassette Player Power Supply	A001	0-65+12	<input type="checkbox"/>
Oct 76	Digital Car Clock (set)	A011/012/013	2-58+12	<input type="checkbox"/>
Oct 76	Interwipe	DN8JM	0-80+12	<input type="checkbox"/>
Oct 76	Video-Writer (set)	D002/3/4/6	A007 21-44+60	<input type="checkbox"/>
Nov 76	Low Level Battery Indicator	A016	0-40+12	<input type="checkbox"/>
Nov 76	Electronic Thermostat	A017	1-30+12	<input type="checkbox"/>
Nov 76	Clitest Probe	A018	0-48+12	<input type="checkbox"/>
Nov 76	Burglar Alarm	A019	0-50+12	<input type="checkbox"/>
Dec 76	Chromachase	A021	5-70+22	<input type="checkbox"/>
Jan 77	Oscilloscope Calibrator	A023	1-25+12	<input type="checkbox"/>
Jan 77	Icsetrt	A020	1-45+12	<input type="checkbox"/>
Apr 77	Gas/Smoke Sensor Alarm	A028	0-65+12	<input type="checkbox"/>
May 77	2-Way Intercom	D019	1-28+12	<input type="checkbox"/>
May 77	Protected Battery Charger	A027	2-38+12	<input type="checkbox"/>
May 77	Seekit Metal Locator	A031	3-38+12	<input type="checkbox"/>
June 77	Reverberation Amplifier	A032	2-38+12	<input type="checkbox"/>
June 77	Versatile AF Generator	A033	2-38+12	<input type="checkbox"/>
June 77	Tele-Games	D029	3-22+18	<input type="checkbox"/>
July 77	20W IC Amplifier	A034	1-38+12	<input type="checkbox"/>
July 77	Radio 2 Tuner	A035	1-68+12	<input type="checkbox"/>
July 77	Digital Clock Timer	A036	3-28+12	<input type="checkbox"/>
Aug 77	Shoot (Telegames)	D035	1-65+15	<input type="checkbox"/>
Aug 77	Atomic Time Receiver	D036	2-85+15	<input type="checkbox"/>
Aug 77	Morse Code Tutor Cards (SRBP)	A037	4-75+15	<input type="checkbox"/>
Sept 77	Jubilee Electronic Organ	A038	18-00+75	<input type="checkbox"/>
Sept 77	Electronic Car Voltage Regulator	D037	1-25+12	<input type="checkbox"/>
Oct 77	Audio Level Indicator	D039	0-98+12	<input type="checkbox"/>
Oct 77	Sine-Square Wave Generator	D040	2-35+15	<input type="checkbox"/>
Nov 77	Laboratory Power Supply	A039	3-60+12	<input type="checkbox"/>
Jan 78	Proportional Power Controller	DN9JM	0-78+12	<input type="checkbox"/>
Mar 78	Audio/Visual Logic Probe	R001	1-40+15	<input type="checkbox"/>
Apr 78	Europa Stereo Amplifier	R002	9-55+45	<input type="checkbox"/>
May 78	DX'ers Audio Filter	D001	2-35+15	<input type="checkbox"/>

Post and packing is for one board or set of boards. Prices include
VAT. Remittances with overseas orders must be sufficient to cover
despatch by sea or air mail as required.

I enclose Postal Order/Cheque ACCESS welcome.
Send card number only.

No.....

for £..... made payable to READERS PCB SERVICES LTD

NAME

ADDRESS

..... Post Code.....

Any correspondence concerning this service must be addressed
to READERS PCB SERVICES and not to the Editorial offices.



BROADCAST BANDS

SHORT WAVE BROADCASTS

by Charles Molloy G8BUS

An unusual log comes from G8PG (Gus Taylor, Greasby, Wirral) who has a vintage 1923 crystal receiver complete with cat's whisker detector. Tuning is by means of a slider on the tuning coil. Although intended for use on the medium waves this receiver goes down to the 49m band and when connected to a 60ft long wire it gave headphone reception of Vatican Radio at 2000 and Radio Moscow DX Club in English, Prague radio and an unidentified station in Spanish, all between 2250 and 2300. Unable to resist the challenge, your scribe knocked up a crystal set using a Denco Maxi-Q blue range 4 inductor, an OA71 germanium diode (silicon diodes will not do) a variable capacitor of unknown value and a pair of high impedance phones, all joined together with leads and 'croc' clips. When connected to a 90ft long wire, stations were heard on the 31m, 41m and 49m bands. The depth of fading was a surprise—even the strongest signal faded right down, an effect that is obscured when using a receiver with lots of gain and a.g.c. The *L/C* ratio, i.e. the ratio of inductance to capacitance of the tuned circuit should be as high as possible. The 1923 crystal set uses a large inductor tuned by its self capacitance. Improved results were obtained with my lash-up when I used a home-made inductor of 15 turns on a 1½ inch former tuned with a 100pF variable.

Chris Howles (Lichfield) was surprised to hear a broadcast from Reykjavik on approximately 12090kHz, as he did not think that Iceland had a short-wave service. According to the *World Radio and TV Handbook*, Iceland is on medium and long waves only. There is however an unlisted service for fishermen, with programmes of music, news and weather reports on 12175kHz (25-64m) which can be heard at 1200. This station will QSL. DXers who want to add Iceland to their list of countries verified should send a report, together with an International Reply Coupon to Gufenes Radio, PO Box 442, Reykjavik, Iceland.

Old-timers will remember station TFJ Reykjavik which used to be on 12235kHz (24-52m) with a regular s.w. service. This was the first station I ever


heard on the short waves, using a one-valver made to a design by F. J. Camm which appeared in *PW* in the mid-1930s. The tuning coil was wound on postal tubing, the h.f. choke was made of fine wire wound in sections on a glass test tube and the tuning and reaction controls were each fitted with a slow-motion drive. A fair degree of skill is required to operate a straight set with reaction, a skill which once acquired is never forgotten and helps the DXer to squeeze the last drop out of more complicated gear.

Chris asks whether it is better to send all his log for the month, or just a selection. Only those items likely to be of interest to other DXers should be included, together with the date, time, frequency (if known), signal strength in SIO and some details of the receiver and aerial used. Unusual loggings, stations on new channels or heard at unusual times of the day, will interest others.

Another convert to the new Yaesu Musen FRG7 is Robert Whitrow of 29 Ena Avenue, Neath, West Glamorgan SA11 3AD, who would like to hear from FRG7 owners who have ideas on a suitable aerial for use with this receiver. Robert uses a Joystick plus 3B Joymatch on the medium waves and a half-wave dipole (no size mentioned) fed via co-ax cable, for s.w. reception, all being situated in the roof space. A dipole is a balanced aerial and balanced 75 ohm feeder should be used to connect it to the dipole (A, A1) input to the receiver. Co-ax is unbalanced electrically, and the screen will act as an aerial, picking up local noise, if it is used with a dipole. Robert wonders if it would be worth investing in a "proper" short-wave aerial.

Multi-band trap dipoles are available commercially. A trap dipole has one or more parallel tuned circuits called traps, in series with each half of the dipole. At high frequencies, the trap behaves like an insulator, only the centre portion of the aerial being used. At low frequencies, the traps act as loading coils and consequently the two arms of the dipole can be made shorter than usual. A half-wave dipole cut for the 49m band would have an overall length of 78ft. The Mosley SWL7 trap dipole, for example, has an overall length of 40ft and it resonates on the 49m, 31m, 25m, 19m, 16m, 13m and 11m bands. A trap dipole will not pick up any more signal than a dipole cut for the band in use. In fact it will probably pick up slightly less signal, but it occupies a lot less space than a dipole for each band and it is a lot simpler to erect as well. Details of commercially made short-wave aeriels can be had from Mosley Electronics, 196 Norwich Road, New Costessey, Norwich NR5 0EX, or from Lambda Antenna Stud Farm, Whiteball, Wellington, Somerset.

HF 7948 FRONT END



£13.12
Inc. VAT, P&P


TECHNICAL CHARACTERISTICS:
Output terminal for digital frequency meter;
Antenna impedance—75 to 300 Ohms;
Frequency ranges 87.5 to 104MHz or to
108MHz; Sensitivity—0.9uV 26dB signal to
noise ratio \pm 75kHz deviation; Intermodu-
lation 80dB Image rejection—60dB; Tuning
voltage—1V to 11V; Total gain—33dB;
Intermediate frequency—10.7MHz; Power
supply voltage + 15V; Power consumption
15mA; Dimensions 104 x 50mm.

TECHNOLOGY:

Double sided epoxy printed circuit board
with plated through holes; Dual gate effect
transistors; Silvered coils.

FI 2846

IF AMP AND DECODER



£9.86

Inc. VAT, P&P

TECHNICAL CHARACTERISTICS:
Intermediate frequency—10.7MHz; IF
Bandwidth—280kHz; Signal to noise ratio
—70dB with 1mV input; Distortion—mono
0.1%, stereo 0.3%; Sensitivity—30uV up
to the 3dB limit; Channel separation—40dB
at 1kHz; Pass band—20 to 15,000Hz; Rejec-
tion at 39kHz greater than 55dB; Am re-
jection—45dB; De-emphasis—50 to 75uS.
Pilot capture at 19kHz +4%; Channel
matching within less than 0.3dB; Output
impedance—100 Ohms; Output voltage—
500mV; Phase locked loop stereo decoder;
Output for LED VU-meter; Null indicator;
Outputs for AGC, AFC and inter-station
muting; Consumption—55mA LEDs extin-
guished. 100mA LEDs illuminated; Power
supply—15V; Dimensions 195 x 76mm.

CIRCUIT TECHNOLOGY:

Epoxy printed circuit board. Monolithic
integrated circuits, ceramic filter.

ALS 1500

STABILISED POWER SUPPLY



£2.53
Inc. VAT, P&P

TECHNICAL CHARACTERISTICS:

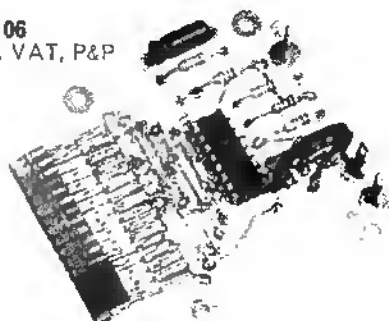
Output voltage—15V; Max. output current
—500mA; Thermal coefficient less than
1mV/°C; 15V power supply for modules
HF 7948 and FI 2846; Supply protected
against short circuit (power and current
protection); Dimensions—65 x 55mm.

TECHNOLOGY:


Double sided epoxy circuit board; Mono-
lithic integrated circuit.

OPTOELECTRONIC OPTIONS

£8.06
Inc. VAT, P&P



LED VU-METER
Station strength indicator



£13.50
Inc. VAT, P&P

ILLUMINATED POINTER
Station finder




£22.74
Inc. VAT, P&P

FREQUENCY METER
Digital display of received
station frequency


£8.77
Inc. VAT, P&P

**TOUCH CONTROL
PRE-SELECTION UNIT**
LED channel indication



£4.35
Inc. VAT, P&P

NUMERICAL DISPLAY
Pre-selected channel number



CROSSLAND HOUSE · NACKINGTON · CANTERBURY · KENT
Telephone (0227) 63218 Telex 965780

Personally, I prefer a long wire. My 90-footer goes from a chimney on top of the house to a 20ft mast at the bottom of the garden. End-fed by a a.t.u., this aerial has picked up a lot of weak signals including Reunion, when it was on the 120m band. Not everyone has the space for a long wire and the trap dipole could then be attractive.

Fred Pilkington (G3IAG) writes from Newmarket to say that from the information in this column he was able to listen to Radio Australia again after 20 years. "It was quite exciting for me to listen to them again and 21570kHz seems a good frequency". Fred uses an FRG7 and he is hoping to build a digital readout unit for use with it. DX heard on 60m includes Ghana on 4980kHz at 2300, Lagos on 4990 from 2245-2305 with a programme in English about a book published by Radio Nigeria which covers the story of broadcasting there during the period 1951-77. This book may be of interest to DXers like Fred who was a Radio Officer in the MN in 1952/53 and used to visit Radio Nigeria when it was starting up and had its transmitters in a caravan.

"Could you please tell me whereabouts and when I could listen to Rhodesia and New Zealand?" asks J. Thackray of Leeds who has an Eddystone 840 and a 30ft long wire. Rhodesia does not have a s.w. service but it does have a domestic service on the tropical bands. Gwelo is on 3306kHz (African Service) from 0325-0615 and 1515-2200 and on 3396 (General Service) from 0350-0615 and 1515-2100. Listen for these 90m outlets when there is a path of darkness. The answer about New Zealand comes from Jack Shone (Wrexham) who found RNZ on 15130 after WYFR went off at 1853. RNZ identified a couple of minutes later and was heard until 2000. Another station of interest heard by Jack on Sundays is the internal service of Radio Australia on 9669 from 1200 to 1300. Reception was with a Realistic DX160 used with a Joystick, ATU and crystal calibrator.

Jack raises an interesting point regarding the higher frequencies closing after dark. There is DX to be heard on the 19m band and this may occur on paths that are mixed day and night. Tokio was logged on 15270 in English to North America at 2350, also Radio Peking in English to North America on 15060 at 0045. This is the occasion to use a good aerial and preselector, when the band is quiet and there is no danger of overloading the receiver with strong signals. A. L. Herrick of Leicester has also been trying 19 metres after dark. He reports hearing the Voice of Chile on 15120kHz at 2200 using an ex-Admiralty B40 receiver and a 60ft long wire.

BROADCAST BANDS

MEDIUM WAVE DX

by Charles Molloy G8BUS

Regular readers of *Practical Wireless* will have noticed an illustration (Fig. 10) of the PW Medium Wave Loop Aerial in the "Guide to Aerials" supplement within the March 1978 edition. Back issues are available from Post Sales Department (see page 18). The PW loop is a well-tried design. It appeared in my article *MW DXing* (PW April 1970) and in the *Aerial*

Wallchart (Oct 1972). It has also been reproduced in *Electronics Australia* and in *Radio Communication* (RSGB).

Anyone taking up medium wave DXing should make this loop. If I had to choose, I would use a poor receiver plus loop rather than a good one with any other type of aerial, except of course the Beverage. During the past few years DXers making loops have written to me asking for help and this seems an opportune moment to mention some of the problems that were encountered.

It should be realised that the loop has two separate windings which are not connected to one another. The main winding, which should be wound on first, consists of seven turns and the two ends of the wire are connected to the tuning capacitor; one end to the fixed vanes and the other end to the moving vanes. The second winding is a single turn, wound beside the central (fourth) turn of the main winding. The ends of this single turn are connected to the coaxial cable which goes to the receiver. The single turn picks up signal by induction from the main winding and there is no metallic connection between the two. The same kind of wire is used for both windings.

"What kind of wire should be used?" is a question frequently asked. The answer is that almost any kind of wire will do. Plastic-covered "hook-up" wire of about 26 s.w.g. is readily available and is convenient to use. If very thick wire is chosen then it may be difficult to wind and bend. If fine wire is used it will not be rigid enough and may break easily. Stranded wire is not rigid enough. I once wound a loop with Litz wire but could detect no improvement in performance. Single copper wire with plastic insulation in the range 22-26 s.w.g. is ideal.

What sort of cable should be used between loop and receiver? Co-ax cable is shown in Fig. 10 and this is adequate when joined to a receiver which only has Aerial and Earth terminals. If the receiver has a balanced input (marked A and A1, or Dipole), then electrically balanced feeder will give better results. Ordinary twin plastic-covered lighting flex will do or, alternatively, use 75 ohm or 300 ohm ribbon feeder. The feeder also acts as an aerial! If it is balanced, then both wires pick up an equal amount of signal but as the signal from each wire passes through the receiver's aerial coil in opposite directions (from A to A1 for one wire and from A1 to A for the other), they will cancel out. The nett pick-up from the feeder will then be zero which means a deeper null.

Some readers have had difficulty in covering the whole of the medium wave band, which stretches from 1605kHz to 520kHz. If the loop will not tune to a high enough frequency then the residual capacitance when the tuning capacitor is at minimum, is too high. There are a number of possible reasons. The self capacitance of the main winding may be too high, caused by using thick wire or placing the turns too close together. The minimum capacitance of the tuning capacitor may be too high. Capacitance may be reflected from the single turn into the main winding, either from the receiver or feeder. The cure for all is to reduce the number of turns from seven to six.

If the loop will not tune to a low enough frequency then more capacitance is required. Fit a 220pF or 330pF fixed capacitor in parallel with the variable capacitor. This should solve the problem. In parallel, means connecting one side of the fixed capacitor to the moving vanes and the other side to the fixed vanes. Use a switch to do this and then the fixed

capacitor can be switched IN for the l.f. end of the band and switched OUT when tuning to the h.f. end. If it is left IN all the time then the h.f. end will be affected.

The value of 500pF specified for the tuning capacitor is a nominal value only, 470pf will probably do just as well. A twin-gang 365pF with the two sections in parallel, giving 730pF in all, will certainly cover the whole band. Use one section for the h.f. end and switch in the second section when tuning the l.f. end of the band. A single-gang 365pF variable with a 220pF fixed and a switch is the set-up used by many DXers as it is a compromise between coverage, ease of tuning and availability of components.

Finally, in answer to a query received from **William Stevenson** of Swinton in Lancashire, a loop is unsuitable for use with a Vega 206 or any other receiver which has its own internal aerial. The reason is that the internal aerial will mask the loop's null. Even if the loop is rotated to null out QRM, this QRM will still be picked up by the aerial inside the receiver. The receiver could be rotated as well of course as its internal aerial is also directional. One way to do this is to mount the receiver, perhaps on a shelf, at the centre of the loop, so that the two nulls coincide. This means that the ferrite rod should point at right angles to the plane of the windings on the loop. The loop and receiver can then be rotated together. No need to join the feeder to the receiver as there will be direct pick-up from the loop by the internal aerial. Although this is rather clumsy it does work, but at best it is a makeshift. Portables usually work best with their own aerial which, incidentally, acts like a mini-loop. Tune in a station on the medium waves, rotate the receiver and two positions will be found where the station disappears.

In a letter to **Harold Emblem**, the Newfoundland Regional Engineer of the CBC lists stations that have received the most numerous reception reports from Europe. These are CBT Grand Falls 540kHz, CBNA St Anthony 600kHz (which relays CBY 990) CBN St John's on 640, CBNM Marystown on 740, CBGY Bonavista Bay on 750. All transmit with 10kW. Reports to CBC outlets in Newfoundland should go to PO Box 12010, Postal Station A, Kenmount Road, St John's, Newfoundland, A1B 3T8 and the CBC will issue a QSL card for each correct report.

Noel Cosgrave writes from Dublin to report reception of the BBC relay in Cyprus on 638kHz, WINS on 1010 and WNEW 1130 in New York City. Details of receiver and aerial were not given. Noel mentions an unauthorised station in his area but readers are reminded that it is illegal, in the UK at any rate, to

listen to "pirates" and reports of such broadcasts cannot be included in this column. "Would a Codar CR70A plus PR40 preselector and aerial tuning unit (a.t.u.) be suitable for m.w. DXing, and could a loop be used with this receiver?" asks **R. P. Cruise** of Telford. Yes, the CR70 performs very well on the medium waves when used with a loop. Connect the loop direct to the receiver leaving out the preselector and a.t.u. The preselector might boost some signals but it is more likely to cause cross-modulation. An a.t.u. is not used with a loop, as it too (like the feeder) will act as an aerial and pick up signal.



by **Ron Ham BRS15744**

Congratulations to **John Branegan**, Saline, Fife, who has passed his RAE and by now will be sporting a GM8 call sign and using a Yaesu FT221R on 2 metres. Between 2000 and 2109 on January 31st, John heard tone-A c.w. signals, on 2m, from 5 GMs, 3 LAs and the Angus, GB3ANG, and Lerwick, GB3LER, beacons, all of which he thinks was due to a 27 day repeat of the auroral event he observed on the 4th.

Both the 27MHz Citizens and the 28MHz amateur bands were wide open, almost daily, from January 29th to February 19th when rock-crushing signals were received from Canada, north and south America and several European countries. **Cyril Fairchild**, G3YY, Brighton, reported that the 10m band opened up on January 29th between 1200 and 2100 when he heard very strong signals from LU, PY, PZ, VE, Ws, 1,2,3,4, 5,8,9, 0 and American CBers all working into Europe on both a.m. and s.s.b. At the same time, **Gordon Goodyer**, BRS 37345, Petworth, Sx, using an Eddy-stone 750 and a loft wire dipole, received 10m signals from Canada, Europe, the Middle-East and South Africa and at 1530, he says "it was armchair copy all the way" as the American stations pounded in. "The band had gone mad," said Gordon, a view supported by **Alan Baker**, G4GNX, Newhaven, who, like us all heard the Cyprus, 5B4CY, and TESSA, ZE2JV, beacons and at 1210 he had a c.w. contact with UY5VL using his FT101E with a Webster Band-spanner aerial stuck in his Black and Decker work-bench outside the back door. The following day, using the Mid-Sussex ARS club station at Burgess Hill, he heard those powerful signals from a host of Russian stations on 10m.

On 17 of the 22 days from January 29th to February 19th I frequently received signals, averaging 549, from 5B4CY. On 13 of those days, signals averaging 539 were heard from ZE2JV, while on 3 days signals were 549 from A9XC, the Bahrain beacon. Almost daily, very strong signals came from the Russian stations before noon and from the American Continent in the afternoon, but what amazed us all was the fantastic strength of the American CB signals as they contacted their European counterparts. John Branegan now uses the Citizens band as a 10m propagation guide, because, as John says "A new pattern of DX, Europe to and from North and South

PLEASE MENTION
PRACTICAL WIRELESS
WHEN REPLYING TO
ADVERTISEMENTS

THERMOSTATS



Refrigeration as illustrated with 36" capillary £1.62.
Limpet Stat must be mounted in close contact calibrated 90°-190°F 15 amp contacts £1.62.
Appliance Stat like a volume control—15 amp contact 30°-80°F 85p. ditto but for high temps £1.25
 Over Stat—with Serson and capillary 85p

MAINS OPERATED SOLENOIDS



Model TT2 small but powerful 1in. pull—approx. size 1 1/2 x 1 1/2 in. £2.00
 Model TT4 600/1—1in. pull. Size 2 1/2 x 2 1/4 in. £2.50
 Model TT10—1 1/2 in pull. Size 3 x 2 1/2 x 2in. £4.50
 Prices include VAT & postage.




DELAY SWITCH


Mains operated—delay can be accurately set with pointers knob for periods of up to 24 hrs. contacts suitable to switch 10 amps—second contact opens few minutes after 1st contact 95p.

MOTORIZED DISCO SWITCH

With six 10 amp change-over switches Multi adjustable switches are rated at 10 amp each so a total of 200w's can be controlled and this would provide a magnificent display for mains operating 8 switch model £5.25. 10 switch model £5.75. 12 switch model £6.75.



SMITHS CENTRAL HEATING CONTROLLER



Push button gives 10 variations as follows (1) continuous hot water and central heating (2) continuous hot water but central heating off at night (3) continuous hot water but central heating on only for 2 periods during the day (4) hot water and central heating both on but day time only (5) hot water all day but central heating on only for 2 periods during the day (6) hot water and central heating on (7) hot water twice daily (10) everything off. A handsome looking unit with 24 hour movement and its switches and other parts necessary to select the desired programme of heating. Supplied complete with wiring diagram. Originally sold we believe at over £15. We offer these while stocks last at £6.95 each INCLUDING VAT and Postage.


heating only for 2 periods during the day (6) hot water and central heating on for 2 periods during the day time only—then for summer time use with central heating off (7) hot water continuous (8) hot water day time only (9) hot water twice daily (10) everything off. A handsome looking unit with 24 hour movement and its switches and other parts necessary to select the desired programme of heating. Supplied complete with wiring diagram. Originally sold we believe at over £15. We offer these while stocks last at £6.95 each INCLUDING VAT and Postage.

LOW R.P.M. MOTORS



Made by Crouzet—Smiths—SAIWA—Vanner and similar famous companies—all supplied ready for 230/240v 50hz mains working at £2.75 each. Following speeds in stock when preparing this advert.

1 rev per day 6 rev per day
 1 rev per hour 12 revs per hour
 1 rev per min 1 1/2 rev per min
 2 rpm 25 rpm 1 1/2 rpm
 5 rpm 15 rpm 20 rpm 25 rpm 30 rpm



EXTRACTOR FAN

Ex computers—made by Woods of Colchester. Ideal for fixing through panel—reasonably quiet running—very powerful 3500 rpm. Choice of two sizes 5" or 6 1/2" dia. £5 and £8.

FLUORESCENT TUBE INVERTOR



For camping car repairing—emergency lighting from a 12v battery you can have fluorescent lighting. It will offer plenty of well distributed light and is economical. We offer inverter for 21 and 13 watt miniature tube for only £3.75 with tube and tube holders as well.

MINI-MULTI TESTER



Amazing deluxe pocket size precision moving coil instrument—swelled bearings—10000cpv—11 instant ranges measure—DC volts 10, 50, 250, 1000 AC volts 10, 50, 150, 1000 DC amps 0.1 mA and 0-100 mA Continuity and resistance 0-150k ohms. Complete with insulated probes, leads, battery, circuit diagram and instructions.

Unbelievable value only £5.50 + 50p post and insurance.

FREE

Amps ranges kit enable you to read DC current from 0-10 amps directly on the 0-10 scale. It's free if you purchase quickly but if you already own a mini tester and would like one send £1.50.

MULLARD UNILEX

A mains operated 4 + 4 stereo system Rated one of the finest performers in the stereo field this would make a wonderful gift for almost any one in, easy-to-assemble modular form and complete with a pair of Plessey speakers this should sell at about £30—but due to a special bulk buy and as an incentive for you to buy this month we offer the system complete at only £15 including VAT and postage.



UNISELECTORS

These are pulse operated switches as used in automatic telephone switchboards etc. The pulse moves the switch arm through one position. Except where indicated the selectors are 25 position types and 50v Coil is standard 24v or 12v operation extra at £2 per switch.

3 pole	£4.80	4 pole	£5.94
5 pole	£7.02	8 pole	£9.72
10 pole	£10.80	12 pole	£12.96
3 pole 50 way	£10.88	4 pole 50 way	£12.74

24 HOUR TIMERS

The one illustrated is 'E' controls this uses the Smiths mechanism as in their autopst. 2 On/Off's per 24 hours. 13 amp contacts override switch £8.60. Smiths 100 amp model one on/off per 24 hours £10.60, extra contacts £1.00 per set. AEG 60 amp model with clockwork standby, one on/off per 24 hours £9.50, extra contacts £1.00 per set.



INDUCTION MOTORS

One illustrated is our reference MM11 made for ITT 1 1/2" stack 1 1/2" spindle £2.25. 1" stack model £1.75. 1 1/2" stack £2.75. 1 1/2" stack £3.25.



MAINS TRANSFORMERS

5v 1 amp £1.00. 12v 1/2 amp £1.00. 20v 1/2 amp 20w auto 230v £1.50. 18v 1 1/2 amp £1.75. 8-3v 2 amp £1.75. 30v 2 amp £4.50. 5v 1 amp £1.50. 8-3v 0-3-6v 1 amp £1.50. 100w auto 230-115v £2.00. 8 5kv £3.50.
 Many more, send for list.



WAFER SWITCHES

8 pole 2 way	12 pole 2 way	18 pole 2 way
5 pole 3 way	10 pole 3 way	15 pole 3 way
4 pole 4 way	6 pole 4 way	12 pole 4 way
3 pole 5 way	6 pole 5 way	9 pole 5 way
2 pole 6 way	4 pole 6 way	6 pole 6 way
2 pole 8 way	4 pole 8 way	6 pole 8 way
1 pole 10 way	4 pole 9 way	6 pole 9 way
1 pole 12 way	2 pole 10 way	3 pole 10 way
all £1.32 each	all £2.41 each	all £3-12 each

Multi bank switches up to 72 pole 2 way—to 12 pole 12 way quickly made to special order.


THIS MONTH'S SNIP

Japanese made FM tuner and matching decoder. Two items for less than average price of the tuner only—£11.20 the two. Don't miss this—stocks will not last long.



RELAYS

12 volts, two 10 amp changeover plug in 95p. 12v three 10 amp changeover plug in £1.28. 12v two changeover miniature wire ended 95p. 12 volt open single screw fixing two 10 amp changeovers 85p. 12 volt open three 10 amp changeovers £1.28. Latching relay mains operated, c/o contacts £2.11. Mains operated three 10 amp changeovers open type one screw fixing £1.25. Many other types with different coil voltages and contact arrangements are in stock, enquiries invited.



TANGENTIAL HEATER UNIT



A most efficient and quiet running blower-heater by Solatron—same type as is fitted to many famous name heaters—Comprises mains induction motor—long turbo fan—split 2 kw heating element and thermostatic safety trip—simply connect to the mains for immediate heat—mount in a simple wooden or metal case or mount direct onto base of any kitchen unit—price £4.95 post £1.50 control switch to give 2kw, 1kw, cold blow or off available 60 extra.

3KW MODEL
 £5.95
 + £1.50 P & P

Terms. Prices include Post & VAT. But orders under £6.00 please add 50p to offset packing. Bulk enquiries—Please Phone for Generous Discounts 688 1833.

J. BULL (ELECTRICAL) LTD
 (Dept. PW), 103 TAMWORTH RD.
 CROYDON CR9 1SG

IT'S FREE!

Our monthly Advance Advertising Bargains List gives details of bargains arriving or just arrived - often bargains which sell out before our advertisement can appear. - It's an interesting list and it's free - just send S.A.E. Below are a few of the Bargains still available from previous lists.

FM Tuner and decoder, 2 very high made (Japan) units, nice clear dial, excellent reproduction. £11.20 the pair.

12 Volt Heavy Duty Relay, plug in type has three parts of 10 amp changeover contacts. A transparent dust cover price £1.08 suitable 11 pin base 45

4 Changeover Relay, upright mounting 4 sets of 10 amp changeover contacts, mains voltage coil £1.72
 12 Volt Pump. Designed we believe as a blow pump this is 12 volt AC/DC motor coupled by a long enclosed shaft to a submersible pump. Suitable for water or most any fluids. Price £12.50.

Just arrived. Fruit machines, working order, very impressive choice of several but very heavy so you must collect. £50.
 High Speed 24 Hour Clock Switch, made by the famous AEG Company for normal mains but with clockwork reserve has load capacity of 80 amps at 240V 50HZ. Therefore suitable for dealing with large loads of say shop lighting, water heating storage heaters etc. etc. Has triggers for on and off once per 24 hours but extra triggers will be available. Price £4.50 per pair. Size of clock body is 8 1/2" x 6 1/2" x 5 1/2", totally enclosed but has lift up flap for ease of altering switching times. Price £7.60.

Enclosed 24 Hour Clock, with contacts for breaking 10-12 amps at 240 volts. This one has two sets of on/off per 24 hours, price £7.00.

Light Dimmer, our timer module with small mode makes an excellent light dimmer. Contains a 4 amp 400V SCR so it should be suitable for loads approaching 1KW. Price of module and instructions £2.25

Push Pull Solenoids, mains operated solenoids which will push as well as or instead of pull. Very heavy duty estimate this at 20lbs push or pull. 1 1/2" x 3 1/2" x 4" made Magnetic Devices Co. £7.50

Flashing Lights, chasing lights, random flashes, strobe effects etc. etc. can easily be achieved using our disco switches. These switches are ex-equipment but guaranteed perfect and supplied suitable for mains working. To get some idea of the loading number, each switch is 10 amp. The light pipe or Catherine Wheel effect order the 12 switch model with light pipe data model, interconnecting the switches to give fastest speed, 6 Switch Model £8. 9 Switch Model £9.75. 12 Switch model £9.20.

Read Switches, standard 60 watt glass type. Normal open contacts, lead lengths 2" diameter 1/2", 10 for £1.100 for £6. 1000 for £7.00

Flat Read Switches, for stacking, greater quantity in confined space. Price 50p
 Single Ended Types for jobs where it is not easy to bring a lead to each end. 75p each. All these switches are normally open but can be biased to a normally closed position by fitting a magnet adjacent. The read switch would then be opened by a magnet of opposite polarity being brought up to it.
 Ceramic Magnets suitable for operating read switches, central fixing hole 10 for £1.

Music Centre Transformer 12 0-12 at 1 amp and 9 volt at 1/2 amp Normal primary, unpregnated and varnished for quiet operation. Price £3.50
 W Shaped Fluorescent Tubes for porch light, box signs or where you want light evenly spaced over a confined area of approx. 10" x 10" 30 watts, made by Philips price £2.24.

Extension Speakers Bohm 4 5 watt handling power. We have 5 or 6 different models in stock, cheapest being the Partytime series again only really a bargain for callers as postage is £1.50 per speaker.

T.V. Monitors, an item for callers believed to be in good working order switchable thro' 405 525 & 625. 21" tube line systems, normal controls volume, brightness, contrast width etc. Price £18-20, 12" models £18, suitable for construction of special purpose scope.

Auto Transformers for working American tools and equipment completely enclosed in sheet metal case with American type first output socket made for computer so obviously first class 500 watts. With cable handle offered at about half price only £15. These may be a bit soiled but are fully guaranteed. Similar but 1000 watt £29.50.

Car Starter Charger Kit. New version. We supply two 10 amp rectifiers, 250v transformer and the start charge switch with instructions. price £9.75. This is probably one of the most useful pieces of equipment you can have in your garage. Sooner or later you or someone will leave something on and you will have a flat battery. This starter will get you away usually in less than 5 minutes.

Resetter Counter by Veederbeil Company, 230/240v mains operated. Intended for surface mounting has a fixing flange at the bottom Price £2.18.

12V Drip proof Relay. Specially designed for going under the hood of a car, made by one of our big manufacturers, this relay has a removable semi-hard rubber cover. Contacts lock suitable for up to 10 amps so this could be the right one if you are thinking about making an anti-theft device. Price £1 & 8p

High Speed Unilex Selector. As many customers know, we have a very comprehensive stock of uniselectors as used in automatic telephone exchanges light flashing device etc. etc. Just arrived however is a high speed model made by famous Plessey, this is 2 pole 32 way with make before break wipers, overall size approx. 4" x 3" x 2 1/4" price £3.50 + 28p.

Pneumatic Ram for lifting, thrusting, pulling etc., etc. has 2 1/2" travel looks large enough to open doors, lift staircase, ventilators etc. Price £7.00.

Solder Gun Bargain. The ETP, this is 100 watt solder gun, a very well made tool with lamp to illuminate work, has double insulated mains transformer and is built into the shockproof thermoplastic case. Comes complete with spare tips. Mains operated of course. Price £4.50.

Interested in Tape Control. American made tape punches really beautiful units full of sophisticated parts designed we believe to automatically operate typewriters, and they can of course be used to operate other punch tape controlled machines. Reference number is NCR Class 4B1 2 reference 205 HB R56, you believe these are 8 bit paper tape punches, powered from 115V, 50HZ in very good condition with tape £16.00, carriage is £3-20.

Memories. The memory units which work with these tape punches again by NCR, are in very good condition and we believe in working order. Price and details on request.

Tangential Blowers, 12" long with powerful induction motor, ideal for blowing heaters or general extraction or circulation, offered at low price of £2.70. The motors are 110V so you will have to work them in pairs or through a dropper or mains transformer. Post £1.08 for one or two.
 Digital Panel built for the G.P.O. for incorporation, we under stand in push button dialing units, this has three 10 digit, each of which when depressed operated a two pole changeover switch. Really beautifully made size approximately 4" square, price £3.78.

America has been discovered by the CBers". On the 7th, Constance Hall, G8LY, Lee-on-the-Solent, Hants, worked XYL operator, K2AGJ, New Jersey, whose husband was outside clearing some of that heavy American snow, and during the blizzards, John Branegan heard the local community-aid services using their CB sets.

Harold Brodribb, St. Leonards-on-Sea, Sussex, has greatly improved his 10m reception by removing the original KTW61 r.f. amplifying valves from his CR100, as suggested by our columnist, Charles Molloy, G8BUS, and fitted 6BA6 valves which has increased the gain and reduced the background noise. Harold also reports hearing the strong amateur and CB signals from America and on the 9th, he heard the harmonics of lower frequency broadcast stations around 29MHz. At 1410 on the 13th, Nigel Golds, BRS 36910, West Chiltington, Sx, tuned away from the Russian signals who were working into G and found the German beacon, DL0IGI. Both Gordon Goodyer and Harold Brodribb reported the extraordinary good conditions during the weekend of 4th and 5th when, like myself, they listened to the strong American contest stations.

On February 3rd, Cmdr Henry Hatfield, Sevenoaks, John Smith, Rudgwick, Sx, and myself, recorded a solar noise storm at 136-142MHz and although the Sun was "quieter" on the 4th, 5th and 6th, we all recorded a number of individual bursts of noise. During the afternoon of the 5th, I directed my pair of 8-element Yagis toward the Sun and heard the radio noise on 2m by using the converter in my FR101. Readers who may like to try this should tune their sets to a clear spot just below the 2m amateur band.

At 1000 on the 3rd, despite poor weather conditions, Henry got a brief glimpse of the Sun with his spectrohelioscope and counted about 10 sunspots and something coming up on the east limb. On the 7th, an even bigger solar storm began and did not start to abate until the 18th. Although overcast skies continued to hamper visual observation Henry got another look at 1400 on the 9th and found the two largest sunspots he had ever seen.

The 11th was a cold clear day and Henry was able to make a detailed study of the Sun and take many photographs, in all he counted some 27 sunspots which accounted for the terrific radio noise we were receiving. At 1425 we all recorded a massive burst of radio noise which lasted for six minutes and stood out above the prevailing storm. My own recordings of the noise at 95 and 136MHz are shown in Fig. 1.

Ever since Henry Hatfield built his spectrohelioscope at his home in Sevenoaks he has longed for the day when he could see an actual solar event which caused a burst of radio noise on his 136MHz radio telescope. It was February 11th that brought his reward.

There is little doubt that the two large sunspots seen in his photographs (Fig. 2) were responsible for the bulk of the radio noise that both Henry and I had been recording for several days.

At 1426, in Fig. 2(a), this special event is just visible at the bottom left of the upper sunspot. The full glory of the explosion manifested itself over the following few minutes, Fig. 2(b) and (c), and by 1437 it had almost gone as shown in Fig. 2(d).

Henry's chart recording of the period covering the event is shown in Fig. 3. The chart speed is 10in per hour, compared with 30in per hour in Fig. 1; hence the difference in scale.

Congratulations Henry, I feel sure that this is the first time that an amateur astronomer has pulled off such a feat.

Maybe it was this intense solar activity which caused the great 50MHz transequatorial opening on the 11th reported from Applecross, Western Australia, by Anthony Mann. The event started at 1220, local time, and finished at 1942 and the m.u.f. never fell below 45MHz the whole time. Russian Ch R1 video from Vladivostock was observed for 3 hours, several Korean Broadcast Service f.m. links were heard between 44 and 49MHz, dozens of signals from Japanese and South Korean amateurs were received between 50.04 and 50.22MHz and at the peak of the opening R1 sync pulses were received on a v.h.f. portable with just a 5ft whip aerial. "Without doubt" says Anthony, "this was the most prolonged transequatorial opening since February/March 1972, indicating the high level of solar activity". I've checked my records Anthony, and the Sun was very "active", from February 10th to March 15th, 1972.

Congratulations to Arthur Bagnall, Peacehaven, Sx, who having passed his RAE now has the call-sign G8OYC, and made his first contact on February 18th on 2m f.m. with local stations G8BTC, G8JFT, and G4GPX using a Hudson FM118 to a coaxial dipole. Congratulations are also due to Eric Arnold, Hove, Sx, who now has the call G8OUK, is using an IC240 on 2m and will be going for his G4 licence in due course; Charles Brain, Ferring, Sx, who has changed from G8LXT to G4GUO and Alan Floyd, G8KLN, who passed his Morse test at North Foreland on February 17th.

"Woody", D. C. Woodhouse, G3TWX, is now manager of the WAB v.h.f. contest. This event takes place on July 23rd from 0900-2100 GMT, on all bands, 30MHz upwards and any modes. All details from G3TWX, 13 Gannet Close, Haverhill, Suffolk, CB9 0JL accompanied by s.a.e. or one IRC. Don't forget the 2m c.w. and the 432/1296/2304MHz contests on April 22/23rd and May 6/7th respectively.

There was a brief tropospheric opening on February 15th/16th when, at 1620 on the 15th, Alan Baker heard ONION work G stations in Chelmsford and Colchester via the Kent repeater, GB3KR, and he could hear the Cambridge repeater, GB3PI, while driving in the Hastings area. Early on the 16th strong signals from GB3BM were interfering with GB3SN, both on R5. Although v.h.f. conditions were generally poor throughout the first half of February, G4GNX heard G4CJG, Durham, 2m s.s.b., at 2153 on the 5th, and around 1500 on the 19th he received a c.w. call from ON5EX but conditions deteriorated and they could not complete a QSO.

Thank you all for your interesting letters and reports and I look forward to hearing from you in the future.

Reports on the various bands are welcome and should be sent direct, by the 15th of the month, to:-

AMATEUR BANDS Eric Dowdeswell G4AR, Silver Firs, Leatherhead Road, Ashted, Surrey KT21 2TW. Logs by bands, each in alphabetical order.

MEDIUM and SW BANDS Charles Molloy G8BUS, 132 Segars Lane, Southport, PR8 3JG. Reports for both bands must be kept separate.

VHF BANDS Ron Ham BRS15744, Faraday, Greyfriars, Storrington, Sussex RH20 4HE.

SOLAR EVENT!

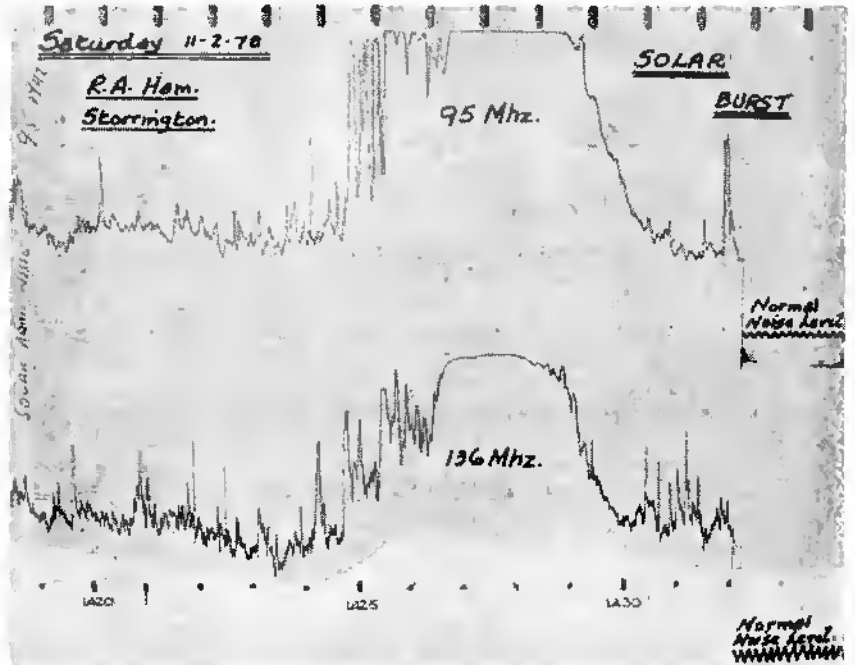


Fig. 1: Noise burst recorded at 30 in/hour

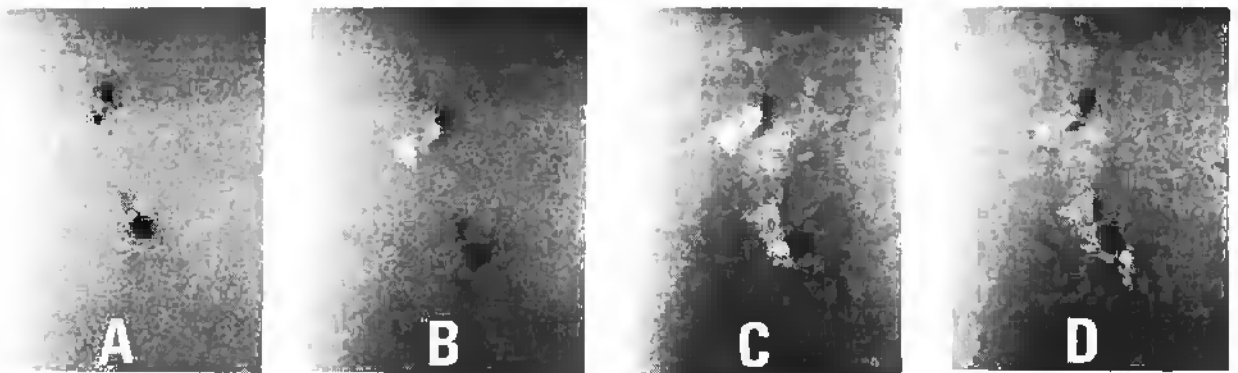


Fig. 2: Spectroheliograph photographs of sunspots occurring at the time of the recorded noise burst

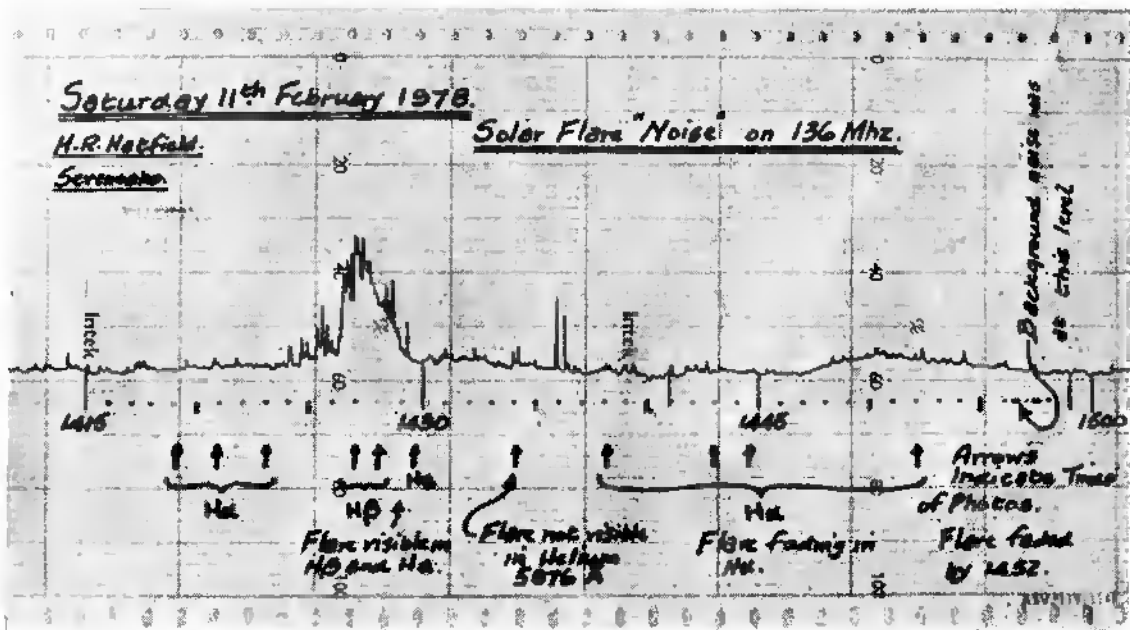


Fig. 3: Noise burst recorded at a chart speed of 10 in/hour



by Eric Dowdeswell G4AR

Choosing a SW Receiver

Anyone buying anything of value will have some idea of the amount of money it is intended to spend. Whether they have the knowledge to spend the money wisely is another matter! On matters electronic, such as a communications receiver, the chances are that they will be sadly lacking in the necessary information to guide them to a good buy. So what is the first step?

The only worthwhile publication on the subject is the *Guide to Amateur Radio*, £1.38 inc. from the Radio Society of Great Britain, 35 Doughty Street, London WC1, which has one chapter devoted to reviewing the details of receivers which have become popular over the years, plus some more recent models. A lot of the sets are no longer in production and a number are valved, but don't let this deter you! Such sets can often outperform solid-state receivers.

You may be tempted to try your hand on the short wave bands with a cheap portable type receiver that probably includes the medium and long wave bands for which it is primarily intended. The dial will be found to be hopelessly small and inadequate for accurate tuning on the short wave bands. Even if you do find an interesting station there will be difficulty in holding it and it is doubtful whether you will ever find it again! So, in general, don't waste time and money on a set that is very inferior for this particular purpose. It will only give a mistaken impression of the amateur and broadcast bands.

The number of new communications receivers on the market that are likely to come within the budget of the average short wave listener (SWL) is very small nowadays, so recourse must be made to second-hand ones, but these are not to be despised. There are many ads in *Short Wave Magazine*, on the bookstalls at the end of every month, and in *Radio Communication*, the monthly journal for the members of the RSGB. When you send for your copy of their *Guide* why not ask for a specimen copy of *Radcom*, as it is familiarly known. You could do worse than become a member of the RSGB in due course. So here are a few points to watch, remembering that it is highly desirable for you to try to arrange an "air test" before buying any receiver, new or second-hand, although this may be difficult if the seller is at the other end of the country!

Don't forget that most amateurs use the single sideband (s.s.b.) technique for telephony which is best received on a stable receiver designed for the job. Cheap sets have a poor performance at the intermediate frequency (i.f.) in their ability to reject unwanted stations close in frequency to the wanted signal (adjacent channel selectivity) or to discriminate against stations that are operating at twice the i.f. away from the wanted station (image rejection). The latter effect relates to the r.f. tuned circuits, or lack of them, and results in many stations being found at two positions on the dial, particularly the more powerful ones. This may create an impression of great sensitivity but is, in fact, the opposite of what is required!

Some people believe in solving the image rejection problem by using double or even triple conversion techniques, but I have always used single conversion with a high i.f. (5.5 or 9MHz) using a crystal or mechanical i.f. filter to obtain the necessary adjacent channel selectivity. This system obviates the need for additional oscillators which can only add to the problem of spurious responses. For a very rough check on selectivity see if you can properly separate two fairly powerful stations located about 5kHz apart. Short wave broadcast stations are probably the best for this test.

Sensitivity is a feature which is almost impossible to check without a lot of test equipment although an experienced operator can express a fairly accurate opinion based on the "feel" of the set. However, if the set is a recognised communications receiver then its sensitivity ought to be adequate but if it is not then, hopefully, it may be a matter of re-alignment or possibly a new valve or transistor.

In addition to the main tuning dial there may be a bandspread dial of some kind, which greatly facilitates the tuning in of signals on a congested band. This dial may be marked in frequency for the principal amateur and broadcast bands. Watch out for excessive "backlash" on the dials, where a station comes in at slightly differing points on the dial depending upon whether the station is approached in an anti-clockwise or clockwise direction.

Next, tune into a station on any range and then operate the range switch from one end to the other then back to the original range. The station selected should still be there, in tune. Check with a station on each range. Any slight problems here can usually be solved with a switch contact aerosol spray. Don't worry too much if no noise limiter is fitted. Personally, I have never used one, on the theory that if the external noise is that bad then it's not worth listening! An "S" meter, too, is a much over-rated part of a communications receiver. It shows the relative levels of signals on your receiver, at your location and with your aerial and seldom bears any relationship to the same signals received elsewhere. The meter is desirable but not essential.

The average communications receiver covers about 3 to 30MHz (100 to 10m) and it will have several switched ranges which overlap to provide continuous coverage. The dedicated amateur bands enthusiast may prefer an "amateur bands only" set, although these are not so common, but the newcomer to short wave listening would be well advised to buy a general coverage receiver. Radio amateurs, by their very nature, will sometimes "modify" a receiver to improve its performance but a lot depends on how well the mod has been carried out as to whether one buys or rejects such a set. A disfigured front panel with several extra controls, generally unmarked, may mean that a lot of mods have been carried out and any resemblance between the old and new circuits will be quite accidental! Incidentally, always try and get a manual for the receiver from the seller, although manuals for the more popular sets are available from firms and individuals. Generally, the more mods in a set, the cheaper it should be! If cash is a bit short then such a set can still be a good bargain but it is not recommended if one is a complete newcomer to the hobby.

Don't rely absolutely upon the frequency calibration of the set's dial especially if the set is second-hand. It is surprising how many SWLs reckon that because a station comes in at, say, 5065kHz on the

Random FLASHER UNIT

 Wired ready for use
 Complete with three
 100 watt coloured lamps
 that flash independently
 at random.
£19-95

TWIN BANK 6 LIGHT UNIT
 (less lamps) LENGTH 14 1/2 inches

 BC Fitting **£11-35**
 E.S. Fitting **£11-35**
 EACH

Sound to Light MASTER UNIT
 600 WATTS PER CHANNEL

£30-95
 INCLUDING SPEAKER OUTPUT PLUGS AND MAINS INPUT SOCKET.

TYPE A SPOT
 (less lamp)

 BC Fitting | ES Fitting
£2-30 EACH **£2-30** EACH

TYPE B 3 BANK UNIT
 (Less Lamps)

 BC Fitting **£7-99** E.S. Fitting **£7-99**

TWIN BANK 12 LIGHT UNIT
 Length 31 1/2
 (less lamps)

 BC Fitting **£18-50** E.S. Fitting **£18-50**
 EACH EACH

100 WATT SPOT LAMPS
 RED, YELLOW, GREEN
 BLUE CLEAR **£1-50** each
 (shown 3 lamps) **£4-50**
 B.C. or E.S. Fitting

ALL PRICES INCLUDE V.A.T. and POST & PACKING (these prices apply to the United Kingdom only)

ALBEN ENGINEERING CO. LTD.
 DEPT. PW THE CRESCENT, WORSTHORNE,
 BURNLEY, LANCS. Tel: Burnley 20940

Send 20p for illustrated leaflet & price list

AMATEUR RADIO EXHIBITION

ALEXANDRA PALACE, LONDON N22

5th and 6th MAY 1978
 10 a.m.—6 p.m.

ATTRACTIONS WILL INCLUDE :

FOR THE NEWCOMER

'What's it all about' ?

A continuous Lecture — Film Show

Question time

Demonstration Stations

Talk-in on 2 metre F.M., and 3710 Mhz S.S.B.

Home built 80 metre S.S.B., station

FOR THE ENTHUSIAST

Demonstration stands manned by Radio Amateurs who lead in their fields

Microwave

Amateur Television

Radio Teletype

Slow Scan Television

Home Built equipment

FOR THE CONSTRUCTOR

New and surplus components, Solid state devices, printed circuit boards, cables, R.T.T.Y., machines and sundries, V.D.U., kits, etc.

TRADE SHOW

A wide variety of commercial receivers, transceivers, test equipment, aerials, masts and ancillary items by leading manufacturers

CATERING

Bars and buffets open during exhibition hours
 'Real Ale' on sale

ADMISSION 50p

accompanied children under 12 years free
 Club secretaries. Advance booking. 10 tickets £4-00

Dinner. Friday 5th, 7.30 p.m. Tickets £5-50

Tickets and further information available from
 Exhibition Organiser, Les Hawkyard
 G6HD, at R.S.G.B., headquarters

Radio Society of Great Britain
 35 DOUGHTY STREET, LONDON, WCIN 2AE

J. BIRKETT

Radio Component Suppliers

25 The Strait, Lincoln LN2 1JF Tel: 28787

VARIABLE CAPACITORS Direct Drive, 5pf @ 75p, 10pf @ 75p, 15pf @ 75p, 30pf @ 85p, 50pf @ 85p, 125+125pf @ 55p, 100+200pf @ 35p, 100+180pf @ 60p, 200+200+25+25pf @ 35p, 500+500pf @ 60p.
 CERAMIC TRIMMERS 2-5 To 6pf, 0 To 8pf, 3 To 10pf, 4 To 20pf, 0 To 30pf. All at 10p each. Sub-Miniature 3 To 8pf at 10p each.
 COMPRESSION TRIMMERS 10pf, 30pf, 50pf, 500pf, 1000pf. All at 10p each.
 DAU SEMI-AIRSPACED TRIMMERS 2 To 9pf @ 10p, 5 To 38pf @ 10p, 6 To 45pf @ 10p, 8 To 125pf @ 12p, 8 To 140pf @ 15p.
 MINIATURE BUTTERFLY PRE-SET VARIABLE Spindles easily extended. 25 x 25pf @ 50p, 38 x 38pf @ 60p, 38 x 38pf @ 65p.
 50 AC 128 TRANSISTORS Branded But Untested @ 87p.
 MINIATURE MYLAR CAPACITORS - 1uf 50v.w. @ 20p doz.
 SUB-MINIATURE TANTALUM CAPACITORS 4-7uf 10v.w. 5 for 25p.
 10 AMP S.C.R.'s (THYRISTORS) 100 PIV @ 25p, 400 PIV @ 30p, 800 PIV @ 60p.
 TBA 1205 FM LF. I.C. Untested with data at 6 for 60p.
 50 ASSORTED TANTALUM BEAD CAPACITORS for £1-50.
 200 RESISTORS 1/2, 1 watt Assorted for 75p.
 X BAND GUNN DIODES with data at £1-65 each.
 X BAND DETECTOR DIODES like SHM 2 @ 25p each.
 MULTI-METER I.C. LD130 @ £6, LD131 @ £6-30 with data.
 RCA VERSION OF BFY90 (2N 2857) at 55p each.
 2 GHz STRIPLINE NPN TRANSISTOR for £1 each.
 PHONO SOCKETS Single @ 5p, Dual @ 10p, Triple @ 15p, Quad @ 20p.
 FLAT 2 PIN MAINS SOCKETS in Hi-Fi Systems. 2 Sockets in a Row @ 15p.
 2 PIN DIN L.S. SOCKETS Single @ 10p, Dual @ 18p.
 500yds of PVC CABLE 25 Strand .004 for £3.
 AUDIBLE ALARM SYSTEM made for car seat belts with transistors and I.C. No. information available @ 75p.
 UNMARKED GOOD 400mW ZENERS 3-6v, 6-8v, 10v, 11v, 12v, 13v, 16v, 24v, 27v, 30v, 33v, 36v. All at 10 for 40p.
 12 ASSORTED BRANDED VHF FEETS for £1.
 ELECTRET MICROPHONE INSERT with Fet Pre-Amp @ £1-85.
 CRYSTAL FILTERS 10-7 MHz B.W. ± 7-5 KHz @ £3 each.
 COIL FORMERS 3/16" Dia. with core at 5p each 6 for 25p.
 10 ASSORTED MULTI TURN TRIM POTS for 60p.
 50 BC 107-B-9 ASSORTED TRANSISTORS Untested @ 57p.
 MAINS TRANSFORMER 240 VAC Input, Output 24 volt Tapped at 14 volt 1 amp @ £1-25 (25p P&P).
 30 ASSORTED (OXAJ) CRYSTALS Between 5100 KHz to 7900 KHz for £1-10.
 30 ASSORTED FT 241A 96th HARMONIC CRYSTALS 71 MHz to 96 MHz for £1-10.
 72 MHz I.F. TRANSFORMERS 1/2" Square at 15p each.
 85X20 NPN TRANSISTORS 15p each. 4 for 50p.
 40 ASSORTED WIRE WOUND RESISTORS 1 To 10 Watt for 57p.
 50 ASSORTED VAR-CAP DIODES Untested @ 57p.
 VHF POWER TRANSISTORS 8LY91A @ £1-60, 8LY 62A @ £3-50.
 10000pf 500v.w. NUT FIXING FEED THRU's at 15p each.
 Please add 20p for post and packing on U.K. orders under £2. Unless otherwise stated. Overseas orders at cost.

dial then that is the frequency of the station. Not so! It could quite easily be 50 or 100kHz out; even more on the higher frequency ranges, especially if the set has been subjected to knocks or vibrations such as those encountered in a car journey. Some of the better class sets have a crystal calibrator incorporated which provides very accurate signals every 1MHz, sometimes divided down to 100kHz or even 10kHz steps. Then any dial errors can be corrected by re-alignment or simply by allowing for errors when reading the receiver dial.

The cost of a separate crystal calibrator is not excessive, alternatively one can be built up from scratch. It must, however, be considered as an essential piece of equipment that ought to be obtained at the same time as the receiver.

Having acquired a short-wave receiver it is worthwhile to look at its circuit diagram to see what you've got, how it works and what controls are fitted. The results achieved will largely depend upon how well the controls are handled. Some listeners seem to think that everything should be turned up and that the greater the output "noise", the better!

The very opposite applies, in fact, if one wants to be able to copy the real DX. Whatever we do to the original signal it is certain that we are going to spoil the signal-to-noise ratio by using amplification. Excluding the mixer stages over which we normally have no control, the three stages that introduce noise are the r.f., i.f. and audio stages. Since each stage has a different function it is imperative that each have its own gain control. Unfortunately, most controls marked "RF Gain" control r.f. and i.f. gain simultaneously! If you don't mind modifying your set fit a separate gain control, even if one is on the end of a bit of screened wire.

My old hobby-horse now rears its head again. Use **headphones!** Preferably high impedance ones connected to the output of the first or second audio stage via a capacitor of about 0.1µF. Avoid the low impedance hi-fi stereo jobs as they are far too good, reproducing all the hum and rubbish on the supply lines. Now to the controls. Short the aerial to earth and turn all gain controls to zero. Turn up the audio gain until the background hiss can just be heard, then back it off slightly. Do the same in turn to the i.f. and then the r.f. gain controls. Remove the short on the aerial and enjoy the 'hush' as signals rather than noise appear. Use the r.f. gain to control volume unless very strong signals are present when it should be backed off to reduce the risk of cross-modulation.

The Month's Reports

An appeal this month from **Jim Walker** of 12 Ansley Way, St. Ives, Hunts, Cambs PE17 5DA, who would like to hear from any readers in his area. Jim is with the USAF at Alconbury and very keen to get on the air. **Pete Cockerell** writes from Leigh-on-Sea, Essex, with a short log after noticing the paucity of logs in the March column. Good to hear from you Pete and trust that you will contribute regularly now. Pete began on the amateur bands in 1975 with a two-transistor regen on the Top band, by accident. The project was supposed to be for the medium wave band but somehow it got peaked up on the 160m band! Latest project is the 20m direct conversion set from the January PW with a 60ft wire, plus an a.t.u. and an F.G. Rayer 40673 r.f. amplifier.

I thought that our regular writer **Bernard Hughes** was a rather reticent character until he wrote to me with details of all his achievements as a listener. Bernard should really have been on the air a long time ago but being an essentially practical fellow doesn't seem to be able to put it all down on paper when it comes to the RAE. Let's hope that Bernard will succeed when the multiple-choice exam paper is introduced. He has 115 awards with 300 countries confirmed on 20m alone, with an all-time total of 325. At least you won't have any trouble hearing the DX when you do get your ticket OM!

The PW 20m set was also chosen by **Brian Smith** of Barry in Glamorgan to pull in the DX and, weather permitting, a dipole aerial is on its way up. For 80m Brian has stuck to his straight receiver. He finds the theory side of the hobby a bit difficult but intends to persevere and get the RAE in due course.

"NEWS" from the Wessex AR Group is really something now. Six pages of packed information for the 112 members of this go-ahead club. **Peter Preston**, an ex-VK9, of the PW staff at Poole is now a member and has been co-opted on to the committee. Usual venue, Dolphin Hotel, Holdenhurst Road, Bournemouth, at 1930 for 2000 start, Fridays.

Tom Hillier, of 23 Palace Avenue, Paignton, S. Devon, would probably take up amateur radio quite seriously if he could get hold of a manual for a rather ancient naval B40 receiver that he has acquired. If anyone can help please drop a line direct to Tom. More info on the activities of the Blackwood & District ARS (GW6GW) that meets every Friday at the Oakdale Community College, near Blackwood, Gwent, at 1930. On 14 April a film show on 'Communications in Air Traffic Control', followed by a 'Natter night' on the 21st and another film on April 28th on the construction and operation of the space/earth tracking station on Ascension Island, entitled 'Apollo in Ascension'. Details from **Steve Cole** GW4BLE (not GLE as in March PW!) at 10 Llanthewy Road, Newport, Gwent.

A brief note on the WAB 1.f. bands contest on Sunday, 7 May (phone), and Sunday, June 18th (c.w.), on 1.8, 3.5 and 7MHz from 0900 to 2100 GMT. Full rules etc. from Contest Manager G3FWX, 13 Gannet Close, Haverhill, Suffolk CB9 0TL, for an s.a.e. or one IRC. An interesting first report from **Peter Ramsey** (Stevenston, Ayrshire) who sports an FRDX400 plus an AR88 fed from four aerials ranging from dipoles to inverted Vee's. Pete does most of his listening at night to avoid the TV QRM! Glad to have a log from RTTY king **Dave Peck** BRS37621 of Cambridge. Thought you must have got your RAE or something OM! Dave enclosed a couple of feet of copy from his printer which almost induced me to take up the mode!

Log extracts

B. Smith:— 80m 3A2GX KP4CBH TF3TF VO1KG 20m CT4YG VK6PM VK6DV (all s.s.b.)

P. Cockerell:— 20m EL2T OY6J TU2EZ VP2SZ VP8JE YB0ADI 3V8BZ 6W8MW (all s.s.b.)

P. Ramsey:— 160m K2AF W9CF 80m EP2TY ZF1MA ZS4PB 5H3KJ 40m HI8TMR LU5OI 20m KC4AAD KH6OR YB2SV 9N1NM 10m W5QAW WA0BOE (all s.s.b.)

D. Peck:— 80m DM4JM OZ1BPU PA0GAY/SM6 20m EA8IY HA5KKC HV3SJ JA1DI OH6IK OD5AQ SM0ETZ VE2NL VK2SC YV5GU YB0ACB 4X4QG 9M2CR (all RTTY)

WATCH BATTERIES 65p.


Ray-O-Vac Long Life. Most types.

D.I.Y. KIT 35p. (With battery order)

Case opening tool, fits most watches. Tweezers, Equiv. chart, instructions.

THE MIND READER

Your electronic secretary



It schedules your day, every day. Files and displays "things to do" daily. Stopwatch or countdown with bleeper. Dual Time Zone digital clock and perpetual calendar. Pre-programmed computer. Touch tone keyboard. 10 x 7 1/2 x 4". 9lb. AC and battery standby. **£299 Plus 8% VAT.**

CASIO CHRONOGRAPH




38CS-14B. Up to 25 functions including 1st-2nd place times. **£49-95**
RRP £64-95

Six digit 1/100 second timing. 7.9mm thick. LCD. Automatic calendar. Light. Stainless steel. Mineral glass. Water resistant to 100ft. 12 months battery. ± 15 secs/month.

Other Casio watches from £28-95. Special offers on 521B, 31CR-10B, MQ-3, Citizen watches. SAE or phone.

NEW LOWER PRICE. CASIO AQB10



Pocket watch Calculator. Two way timer Alarm (24hr) 2000hrs batteries 1 x 2 1/2 x 4 1/2". **£16-95** including wallet

CASIO MQ-2

(Pleasured last month)

Clock + 2 Alarms, Alarm Times, Time Memory Calendar & Calculator. RRP £39-95 **£34-95**

IBICO 075

LCD calculator plus clock, calendar, alarm and STOP-WATCH measuring lap times from 1/10 second to 10 hours. Will display hours, minutes, day and date. Memory, 1/2, 3/4, 5000 hrs battery. **£23-50**

CASIO Calculators

FX-3000 LCD. £25-95. FX-120 £18-95. LCD, with 3 key memory. % - Mini Card £16-95 LC 822 (v) £16-95.

OPTIM TRAVEL/ALARM CLOCK

Portable. Battery powered. LCD display



Constantly displays hours, minutes, AM, and PM. Nightlight. STOPWATCH facility. 4 minute alarm with cancel switch (24hr.) Brushed aluminium/black finish. 5 x 1 x 1 1/2". **£19-50** including case. Ref. IC-1

Send 25p for our illustrated catalogue. Prices include VAT and P&P. Send cheque, P.O. or phone your credit card No. to:-

TEMPUS

Dept. PW
19/21 Fitzroy Street, Cambridge, CB1 1EH
Telephone (0223) 312644

"CASTLE ELECTRONICS"

7, CASTLE STREET, HASTINGS, SUSSEX

Tel: (0424) 437875

METERS:-

8" mirror scale 160v precision meter housed in polished wood case. New £10-50, Used £7-50. Avo power factor and watt meter unit (AVO 7) New £7-50. 500 micro amp panel meter round 2" Ex. WD £2-25. Thermometer 2" 70-160 degrees (F) New £1-95.

AMTRON KITS:-

UK 110/A 5 + 5v stereo amp £7-65.
UK 710 4 channel audio mixer £8-25.

COMPONENTS:-

ITT 840 silicon bridge rectifiers 40v 2 amp 3 for £1.

SIGNAL SWITCHES:-

With gold plated contacts. 6 POL/CO 40p. 4 POL/CO 35p. 2 POL/CO 30p. Bags of new electronic components £1-95.

VERO TYPE BOXES:-

2" x 4" x 1" 50p. 6" x 3" x 2" £1. Miniature high power electronic motors with RAV SW 1 1/2" long, 1 1/2" diameter 6-120 DC £1-25. NICAD 5 x 1-2v 50mah £1-00. Vented 2-4v 20AH 8" height 3" diameter £7-50.

ALL PRICES INCLUDE VAT, POST AND PACKING.

SAE for details of items below. New Ex. WD panel meters—all £2-25. Amtron Electronic Kits—many 1/2 price. Meters/Sanwa, alps, Ross, Most items March/April issues available.

"CASTLE ELECTRONICS"

MAINS INTERCOM



NO BATTERIES NO WIRES
ONLY **£29-99** PER PAIR + VAT 85-78

The modern way to install 2-way communications. Supplied with 8-core wire. Just plug into power socket. Ready for use. Crystal clear communications from room to room. Range 1/2 mile on the same mains phase. On/Off switch. Volume control. Useful as inter-office intercom, between office and warehouse in surgery and in homes. P. & P. 99p.

4-STATION INTERCOM



ONLY **£19-95** + V.A.T. £1-60

4-station Transistor Intercom system (1 master and 3 Subs). In robust plastic cabinets for desk or wall mounting. Call/talk/listen from Master to Subs and Subs to Master. Ideally suitable for Business, Surgery, Schools, Hospitals and Office. Operates on one 8V battery. On/Off switch. Volume control. Complete with 3 connecting wires each 66ft. A Battery and other accessories. P. & P. 99p.

NEW! AMERICAN TYPE CRADLE TELEPHONE AMPLIFIER




ONLY **£14-95** +VAT £1-20

Latest transistorised Telephone Amplifier with detached plug-in speaker. Placing the receiver on to the cradle activates a switch for immediate two-way conversation without holding the handset. Many people can listen at a time. Increases efficiency in office, shop, workshop. Perfect for "conference" calls: leaves the user's hands free to make notes, consult files. No long waiting, saves time with long-distance calls. On/Off switch, volume control, conversation recording model at £17-99 + VAT £1-44. P. & P. 69p. 10 day price refund guarantee on all items. WEST LONDON DIRECT SUPPLIES (PWS) 169 BARNINGTON HIGH STREET, LONDON, W8 0L-957 6645

Sonic

HI-FI DISCOUNT CENTRES



DISCOUNT SPEAKERS

Imp 8 or 15Ω as app. Guarantees: TITAN 3 years FANE 2 years OTHERS 1 year ALL PRICES INC. VAT

Prices correct at 20.2.78

HI-FI TYPES	List/Value	Sonic Price
5" FANE 501 Mid or Full range	Sp. Price	£4-95
8" x 5" 15w Various makes 8Ω	Sp. Price	£3-35
8" A.F. Model 80 Dual Conn	Sp. Price	£5-95
8" A.F. Model 83 Dual Conn	Sp. Price	£6-95
FANE 8" 80BT Dual Cone	Sp. Price	£3-95
WH/FEDALE L'TON 3XP kit Pr.	£60-70	£44-95*
10" DENTON 2XP KIT Pair	£39-15	£27-95
10" GLENDALE 3XP KIT	£82-44	£59-95*
8" FANE MODE ONE KIT	Sp. Price Pair	£19-99
10" ELAC Model 10RM	Sp. Price	£3-85

GROUP/DISCO TYPES	£15-80	£10-95
12" TITAN T12/45R	£22-50	£12-95
12" TITAN T12/60R	£26-00	£22-95
12" TITAN T12/100A 100w	£36-00	£22-95
12" CELESTION G12M	£16-50	£12-95
12" CELESTION G12H 30w	£22-00	£16-95
12" CELESTION G12/50 50w	£25-75	£17-95
12" GOODMANS 12 PD	Sp. Price	£31-95
12" GOODMANS 12 PG	Sp. Price	£19-95
12" FANE 'SPECIALIST' P.A. 80	£26-95	£17-95
12" " " DISCO 80	£28-95	£18-95
12" " " DISCO 100	£30-95	£20-95
12" " " GUITAR 80L	£26-95	£17-95
12" " " GUITAR 100L	£28-95	£19-95
12" " " GUITAR 80B	£27-95	£18-95
12" FANE CRESCENDO 12A	£57-35	£39-95
12" FANE " 12L	£59-95	£41-95
12" FANE " 12L BASS	£56-70	£39-95
15" TITAN T15/60 60w	£26-00	£17-95
15" TITAN T15/70 70w	£28-00	£19-95
15" TITAN T15/100 100w	£41-00	£28-95
15" FANE 'SPECIALIST' BASS 85	£39-95	£29-95
15" " BASS 100	£42-00	£31-50
15" GOODMANS 15PD	Sp. Price	£23-95
15" CELESTION G15C	£36-00	£26-95
15" FANE CRESCENDO/15	£72-95	£49-95
15" FANE CRESCENDO BASS	£76-00	£49-95
15" " 15/100LT	£74-69	£49-95
15" " 15/160 160w	£95-00	£69-95
15" " COLOSSUS 200w	£108-00	£69-95
18" TITAN T18/100 100w	£47-00	£33-95
18" GOODMANS 18P	50. Price	£39-95
18" CELESTION G18C	£53-00	£39-95
18" FANE CRESCENDO 18A	£101-95	£69-95
18" FANE CRESCENDO BASS	£89-95	£59-95
18" " COLOSSUS' 200w	£115-00	£69-95

HORN UNITS	(Carr. 85p)	£17-00	£13-75
CELESTION MH1000 25w		£17-00	£13-75
FANE 910 MK II 50w		£39-95	£42-45
" 920 100w		£7-95	£4-95
" 73 50w		£11-75	£7-95
" 104 50-70w		£16-95	£10-95

HIGH POWER 'CROSS-OVERS'	FANE HPX1R or HPX2R Carr. 35p	£3-25	£2-25
ADD-ON HIGH FREQUENCY UNITS	F.A.L. 'Add-on' Carr. £1	£51-84	£35-95
TITAN TH 70w Carr. £1		£33-00	£23-95
TITAN TS2H 100w Carr. £1		£33-00	£23-95
TITAN T2H Carr. £1		£39-00	£26-95

EXTRA SPECIAL MAIL ORDER OFFER
TITAN TA/50A 50w AMPLIFIER
High sensitivity. Multi purpose three ind. controlled inputs. Controls: Bass, Treble & Presence. Robust, well styled compact cabinet Black Vynide covered. Attractive Black/Silver Fascia. 12 months Guarantee, Carr £1 **£39-95**

PAIR FANE POP 15 12" SPEAKERS
Suitable for use with above when wired in series and housed in sealed cabinet **£9-95**

SUITABLE TWIN SPKR CABINET £11-95
Also for personal shoppers only
AMPS, T'ABLES, JINGLE MACHINES, DISCO CONSOLES, LIGHTING, CABINETS, CREDIT TERMS AVAILABLE order over £20
Phone orders accepted from Access & Barclay card holders.
Branches at
403 SAUCHIEHALL STREET
Tel: 041 332 0700
GLASGOW

24 NEWGATE SHOPPING CENTRE
Tel: 0632 25168
NEWCASTLE

Mail Orders & Export enquiries to NEWCASTLE Branch. PLEASE STATE IMPEDANCE. Add £1 carr. on Hi-Fi spkrs. or kits. Otherwise add £1.25 (12" Spkr). £1-50 (15") £2-50 (18")

THE WORLD'S FINEST FM TUNER MODULES OK?

We've said it before, and we'll say it again; We offer the Largest and the Best range of FM Tuner modules in the UK, Europe and we believe in the World. (Please advise us if you know differently.) We gasp when we read the unsupportable claims of other 'suppliers', describing things like deviation muting, which we have been offering in our 7030 FM IF system for ages. Long before most others gave it a thought. To read some adverts; you might imagine somebody had just discovered the wheel. Furthermore, we believe good signal processing is more important than rows of pretty lights and numbers, don't you?

The EF5400, a 4 stage varicap tunerhead, tuning 88-108MHz with a bias swing of just 2 - 8 volts DC. A single IC provides all functions, including PIN diode AGC drive, balanced mixer, RF amplifier. All this and edge connection too! £9.75 built.



ALL NEW CATALOGUE

To celebrate our new range of ICs, components, coils, filters, FM and AM modules etc., we are presenting an entirely new catalogue, which is free if you send an A4 SAE (15p stamp on it please), and the front page from one of our old catalogues. This offer ceases on May 31st 1978, when the normal price of 45p will apply. The new catalogue contains radio and wireless features centred on our new developments with Sprague, Telefunken and RCA, with the TDA1083 MW/LW/FM/Audio all-in-one IC system, the TDA1062 4 stage IC tunerhead, the CA3189E IF system, the Hitachi HA11219 FM noise blanking system and other radical new technology announced in the past few months. We are certain this will be of great value and interest to anyone concerned with radio and RF design.

The rest of our new range includes resistors, capacitors and many items that now complete our range for the electronics enthusiast and designer. We naturally carry the very latest in radio semiconductors, and are pleased to report many new developments in the past six months, that are now readily available, with technical backup, from Ambit. But quite apart from our technical capability, we think you will find our prices attractive, and our product always first quality.

Examples from the range of components, modules etc.:

Resistors 1/4 watt types in E12 series, 1 ohm to 10M ohms (Mullard/Iskra/piher) 15p/10
Minimum order 10 per value please. Minimum resistor-only order £1.50.

Ceramic plate and disc capacitors: only miniature and compact types eg. 10nF: 35p/10

CA3189E: RCA's new IF system, £2.75 inc. detector coil and 22uH choke.

TDA1083: Sprague/Telefunken AM/FM/Audio IC. 800mW output max £2.55

TDA1062: Telefunken FM tunerhead IC, good for 200MHz, £2.75

Modules as previously advertized, plus these new ones: EF5803, 93189, EF5400, MPX decoder:

91196B: The superior HA1196 now with a 2W monitor amplifier, and optional adjacent or



alternate channel notching facility, as well as a 55kHz low pass filter, pilot tone filters etc. £16.45

New from TOKO: CFM2 series 4 section ladder filters for 455kHz 6 & 12kHz versions £1.35 each,

CFM2 2 section mechanical filters for 455kHz, same size as CFS series filters! Plus others.....

ambit INTERNATIONAL
2 GRESHAM ROAD BRENTWOOD ESSEX

Always in the leading group, here is Ambit's 73189 IF system, optional 2 or 3 pole linear phase IF filters, 2xMOSFET IF AGC stage, with the CA3189E. £16.25 built and aligned.



The EF5803 here is shown less the triplate shielding can normally supplied

The EF5803: the ultimate? 2x low noise MOSFET RF stages with AGC, MOSFET mixer, very loose stage coupling for super high Q. Amplified local osc output. Used in conjunction with the 73189 system, provides 35dB S/N with 0.63uV PD input. And all these modules are British Made. EF5803: £19.75.

Prices exclude VAT. Postage 25p per order. Catalogue (see text) 45p. Telephone (0277)216029. Parking outside the front of our building.

VALVE BARGAINS

Any 5-64p, 10-£1.20, 50-£5.00. Your choice from the list below.

ECC82, EF80, EF183, EF184, EH90, PCF80, PCF80Z, PCL82, PCL84, PCL85, PCL86, PCL85, PCL805, PL504, PY81/800, PY88, 30PL14, 6F28, PFL200.

Colour Valves—PL508, PL509, PL519, PY500/A. All tested. 35p each.

Aerial Splitters—2 way, 75 OHMS, Inside Type, £1.50.

AERIAL BOOSTERS

Aerial boosters can produce remarkable improvements on the picture and sound, in fringe or difficult areas.

B11—For TH stereo and standard VHF/FM radio.

B12—For the older VHF television—Please state channel numbers.

B45—For Mono or colour this covers the complete UHF Television band.

All boosters are complete with battery with Co-ax plugs and sockets. Next to the set fitting. £4.20

MULLARD CAPACITORS

Type C280/1 Values from .01uF to 1.5uF, 250v/w & 400 v/w. Price per mixed Bargain Pack 100/£1.50, 500/£7.00


All prices include VAT. P&P 30p per order. Exports welcome at cost.

ELECTRONIC MAILORDER LTD.

42 BRIDGE STREET, RAMSBOTTOM, BURY, LANCs.

TEL: RAMS (070 682) 3036

INTER-LOCKING PLASTIC STORAGE DRAWERS



Newest, neatest system ever devised for storing small parts and components: resistors, capacitors, diodes, transistors, etc. Rigid plastic units interlock together in vertical and horizontal combinations. Transparent plastic drawers have label slots. 1D and 2D have space dividers. Build up any size cabinet for wall, bench or table top.

AS SUPPLIED TO POST OFFICE, INDUSTRY & GOVERNMENT DEPTS.

SINGLE UNITS (1D) (5ins x 2½ins x 2½ins). £2.90 DOZEN.

DOUBLE UNITS (2D) (5ins x 4½ins x 2½ins). £4.90 DOZEN.

TREBLE (3D) £4.90 for 8.

DOUBLE TREBLE 2 drawers, in one outer case (4D2), £7.25 for 8.

EXTRA LARGE SIZE (6D1) £6.25 for 8.

PLUS QUANTITY DISCOUNTS!

Orders over £20, less 5%

Orders over £60, less 7½%

PACKING/POSTAGE/CARRIAGE: Add 75p to all orders under £10. Orders £10 and over, please add 10% carriage.

QUOTATIONS FOR LARGER QUANTITIES

Please add 8% V.A.T. to total remittance

All prices correct at time of going to press

FLAIRLINE SUPPLIES (Dept. PW5)
124 Cricklewood Broadway, London NW2
Tel. 01-450 4844

Please mention
Practical
Wireless
when
replying
to
Advertisements

Revealed... the secret circuit of the 24 tune chroma-chime



Greensleeves • God Save the Queen • Rule Britannia
Land of Hope and Glory • O Come All Ye Faithful
Oranges and Lemons • Westminster Chimes • Sailor's Hornpipe
Beethoven's "Fare Knocking" • The Marseillaise • Mozart
Wedding March • Cook House Door • Star Spangled Banner
Beethoven's Ode to Joy • William Tell Overture
Soldier's Chorus • Twinkle, Twinkle Little Star
Great Gate of Kiev • Maryland • Deutschland über Alles
Bach • Colonel Bogie • The Lullaby

The Chroma-Chime is the world's first electronic musical door chime to use a pre-programmed microcomputer chip to generate tunes.

Now you can replace your old boring buzz, zing or ding with the sound of this remarkable feat of British engineering* capable of playing 24 well known melodies.

Really enjoyable to build, this kit will give you the satisfaction of assembling a first class professional product for yourself and give you and your callers entertainment for years to come as well as enhancing your home.

Buy your Chroma-Chime Kit now and get a free large poster (size approx. 23 1/2" x 16 1/2") of the original circuit diagram as above, which incidentally measures 36-24-36.

**This one was not done by our bird-brained designer on the back of a cigarette packet, as you can see!*

The CHROMA-CHIME is exclusively designed by

CHROMATRONICS
River Way, Harlow, Essex.

To CHROMATRONICS, River Way, Harlow, Essex, U.K.

Please send Chroma-Chime Kits at £18.00 each including VAT and post and packing
PLEASE USE BLOCK CAPITALS

Name _____

Address _____

I enclose cheque/PO value £ _____
or debit my ACCESS/BARCLAYCARD account No. _____

Signature _____

N.B. The CHROMA-CHIME is also available, fully assembled, price £ 19.95 inc VAT and post and packing.

PW 5 78



NOTICE TO READERS

When replying to Classified Advertisements please ensure:

- (A) That you have clearly stated your requirements.
- (B) That you have enclosed the right remittance.
- (C) That your name and address is written in block capitals, and
- (D) That your letter is correctly addressed to the advertiser.

This will assist advertisers in processing and despatching orders with the minimum of delay.

Receivers and Components

HI-FI BARGAINS

Special low prices for repair yourself (RY) Units

	Full Price	RY Price
20W stereo Hi-fidelity Amp.	£52-00	£28-00
	P. & P. £1-50	
Hi-fi stereo cassette Deck	£51-00	£36-00
	P. & P. £1-00	
25W stereo amp. plus turntable in case	£123-00	£80-00
	P. & P. £2-50	
10W tuner amp. plus auto change in case	£125-00	£80-00
	P. & P. £2-50	
70W speaker system full hi-fi spec. (carried full guarantee)	£198-00 pr.	£95-00 pr.
	P. & P. £3-00	

Range of repaired Videophone speakers at keen prices fully guaranteed. Send for list.

ALL PRICES INCLUDE V.A.T.

The repair yourself (RY*) items are brand new and complete with only minor faults. Full spares are available at low prices and there is a better than 75% chance of the unit being perfect.

These are incredible bargains to the enthusiast with limited funds.

ELBAR INDUSTRIES

7 Charlton Avenue, Bromley, Kent.
Telephone: 81 099 1010

BARGAINS GALORE: LM555CN 35p, 4148 3p, Log Pots 5K 16p, Chassis Sockets 11p, 914 3p, Cahbon Film Resistors 1/2W 100 for 80p, Veroboard 3/4 in x 5in 40p. Send now for complete list. Only extra 15p postage. **CLEVELAND SUPPLIES, P.O. Box 20, Howard Drive, Redcar, Cleveland.**

NOSTALGIA COLLECTING

VINTAGE RADIO

1920 to 1950

Receivers, valves, components, service data, historical research, books, magazines, repairs and restorations. A complete service for the collector and enthusiast of vintage radio.

S.a.s. with enquiries and for monthly newshat. Full 1977 catalogue, 70p post paid.

TUDOR REES (Vintage Services), 84, Broad Street, Staple Hill, Bristol, BS16 5NL. Tel. Bristol 965472.

SMALL ADS

The prepaid rate for classified advertisements is 20 pence per word (minimum 12 words), box number 60p extra. Semi-display setting £6.80 per single column centimetre (minimum 2.5 cms). All cheques, postal orders etc., to be made payable to Practical Wireless and crossed "Lloyds Bank Ltd". Treasury notes should always be sent registered post. Advertisements, together with remittance, should be sent to the Classified Advertisement Manager, Practical Wireless, Room 2337, IPC Magazines Limited, King's Reach Tower, Stamford St., London, SE1 9LS. (Telephone 01-261 5846)

CONDITIONS OF ACCEPTANCE OF CLASSIFIED ADVERTISEMENTS

1. Advertisements are accepted subject to the conditions appearing on our current advertisement rate card and on the express understanding that the advertiser warrants that the advertisement does not contravene any Act of Parliament nor is it an infringement of the British Code of Advertising Practice.
2. The publishers reserve the right to refuse or withdraw any advertisement.
3. Although every care is taken, the Publishers shall not be liable for clerical or printers' errors or their consequences.

VALVES

Radio - T.V. - Industrial - Transmitting and Projector Lamps

We dispatch Valves to all parts of the world by return of post, Air or Sea mail, 2700 Types in stock, 1930 to 1976. Obsolete types a speciality. List 20p. Quotation S.A.E. Open to callers Monday to Saturday 9.30 to 5.00 closed Wednesday 1.00. We wish to purchase all types of new and boxed Valves and Projector Lamps.

COX RADIO (SUSSEX) LTD.

Dept. P.W. The Parade, East Witterling, Sussex PO20 8BN
West Witterling 2023 (STD Code 024366)

LOUD STRENS 6v D.C. for Burglar Alarms £1.46 inclusive. Grimsby Electronics, Lambert Road, Grimsby, Humberside. Large selection components etc. List 10p.

24 HR. CLOCK/APPLIANCE TIMER KIT



Switches any appliance of up to 1KW on and off at preset times once a day. KIT contains: AY-5-1230 Clock Appliance Timer I.C., 0.5" LED display, mains supply, display drivers, switches LED's, Itrac, PCB's and full instructions. ONLY £13.75

White box 56 x 131 x 71mm with red acrylic window £2.20
White box as above drilled ready for KIT £2.50

DL727 Dual 0-5" 7 seg. LED Display	£1-50
AY-5-1230 Clock Appliance Timer I.C.	£4-85
LM3911 Thermometer/Temperature Control I.C.	£1-00
855 Timer I.C. 8 pin di1	36p (3 for £1-00)
741 Op Amp I.C. 8 pin di1	24p (5 for £1-00)

400V TRIACS Plastics	MINI MAINS TRANSFORMERS
3 A. 65p 20A 18p	8-0-8V 100mA 83p
8 3A. 79p 8 5A. with 12A 34p trigger 80p	12-0-12V 100mA 95p
18A 195p Diac 21p	L.E.D.s 0-2" Green 2p
*Isolated job	Red 10p (11 for £1)

QUANTITY DISCOUNTS ON REQUEST
ADD 8% VAT+25p P&P, MAIL ORDER ONLY TO.
T. K. ELECTRONICS (PW)
196 STUDLEY ORANGE ROAD, LONDON. W7 2LX.

ELECTROLYTIC CAPACITORS. Of assorted values and voltages 50 for 99p inc VAT. P&P 10p. **ELECTRONIC SUPPLIES, 588 Ashton Road, Hathershaw, Oldham, Lancs.** Tel: 061-652 9879.

ELECTROLYTIC CAPACITORS (VUF) 8 3V/470 5p; 1000 13p; 2200 14p; 3300 15p; 4700 16p; 10V/100 47 220 4p; 470 9p; 220 14p; 3300 18p; 10V/100 220 8p; 330 470 10p; 1000 28p; 25V/22 33 8p; 100 220 9p; 330 470 12p; 1000 20p; 33V/47 7p; 100 220 30p; 30p 30p; 50V/1 7p; 22 33 10p; 47 100 25p; 330 470 40p; 1000 65p
SWITCHES Toggle SPST 250 vac 2A 25p; Push-to-make SPST 250 vac 1A 30p;
MICRO SWITCH (with lever) 250 vac 1A 50p;
WAFFER SWITCH Single Pole (ceramic) 8 way x 3 80p; 3 way x 2 60p; 3 way x 4 70p; 3 way x 3 85p; Single Pole (SRP) 8 way x 6 130p; Assorted switches on 1 or more wafers 40p;
SILVER MICA (pl) 220, 10% 8p; 3300, 3300, 8200 1% 18p; 17000, 22000 1% 20p; 27000, 33000, 56000 1% 35p;
PRE-SET POTENTIOMETERS Carbon Linear 1w 2K, 5K, 7K, 10K, 15K, 25p; 470K, 1M, 3M, 5M, 20p; Wire Wound 10K, 50K, 80p;
TRIMMER CAPACITORS 0.5p-5p; 1 5p; 1 5p; 1 5p;
TANTALUM CAPACITOR 6V 20uF 330uF 10V/100uF 20p; 12V/12 5uF 5uF 14p; 15V/10 2uF 20V/1 5uF 13p; 35V/0.22uF 4.7uF 22uF 24p; ea;
RF CONNECTOR BNC Socket (Chassis Mounting) 80p;
BARRIER STRIP 7 way (4BA/Solder top) 35p; 3 way (4BA/Solder top) 25p;
EDGE CONNECTOR Double Sided 44 way 0.15" pitch 115p;
CERAMIC CAPACITORS (pl) 100V 20, 24, 33, 43, 50 3p; 200, 500, 750, 27000 4p;
Mail order only. P & P. 25p. Add 8% VAT.C.W.D.

STE Ltd. System Techniques (Electronics) Ltd., Dafield, Stick Hill, Edenbridge, Kent, TN9 5NL.

BRAND NEW COMPONENTS BY RETURN.

Electrolytic Capacitors 16V, 25V, 50V, 0.47, 1.0, 2.2, 4.7 & 10 mfd.-3p, 22, 47-35p, (50V-6p), 100-7p, (50V-8p), 220-8p, (50V-10p), 470-11p, (50V-16p), 1000/15V-15p, 1000/25V-18p, 1000/50V-22p.

Subminiature bead tantalum electrolytics. 0.1, 0.22, 0.47, 1.0 @ 35V, 4.7 @ 50V-8p, 2.2/35V @ 47/25V-9p, 10/25V, 15/16V-12p, 22/16V, 33/10V, 47/5V, 68 & 100 @ 3V-14p.

Mullard Miniature Ceramic E12 Series 63V 2%. 10 pf. to 47 pf.-3p, 56 pf. to 330 pf.-4p.

Vertical Mounting Ceramic Plate Caps. 30V, E12 12 pf.-1000 pf. E6 1500 pf.-47000 pf.-2p

Polystyrene E12 Series 63V, Hor. Mounting. 10 pf. to 1000 pf.-3p, 1200 pf. to 10000 pf.-4p.

Mullard Polyester 230V Vert. Mtg. E6 Series. 0.1 to 1-4p, .15, 22-5p, .33, .47-8p, .68-11p, 1.0-14p, 1.5-20p, 2.2-24p.

Mylar (Polyester) Film 100V, Vertical Mtg. .001, .002, .005-3p, .01, .02-4p, .04, .05-5p.

Miniature Film Resistors Highstab. E12 5%. 0.125 watt 10Ω to 2MΩ, 0.250 watt 1Ω to 10MΩ, (10% over 1M) 1p, 0.500 watt 10Ω to 2MΩ, 1p, 1.000 watt 10Ω to 10MΩ, 1p

1N4148-3p, 1N4002-3p, 1N4006-7p, 1N4007-8p, BC107/8/9, BC147/8/9, BC157/8/9, 8F194 & 7-9p, 20mm. fuses .15, .25, .5, 1.0, 2.0, 3.0 & 5A-3p, Printed Circuit Holders for 20mm. fuses-3p.

Post 10p (Free over £4). Prices VAT inclusive.

THE C. R. SUPPLY CO.

127, Chesterfield Road, Sheffield S8 0RN

TRANSISTORS, RESISTORS, CAPS, POTS, Plugs & Sockets, Zeners, TTL, Cable, Boxes. All at very good prices, 65 Railway Road, Leigh, Lancs. Telephone Leigh 679575.

BARGAIN SUPPLIES

"A" Barrel Kits all at 99p each, guaranteed 80% good devices, slightly out of manufacturers spec, but ideal for hobbyist.

KIT	QUANTITY	DESCRIPTION
A1	25	Linear IC's 741, 555, 381 etc.
A2	25	TTL 7400 series, large mix.
A3	25	Linear and digital mixed LED readouts, factory rejects you to test.
A4	7	
A5	25	NPN and PNP transistors TO18, TO92.

"B" Kits 100% devices, 99p each.
B1 3 TIP 41/A type plastic power
B2 2 240v/12-0-12 100mA plus P.C.B. This line P&P 40p.
B3 15 TO3 NPN silicon power transistors Push to make switches, 3 colours.
B4 5
B5 80 400 PIV 500mA silicon diodes.
B6 25 400mA zener diodes, mixed voltages.
B7 10 Low noise metal transistors 2N880.
U2 type re-chargeable Ni. Cads. £2.50p each. 1% resistors 20p each.
All prices include VAT, please add 20p per line P&P. **JONES SUPPLIES, 588 Ashton Rd., Oldham, Lancs.** TEL: 061-652-9878.

Radio Receivers

V.H.F./AIRBAND 88-135 MHz and M.W., Pocket Sets (Superhet plus Int. Speaker) £9.95, Mains-Battery Portables £13.55, prices include P&P & Accs. Noble Electronics, 26 Lloyd Street, Altrincham, Cheshire WA14 2DE. Tel: 061-941 4510.

Ladders

LADDERS. Varnished 20ft 9in extd., £29.72, carr. £2.40. Leaflets. Also alloy ext. up to 62ft 6in. Ladder Centre (WLS2), Halesfield (1) Telford. Tel: 586644. Callers welcome.

Radio Technicians

Government Communications Headquarters has vacancies for Radio Technicians. Applicants should be 19 or over.

STANDARDS required call for a sound knowledge of the principles of electricity and radio, together with 2 years' experience of using and maintaining radio and electronic test gear.

DUTIES cover highly skilled telecommunications/electronic work, including the construction, installation, maintenance and testing of radio and radar telecommunications equipment and advanced computer and analytic machinery.

QUALIFICATIONS: Candidates must hold either the City and Guilds Telecommunications Part 1 (Intermediate) Certificate or equivalent HM Forces qualifications.

SALARY (inc. supps.) from £2,673 at 19 to £3,379 at 25 (highest pay on entry) rising to £3,883 with opportunity for advancement to higher grades up to £4,297 with a few posts carrying still higher salaries.

Opportunities for service overseas.

Further particulars and application forms available from:

GCHQ

Recruitment Officer (Ref PW/5),
GCHQ, Oakley,
Priors Road, Cheltenham, GL52 5AJ.
Cheltenham (0242) 21491 Ext 2270.



Service Sheets

SERVICE SHEETS - COLOUR TV SERVICE MANUALS

Service Sheets for Mono TV, Radios, Record Players and Tape Recorders 75p. Please send large Stamped Addressed Envelope. We can supply manuals for most makes of Colour Television Receivers by return of post.

S.R.C. PYE ECKO PHILIPS IIT/KB SONY G.E.C. HITACHI BAIRD ULTRA INVICTA FERGUSON H.M.V. MARCONI AND MANY MORE

Let us quote you. Please send a Stamped Addressed Envelope for a prompt reply. Also comprehensive T.V. repair manuals by J. M. Court. S.A.E. for details. MAIL ORDER ONLY

G. T. TECHNICAL INFORMATION SERVICE

19 DRYDEN CHAMBERS, 119 OXFORD ST., LONDON W1R 1PA

BELL'S TELEVISION SERVICES for Service Sheets on Radio, TV, etc., 75p plus S.A.E. Colour TV Service Manuals on request. S.A.E. with enquiries to B.T.S., 190 King's Road, Harrogate, N Yorkshire. Tel: (0423) 55885.

LARGE SUPPLIER OF SERVICE SHEETS

All models at 75p PO/Cheques plus s.a.e. Except Colour and Car Radios. Free TV fault finding chart or TV list. Strictly by return.

C. CARANNA

7f Beaufort Park, London NW11 6BX
01-458 4882

SERVICE SHEETS for Radio, Television, Tape Recorders, Stereo, etc. With free fault-finding guide, from 50p and SAE. Catalogue 25p and SAE. HAMILTON RADIO, 47 Bohemia Road, St. Leonards, Sussex.

SERVICE SHEETS, Radio TV, etc., 10,000 models, Catalogue, 24p, plus SAE with orders, enquiries, Telray, 154 Brook Street, Preston PR1 7HP.

For Sale

COMPUTERISED CHESS Challenger Three Levels of skill normally £200, our price only £124.95. Mail Order only. JAGBERRY LTD., 95b Ardwell Avenue, Barking, Ilford, Essex.

NEW BACK ISSUES of "PRACTICAL WIRELESS" available 65p each post free. Open P.O./Cheque returned if not in stock—Bell's Television Services, 190 Kings Road, Harrogate, N. Yorks. Tel: (0423) 55885.

SEEN WHISTONS CAT? 5000 odds and ends, Mechanical/Electrical Cat free. WHISTON (Dept. PW), New Mills, Stockport.

Business Opportunities

RADIO COMPONENT & KIT Business for sale. Nominal payment for goodwill. Buyer purchases stock approx. £5,000. North London. Box No. 141.

Educational

GO TO SEA as a Radio Officer. Write: Principal, Nautical College, Broadwater, Fleetwood FY7 8JZ.

WHY NOT BE A Professional? New TEC Higher certificate in Marine Electronics. Apply Maritime Studies Department, Lowestoft College of Further Education, Lowestoft, Suffolk.

Books and Publications

SIMPLIFIED TV REPAIRS. Full repair instructions individual British sets £4.50, request free circuit diagram. Stamp brings details unique. TV Publications (Ause PW), 76 Church Street, Larkhall, Lanarkshire.

THE DALESFORD SPEAKER BOOK

by R. F. C. Stephens.

This book is a must for the keen home constructor. Latest technology DIY speaker designs. Contains full plans for infinite baffle and reflex designs for 10-100 Watts, also unusual centre-bass system for those who want Hi-Fi to be "Heard and not seen". £1.95 (£2.20 post paid, \$5 Overseas).

YAN KAREN PUBLISHING
5 SWAN STREET
WILMSLOW
CHESHIRE

YOU CAN'T HELP BUT MAKE MONEY. If you follow the planned and detailed information on how to start your own business rewinding Armatures, set out in the new manual which is profusely illustrated and leads you through easily understood stages of fault diagnosis, taking data, test procedures, laying down new windings, where to obtain work, how to cost jobs etc. NO PREVIOUS ELECTRICAL KNOWLEDGE REQUIRED. Complete instruction manual, £4, plus 30p P&P. CWO. Copper Supplies, 102 Parrswood Road, Withington, Manchester 20. Dept. PWB.

RADIO BOOK SERVICE

WORLD RADIO TV HANDBOOK 1978 Edition	£8.25
30 CMOS IC Projects (R. A. Penfold)	£1.05
A Practical Introduction to Digital ICs	£1.05
28 Tested Transistor Projects (R. Torrance)	£1.05
28 Projects using Relay, SCN's & TRIAC's (F. C. Rayer)	£1.20
How to build your own First Aid, Treasure Locators (F. C. Rayer)	£2.05
Practical Repair & Renovation of Colour TV's (C. F. Miller)	£1.05
Fun & Games with your Electronic Calculator (B. Ward)	£0.85
How to build Advanced Short Wave Receivers (R. A. Penfold)	£1.30
Radio Antenna Handbook for Long Distance Reception	£0.95
20 First Aid First Aid Transmitter Projects (F. C. Rayer)	£1.25
Servicing Transistor Radio Receivers	£0.95
Solid State Short Wave Receivers for Beginners	£1.05

PRICES INCLUDE POSTAGE & PACKING... S.A.E. FOR FULL LIST
4 CHICHESTER COURT, WICHAM HILL, BUCKINGHAM MK5 2JW

Aerials

ANTI-TVI TRAP-DIPOLES

CUT OUT TVI, SWL-ing and TX-ing. MODELS—SWL £29.81, 300W Tx or SWL £41.06. All complete inc. 70' feeder, VAT and Carriage. Send 10" x 7" 12ip SAE & 3p stamp for details, aerial article, test reports, testimonials. G2DYM, LAMBDA, WHITEBALL, WELLINGTON, SOMERSET

Wanted

WANTED. New Valves, Transistors. Top prices, popular types. Kensington Supplies (C), 367 Kensington Street, Bradford 8, Yorkshire.

"RADIO AND TELEVISION SERVICING" books wanted from 1964-65 edition up to date. £3.00 plus postage paid per copy by return of post. Bell's Television Services, 190 Kings Road, Harrogate, N. Yorks. Tel: (0423) 55885.

STEREO DECODER for Grundig KS540 Console. Stott, 16 Durlay Chine Court, West Cliff Road, Bournemouth. Tel: 24258.

Miscellaneous

100 Resistors 75p

1W 5% c/FILM 2-20-2M Ω (E12)
10 each of any value

Send stamped envelope for **FREE SAMPLE**

C90 CASSETTES 90p
C90 CASSETTES 45p
All prices include VAT.
Quantity Discounts
110 Units 5%
50 Units 7%
60 Units 10%

All Cassettes in Plastic Case with Index and Screwed Assembly.
Add postage 10p in £1.
SALOP ELECTRONICS
23 WYLE COP
SHREWSBURY.
Tel. 13299



ULTRASONIC MOVEMENT DETECTOR

At a price you can afford. Ideal for Burglar Alarms, Automatic Light Switching, etc. This is just one of the huge range of detection equipment available from CWAS, and is offered at the special fully inclusive price of £34.95 up to the end of May 1978. Send crossed P.O. cheque to:
CWAS, 11 Danbrook Walk, Bradford BD4 9QS
W. Yorks
Or S.A.E. for Price List.

3 1/2 DIGIT DVM MODULE KIT. Autozero, autopolarity only £37.50. SAE details. MLC, 116 College Road, Southwater, Horsham, Sussex.

EX MINISTRY EQUIPMENT

Aerial Rotation Motor units, complete with Remote Position Indicator connectors and Data. Transistor Curve Tracers. DC Motors. 5V DC Stabilised Power Supplies. Thumb Wheel Switches. Ten Turn Potentiometers. DC Milliammeters. Lever Switches. Seven Segment Gas Displays. Terminal Blocks. 12 Way Cable. 100 Way Cable. 240V Solenoids. Push Buttons. Odd Items of Test Equipment. Aircraft Instruments and Equipment. Lots of Items in Stock. 9" x 3" S.A.E. For List. Mail Order Only. Eidun Electronics, 31 Alexander Drive, Timperley, Cheshire, WA15 6NF.

PRINTED CIRCUITS and HARDWARE

Readily available supplies of Constructors' Hardware. Printed circuit boards, top quality for individual designs. Prompt service. Send 25p for catalogue from:

RAMAR CONSTRUCTOR SERVICES
Masons Road, Stratford-on-Avon, Warwick
Tel: 4878

ENAMELLED COPPER WIRE

SWG	1 lb	5oz	4oz	2oz
14-18	1.60	1.20	.80	.60
20-22	2.45	1.60	.82	.69
30-34	2.80	1.70	.89	.64
35-40	2.85	1.90	1.04	.75

Inclusive of P&P and VAT.
SAE brings Catalogue of copper and resistance wire in all coverings.

THE SCIENTIFIC WIRE COMPANY
PO Box 20, London E4 8SW
Reg. Office: 22 Coningsby Gardens.

BUILD THE TREASURE TRACER MK III Metal Locator



- Varicap tuning
- Britain's best selling metal locator kit!
- Fitted with Faraday shield.
- Speaker and earphone operation
- 4,000 already sold
- Knocks down to only 17in.
- Prebuilt search coil assembly
- Thoroughly professional finish
- As seen on BBC1 and BBC2 TV
- You only need soldering iron, screwdriver, pliers and snips
- Five transistor circuit

Send stamped, addressed envelope for leaflet

Complete Kit £15.95 Built & tested £20.95
Post £1.20 + £1.37 VAT Post £1.23 + £1.77 VAT

MINIKITS ELECTRONICS,
8a CLEVELAND ROAD,
LONDON, E15 2AN (Mail order only)

OUTSTANDING 2200 HI-FI FM TUNER.
Latest silicon superbet design, Varicap Tuning, Full Coverage 88-102 MHz. Ideal for Push button/Manual tuning. Supplied Built & Tested with full instructions only £9.95 (P&P 50p). **GREGG ELECTRONICS,** 86-88 Parchmore Rd, Thornton Heath, Surrey.

GOVERNMENT SURPLUS SUPER PACK 23 PLUS
5 DP Toggle switches. 8 various microswitches. 1 bank 5aP switches ON/OFF 5/13 5/16 flange for fitting. 4 mH electromagnets. 1 72" multicore cable. 1 12v heavy duty motor with pulley 2" x 1". 2 magnets. 1 60" spring coil lead.

PLUS Send £3.50 + 50p PP to **B.B. Supplies (Dept PW) 125, High Street, Deal, Kent. Tel: 0345 82378.**

4T inserts 1 1/2 x 1/2 20 ohm D.C. Ideal for microphone or speaker use. 50p each Inc P. & P. Quantity discounts available.

LOSING DX ?

FREE DX from tiring WHISTLES and CW interference **FAST** with a Tunable Audio Notch Filter. Sharp notch tunes 350-5000 Hz, includes speaker amplifier. **DIG OUT** the RARE DX for only £7.90. Get **SPOT-ON** the DX with a Crystal Calibrator—between your antenna and receiver. Switched equal-level 1 MHz, 100, 25 KHz markers to VHF, bypassed when off. **DIAL UP** the RARE DX for only £13.80. **SEND OFF NOW.** Each easy-assembly kit includes all parts, printed circuit, case, connectors etc, instructions, postage and money back assurance.

CAMBRIDGE KITS

45 (PE) Old School Lane, Milton, Cambridge.

We would like you to know that we make—

- ★ BEC Cabinets
- ★ Special cabinets
- ★ Prototype printed circuits
- ★ Instrument panels



We also have a quantity **GB3/AT Cabinet** punching service, and undertake artwork.

H. M. ELECTRONICS

273a Fullwood Rd : Sheffield S10 3DD
Tel: (0742) 669676
Send 15p (Refundable) for leaflets

SUPERB INSTRUMENT CASES by Bazelli, manufactured from P.V.C. faced steel. Hundreds of people and industrial users are choosing the cases they require from our vast range. Competitive prices start at a low 90p, chassis punching facilities at very competitive prices, 400 models to choose from, free literature (stamp would be appreciated). **BAZELLI,** Dept No 25, St. Wilfrid's, Foundry Lane, Halton, Lancaster LA2 6LT.

100 WATT GUITAR/PA/MUSIC AMPLIFIER

With superb treble, bass. Overdrive, slimline, 12 months guarantee. Unbeatable offer at £39. Also twin channel with separate treble/bass per channel £44. Money returned if not absolutely delighted within 7 days. Also fuzz boxes great sound, robust construction £4.60. Also 100 watt 12 in. speakers £22.50.

All inclusive of P.P. Send cheque or P.O. to:

WILLIAMSON AMPLIFICATION
82 THORNCLEAVE AVENUE, DUKINFIELD,
CHESHIRE. TEL: 061-544 5007

ORDER FORM PLEASE WRITE IN BLOCK CAPITALS

Please insert the advertisement below in the next available issue of Practical Wireless for insertions

I enclose Cheque/P.O. for £.....

(Cheques and Postal Orders should be crossed Lloyds Bank Ltd, and made payable to Practical Wireless).

NAME

ADDRESS

Send to: Classified Advertisement Manager

PRACTICAL WIRELESS,
GMC, Classified Advertisement Dept., Rm. 2337,
King's Reach Tower, Stamford Street,
London SE1 1LS Telephone 01-261 5343

Rate
20p per word, minimum 12 words. Box No. 60p extra.

Company registered in England, Registered No. 53626. Registered office: King's Reach Tower, Stamford Street, London SE1 6LS

Head Office and Warehouse
44A WESTBOURNE GROVE
LONDON W2 5SF
Tel: 727 5641/2/3

Z & I AERO SERVICES LTD.

Retail Shop
85 TOTTENHAM COURT ROAD
LONDON W1
Tel: 580 8403
Open all day Saturday

Please send all correspondence and Mail-Orders to Head Office

A SELECTION FROM OUR STOCKS OF FULLY GUARANTEED FIRST QUALITY VALVES

1B3GT	0-65	6AK6	0-75	6CW4	3-75	12BA6	0-65	ECL80	0-60	EZ80	0-50
1R4	0-50	6AK7	0-85	6CY5	1-00	12BE6	0-80	ECL81	0-75	GY501	0-90
1R5	0-50	6ALS	0-40	6CY7	1-00	12BH7A	0-75	ECL82	0-60	GZ30	0-65
1S4	0-40	6AM6	0-70	6DQ6B	1-45	12BY7A	0-80	ECL83	1-15	GZ32	0-65
1S3	0-40	6AMB	0-70	6DT6	0-80	35W4	0-70	ECL84	0-70	KT66	4-50
1T4	0-40	6AN5	2-50	6GH8A	0-80	50C5	1-00	ECL85	0-65	KT88	5-80
1U4	0-70	6AN6	0-85	6GK5	0-70	*75C1	0-80	ECL86	0-65	OA2	0-55
1U5	0-80	6AOS	0-85	6H	1-20	*85A2	0-85	EF80	0-40	OA3	0-75
1X2B	1-20	6ARS	0-70	6J5GT	0-80	*90C1	1-20	EF85	0-48	OB2	0-60
2CW4	4-50	6AS6	1-00	6J6	0-55	*807	1-00	EF86	0-60	OB3	0-75
*2D11	0-80	6AS7G	1-20	6J7	0-80	*811A	3-80	EF92	0-75	OC2	1-40
*3-500Z	40-00	6AT6	0-75	6K6GT	0-85	*829B	8-80	EF97	0-70	OC3	0-75
*3E29	8-50	6AUS	0-50	6L6GT	0-85	*832A	8-20	EF98	0-90	OD3	0-75
3Q4	0-75	6AV6	0-75	6N7GT	0-85	*866A	3-00	EF183	0-70	PABC80	0-45
3S4	0-50	6AW8A	0-75	6Q7	0-90	*872A	4-00	EF184	0-70	PC86	0-65
5AQ5	0-75	6AX4GTB	1-00	6SA7	0-80	*5763	2-85	EF1200	1-20	PC88	0-85
5AT8	0-80	6AX5GT	1-30	6S7	0-80	DAF96	0-60	EH90	0-60	PC92	0-85
5T4	0-75	6BA6	0-45	6SK7	0-80	DF96	0-60	EL34	0-95	PC95	0-70
5U4G	0-60	6BE6	0-48	6SL7GT	0-70	DK92	1-00	EL36	0-95	PC96	0-50
5U4GB	0-95	6BF5	0-85	6SN7GT	0-70	DL96	0-40	EL81	0-65	PC97	0-95
5U8	0-75	6BF6	0-75	6S7	0-80	ECC84	0-60	EL82	0-60	PC900	1-00
5V4G	0-60	6BH6	0-85	6V6GT	0-65	ECC85	0-48	EL83	0-60	PC884	0-50
5X4G	0-80	6BJ6	1-20	6X4	0-60	ECC86	1-25	EL84	0-45	PC885	0-60
5X8	0-90	6BN6	0-80	6X5GT	0-60	ECC88	0-75	EL86	0-75	PC888	0-65
5Y3GT	0-65	6BQ7A	0-65	12AC6	0-80	ECC89	0-80	EL95	0-70	PC889	0-75
5Z4GT	0-65	6BR8A	1-20	12AD6	0-80	ECC189	0-80	EL504	0-80	PCC189	1-00
6AB4	0-35	6BUB	0-85	12AE6	0-85	ECF80	0-60	EM80	0-65	PCF80	0-65
6AB7	0-60	6BW7	1-00	12AT6	0-60	ECF86	0-80	EM81	0-60	PCF82	0-45
6AC7	0-80	6BZ6	0-65	12AT7	0-50	ECF200	0-90	EM84	0-60	PCF84	0-65
6AF4A	0-80	6BZ7	0-70	12AU6	0-65	ECF201	0-90	EM87	1-00	PCF201	1-10
6AG5	0-65	6C4	0-55	12AU7	0-47	ECF801	0-95	EY51	0-60	PCF806	1-00
6AG7	0-85	6CB6	0-55	12AV6	0-85	ECF802	0-95	EY81	0-50	PCL81	0-65
6AH6	0-95	6CS7	0-85	12AV7	1-00	ECH81	0-55	EY87	0-50	PCL82	0-80
6AJ5	0-65	6CUS	1-00	12AX7	0-55	ECH83	0-40	EY88	0-55	PCL84	0-75
6AK5	0-55	6CU6	1-00	12AY7	0-85	ECH200	0-80	EY500A	1-50	PCL86	0-85

PCL805	0-75
PD510	3-35
PL36	1-10
PL81	0-80
PL82	0-55
PL83	0-50
PL84	0-75
PL95	0-70
PL504	1-05
PL508	1-30
PL802	2-80
PY81	0-70
PY82	0-55
PY83	0-70
PY88	0-75
PY500A	1-30
TT21	7-80
TT22	7-80
U25	1-00
U26	1-00
UABC80	0-58
UBC81	0-60
UBF89	0-60
UJL21	0-85
UCC84	0-75
UCC85	0-55
UCF80	0-75
UCH81	0-65
UCLB1	0-70
UCLB2	0-75
UFB3	0-80
UF85	0-80
UL84	0-85
UM80	0-60
UM81	0-75
UM84	0-45

AC/DC TAUT SUSPENSION MULTIMETERS TYPE U4315



Sensitivity D.C. 2,000 o.p.v.
Sensitivity A.C. 2,000 o.p.v.
D.C. Current 50µA-2.5A
A.C. Current 0.5mA-2.5A
D.C. Volts 75mV-1000V
A.C. Volts 1V-1000V
Resistance 300Ω-500kΩ
Capacity 0-5µF
Accuracy 2-5% D.C., 4% A.C.

Price complete with pressed steel carrying case and test leads. £15.85*
Packing & postage £1.50*

VAT is not included. Please add 12½% on all items except those marked with asterisk, on which VAT is 8%. Postage and packing charges are £0.10 per £ subject to a minimum of £0.30.

OUR NEW 1977/1978 CATALOGUE IS NOW READY AND WILL BE SENT ON RECEIPT OF REMITTANCE FOR £0.30

DO-IT-YOURSELF



Fittings and fitments for the Hi-Fi/DIY enthusiast. Over 600 items including joints, fastenings, 'bump free' lid stays and wall fittings you can order by post. All you need to build your own cabinets and install your equipment. Find it all in the WOODFIT DIY CATALOGUE/HANDBOOK (20p voucher enclosed in catalogue redeemable off first order.) SEND ONLY 30p FOR THIS GOLDMINE OF ITEMS AND INFORMATION.



Woodfit Ltd.

For fittings the trade use

32 Whittle Low Mill, Charley. Tel. Charley 79521

IT'S EASY WHEN YOU KNOW!

To avoid missing your copy of PRACTICAL WIRELESS—simply complete this order form and hand it to your newsagent.

ORDER FORM


To:

Address

Please reserve/deliver every month one copy of PRACTICAL WIRELESS until further notice.

My Name

Address



LOW PROFILE DIL SOCKETS. TIN PLATED.

Prices Per	1	5	10	25
8 Pin	10p	45p	85p	£2.00
14 Pin	12p	55p	£1.05	£2.50
18 Pin	15p	60p	£1.15	£2.75
28 Pin	25p	£1.20	£2.30	£3.50
40 Pin	40p	£1.80	£3.50	£8.25

STANDARD PROFILE DOUBLE SIDED DIL-SOCKETS.

14 Pin	14p	55p	£1.25	£3.00
18 Pin	15p	70p	£1.35	£3.25

Mounting Pads	10/Pack	50/Pack
TO5 4 Hole	9p	40p
TO18 4 Hole	9p	40p

CONVERTERS

TO9 TO DIL	55p	£2.50
TO100 TO DIL	55p	£2.50
TO92/98 TO TO5	9p	40p
TO16 TO TO5	9p	40p
TO98 TO505	9p	40p

DIDDLE CRADLES

10p	45p
-----	-----

Larger range of translator pads and insulating bushes in catalogue. All prices include V.A.T.

Post and Packaging 15p kits/pads/sockets/coolers. 45p for modded heat sinks.

MOULDED ELECTRONIC COMPONENTS INT. LTD., 34D QUARRY HILL ROAD TONBRIDGE, KENT. PHONE: 6732 383910

Full Illustrated Catalogue Send 30p For Post & Packing.
From... ..
MOULDED ELECTRONIC COMPONENTS INT. LTD.
34D QUARRY HILL ROAD,
TONBRIDGE
KENT
PHONE 6732 383910

Published on approximately the 7th of each month by IPC Magazines Limited, Westover House, West Quay Road, POOLE, Dorset BH15 1JG. Printed in England by Index Printers, Dunstable, Beds. Sole Agents for Australia and New Zealand—Gordon and Gotch (Asia) Ltd.; South Africa—Central News Agency Ltd.; Subscribers in IRELAND and OVERSEAS £10.00 payable to IPC Services, Oakfield House, Freymount Road, Haywards Heath, Sussex. PRACTICAL WIRELESS is sold subject to the following conditions, namely that it shall not, without the written consent of the Publishers first having been given, be lent, re-sold, hired out or otherwise disposed of by way of Trade at more than the recommended selling price shown on the cover, excluding Eire where the selling price is subject to V.A.T. and that it shall not be lent, re-sold, hired out or otherwise disposed of in a mutilated condition or in any unauthorised cover by way of Trade or affixed to or as part of any publication or advertising, literary or pictorial matter whatsoever.

U.K. RETURN OF POST MAIL-ORDER SERVICE ALSO WORLD WIDE EXPORT SERVICE

R.C.S. 100 watt MIXER/AMPLIFIER ALL VALVE



Four inputs. Four way mixing, master volume, treble and bass controls. Suits all speakers. This professional quality amplifier chassis is suitable for all groups, disco, P.A., where high quality power is required. 5 speaker outputs, A/C mains operated. Slave output. Produced by demand for a quality valve amplifier. Send for details.

Chassis only £94 carr. £5

CASSETTE TAPE RECORD/PLAYBACK MECHANISM

Complete with mono record/playback and erase heads. Five push buttons, record, play, forward, rewind and pause. Less motor, brand new £3.50 Post 50p.



10" ELAC HI-FI SPEAKER

Large ceramic magnet. Response: 60-18,000 cps. 18 ohm impedance. 10 watts. Post 40p

£4.50

TEAK VENEER HI-FI SPEAKER CABINETS

MODEL "A". 20 x 13 x 12in. For 12in. dia. or 10in speaker. 14.50 Post Illustrated. £1.80

MODEL "B" BOOKSHELF For 13 x 8in. or 8in. speaker £8.50 Post £1

MODEL "C" BOOKSHELF For 8in and tweeter. £5.95 post 75p

LOUDSPEAKER CABINET WADDING 18in. wide, 20p ft.

GOODMANS CONE TWEETER

3 1/2in. diam. 15,000 C.P.S. 25 WATTS 8 Ω £3.25
6in. EMI mid range £5.
10in. 30 watt GOODMANS woofer 4 ohm £10.00.
ELAC TWEETER 4 ohm 20 watt £2.50

BARGAIN 4 CHANNEL TRANSISTOR MONO MIXER. Add musical highlights and sound effects to recordings. Will mix Microphones, records, tape and tuner with separate controls into single output. 9 volt battery operated. £6.75



TWO CHANNEL STEREO VERSION OF ABOVE £8.50

BARGAIN 3 WATT AMPLIFIER. 4 Transistor Push-Pull Ready built with volume, treble and bass controls. 18 volt battery operated or Mains Supply £2.95.

THE "INSTANT" BULK TAPE ERASER & HEAD DEMAGNETISER

Suitable for cassettes, and all sizes of tape reels. A.C. mains 200/240V. Leaflet S.A.E. £4.95 Post 50p



WAFER THIN HEATING ELEMENTS

Size 101 x 8 1/2 in. Operating voltage 200/250V a.c. 250W approx. Suitable for Heating Pads, Food Warmers, Connector Heaters etc. Must be clamped between two sheets of metal or asbestos. ONLY 40p EACH (FOUR FOR £1.50)

BLANK ALUMINIUM CHASSIS, 18 s.w.g. 2 1/2in. sides, 6 x 4in. 95p; 8 x 6in. £1.40; 10 x 7in. £1.55; 14 x 9in. £1.90; 18 x 6in. £1.85; 12 x 3in. £1.20; 16 x 10in. £2.20; 12 x 6in. £1.70.
ALUMINIUM PANELS, 18 s.w.g. 6 x 4in. 20p; 8 x 6in. 40p; 10 x 7in. 50p; 12 x 9in. 60p; 14 x 9in. 80p; 18 x 6in. 75p; 14 x 9in. 80p; 12 x 12in. 80p; 14 x 10in. 95p.
ALUMINIUM ANGLE BRACKET 8 x 1 x 1in. 15p.
ALUMINIUM BOXES. MANY SIZES IN STOCK.
4 x 2 x 2in. 55p; 3 x 2 x 1in. 55p; 6 x 4 x 2in. 65p; 8 x 6 x 3in. £1.9; 4 x 4 x 4in. £1.20; 12 x 4 x 4in. £1.50.

DE LUXE BSR HI-FI AUTOCHANGER

Plays 12in, 10in, or 7in. records Auto or Manual. A high quality unit backed by BSR reliability with 12 months guarantee. A.C. 200/250V. size 13 1/2 x 11 1/2 in. Above motor board 33in. Below motor board 31in. With MAGNETIC STEREO CARTRIDGE £21.50 Cueing Device, Bias Compensator, Balswood Arm, All Post 75p



NEW DECKS
BSR MP80/P128 with Goldring G850 magnetic cartridge. £24.50

BSR Budget Autochanger with ceramic cartridge. £12.95

Garrard AP78. Single player less cartridge. £28.50

BSR P163. Belt Drive Turntable, less cartridge. £27.50

Garrard S309. Autochanger with ceramic cartridge. £14.95

Garrard Minichanger. Plays all size records. Ceramic cartridge. £9.95

BSR P192. Snake arm, fixed turntable, ceramic cartridge. £19.95

BAKER MAJOR 12" £15.00



Post £1
90-14,800 c/s. 12in. double cone, woofer and tweeter cone together with a BAKER ceramic magnet assembly having a flux density of 14,000 gauss and a total flux of 145,000 Maxwells. Bass resonance 40 c/s rated 25 watts. NOTE: 4 or 8 or 15 ohms must be stated.

MODULE KIT

30-17,000 c/s with tweeter, crossover, baffle 18 x 12 1/2in. Please state 4 or 8 or 15 ohms. £19.00 Post £1.60

BAKER SPEAKERS "BIG SOUND"

Robustly constructed to stand up to long periods of electronic power. As used by leading groups. Useful response 30-13,000 cps. Bass resonance 85 cps.

GROUP "25" £12.00 Post £1
12in. 30 watt 4, 8 or 15 ohms.

GROUP "35" £14.00 Post £1
12in. 40 watt 4, 8 or 15 ohms.

GROUP "50/12" £21.00 Post £1.60
12in. 60 watt professional model. 4, 8 or 15 ohms. Response - 30 - 18,000 cps. With aluminium pressure dome.

GROUP "50/15" £26.00 Post £1.60
15in. 75 watt 8 or 15 ohms.

Send for leaflets on Disco, P.A. and Group Gear.



BAKER 150 WATT QUALITY TRANSISTOR MIXER/AMPLIFIER

Professional amplifier using advanced circuit design. Ideal for disco, groups, P.A. or musical instruments. 4 inputs 4 way mixing. Master treble, bass and volume controls. 3 speaker output sockets to suit various combinations of speakers. 4-8-16 ohm. Slave output. A/C mains. Guaranteed. Details S.A.E. £75 Carr. £1.60



100 WATT DISCO AMPLIFIER

MADE BY JENNINGS MUSICAL INSTRUMENTS £59 Carr. £2
4 Speaker outputs volume, treble, bass, controls CAN BE USED AS 100 WATT SLAVE

B.S.R. SINGLE PLAYER DECK

3 speed. Plays all size records. Stereo Cartridge. Cueing device. Ideal Disco Deck. £15.50 Post 75p



DRILL SPEED CONTROLLER/LIGHT DIMMER KIT. Easy to build kit. Will control up to 500 watts AC mains. Post 36p £3.25

STEREO PRE-AMP KIT. All parts to build this pre-amp. 3 inputs for high medium or low gain per channel, with volume control and P.C. Board. Can be ganged to make multi-way stereo mixers. Post 25p £2.95

R.C.S. SOUND TO LIGHT DISPLAY

Complete kit of parts with R.C.S. printed circuit. Three channels. 600 to 1,000 watts each. Will operate from 200V, to 100 watts signal source. Cabinet extra £4. Price £17

200 Watt Rear Reflecting White Light Bulbs. Ideal for Disco Lights, Edison Screw Fitting 75p. Each.

MAINS TRANSFORMERS

Post 60p
6 VOLT 1 AMP. £1.00 3 AMP. £1.90 6 VOLT 3 AMP. £2.75
12 VOLT 300 MA. £1.00 750 MA. £1.30
30 VOLT 5 AMP. AND 24 VOLT 2 AMP. E.T. £3.45
20 VOLT 1 AMP. £2.00 20-0-20 VOLT 1 AMP. £2.95
30 VOLT 1 AMP. £2.50 40 VOLT 2 AMP. £2.95
0-20-40-0 VOLT 1 AMP. £3.50 2 x 18 VOLT 6 AMP. 20.
GENERAL PURPOSE LOW VOLTAGE. Voltages available at
2A, 3, 4, 5, 6, 8, 9, 10, 12, 15, 18, 24 and 30V £5.30
1A, 6, 8, 10, 12, 15, 18, 20, 24, 30, 36, 40, 48, 60 £5.30
6A, 6, 8, 10, 12, 15, 18, 20, 24, 30, 36, 40, 48, 60 £8.60
3A, 6, 8, 10, 12, 15, 18, 20, 24, 30, 36, 40, 48, 60 £11.00
5A, 6, 8, 10, 12, 15, 18, 20, 24, 30, 36, 40, 48, 60 £14.60

R.C.S. BOOKSHELF SPEAKERS

13 x 10 x 6in.
50 to 14,000 cps.
12 watts rms. 8 ohms
£19 pair Post £1.50



BAKER DISCO SPEAKERS HIGH QUALITY-BRITISH MADE

2 x 12" CABINETS

for Disco or PA All fitted with carrying handles and corners. Black vinyl covered. Other cabinets in stock. SAE for leaflet

60 WATT R.M.S. £52

With one horn £60

With two horns £68 Carr. £3

80 WATT R.M.S. £56


With one horn £64

With two horns £72 Carr. £3

100 WATT R.M.S. £69

With one horn £78

With two horns £86 Carr. £5



SINGLE 12inch CABS COMPLETE

30 WATT R.M.S. £32. WITH HORN £40.
40 WATT R.M.S. £34. WITH HORN £42.
60 WATT R.M.S. £41. WITH HORN £49.
CARR £3 EA.

"SUPERB HI-FI"

12in 25 watts

A high quality loudspeaker, its remarkable low cone resonance ensures clear reproduction of the deepest bass. Fitted with a special copper drive and concentric tweeter cone resulting in full range reproduction with remarkable efficiency in the upper register.
Bass Resonance 25cps
Flux Density 16,500 gauss
Useful response 30-17,000cps
8 or 16 ohms models.




£22.00 Post £2.60

"AUDITORIUM"

12in. 35 watts

A full range reproducer for high power. Ideal for Hi-Fi and Discotheques. Electric Guitars, public address, multi-speaker systems, electric organs.
Bass Resonance 35cps
Flux Density 15,000 gauss
Useful response 25-18,000cps
8 or 16 ohms models.



£21.00 Post £1.60

"AUDITORIUM"

15in. 45 watts

A high wattage loudspeaker of exceptional quality with a large response to above 8,000 cps. Ideal for Public Address, Discotheques, Electronic Instruments and the home Hi-Fi.
Bass Resonance 35cps
Flux Density 15,000 gauss
Useful response 20-14,000cps
8 or 16 ohms models.



£26.00 Post £1.60

Loudspeaker Cabinet Wadding 18in wide, 20p per ft.
Hi-Fi Enclosure Manual containing plans, design, crossover data and cubic tables. 68p.


E.M.I. 13 1/2 x 8in SPEAKER SALE!

With tweeter. And crossover. £7.95
10W. State 3 or 8 ohm. Post 45p

15W model £10.50 Post 65p

GOODMANS 20W Woofer £9.95 Post 65p

Size 12 x 10in 4 ohms. Rubber cone surround.



RADIO COMPONENT SPECIALISTS


Minimum post 30p. Components List 20p. Cash price includes VAT. Access & Barclay cards welcome. Phone your order Tel. 01-684 1665

337 WHITEHORSE ROAD, CROYDON

Open 9-6 Wed. 9-1 Sat. 9-5 (Closed for lunch 1.15-2.30)


MAPLIN

everything for the modern D.I.Y. electronics enthusiast and more.




100W RMS STEREO DISCO

A genuine 100W RMS per channel (both channels driven) stereo disco with auto fade on microphones, VU meters, full monitoring and cueing facilities and a very high quality light show. Complete construction booklet MES41 price 25p. Cabinet comes complete with lid and carrying handles.




10 CHANNEL STEREO GRAPHIC EQUALISER

A new design with no difficult coils to wind, but a specification that puts it in the top-flight hi-fi class. All this for around £70 including fully punched and printed metalwork and woodwork. Send for our component schedule now. Full construction details price 25p. (All prices include V.A.T. and p & p.)



INTEGRATED CIRCUITS

Over 35 pages in our catalogue devoted to hundreds of useful IC's. All with data, pin connections and many with applications circuits and projects to build. Post the coupon now!



VERY LOW-DISTORTION AUDIO OSCILLATOR

The very low distortion sine wave (<0.01%) output is suitable for testing very high quality hi-fi audio equipment. Also includes square wave output. Range 20Hz to 26kHz. Output 0V to 1V in three continuously variable steps. Total cost around £21. Full construction details in our catalogue. Send the coupon below, now! (All prices include V.A.T. and p & p.)




TOUCH-SENSITIVE PIANO

The revolutionary new IC AY-1-1320 first seen on 'Tomorrow's World' is now available. Complete kit of IC's to build a 60-note piano (18 x IC's) order as HQ53H price £36.86. Preliminary circuit details in our October newsletter. Complete design, PCB's attractive veneered wooden cabinet available soon. It's the most realistic-sounding electronic piano we've ever heard and includes simulated damping, loud and soft pedals. Full details in our newsletters. (All prices include V.A.T. and p & p.)




PEDAL UNIT

A completely self-contained pedal unit 13-note, 2-octave range, 4 organ stops. It can be added to any organ. A really unusual extra is the bass guitar stop which uses four envelope shapers to give a real bass guitar sound. A must for the solo guitarist. Full construction details in our catalogue—post the coupon below, now!



SWITCHES

We stock a wide range of switches including a really low-priced high quality interlocking push-button switch system which is extremely versatile. We've got toggle switches, slide switches, push switches, rotary switches—there are dozens to choose from, but it's only a tiny part of our fantastic range:

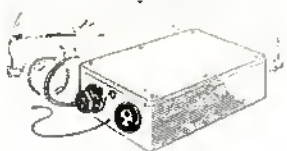


SYNTHESISER

The International 4600 Synthesiser. A very comprehensive unit. Over 400 sold. We stock all the parts costing less than £500 including fully punched and printed metalwork and a smart teak cabinet. Far less than half what you'd pay for a ready-made synthesiser of equal quality. Specification on request. Full construction details in our construction book £1.50 (All prices include V.A.T. and p & p.)



Our bi-monthly newsletter keeps you up to date with latest guaranteed prices - our latest special offers - details of new projects and new lines. Send 30p for the next six issues (5p discount voucher with each copy).



ELECTRONIC IGNITION SYSTEM

A high performance electronic ignition system that saves fuel, cuts points wear, gives strong spark and easy start even with very low battery, improves engine power at high revs. Change back to conventional system in seconds. Total cost around £14. Full construction details in our catalogue. Send the coupon below, now! (All prices include V.A.T. and p & p.)



POST THIS COUPON NOW FOR YOUR COPY OF OUR CATALOGUE PRICE 60p

Please rush me a copy of your 216 page catalogue I enclose 60p, but understand that if I am not completely satisfied I may return the catalogue to you within 14 days and have my 60p refunded immediately.

NAME _____
ADDRESS _____

IT'S A FANTASTIC BESTSELLER!
216 big (11" x 8") pages! Over a thousand illustrations! Over 30 pages of complete projects to build! Thousands and thousands of useful components described and illustrated! No wonder it's a bestseller!
DON'T MISS OUT! SEND 60p NOW!

MAPLIN ELECTRONIC SUPPLIES
P.O. BOX 3 RAYLEIGH ESSEX SS6 8LR
Telephone: Southend (0702) 715155
Shop: 284, London Road, Westcliff-on-Sea, Essex
Tel: 0702 715155