


PRACTICAL WIRELESS

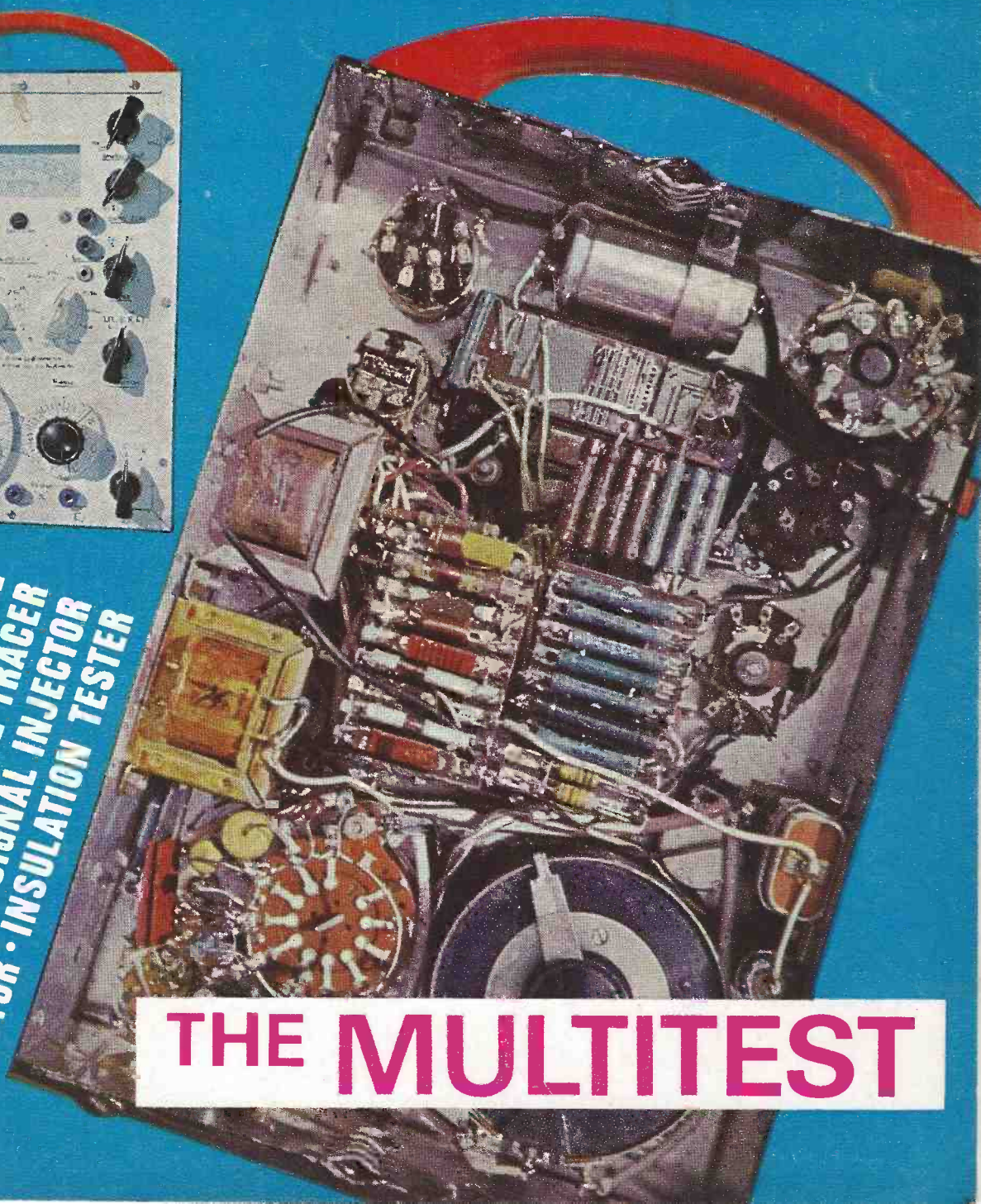
AUGUST
1966

216



...ATION TESTER
... TESTER • MULTIMETER • MULTIMETER
... L.C.R. BRIDGE • L.C.R. BRIDGE
... SIGNAL TRACER • SIGNAL TRACER
... SIGNAL INJECTOR • INSULATION TESTER

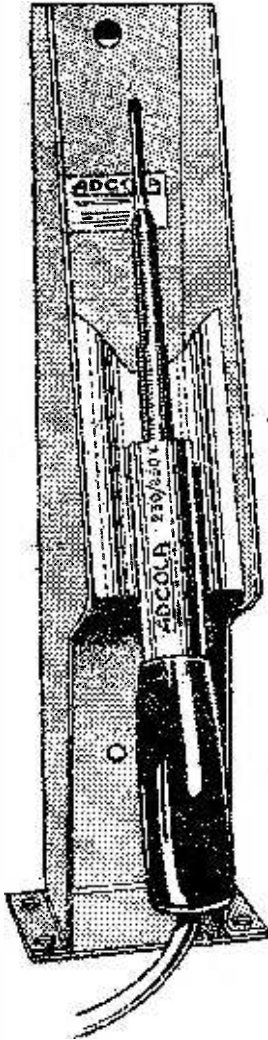
THE MULTITEST



ADCOLA
PRODUCTS LIMITED
 (Ink) Trade Mark

**SOLDERING INSTRUMENTS
 AND EQUIPMENT**

**DESIGNED FOR
 THE AMATEUR'S
 RADIO STATION**



ILLUSTRATED
 List No. 70 $\frac{1}{8}$ " BIT
 IN
 PROTECTIVE
 SHIELD
 List No. 68

for catalogue apply direct to:—
 Sales and Service Dept.
ADCOLA PRODUCTS LTD.,
ADCOLA HOUSE,
GAUDEN ROAD,
LONDON, S.W.4


Telephones MACaulay 0291/3 Telegrams SOLJOINT LONDON SW4

JACKSON

the big name in **PRECISION** components

MINIATURE AIR TRIMMER

Jackson type C16 is a robust air di-electric trimmer of very small size. Suitable for use in high grade equipment. The standard component is designed for mounting on its base by two 10 BA (-07in.) clearance holes; two other forms provide for printed-circuit mounting.



Price
9/6 each

Actual Size

- ★ Capacitances: 2.7-7.5pF, 3-8pF, 3-11.5pF.
- ★ Air gap 0.0075in.
- ★ Length back to front 0.4in. to 0.58in.
- ★ End area 0.375in. square.
- ★ Silver-plated brass vanes
- ★ Siliconed ceramic insulation
- ★ Beryllium copper rotor spring
- ★ Temperature coefficient plus 50 p.p.m. per deg. C.

MADE IN ENGLAND


Write for literature

JACKSON BROS. (LONDON) LTD.
 (Dept. P.W.) **KINGSWAY-WADDON, CROYDON,**
SURREY

Phone: Croydon 2754-5

Grams: Walfilco, Souphone. London

NOMBREX INSTRUMENTATION



**WIDE RANGE
 TRANSISTORISED
 SIGNAL GENERATOR
 MODEL 27**


- ★ Range 150Kc/s-350Mc/s
- ★ Direct Calibration
- ★ Mod. or Unmod. output
- ★ Accuracy better than 2%
 £10.16.9.

ALSO AVAILABLE

C. R. Bridge 62	..	£9.6.9
Inductance Bridge 66	..	£18.6.9
Power Supply Unit 61	..	£6.14.6

**WIDE RANGE TRANSISTORISED
 AUDIO GENERATOR 63**

- ★ Range 10c/s-100Kc/s
- ★ Sine or Square Wave
- ★ Accuracy & Low Dist.
- ★ Calibrated Output
 £17.1.9



All prices include battery, post and packing

S.A.E. for Leaflet Trade & Export Enquiries Invited Prompt Delivery

NOMBREX LTD INSTRUMENTS DIVISION

Estuary House, Camperdown Ter., Exmouth, Devon

VALUE IN VALVES GUARANTEED 3 MONTHS BY RETURN OF POST

Satisfaction or Money Back Guarantee on goods if returned unused within 14 days. ALL VALVES ARE NEW UNLESS OTHERWISE INFORMED. FREE TRANSIT INSURANCE. POSTAGE 1 valve 9d., 2-11 6d. per valve. Free over 12.

1L4	2/3	6L6G	7/-	30F5	3/3	E0F50	7/6	KT61	11/-	TDD4	7/-
1R5	4/9	6L18	7/9	30FL1	9/6	E0F52	7/6	KT63	5/9	U18	7/6
1S4	4/9	6LD20	3/6	30L15	9/6	E0H21	10/-	KT66	14/-	U22	6/9
1S5	4/6	6P25	11/-	30P4	9/6	E0H35	11/-	KT88	21/-	U25	8/6
1T4	3/-	6P28	9/-	30P12	7/-	E0H42	8/6	KTW61	5/9	U26	8/9
2D21	5/6	6A7G	3/6	30P11	9/6	E0H51	6/9	KTW63	5/-	U35	12/6
3A5	6/-	6A7GT	3/9	35C5	8/6	E0H83	7/6	KTZ63	7/-	U37	11/-
3Q4	5/3	6SL7GT	5/6	35L6GT	5/-	E0L80	5/9	MU14	7/-	U107	12/6
5U4G	4/6	6SN7GT	4/6	35W4	6/-	E0L82	7/6	N87	9/6	U191	9/6
5Y3GT	4/9	6U4GT	9/6	35Z4GT	5/6	E0L83	9/6	N108	13/-	U281	8/6
5Z4G	6/9	6V6GT	4/6	50L6GT	8/6	E0L88	9/6	N178	13/-	U282	15/-
6/80L2	3/9	6X4	4/6	185BTA	19/6	EF38	3/3	PC38	10/-	U329	8/6
6A8G	7/9	6X5G	5/-	807	8/-	EF40	10/-	PCC84	6/6	U801	18/-
6AK5	4/9	6X5GT	6/-	955	2/6	EF41	8/-	PCC85	7/6	U802	6/6
6AQ5	5/-	7B8	9/6	956	2/-	EF50	3/3	PC383	11/9	U841	6/6
6AT8	5/-	7B7	6/6	A231	7/9	EF80	4/3	PC389	9/9	UB041	7/6
6BA6	5/6	7C5	7/6	CE181	18/-	EF85	6/-	PC189	11/-	UB081	6/3
6BE6	5/6	7C6	6/9	CL33	9/-	EF88	7/6	PC380	6/9	UBF80	7/6
6BH6	5/-	7H7	5/-	CY31	7/6	EF89	6/6	PCF82	6/-	UBF90	7/6
6BJ6	5/-	7S7	14/6	DAF96	7/3	EF91	6/-	PCF86	8/3	UBL21	9/9
6BR7	3/6	7Y4	5/-	DF92	3/-	EF92	3/-	PCL82	8/3	UC92	6/6
6BW6	7/6	10C1	11/-	DF96	7/3	EF183	8/-	PCL83	8/9	UC93	7/3
6C4	2/3	10C2	12/6	DK92	7/-	EF184	8/-	PCL84	8/3	UCR90	8/6
6C5	5/6	10LD11	14/6	DL92	9/-	EL32	3/9	PCL85	8/3	UCH21	9/3
6C6	4/-	10P13	3/6	DL94	6/6	EL33	11/-	PCL86	9/6	UCH42	8/6
6C8	17/-	10P14	9/6	DL96	7/3	EL35	6/-	PL36	8/9	UCH81	7/-
6CDB6	3/-	12AT7	4/9	EABCS0	6/6	EL38	15/-	PL38	12/6	UCL82	8/-
6D6	6/6	12AU7	4/9	EAF42	7/6	EL41	8/6	PL81	7/6	UCL83	10/-
6F1	6/6	12AX7	6/-	EB41	4/-	EL42	8/6	PL82	5/9	UF42	7/9
6F6G	4/6	12Y7GT	8/6	EB42	4/6	EL43	6/9	PL83	6/6	UF42	7/9
6FL3	4/6	12K7GT	4/6	EBC33	9/-	EL44	6/9	PL84	7/-	UF85	7/6
6FL4	5/-	12K8GT	9/6	EBC41	6/6	EMS1	7/3	PY31	7/6	UF89	5/9
6FL5	3/6	12Q7GT	5/-	EBC81	6/6	EMS4	7/9	PY32	9/-	UL41	8/6
6FZ3	3/6	14S7	14/6	EBF80	7/6	EY51	7/8	PY33	9/-	UL44	14/-
6J5GT	4/6	19AQ5	5/6	EBF89	7/-	EY86	7/3	PY80	5/9	UL46	8/3
6J6	3/3	20D1	8/9	EEL21	10/6	EY88	8/6	PY81	5/9	UL84	6/9
6J7G	4/9	20F2	8/6	EEL40	6/6	EZ40	6/6	PY82	5/6	UM30	9/9
6J7GT	7/9	20L1	16/-	ECC81	4/9	EZ41	6/6	PY83	5/9	UY81	8/6
6K7G	1/6	20P1	9/6	ECC82	4/9	EZ80	5/6	PY88	8/6	UY41	6/-
6K7GT	4/9	20P3	9/6	ECC83	5/9	EZ81	6/-	PY800	6/6	UY85	5/6
6K8G	3/-	20P4	17/-	ECC84	7/-	FC4	3/-	PZ30	6/6	VR105	5/-
6K8GT	3/6	25L6GT	7/9	ECC85	5/6	GZ32	9/6	SP61	2/-	VR150	5/-
6L1	9/6	25Z4G	6/6	ECC88	9/-	GZ34	10/6	T41	6/9	X66	7/9

GRAM KITS

Autochanger portable consisting new 4 speed 10 record BSR UA14, superior quality, fully fitted portable cabinet with BSR cut-out, high gain 2 valve amplifier, Hi-Flux speaker, knobs, cable nothing else to buy normally 16 gns. **£9.10**

RADIOGRAM KITS—Modernise your old gram.

- 1 AM MONO** New super all wave de luxe superhet heavy chassis. 4 speed UA14 BSR changer and Hi-Flux 10" speaker. **£14.10**
- 2 AM/FM MONO**, as above but with FM band. **£19**
- 3 AM STEREO** as above with 2 Hi-Flux 10" speakers, stereo autochanger complete. **£19.19**
- 4 FM STEREO** as 3 but with FM band, de-luxe push button controls. **£25**

ELPICO MONO PREAMPS

DPA15. Latest black/satin chrome finish multiple input channels selector, base and treble controls. Matches all pickups and mikes. Provision tape recording. Normally 10 gns, our price **5 Gns.**

CAR RADIOS

Latest Autolux fully transistorised complete with speaker and fittings. Large purchase enables us to sell these superb sets (normally approx. 14 gns.) at the amazing price of **8 Gns.**

ENORMOUS PURCHASE. GUARANTEED. APPROX. HALF PRICE. WORLD FAMOUS MAKE

★ TAPE ★

We offer you fully tensilised polyester/nylon and P.V.C. tapes of identical quality hi-fi, wide range recording characteristics as top grade tapes. Quality control manufacture. They are truly worth a few more coppers than acetate, sub-standard, jointed or cheap imports. **TRY ONE AND PROVE IT YOURSELF!**

Standard Play		Double Play	
3in.	150ft. 2/3	3in.	300ft. 4/-
4in.	300ft. 4/6	4in.	600ft. 3/-
5in.	600ft. 7/6	5in.	1,200ft. 15/-
5 1/2in.	900ft. 10/6	5 1/2in.	1,800ft. 19/6
7in.	1,200ft. 12/6	7in.	2,400ft. 27/-
Long Play		Triple Play	
3in.	225ft. 2/9	4in.	900ft. 13/-
4in.	450ft. 5/6	5in.	1,800ft. 25/6
5in.	900ft. 10/6	5 1/2in.	2,400ft. 34/-
5 1/2in.	1,200ft. 13/-	7in.	3,600ft. 44/-
7in.	1,800ft. 18/6		

Quadruple Play
Postage 1/- reel 3in. 600ft. 8/-
Post Free less 5% on three reels.
Quantity and Trade enquiries invited.

SPEAKER FABRIC

Superior Gold/Brown Vynide with small perforations, gilt at 2/6 sq. ft. or 12 sq. ft. (4 x 3) for only **19/-**


100 HI-STABS 100Ω to 5mΩ **9/6**
CO-AX. low loss, 6d. yd., 25 yds. 11/6;
50 yds. 22/-; 100 yds. 42/6. Plugs, 1/3.

100 RESISTORS 1% to 5% **6/6**
MICROPHONE CABLE. Highest quality black, grey, white, 8d. per yard.

100 CONDENSERS **9/6**
Miniature Ceramic, Silver Mica, etc.
3pF to 1μF. LIST VALUE OVER 25.

Transistorised FM Tuner

HIGH QUALITY: LOW NOISE: BATTERY OR MAINS OPERATION
HIGH SENSITIVITY NEGATIVE EARTH



A RARE NEW CONCEPT IN DESIGN

Reproduction stands favourable comparison with tuners costing 3 times as much. Come and hear it (and compare it) at any of our branches or send to Brighton without delay as we anticipate a very heavy demand.

This beautifully compact 6 transistor + 3 diodes machine (size 6in. x 4in. x 2 1/2in.) will give quieter, more interference-free reception. Frequency Range 88-108 m/c. I.F. 10.7 m/c. Sensitivity 10μV. input for 10mV output. Months of use from a standard 9 volt battery or its small power requirements can be drawn from any amplifier. Low noise frequency changer with smooth 2 gang tuning feeding no less than three I.F. stages coupled to a double-tuned discriminator terminating in an L.F. stage giving ample output for all quality amplifiers.

avoid disappointment
ORDER NOW £8-10

15 Watt TUNER AMPLIFIER KIT

consisting of FMT41 tuner and the excellent Sinclair Z12 (built) together with complete integrated control kit consisting complete vol. on/off, treble and base, component sets with complete connecting instructions and circuits.

£13 19s.

or complete with AC mains power pack £17.18.5. Complete control kit only with circuits 25/-.

BARGAIN 7lb. PARCELS

Including variable condensers, i.f. coils, loudspeaker plugs/sockets, knobs, pots, condensers, resistors, nuts, bolts, cabinet fittings, switches, transformer choke, rectifier, transistors. List value **17/6** over 26 Carr. 5/- Try one!

TRANSISTOR PLAYERS

UA2588 Autochanger, 2 external inputs (mike etc.); External speaker socket. with hi-flux speakers, mixer, base, treble controls, really de-luxe portable, large satin chrome control panel. **17 Gns.** Normal price 25 gns.

TRANSISTORS

Mullard Matched Output Kits OC81D and 2-OC21 **9/6**
R.F. Kits OC44, OC45 2-OC3 transistors **9/6**

GERMANIUM DIODES

General Purpose miniature detector A.V.C. etc. 6/8 doz. Gold Bonded highest quality Individually tested 9/6 doz. **1/-**

SILICON RECTIFIERS

Guaranteed performance. Top makes Tested 250v. working. 120 ma. 500 ma. (3 for 6/6) **2/9** (3 for 19/6) **7/6**

Stockists of Leak, Quad, Chapman, Goodman, Armstrong, Triplidone, Linear, Rodgers, Truvox, Ferrograph, Wharfedale, etc., etc. Post: 1lb. 1/6, 1 1/2lb. 2/6, 2lb. 3/9, 4lb. 3/3, 6lb. 4/-, 14lb. 5/6.

All Mail Orders:—DEPT. E7, Devonian Court

★ BRIGHTON Park Crescent Place. Tel. 680722

★ LONDON 10 Tottenham Court Road. Tel. MUSEum 2639.

★ PORTSMOUTH 350-352 Fratton Road, Tel. 22034.

★ SOUTHAMPTON 72 East Street, Tel. 25551.

All Branches—E.C. Weds.



BENTLEY ACUSTIC CORPORATION LTD.

Suppliers to H.M. Government

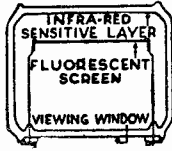
38 CALVERT ROAD, LONDON, N.W.1

Telephone: PRIMROSE 9090

NEAREST UNDERGROUND: CHALK FARM. ALL GOODS LISTED BELOW, ACTUALLY IN STOCK, ALL GOODS ARE NEW, BEST QUALITY BRANDS ONLY, AND SUBJECT TO MAKERS' FULL GUARANTEE, PLEASE NOTE THAT WE DO NOT SELL ITEMS FROM USED EQUIPMENT NOR MANUFACTURERS' SECONDS & REJECTS, WHICH ARE OFTEN DESCRIBED AS "NEW AND TESTED" BUT HAVE A SHORT AND UNRELIABLE LIFE. ALL VALVES ARE INDIVIDUALLY BOXED AND BRANDED

0A2 5/9	6BW7 5/-	7B7 7/-	80C1 6/6	AC/SG 22/6	EB34 1/-	EL95 5/-	N78 37/10	SP42 12/6	VMS4B 12/-	GET103 7/-
0B2 4/6	6BX6 4/3	7C6 6/9	80C15 10/-	AC/SG/VM-	EB41 4/9	EL860 20/-	N108 28/2	SP61 2/-	VP2 3/6	GET104 12/-
0Z4GT 6/3	8C4 2/3	7C7 5/-	80C17 11/9	AC/TH110-	EB01 3/3	EL820 18/4	N339 25/2	SP25 27/2	VP2B 3/6	GET106 17/-
1A3 2/6	8C5 4/-	7D3 15/-	80C18 8/-	AC/TP 18/-	EB03 20/6	EL822 22/6	P41 3/6	T41 9/-	VP4 14/8	GET111 12/-
1A4 12/6	8C6 3/-	7D5 14/8	80C19 8/6	AC/VP112-	EB04 6/6	EM71 15/6	P51 2/6	TDD2 12/6	VP4A 14/6	GET113 6/9
1A5 5/6	8C9 10/9	7F7 7/-	80F11 9/3	AC/VP212-	EB08 6/6	EM80 6/-	PABC80 7/6	TDD4 7/8	VP4B 12/-	GET114 6/6
1A7GT 7/-	8C10 1/-	7H7 5/9	80F14 11/-	ATP 2/3	EB09 6/3	EM81 7/-	PC86 9/-	TH4B 10/-	VP13C 7/-	GET116 17/-
1C1 4/6	8C12 5/8	7R7 12/6	80L1 5/6	AZ1 2/3	EB09 3/6	EM84 6/-	PC88 9/-	TH21C 10/6	VP23 2/6	GET173 9/3
1C2 8/6	8C16 18/-	7V7 5/-	80L15 10/3	AZ1 7/6	EB09 5/6	EM87 6/6	PC89 5/6	TH30 14/6	VP41 5/-	GET174 9/6
1C3 6/6	8C17 9/6	7Y4 5/-	80L17 11/6	AZ1 7/6	EB09 5/6	EM87 6/6	PC87 5/6	TH33 6/9	VP133 9/9	GEX13 3/6
1C5 4/6	8C18 5/-	8D2 2/6	80P4 12/-	AZ1 7/6	EB09 5/6	EM87 6/6	PC90 9/6	TP2 5/-	VP25 2/6	GEX15 3/6
1C6 10/6	8C19 24/-	9BW3 9/6	80P12 7/6	B36 4/9	EB09 5/6	EM87 6/6	PC94 5/6	TP25 5/-	VP105 5/6	GEX16 3/6
1D5 6/6	8D1 1/8	9D2 3/-	80P16 5/3	B319 5/6	EB12 10/3	EY83 9/3	PC98 5/6	TP26 7/6	VP150 4/6	GEX15 6/6
1D6 9/6	8D3 9/6	9D7 7/6	80P19 12/-	B349 10/3	EC52 4/3	EY84 9/6	PC98 10/6	TP26 7/6	VP151 4/6	GEX16 6/6
1FD1 9/6	8D6 3/-	10C1 9/9	80P21 9/6	B719 5/3	EC53 12/6	EY86 5/6	PC99 11/6	UABC80 5/-	VP150 4/6	GEX16 15/-
1FD9 9/6	8D8 5/6	10C2 12/6	80P23 10/6	BL3 10/6	EC54 6/-	EY87 6/6	PC99 8/9	UAF42 7/-	VP151 4/6	MAT100 7/6
1G6 6/6	8E1 9/6	10D1 7/-	80P24 11/6	BL3 10/6	EC54 6/-	EY88 10/6	PC99 8/9	UB41 12/6	VP151 4/6	MAT101 8/6
1H5GT 6/6	8F6G 3/9	10D2 11/8	80P25 11/6	CL3 11/6	EC54 6/-	EY91 3/3	PC98 2/3	UBC41 6/6	VP120A 10/6	MAT102 7/6
1L4 2/6	8F6GT 7/6	10F1 9/9	35/51 12/6	CL3 11/6	EC54 6/-	EZ35 5/3	PC98 2/3	UBC81 6/6	VP133 7/-	MAT103 7/6
1L4A 17/6	8F7G 5/-	10F9 9/9	35A5 15/-	CV6 2/6	EC54 6/-	EZ40 5/6	PC98 2/3	UBC81 6/6	VP151 4/6	OAS1 3/6
1L4B 16/10	8F8 5/-	10F18 9/9	35B4 14/6	CV6 2/6	EC54 6/-	EZ40 5/6	PC98 2/3	UBC81 6/6	VP151 4/6	OAS1 3/6
1L5 10/6	8F9 5/-	10F18 9/9	35B4 14/6	CV6 2/6	EC54 6/-	EZ40 5/6	PC98 2/3	UBC81 6/6	VP151 4/6	OAS1 3/6
1L5GT 6/6	8F10 5/-	10F18 9/9	35B4 14/6	CV6 2/6	EC54 6/-	EZ40 5/6	PC98 2/3	UBC81 6/6	VP151 4/6	OAS1 3/6
1P1 6/6	8F15 10/9	10P14 11/6	35Z6GT 6/9	CY1 16/4	EC34 21/7	FC2 14/6	PC98 12/9	UC85 8/-	VP151 4/6	OAS1 3/6
1P10 4/3	8F16 5/-	11D3 17/6	40M4 6/6	CY1 16/4	EC34 21/7	FC2 14/6	PC98 12/9	UC85 8/-	VP151 4/6	OAS1 3/6
1P11 5/6	8F17 12/6	11D5 17/6	41MTH 10/6	DI 1/8	EC34 21/7	FC2 14/6	PC98 12/9	UC85 8/-	VP151 4/6	OAS1 3/6
1P12 4/6	8F18 12/6	11D5 17/6	41MTH 10/6	D15 12/6	EC34 21/7	FC2 14/6	PC98 12/9	UC85 8/-	VP151 4/6	OAS1 3/6
1P13 4/6	8F19 12/6	11D5 17/6	41MTH 10/6	D15 12/6	EC34 21/7	FC2 14/6	PC98 12/9	UC85 8/-	VP151 4/6	OAS1 3/6
1P14 4/6	8F20 12/6	11D5 17/6	41MTH 10/6	D15 12/6	EC34 21/7	FC2 14/6	PC98 12/9	UC85 8/-	VP151 4/6	OAS1 3/6
1P15 4/6	8F21 12/6	11D5 17/6	41MTH 10/6	D15 12/6	EC34 21/7	FC2 14/6	PC98 12/9	UC85 8/-	VP151 4/6	OAS1 3/6
1P16 4/6	8F22 12/6	11D5 17/6	41MTH 10/6	D15 12/6	EC34 21/7	FC2 14/6	PC98 12/9	UC85 8/-	VP151 4/6	OAS1 3/6
1P17 4/6	8F23 12/6	11D5 17/6	41MTH 10/6	D15 12/6	EC34 21/7	FC2 14/6	PC98 12/9	UC85 8/-	VP151 4/6	OAS1 3/6
1P18 4/6	8F24 12/6	11D5 17/6	41MTH 10/6	D15 12/6	EC34 21/7	FC2 14/6	PC98 12/9	UC85 8/-	VP151 4/6	OAS1 3/6
1P19 4/6	8F25 12/6	11D5 17/6	41MTH 10/6	D15 12/6	EC34 21/7	FC2 14/6	PC98 12/9	UC85 8/-	VP151 4/6	OAS1 3/6
1P20 4/6	8F26 12/6	11D5 17/6	41MTH 10/6	D15 12/6	EC34 21/7	FC2 14/6	PC98 12/9	UC85 8/-	VP151 4/6	OAS1 3/6
1P21 4/6	8F27 12/6	11D5 17/6	41MTH 10/6	D15 12/6	EC34 21/7	FC2 14/6	PC98 12/9	UC85 8/-	VP151 4/6	OAS1 3/6
1P22 4/6	8F28 12/6	11D5 17/6	41MTH 10/6	D15 12/6	EC34 21/7	FC2 14/6	PC98 12/9	UC85 8/-	VP151 4/6	OAS1 3/6
1P23 4/6	8F29 12/6	11D5 17/6	41MTH 10/6	D15 12/6	EC34 21/7	FC2 14/6	PC98 12/9	UC85 8/-	VP151 4/6	OAS1 3/6
1P24 4/6	8F30 12/6	11D5 17/6	41MTH 10/6	D15 12/6	EC34 21/7	FC2 14/6	PC98 12/9	UC85 8/-	VP151 4/6	OAS1 3/6
1P25 4/6	8F31 12/6	11D5 17/6	41MTH 10/6	D15 12/6	EC34 21/7	FC2 14/6	PC98 12/9	UC85 8/-	VP151 4/6	OAS1 3/6
1P26 4/6	8F32 12/6	11D5 17/6	41MTH 10/6	D15 12/6	EC34 21/7	FC2 14/6	PC98 12/9	UC85 8/-	VP151 4/6	OAS1 3/6
1P27 4/6	8F33 12/6	11D5 17/6	41MTH 10/6	D15 12/6	EC34 21/7	FC2 14/6	PC98 12/9	UC85 8/-	VP151 4/6	OAS1 3/6
1P28 4/6	8F34 12/6	11D5 17/6	41MTH 10/6	D15 12/6	EC34 21/7	FC2 14/6	PC98 12/9	UC85 8/-	VP151 4/6	OAS1 3/6
1P29 4/6	8F35 12/6	11D5 17/6	41MTH 10/6	D15 12/6	EC34 21/7	FC2 14/6	PC98 12/9	UC85 8/-	VP151 4/6	OAS1 3/6
1P30 4/6	8F36 12/6	11D5 17/6	41MTH 10/6	D15 12/6	EC34 21/7	FC2 14/6	PC98 12/9	UC85 8/-	VP151 4/6	OAS1 3/6
1P31 4/6	8F37 12/6	11D5 17/6	41MTH 10/6	D15 12/6	EC34 21/7	FC2 14/6	PC98 12/9	UC85 8/-	VP151 4/6	OAS1 3/6
1P32 4/6	8F38 12/6	11D5 17/6	41MTH 10/6	D15 12/6	EC34 21/7	FC2 14/6	PC98 12/9	UC85 8/-	VP151 4/6	OAS1 3/6
1P33 4/6	8F39 12/6	11D5 17/6	41MTH 10/6	D15 12/6	EC34 21/7	FC2 14/6	PC98 12/9	UC85 8/-	VP151 4/6	OAS1 3/6
1P34 4/6	8F40 12/6	11D5 17/6	41MTH 10/6	D15 12/6	EC34 21/7	FC2 14/6	PC98 12/9	UC85 8/-	VP151 4/6	OAS1 3/6
1P35 4/6	8F41 12/6	11D5 17/6	41MTH 10/6	D15 12/6	EC34 21/7	FC2 14/6	PC98 12/9	UC85 8/-	VP151 4/6	OAS1 3/6
1P36 4/6	8F42 12/6	11D5 17/6	41MTH 10/6	D15 12/6	EC34 21/7	FC2 14/6	PC98 12/9	UC85 8/-	VP151 4/6	OAS1 3/6
1P37 4/6	8F43 12/6	11D5 17/6	41MTH 10/6	D15 12/6	EC34 21/7	FC2 14/6	PC98 12/9	UC85 8/-	VP151 4/6	OAS1 3/6
1P38 4/6	8F44 12/6	11D5 17/6	41MTH 10/6	D15 12/6	EC34 21/7	FC2 14/6	PC98 12/9	UC85 8/-	VP151 4/6	OAS1 3/6
1P39 4/6	8F45 12/6	11D5 17/6	41MTH 10/6	D15 12/6	EC34 21/7	FC2 14/6	PC98 12/9	UC85 8/-	VP151 4/6	OAS1 3/6
1P40 4/6	8F46 12/6	11D5 17/6	41MTH 10/6	D15 12/6	EC34 21/7	FC2 14/6	PC98 12/9	UC85 8/-	VP151 4/6	OAS1 3/6
1P41 4/6	8F47 12/6	11D5 17/6	41MTH 10/6	D15 12/6	EC34 21/7	FC2 14/6	PC98 12/9	UC85 8/-	VP151 4/6	OAS1 3/6
1P42 4/6	8F48 12/6	11D5 17/6	41MTH 10/6	D15 12/6	EC34 21/7	FC2 14/6	PC98 12/9	UC85 8/-	VP151 4/6	OAS1 3/6
1P43 4/6	8F49 12/6	11D5 17/6	41MTH 10/6	D15 12/6	EC34 21/7	FC2 14/6	PC98 12/9	UC85 8/-	VP151 4/6	OAS1 3/6
1P44 4/6	8F50 12/6	11D5 17/6	41MTH 10/6	D15 12/6	EC34 21/7	FC2 14/6	PC98 12/9	UC85 8/-	VP151 4/6	OAS1 3/6
1P45 4/6	8F51 12/6	11D5 17/6	41MTH 10/6	D15 12/6	EC34 21/7	FC2 14/6	PC98 12/9	UC85 8/-	VP151 4/6	OAS1 3/6
1P46 4/6	8F52 12/6	11D5 17/6	41MTH 10/6	D15 12/6	EC34 21/7	FC2 14/6	PC98 12/9	UC85 8/-	VP151 4/6	OAS1 3/6
1P47 4/6	8F53 12/6	11D5 17/6	41MTH 10/6	D15 12/6	EC34 21/7	FC2 14/6	PC98 12/9	UC85 8/-	VP151 4/6	OAS1 3/6
1P48 4/6	8F54 12/6	11D5 17/6	41MTH 10/6	D15 12/6	EC34 21/7	FC2 14/6	PC98 12/9	UC85 8/-	VP151 4/6	OAS1 3/6
1P49 4/6	8F55 12/6	11D5 17/6	41MTH 10/6	D15 12/6	EC34 21/7	FC2 14/6	PC98 12/9	UC85 8/-	VP151 4/6	OAS1 3/6
1P50 4/6	8F56 12/6	11D5 17/6	41MTH 10/6	D15 12/6	EC34 21/7	FC2 14/6	PC98 12/9	UC85 8/-	VP151 4/6	OAS1 3/6
1P51 4/6	8F57 12/6	11D5 17/6	41MTH 10/6	D15 12/6	EC34 21/7	FC2 14/6	PC98 12/9	UC85 8/-	VP151 4/6	OAS1 3/6
1P52 4/6	8F58 12/6	11D5 17/6	41MTH 10/6	D15 12/6	EC34 21/7	FC2 14/6	PC98 12/9	UC85 8/-	VP151 4/6	OAS1 3/6
1P53 4/6	8F59 12/6	11D5 17/6	41MTH 10/6	D15 12/6	EC34 21/7	FC2 14/6	PC98 12/9	UC85 8/-	VP151 4/6	OAS1 3/6
1P54 4/6	8F60 12/6	11D5 17/6	41MTH 10/6	D15 12/6	EC34 21/7	FC2 14/6	PC98 12/9	UC85 8/-	VP151 4/6	OAS1 3/6
1P55 4/6	8F61 12/6	11D5 17/6	41MTH 10/6	D15 12/6	EC34 21/7	FC2 14/6	PC98 12/9	UC85 8/-	VP151 4/6	OAS1 3/6
1P56 4/6	8F62 12/6	11D5 17/6	41MTH 10/6	D15 12/6	EC34 21/7	FC2 14/6	PC98 12/9	UC85 8/-	VP151 4/6	OAS1 3/6
1P57 4/6	8F63 12/6	11D5 17/6	41MTH 10/6	D15 12/6	EC34 21/7	FC2 14/6	PC98 12/9	UC85 8/-	VP151 4/6	OAS1 3/6
1P58 4/6	8F64 12/6	11D5 17/6	41MTH 10/6	D15 12/6	EC34 21/7	FC2 14/6	PC98 12/9	UC85 8/-	VP151 4/6	OAS1 3/6
1P59 4/6	8F65 12/6	11D5 17/6	41MTH 10/6	D15 12/6	EC34 21/7	FC2 14/6	PC98 12/9	UC85 8/-	VP151 4/6	OAS1 3/6
1P60 4/6	8F66 12/6	11D5 17/6	41MTH 10/6	D15 12/6	EC34 21/7	FC2 14/6	PC98 12/9	UC85 8/-	VP151 4/6	OAS1 3/6
1P61 4/6	8F67 12/6	11D5 17/6	41MTH 10/6	D15 12/6	EC34 21/7	FC2 14/6	PC98 12/9	UC85 8/-	VP151 4/6	OAS1 3/6
1P62 4/6	8F68 12/6	11D5 17/6	41MTH 10/6	D15 12/6	EC34 21/7	FC2 14/6	PC98 12/9			

SNIPSCOPE



Famous war-time "cats eye" used for seeing in the dark. This is an infra-red image converter cell with a silver caesium screen which lights up (like a cathode ray tube) when the electrons released by the

infra-red strike it. A golden opportunity for some interesting experiments. 5/- each, post 2/- Data will be supplied with cells, if requested.

MAINS POWER PACK

MAINS POWER PACK designed to operate transistor sets and amplifiers. Adjustable output 6v.-9 to 12 volts up to 500mA (class B working). Takes the place of any of the following batteries. **FRL, FP3, FP4, FP6, FP7, FP8**, and others. Kit comprises: mains transformer-rectifier, smoothing and load resistor, 5,000 and 500 mfd. condensers, zener diode and instructions. Real snip at only 14/6, plus 3/6 post.

SPEAKER BARGAIN

12in. High fidelity loudspeaker. High flux permanent magnet type with either 3 or 15 ohm speech coil. Will handle up to 10 watts. Brand name by famous maker. Price 29/6, with built in tweeter 35/- plus 3/6 post and insurance.



ARDENTE HEARING AID

If not wanted as hearing aid these could be the basis of radio control units, pocket transmitter-staff locators etc. They are beautifully made little units and they contain many subminiature parts including crystal microphone, on/off switch—volume control with on/off switch—inter-stage transformer—Mullard valves types DL 99 and DF 64 (2 of). All parts in good order, in fact hearing aids believed to be in working order but not guaranteed so—complete in plastic case with pocket clip only 27/6 (earphone not included).

MEDRESCO HEARING AIDS

Also available similar condition to above used but believed working, only 18/- each.

THERMOSTATS

TYPE 'A' 15 amp for controlling room heaters, greenhouse, air conditioning. Has spindle for pointer knob quickly adjustable from 30°-50°F. 9/6 plus 1/- post. Suitable box for wall mounting, 5/-, P. & P. 1/-.

TYPE 'B' 15 amp. This is a 17in. long rod type made by the famous Sunvic Co. Spindle adjusts this from 50-55°F. Internal screw alters the setting so this could be adjustable over 30° to 1,000°F. Suitable for controlling furnace, oven, kiln, immersion heater or to make flamestat or fire alarm, 8/6 plus 2/9 post and insurance.

TYPE 'D' We call this the Ice-stat as it cuts in and out at around freezing point. 2 1/2 amps. Has many uses, one of which would be to keep the loft pipes from freezing if a length of our blanket wire (16 yds. 10/-) is wound round the pipes. 7/6, P. & P. 1/1.

TYPE 'E' This is a standard refrigerator thermostat. Spindle adjustments cover normal refrigerator temperature, 7/6 plus 1/- P. & P.

TYPE 'F' Glass enclosed for controlling the temp. of liquids—particularly those in glass tanks, vats or sinks—thermostat is held (half submerged) by rubber sucker or wire clip—ideal for fish tanks—developers and chemical baths of all types. Adjustable over range 50° to 150°F—price 18/- plus 2/- post and ins.

TWO WAY RADIOS

Give communication over 1 mile.

FULLY transistorised—crystal controlled, built-in telescopic aerial—press button operation—FP3 batteries—pair instruments complete and ready to use 27.9.6 plus 5/- post and insurance. Not to be operated in U.K.



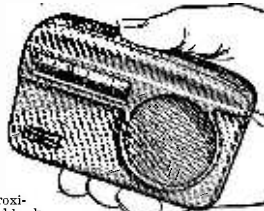
Three Unusual Items

OZONE OUTFIT for removing smells and generally improving any oppressive atmosphere. Kit consists of Philips Ozone Lamp and mains unit, only needs box, 19/6 plus 6/6 carr. and ins.
BLACK LIGHT UNIT. 40 watt intensity, comprises lamp, lamp holder and 40 watt choke. Only 19/6 plus 6/6 carr. and ins.
TIMER KIT. Special offer of all components except metal box to make mains operated interval timer for photography etc. 12/6 plus post 2/6.

Where postage is not definitely stated as an extra then orders over £3 are post free. Below £3 add 2/9.

STUPENDOUS OFFER—£11 for £2

The Princess superhet described below is a very fine little set that has been carefully designed for high performance. Only recently (under another name of course) this was on offer in many radio shops, for £10.19.6, but we have been fortunate in obtaining the parts at a very low price and now pass this saving on to you. If you act quickly you can purchase this for only 39/6 plus 3/6 post and insurance. Note these features: ● Long and Medium Waves ● Long clear dial with travelling pointer and slow motion drive ● Push pull output approximately 350 m.w. ● A.V.C. and feed back ● Dust cored H.Q. I.F. transformers ● High selectivity ferrite aerial ● Six tested transistors ● Printed circuit board for fool-proof assembly ● Economy output circuit gives long life from FP3 battery ● Permanent magnet moving coil speaker ● Cabinet size 4 1/2 x 8 x 1 1/2 in. You get over 100 parts (list value over £10). In fact everything you need and easy to follow wiring and aligning instructions. Don't miss this wonderful offer. Make up several while you have the chance. Use them as presents and you'll be loved for ever. Made up chassis 10/- extra. Battery 1/9 extra. Data purchased separately 2/6.



750 mW TRANSISTOR AMPLIFIER

4 transistors including two in push-pull input for crystal or magnetic microphone or pick-up—feed back loops—sensitivity 5 m/v.

Price 19/6

Post and insurance 2/6.

Speakers 3in. 12/6; 5in. 13/6; 6in. x 4in. 14/6.



THIS MONTH'S SNIP A MOVING COIL METER BARGAIN

Panel meters are always being needed and they are jolly costly when you have to buy them in a hurry—so you should take advantage of this offer: 2in. moving coil flush mounting meters only 5/6 each or 48/- a dozen unused and in makers boxes. These are actually R.F. meters and cost about £3 each but if you don't want them for R.F. then all you have to do is to remove the thermo-couple and you will have a 2-3 m.a. meter which you can make into almost anything by adding shunts or series resistor. These are ex-government, of course.



CORONET PARCEL

Here's a bargain for you—parcel comprises: plastic case, printed circuit board, two dial knobs, volume control, carbon accent and plastic carrying case all for 8/6 plus 1/6 post.

AUTOCHANGER BARGAIN

GARRARD AUTO RECORD PLAYER Model 2000

This is one of the latest products of the World's most experienced maker of fine record reproducers—D.C.'s superior features include—automatic playing of up to 8 mixed size records—stopping and starting without rejecting—manual playing—pick up pivots to give low stylus pressure—large diameter turn-table for max. stability—adjustments include pick-up height—pick-up dropping position and stylus pressure. Size is 13 1/2 in. x 11 1/2 in. clearances 4 1/2 in. above 2 1/2 in. below—fitted with latest hi-compliance cartridge for stereo—and mono., L.P. and T.S. Supplied complete with mounting template and service sheet. Offered this month at the Special Snip price of 28.9.6. plus 7/6 carriage and insurance.

SELF REPAIRING FUSES

Sounds good doesn't it—we can't offer quite that but we can offer a fast acting overload trip which will save you having to repair fuses every time you do something which would normally blow a fuse. The trip works first and as you would install this on or near your bench all you do is to switch on again. This is made by Westinghouse. Regular price about £10 each. We offer them this month at 28/6, plus 5/- post and insurance. Not many in stock so hurry or you will be too late.

Your last chance to buy one of these

125 watt MERCURY VAPOUR SPOT LAMP

In addition to the normal uses in photography and lighting generally you will find that a spot light shining over your shoulder is a great boon when working on intricate and micro-circuits. This month due to a fortunate purchase we are able to offer a complete "Philips" outfit for about one fifth of its proper price thus showing you a saving of 80%. The outfit comprises 125 watt SPOT LAMP (gives approx. same light as 500 watt ordinary lamp)—Polyester filled choke-starter and adjustable mounting bracket, with lamp holder—listed at over £10 we offer the complete outfit in perfect order—unused but a little store sold only 37/6 plus 6/6 post and insurance.



SUMMER SALE BARGAINS UNLIMITED

TAPE DECK BARGAIN. 240v. Mains motor with capstan and heavy flywheel to drive the tape at a very steady 3 1/2 i.p.s. Mounted on deck with high z tape head—the deck is shaped to take a Redi-tape cassette but it's an easy matter to fit two spindles to take normal spools. The deck is enclosed in a metal box, with carrying handle, mains neon indicator, voltage adjustment panel and various input and output sockets. Size of the box is 11 1/2 x 10 1/2 x 7 in. and there is plenty of room for an amplifier—this looks just the right unit for anyone wanting to make a playback machine, telephone answerer etc. A limited quantity only of these, price 37/6 plus 7/6 post and insurance.

MINIATURE RELAYS with removable covers. Very sensitive (will close on only 20 mA). Coil resistance 10,000 ohms—contacts are three sets: triple set for change over pair to open circuit and the third pair to close circuit—perfect order unused (removed from equipment), 7/6 each.

MAINS TRANSFORMER. Upright mounting with primary tapped 200, 220, 240v. H.T. secondary is 250-0-250v. at 100 mA and it has two L.T. secondaries of 6.3v. 1 1/2 amp—unused (removed from equipment), 15/- plus 3/6 post and insurance.

MULLARD SILICON RECTIFIER. 850v. 100 mA. Removed from unused equipment, perfect. Ref. BY100, 4/6 each.

SOUND POWERED INSERTS. These are very delicately made units and work well either as microphones or loudspeakers—mount them on suitable boxes and you will be amazed how sensitive they are. They need no batteries or maintenance. Cost from makers over £1 each. Our price while stocks last is 5/6 each.

REED SWITCHES. A pair of contacts sealed into a glass tube. When a magnet comes close the contacts close immediately and the circuit is switched. For burglar alarms on doors or windows—moving displays for advertising—rev. or batch counting—relay circuits. New and perfect, price is 6/6 each.

1/2 MEG POTS. By Erie, standard 1/2 in. spindle, 1in. long. 7d otherwise 10d.

1/2 MEG POTS WITH D.P. SWITCH. Again by Erie. Standard size spindle 1in. length. 10d. each in doz. lots otherwise 1/3 each.

MINIATURE PICK-UP. For pop records—this is made by Cosmoord—has a crystal cartridge and long play sapphire stylus—offered for less than the wholesale price of the stylus only—namely 3/9 each or 36/- doz.

SYNCHRONOUS METER MOTOR. This is self starting and has a cog ended spindle—adds a train of gears and you have a clock or hours elapsed meter, or it would drive a little fan to keep equipment cool or similar job. Brand new and perfect, 5/6 each, 54/- per doz.

RELAY SWITCHES. These enable micro switches, delicate thermostats or other low current devices to control up to 30 amps—ideal to switch thermal storage heaters—motors etc., made by the famous A.S.I. group these are listed at 42s each—now can buy if you hurry at a very keen price of 39/6 each and we will include diagrams and data. Mounted on panel size approximately 6 x 7 x 2in. deep.

MAINS FROM CAR BATTERY. Rotary generators 12v. input, 24v. output, 110 mA, 40/- 300 mA 45/- plus 5/- post.

H.R.O. POWER PACK. Suitable 240 or 115 volt mains give 250 v. H.T. and 6.3v. L.T. Unused but soiled and less rectifier value 19/6 plus 6/6 post A.G.D. AMMETER. 24in. flush mounting, 0-9 amps. but external shunt recently removed. Offered at silly price, 8/6 each, 45/- doz.

'C' CORE POTTED OUTPUT TRANSFORMER. Made by the famous "Parmeko" company these are the best money can buy—we can offer a bargain 15 watt rating, centre tapped primary with secondary for 3 ohm speaker. Potted in a black stove enamel, 18/6 each, 45/- doz.

'C' CORE MAINS TRANSFORMER. We have only a dozen or so of these so it will definitely be a case of the "Early Bird". Companion to the above, this transformer 240v. primary arranged with 5v. adjustments and tapped at 115v.—the secondary is rated at 625-0-625-250 mA with a tapping for 3-25-0-325 at 150 mA—so it's a big one. Regular price over £15. We offer these at 14/6, each plus 10/- carriage and insurance.

6.3v. HEATER TRANSFORMERS. 1 1/2 amps, 5/6.

FLEX CABLE 14/96. Twin figure 8—brown—ideal for most mains leads and flex extensions, 30/- 200 yds. plus 3/6 post.

COMPLETE FLUORESCENT FITTINGS. These are nicely made in white enamelled metal and are complete with tube ready for immediate use. 2ft. 20 watt 37/6 plus 6/6 post and insurance. 3ft. 40 watt 38/6 plus 8/6 post and insurance. 4ft. 40 watt 39/6. 5ft. 80 watt 55/-—These last two unfortunately we cannot dispatch—they are only for callers. This is due to the difficulty we have in packing these so that they do not get smashed up in transit.

FLUORESCENT LIGHT KITS. Comprising choke, lampholders, starter and two chrome tube clips. 20 watt 19/6 plus 3/6 post and insurance. 40 watt 19/6 plus 3/6 post and insurance. 80 watt 22/6 plus 4/6 post and insurance.

ELECTRONICS (CROYDON) LIMITED
102/3 TAMWORTH ROAD, CROYDON, SURREY (Opp. West Croydon Station)
post orders to: Dept. WW, SPRINGFIELD ROAD, EASTBOURNE, SUSSEX

HI-FI AMPLIFIERS — TUNERS — RECORD PLAYERS

20+20
STEREO
AMP.
AA-22U



GARRARD
PLAYER
AT-60



TRANSISTOR MIXER. Model TM-1. A must for the tape enthusiast. Four channels. Battery operated. Similar styling to Model AA-22U Amplifier. Kit £11.16.6 Assembled £16.17.6

20+20W TRANSISTOR STEREO AMPLIFIER. Model AA-22U. Outstanding performance and appearance. Kit £39.10.0 (less cabinet). Attractive walnut veneered cabinet £25.0 extra. Assembled £59.15.0

GARRARD AUTO/RECORD PLAYER. Model AT-60, less cartridge £13.1.7. With Decca Deram pick-up £17.16.1 incl. P.T. Many other Garrard models available, ask for Lists.

HI-FI MONO AMPLIFIER. Model MA-5. A general purpose 5W Amplifier, with inputs for Gram., Radio. Modern functional appearance. Kit £11.9.6 Assembled £15.15.0

10W
POWER
AMP.
MA-12



9+9W
STEREO
AMP.
S-99



HI-FI MONO AMPLIFIER. Model MA-12. 10W output, wide freq. range, low distortion. Use with control unit. Kit £12.18.0 Assembled £16.18.0

3+3W STEREO AMPLIFIER. Model S-33. An easy-to-build, low cost unit. 2 inputs per channel. Kit £13.7.6 Assembled £18.18.0

DE LUXE STEREO AMPLIFIER. Model S-33H. De luxe version of the S-33 with two-tone grey perspex panel, and high sensitivity necessary to accept the Decca Deram pick-up. Kit £15.17.6 Assembled £21.7.6


HI-FI STEREO AMPLIFIER. Model S-99. 9+9W output. Ganged controls. Stereo/Mono gram, radio and tape inputs. Push-button selection. Printed circuit construction. Kit £28.9.6 Assembled £38.9.6

POWER SUPPLY UNIT. Model MGP-1. Input 100/120V, 200/250V, 40-60 c/s. Output 6.3V, 2.5A A.C. 200, 250, 270V, 120mA max. D.C. Kit £5.12.6 Assembled £7.2.6



Make the most of your leisure time..

FOR THE INSTRUMENTALIST



PA-2

TRANSISTOR PA/GUITAR AMPLIFIER, PA-2. 20 Watt amplifier. Two heavy duty speakers. Four inputs. Two channels. Variable tremolo. Speed and depth controls. Weight 51lb. 18" high x 29" wide x 10" deep. Kit £44.19.0 Assembled £59.10.0

VALVE PA/GUITAR AMPLIFIER, PA-1. 50 Watt amplifier. Kit £54.15.0 Assembled £74.0.0 Castors or legs available as extras.

TRANSISTOR RECEIVERS



Oxford

"OXFORD" LUXURY PORTABLE Model UXR-2. Specially designed for use as a domestic or personal portable receiver. Many features, including solid leather case. Kit £14.18.0 incl. P.T.



UXR-1

TRANSISTOR PORTABLE. Model UXR-1. Pre-aligned I.F. transformers, printed circuit. Covers L.W. and M.W. Has 7" x 4" loudspeaker. Real hide case. Kit £12.11.0 incl. P.T.



GC-1U


JUNIOR EXPERIMENTAL WORKSHOP. Model EW-1. More than a toy! Will make over 20 exciting electronic devices, incl.: Radios, Burglar Alarms, etc. 72 page Manual. The ideal present! Kit £7.13.6 incl. P.T.

"MOHICAN" GENERAL COV. RECEIVER for Amateur or Short Wave listening. Send for leaflet. Kit £37.17.6 Assembled £45.17.6

TEST INSTRUMENTS

Our wide range includes:


3" LOW-PRICED SERVICE OSCILLOSCOPE. Model OS-2. Compact size 5" x 7 3/4" x 12" deep. Wt. only 9 1/2 lb. "Y" bandwidth 2 c/s-3 Mc/s ± 3 dB. Sensitivity 100mV/cm. T/B 20 c/s-200 kc/s in four ranges, fitted mu-metal CRT Shield. Modern functional styling. Kit £23.18.0 Assembled £31.18.0



OS-2

5" GEN.-PURPOSE OSCILLOSCOPE. Model 10-12U. An outstanding model with professional specification and styling. "Y" bandwidth 3 c/s-4.5 Mc/s ± 3 dB. T/B 10 c/s-500 kc/s. Kit £35.17.6 Assembled £45.15.0

DE LUXE LARGE-SCALE VALVE VOLTMETER. Model IM-13U. Circuit and specification based on the well-known model V-7A but with many worth-while refinements. 6" Ernest Turner meter. Unique gimbal bracket allows operation of instrument in many positions. Modern styling. Kit £18.18.0 Assembled £26.18.0



VVM, IM-13U

AUDIO SIGNAL GENERATOR. Model AG-9U. 10 c/s to 100 kc/s, switch selected. Distortion less than 0.1%. 10V sine wave output metered in volts and dB's. Kit £23.15.0 Assembled £31.15.0



V-7A

VALVE VOLTMETER. Model V7-A. 7 voltage ranges d.c. volts to 1,500. A.C. to 1,500 r.m.s. and 4,000 peak to peak. Resistance 0.1 Ω to 1,000M Ω with internal battery. D.C. input resistance 11M Ω . dB measurement, has centre-zero scale. Complete with test prods, leads and standardising battery. Kit £13.18.6 Assembled £19.18.6



RF-1U

MULTIMETER. Model MM-1U. Ranges 0-1.5V to 1,500V a.c. and d.c.; 150 μ A to 15A d.c.; 0.2 Ω to 20M Ω 4 1/2" 50 μ A meter. Kit £12.18.0 Assembled £18.11.6

R.F. SIGNAL GENERATOR. Model RF-1U. Up to 100 Mc/s fundamental and 200 Mc/s on harmonics. Up to 100mV output. Kit £13.18.0 Assembled £20.18.0

SINE/SQUARE GENERATOR Model 1G-82U. Freq. range 20 c/s-1 Mc/s in 5 bands less than 0.5% sine wave dist. less than 0.15 μ sec. sq. wave rise time. Kit £25.15.0 Assembled £37.15.0



IG-82U

TRANSISTOR POWER SUPPLY. Model IP-20U. Up to 50V, 1-5A output. Ideal for Laboratory use. Compact size. Kit £35.8.0 Assembled £47.8.0

Prices and specifications subject to change without notice

WELCOME TO OUR LONDON HEATHKIT CENTRE
233 Tottenham Court Road

We open MONDAY-SATURDAY 9 a.m.-5.30 p.m.
THURSDAY ... 11 a.m.-2.30 p.m.

Telephone No: MUSEUM 7349

WHEN YOU ARE IN TOWN, WE HOPE YOU WILL VISIT US THERE

TAPE AMPLIFIERS — TAPE DECKS — CONTROL UNITS



**FM
TUNER
FM-4U**



**STUDIO-
MATIC
DECK**

HI-FI FM TUNER. Model FM-4U. Available in two units. R.F. tuning unit (£215.0 incl. P.T.) with I.F. output of 10.7 Mc/s and I.F. amplifier unit, with power supply and valves (£1313.0). Total Kit **£16.8.0**

STUDIOMATIC "363" TAPE DECK. The finest buy in its price range. Operating speed: 1 1/8", 3 3/4" and 7 1/2" p.s. Two tracks, "wow" and "flutter" not greater than 0.15% at 7 1/2" p.s. **£13.10.0** With TA-1M Tape Pre-amplifier kit **£31.5.6**

HI-FI AM/FM TUNER. Model AFM-1. Available in two units which, for your convenience, are sold separately. Tuning heart (AFM-T1—£413.6 incl. P.T.) and I.F. amplifier (AFM-A1—£2211.6). Printed circuit board, 8 valves. Covers L.W., M.W., S.W., and F.M. Built-in power supply. Total Kit **£27.5.0**



**TRUVOX
DECK**



**AM/FM
TUNER**

TRUVOX D-93 TAPE DECKS. High quality stereo/mono tape decks. **D93/2, 1/2 track, £36.15.0** **D93/4, 1/4 track, £36.15.0**

TAPE RECORDING/PLAYBACK AMPLIFIER. Thermometer type recording indicators, press-button speed compensation and input selection.

Mono Model TA-1M. Kit **£19.18.0** Assembled **£28.18.0**
Stereo Model TA-1S. Kit **£25.10.0** Assembled **£35.18.0**

MONO CONTROL UNIT. Model UMC-1. Designed to work with the MA-12 or similar amplifier requiring 0.25V or less for full output. 5 inputs. Baxandall type controls. Kit **£9.2.6** Assembled **£14.2.6**

STEREO CONTROL UNIT. Model USC-1. Push-button selection, accurately matched ganged controls to ±1dB. Rumble and variable low-pass filters. Printed circuit boards. Kit **£19.19.0** Assembled **£27.5.0**

Enjoy building a Heathkit model



SPEAKER SYSTEMS



SSU-1

HI-FI SPEAKER SYSTEM. Model SSU-1. Ducted-port bass reflex cabinet "in the white". Two speakers. Vertical horizontal models with legs, Kit **£12.12.0**, without legs, Kit **£11.17.6** incl. P.T.

The **BÉRKELEY SLIM-LINE SPEAKER SYSTEM**, fully finished walnut veneered cabinet for faster construction. Special 12" bass unit and 4" mid/high frequency unit. Range 30-17,000 c/s. Size 26" x 17" only 7 3/8" deep. Modern attractive styling. Excellent value. Kit **£19.10.0** Assembled **£24.0.0**



Berkeley

COTSWOLD SPEAKER SYSTEMS. Outstanding performance for price. **MFS:** Size 36" x 16 1/2" x 14" deep. Kit **£25.12.0** Assembled **£33.17.0**

STANDARD: Size 26" x 23" x 14 1/2" deep. Kit **£25.12.0** Assembled **£33.17.0**

HI-FI CABINETS

A wide range available including kits, ready assembled cabinets or assembled and fully finished cabinets, for example:

GLOUCESTER.

Kit **£18.10.0** incl. P.T.

MALVERN. Kit **£18.1.0** incl. P.T.

CHEPSTOW. Kit **£11.18.6** incl. P.T.



Malvern

**SEND FOR THE LATEST
FREE CATALOGUE**

Deferred terms available in UK over £10
Prices quoted are Mail Order prices

DAYSTROM LTD

Dept. P.W.—8
GLOUCESTER

"AMATEUR" EQUIPMENT

80-10m TRANSMITTER, DX-40U. Power inputs 75W. C.W., 60W peak CC phone. Output 40W to aerial. Provision for VFO. Kit **£29.19.0** Assembled **£41.8.0**

SSB ADAPTOR, SB-10U
Kit **£39.5.0** Assembled **£54.18.0**

AMATEUR BANDS RECEIVER Model RA-1. To cover all the Amateur Bands from 160-10 metres. Many special features, including: half-lattice crystal filter; 8 valves; signal strength "S" meter; tuned R.F. Amp. stage. Kit **£39.6.6** Assembled **£52.10.0**

160-10M TRANSMITTER, Model DX-100U. Careful design has achieved high performance and stability. Completely self-contained. Kit **£81.10.0** Assembled **£106.15.0**

COMMUNICATIONS TYPE RECEIVER. Model RG-1. A high performance, low cost receiver for the discriminating listener. Frequency coverage: 600 kc/s-1.5 Mc/s and 1.7 Mc/s-32 Mc/s. Kit **£39.16.0** Assembled **£53.0.0**

REFLECTED POWER METER and SWR BRIDGE. Model HM-11U. Indicates reliably, but inexpensively, whether the RF power output of your TX is being transferred efficiently to radiating antenna. Kit **£8.10.0** Assembled **£10.15.0**

OUTSTANDING "AMATEUR" EQUIPMENT
A wide range of American Amateur SSB equipments is now available in the U.K. Why not send for full details of range, for example:

FILTER TYPE SSB TRANSCEIVERS
Models for 80, 40 or 20 metre bands.
Model **HW-12 (80M)** **£67.10.0** Kit.
Model **HW-22 (40M)** **£66.0.0** each kit.
Model **HW-32 (20M)** price inc. duty, etc.



DX-40U



RA-1



HM-11U



**80M Transceiver
HW-12**

Without obligation please send me (Tick here)

FREE BRITISH HEATHKIT CATALOGUE.....

FULL DETAILS OF MODEL(S).....

(Please write in BLOCK CAPITALS)

NAME

ADDRESS


DEPT. P.W.8

LASKY'S RADIO

FOR THE FINEST VALUE AND TO HOME CONSTRUCTORS

TRANSISTOR PORTABLES

We consider our Construction Parcels to be the finest value available on the home construction market. If on receipt you feel not competent to build the set, you may return it as received within 7 days, when the sum paid will be refunded less postage.



THE SKYROVER De Luxe

7 transistor plus 2 diode superhet, 6 waveband portable receiver covering the full Medium Waveband and Short Waveband 31-94M and also 4 separate switched bandspread ranges 13M., 16M., 19M., and 25M., with Band Spread Tuning for accurate Station Selection. The coil pack and tuning heart is completely factory assembled, wired and tested. The remaining assembly can be completed in under three hours from our easy to follow, stage by stage instructions. Superhet, 470 Kc/s. All Mullard Transistors and Diode. Uses 4 U2 batteries. 5in. Ceramic Magnet P.M. Speaker. Easy to read Dial Scale, 500 MW Output. Telescopic Aerial and Ferrite Road Aerial. Tone Circuit is incorporated, with separate Tone Control in addition to Volume Control. Tuning Control and Waveband Selector. In a wood cabinet, size 11 1/2 x 8 1/2 x 3in. covered with a washable material, with plastic trim and carrying handle. Car aerial socket fitted.

Can now be built for **£8.19.6** Post 5/- extra

H.P. Terms: 45/- deposit and 11 monthly payments of 13/9. Total H.P.P. £9.16.3.

★ LONG WAVEBAND COVERAGE IS NOW AVAILABLE FOR THE SKYROVER

A simple additional circuit provides coverage of the 1100/1950M. band (including 1500M. Light programme). This is in addition to all existing Medium and Short wavebands. All necessary components with construction data.

Only **10/-** extra Post Free.

This conversion is suitable for receivers that have already been constructed.

Data 2/6 extra: Refunded if you purchase the parcel. Four U2 batteries 3/4 extra. All components available separately.

REALISTIC SEVEN

Fully tunable long and medium bands. Uses 7 Mullard Transistors; plus Diode OA70.

STAR features:

- 7 Transistor Superhet. ● 350 Milliwatt output 4in. high flux speaker. ● All components mounted on a single printed circuit board. Size 5 1/2 x 5 1/2in. in one complete assembly. ● Plastic cabinet, with carrying handle, size 7 x 10 x 3 1/2in., in blue/grey. ● Easy to read dial. ● External socket for car aerial. ● I.F. frequency 470 Kc/s. ● Ferrite rod internal aerial. ● Operates from PP9 or similar battery. ● Full comprehensive data supplied with each Receiver. ● All coils and I.F.s, etc., fully wound ready for immediate assembly. An outstanding Receiver.

Battery 3/0 extra. (All components avail. sep.) Data and ins. 2/6, refunded if you purchase parcel.



Can be built for P. & P. 4/6

£5.19.6

CONSTRUCTORS BARGAINS

SPECIAL PURCHASE—UHF/VHF TUNERS

Well known British makers surplus stocks. Now available for the first time to the Home Constructor.

TRANSISTORISED UHF MINIATURE MODEL

Shielded metal case only 3 1/2 x 1 1/2 x 3in. Fully tunable—complete with two AF139 transistors. LASKY'S PRICE 39/6

VALVE UHF MODEL (illustrated)

In metal case size 4 x 6 x 1 1/2in. Fully tunable—complete with PC86 and PC88 valves. LASKY'S PRICE 32/6 Without valves 19/6

TRANSISTORISED VHF MODEL 1

Miniature turret type fitted with 12 sets of coils and 8 Mullard AF102 transistors. In metal case size 4 x 2 x 3 1/2in. LASKY'S PRICE 29/6

TRANSISTORISED VHF MODEL 2

Sub-miniature turret type fitted with 12 sets of coils and 8 Mullard AF102 transistors. In metal case size 3 x 1 1/2 x 2 1/2in. LASKY'S PRICE 37/6

Add 2/6 Post and Packing on each.



GORLER UT 340 FM/VHF TUNING HEAT

Permeability tuned—covering 87 to 108 Mc/s. For use with one ECC85 valve. In metal case, size 3 x 2 1/2 x 1 1/2in. Circuit supplied. LASKY'S PRICE 15/11 Post 2/-. ECC85 valve 9/- extra.

TRANSISTORS

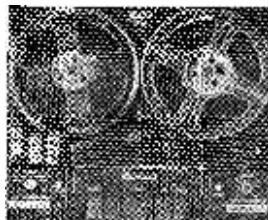
ALL BRAND NEW AND GUARANTEED

GET S1, GET S5, GET S6 2/6; 873A, 874P 3/6; OC45, OC71, OC81D 4/6; OC 44, OC 70, OC76, OC81 5/6; (match pair 10/6); AF 117, OC 200 6/6; OC42, OC 43, OC 78, OC 82D 7/6; OC 201, OC 204 1/6; OC 205, OC 206 19/6; OC 228 24/6, OC 78 8/-.

TRANSISTORS by BRUSH CRYSTAL CO., Available from stock.

TO—01B 465 kc/s. ± 2 kc/s. TO—01D 470 kc/s. ± 2 kc/s. TO—02B 465 kc/s. ± 1 kc/s. TO—02D 470 kc/s. ± 2 kc/s. 7/6 each Post 6d.

TAPE RECORDER



THE NEW GARRARD STEREO DECK

Now available from stock—superb specification: three 1/2 track stereo/mono heads; 3 speeds—1 1/2, 3 1/2, 7 1/2 I.P.S.; takes 7in. spools; fast forward and rewind; tape position indicator; pause control; separate record, replay and erase heads—4 tracks; piano key controls interlocked for all functions; stop/start can be remotely controlled; auto, tape-extend stop. Heavy duty motor, capacitor start and run, large dynamically balanced flywheel. Deck finished in grey plastic, size: 14 1/2 x 12 x 6in., depth below plinth 4in. For 110v. 50 c.p.s. Mains operation. Auto-transformer for 200/250v. included free.

LASKY'S PRICE 29 1/2 GNS.

Carriage & Packing Free

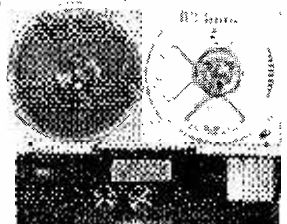
MAGNAVOX-COLLARO 363 TAPE DECKS

The very latest 3 speed model—1 1/2, 3 1/2, 7 1/2 I.P.S., available with either 1/2 track or 1 track head. Features include: pause control; digital counter; fast forward and rewind; new 4 pole fully screened induction motor, interlocking keys. Size of top plate 13 1/2 x 11in. x 5 1/2in. deep below unit plate. For 200/250v. A.C. mains, 50 cps operation. New, unused and fully guaranteed.

Lasky's Price 1 track model £10.10.0

Lasky's Price 1/2 track model £13.9.6.

Carriage and Packing 7/6 extra.



SPECIAL BARGAIN—"THE ARROW" PORTABLE DICTATION/TAPE RECORDER

High Quality British Manufacture: Fully transistorised

- Battery operated ● Simple Cassette loading and single control lever (cassette takes 5in. spools giving 2 x 22 mins. twin track recording and 3 1/2in. spools giving up to 2 x 30 mins.) ● Volume control ● Accidental erasure safety device ● Fast rewind ● Operates on 4 U2 type batts. ● Strong two-tone plastic case size 9in. x 6in. x 3 1/2in., with transparent cover. ● Fully guaranteed. ● Complete with all these accessories: * Cassette with 3in. spools and tape. * Microphone with lapel clip and remote pause control (doubles as speaker on replay). * Stethoscope type headset. * Telephone adaptor. * Foot Switch. * Desk speaker. * Reference pad. List price £31.

LASKY'S PRICE £7.19.6

Carriage 5/- 4 long life Rayovac Batt. 6/- extra.

INTERNATIONAL TAPE Famous American Brand—Fully Guaranteed

3in. Message tape, 150ft.	2 6	5 1/2in. Long play, 1200ft. Acetate	12 6
3in. Message tape, 225ft.	3 9	5 1/2in. Standard play, 850ft. PVC	11 6
3in. Message tape, 300ft.	7 6	5 1/2in. Long play, 1200ft. Mylar	15 0
3 1/2in. Triple play, 600ft. Mylar	10 0	5 1/2in. Triple play, 2400ft. Mylar	45 0
4in. Triple play, 900ft. Mylar	17 6	7in. Standard play, 1200ft. Acet.	12 6
4in. Double play, 1200ft. Mylar	15 0	7in. Standard play, 1200ft. Mylar	12 6
5in. Long play, 1800ft. Acetate	10 0	7in. Long play, 1800ft. Mylar	18 6
5in. Standard play, 600ft. PVC	8 6	7in. Double play, 2400ft. Mylar	25 0
5in. Triple play, 1800ft. Mylar	35 0	7in. Long play, 1800ft. Acetate	15 0
5 1/2in. Double play, 1800ft. Mylar	22 6	7in. Triple play, 3600ft. Mylar	58 6

P. & P. 1/- extra per reel. 4 reels and over Post Free

SPECIAL INTEREST ITEMS!

HIGH QUALITY EQUIPMENT CABINETS

Designed to take the Magnavox 363 Tape Deck and the Princess Auto Record Changer with space for amplifier and speaker (the motor board is ready cut out for the deck and changer). Soundly constructed from solid Aframosia wood with natural oiled finish. Removable hinged lid. Removable metal legs. Internal dimensions 26 1/2in. x 14 1/2in. x 5in. depth below motor board plus 4in. deep lid—16in. legs. Post 7/6.



LASKY'S PRICE £4.19.6

SINCLAIR SUPER MINIATURE KITS

Write for details of Package Deal


THE MICRO-6 miniature radio only 1 1/2 x 1 1/2 x 1 1/2in.	22 9 6
THE SLDLINE 2-transistor pocket radio	22 19 6
THE MICRO-FM (tuner/receiver)	25 19 6
THE X-20 20 watt P.W.M. amplifier	27 19 6
Available ready built, tested and guaranteed	25 19 6
THE X-10 10 watt amplifier and pre-amp	26 19 6
Available ready built, tested and guaranteed	26 19 6
THE Z-12 12 watt amp. and pre-amp., fully built	24 0 6

LASKY'S RADIO FOR FINEST VALUE AND COURTEOUS SERVICE

SERVICE IN GREAT BRITAIN AND HI-FI ENTHUSIASTS



RECORD PLAYERS



B.S.R. 4-Speed Autochangers

BRAND NEW AT LOWEST EVER PRICES

Brand new and fully guaranteed—complete with cartridge and stylus.

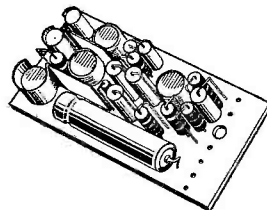
UA14 4 speed mains model	£4 9 6
UA16 4 speed mains model	£4 19 6
UA16 9v. battery model	£5 19 6
UA20 4 speed mains model	£5 19 6

Add 5/- carriage and packing on each.

CONSTRUCTORS BARGAINS

NEW—LASKY'S MINIATURE TRANSISTOR AMPLIFIER MODULES

Incorporating the very latest circuitry to provide high sensitivity and good quality in conjunction with extreme small size and compactness. High quality Newmarket transistors used throughout. All designed to operate on 9v. miniature battery.



TYPE PC1. 3 transistor. Input sens. 50mV, output 150mW, output imp. 40Ω, size 2 x 1 x 1/2 in. PRICE 27/6

TYPE PC 2. 5 transistor. Input sens. 1mV, output 330mW, output imp. 16Ω, size 2 1/2 x 1 1/2 x 1/2 in. PRICE 22/6

TYPE PC 3. 5 transistor. Input sens. 5mV, output 400mV, output imp. 15Ω, size 2 1/2 x 1 1/2 x 1/2 in. PRICE 25/-

TYPE PC 4. 5 transistor. Input sens. 150mV, output 330mW, output imp. 16Ω, size 2 1/2 x 1 1/2 x 1/2 in. PRICE 22/6

TYPE PC 5. 6 transistor. Input sens. 8mV, output 3W, output imp. 3Ω, size 3 1/2 x 1 1/2 x 1/2 in. PRICE 59/6

TYPE PC 7. 6 transistor. Input sens. 8mV, output 1W, output imp. 8Ω, size 3 x 1 1/2 x 1/2 in. PRICE 39/6

Add 1/- on each for Post and Packing.

GARRARD AUTOCHANGERS NEW LOW PRICES!

Auto-Slim Mono	£4 19 6	A1000 with GCS cartridge	£8 6 0
AT6 Mono	£8 19 6	A2000 with GCS cartridge	£8 6 0
AT6 Stereo	£9 9 0	SRP12 with cartridge	£4 7 6
3000LM with stereo cartridge	£7 19 6	SRP10 Mains, with cartridge	£4 19 9
SP25 Mono	£9 19 6	SRP10 Battery, with cartridge	£4 19 6
SP25 Stereo	£10 19 6		
AT80 with stereo cartridge	£10 19 6	GARRARD BASES	
AT0 less cartridge	£19 19 0	WB1	£3 12 8
A50 less cartridge	£9 14 6	WB2	£5 0 8

Postage and Packing on all above 5/-.

GREENCOAT RECORD PLAYER

2 speed model for 33 1/3 and 45 r.p.m. 6v. Battery operated. Complete with pick-up and fitted with crystal cartridge. Size only 7 1/2 x 6 in. Fitted with auto. stop and start.

LASKY'S PRICE 59/6 Post 2/6

207 EDGWARE ROAD, LONDON, W.2

33 TOTTENHAM CT. RD., LONDON, W.1

Both open all day Saturday. Early closing Thursday.

Tel. PAD 3271

Tel. MUS 2605

42 TOTTENHAM CT. RD., LONDON, W.1

152/3 FLEET STREET, LONDON, E.C.4


Both open all day Thursday. Early closing Saturday.

Tel. LAN 2573

Tel. FLE 28331

Mail Orders and correspondence to 3-15 Cavell Street, Tower Hamlets, London, E.1. Tel.: STEpney Green 4821/2

LASKY'S FOR SPEEDY MAIL ORDER SERVICE



YOURS FREE FOR 7 DAYS

The New 'Picture-Book' way of learning BASIC ELECTRICITY (5 VOLS.) BASIC ELECTRONICS (6 VOLS.)

You'll find it easy to learn with this outstandingly successful new pictorial method—the essential facts are explained in the simplest language, one at a time; and each is illustrated by an accurate cartoon-type drawing.

The books are based on the latest research into simplified learning techniques. This has proved that the Pictorial Approach to learning is the quickest and soundest way of gaining mastery over these subjects.

The series will be of exceptional value in training mechanics and technicians in electricity, Radio and Electronics.

WHAT THIS MONTH'S ENTHUSIASTIC READERS SAY

"... Having read the six volumes of 'Basic Electronics' I find them set out in an excellent manner explaining the subject very very well." S. R. N., Salisbury

"... I have studied the set of manuals on 'Basic Electricity' on your 7 days' free trial scheme, and I am more than satisfied." W. R. T., Basingstoke.

TO SELRAY BOOK CO.

60 HAYES HILL, HAYES, BROMLEY, KENT

Please send me Without Obligation to Purchase, Basic Electricity/Basic Electronics on 7 Days Free Trial. I will either return set, carriage paid, in good condition within 8 days or send down payment of 15/- (Basic Electricity) followed by 6 fortnightly payments of 10/-. Down payment of 15/- (Basic Electronics) followed by 6 fortnightly payments of 12/6. Alternatively, I will send 68/- (Basic Electricity—5 parts), 81/- (Basic Electronics—6 parts) post free. This offer applies to United Kingdom only.

Tick against set required (only one set allowed on free trial).

BASIC ELECTRICITY BASIC ELECTRONICS

Signature
(If under 21, signature of parent or guardian)

NAME
BLOCK LETTERS BELOW

FULL POSTAL ADDRESS

POST NOW FOR THIS OFFER!!


BSR MONARCH UA16 with FULL-FI HEAD

4-speed, plays 10 records, 12in., 10in. or 7in. at 16, 33, 45 or 78 r.p.m. Intermixes 7in., 10in., and 12in. records of the same speed. Easy manual play position: colour, brown, Dimensions: 12½ x 10½in. Space required above baseboard 4½in., below baseboard 2½in. Fitted with Pul-Fi-turn-over crystal head.



£4.19.6

Complete Amplifier Kit comprising E.C.L. 82 Mains transformer, metal rectifier, volume control, smoothing condenser, metal chassis, speaker, etc.

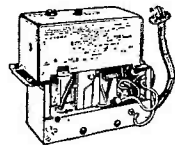


POCKET MULTI-METER

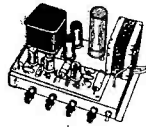
Size 3½ x 2½ x 1½in. Meter size 2½ x 1½in. Sensitivity 1,000 O.P.V. on both A.C. and D.C. volts. 0-15, 0.150, 0-1,000. D.C. current 0-150mA. Resistance 0-100kΩ. Complete with test prods, battery and full instructions. 42/6. P. & P. 3/6. **FREE GIFT** for limited period only. 30 watt Electric Soldering Iron value 15/- to every purchaser of the Pocket Multi-Meter.

CHANNEL TUNER I.F.

16-19 Mc/s. Continuously tunable from 174-216 Mc/s. Valves required—PCF80 and PCC84 (in series). Cover BBC and ITA ranges. Also Police, Fire and Taxis, etc. Brand new by famous maker. 10/-, P. & P. 3/-.



8-WATT 5-VALVE PUSH-PULL AMPLIFIER & Metal RECTIFIER



Size: 9 x 6 x 1½in. A.C. Mains, 200-250v. 5 valves. For use with Std. or L.P. records, musical instruments, all makes of pick-ups and mikes. Output 8 watts at 5 per cent of total distortion. Separate bass and treble lift control. Two inputs, with controls for gram. and mike. Output transformer tapped for 3 and 15 ohm speech coils. Built and tested, £2.19.6. P. & P. 10/-.

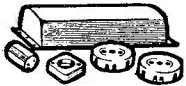
"MAYFAIR" 5-Transistor TAPE RECORDER



£11.11.0

Capsitan-driven, battery operated. 74 and 8½ i.p.s. Precision made. Push-button controls. High quality 2½in. speaker. Push-pull circuit. Output 400mW. Frequency response: 200-7,000 k/s. Fast rewind. Up to 1 hour twin track playing time. Automatic erasing for re-recording. Dimensions: 8in. x 11in. x 3½in. Weighs only 7lb. Takes 5in. spools. plus 7/6. P. & P.

40W FLUORESCENT LIGHT KIT



Twin 40W Choke instant start for 2 x 2ft. tubes 17/6. P. & P. 5/6.

Incorporating GEC Choke size 8½in. x 1½in., 2 bi-pin holders, starter and starter-holder. P. & P. 4/6. **11/6**
Similar to above: 80W. Fluorescent Light Kit incorporating GEC choke size 11½in. x 1½in. x 1½in. 2 bi-pin holders, P. & P. **17/6**
starter and starter holder. 5/6



FIRST QUALITY P.V.C. TAPE

5½in. Std. 550ft. 9/-	5in. L.P. 550ft. 10/8
7in. Std. 1200ft. 11/6	3in. T.P. 600ft. 10/8
3in. L.P. 240ft. 4/-	5in. T.P. 1800ft. 25/6
5½in. L.P. 1300ft. 11/6	5½in. T.P. 2400ft. 32/6
7in. L.P. 1800ft. 15/6	7in. T.P. 3600ft. 42/6
5½in. D.P. 1300ft. 15/6	4in. T.P. 900ft. 15/-


P. & P. on each 1/6, 4 or more post free.

MOTOR

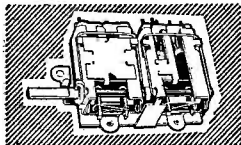
½ H.P. 1440 revs., £2.10.0

P. & P. 10/-

These have been removed from equipment and have been fully reconditioned. Single-phase 230/250V.




CYLDON A.M./F.M. PERMEABILITY TUNER FOR ALL TRANSISTOR OPERATION



Size 2½in. x 2½in. approx. By famous manufacturer. A.M.-I.F. 470 kc/s. F.M.-I.F. 10.7 Mc/s. A.M. coverage from 1,020 kc/s-625 kc/s, F.M. coverage 108 Mc/s-88 Mc/s. Circuit diagram 2/6. **FREE** with Tuner. 1st. 2nd. 3rd. 4th F.M.-I.F.s. V.H.F. Osc. choke A.M.-F. trap. All the above are the R.F. end of an A.M./F.M. receiver car radio etc. **£2.10.0**

The above items:

SILICON RECTIFIERS 250 v. P.I.V. 750 milliamps. Six for 7/6, post paid.



MAGNAVOX COLLARO


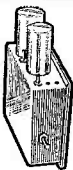
Set of three Tape Deck Motors. These are made for 110 v. but suitable auto. transformer supplied. Three motors 39/6. P. & P. 6/-.

CYLDON U.H.F. TUNER

Complete with PC.88 and PC.86 Valves. Full variable tuning. New and unused. Size 4½ x 5½ x 1½in. Complete with circuit diagram.

35/-

plus 2/6 P. & P.



POWER SUPPLY KIT

In metal case, size 3½in. x 2½in. x 2in. incorporating mains transformer, rectifier and condensers. 230/250 A.C. Mains Output: 9v. 100 mA. Price 10/6 plus 3/-, P. & P.




OSCILLOSCOPE for D.C. & A.C. Applications

Push-pull X amplifier. Flyback suppression; Internal Time-base Scan Wave form available for external use; pulse output available for checking TV line O/P Transformers, etc. Provision for external—I/P and C.R.T. Brightness Modulation. A.C. mains 200/250 v., £18/18/-, P. & P. 10/-.

3 to 4 WATT AMPLIFIER KIT


Comprising chassis 8½in. x 8½in. x 1in. Double wound mains transformer, output transformer. Volume and tone controls, resistors, condensers, etc. 6V6. ECC81 and metal rectifier. Circuit 1/6, free with kit. 29/6 plus 4/6 P. & P. The above Amplifier built and tested. 10/6 extra.



POWER SUPPLY KIT

A.C. MAINS 200/250V
Incorporating "O" core type mains transformer, full wave metal rectification and smoothing condenser. Smooth output 250 v. 250 ma and 6.3 v. 4 amp. for Heaters.

25/- P. & P. 7/6



RADIO & T.V. COMPONENTS (ACTON) LTD.

21B HIGH STREET, ACTON, LONDON W.3

SHOP HOURS 9 a.m. to 6 p.m. EARLY CLOSING WEDNESDAY

Goods not despatched outside U.K. All enquiries stamped addressed envelope. Terms C.W.O.

MUSETTE 6 TRANSISTOR SUPERHET PORTABLE RADIO



PRICE

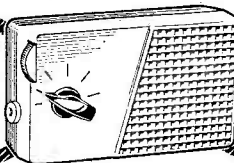
39'6

P. & P. 3/6
Circuit diagram 2/6.
Free with parts.

INCLUDING CARRYING STRAP.

- 2¼" Speaker.
- 6 Transistors Superhet Output 200mw.
- Plastic Cabinet in red, size 4¾" x 3" x 1⅜"
- and gold speaker louvre.
- Horizontal Tuning Scale.
- Ferrite Rod Internal Aerial.
- IF 470 Kc.
- All components, Ferrite Rod and Tuning Assembly mount on printed board.
- Operated from PP3 Battery.
- Full comprehensive instructions and point-to-point wiring diagram.
- Printed Circuit Board.
- Tunable over medium and long wave band. Car aerial and ear piece socket.

NEW TRANSISTORISED SIGNAL GENERATOR



Size 5½" x 3¼" x 1½". For IF and RF alignment and AF output 700 c/s frequency coverage 460 Kc/s to 2 Mc/s in switched frequencies. Ideal for alignment to our Elegant Seven and **39/6** P. & P. Musette. Built and tested. 3/6

Elegant Seven Mk II

COMBINED PORTABLE And CAR RADIO

The Radio with the STAR features

- ★ 4in. Speaker.
- ★ 7-transistor superhet. Output 350mW.
- ★ Wooden cabinet, fitted handle with silver coloured fittings. Size 12½ x 8½ x 3½in.
- ★ Horizontal tuning scale, size 11½ x 2½in. in silver with black lettering.
- ★ All stations clearly marked.
- ★ Ferrite-rod internal aerial.
- ★ I.F. neutralisation on each stage 460 kc/s.
- ★ D.C. coupled output stage with separate A.C. negative feed back.
- ★ All components: ferrite rod and tuning assembly mount on printed board.
- ★ Operated from PP9 battery.
- ★ Full comprehensive instructions and point-to-point wiring diagrams.
- ★ Printed circuit board, back printed with all component values.
- ★ Fully tunable over medium and long waveband.
- ★ Car aerial socket. Full after-sale service.

ONLY **£4.4.0**

Plus 6/6 P. & P. Parts list and circuit diagram 2/6. FREE with parts.



POWER SUPPLY KIT


To purchasers of "Elegant Seven" parts, incorporating mains transformer, etc. A.C. mains 200-250v. Output 9v. 50mA. 7/6 extra.

ALL ENQUIRIES STAMPED ADDRESSED ENVELOPE

RADIO & TV COMPONENTS (ACTON) LTD
21C HIGH STREET · ACTON · LONDON · W.3

OPEN 9 a.m.—6 p.m. INCLUDING SATS. EARLY CLOSING WED. GOODS NOT DESPATCHED OUTSIDE U.K. TERMS C.W.O.

ADAMIN THERMAL STRIPPERS



The new ADAMIN thermal wire strippers allow one-handed operation, using a simple tweezer action.

They strip coverings of up to about 5/32 inch diameter with absolutely no risk of damaging the conductors.

FOR **PTFE** INSULATION use Model 2B24 (illustrated), available for 24 volts only, and similar low temperature materials.

FOR **PVC** INSULATION use Model 2B6, available for 12 or 24 volts.

LITESOLD TRANSFORMERS permit safe operation from any mains power point. Free details of the whole wide range of ADAMIN and LITESOLD soldering equipment in brochure SP10.

LIGHT SOLDERING DEVELOPMENTS LTD., 28 Sydenham Road, Croydon, Surrey. Telephone: CRO 8589

TWO-YEAR GUARANTEED TUBES

14 in. 59/6

17 in. 79/6

21 in. and all Slimline Tubes 99/6



100% REGUNNED
Add 10/- or old tube.
Carr. 10/6.


Ex-Maintenance Tested Tubes
17" 35/- 14" 15/-
Most Makes and Types
Carr. 5/-

EX-RENTAL TELEVISIONS

17 in. — £11.10.0

12 months' 3 star Guarantee
★ Tube ★ Valves ★ Components
COLOURED FREE LIST
Channels for all areas

Demonstrations daily from Large Selection.
Personal collection or Insured
17in. 30/-



TWO-YEAR GUARANTEE On all our slimline TVs, send for free list.

LATEST RADIOGRAM CABINETS £9.10.0.



Brand new long low design in veneered English walnut, dia. 40 x 16 x 15 1/2 in. Carr. 30/- . Also Mini Gram Cabinets £3.0.0. Radiogram/Cocktail Cabinets (Personal Shoppers.)

RESISTORS, 5/- per 100. New. Mostly High Stabs. Assorted. P. & P. 2/-. Overseas 3/6.
VALVES £1 per 100. Assorted TV and Radio. Surplus ex-mental dismantled receivers. Post 4/6. Send for list.
RECORD PLAYER CABINETS, 49/6. Latest designed covered cabinets. Takes any modern Autochanger.
SINGLE PLAYER CABINETS, 10/6. P. & P. 5/6

DUKE & CO. (LONDON) LTD.
621/3 Romford Road, E.12 ILF 6001-2-3

YOUR CAREER in RADIO & ELECTRONICS ?

Big opportunities and big money await the qualified man in every field of Electronics today—both in the U.K. and throughout the world. We offer the finest home study training for all subjects in radio, television, etc., especially for the **CITY & GUILDS EXAMS** (Technicians' Certificates); the Grad. Brit. I.R.E. Exam.; the **RADIO AMATEUR'S LICENCE**; P.M.G. Certificates; the R.T.E.B. Servicing Certificates; etc. Also courses in Television; Transistors; Radar; Computers; Servo-mechanisms; Mathematics and Practical Transistor Radio course with equipment. We have **OVER 20 YEARS'** experience in teaching radio subjects and an unbroken record of exam. successes. We are the only privately run British home study College specialising in electronic subjects only. Fullest details will be gladly sent without any obligation.

To: **British National Radio School, Reading, Berks.**

Please send **FREE BROCHURE** to:

NAME Block

ADDRESS Caps.

..... Please

8.66

BRITISH NATIONAL RADIO SCHOOL

Fully guaranteed Individually packed VALVES

AC/HL 4/6	DH63 5/-	EF36 3/4
AC4 6/-	DK92 8/6	EF37A 7/-
AC6PEN 5/-	DK96 8/6	EF40 7/-
AL60 5/-	DL92 4/6	EF50 2/6
AR13 3/1	DL93 4/6	EF52 4/6
AR12 2/6	DL94 5/9	EF53 4/6
AR24 3/6	DL96 7/-	EF55 5/9
AR8 5/-	DL810 8/6	EF71 7/6
ARTP1 6/-	DL819 15/-	EF72 5/9
ATP4 2/6	DY86 7/6	EF73 5/9
ATP7 5/6	ES0F 23/-	EF74 4/-
AU7 55/-	ES80C 12/-	EF80 5/9
AZ31 9/-	EP90C 10/-	EF81 6/9
B6H 15/-	EL148 2/6	EF85 4/6
BD78 40/-	EL266 5/6	EF86 4/6
BL63 10/-	EA45 30/-	EF89 5/9
B4 8/-	EB24 13/6	EF93 5/9
B85 20/-	EA50 1/-	EF92 2/6
B884 37/6	E173 7/9	EF95 5/9
B2154 16/-	EBAC80 5/9	EF183 8/6
BT19 25/-	EA91 3/6	EF184 3/6
BT35 25/-	EAR42 8/6	EH90 7/6
BT45 180/-	EB34 1/6	EH71 300/-
BT83 35/-	EB91 3/6	EL32 3/9
CC3L 2/6	EBC23 6/-	EL32 3/9
CL33 9/-	EBC41 8/6	EL36 5/9
CV71 3/6	EB081 5/-	EL38 17/6
CV77 5/-	EBF80 6/6	EL41 8/6
CV102 1/-	EBR82 7/6	EL42 8/6
CV103 4/-	EBF89 6/9	EL50 8/6
CV4004 7/-	EC02 4/6	EL51 8/6
CV4014 7/-	EC03 12/6	EL84 5/9
CV4015 5/-	EC70 4/6	EL85 5/9
CV4025 10/-	EC80 2/-	EL91 4/6
CV4049 6/-	EC91 3/6	EL95 5/9
CV31 6/6	EC83 1/6	EL96 5/9
D1 1/6	EC82 5/-	EL860 20/-
D41 6/-	EC83 6/-	EM80 7/6
D61 6/-	EC84 5/6	EM81 7/6
D77 3/6	EC85 6/6	EM84 6/8
DA30 12/6	EC93 3/6	EN31 10/-
DAF96 6/-	EC91 4/6	ESU74 80/-
DD41 4/-	EC82 7/-	ESU208 6/-
DET5 3/6	EC84 9/6	EY51 5/6
DET20 2/6	EC81 5/-	EY86 6/6
DET25 15/-	EC83 7/6	PCF80 11/-
EF73 5/6	EC80 6/-	EY91 5/6
EF91 3/6	ECL82 7/6	EZ41 6/6
EF92 3/6	ECL83 10/-	EZ20 5/6
DP96 6/-	ECL86 10/-	EZ81 3/6

P/6057 5/-	PCL85 8/6	TP22 5/-	X66 7/6	5B251M 25/-	6C16 9/-
F/6061 5/-	PCL86 9/-	TP25 15/-	X118 8/-	5B253M 25/-	6D6 3/-
F/6063 5/-	PEN26 4/6	TR11 5/-	X145 8/-	6E5 6/-	6E6 4/6
F/6064 5/-	PEN26 4/6	TR15 35/6	Y63 8/-	6F3G 5/8	6F3G 5/8
FW4/8008/8	PEN200A3	TR31 45/-	Y66 8/-	6F3G 5/8	6F3G 5/8
GL1286G 9/-	PFL20017/6	TZ0520 4/-	Y66 8/-	6F6G 4/6	6F6G 4/6
GL370K -20/-	PL36 9/-	TZ20 16/-	Z800U 20/-	6F7 6/7	6F7 6/7
G50/29G 5/-	PL38 16/-	U81 30/-	Z801U 10/-	6F8G 6/6	6F8G 6/6
G50/29H 5/-	PL38 16/-	U12/4 3/-	LA3 3/6	6F12 4/6	6F12 4/6
GM4 45/-	PL38 16/-	U17 5/-	LB23 30/-	6F13 5/7	6F13 5/7
GZ92 10/-	PL84 8/6	U25 11/-	LC5GT 6/-	6F32 4/6	6F32 4/6
GZ94 10/-	PL500 15/-	U26 11/-	LD8GT 6/-	6F33 3/6	6F33 3/6
H63 7/6	PM24 5/-	U27 8/6	LE7G 7/6	6G6G 2/6	6G6G 2/6
HK54 22/6	PT15 10/-	U50 4/6	LF2 3/-	6Z4G 6/6	6Z4G 6/6
HW4/8006/6	PT25H 7/6	U92 4/6	LG6GT 6/-	6Z4GT 8/6	6Z4GT 8/6
HL23 6/6	PT28M 7/6	U91 11/6	LL4 3/6	6AB6 4/-	6AB6 4/-
HL23D5 6/6	PX4 14/-	U801 18/-	LLA6 6/-	6AC7 2/6	6AC7 2/6
HL41 4/-	PX25 9/-	UABC80 6/-	LLC6 7/6	6AG7 2/6	6AG7 2/6
HVR2 2/6	PY33 3/6	UAF42 9/-	LLH4 4/-	6AH6 10/-	6AH6 10/-
K3A 80/-	YF80 5/6	UBC41 6/-	LN21B 4/-	6AJ7 2/6	6AJ7 2/6
K3C 22/6	YF81 5/6	UBF80 5/6	LN43 4/-	6AK5 5/6	6AK5 5/6
K3D 8/6	YF82 6/-	URF89 6/6	LN70 4/6	6AK7 6/-	6AK7 6/-
K3E 4/6	YF83 6/-	ULB21 11/-	LR4 5/6	6AL5 2/6	6AL5 2/6
K3F 4/6	YF80 8/-	UC058 6/6	LR5 3/6	6AM2 2/6	6AM2 2/6
K3G 4/6	PZ1-35 9/6	UO42 8/6	LR4 5/6	6AM5 2/6	6AM5 2/6
K3H 4/6	PZ1-75 12/-	UC081 6/-	LR5 4/6	6AM6 4/6	6AM6 4/6
K3I 4/6	Q21 5/6	UCL82 10/-	LR4 5/6	6AQ5 7/6	6AQ5 7/6
K3J 4/6	Q25 5/6	UCL83 10/-	LA3 3/6	6AQ5W 9/6	6AQ5W 9/6
K3K 4/6	Q250 5/6	UP41 8/6	2C26 7/6	6AS6 2/6	6AS6 2/6
Q895/10 5/6	QR59 6/6	UR89 6/6	2C26A 3/6	6AS7 20/-	6AS7 20/-
Q8100 10/-	UL41 7/6	UC94 2/6	2C46 22/6	6AT6 4/-	6AT6 4/-
Q8102 10/-	UL94 5/6	UC46 30/-	2C46 22/6	6AU6 7/6	6AU6 7/6
Q8104 10/-	UL94 5/6	UC46 30/-	2C46 22/6	6AX4 3/6	6AX4 3/6
Q8106 10/-	UL94 5/6	UC46 30/-	2C46 22/6	6B7 6/6	6B7 6/6
Q8108 10/-	UL94 5/6	UC46 30/-	2C46 22/6	6B8 6/6	6B8 6/6
Q8110 10/-	UL94 5/6	UC46 30/-	2C46 22/6	6BA5 5/6	6BA5 5/6
Q8112 10/-	UL94 5/6	UC46 30/-	2C46 22/6	6BE6 4/3	6BE6 4/3
Q8114 10/-	UL94 5/6	UC46 30/-	2C46 22/6	6B7A 7/6	6B7A 7/6
Q8116 10/-	UL94 5/6	UC46 30/-	2C46 22/6	6B7B 7/6	6B7B 7/6
Q8118 10/-	UL94 5/6	UC46 30/-	2C46 22/6	6B7C 7/6	6B7C 7/6
Q8120 10/-	UL94 5/6	UC46 30/-	2C46 22/6	6B7D 7/6	6B7D 7/6
Q8122 10/-	UL94 5/6	UC46 30/-	2C46 22/6	6B7E 7/6	6B7E 7/6
Q8124 10/-	UL94 5/6	UC46 30/-	2C46 22/6	6B7F 7/6	6B7F 7/6
Q8126 10/-	UL94 5/6	UC46 30/-	2C46 22/6	6B7G 7/6	6B7G 7/6
Q8128 10/-	UL94 5/6	UC46 30/-	2C46 22/6	6B7H 7/6	6B7H 7/6
Q8130 10/-	UL94 5/6	UC46 30/-	2C46 22/6	6B7I 7/6	6B7I 7/6
Q8132 10/-	UL94 5/6	UC46 30/-	2C46 22/6	6B7J 7/6	6B7J 7/6
Q8134 10/-	UL94 5/6	UC46 30/-	2C46 22/6	6B7K 7/6	6B7K 7/6
Q8136 10/-	UL94 5/6	UC46 30/-	2C46 22/6	6B7L 7/6	6B7L 7/6
Q8138 10/-	UL94 5/6	UC46 30/-	2C46 22/6	6B7M 7/6	6B7M 7/6
Q8140 10/-	UL94 5/6	UC46 30/-	2C46 22/6	6B7N 7/6	6B7N 7/6
Q8142 10/-	UL94 5/6	UC46 30/-	2C46 22/6	6B7O 7/6	6B7O 7/6
Q8144 10/-	UL94 5/6	UC46 30/-	2C46 22/6	6B7P 7/6	6B7P 7/6
Q8146 10/-	UL94 5/6	UC46 30/-	2C46 22/6	6B7Q 7/6	6B7Q 7/6
Q8148 10/-	UL94 5/6	UC46 30/-	2C46 22/6	6B7R 7/6	6B7R 7/6
Q8150 10/-	UL94 5/6	UC46 30/-	2C46 22/6	6B7S 7/6	6B7S 7/6
Q8152 10/-	UL94 5/6	UC46 30/-	2C46 22/6	6B7T 7/6	6B7T 7/6
Q8154 10/-	UL94 5/6	UC46 30/-	2C46 22/6	6B7U 7/6	6B7U 7/6
Q8156 10/-	UL94 5/6	UC46 30/-	2C46 22/6	6B7V 7/6	6B7V 7/6
Q8158 10/-	UL94 5/6	UC46 30/-	2C46 22/6	6B7W 7/6	6B7W 7/6
Q8160 10/-	UL94 5/6	UC46 30/-	2C46 22/6	6B7X 7/6	6B7X 7/6
Q8162 10/-	UL94 5/6	UC46 30/-	2C46 22/6	6B7Y 7/6	6B7Y 7/6
Q8164 10/-	UL94 5/6	UC46 30/-	2C46 22/6	6B7Z 7/6	6B7Z 7/6
Q8166 10/-	UL94 5/6	UC46 30/-	2C46 22/6	6C21 80/-	6C21 80/-

6C16 9/-	6Y6G 6/-	30P19 15/-	1625 6/-
6D6 3/-	6B0L2 10/-	30P1L 8/-	1626 3/6
6E5 6/-	6Z4 5/6	3516GT 7/6	1629 4/6
6F3G 5/8	7B7 7/6	38T 17/6	2051 5/6
6F3G 5/8	7C4 10/-	35W4 5/6	4083 13/6
6F6G 4/6	7C6 7/6	35Z3 1/6	4083 13/6
6F7 6/7	7D7 7/6	35Z4GT 6/6	4313C 30/-
6F8G 6/6	7H7 7/3	35Z5GT 6/6	5704 9/6
6F12 4/6	7Q7 7/6	37 3/6	5726 6/6
6F13 5/7	7Y7 5/6	38 3/6	6060 5/6
6F34 5/6	7Z4 4/6	35W4 5/6	6064 7/6
6F32 4/6	8D2 2/6	50L6GT 6/6	6065 6/6
6F33 3/6	9D2 3/6	53A 7/6	6080 22/6
6G6G 2/6	9D6 3/6	57 7/6	7193 9/6
6H6M 1/6	10P9 9/6	58 6/6	7475 2/6
6F4WA 10/-	12A6 2/6	59 6/6	8013A 25/-
6F5 5/6	12A7 7/6	59 6/6	8020 8/6
6F5G 2/6	12A7 7/6	59 6/6	9001 3/6
6F6 3/6	12A7 7/6	59 6/6	9002 4/6
6F6V 6/6	12A7 7/6	59 6/6	9003 6/6
6F7G 5/6	12A7 7/6	59 6/6	9004 2/6
6F7G 5/6	12A7 7/6	59 6/6	9005 2/6
6F7G 5/6	12A7 7/6	59 6/6	9006 2/6
6F7G 5/6	12A7 7/6	59 6/6	9007 2/6
6F7G 5/6	12A7 7/6	59 6/6	9008 2/6
6F7G 5/6	12A7 7/6	59 6/6	9009 2/6
6F7G 5/6	12A7 7/6	59 6/6	9010 2/6
6F7G 5/6	12A7 7/6	59 6/6	9011 2/6
6F7G 5/6	12A7 7/6	59 6/6	9012 2/6
6F7G 5/6	12A7 7/6	59 6/6	9013 2/6
6F7G 5/6	12A7 7/6	59 6/6	9014 2/6
6F7G 5/6	12A7 7/6	59 6/6	9015 2/6
6F7G 5/6	12A7 7/6	59 6/6	9016 2/6
6F7G 5/6	12A7 7/6	59 6/6	9017 2/6
6F7G 5/6	12A7 7/6	59 6/6	9018 2/6
6F7G 5/6	12A7 7/6	59 6/6	9019 2/6
6F7G 5/6	12A7 7/6	59 6/6	9020 2/6
6F7G 5/6	12A7 7/6	59 6/6	9021 2/6
6F7G 5/6	12A7 7/6	59 6/6	9022 2/6
6F7G 5/6	12A7 7/6	59 6/6	9023 2/6
6F7G 5/6	12A7 7/6	59 6/6	9024 2/6
6F7G 5/6	12A7 7/6	59 6/6	9025 2/6
6F7G 5/6	12A7 7/6	59 6/6	9026 2/6
6F7G 5/6	12A7 7/6	59 6/6	9027 2/6
6F7G 5/6	12A7 7/6	59 6/6	9028 2/6
6F7G 5/6	12A7 7/6	59 6/6	9029 2/6
6F7G 5/6	12A7 7/6	59 6/6	9030 2/6
6F7G 5/6	12A7 7/6	59 6/6	9031 2/6
6F7G 5/6	12A7 7/6	59 6/6	9032 2/6
6F7G 5/6	12A7 7/6	59 6/6	9033 2/6
6F7G 5/6	12A7 7/6	59 6/6	9034 2/6
6F7G 5/6	12A7 7/6	59 6/6	9035 2/6
6F7G 5/6	12A7 7/6	59 6/6	9036 2/6
6F7G 5/6	12A7 7/6	59 6/6	9037 2/6
6F7G 5/6	12A7 7/6	59 6/6	9038 2/6
6F7G 5/6	12A7 7/6	59 6/6	9039 2/6
6F7G 5/6	12A7 7/6	59 6/6	9040 2/6
6F7G 5/6	12A7 7/6	59 6/6	9041 2/6
6F7G 5/6	12A7 7/6	59 6/6	9042 2/6
6F7G 5/6	12A7 7/6	59 6/6	9043 2/6
6F7G 5/6	12A7 7/6	59 6/6	9044 2/6
6F7G 5/6	12A7 7/6	59 6/6	9045 2/6
6F7G 5/6	12A7 7/6	59 6/6	9046 2/6
6F7G 5/6	12A7 7/6	59 6/6	9047 2/6
6F7G 5/6	12A7 7/6	59 6/6	9048 2/6
6F7G 5/6	12A7 7/6	59 6/6	9049 2/6
6F7G 5/6	12A7 7/6	59 6/6	9050 2/6

SPARES FOR AR 88 D RECEIVERS.

Ask for your needs from our huge selection.

PANEL METERS

0-3 amp RF	2in. square	20/-
100mA AC	3 1/2in. round	25/-
15v AC	2 1/2in. round	20/-
150v AC	2 1/2in. sq. (black dial)	25/-

"CONNECT AND FORGET, CANNOT OVERCHARGE" "ESSTRON" MARK I AUTOMATIC BATTERY CHARGER.

Initial charging rate 6-7 amps. The charging rate automatically adjusts itself to the charge in the battery. Automatic current and voltage control. Patented application of magnetic amplification to battery charging. Indicator lights show battery fully charged, receiving charge incorrectly connected or faulty cells. Mains voltage 200/250 v. Built for 6 or 12 v. batteries. Measurements 7 x 5 x 5 1/2 in. Weight 8 1/2 lb. Price £7.19.6. P.P. 3/6.

2 KW ULTRASONIC GENERATOR

together with power supply unit for 200-250 v. A.C. Complete two chassis with interconnecting cables. Frequency 37 to 43 kc/s adjusted by fine control. Peak output 2 kw., average output 500 w. Completely new with valves and manual £65, carriage paid U.K. Large selection of mains and Heavy Duty L.F. TRANSFORMERS.


VARIOMETER. No. 19 sets, 17/6. P. & P. 3/-.

MARCONI SIGNAL GENERATOR TYPE FT 801B/3/S.

Frequency range 12-485 Mc/s. in five ranges. Directly calibrated frequency dial. Output waveform: C.W. sine wave A.M., pulse A.M. (from ext. source only). Internal modulation frequency 1,000 c/s. Output: a normal-continuously variable directly calibrated from 0.1 µv.—0.5 v. b. high up to 1 v. modulated or 2 v. unmodulated, output impedance 50 ohms. Fine frequency tuning control, carrier on/off switch, built-in crystal calibration for 2 Mc/s and 10 Mc/s. Stabilised voltage supply. In excellent "as new" condition. Fully checked and guaranteed. £115. Carr. 30/-. Including necessary connectors, plugs and instruction manual.

C.R. 100 RECEIVER. 60kc—420kc, 500kc—13mc. In 6 bands, 2 HF stages, 3 IF stages, AVC on both phone and CW. Excellent condition, correctly tuned and guaranteed, £31. Carr. 30/-.

WELL PROVEN RELIABLE COMMUNICATION RECEIVER P.C.R.3



(Made by Pye). 3 bands, 1 medium wave, 2 120-43m, 3 43-13m. Overall sensitivity 1-2µV. S/Noise ratio 10 dB at 6µV. Circuit incorporates an RF stage, two I.F



MAIL ORDERS TO:
102 Henconner Lane
Bramley, Leeds 13
Terms: C.W.O. or C.O.D. No C.O.D. under £1. Postage 3/6 extra under £2. 5/6 extra under £5. Trade Supplied. S.A.E. with all enquiries please.

Personal shoppers welcome at any branches below. Open all day Sats.
BRADFORD 10 North Parade. Tel. (Half-day Wed.) 25349

BRISTOL 14 Lower Castle St. Tel. (Half-day Wed) 22904

BIRMINGHAM 30/31 Gt. Western Arcade, opp. Snow Hill Station. CENtral 1279. No half-day

DERBY 26 Osmaston Rd., The Spot (Half-day Wed.). Tel.: 41361

DARLINGTON 13 Post House Wynd (Half-day Wednesday) Tel.: 68043

EDINBURGH 133 Leith Street (Half-day Wed.)

GLASGOW 326 Argyle St. Tel.: (No half-day) CITY 4158

HULL 51 Savile Street (Half-day Thursday) Tel.: 20505

LEICESTER 32 High Street (Half-day Thurs.) Tel.: 56420

LEEDS 5-7 County (Mecca) Arcade (No Half-day) Tel.: 28252

LIVERPOOL 73 Dale St. (No half-day) Tel.: CENtral 3573

LONDON 238 Edgware Road, W2 (Half-day Thursday) Tel.: PADdington 1629

MANCHESTER New large store. (No half-day) 60A-60B Oldham St. Tel.: CENtral 2778


MIDDLESBROUGH (Half-day Wednesday) Walk-round store. 106 Newport Road.

NEWCASTLE Blackett Street
New branch opens early August.

SHEFFIELD 13 Exchange Street Castle Market Bldgs. (Half-day Thursday) Tel.: 20716

R.S.C. A15 15 WATT (R.M.S.) HI-FI TRANSISTOR AMPLIFIER with integral pre-amp tone control stages. Output for 3, 7.5 and 15 ohm speakers. Kit of parts consisting of Printed Circuit and all components for same including 9 Mullard or Newmarket latest type semi-conductors. **£6.19.9**

Heat sink and full wiring instructions sent with printed circuit fully wired and tested 30/- extra. Frequency Response: $\pm 1\text{dB}$ 20-20,000 cps. Harmonic Distortion: 0.1% measured at 1000 c.p.s. Hum and Noise: -80dB. Sensitivity: 2 mV. Bass Control: -9dB to -14dB at 40 c.p.s. Treble Control: +8dB to -13dB at 10 Kc/s. Suitable Power Pack Kit 39/6 or ready built 59/6.



NEWCASTLE New branch in BLACKETT STREET opening early August

HI-FI LOUDSPEAKER ENCLOSURES

All types of pleasing modern "silimline" design acoustically lined and ported in alternative finishes of light Teak or medium Walnut.

SFS. For optimum performance with any Hi-Fi 8in. speaker. Size 22 x 15 x 7in. Or Deposit 18/- and 9 mthly pmts of £6.10.6 **£5.15.0**

SE10. For 12in. Hi-Fi speaker with provision for two teak Walnut. Size 24 x 15 x 7 1/2in. Or Deposit 21/- and 9 mthly pmts of 15/4 (Total £7.19.0) **£6.19.9**

SE12. For outstanding performance with any 12in. Hi-Fi speaker. Cut for tweeter. Size 24 x 20 x 7 1/2in. Or Deposit 27/- and 9 mthly payments of 18/2 (Total £9.10.6) **£8 Gns.**

AUDIOTRINE HI-FI SPEAKER SYSTEMS

Consisting of matched 12in. 12,000 line, 15 ohm high quality speaker; cross-over unit (consisting of choke, condenser, etc.) and Tweeter. Smooth response and extended frequency range ensure a surprisingly realistic reproduction. Standard 10 watt rating. Or **£4.19.9**

Senior 20 watt inc. Pane 122/10 speaker **£6.19.9**. Carr. 5/6 7/6. Or Dep. 21/- and 9 mthly pmts of 15/4 (Total £7.19.0)

AUDIOTRINE HF100D 10in. 15W HI-FI Loudspeakers. Heavy cast construction. Dual cone. Smooth frequency response 20-20,000 c.p.s. Speech coil 3 or 15 ohms. Exceptional value. Carr. 5/9 **£5.15.0**

W.B. "STENTORIAN" HI-FI. P.M. SPEAKERS HF1012. 10 watts rating. Where a really good quality speaker at a low price is required we highly recommend this unit with an amazing performance. Please state whether 3 or 15 ohms required. **£5.9.9**


R.S.C. JUNIOR BASS REFLEX CABINET. Designed for above speaker, but suitable for any good quality 8in. or 10in. speaker. Acoustically lined and ported. Medium Walnut veneer finish. Size 18 x 12 x 10in. Strongly made. Handsome appearance. Superb reproduction. Carr. 3/6 **£4.10.0**

TWEETERS R.A. 3 ohm 25/9. 15 ohm 25/9



R.S.C. STEREO/TEN HIGH QUALITY AMPLIFIER

A complete set of parts for the construction of a stereo amplifier giving 5 watts high quality output on each channel (total 10 watts). Sensitivity is 50 millivolts. Suitable all crystal or ceramic stereo heads. Ganged Bass and Treble Control give equal variation of "lift" and "cut". Provision is made for use as straight (monaural) 10 watt amplifier. Valve line-up ECC83, ECC83, EL84, EL84, E281. Outputs for 2-3 ohm speakers. Point to point wiring diagrams and instructions supplied. Send S.A.E. for leaflet. Or supplied factory assembled with 12 months guarantee. Dep. 36/- and 9 monthly payments 25/5 (Total £13.4.9). Carr. 11/6 **£8.15.0**



R.S.C. STEREO 20/HIGH FIDELITY AMPLIFIER

PROVIDING 10/4 WATT ULTRA LINEAR PUSH-PULL OUTPUT ON EACH CHANNEL. SUITABLE FOR "MIKE", GRAM, RADIO OR TAPE. Employing valves ECC83, ECC83, ECL86, ECL86, ECL86, E281. Frequency Response: $\pm 2\text{dB}$ 30-20,000 c.p.s. Hum Level: 65dB down. Sensitivity: 5 millivolts maximum. Harmonic Distortion: (each channel): 0.2%. ★ Four-position tone compensation and Input Selector. Output transformers are high-quality sectionally wound to required specification. Output matching for 3 and 15 ohm speakers on each channel. Complete set of parts with point-to-point wiring diagrams and instructions. Carr. 12/6 **14 Gns.**


Or factory assembled, tested and supplied with our usual 12 months guarantee. Or Deposit £3 and 9 monthly payments 43/2 (Total £22.4.6). Carr. 12/6 **19 Gns.**

R.S.C. SUPER 15 HI-FI AMPLIFIER COMPLETELY NEW UNITS WITH TECHNICAL SPECIFICATIONS AND APPEARANCE COMPARING MORE THAN FAVOURABLY WITH SIMILAR AMPLIFIERS AT 2-3 TIMES THE COST **R.S.C. SUPER 30 STEREO AMPLIFIER**

FULLY TRANSISTORISED 200/250v. A.C. Mains Operation
OUTPUT 10 WATTS R.M.S. into 15 ohms.
15 WATTS R.M.S. into 8-4 ohms.
Maximum instantaneous Peak power output 28 watts.
PRINTED CIRCUIT CONSTRUCTION.
LATEST MULLARD TRANSISTORS. AD149, AD149, OC127Z, OC81Z, OC44, OC44, OC81Z, OC44, AC107.
5 POSITION INPUT SELECTOR SWITCH
EQUALISATION to Standard R.I.A.A. and C.C.I.R. Characteristics for Gram and Tape Heads.
FULL TAPE MONITORING FACILITIES.
SENSITIVITIES: Magnetic P.U. 4 mV. Crystal or Ceramic P.U. 400 mV. Microphone 4.5 mV. Tape Head 2.5 mV. Radio/Aux or Ceramic P.U. 110 mV.
FREQUENCY RESPONSE: 20-20,000 c.p.s.
TREBLE CONTROL: -15dB to -14dB at 10 Kc/s.
BASS CONTROL: +12B to -15dB at 50 c/s.
HARMONIC DISTORTION at 10 Watts R.M.S. 1,000 c.p.s. 0.35%. **HUM LEVEL:** -75dB.
NEGATIVE FEEDBACK: 52dB.

Complete Kit of parts with full constructional details and point to point wiring diagrams. Carr. 10/- **10 1/2 Gns.**
Or Kit with Printed Circuit wired and tested 30/- extra. Or Deposit 17/- and 9 monthly payments of 22/11 (Total £13.18.3).
Attractive Walnut or Teak finished cabinet 5 gns. or Deposit 17/- and 9 monthly payments 11/8 (Total £5.18.3). Or unit factory built and tested, complete with cabinet and with our usual 12 months guarantee. 18 Gns.
Or Deposit £3.9.0 and 9 mthly pmts 40/8 (Total £21.13.6). Carr. 12/6 **ALL COMPONENTS ETC. MADE OF A HIGH STANDARD AND SUPPLIED BY LEADING BRITISH MANUFACTURERS.**

TECHNICAL SPECIFICATIONS AND APPEARANCE COMPARING MORE THAN FAVOURABLY WITH SIMILAR AMPLIFIERS AT 2-3 TIMES THE COST



IMPORTANT NOTE. Rated output figures are given in R.M.S. and not speech and music or I.H.F.M. otherwise we could obviously quote much higher outputs.

SOUND OUTPUT QUALITY CAN BE OBTAINED BY THE USE OF R.A.3 ANCILLARY EQUIPMENT. All required parts, point to point wiring diagrams and detailed instructions. Printed circuits can be supplied with appropriate components assembled, soldered and tested for £3 extra. Terms: Deposit 6 Gns. and 9 monthly payments 18 Gns. 39/1 (Total £23.17.9).
Attractive Walnut or Teak finished cabinet 5 gns. or Deposit 17/- and 9 monthly payments 11/8 (Total £5.18.3). Or unit completely assembled ready for use housed in cabinet. 29 Gns. Carr. 15/- or Deposit 24.12.0 and 9 mthly pmts 64/10 (Total £33.15.6).
Send S.A.E. for leaflet.

HIGH FIDELITY LOUDSPEAKER UNITS

AUDIOTRINE PETITE Really astounding performance. Size only 10 1/2 x 6 1/2 x 7 1/2in. Rating 10 watts. Frequency range 45-20,000 c.p.s. Cabinet beautifully finished in Teak (light) or Walnut (medium). Fitted specially designed Heavy cast 5in. speaker with large pole pieces, extra long voice coil and rubber cone surround. Impedance 3 ohms or 15 ohms. Or Deposit 36/- and 9 monthly payments of 25/- (Total £13.1.0). Carr. 7/6 **11 Gns.**

The GLOUCESTER Handsome "silimline" cabinet, acoustically lined. Size 24 x 20 x 6 1/2in. Finished light Teak or medium Walnut. 12in. high flux 12in. line speaker. Cross-over unit and Tweeter. Rating 10 watts. Smooth response 40-20,000 c.p.s. Impedance 15 ohms. Or Deposit 36/- and 9 monthly payments 25/- (Total £13.1.0). Carr. 15/- **11 Gns.**

The BRONTE Handsome cabinet of modern styling. Acoustically lined and finished Teak or Walnut. Size 22 x 15 x 7 1/2in. Fitted Wharfedale Super 8 RSDD Speaker, with Roll surround and dual cone. Rating 6 watts. Impedance 15 ohms. Or Deposit 39/- and 9 monthly payments 27/8 (Total £14.4.8). Carr. 15/- **12 Gns.**

CORNER CONSOLE CABINETS
Strongly made. Beautiful polished walnut veneer finish. Pleasing design. Junior Model. For up to 8in. speaker. Approx. 20 x 11 x 8in. Carr. 5/6 **49/9**
Standard Model. To take up to 10in. speaker. Size 27 x 13 x 8in. Carr. 5/6 **5 Gns.**
Senior Model. To take up to 12in. speaker and with Tweeter cut-out. Size approx. 30 x 30 x 15in. (Recommended for use with Audiotrine speaker system. Terms available. Carr. 5/6 **8 Gns.**

R.S.C. GRAM AMPLIFIER KIT. 8 watts output. Negative feedback. Controls: Vol. Tone and Switch. Mains operation 200-250V. A.C. Fully isolated chassis. Circuit, etc., supplied. Only 44/9. Carr. 3/9.

TAPE PRE-AMPLIFIER. Type L/P1. Switched Equalisation. Positions for Recording at 1 1/2in., 3 1/2in., 7 1/2in. per sec., and Playback. EM84 Recording Level Indicator. Designed primarily as the link between a Magnavox Tape Deck and Hi-Fi amplifier, suitable most Tape Decks. S.A.E. for leaflet. **10 1/2 Gns.**

R.S.C. SUPER 15 HI-FI AMPLIFIER

FULLY TRANSISTORISED 200/250v. A.C. Mains Operation
OUTPUT 10 WATTS R.M.S. into 15 ohms.
15 WATTS R.M.S. into 8-4 ohms.
Maximum instantaneous Peak power output 28 watts.
PRINTED CIRCUIT CONSTRUCTION.
LATEST MULLARD TRANSISTORS. AD149, AD149, OC127Z, OC81Z, OC44, OC44, OC81Z, OC44, AC107.
5 POSITION INPUT SELECTOR SWITCH
EQUALISATION to Standard R.I.A.A. and C.C.I.R. Characteristics for Gram and Tape Heads.
FULL TAPE MONITORING FACILITIES.
SENSITIVITIES: Magnetic P.U. 4 mV. Crystal or Ceramic P.U. 400 mV. Microphone 4.5 mV. Tape Head 2.5 mV. Radio/Aux or Ceramic P.U. 110 mV.
FREQUENCY RESPONSE: 20-20,000 c.p.s.
TREBLE CONTROL: -15dB to -14dB at 10 Kc/s.
BASS CONTROL: +12B to -15dB at 50 c/s.
HARMONIC DISTORTION at 10 Watts R.M.S. 1,000 c.p.s. 0.35%. **HUM LEVEL:** -75dB.
NEGATIVE FEEDBACK: 52dB.

Complete Kit of parts with full constructional details and point to point wiring diagrams. Carr. 10/- **10 1/2 Gns.**
Or Kit with Printed Circuit wired and tested 30/- extra. Or Deposit 17/- and 9 monthly payments of 22/11 (Total £13.18.3).
Attractive Walnut or Teak finished cabinet 5 gns. or Deposit 17/- and 9 monthly payments 11/8 (Total £5.18.3). Or unit factory built and tested, complete with cabinet and with our usual 12 months guarantee. 18 Gns.
Or Deposit £3.9.0 and 9 mthly pmts 40/8 (Total £21.13.6). Carr. 12/6 **ALL COMPONENTS ETC. MADE OF A HIGH STANDARD AND SUPPLIED BY LEADING BRITISH MANUFACTURERS.**

AUDIOTRINE HI-FI TAPE RECORDER KIT

REALISM AT INCREDIBLY LOW COST. CAN BE ASSEMBLED IN AN HOUR, ONLY 4 PAIRS OF SOLDERED JOINTS PLUS MAINS. Incorporating the latest Magnavox Tape Deck. The Audiotrine High Quality Tape Amplifier with switched equalisation for each of 3 speeds. High Flux P.M. Speaker, empty Tape Spool, a Reel of Best Quality Tape and a handsome Portable Cabinet of latest styling finished dark grey leathercloth. Size 14 1/2 x 17 x 8 1/2 in. and circuit. Purchased separately would total approx. £34. Performance equal to units in the £50-£60 class. S.A.E. for leaflets. TERMS: Deposit 4 gns. and 9 monthly payments of 5/6 (Total 29 1/2 gns.). 4 Track Model 3 gns. extra.

26 1/2 Gns.
Carr. 19/6



R.S.C. 4/5 WATT A5 HIGH GAIN AMPLIFIER


A highly sensitive 4-valve quality amplifier for the home, small club, etc. Suitable for all crystal or ceramic P.U. heads and practically all "mikes". Separate Bass and Treble controls giving "lift" and "cut". Hum level 7dB down. Negative Feedback 15dB. H.T. of 300v. 25mA and point wiring diagrams and instructions. Exceptional value £4.17.9



or assembled ready for use £6.2.9, plus 3/6 Carr.

R.S.C. A10 30 WATT ULTRA LINEAR HI-FI AMPLIFIER


A highly sensitive Push-Pull high output unit with Pre-amp/Tone Control Stages. Performance figures compare equally with most expensive amplifiers available. Hum level -70dB. Frequency response 4.3dB 30-20,000 c/s. Specially designed sectionally wound ultra linear output transformer with 807 output valves. All first grade components. Valves EF86, EF86, ECC83, 807, 807, GZ34. Separate Bass and Treble Controls. Sensitivity 12 millivolts so that any kind of Microphone or Pick-up is suitable. The unit is designed for Clubs, Schools, Theatres, Dance Halls or Outdoor Functions, etc. For use with Electronic Organ, Guitar, String Bass, etc. Gram, Radio or Tape. Output socket provides L.T. and H.T. L.T. of 6.3v. 1.5a. available for supply of Radio Tuner or



Radio Tuner. Two inputs with associated volume controls so that two separate inputs such as Gram and "Mike" can be mixed. 200-250v. 50 c/s A.C. mains. Output for 3 and 15 ohm speakers. Complete kit of parts with fully punched chassis and point to point wiring diagrams and instructions. Supplied factory built with EL34 output valves. 12 months guarantee for 15 gns. If required perforated cover with carrying handles can be supplied for 2/1-. Send s.a.e. for leaflet. TERMS: Deposit 4/8- and 9 monthly payments of 3/7 (Total £17.10.3).

HIGH FIDELITY 12-14 WATT AMPLIFIER TYPE A11

PUSH-PULL ULTRA LINEAR OUTPUT "BUILT-IN" TONE CONTROL PRE-AMP Two input sockets with associated controls allow mixing of "mike" and gram, etc., etc. High sensitivity. Valves ECC83, ECC83, EL84, EL84, EZ81. High quality sectionally wound output transformer specially designed for Ultra Linear operation and reliable small condensers of current manufacture. INDIVIDUAL CONTROLS FOR BASS AND TREBLE. Frequency response +3dB 30-20,000 c/s. Six negative feedback loops. Hum level -60dB. SENSITIVITY 23 millivolts. Suitable for Crystal or Ceramic P.U.s, all types "mikes". Comparable with the very best designs. For Musical Instruments



such as String Bass, Electronic Guitars, etc. Output Socket provides 300v. 30mA, and 6.3v. 1.5a. for supply of a Radio Tuner. Size approx. 12 x 9 x 7 in. For A.C. mains 200-250v. 50 c.p.s. Output for 3 and 15 ohm speakers. Kit complete to last nut. Chassis fully punched. Full instructions and point-to-point wiring diagrams supplied £8.15.0 (or factory built £11.15.0). Carr. 11/6
Metal covers with 2 carrying handles can be supplied for £1. TERMS ON ASSEMBLED UNITS: Deposit 3/6 and 9 monthly payments of 2/9 (Total £13.3.3). Send S.A.E. for illustrated leaflet detailing Cabinets, Speakers, Mikes, etc.

R.S.C. BASS-REGENT 50 WATT AMPLIFIER

AN EXCEPTIONALLY POWERFUL HIGH QUALITY ALL-PURPOSE UNIT For lead, rhythm, bass guitar and all other musical instruments. For vocalists, gram, radio, tape and general public address
★ UNUSUALLY POWERFUL LOUDSPEAKER COMBINATION consisting of a FANE HIGH FLUX 15in. 30 watt unit PLUS a FANE 12in. 20 watt unit with extended frequency response. ★ 4 Jack Inputs and two Volume Controls for simultaneous use of up to 4 pick-ups or "mikes".
★ Cabinets covered in two-tone Rexine/Vynair with gold trimming. Fitted carrying handles. ★ Separate Bass and Treble Controls giving "lift" and "cut". Send S.A.E. for leaflet. Or call at one of our many branches and compare the Bass-Regent with units at three times the cost. Carr. 30/- Or deposit £7.17.6 and 9 monthly payments of £5.10.10. (Total 55 gns.)



R.S.C. B20 MULTI-PURPOSE AMP.

especially suitable for Bass Guitar Incorporating massive 15in. high flux loudspeaker. Rating 25 watts. Individual bass and treble controls. Two jack inputs separately controlled. Substantial cabinet attractively finished in Rexine and Vynair. Size approx. 24 x 21 x 11in. Send S.A.E. for leaflet. Or Deposit £4.14.6 and 9 monthly payments of 66/- (Total £34.8.6) Carr. 17/6



G15 15 WATT AMPLIFIER for Lead or Rhythm Guitar, Mike, Gram or Radio

High-fidelity output. Separate bass and treble controls. Twin separately controlled inputs so that two instruments or "mike" and pick-ups can be used at the same time. Heavy Duty 12in. 20 watt Speaker. Cabinet covered in attractive Rexine/Vynair. Size approx. 18 x 18 x 8in. Or deposit 3 gns. and 9 monthly payments of 4/7 (Total £22.15.3). S.A.E. for leaflet. Carr. 15/-

LINEAR TREMOLO PRE-AMP UNIT

Suitable for use with any of our Amplifiers. Controls are Speed (frequency of interruptions). Depth (for 4 1/2 Gns. heavy or light effect). Volume and Switch.

COMPLETE POWER PACK KIT

Consisting of Mains Transformer, Metal Rectifier, Electrolytics, smoothing choke, chassis and circuit. 200/250v. A.C. mains. Output 250v. 60mA. 6.3v. 2a or with metal cover 26/9 22/9

R.S.C. BATTERY/MAINS CONVERSION UNITS

Type BML. An all-dry battery eliminator. Size 5 1/2 x 4 1/2 x 2in. approx. Completely replaces batteries supplying 1.4v. and 90v. where A.C. mains 200/250v. 50 c/s is available. Complete kit with diagram 44/9 or ready for use 44/9



TRANSISTORISED SOUND MIXER

Enables mixing of up to 4 standard jack inputs, i.e., microphone, tape, gram, tuner, etc., into single output. Compact and completely self-contained. Uses 4/9 standard 9v. battery.

LATEST MAGNAVOX 363 TAPE DECKS


3 speeds 1 1/2in., 3 1/2in., 7 1/2in. per sec. A robust high quality Deck with high fidelity recording heads. Includes: Digital Counter, pause control. Heavy 4 pole fully screened motor. Record Interlock to prevent accidental erasure. For 200-250 v. A.C. Two Track 10 Gns. Carr. 7/6 Model Four track £13.19.6
12in. 30 Watt Heavy Duty Loudspeakers. 15 ohms. Flux density 17,000 lines. ONLY

FANE HEAVY DUTY HI-FI SPEAKERS

12in. 20 watt. Type 122/10. Post 5/6. GNS. (MANCHESTER) LTD.

R.S.C. COLUMN SPEAKERS

Covered in two-tone Rexine/Vynair. Ideal for vocalists and Public Address. 15 ohm matching. Type C58, 15-20 watts. Fitted five 8in. high flux speakers. Overall size approx. 12 1/2 Gns. 42 x 10 x 5in. Or Deposit £2 and 9 monthly payments of 2/8 (Total £14.12.4) Carr. 10/- Type C42, 40 watts. Fitted four 12in. 12,000 line 10 watt speakers. Overall size 19 1/2 Gns. 56 x 14 x 8in. approx. Carr. 15/- Or Deposit 3 gns. and 9 monthly payments of 4/7 (Total £22.15.3).



18in. 60 WATT EXTRA HEAVY DUTY LOUDSPEAKERS

Famous make. Normal price over £25. Very limited number to clear with full guarantee. Terms available. Carr. 15/- 17 Gns.

12in. HIGH QUALITY LOUDSPEAKERS

In walnut veneered cabinet. 10 Watt for 3 or 15 ohms. £4.19.6 Speech coil 3 or 15 ohms. Terms: Deposit 15/- and 9 Carr. 5/6 monthly payments of 11/2 (Total £5.15.6) 20 Watt Model. 15 ohm. Size 18x18x10in. Terms: Deposit 24/6 and 9 Carr. 5/6 monthly payments of 17/8 (Total £5.19.9) Carr. 8/6 30 Watt Model. 15 ohms. Or 10 Gns. Carr. 10/- Deposit 32/- and 9 monthly payments of 22/4 (Total £11.13.0). Any of above in extra heavy Rexine covered Cabinets, £1 extra.



30 WATT HI-FI AMPLIFIER for Guitar, Vocal or Instrumental Groups

A Four Input, two volume control HI-FI unit with separate Bass and Treble "cut" and "boost" controls. Latest type valves. Housed in strong Rexine covered cabinet with twin carrying handles. Attractive black and gold perspex fascia plate. For 200-250v. A.C. mains. Output for 3 or 15 ohm speakers. Send S.A.E. for leaflet. Deposit £3 and 9 monthly payments of 3/7 (Total £19.16.9). Carr. 12/6. 17 Gns.



HEAVY DUTY SELENIUM RECTIFIERS

12v. 15 amps. F.W. (Bridge). Only 19/9

TRANSFORMER SALE Mullard OC71 2/11, OC45 3/11, OC4 3/11, OCT2 2/11, OCT1 2/11, OCT1 2/11, AF11 6/9, Ediswan XA101 3/9, XA112 3/9, XC101A 3/9. Postage 6d. for up to 3 transformers.

INTEREST CHARGES REFUNDED

on H.P. and Credit Sale Accounts settled in 6 months

R.S.C. MAINS TRANSFORMERS

FULLY GUARANTEED Interleaved and Impregnated. Primaries 200-250v, 50 c/s. Screened. MIDGET CLAMPED TYPE 2 1/2 x 2 1/2 x 2 1/2 in. 250v. 60mA. 6.3v. 2a 14/11 300-0-300v. 60mA. 6.3v. 2a 15/11 FULLY SHROUDED UPRIGHT MOUNTING 250-0-250v. 60mA. 6.3v. 2a, 0-5-6.3v. 2a, 2 1/2 x 3 x 3 in. 19/9 250-0-250v. 100mA. 6.3v. 4a, 0-5-6.3v. 2a. 33/9 300-0-300v. 100mA. 6.3v. 4a, 0-5-6.3v. 2a. 33/9 For Mullard 510 Amplifier 350-0-350v. 100mA. 6.3v. 4a, 0-5-6.3v. 2a. 41/9 350-0-350v. 150mA. 6.3v. 4a, 0-5-6.3v. 2a. 42/9 425-0-425v. 200mA. 6.3v. 4a, c.t., 5v. 2a. 48/9 425-0-425v. 200mA. 6.3v. 4a, 6.3v. 4a, 5v. 2a. 48/9 TOP SHROUDED DROP-THROUGH TYPE 250-0-250v. 70mA. 6.3v. 2a, 0-5-6.3v. 2a. 19/9 250-0-250v. 100mA. 6.3v. 3.5a. 21/9 250-0-250v. 100mA. 6.3v. 2a. 6.3v. 1a. 22/9 350-0-350v. 80mA. 6.3v. 2a, 0-5-6.3v. 2a. 23/9 250-0-250v. 100mA. 6.3v. 4a, 0-5-6.3v. 2a. 32/9 300-0-300v. 100mA. 6.3v. 4a, 0-5-6.3v. 2a. 32/9 300-0-300v. 130mA. 6.3v. 4a, 0-5-6.3v. 1a. suitable for Mullard 510 Amplifier. 39/9 350-0-350v. 100mA. 6.3v. 4a, 0-5-6.3v. 2a. 39/9 350-0-350v. 150mA. 6.3v. 4a, 0-5-6.3v. 2a. 39/11 FILAMENT TRANSFORMERS 6.3v. 1.5a. 8/9 6.3v. 3a. 8/9 6.3v. 2a. 7/9 6.3v. 6a. 19/9 12v. 1a. 8/9 12v. 3a or 24v. 1.5a 19/9

AUTO (Step UP/Step DOWN) TRANSFORMERS

50-50 watts 1419 250 watts 49/9 150 watts 29/11 500 watts 99/9 CHARGER TRANSFORMERS 0-9-15v. 1 1/2a. 12/9 0-9-15v. 5a 21/9 0-9-15v. 2 1/2a. 16/9 0-9-15v. 6a 25/11 0-9-15v. 3a. 15/9 0-9-15v. 8a 31/9 OUTPUT TRANSFORMERS Standard Pentode 5,000 Ω to 3 Ω or 7,000 Ω to 3 Ω 7/9 Push-Pull 8 watts EL34 to 3 Ω or 15 Ω 11/9 Push-pull 10-12 watts 6V6 to 3 Ω or 15 Ω 19/9 Push-pull 10-12 watts to match 6V6 to 3, 5, 8 or 15 Ω 21/9 Push-pull EL84 to 3 or 15 Ω 10-12 watts 19/9 Push-pull Ultra Linear for Mullard 610, etc. 35/9 Push-pull 15-18 watts, sectionally wound 6L6, KT66, etc. for 3 or 15 Ω 29/9 Push-pull 20 watt high-quality sectionally wound, EL34, 6L6, KT66, etc., to 3 or 15 Ω fully shrouded 55/9 SMOOTHING CHOKES 150mA, 7-10H, 250 Ω 12/9 80mA, 10H, 350 Ω 7/9 100mA, 10H, 200 Ω 9/11 60mA, 10H, 400 Ω 4/11

7 Gns. 10/9

STERN-CLYNE ELECTRONIC CENTRES

MEMBER OF THE
PANTIYA
GROUP OF
COMPANIES

MAIL ORDER & ALL ENQUIRIES TO: DEPT. PW. 3-5 EDEN GROVE, HOLLOWAY, LONDON, N.7. Tel. NORTH 8161/5.

LONDON:
18 Tottenham Court Road, W.1.
23 Tottenham Court Road, W.1.
309 Edgware Road, W.2.
109 Fleet Street, E.C.4.
162 Holloway Road, N.7.

MUS 5929/0095
MUSem 3451
PADdington 6963
FLEEt Street 5312/3
NORTH 7941

9 Camberwell Church Street, S.E.5.
220 Edgware Road, W.2.

RODney 2875
PADdington 5607

CROYDON: 12 Suffolk House, George Street.

MUNICIPAL 3250

BRISTOL: 26 Merchant Street, Bristol 1. Bristol 20261

LIVERPOOL: 52 Lord Street.
MANCHESTER:
20/22 Withy Grove, M/c 4.
SHEFFIELD: 125 The Moor.
NOTTINGHAM: Eastown House, Lincoln St.

Royal 7450

Blackfriars 5379/5246

Sheffield 28993

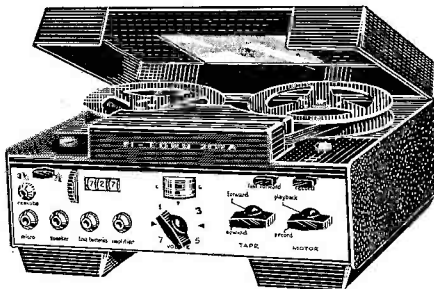
Nottingham 43889

EXCEPTIONAL OPPORTUNITY!

Fabulous FI-CORD 202A TAPE RECORDERS

Current List Price £69.6.0
ONLY from STERN-CLYNE


39 GNS. H.P. terms available
Complete. Suitable Microphones available.



World renowned Fi-Cord. Recognised as one of the finest Hi-Fi battery recorders obtainable. The choice of professional sound engineers for serious outdoor work. Use it for true reproduction of sound—anywhere. Ideal for home film making, and all business and travel work. Magnificently engineered and constructed. Features include: frequency range 50-12,000 c/s (± 3 dB) 2 speeds— $7\frac{1}{2}$ and $3\frac{3}{4}$ i.p.s., level meter/battery tester tape counter, and plug-in provision for external services. Input <math>< 0.26\frac{1}{2} x $4\frac{1}{2}$ in. Weight: $6\frac{1}{2}$ lb. including batteries.

ONLY FROM STERN-CLYNE

The Unique GRAMSTAND




£10.7.6
Carriage 10/-

GRAMSTAND is a superb BSR Autochanger—with many added facilities—already assembled on a handsome, specially designed hardwood plinth. GRAMSTAND is made exclusively for Stern-Clyne to meet the requirements of modern bookshelf mounted and space limited Hi-Fi systems.

Features include:

- Lightweight tubular arm.
- Latest Mono/Stereo Ceramic Cartridge.
- Diamond Stylus.
- Heavy balanced 10 $\frac{1}{2}$ in. turntable.
- Built-in P.U. plug and socket and integral 6ft. mains lead.

GR150 COMMUNICATIONS RECEIVER



20 Gns.
Carriage and Insurance 15/-

Compact and attractive as a drawing-room radio but packed with communications engineering features to bring in the most distant stations loud and clear. Continuous coverage from 540 Kc/s to 30 Mc/s takes in all broadcast bands, shipping, world-wide short wave and Ham radio. Built-in features include extra large tuning dial, extending rod aerial, "S" meter, B.F.O., Noise Limiter, extra quality loudspeaker etc. Meticulously constructed, handsomely finished. Essential for superb reception but cheaper than many domestic radios. Size only 12 $\frac{1}{2}$ x 5 x 8 in. Standard mains operation.

EXCLUSIVE OFFER OF TOP QUALITY RECORDING TAPE

New American branded tape by world renowned manufacturers and equal in quality to the best obtainable anywhere. Guaranteed splice free, red oxide coated, with full frequency response and uniform output. Resistant to moisture, heat, cold and abrasion. Available in a wide range of Acetate and Polyester qualities, each distinctive boxed and cellophane wrapped in colour coded cartons showing recording times at $7\frac{1}{2}$, $3\frac{3}{4}$ and $1\frac{1}{2}$ i.p.s. Compare the prices!

RANGE AVAILABLE		
POLYESTER		
3 $\frac{3}{4}$ in.	600ft. Double Play	11 6
7 in.	1,200ft. Standard	12 6
5 in.	1,200ft. Double Play	15 0
7 in.	1,800ft. Long Play	20 0
5 $\frac{1}{2}$ in.	1,800ft. Double Play	22 6
7 in.	2,400ft. Double Play	25 0

ACETATE		
5 in.	600ft. Standard	8 6
5 in.	900ft. Long Play	10 0
5 $\frac{1}{2}$ in.	1,200ft. Long Play	12 6

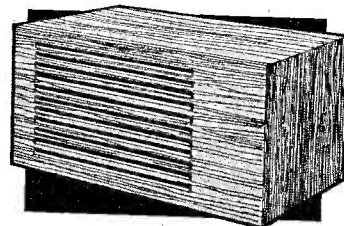
Both types post and packing 1/- per reel. Four or more reels post free.

Spare spools, splicers and all Tape Accessories in stock.

SPECIAL OFFER

Internationally branded acetate tape, 7 in. reel, 1200ft. giving 60 minutes per track at $3\frac{3}{4}$ i.p.s. Only 10/6, add 1/6 post and packing.


ONLY FROM STERN-CLYNE New bookshelf size MEGAMITE speaker system



- Full frequency range
- Employs specially designed free-cone bass unit
- Includes matching tweeter and crossover
- Handles 10 watts output

Special 5 in. free-cone bass unit uses enormously powerful Feroba magnet to obtain the exceptional cone movement needed to get clean, deep-down bass response equal to much larger speaker performance. Matching 4 in. tweeter and crossover is housed with bass unit in heavily lagged, handsome task veneered cabinet, size only 13 x 7 x 8 in. deep. Mounts vertically or horizontally. Ideal for modern Hi-Fi systems where clean, unobtrusive appearance with high performance is required.

£8.19.6 Carriage 7/6.




Optional Power Pack available

SUPERB NEW STERN-CLYNE FMI VHF TUNER

Specially designed for the Amateur builder, a new sensitive tuner unit that provides stable, interference-free reception of BBC FM transmissions. High quality output signal ensures optimum performance from any Hi-Fi audio system; superb styling makes for harmonious installation with existing equipment. Reliable easily aligned circuit employs RF stage, tuned anode grid freq. changer, 2 IF's Noise Limiter and Ratio Detector. Input sens. 100mV for 40dB. Distortion less than 1% at full delivery. Power req. 200r at 20mA and 6.3v at 1.5A. Panel black and silver-grey, size 8 x 5 in.

FMI Kit of parts Carr. 4/-
Assembled and tested **£7.9.6** Carr. 4/-
£10.9.6 Carr. 4/-

TEST 7 Pocket Multimeter



39/6
Carr. 2/-

A really versatile instrument that makes a handy pocket-size tool. Measures AC or DC voltage in three ranges of 0-15-150-1000v. Resistance 0-1000,000 ohms and Current 0-150 mA. DC. Size only 3 $\frac{1}{2}$ x 2 $\frac{1}{2}$ x 1 $\frac{1}{2}$ in., with ingenious dial design providing a clear, easily read scale. Complete with battery and test leads.

PRACTICAL WIRELESS

VOL 42 No 4

issue 714

AUGUST 1966

TOPIC OF THE MONTH

Dah Dit Dah!

WHENEVER you hear the cry "Down with Morse" you can be sure that within arm's reach is a frustrated character with an RAE pass wondering if N is dit-dah or dah-dit and proclaiming that the Morse Test is a creaking anachronism maintained simply to thwart would-be radio amateurs.

Superficially there may be a case for confining the Morse Test to limbo, for many prospective amateurs feel no affinity with c.w. It is understandably galling for an enthusiast who wants to use 'phone to find that if he is unwilling to reach his 12 w.p.m. he must be restricted to the nether regions of the 440Mc/s band.

And the existence of a reserve of amateur c.w. operators who could be called in for emergency duties (and which proved so valuable in 1939) is no longer important owing to the shift in military communications techniques and practices.

Even so, we not only support the continuance of the Morse Test but positively encourage a wider use of c.w. even to the extent of desiring every amateur station to devote some time to it.

The simplest way to get on the air is via a small c.w.-only transmitter and the surest path to success is to learn the rudiments with small gear and progress step by step to more complex rigs. Also, the range of c.w. is much greater than telephony and simple gear can give satisfactory results for the probationary ham.

Furthermore, letting a newcomer loose with a microphone is like throwing a Christian to the lions! Exposed to the ponderous drivel that passes for conversation on some sections of the amateur bands, he will start off on the wrong foot. But on c.w., he will better learn how to operate a station efficiently. Morse demands economy of message information, encourages snappier communications—and the language barrier does not exist. He will also be spared such delights as having Aunt Maude rip off a few gems on the weather conditions in Scunthorpe on the EL-key!

To mix a metaphor or two, the amateur with his L-plates up will find that a good long baptism of key bashing wins hands down. And so, to those inventing elaborate curses for the shade of Samuel Morse we say: keep at it—you may even, like Dr. Strangelove, learn to stop worrying and love the Code!

W. N. STEVENS, Editor

NEWS AND COMMENT

Leader	247
News and Comment	248, 272
On the Short Waves <i>by John Guttridge and David Gibson, G3JDG</i>	256
New Books	271
Practically Wireless <i>by Henry</i>	276
Club Spot—Loughton and District Radio Society	291

CONSTRUCTIONAL

The Multitest <i>by R. D. Owen</i>	250
A Contemporary Case for Transistor Portables <i>by E. V. King</i>	265
Beginner's TRF4 <i>by F. G. Rayer</i>	268
Imperial Transmitter—Part III <i>by F. G. Rayer, G3OGR</i>	274
Simple Audio Amplifier <i>by V. E. Holley</i>	279
An Ellipse Generator <i>by R. Leyland</i>	283

GENERAL ARTICLES

10 Ways to Apply Negative Feedback <i>by G. R. Wilding</i>	254
Great Circle Calculations <i>by W. E. Rigg, 9J2AA</i>	258

SEPTEMBER ISSUE WILL BE PUBLISHED ON
AUGUST 4th

All correspondence intended for the Editor should be addressed to: The Editor, "Practical Wireless", George Newnes Ltd., Tower House, Southampton Street, London, W.C.2. Phone: TEMple Bar 4363. Telegrams: Newnes Rand London. Subscription rates, including postage: 36s. per year to any part of the world. © George Newnes Ltd., 1966. Copyright in all drawings, photographs and articles published in "Practical Wireless" is specifically reserved throughout the countries signatory to the Berne Convention and the U.S.A. Reproductions or imitations of any of these are therefore expressly forbidden.

Save the Grand Old Sets

I WAS interested in P. J. Plater's letter in the News and Comment of the June issue of PRACTICAL WIRELESS. I, myself, have restored many of these sets, with very little trouble and expense, which in the normal course of events would have found their way to the rubbish dump.

One in particular which I came by some three years ago is still going well and has earned me QSL Cards from all over the world, and apart from its performance, is a lovely piece of furniture and the tone quality is outstanding. I do most of commercial DX'ing on the "old faithful" as I have named it. It compares exceptionally well with the modern outfit I must say. A new valve and variable resistor were the only requirements to restore it to perfect working order.

H. S. Barker.

Dalton-in-Furness,
Lancashire.

The Radio Collector

I FOUND the article "The Radio Collector" in the June issue of PRACTICAL WIRELESS extremely interesting, as I took up radio as a hobby in the early 1920's.

I now have many copies of various wireless magazines, including PRACTICAL WIRELESS of the 1920's and 1930's for disposal. I also have valves, components, catalogues, etc., of that period.

If any readers are interested, please would they send me a stamped, addressed envelope and I will let them have further details.

E. Latham.

45, Beech Road,
Radstock,
Bath, Somerset.

Tape Exchange


I WILL be pleased to exchange tapes with any of the old timers among PRACTICAL WIRELESS readers, who are still active short wave listeners, no matter what types of receivers are in use. Should there be any H.R.O. users, their tapes will be very welcome. My tape recorders are four track, 5½ in. spools with speeds of 3½ i.p.s. and 1½ i.p.s. Let me know receivers used, aerials, results on amateur 'phone and short wave broadcast bands, and the extent of Loran QRM on top band if any. Three-inch letter tapes only, please.

A. W. Mann.

62, Costa Street,
Middlesborough.

NEWS AND..

ADVANCE VOLTMETERS



The latest in the Advance range of five voltmeters is the Advance VM76 which extends the range of voltmeters to include a.c. frequencies in excess of 1000Mc/s and d.c. measurements up to 1000V with accuracies of $\pm 2\%$ up to 100V.

Push-button selection of the various functions is a notable feature of this instrument. In d.c. operation this method can be used to select centre-zero readings and either positive or negative polarity. Resistance measurements between 0.02Ω and 500MΩ to an accuracy of $\pm 5\%$ at midscale can be selected in a similar way. The VM76 is available from Advance Electronics Ltd., Roebuck Rd., Hainault, Ilford, Essex, at a price of £90.

SUBMINIATURE 300mW AMPLIFIER

Messrs. L.S.T. Components have informed us that due to import difficulties the GA02 is not available, but they are able to supply the following specified devices:

Tr1, Tr2, OC45 (Mullard) 5s. 2G374 (Texas) 3s. 1d. 2G374 (not coded) 1s. Tr3, 2N1305 (Texas) 6s. 9d. 2N1305 (not coded) 2s. 6d. Tr4, 2N1304 (Texas) 6s. 9d. 2N1304 (not coded) 2s. 6d.

One shilling post and packing should be added, unless all four devices are ordered, when postage is free.

All enquiries are to be forwarded to the company's new address, 23 New Road, Brentwood, Essex, AND NOT to Benfleet.

ULTRASONIC Tx/Rx

From Beulah Electronics Ltd., 126 Hamilton Road, London, S.E.27, comes the Nuray Ultrasonic Transmitter/Receiver. It consists of two units; an ultrasonic transmitter and a receiver. The range of the equipment is up to 30 feet. Uses include batch counting, burglar alarm, garage door opening and electronic control systems. The units measure 4½ in. x 2½ in. x 3 in. and the price of the battery-operated model Bo/I (set of transmitter and receiver) is £19 19s. There is a mains-operated model, Mo/I which costs £26 for the set of transmitter and receiver.

...COMMENT

SWITCHES AND COMPONENTS MADE TO ORDER

Elmbridge Instruments Ltd., West Molesey Trading Estate, Surrey, have started a comprehensive component service for the home constructor.

This service makes available small quantity packs of professional electronic components, including carbon film resistors, polyester capacitors, rechargeable nickel-cadmium cells, push-button and rotary switches, to home constructors who have found it difficult in the past to obtain direct from the component industry.

The photograph shows a DEAC Ni-Cad cell, of which Elmbridge Instruments Ltd., market the PP3, U2, U7 and U11 equivalents.




EMI HELPS TO TRAIN POLARIS CREWS

EMI Electronics Limited is taking an active part in the Royal Navy's Polaris project. The company is responsible for part of the electronic equipment used for crew training at the Submarine Base at Faslane in Scotland.

EMI engineers spent some time studying the design of training simulators at the California factory of the Hughes Aircraft Corporation, after which, they tuned the equipment at Faslane and are now training Naval personnel in its use and maintenance.

WELLER "MARKSMAN" SOLDERING IRON

Shown in the photograph below is the latest addition to the Weller range of soldering irons. It is the "Marksman", a small light-weight model that fits easily in the hand and can be used for hours without fatigue. It is rated at 25W and takes a variety of screw-in tips made of nickel-plated copper. Voltage rating is 240V. The "Marksman" is supplied in a vinyl pouch and costs £1 9s. A "Marksman" kit, containing iron, 60/40 solder, two spare bits, and a soldering aid, is available at £1 18s.



Who Wants To Sell?

AS A regular reader now of PRACTICAL WIRELESS, I should like to purchase back-numbers, bound or otherwise, of PRACTICAL WIRELESS, "Practical Electronics" and "Radio Constructor" for a reasonable sum. Freight will be paid and all letters of offer will be answered. A cheque from a British bank (Westminster) will be sent to the seller.

John Lawn.

Shek Kwu Chau,
c/o Cheung Chau Post Office,
New Territories,
Hong Kong.

Can Anyone Help?

CAN ANY reader help me in finding the number of a four-pin base rectifier valve used in an old Pilot 7-valve set (the type with a magic eye, model number possibly H.G. 56263, covering l.w., m.w. and s.w.) and possibly the heater voltage. The other valve numbers are as follows: Brimar 6D6, 6D6, Pilot 6A7, 42, Mullard 75 and the magic eye 6G5.

G. Wright.

Bankhead House,
Tranent,
East Lothian,
Scotland.

Congratulations

CONGRATULATIONS on your "new look" magazine also the idea of the free booklets which I have found very useful indeed.

I have taken PRACTICAL WIRELESS from the first issue and I am now 62 years old. I may be one of your oldest readers, but I still look forward each month to my issue.

I have PRACTICAL WIRELESS going back to 1958 and if any of your readers require back-numbers and send a post card first, I will reply.

E. Brown.

Tiptree Hall Annexe,
Tiptree,
Near Colchester.

Tapespondent Wanted

I WOULD like to tapespond or correspond with anyone anywhere in the world. I am 23 and my interests are short wave listening and radio.

I have a 2-track, 3 $\frac{1}{2}$ i.p.s. recorder with maximum spool size of 5 in.


Allen Green.

22A Okahu Road,
Kaitaia, Northland,
New Zealand

More News and Comment on Page 272

THE MULTITEST

MULTIMETER • MULTIMETER
 S.C.H. BRIDGE • S.C.H. BRIDGE
 SIGNAL TRACER • SIGNAL
 SIGNAL INJECTOR • SIGNAL
 INSULATION TESTER • INSL



R.D. OWEN

THIS multipurpose instrument combines a comprehensive twenty-seven range multimeter and an L.C.R. bridge and should provide the radio constructor with sufficient test gear to build and test a host of electronic equipment. A complete list of multimeter and bridge ranges is given in Fig. 2. Signal injection and signal tracing facilities, and an insulation test facility capable of measuring up

to 400MΩ are also provided to assist in fault finding. Realising that some constructors may already have a bridge or a comprehensive multimeter, the author has split the circuit into two distinct sections. There are, of course, minor problems if one decides to build only part of the complete instrument. For instance, the high voltage supply for the insulation test facility is derived from the bridge section, while

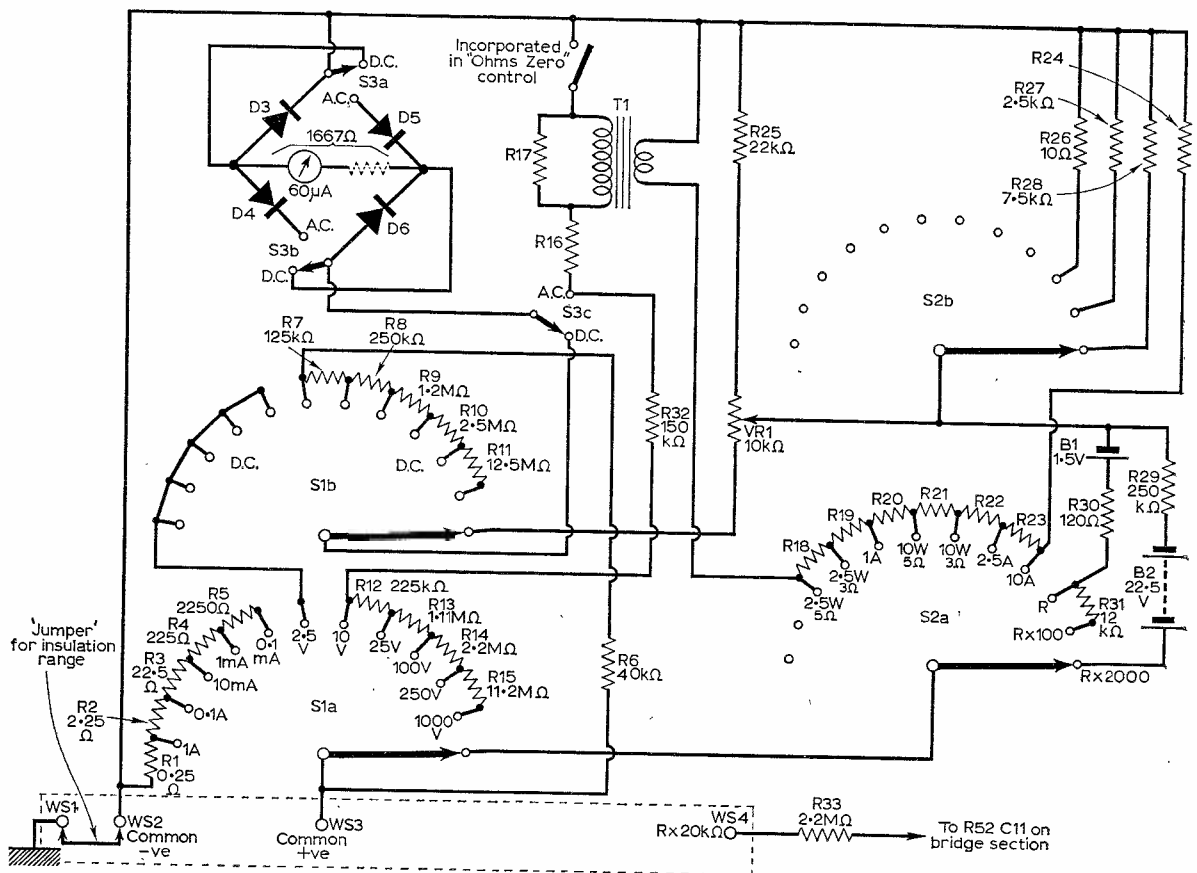


Fig. 1: Circuit diagram of the multimeter section of the multitest. The bridge section of this instrument will be included in next month's issue in part II.

MULTIMETER RANGES

D.C. Voltage	Direct
0—100mV	Current
0—2.5V	0—0.1mA
0—10V	0—1mA
0—25V	0—10mA
0—100V	0—100mA
0—250V	0—1A
0—1000V	

A.C. Voltage	Alternating
0—10V	Current
0—25V	0—1A
0—100V	0—2.5A
0—250V	0—10A
0—1000V	

A.C. Power	
3Ω	5Ω
0—2.5W	0—2.5W
0—10W	0—10W

Resistance	
0—20kΩ	(with
0—2MΩ	internal
0—40MΩ	batteries)

BRIDGE RANGES

Resistance	Capacitance	Inductance
0—4Ω	0—400pF	0—40mH
0—40Ω	0—4000pF	0—400mH
0—400Ω	0—0.04μF	0—4H
0—4kΩ	0—0.4μF	0—40H
0—40kΩ	0—4μF	0—400H
0—400kΩ		0—4000H
0—4MΩ	Note:	
0—40MΩ	Bridge sources of 50c/s	
	and 1000c/s.	

Fig. 2: List of ranges

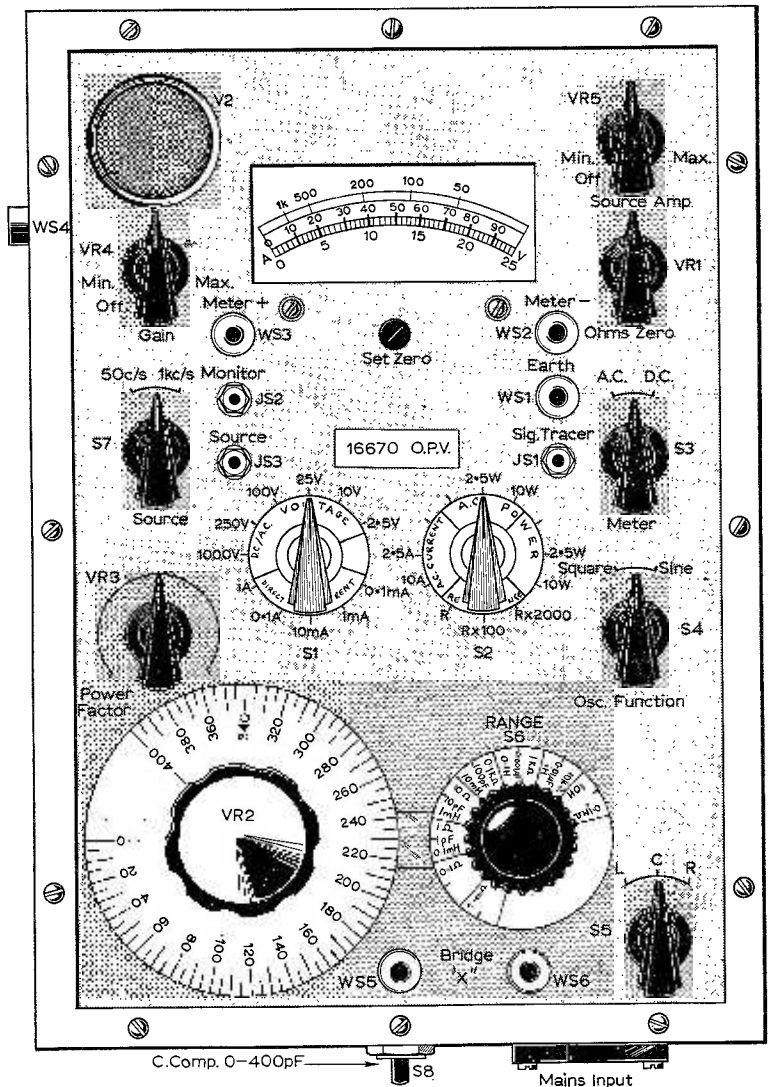


Fig. 3: Front panel view of the multitest, showing author's layout.

the associated meter components are in the multimeter section.

All the circuitry for signal injection and tracing is contained in the bridge section, which will be described in the next issue.

THE METER MOVEMENT

A moving coil type of meter movement having a full scale deflection sensitivity of $60\mu\text{A}$ and an internal resistance of 1667Ω was used by the author. Other movements can be used so long as the sensitivity is at least equal to the original and the internal resistance is similar.

If a different movement is used, the internal resistance should be made up by inserting a series resistor in the meter circuit (shown dotted in the circuit diagram). To reduce the sensitivity a shunt should be placed across the terminals of the meter movement.

An internal resistance of 1667Ω was chosen as it requires exactly 0.1V for full-scale deflection.

MULTIMETER

A circuit diagram of the multimeter section of this instrument is illustrated in Fig 1. Although the switching looks complicated at first glance, it is really quite simple.

Switch S3 (double-pole, three-way) is the a.c./d.c. changeover. In the a.c. position it knocks out the step-up transformer T1 and two of the bridge rectifiers, D3 and D6. The other two switches S1 and S2 (double-pole, twelve-way) are used to put the correct shunt or load resistor into the meter circuit.

Reference to the circuit diagram will show that there are five resistor banks in the multimeter. Resistors R1 to R5 are for the direct current ranges; R6 to R11 for d.c. voltage; R12 to R15 and R32 for a.c. voltage; R18 to R24 for alternating current; and R26 to R28 for the resistance ranges.

All the shunt and load resistors used are

dependent on the internal resistance of the meter, so it is important to know how to check its value should it not be marked on the movement.

FINDING THE METER RESISTANCE

It is a relatively easy matter to determine the internal resistance of a meter if the full-scale sensitivity of the movement is known. (The majority of movements of this order of sensitivity are marked.)

The first step is to get the meter to indicate full-scale deflection by hooking it across a battery, but take care not to damage the movement by inserting a high value variable resistor in series with the meter. Another variable resistor should then be placed across the meter terminals and adjusted to back-off the reading to half full-scale deflection. Then carefully disconnect the shunt resistor (the one across the meter terminals) and measure its value. The answer will give the value of the internal resistance, as it will be the same as the movement.

If a quality ohmmeter is not at hand, the shunt can be made up with high tolerance 1% fixed resistors.

DIRECT CURRENT SHUNTS

Values for the resistors making up the pad to shunt the meter on the direct current ranges are included on the circuit diagram. There should be no difficulty in obtaining R3 to R5 "over-the-counter," but you will have to make the two lower values. Wire tables should be consulted to obtain the resistivity characteristics.

The values for the resistance pad can be calculated mathematically, remembering whatever the range, the voltage across the meter remains constant at full scale deflection. The actual voltage drop across the meter can be found by Ohms law:

$$V = I \times R \\ = (60 \times 10^{-6}) \times 1667$$

$$\therefore V = 0.10002$$

For all practical purposes the voltage drop can be considered as 0.1V. The ohmic value of the complete shunt can now be found by the following:

$$R_s = \frac{V}{I_t - I_m}$$

where R_s is the shunt resistance, V the volts drop, I_t the total current for full scale deflection and I_m the current through the meter. Maximum resistance is in circuit on the 0.1mA (100 μ A) range and thus:

$$R_s = \frac{0.1V}{100\mu A - 60\mu A} \\ = \frac{0.1V \times 1,000,000}{40} \\ = \frac{10,000}{4}$$

$$\therefore R_s = 2,500\Omega$$

One cannot use the same formula to calculate the tappings as the switch arrangement is such that part of the pad is put in series with the meter on some ranges. However, as the current through the meter is so small, compared with that through the shunt on the higher ranges, the value of the shunts can be divided by the increase factor in range. Thus, as the 1mA range is ten times larger than the 0.1mA range, the shunt should be one-tenth the size, i.e. 225 Ω .

D.C. AND A.C. VOLTS

The load resistors for the d.c. and a.c. volts ranges are quite straightforward. The lowest d.c. volts range (100mV) has no load resistor as the potential can be safely developed across the internal resistance of the meter. On the other ranges a resistor is brought into circuit each time the voltage range is increased to limit maximum current through the meter movement to 60 μ A.

To determine the values of the load resistors, one uses a form of Ohms law. The example that follows is for the 10 volt d.c. range.

$$R_l - R_m = \frac{V_t}{I_m}$$

where R_l is the load resistor, R_m is the internal resistance of the meter, V_t the maximum voltage drop and I_m is the current required for f.s.d.

$$\text{Thus: } R_l - 1667\Omega = \frac{10V}{60\mu A}$$

$$R_l - 1667\Omega = 166667$$

$$\therefore R_l \approx 165k\Omega$$

RESISTANCE SHUNTS

The values of the shunts for the resistance ranges (R26 to R28) are given on the circuit diagram. They effectively shunt the meter to 10mA, 0.1mA and 75 μ A respectively.

The resistor R33 on the multimeter circuit diagram is for the insulation test facility and the value given is only suitable when taking power from the h.t. rail of the bridge section.

Should one wish to build only the multimeter section and retain the insulation test facility, a d.c. source of about 200 to 300 volts is required. The ohmic value of the series resistor R33 should be of sufficient size to prevent excessive current to pass through the meter movement when the terminals are shorted. A simple way to find the correct value is to place a variable resistor in series with the fixed resistor R33 and, with the terminals shorted, adjust for full-scale deflection. Always start off with a large resistor and work down; to do it the other way, can result in permanent damage to the meter movement.

ALTERNATING CURRENT SHUNTS

Calculating the shunt resistors for the alternating current ranges is a little more difficult as one has to take transformer T1 into consideration. This transformer is used to step up the alternating current (voltage wise, to at least 5V) to overcome the non-linearity of the rectifier diodes in the meter circuit.

The type of transformer is not all that important so long as it has a turns ratio somewhere between 50 and 100 to 1. It is necessary to measure the d.c. resistance of the primary and secondary windings as they are needed for the shunt calculations.

In circuit, the secondary winding (the one with the higher d.c. resistance) should be shunted for impedance matching. The value of this shunt resistor R17 must be about three times the impedance value of Rsec (d.c. resistance in the secondary winding of T1). Impedance, as resistance, is found by dividing current into voltage.

The approximate value of the series limiting resistor R16, linking the meter with transformer T1, can be found from the following formula:

$$R16 = \frac{V_{sec}}{1.1 \times I_m} - R_{sec}$$

where Vsec is the voltage across the secondary of T1, Rsec is the resistance of the secondary of T1 and Im is the meter current for full-scale deflection. The factor 1.1 is introduced to reduce the r.m.s. (root mean square) value to an average value, which is the value indicated by the meter.

The exact value of R16 is determined after the current and power shunts have been completed.

The current in the low impedance side of T1 (that connected to the shunts) can be found from the formula:

$$I_p = \frac{n \times V_{sec}}{R_{sec} + R17}$$

where Ip is the primary winding current, n is the turns ratio of the transformer, Vsec is the voltage across the secondary of T1 and Rsec is the d.c. resistance of the secondary winding.

One must consider the impedance of the primary winding in much the same way as the internal resistance of the meter when calculating the a.c. and a.c. power shunts. In fact, the same technique as

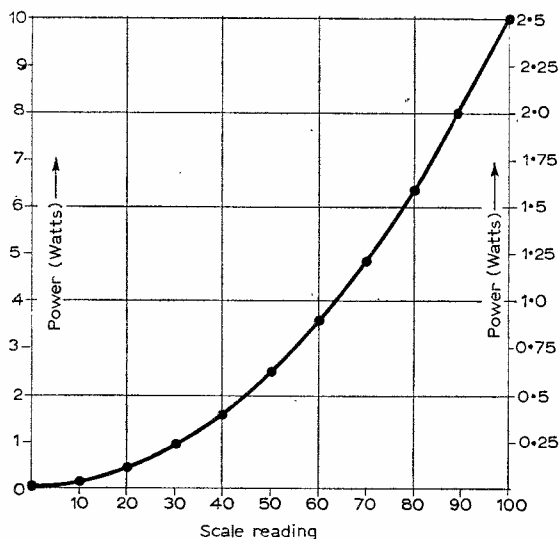


Fig. 4: Specimen chart for the power range.

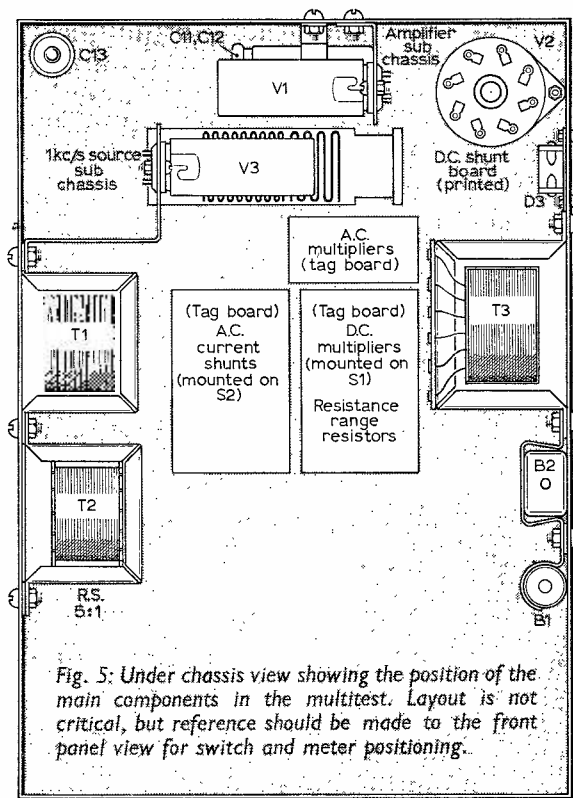


Fig. 5: Under chassis view showing the position of the main components in the multitest. Layout is not critical, but reference should be made to the front panel view for switch and meter positioning.

used for calculating the d.c. shunts is employed for selecting the a.c. shunts—substituting the primary winding current for 10 volts in the secondary for full-scale deflection current.

$$\text{Thus } R_s = \frac{V_p}{I_t - I_p}$$

where Rs is the shunt resistance, Vp the voltage across the primary windings of T1, It is the total current and Ip the current in the primary windings.

The shunts for the a.c. ranges are most easily made from copper or eureka wire. Reference to wire tables will give sufficient information on resistivity. Take care to ensure that the current carrying capacity of the wire used is suitable.

POWER RANGES

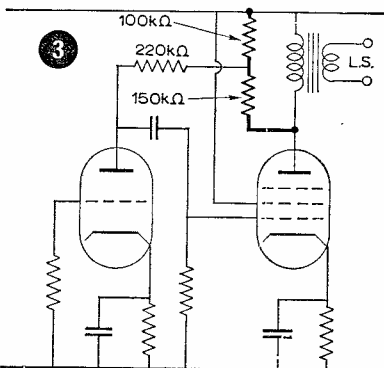
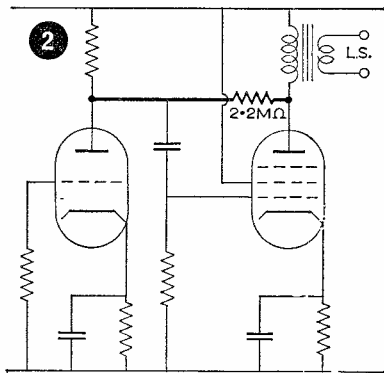
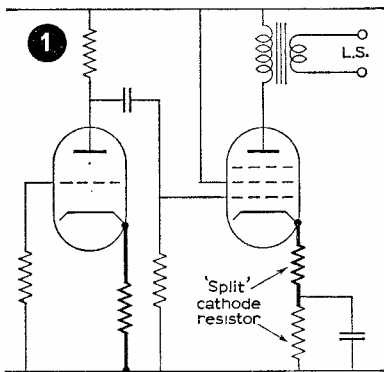
The a.c. power ranges are, in fact, alternating current ranges with f.s.d. coinciding with power levels at 3 or 5Ω. The ratio of increase of deflection with power is logarithmic ($1 = \sqrt{P/R}$) and the author found it easier to produce a calibration chart in preference to another scale on the face of the meter. Since f.s.d. occurs at either 2.5W or 10W only one graph need be drawn; see Fig. 4.

NEXT MONTH

Brief constructional details on the multimeter and comprehensive details on the associated bridge will be in next month's issue.

10 WAYS TO APPLY Negative Feedback

BY G. R. WILDING



CORRECTLY applied negative feedback can considerably improve the quality of an audio amplifier or a complete receiver. Care should, however, be taken to select the correct component values as one can easily introduce more distortion through phase changing. In this brief article on the subject, ten different ways of applying negative feedback are touched upon. This is by no means exhaustive, but should give the serious amateur ideas for experimentation.

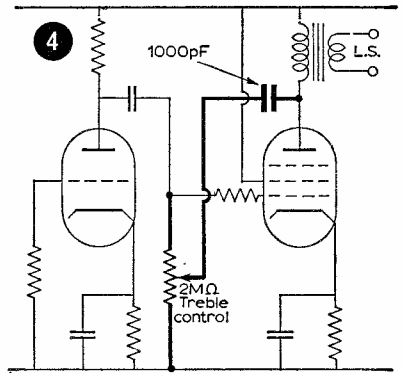
The values in the examples that follow should be considered as a kicking-off point rather than fixed values. It is, of course, possible to select the values mathematically, but this involves complicated calculations. Trial and error methods are perfectly satisfactory, as one can select component values for optimum personal listening.

Before going into the various methods, one should realise that only a small amount of feedback is necessary to improve the overall response of an audio amplifier or a receiver. Also, it should be noted that negative feedback loops are often frequency conscious and thus, the beginner should be careful of the capacitive elements of a feedback loop as they can introduce phase distortion.

Split Cathode Resistor

One of the simplest methods of introducing negative feedback is to disconnect a cathode de-coupling capacitor. This produces quite a high level of feedback and can often cause too much, causing the output to fall to an unacceptable level.

As there is no capacitance in this method, the feedback is almost entirely independent of frequency. One can control the amount of



feedback by splitting the cathode resistor and de-coupling the lower half as shown in Fig. 1. The component values have not been included as they do not have to be changed from the original circuit.

A simple way to split the cathode resistor is to use a potentiometer which has an end-to-end value equal to the resistor it replaces. Then the de-coupling capacitor can be attached to the wiper arm and the potentiometer adjusted for optimum performance. This potentiometer can either be left in circuit so that the feedback level can be changed at will or replaced with two fixed resistors.

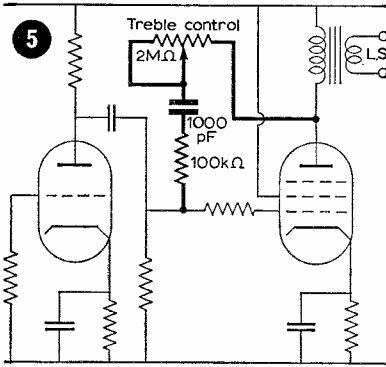
It is unwise to play around with the size of the de-coupling capacitor, as one can easily upset the overall frequency response.

Anode-to-Anode

Another very simple and extremely efficient method of obtaining negative feedback is to couple a pair of anodes with a high-value resistor as shown in Fig. 2. The value of this coupling resistor is not critical and a 2.2MΩ should provide a good starting point. To increase the amount of feedback and thus reduce the overall gain, the size of the resistor should be reduced.

A capacitor can be connected in series with the coupling resistor to make the feedback loop frequency conscious. Inserting one having a value somewhere between 0.001 and 0.01μF will increase the limiting effect at the higher end of the frequency band in much the same way as the conventional treble-cut tone control.

Another variation of the anode-to-anode coupling is shown in Fig. 3. This makes use of a potential divider hooked across the primary



windings of the audio output transformer, which lies between the anode of the output valve and the h.t. line. The amount of feedback can be varied by adjusting the ratio of the two resistors forming the potential divider.

One can use the potentiometer method again to determine the best ratio. If one does this, it is advisable to use a potentiometer having a value of at least 250kΩ.

Treble Controls

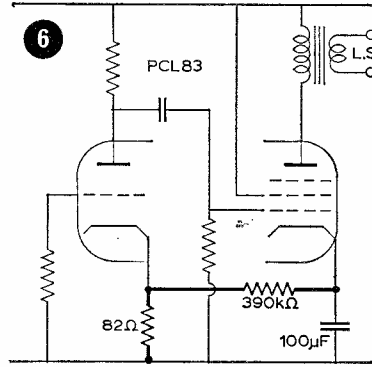
A further refinement of the feedback loop is illustrated in Fig. 4. This circuit has been specially made frequency conscious to give limiting control of the high frequencies. Again the series capacitor and resistor arrangement is used, but this time the feedback loop is from the anode to grid in the same valve stage.

Although the components are differently arranged in the following circuit (Fig. 5), the feedback loop has the same characteristics of limiting the upper frequencies. Values for the two circuits appear on the relevant diagrams.

Cathode-to-Cathode

An example of cathode-to-cathode coupling is shown in Fig. 6. This type of feedback is used in many Philips television receivers and is quite interesting. One should be careful in adopting this method of feedback for other circuits as value of the resistors is tied to the valve characteristics. The values given on the circuit diagram (Fig. 6) only apply to the PCL83 triode-pentode.

Calculating the values for another valve can be done, but one must know the current and voltage levels in the triode and pentode sections. The common cathode resistor value can then be deter-



mined by dividing the total current through the two sections into the triode section voltage. The other value can be found by dividing the current through the pentode section into the pentode voltage minus the triode voltage.

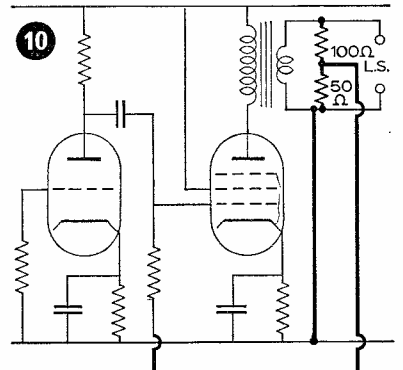
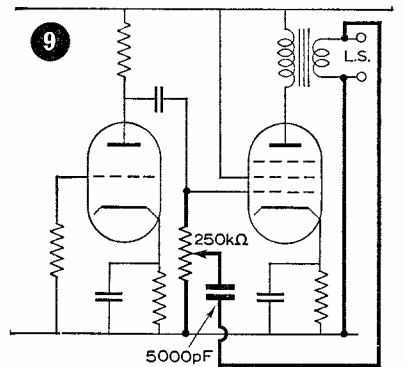
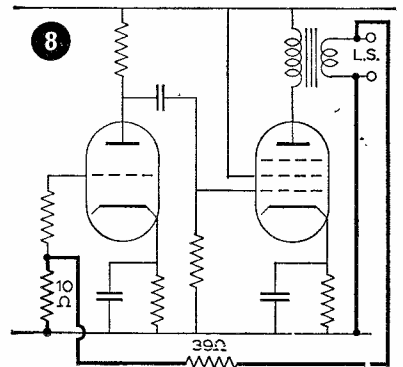
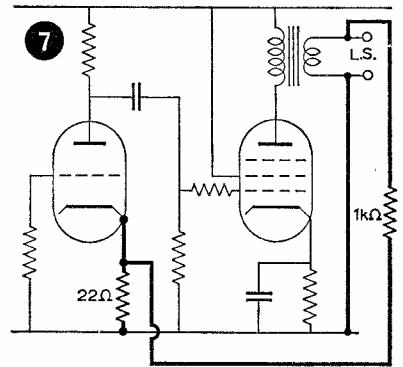
Commonly used Feedback Circuits

The more usual forms of negative feedback found in audio amplifiers and radio receivers are shown in Figs. 7 to 10. As you can see, the circuits differ from one another; the first (7) feeding back part of the output to an uncoupled cathode resistor in the driver stage, the second (8) to a potential divider in the control grid of the driver, the third (9) to a potentiometer in the grid circuit of the final amplifier and the final illustration (10) shows a loop terminating at a fixed resistor in the grid circuit of the audio amplifier.

All four circuit arrangements are straightforward, but one must be careful not to reverse the polarity when making connections to the secondary of the output transformer. If it is connected the wrong way round, you will get positive feedback which will increase overall amplification and cause instability.

When you examine the circuit in illustration 7 you will see that there are two feedback paths, one through the cathode resistor and another from the output transformer. The level of feedback can be adjusted by changing the ratio of the two feedback resistors.

The only circuit that is frequency conscious in this group of four is the one illustrated in Fig. 9. In fact, the potentiometer in the feedback loop makes a very good treble-cut tone control.



ON THE SHORT WAVES

MONTHLY NEWS FOR DX LISTENERS

Times in GMT
Frequencies in kc/s

THE BROADCAST BANDS

by JOHN GUTTRIDGE

Clandestine: *Radio Scali* is probably *Radio Scari*, a station operated by the exiled Spanish Communist Party. Announcements in Spanish call the station the "Voice of the Resistance" and state that transmissions are in the 23 and 26 m.b. An address believed to be B.P. 59, somewhere in France, is given. Has now been heard between 2100 and 2230 on 11,280.

Dahomey: *Radiodiffusion du Dahomey* (Boite Postale 366 Cotonou) has QSC giving date and time. Transmits on 4,870 Monday—Friday 0515—0715, 1130—1300, 1630—2200. Longer transmission periods are utilised at weekends.

Egypt: *Cairo Radio* (Propagation and Monitoring Department, U.A.R. Broadcasting and TV, P.O. Box 1186, Cairo) now uses for 7,075/11,915 for the dictation speed news at 0630—0700.

Guinea: *Radiodiffusion Nationale* (Boite Postale 617, Conakay) has been heard around 1945 on 4,910.

Guinea (Portuguese): *Emissora Provincial da Guine* (Avenue da Republica, Bissau) has been heard signing off at 2400 on 5,017.

Guinea (Spanish): *Emissora de Radiodiffusion Santa Isabel* (Apartamento 195, Santa Isabel, Fernando Poo) is reported to be using an outlet in the 31 m.b. in the early evening. Full QSL is given.

Libya: Libyan Broadcasting Service (P.O. Box 333, Tripoli) has been heard on 674 at 2205.

Sudan: Sudan Broadcasting service (P.O. Box 572, Omdurman) has English 0530—0600 on 4,394/9,508. These frequencies carry Arabic during the day. Some reports say the frequencies are 4,994/9,508.

Tanzania: *Radio Tanzania* (Box 9191, Dar Es Salaam) has been heard at 1900 on 5,050.

China: *Radio Peking* (Broadcasting Administration, Fu Hsin Men, Peking) has English 1800—1900 on 6,825/7,006/7,075/9,457 and 2000—2100 6,825/6,890/9,860. There is an Arabic transmission on 9,520 at 1830 which suffers from bad QRM.

Cyprus: BBC East Mediterranean relay (Bush House, London, W.C.2) has been heard signing off at 1915 on the new frequency of 9,558.

India: All India Radio (Post Box 500, New Delhi) has introduced a general Overseas Service in English. Transmissions are 1000—1100 in 19—25—16 m.b.; 1330—1500 19—25; 1745—2230 41—25—31 (7,210 is believed to be the 41 m.b. outlet); 2245—0115 75—49—41—31—25 (9,740 is believed to be the 31 m.b. outlet).

Iran: *Radio Iran* (Ministry of Information, Meydan Ark, Tehran) reported to be using 11,795 for the Foreign Service between 1730—2130 but still announces 11,730.

Japan: N.H.K. (Tokyo) now uses 17,875/15,135 for the 2345—0045 transmission. The following frequency usage is now used for general service transmissions: At 0200, 0300, 0400, 0500, 0600, 0700 and 0800 on 15,105/15,195/15,300; at 0900, 9,505/15,195/15,300; at 1000, 1100, 1200, 1300, 9,505/11,815/15,300; at 1400, 1500, 1600, 1700, 1800, 1900, 9,505/9,560/11,815; 2000, 9,560/11,815/15,195; at 2100, 2200, 9,700/11,815/15,195; at 2300, 2400, 9,700/15,105/15,425.

Korea (Peoples' Democratic Republic): *Radio Pyongyang* (Korean Central Broadcasting Committee, Pyongyang) has English on 7,580/13,780 at 0800—0900, 1100—1200 and 1400—1500.

Korea (Republic): Korean Broadcasting System (Yejangdong 8, Chung-Ku, Seoul) has English 0830—0900 on 9,640.

Lebanon: *Radio Lebanon* (Ministry of Orientation, Information and Tourism, Beirut) transmits as follows 1830—2030, 11,955; 2300—0100, 11,760; 0130—0400, 9,575. English is at 1830 and 0230.

Philippines: Far East Broadcasting Company (P.O. Box 2041, Manila) has been heard identifying in English at 1000 on 11,855 (DZH8) with good signal.

Singapore: *Radio Singapore* (Broadcasting Division, Ministry of Culture, P.O. Box 1902, Singapore) has been reported with English at 1100 on 15,010.

Vietnam (Democratic Republic): *The Voice of Vietnam* (No. 58 Quan-Su Street, Hanoi) reported in English at 1300 on new frequency of 11,760. A pennant is sent by this station to those sending in reception reports.

U.S.A.: *Voice of America* (U.S. Information Agency, 330 Independence Avenue, S.W., Washington 25, D.C.) appears to have made major schedule changes. The Thessaloniki relay is now using 5,995 where there is severe interference with Radio Warsaw. The 1500 Estonian transmission is being relayed by the BBC on 11,760. Also at 1500 there is an Urdu transmission over 17,805 Tangier and 21,675.

Armed Forces Radio and TV Service. Schedules are sent out on application only. Requests for them to Det 102, 7122 Spt. Sq. (AFRTS—USAFE), APO U.S. Forces, 09755, Europe. New schedules are issued in March, May, September and November.

Reporters this month were S. Shaw, J. D. Ashworth, P. Watts, Roy Patrick, G. Roberts, G. Lamb, I. Perry, J. W. Smith, I. Taylor, Middlesbrough High School S.W. Club, A. B. Thompson, International Short Wave Club and Sweden calling DXers.

YOUR scribe has been taken to task again by indignant I.f. band of specialists. **Peter Short, ZS6HL** says that there is quite a gang of ZS stations on 80 in the evenings. In particular he quotes ZS8M and ZS9H who are quite happy to arrange skeds with any G's interested.

Opinions seem to vary as to the state of the various bands. "I have tried listening for any amateurs on 40 but the QRM is astounding," writes **D. Harvey** (Salop). "Eighty metres is again very constant with the usual W's and VE's on s.s.b. Ten metres is beginning to open with a lot of European (EU's) signals coming in," observes the SWL/YL team of **Messrs Singleton** and **YL Longbone**. At '3JDG things are about as one would expect. The six bands are all humming at one time or another but 160 has been noticeably quieter. Look out I.f. bands—the sunspots is a-coming. Many people have queried the changing prefixes of some countries, so to answer a few and let you amend those countries' lists, here's the queries to date. 9Y4 is a new one for VP4, 9J2 is Zambia and 9V1 is the new one for 9M4.

Mains to 7,000,000 c/s.

Michael Olsen (Gateshead), Star SR550, 35ft. wire plus 2 coat-hangers (that's what the man said)—3.5Mc/s; CN8FV, ET3AC, LA1CH, OZ, OH, ON4, PAØ, SM6, LX1BW, FM7DOE, VP2AX, W2PZO, VO1GG, **James Brown** (Cardiff), 19 set, dipole, 80 s.s.b. CT1SQ, I1RV, KØJDA, SL2YI, VE1IE, VE8ML, VO1DM, W3PHZ, YV5BTS, ZB2AO. On 40 **F. Simpson** (Hull), RX80, l.w., beheld the wonderment of—IS1DMN, K1GZL, K3UEN, PY4ND, PY7AOT, UW9AF, WA4PNC, W2AZ, W3VP, YV5BZX. **David Avis** (Christchurch), writes: "Sacrilège!! that's what I call it. No news on 40 for two months." He offers the following duly unearthed on the dreaded r.f. segment—CN8AW, HA9OZ, OD5EJ, PY—1CAD, 1CPE, 1MIN, 2DUE, 7OU, VP2SJ, VP6KL, 9H1IA. All on a 4-valve 18 set with a half-wave dipole 12ft. high—cor! **Chris Peel** (Stoke-on-Trent), waved a critical ear complete with S750, 45ft. l.w., and headphones, the results—EL2AX, KP4, LA7RS/MM (Arabian Sea) OX3LP, PY—4ND, 2AUC, 7APN, 7APS, UA1CK, UB5KB, UR2KAA, VE8ML (c.w.), W3MSK, YV5CBM, 9H1IA, 9M20V all s.s.b.

14, 21 and 28

So much activity that even the '3JDG t.r.f. is pulling them in on 20 and 15 with 130ft. l.w. to an a.t.u. (plus the t.r.f. of course, they're not that strong) the three valves glowed to the rhythm of CO, CX, EL, ET3, KZ5, with the best ones UL7HB, VS9AMD, 6W8BL, 9K2AD. **Colin Morris** (Worcs.), homebrew s/het, joystick, 20 metres: CR5SP (São Thome) CO8MN, CP5AD, GC8HT, HL9KH, HM2BD, "thousands of JA's", KA7AB, KG6AAY, KH6FMG, KJ6DA, KX6BQ, DU1BA, W6FHM/DU1, OA4EE, PJ2CE, VE1AED/P/SU, PZ1BW, TI2EVA (Costa Rica) TU2BA, TY3ATB, VP—1HC, 2KD, 3AA, 6WR, 8CW (Falkland Is.) VK9XI, XP1AA, XW8AX (Laos), W3KXD/VO2, YA1FV, YN1CML, YS1MA, YK1AA (Syria), ZL—1ARY,


2BE, ZS8L, ZF1GC (Grand Cayman), 6Y5AR, 9M2CP, 9M6AP, 9V1MT, 9K2AM, 9Y4VP. **L. Cox** (West Ham), Mohican, 21ft. vertical, 20 metres s.s.b. —CN3JC, CT1JJ, EA3JE, EP2TR, ET3AC, FB8YY, FG7XX, FM5XM, HB9QK, HZ1AB, JA—4CNS, 4XW, 6CZD, K3TUV/MM, K6JXS/MM, KP4AXC, KR6LL, LA4FG/P, MP4BZO, PY1BAR, UG6AW, UL7GL, VE3CT, VE8MD, VO1FB, VP2AX, VQ2UJ, VK—1FH, 3BG, W2ZXM/MM, W4QCM /M, W5YSM/Fix P/VU1, YQ5RF, YV5ACO, ZS5JM, ZC4SS, 4X4BL, 5A1TZ, 5A3TY, 5N2TWS. **John Farrer** (Bishop's Stortford), Mini-clipper, dipole: EP2GF, ET3AC, HC1SM, JA7ARZ, KH6GAA/MM, KP4AMI, OX1QW, TF3EA, VK3ADR, VP2MW, VP6JC, VQ8AI, VS9AJC, VU2CK, VE1AED/SU, WA6PMG, W7RII, W5YSM/P/DU1, YK1AA, YA3TNC, YV5BNW, ZC4CI, ZL5AA, 5X5GT, 5Z4KW, 7X2AH, 9M6AP, 9V1ND. Not bad for a one-valve plus two transistor amplifier, Wait till he adds an r.f. stage! **R. Adair** (Co. Down), R107, 30ft. l.w. 20: CN8FS, KJ6OA, KL7IEY, PY7AN, VK—3ID, 5DS, 6XX, VP2QP, VS9ARV, ZB2AM, ZL1AIX, 4U1ITU, 5A1TS, 9H1AB, 9X5GG. For 15-metre sleuths the following offerings from headphone-clad enthusiasts. **F. Simpson** (Hull), RX80, l.w., CX8AAW, HC1GB, HK3APC, JA-1DDZ, 1LPZ, 3COX, 4DLP, 6DCE, KV4TX, LU6AJ, YV1QB, ZS6AX, 4X4AS, 5N2AAE, 5Z4AC, 7Q7BN, 9Q5FV, 9V1MX. A mystic signature informing that a 9v. s/het. in Cardiff is worked by A4378 in conjunction with a 96ft. l.w.: CP8GC, EL2A, HC1SM, HR2GK, KØSVT, KH6FBJ/3, PY1AXP, VK6UP, VP6KL, VS9AJC, ZC4JU, ZF1GC, ZS2NV, 5A4TO, 5H3JR.

On its own No. 10

Two reports of activity on 28 Mc/s come from Staffs. and Notts. In Stoke-on-Trent, S750, 45ft. l.w. in the loft, and **Chris Peel** hooked CE3RC, CR6GO, CT2JA, CX1AV, EA8AE, IT1ALC, LU1DAB, PY1AGP, UP2ADJ, VS9AJC, ZE2JA, ZC4CN, ZS1JA, ZS6AW, 5X5JK, 5Z4JW, 7Q7RN, 9J2WR, 9Q5JG. **R. Iball** (Workshop), SX28 plus PR30, 80ft. l.w.: CR7IZ, PY5ACN, SM2CEK, ZS6BMD, 5Z4JX, 7Q7RM, 9Q5LJ, these on c.w., while on a.m. CR6AT, CR6LAS, CX1AA, EL2O, PY2EQ, ZS1BV, s.s.b. CR4OI, EL2AK, ZD8HR, 5H3JJ.

News and Contests

9M2FI, on Penang Island, 300 miles N.W. of Singapore: VE8BZ at Frobisher Bay, Baffin Island—these two on 15. VEØMB (20) on a lightship off the coast of Yarmouth, Nova Scotia (tnx **Paul Baker**) WB6QOE/VP9 on 40 c.w. The UNSN Ektan signs, KC4AAA/MM or CEØZI/MM, depending where they are. Heard on 28 Mc/s YN1AA, CR6EI, YN1MAV, ZL2PI. For the contest and rally types the following are worth a listen in July. 3rd, 144 Mc/s, portable contest. 9-10th. 1.8 Mc/s summer contest. 10th, Hurn Airport Mobile Rally. 10th, South Shields Mobile Rally. 17th, D/F qualifying event. 24th, 70 Mc/s portable contest. 31st, D/F qualifying event. Deadline this month is July 24th.



* GREAT CIRCLE CALCULATIONS * *

DETERMINING BEARINGS AND DISTANCES

W. E. RIGG 9J2AA

THE reception of the maximum energy from a given signal, or the transmission of the greatest energy in a particular direction, necessitates the correct orientation of the aerial in order to realise the optimum. Elementary antenna theory indicates that the simple half-wave dipole, as an example, both transmits and receives in a direction 90° with the plane of the antenna. With the exception of a few odd types this fact is applicable to the majority of aerials. The essential requirement then is that the antenna, whether rotary or fixed, should be correctly aligned for some specific direction.

Straight Lines?

It is generally satisfactory to accept a straight line as the track of radio waves over distances of a few hundreds of miles, although in marine direction finding, as an instance, bearings of radio beacons ascertained by ships at distances exceeding 70 miles are corrected. This correction, known as "half convergence", is necessary in the interests of precise navigation, the tendency of radiated waves being to adhere strictly to the curvature of the earth. The corrected bearings can then be drawn by the navigator on the plane surface of a mercator chart as a rhumb (straight) line.

A fact with which radio men are well conversant is that the shortest distance between any two spots on the earth's surface is not necessarily a straight line but actually the arc of a great-circle passing through both of them. Great-circles are those whose planes pass through the centre of the earth, possessing a radius equal to that of the globe. The meridians of longitude and the equator are great-circles but the parallels of latitude are not since, as they progress north and south of the equator, their radii decrease.

And so if radio signals are to be transmitted or received between London and Buenos Aires, New York and Sydney, or Cape Town and Hong Kong the radiated waves will, without exception, follow the arcs of great-circles.

It is therefore very useful in both radio transmission and reception to be able to ascertain the

direction and distance of any spot on the earth's surface from one's own backyard.

There are in existence, based upon a number of the principal cities of the world, great-circle maps (sometimes termed azimuthal maps), enabling the true bearing of any place to be read off a circumferential scale of degrees. These maps, specially calculated and drawn, provide an unusual view of the world and are useful only when used in the areas on which they are based. A great-circle map based on London is quite useless in Cape Town, Hong Kong or elsewhere.

Formulae exist facilitating the calculation of direction and distance. The Fundamental or Cosine Formula is straightforward enough but possesses an inherent disadvantage for logarithmic calculation because the cosine of any angle between 90 and 180 is negative, and if a large number of distances and directions are to be calculated the task becomes onerous. Logarithms, on the other hand, speed and simplify calculation, rendering error less likely.

Haversine Formula

A more convenient formula used by ocean navigators is the Haversine Formula in which the Fundamental is expressed in haversines or half versine. And since the versine of any angle (A) = $1 - \cos A$ the haversine = $\frac{1 - \cos A}{2}$. As an example

the cosine of, say, 110 (being between 90 and 180) is $-.3420$, thus negative. Now the haversines of $110 = \frac{1 - (-.3420)}{2} = \frac{1 + .3420}{2} = .6710$. The haversine,

then, is always positive, a distinct advantage, avoiding the awkward negative characteristic.

But there is a snag! How many radio enthusiasts can nonchalantly reach up to their technical bookshelves and extract a set of Haversines? The "Seaman's Bible" (Norie's Nautical Tables), a sturdy volume of more than 700 pages, contains 104 pages of natural and logarithmic haversines. We can, of course, calculate haversines as most radio manuals contain trigonometrical tables, but the advantage is lost in the tedium. But it is possible that in the

Why

NOT BUILD ONE OF OUR PORTABLE TRANSISTOR RADIOS... FIRST FOR PERFORMANCE, QUALITY & PRICE!

BACKED BY OUR SUPER AFTER SALES SERVICE

"A wonderful range of transistor radios using first grade components for guaranteed results."

NEW ROAMER SEVEN Mk IV

Amazing performance and specification


FULLY TUNABLE ON ALL WAVEBANDS

Covers Medium and Long Waves, Trawler Band and three Short Waves to approx. 15 metres. Push-pull output for room filling volume from rich toned 7 x 4in. speaker. Air spaced ganged tuning condenser. Ferrite rod aerial for M. & L. Waves and telescopic aerial for S. Waves. Real leather-look case with gilt trim and shoulder and hand straps. Size 9 x 7 x 4in. approx.

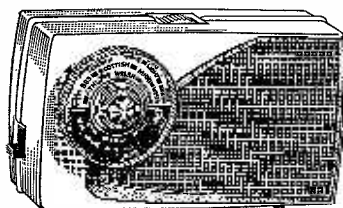
★ EXTRA BAND FOR EASIER TUNING OF PIRATE STATIONS, etc.

★ 7 WAVEBAND PORTABLE OR CAR RADIO
Now with PHILCO MICRO-ALLOY R.F. TRANSISTORS
● 9 stages—7 transistors and 2 diodes

Total cost of parts now only **£5.19.6** P. & P. 5/6



Parts Price List and easy build plans 3/- (Free with kit)




NEW MELODY MAKER SIX

3 WAVEBAND PORTABLE ● 8 stages—6 transistors and 2 diodes

Covers Medium and Long Waves and EXTRA BAND FOR EASIER TUNING OF PIRATE STATIONS, etc. Top quality 3in Loudspeaker for quality output. Two RF stages for extra boost. High "Q" 6in. Ferrite Rod Aerial. Approx. 350 milliwatts push-pull output. Handsome pocket size case with gilt fittings. Size 6 1/2 x 3 1/4 x 1 1/4in. (Uses long-life PP6 battery). Carrying strap 1/6 extra.

This amazing receiver may be built for only **£3.9.6** P. & P. 3/6

Parts Price List and easy build plans 2/- (Free with Kit).



NEW TRANSONA FIVE

"Home, Light, A.F.N. Lux. all at good volume." G.P., Durham.

● 7 stages—5 transistors and 2 diodes

Fully tunable over Medium and Long Waves and Trawler Band. Incorporates Ferrite rod aerial, tuning condenser, volume control, new type fine tone super dynamic 2 1/2in. speaker, etc. Attractive case. Size 6 1/2 x 4 1/4 x 1 1/4in. with red speaker grille. (Uses 1289 battery, available anywhere.)

Total cost of all parts now only **42/6** P. & P. 3/6 Parts Price List and easy build plans 2/- (Free with kit)

POCKET FIVE

● 7 stages—5 transistors and 2 diodes

Covers Medium and Long Waves and Trawler Band, a feature usually found in only the most expensive radios. On test Home, Light, Luxembourg and many Continental stations were received loud and clear. Designed round supersensitive Ferrite Rod Aerial and fine tone 2 1/2in. moving coil speaker, built into attractive black and gold case. Size 5 1/2 x 1 1/4 x 3 1/4in. (Uses 1289 battery available anywhere.)

Total cost of all parts now only **42/6** P. & P. 3/- Parts Price List and easy build plans 1/6 (FREE with Kit)



STOP PRESS!
Pocket 5 Med and Long wave version with miniature speaker.

29/6 P. & P. 3/-



NEW ROAMER SIX

NOW, WITH PHILCO MICRO-ALLOY R.F. TRANSISTORS

● 6 WAVEBAND !!
● 8 stages—6 transistors and 2 diodes

Listen to stations half a world away with this 6 waveband portable. Tunable on Medium and Long Waves, Trawler Band and two Short Waves. Sensitive Ferrite rod aerial and telescopic aerial for short waves. Top grade transistors. 3-inch speaker, handsome case with gilt fittings. Size 7 1/2 x 5 1/4 x 1 1/4in. (Carrying strap 1/6 extra.)



★ EXTRA BAND FOR EASIER TUNING OF LUX., ETC.
Total cost of all parts now only **£3.19.6** P. & P. 3/6 Parts Price List and easy build plans 2/- (Free with kit)

TRANSONA SIX

● 8 stages—6 transistors and 2 diodes

This is a top performance receiver covering full Medium and Long Waves and Trawler Band. High-grade approx. 3in. speaker makes listening a pleasure. Push-pull output. Ferrite rod aerial. Many stations listed in one evening including Luxembourg loud and clear. Attractive case in grey with red grille. Size 6 1/2 x 4 1/4 x 1 1/4in. (Uses PP4 battery available anywhere.) Carrying Strap 1/- extra.

Total cost of all parts now only **59/6** P. & P. 3/6 Parts Price List and easy build plans 1/6. (Free with kit)



MELODY SIX

● 8 stages—6 transistors and 2 diodes

Our latest completely portable transistor radio covering Medium and Long Waves. Incorporates pre-tagged circuit board, 3in. heavy duty speaker, top grade transistors, volume control, tuning condenser, wave change slide switch, sensitive 6in. Ferrite rod aerial. Push-pull output. Wonderful reception of BBC, Home and Light, 208 and many Continental stations. Handsome leather-look pocket size case, only 6 1/2 x 3 1/4 x 1 1/4in. approx. with hand and shoulder straps.

Total cost of all parts now only **£3.9.6** P. & P. 3/6 Parts Price List and easy build plans 2/- (Free with kit)



SUPER SEVEN

● 9 stages—7 transistors and 2 diodes

Covers Medium and Long Waves and Trawler Band. The ideal radio for home, car, or can be fitted with carrying strap for outdoor use. Completely portable—has built-in Ferrite rod aerial for wonderful reception. Special circuit incorporating 2 EF Stages, push-pull output, 3in. speaker (will drive large speaker). Size 7 1/2 x 5 1/4 x 1 1/4in. (Uses 9V battery, available anywhere.)

Total cost of all parts now only **£3.19.6** P. & P. 3/6 Parts Price List and easy build plans 2/- (Free with kit)

Callers side entrance
Barratts Shoe Shop.

RADIO EXCHANGE CO.

Open 9—5 p.m.
Saturdays 9—12.30 p.m.

61 HIGH STREET, BEDFORD Telephone: Bedford 52367

BARGAIN XTAL PICK-UP ARM Complete with
 8A08 LP-78 Turnover Head and Styl 30/- Stereo 30/-
SPEAKER FRET Tygan various colours, 52in. wide from
 10/- ft., 26in. wide from 6/- ft. Samples S.A.E.
EXPANDED METAL Gold or Silver 12 x 12in. 6/-
NEW GARRARD GRAM MOTORS 100-180v. A.C. 15/-
 pair for 200/250v. (in series).

FULL WAVE BRIDGE SELENIUM RECTIFIERS:
 2, 6 or 12 v. outputs. 1 1/2 amp, 3/9; 2 a. 11/3; 4 a. 17/6
CHARGE TRANSFORMERS. Tapped input 200/250 v.
 for charging at 2, 6 or 12 v., 1 1/2 amps., 15/6; 2 amps., 17/6;
 4 amps., 25/-. Circuit included. Amp meter 5 amp., 10/6

MOVING COIL MULTIMETER TK 25. 47/6
 0-1,000v. A.C./D.C., ohms 0 to 100k. etc.
MOVING COIL MULTIMETER EP10K. 79/6
 0-1,000v. A.C./D.C., ohms 0 to 3 meg. etc.
MOVING COIL MULTIMETER EP20K.
 0-2,500v. D.C. 20,000 ohms per volt. 0-1,000v. A.C.
 Ohms 0 to 6 meg. 50 Microamps full scale. 99/6

NEW MULLARD TRANSISTORS
 OC71 6/-; OC72 7/6; OC81D 7/6; OC81 7/6; AF115 10/6;
 AF114 11/-; OC44 8/-; OC45 8/-; OC171 9/-; OC170 8/6;
 AF117 9/6. OC85 12/6; Transistor Holders 1/3.

VALVE HOLDERS. EA50 6d. MOULDED Int. Oct. 6d.
 Mazda Oct. 6d.; B7G, B9A, B9G, B9A, 9d., B7G with can
 1/6. B9A with can 1/9. Ceramic OCTAL, EP50, B7G,
 B9A, 1/- Valve base plugs B7G, B9A, Int. Oct., 2/3.

TRANSISTOR MAINS ELIMINATORS 29/6
 PP1-6 volt. PP2-9 volt (All same sizes as batteries) 80mA.
DOUBLES 42/6. PP1+PP1, PP2+PP2, PP11-4+4+.
SPECIAL 9v. 300 mA. Full wave. Fully smoothed 45/-

WEYD P50 — Transistor Coils
 RA2W 6 in. Ferrite Aerial with car aerial coil... 12/6
 Ose. P50/LAC... 5/4
 470 kefs I.F. P50/200... 5/7
 8rd I.F. P50/300... 6/-

Volume Controls
 Long spindles. Midget Size
 5 K. ohms to 2 Meg. LOG or
 LIN. 1/8 3/-. D.P. 5/-.

Stereo L/S 10/6. D.P. 14/6.
 Linear or Log Tracks.

COAXIAL PLUG 1/-. PANEL SOCKETS 1/-. LINE SOCKETS 2/-.
OUTLET BOXES, SURFACE OR FLUSH 4/6.
BALANCED TWIN FEEDERS 6d. yd., 30 or 300 ohms.
TELESCOPIC CHROME AERIAL. 12in. extends to 33 in. 6/6.

RETURN OF POST DESPATCH Minimum P.P. Charge 1/6 per order unless otherwise stated. Full List 1/-, C.O.D. 2/6 extra. CALLERS WELCOME

RADIO COMPONENTS SPECIALISTS 337 WHITEHORSE ROAD, WEST CROYDON
 Written guarantee with every purchase. (Export—Send remittance and extra postage, no C.O.D.) Buses 133, 68 pass door. S.R. Stn. Selhurst. Tel: THO 1665

1966 GRAM CHASSIS



Three Wavebands: Long. Mod. Short. Five Valves: ECH81, EF80, ECH81, EL84, EZ80.
 12-month guarantee. A.C. 200-250 v. Ferrite Aerial
 A.V.C. Negative Feedback. 5 watts 3 ohm. Chassis
 13 1/2 in. x 7 in. high x 5 in. deep. Glass dial size 13 in. x 4 in.
 horizontal wording. Two Pilot Lamps. Four Knobs.
 Aligned calibrated. Chassis isolated from mains.

BRAND NEW \$10.10 Post Free
 SPECIAL 12in. BAKER loudspeaker 25 extra.

HIGH GAIN TV. PRE-AMPLIFIER BAND I B.B.O.
 Tunable channels 1 to 5. Gain 18 dB. ECC84 valve.
 Kit price 32/6 or 55/- with power pack. Details 6d.
 (PC84 valves if preferred for 0.3a heater chains).
BAND III I.T.A.—same price. Tunable channels 7 to 13.
 Band I or III Coils and circuit only. 9/6. Chassis 4/6.
BBC2 Super Booster. VHF Transistor Model ready made 75/-

BLANK ALUMINIUM CHASSIS. 18 s.w.g. 4 sides, riveted
 corners, lattice fixing holes, 2 1/2 in. sides, 7 x 4 in., 5/6; 9 x
 7 in., 6/6; 11 x 7 in., 6/6; 11 x 7 in., 7/6; 13 x 9 in., 9/6; 14 x
 11 in., 12/6; 15 x 14 in., 15/-.

ALUMINIUM PANELS 18 s.w.g. 12 x 12 in. 5/6; 14 x 9 in.
 4/6; 12 x 8 in. 3/6; 10 x 7 in. 2/6; 8 x 6 in. 2/-; 6 x 4 in. 1/6.

STELLA RECORD PLAYER AMPLIFIER
 4 watt. 2 stage. 3 to 7 ohm. Neg. feed back. UCL82, UY85.
 200-250v. A.C. tapped input. Chassis size 8 x 2 x 4 in. high.
 Gold/Walnut knobs. Volume and Tone controls on separate
 Polished Wood Panel 6 x 2 in. Brand new with makers
 guarantee. 75/6.

ADD-ON BABY ALARM UNIT
 All Transistor. For any make of T.V. or Radio. Only three
 connections. Made by K.P., R.G.D. and Regentone. Circuit
 provided and instructions for use with all makes. No
 battery required. Ready built and guaranteed. Complete
 with microphone. 30/- Post 3/6.

RADIO BOOKS (Postage 9d.)

- Mullard, T.V. Valves, Diodes, Transistor equivalents. 10/6
- Mullard Maintenance Manual. 16/-
- High Fidelity Speaker Enclosures and Plans. 5/6
- Transistor Superhet Commercial Receivers. 7/6
- Transistor Audio Amplifier Manual. 3/6
- Radio Valve Guide, Books 1, 2, 3, 4, or 5. each 5/-
- Practical Radio Inside Out. 4/6
- TV Fault-Finding, fully illustrated. 6/-
- Transistor Audio Amplifier Manual. 6/-
- Shortwave Transistor Receivers. 5/-
- Transistor Communication Sets. 6/-
- International Radio Stations List. 2/6
- Modern Transistor Circuits, for Beginners. 7/6
- Sub-Miniature Transistor Receivers. 5/-
- How to Receive Foreign TV. 5/-

JACK SOCKETS Std. open-circuit 2/6, close-circuit 4/6.
 Lead 6/-, Grundig 3-pin 1/3; Lead 3/6.
PHONO PLUGS 1/-. Socket 1/-; Banana Plugs 1/-; Sockets 1/-.
JACK PLUGS STANDARD. Screened 3/-, Grundig 3-pin 3/6.
RESISTORS. Preferred values, 10 ohms to 10 meg.
 1/2 w. 1/2 w. 1 w., 20% 4d.; 1 1/2 w. 8d.; 2 w. 1/-; 3 w. 10% 6d.
 HIGH STABILITY. 1/2 w. 1% 2/-; Preferred values.
 10 ohms to 10 meg. Ditto 5%, 10 ohms to 22 meg., 9d.
 5 watt. 0.5 to 3.2 ohm 3 w. 1/6
 10 watt. WIRE-WOUND RESISTORS 2/6
 15 watt. 10 ohms to 6,800 ohms 3/-
 10K, 15K, 20K, 25K, 10W. 2/6
MAINS DROPPERS. Midget. With sliders. 0.3 a., 1K.,
 0.2 a., 1.2 K., 0.15 a., 1.5 K., 0.1 a., 2 K., 6/- each.
LINE CORD 100 ohms ft. twin plus resistance 1/- ft.

FAMOUS NAME TRANSISTOR PRE-AMPLIFIER
 14 db gain. 250v. or 9v. input. Ready built with Mu Metal
 shielding transformer for Mikes, Pick-Ups, Radio Tuners.
 Instructions and circuit supplied. 15/- Post Free.

WIRE-WOUND 3-WATT POTS. Miniature T.V. STANDARD SIZE POTS.
 Type. All values 10 ohms to 25 K., 20% 4/-; 50 OHMS to 50 K., 6/6;
 Carbon 30 K. to 3 meg., 3/-; 100 K. 7/6.

ARDENTE TRANSISTOR TRANSFORMERS
 D8055, 7.3 CT : 1 Push Pull to 3 ohms for OC72, OC81. 11/-
 D8024, 1.75 : 1 OT. Push Pull Driver for OC72, OC81. 11/-
 D8058, 11.5 : 1 Output to 3 ohms for OC72, OC81. 11/-

C.R.T. BOOSTER TRANSFORMERS
 for heater cathode short or falling emission.
 25% and 50% boost. State tube voltage
 required. PRICE 15/6

THE PEMBRIDGE COLLEGE OF ELECTRONICS PROVIDES TRAINING IN RADIO AND TELEVISION

FULL-TIME COLLEGE COURSE IN RADIO AND TELEVISION

Our Course has now been extended to sixteen months' duration to include theoretical and practical instruction on transistor television receivers, U.H.F. television receivers and colour television. Next course commences 6th September, 1966. This Course is recognised by the Radio Trades Examination Board (R.T.E.B.) for the Radio and Television Servicing Certificate examinations. Provides excellent practical experience on valve and transistor radio receivers and all well-known makes of television receivers.

To:
The Pembridge College of Electronics (Dept. P11)
 34a Hereford Road, London, W.2.

Please send, without obligation, details of the Full-time Course in Radio and Television.

Name _____
 Address _____

larger cities reference libraries may be able to supply nautical tables including haversines.

There is, however, a comparatively simple solution to the problem of ascertaining great-circle bearings within a reasonable degree of accuracy, but distances must be calculated or measured on a globe. For very many years an ingenious graphical method of determining the azimuth of a celestial body has been available to ocean navigators; and a little juggling with the essential factors can quickly transform it into a handy means of finding great-circle bearings. Should one desire extreme accuracy then the only solution is to worry a little spherical trigonometry!

Graphical Method

Basically this graphical method comprises a diagram of hour-angle hyperbolas and latitude ellipses, with a semi-circular azimuth scale. Since the astronomical triangle of the celestial sphere is analogous to the spherical triangle of the terrestrial sphere, the hour-angle, zenith distance and azimuth in one can be taken as corresponding to the difference of longitude, great-circle distance and bearing in the other. Thus it is feasible to adapt the diagram for radio use.

In radio work it is fortunate that in order to transmit the maximum energy, or to receive the maximum signal from a given place, we need only find the initial direction. The navigator on the other hand requires to find not only the initial and final courses, but also a number of in-between courses since great-circles cross the meridians of longitude at constantly changing angles, together with the vertex of the great-circle he proposes the ship should follow, ensuring that the highest latitude attained by the arc does not pass over land, ships displaying a

marked preference for deep water! But our radio signals, completely free are able to skip over sea and land, desert and mountain range, whilst following the shortest route.

The Cosine Formula

Cosine Formula for Distance: (Fig 1).
 $\cos a = \cos b \cos c + \sin b \sin c \cos A \dots\dots\dots 1$
 This then becomes:
 $\cos a = \cos b (90 - \text{Lat } B) \cos c (90 - \text{Lat } C) + \sin b (90 - \text{Lat } B) \sin c (90 - \text{Lat } C) \cos A$ (Difference of longitude between B & C).

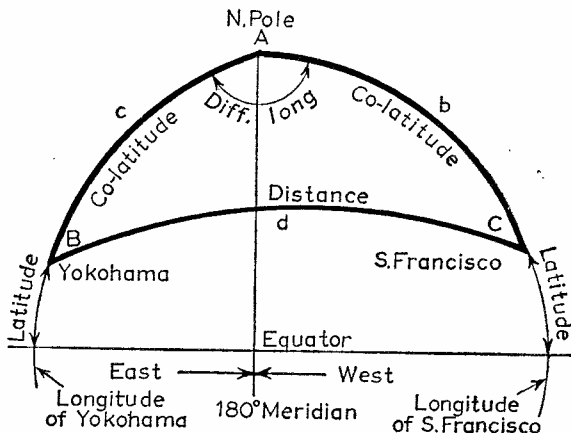


Fig. 2: Illustrating the Yokohama-San Francisco problem.

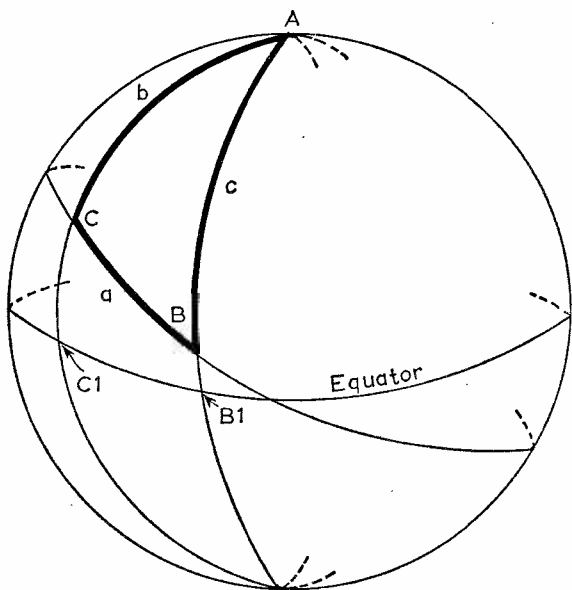


Fig. 1: Illustrating the arcs of three great-circles forming the spherical triangle, ABC. Where, A=Difference of longitude between B and C. B-B1=latitude of B. C-C1=latitude of C. c=Co-lat. of B (90-lat. B). b=Co-lat. of C (90-Lat. C). a=Great-circle distance. NOTE: If a latitude is in the opposite hemisphere, the co-lat. will be 90+Lat.

(At this point it might be well to state that where a latitude is located in the opposite hemisphere it will be (90+Lat). Longitudes on the opposite of the Prime Meridian are added together to find the difference of longitude, but when of like sign are subtracted. Where a great-circle crosses the 180th Meridian, with the places on opposite sides, the difference of longitude is the sum of the differences between the individual longitudes and 180°).

Now, since $\cos (90 - \text{Lat}) = \sin \text{Lat}$, and $\sin (90 - \text{Lat}) = \cos \text{Lat}$, we can simplify the Cosine Formula for places in the same hemisphere, re-writing it:
 $\cos a = \sin (\text{Lat } B) \sin (\text{Lat } C) + \cos (\text{Lat } B) \cos (\text{Lat } C) \cos A \dots\dots\dots 1a$
 = distance in nautical miles between B & C.

To find the bearing of B from C:—
 $\sin C = \frac{\sin (90 - \text{Lat } B) \sin A (\text{Diff. Long.})}{\sin a} \dots\dots\dots 2$

But since dividing by sine a is the same as multiplying by cosecant a, the formula can be re-written:
 $\sin C = \sin (90 - \text{Lat } B) \sin A \text{ cosec } a \dots\dots\dots 2a$
 Or $\sin C = \cos (\text{Lat } B) \sin A \text{ cosec } a \dots\dots\dots 2a$

It will be obvious, of course, that to find the bearing of C from B merely calls for a slight re-arrangement of the factors in the formula.

Example

Find the great-circle distance from San Francisco (37° 49' N., 122° 29' W.) to Yokohama (35° 26' N.,

139° 39' E.), and the bearing of Yokohama. Referring to Fig 2:

BAC=Difference of longitude between San Francisco and Yokohama.

BC =Great-circle distance.

ABC=Bearing of San Francisco from Yokohama.

ACB=Bearing of Yokohama from San Francisco.

TO FIND THE DISTANCE (Both places in the same hemisphere):

Using Formula la:

$$\begin{aligned} \cos a &= \sin 35^\circ 26' \sin 37^\circ 49' + \cos 35^\circ 26' \cos 37^\circ 49' \cos 97^\circ 52' \\ &= .5795 \times .6131 + .8153 \times .7904 \times -.1380 \\ &= .3553 + -.0889 \\ &= .2664 \\ &= 74^\circ 33' \\ &= 74^\circ 33' \times 60 = 4,473 \text{ nautical miles.} \end{aligned}$$

(To convert nautical miles to statute miles multiply by 1.152, although the land mile, purely an arbitrary unit introduced during the First Elizabethan Age, bears no relationship to the physical dimensions of the earth, whereas the nautical mile does).

TO FIND THE BEARING YOKOHAMA:

Using Formula 2b:

$$\begin{aligned} \sin C &= \cos 35^\circ 26' \sin 97^\circ 52' \operatorname{cosec} 74^\circ 33' \\ &= .8153 \times .9906 \times 1.0374 \\ &= .8378 \\ &= 56^\circ 54' \text{ (N. } 57^\circ \text{ W., or } 303^\circ\text{).} \end{aligned}$$

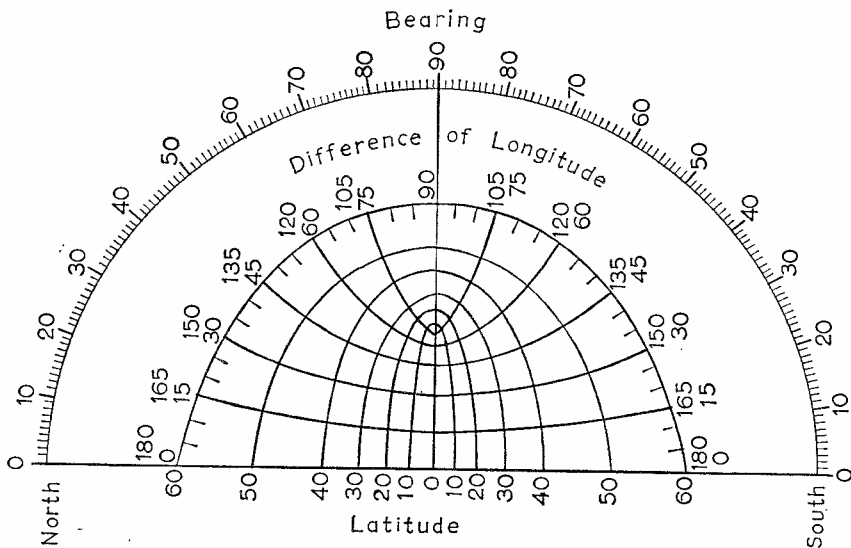


Fig. 3: Great-circle bearing graph. (Weir). The difference of longitude scale is marked in both directions.

From the formula and examples given it should be possible for any distance and direction on the earth's surface to be calculated without any great difficulty; and reference to a world map—or better still, a globe—will dispel any doubt as to whether a bearing is say, west of north or east of north. However, a word of warning!

World maps are often drawn on Mercator's projection, the meridians of longitude being parallel

and the parallels of latitude "stretched out" towards the Poles, providing a completely distorted view. A line drawn from San Francisco to Yokohama on such a map will indicate the bearing of Yokohama as approximately S. 89° W., or 269°, whereas we already know from the results of our worked example that the bearing is N. 57° W., of 303°, a difference of no less than 34°.

A ship leaving San Francisco on a true course of S. 89° W. would reach Japanese waters, but the route would be considerably further than on the great-circle course. Yet a signal radiated by a directional aerial on the same bearing (S. 89° W.) would result in the maximum energy passing over the northern part of Australia, some 3,000 miles south of Japan, adhering to the inflexible rule that radio waves confine themselves to great-circle tracks.

Graphical Method

The diagram provides a graphical means of finding the azimuth of a celestial body. The mathematical analysis is rather complex and of no interest to us, but by varying the factors involved we are able to utilise the diagram for determining great-circle bearings of places on the earth. Fig. 3 illustrates the diagram in the form adapted for radio use. The rules are simple. To determine the bearing of a distant place or transmitter:

1. Reverse the names of the latitudes of the two places, marking them on the Latitude Scale.

2. From the latitude of the observer (the place from which the bearing is to be ascertained) follow the latitude ellipse until it intersects the hyperbola corresponding to the difference of longitude between the places.

3. Join the latitude of the distant place to the point of intersection.

4. Transfer this line (by means of parallel-rulers or set-squares) to the centre of the Latitude Scale (0°), extending it to cut the Bearing Scale.

A couple of examples should make the procedure quite clear.

What is the great-circle bearing of Yokohama from San Francisco? (Factors given in the worked example).

1. Mark off the latitudes of both places, reversing the signs. They will now be South.

2. Trace the San Francisco latitude ellipse until it cuts the difference of longitude 97° 52'—almost 98°).

3. Join the latitude of Yokohama to this spot.

4. Transfer the line to zero on the Latitude Scale, extending it to the bearing Scale, reading off the bearing as 57°.

Since the elevated pole in this example is that in the North, the bearing is measured from the North towards the West, thus N. 57° W., Yokohama being

—continued on page 280


NEW EXCLUSIVE OFFERS TO PRACTICAL WIRELESS READERS!

Very Limited Import Quota—Direct to You
Saving you Wholesaler's Profit
and Retailer's Profit!



7 TRANSISTORS +
VARIABLE WAVE BAND
 Our Price **44/11**

Never before has a 7 Transistor Radio been offered at such a low price—compare prices locally! Staggering reception from revolutionary ferrite internal aerial—works in car, boat or plane—ropes in stations galore—B.B.C., Pirates, Luxembourg—the lot! Room filling volume, and more. Rich HI-FI tone from famous "Foster" speaker. Brand new in carton. *Save pounds—Send 44/11 plus 4/7 P. & P. for 7 DAYS' FREE TEST—your money back instantly if not as described.* (Quality case, battery, personalphone, etc. 7/6 ex.). Demonstrations Daily



Make 5 different
TRANSISTOR
RADIOS for

35/- No Experience Necessary

No soldering. Only 8 connections for first radio to work. Just look, you get Basy ABC Plans, Cabinet, Loudspeaker (alone 17/6), Earphone, 4 Semi-conductors, Coils, Condensers, etc. YES—EVERYTHING! Loud clear English and Foreign reception. As supplied to Educational Authorities, H.M. Forces, etc. TESTIMONIALS GALORE. Mr. R. O'D of Londonderry, writes: "... I received your components and I must say that I am very satisfied with them. I have it already set up..." COMPLETE HOME/RADIO COURSE. Originally 26 SEND ONLY 35/-, plus 8/6 post etc.



Sensational
PRICE BREAKTHROUGH
800 only ULTRA-RELIABLE
SWISS DIVER'S WATCH

with Rotating Timing Bezel. Elsewhere you could pay up to £15.

OUR CRAZY PRICE **79/6**

Now at last you can afford a Jewelled Diver's Watch with Automatic Date Change—yours at the LOWEST EVER PRICE. Fully waterproof and depth tested. Automatic Calendar, Shockproof, Electronically

Timed. Luminous dial, hands and Rotating Bezel. Ideal for skin divers, sailing, motor racing, research working, for accuracy. FULLY GUARANTEED—at 79/6, plus 4/6 p. & p. TEST AT HOME—Money back guarantee. (Expanding Bracelet 10/6 extra.)



SAVE YOUR LEGS!
INTERCOM OUTFIT
& BABY ALARM
Ready Built

Only **49/6**
 Save £3.16.6.


Robustly made, brand new current models. You get 2 separate fully transistorised intercommunicating sets—each can speak or listen to the other—complete with 60ft. connecting wire. Fixed in a flash. Ends baby-crying worries. Ideal for Workshop or House, Sickroom, hundreds of uses! Hang on wall or stands up. Our absurd price 49/6, battery 2/6 extra. Post, etc. 3/6. Money refunded if not 6 goods value!



Scoop at the Docks—a
Complete Unopened Crate
FULLY AUTOMATIC
SELF-WINDING 21 JEWELLED DATE WATCHES

Originally 12 Gns. NOW ONLY **98/6** You save **£7.3.6**

1,500 only to be cleared at below half price. Gent's calendar watch by reputable Swiss maker. Luxurious gold finish, stainless steel screw back—shock resistant, anti-magnetic, waterproof. Unbreakable mainspring—21 Fully Working Jewels. Electronically timed. Send 98/6, plus 8/6 p. & p. Matching expanding bracelet 10/6 extra. Brand New and Boxed. Full written guarantee.



MINIATURE
PRECISION
SPY CAMERA

Only **14/6** Post **3/-**

Offered at a fraction of its Real Worth. Brand new precision made photographic instrument in chromed steel and leather. Two speed shutter, 2 1/2 in. x 1 1/2 in. Easily concealed in palm-of-hand! and takes crystal clear photographs. The rage of America and offered at the absurd price of 14/6, incl. solid leather case—add 6/- for pack of 6 films which give 60 photos, superb craftsmanship in miniature. Send immediately.

TRANSISTOR POCKET RADIOS
with Loudspeaker. Bulk Purchase
Enables us to Make
this Fantastic Offer

Only **28/6** No more to pay



The "SAN REMO" so tuned that it brings the voices of star vocalists dramatically to life—in your home, office, etc. Only 4 1/2 x 2 1/2 x 1 1/2 in. Fits easily into your pocket or handbag. Works for months off 1/2 battery. Should last a lifetime, anyone can assemble it in an hour or two with our easy plan. Miniature speaker—everything, only 28/6, 2/6 p. & p. (Parts can be bought separately). Limited supply—so rush your order before it's too late.

New Famous Make
Long Distance Portables
8 TRANSISTORS
2 Full Wave Bands
Act Now 900 only

Same in performance as sets costing more than **DOUBLE**
NOW ONLY 78/6

The highly sensitive internal Ferrite Aerial plus 7-section telescopic aerial of this powerful full size radio pulls in 100's of Inter-Continental Stations including B.B.C., Luxembourg, Pirates—the lot. Superb HI-FI tone from famous big Speaker at half-filling volume. Works in car, plane or boat. 900 Only. Brand New, Boxed, 78/6, plus p. & p. 4/6. (Leather case, shoulder sling, earphone, 4 batteries, 9/6 extra.)



Limited Import Quota from Behind the Iron Curtain, 1,200 only
Famous New Full Size
3-SPEED FOOD MIXER

Same features and extras as 29 gns. model

Now Yours **£7.19.6** for Only **NO MORE TO PAY**

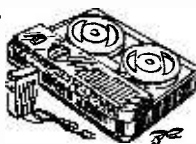
New in Makers' Carton. Amazing deal direct with the Famous Manufacturers, whose name we have agreed not to mention due to the give-away price. Why pay 29 gns. when you can have all this for only £7.19.6, plus 6/6 p. & p.? Gleaming white metal unit complete with full size heat resistant Oven Glass Mixing Bowl—Whisks—Coffee Grinder, etc. (Liquidising attachment £1 extra). Ample lead plugs into standard A.C. 220 to 240v. supply. Money instantly returned if not delighted.



New Sensational Price
Breakthrough DIRECT
IMPORT 1000 only
High powered
PORTABLE
TAPE RECORDERS

You've seen recorders at more than twice our price NOW ONLY **£5.19.6**

At last a highly sensitive full-sized tape recorder at a price you can afford. "NOT A TOY"—but a beautifully designed instrument which is solidly assembled on a rigid steel chassis. You'll be amazed at the fine reproduction of sound for all purposes including dictating, notes, party fun, etc. Fingerprint control for volume and selector switch. Hand Microphone has unique REMOTE CONTROL on/off switch for accurate recording and playback. 1000 only at £5.19.6, plus 8/6 p. & p. TRY AT HOME, your money back if not delighted. (Tape, Spare Spool, Microphone, Batteries and Earphone 15/- extra.)



NO SOLDERING
AMAZING
CIGARETTE
RADIO

ONLY **18/6**



Yes a perfectly ordinary packet of cigarettes! But watch your friends astonishment on hearing it! It fetch in station after station, loud and clear! Still holds 10 cigarettes—yet cleverly conceals highly sensitive, fully transistorised circuit (including tiny battery). Even a young boy can assemble it in under 2 hours. No soldering. No experience necessary. Only 16 connections to make. Ideal for taking to work with you. From our buiging testimonial file. Mr. D. B. of Huddersfield, writes: "... I have fitted the parts in it and it is working wonderfully..." ALL PARTS including Semi-Conductors, ABC Plans, etc. ONLY 18/6, plus 2/6 post, etc. Parts Available Separately.

NEW FULLY
TRANSISTORISED
PORTABLE RADIOS
 with Full Variable waveband.
 NOW A FRACTION OF THE
 NORMAL PRICE

ONLY **35/-**


WHY PAY MORE? All the latest refinements are packed into this new MULTISTATION ALL Transistor radio—the internal aerial pick up even the remote stations and the powerful built-in speaker gives room filling volume. Individual tuning, first-class reception. Purchase with confidence—packed in original manufacturer's cartons. (Personal earpiece and battery 4/6). Send 35/- plus 4/6 p. & p.



NEW RADIO NO soldering
VOLKERSADI
ANYONE CAN BUILD
IN 2-3 HOURS

ONLY **19/6**


EVEN THE OLDER
CHILDREN BUILD
THEM!... no soldering—only 16 connections then hear it reach out bringing in station after station, loud and clear. Palm-of-hand size 4 1/2 x 2 1/2 x 1 1/2 in. Many Testimonials: M. H. of Bradford writes: "... I have just completed one of your sets successfully, it is the first time I have ever tackled anything like a radio, and I must state here and now, I am amazed how easy it is to a layman like me. Your instructions and plan have obviously been very carefully thought out so that even the most dim can follow them..." Direct from Manufacturers to You. Send 19/6 plus 2/6 post, etc. PARTS AVAILABLE SEPARATELY.



Limited Import Shipment
INTERNATIONAL
SATELLITE
PORTABLE
Transistor RADIO
2 Full Wave Bands
Why Pay 12 gns.?

ONLY **74/6**

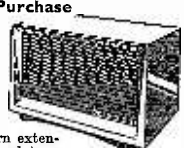
Famous Satellite portable radio now offered well below half the price of comparable models. Fills in your favourite stations, (Pirates, B.B.C., Luxembourg, etc.)—even International. Internal aerial, larger speaker, combine to give crystal clear reception INDOORS and OUT. Why pay 12 gns.? Send 74/6 plus 4/6 p. & p. Cowhide carry case, earpiece, battery, etc. 8/6 extra.



Miraculous Import Purchase
200 Only NOW
HAVE MUSIC IN
EVERY ROOM
Extension speaker

More than doubles the value of your radio. ONLY **29/6**

Complete! Just place this ultra modern extension speaker in any room and tune in to your favourite programmes—Now you can relay even from HI-FI radiograms down to transistor portables. Simply place in position or fix on wall and plug in the 80ft. lead supplied. What could be easier? DON'T MISS THIS AMAZING BARGAIN, remember 200 only at this price 29/6, plus 5/6 p. & p. Money instantly refunded if not worth more than double.



CONCORD ELECTRONICS LIMITED

(DEPT. P.W.30) 77 NEW BOND ST., LONDON, W.1
 (Mail order only)

RADIONIC

ABSORBING and EXCITING!

Unique and brilliantly simple. Hundreds of educational establishments—Universities, Technical Colleges, Schools, the Armed Forces—are already using Radionic for electronic instruction. Enthusiastic owners range from 9 to 82 years of age. Selected by the Council of Industrial Design for all British Design Centres. Featured in Sound and Television broadcasts.

The system is beautifully engineered from top quality British components. No soldering. No mains. No prior knowledge needed. Simply arrange components on perforated transparent panel, position brass connecting strip underneath fix with 6BA nuts and circuit works with full efficiency. You can then dismantle and build another circuit. Your results are guaranteed by our Technical Department and News Letter Service. All parts available separately for conversion or expansion of sets.

NEW! Our "No soldering" printed circuit board for superhet portable. Simply insert components and tighten nuts.

- No. 1 Set £5.19.6 14 Circuits (Earphone)
 - No. 2 Set £6.19.6 26 Circuits (Earphone)
 - No. 3 Set £10.19.6 22 Circuits (7 x 6" Loudspeaker output)
 - No. 4 Set £14.19.6 26 Circuits (include 6 Transistor and reflex superhets)
- Prices (Post Free)

Full details from:


RADIONIC PRODUCTS LIMITED

STEPHENSON WAY, THREE BRIDGES
CRAWLEY, SUSSEX

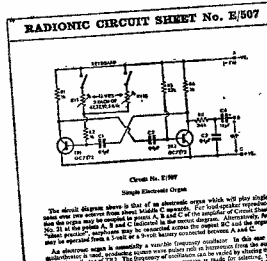
Tel.: CRAWLEY 28700

Trade Enquiries Invited

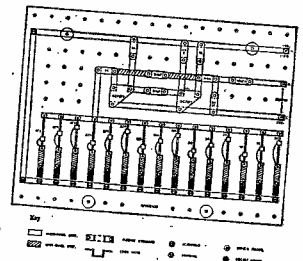
RADIO & ELECTRONIC CONSTRUCTION SYSTEM



A No. 4 SET and 6-TRANSISTOR SUPERHET



Theoretical Circuit



Practical Layout

Our 'E' Series of basic electronic circuits is available separately. Send for details of E/508 our do-it-yourself computer.

VALVES SAME DAY SERVICE NEW! TESTED! GUARANTEED!

SETS		1R5, 1S5, 1T4, 3S4, 3V4, DAF91, DP91, DK91, DL92, DL94. Set of 4 for 16/-, DAF96, DF96, DK96, DL96, 4 for 24/6	
1A7GT 7/6	10C2 11/6	DH81 12/6	EF91 2/9
1H5GT 7/6	12A7Y 3/9	DK32 7/9	EF92 2/8
1N5GT 7/9	12AU6 4/9	DK91 4/9	EF97 7/6
1R5 4/9	12AU7 4/9	DK92 3/-	EF183 6/9
1S4 4/9	12AX7 4/9	DK96 6/6	EF184 6/9
1S5 3/9	12K7GT 8/6	DL33 6/9	EL33 6/6
1T4 2/9	12K8GT 8/6	DL35 5/-	EL35 11/9
2A5 6/9	12Q7GT 3/6	DL92 4/9	EL41 7/9
3Q4 6/9	20F1 11/9	DL94 5/6	EL84 4/9
3S4 4/9	20P3 10/9	DL96 6/-	EL90 4/9
3V4 5/6	20F4 13/6	DY86 6/9	EL95 5/-
5U4G 4/6	25U4GT11/6	DY87 6/9	RM80 5/9
5Y6GT 4/11	30C15 9/3	EAB30 6/-	EM31 7/8
6Z4G/6T4/9	30C18 8/-	EAP42 7/6	EM34 5/9
6/30L2 5/9	30F5 8/6	EB41 4/-	EM57 6/6
6AL5 2/3	30FL1 9/6	EB91 2/3	EY51 6/8
6AM6 2/9	30LL5 10/3	EB93 6/8	EY36 6/-
6AQ5 4/9	30L17 12/-	EB04 6/6	EZ40 6/6
6AT6 4/-	30P12 13/6	EBF80 6/9	EZ41 6/6
6BA6 4/6	30P18 7/6	EBF89 5/9	EZ60 4/-
6BB6 4/3	30P19 13/6	ECC00 6/9	EZ81 4/8
6BJ6 5/6	30FL1 9/6	ECC81 3/9	EZ23 12/6
6BW6 7/9	30PL13 10/9	ECC82 4/9	KT61 6/6
6FL3 3/6	35L6GT 6/3	ECC83 7/-	KT93 4/-
6FL4 9/-	35W4 4/6	ECC84 6/3	N18 6/6
6FZ2 9/-	35Z4GT 4/6	ECC85 4/6	N78 14/6
6K7G 1/6	85A2 5/9	ECP80 7/6	PC97 6/3
6K8G 4/3	6063 12/6	ECP82 6/9	PC94 6/-
6K9GT 7/6	AZ31 8/9	ECP86 10/9	PC99 9/-
6P28 7/6	B36 4/6	ECL135 6/9	PC0189 9/-
6Q6/6T 9/9	B729 10/6	ECL42 8/6	PC180 6/6
6S17GT 4/8	CY1 12/6	ECH84 9/-	PCF82 6/9
6V6G 3/6	DAC32 7/3	ECL80 6/3	PCF86 3/3
6V6GT 5/6	DAF91 3/9	ECL82 6/9	PCF800 10/6
6X4 3/6	DAF96 6/-	ECL86 3/6	PCF805 8/-
6X5GT 6/3	DCC90 6/9	EF39 3/9	PC182 6/9
7B5 10/6	DF38 7/9	EF41 9/3	PC183 9/-
7B7 7/6	DF58 2/9	EF80 4/9	PC184 3/3
7C5 8/9	DF90 6/-	EF85 5/-	PC185 8/-
7E7 5/-	DH76 3/6	EF86 6/9	PC186 3/6
7Y4 5/-	DH77 4/6	EF89 4/9	PENA4 6/6
8BW6 6/6			PBN36C15/-
			UCH42 8/-
			UCH81 6/6
			UC182 7/3
			UC183 9/3
			UF41 6/9
			UF80 6/3
			UF89 5/9
			UL41 3/9
			UL44 15/-
			UL84 6/3
			UY21 8/9
			UY41 4/9
			UY85 4/9
			VP43 11/-
			W76 3/6
			W77 2/9
			Z77 2/9
			Z78 2/9
			Z79 2/9
			Z80 12/9
			Z81 12/9
			Z82 12/9
			Z83 12/9
			Z84 12/9
			Z85 12/9
			Z86 12/9
			Z87 12/9
			Z88 12/9
			Z89 12/9
			Z90 12/9
			Z91 12/9
			Z92 12/9
			Z93 12/9
			Z94 12/9
			Z95 12/9
			Z96 12/9
			Z97 12/9
			Z98 12/9
			Z99 12/9
			Z00 12/9

READERS RADIO

85 TORQUAY GARDENS, REDBRIDGE,
ILFORD, ESSEX. CRE 7441

Postage on 1 valve 9d. extra. On 2-valves or more, postage 6d. per valve extra.
Any Parcel Insured against Damage in Transit 6d. extra.

FAMOUS FOR THIRTY YEARS OF SHORT-WAVE EQUIPMENT OF QUALITY

H.A.C. SHORT-WAVE KITS

H.A.C. were the original suppliers of Short-Wave Receiver Kits for the amateur constructor. Over 10,000 satisfied customers—including Technical Colleges, Hospitals, Public Schools, R.A.F., Army Huns, etc.

IMPROVED 1966 RANGE
1-Valve model "CK", complete kit, Price 34/6. Customers say:
"Definitely the best one-valve S.W. kit available at any price".
This kit contains all genuine Short-Wave components, a drilled chassis, accessories and full instructions. Ready to assemble and of course, as all our products, fully guaranteed. FULL RANGE of other kits still available including the famous model "K", price 77/-. Before ordering call and inspect a demonstration receiver or send for a descriptive catalogue and order form to:—

"H.A.C." SHORT-WAVE PRODUCTS (Dept. P.W.), 44 Old Bond St., London, W.1.

MARINE RADIO MANUAL

G. L. Danielson and F. G. Mayoh

For many years there has been a need for an up-to-date book covering the syllabuses of P.M.G. examinations. This book, written by authors whose day-to-day concern for many years has included the training of those preparing to become ships radio officers, meets this need.

624 pages, 369 line diagrams. 80s.

From your bookseller or in case of difficulty post free from

GEORGE NEWNES LTD.

Tower House, Southampton, Street, W.C.2

A Contemporary Case

by E. V. KING

MANY amateurs build excellent transistor radios but often spoil them by obviously home made cases. The writer hopes to show readers a method of making very attractive cases which cost little in time and money. The method is not suitable for mains receivers which generate heat, but for small battery operated ones.

The example described in this article was designed specifically for a 5-transistor receiver but the idea can be adapted to suit individual requirements.

Materials to use

Although plastics such as Perspex and Formica may be used the writer considers that good planed softwood is best. Use $\frac{1}{4}$ in. deal planed down (by the shop) to $\frac{3}{8}$ in. The front and back panels may be thin plywood, but for ease of cutting, hardboard is difficult to beat. Later p.v.c. quilting will cover all the woodwork so great dexterity is not required.

Making the case

A rectangle is made up to the correct size (Fig. 1b) so that the receiver chassis will fit internally into it. The rectangle is carefully squared up and the back and front pieces of hardboard are then marked to size and cut out. Fixing holes are then drilled and the front and back temporarily fixed to the case with $\frac{1}{2}$ in. round-headed japanned wood screws. The back is then removed.

Marking the control holes

A little dab of vaseline is placed on the longest control spindle and the chassis carefully placed in the cabinet until an oily mark has been made on the front panel. This hole ($\frac{3}{8}$ in.) is then drilled out. The next longest spindle is then dealt with, and so on. In this way no measuring is required to get the holes in exactly the right place.

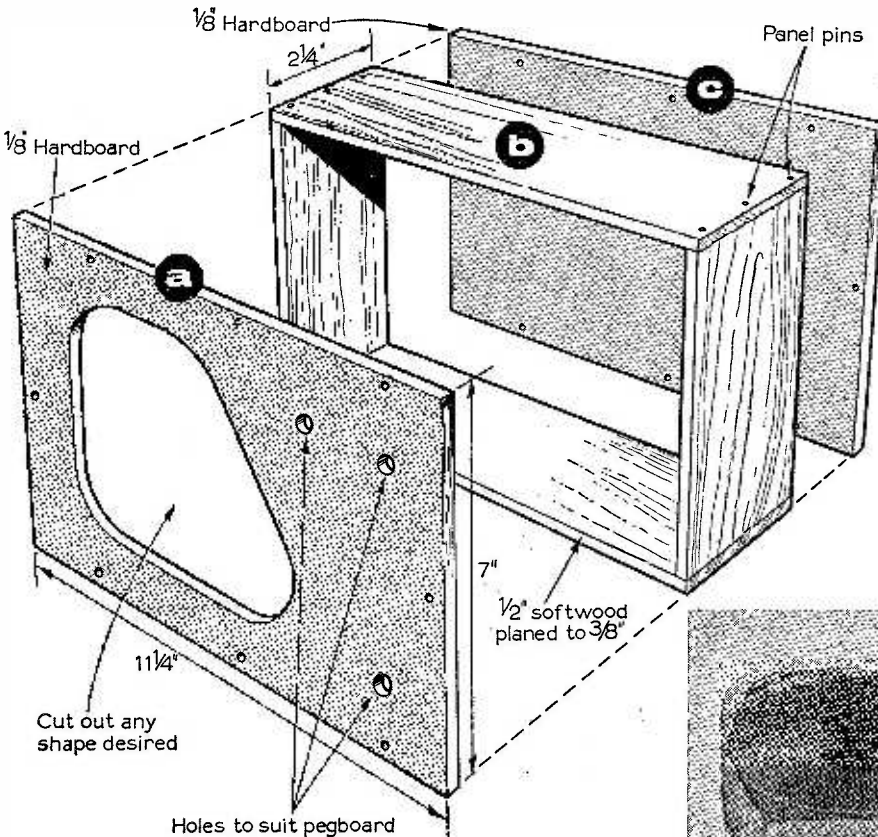



Fig. 1: Wooden framework details

- a. The front with speaker cut-out
- b. The main casing
- c. The removable back

Fig. 2: The transistor receiver fitted into the front panel for testing fit.






Fig. 3: The transistor receiver fitted into the cabinet. Note the Fablon quilting overlap round the edges.

The loudspeaker hole is then planned. In most cases any artistically designed hole may be cut in the panel as in Fig. 1a, so that when the receiver is placed in the case the appearance will be as in Fig. 2. Round holes are generally to be avoided as they make difficult the use of plastic quilting later. Small radii, such as in Fig. 1a, have some artistic merit, but square corners are easier to deal with.

The loudspeaker hole may be cut with a coping or fret saw, or may be chiselled very easily on a flat piece of waste wood. The receiver is now mounted in the cabinet and the back is put on to make sure everything is satisfactory. Leave the spindles long at this stage. Small wooden blocks screwed to the sides will hold the chassis in position (Fig. 3). Remove the receiver and both front and back panels.

Fablon quilting

The main consideration in making the cabinet quilting cover is that no joins must be visible. To

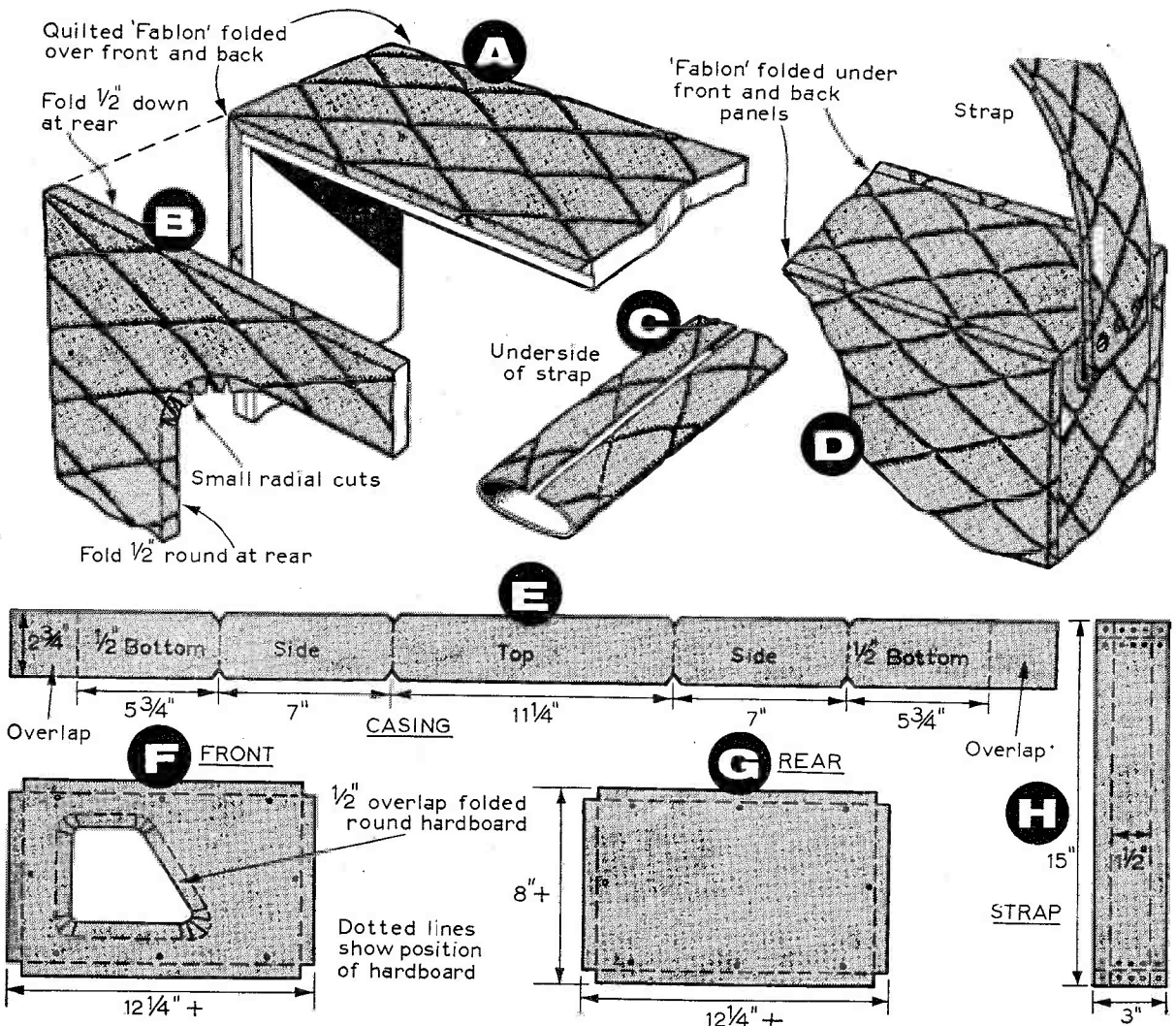


Fig. 4: Using the Fablon quilting.

- A. How the main frame is covered.
- B. How the front and speaker aperture is dealt with.
- C. Making the carrying strap.

D. Fixing the strap.

E, F, G, and H. Dimensions of the Fablon quilting required for the cabinet.

overcome this difficulty and to make sure the Fablon does stay stuck down at the *edges* the writer has found it best to cover the three pieces separately. When screwed together, the effect is very pleasing, no joins are visible and the Fablon is tightly clamped in situ. Fablon is self-adhesive and needs no sticking medium.

Fig. 4E, F and G shows the pieces of Fablon quilting necessary, but it is easier to cut these to size on the actual pieces of wood rather than pre-measure them. The long piece that goes right round the cabinet is fixed on so that the join is underneath and overlaps. A razor blade then cuts through the overlap to give a perfect butt joint. The edges are bent down both sides as in Fig 4A, making sure that there is no double thickness of quilting at the corners.

The back and front are similarly covered, the speaker hole being the most difficult part. Fig. 4B shows how the Fablon is bent round the hardboard; small thin radial cuts are made where a curve is present. If black quilting is used, any slight visibility of white foam is camouflaged with a touch of black enamel, and in fact becomes almost invisible.

The front panel is now fitted. Tygan is the most suitable speaker material and can be obtained from any radio dealer. It is sold in various designs and is strong enough to protect the speaker without any metal grille. The Tygan may be fitted with adhesive, or fixed with shortened drawing pins, or made big enough to cover the whole front panel so that it is clamped in place as the front is fixed to the case.

Make sure the Tygan is fixed so that the lines on it are in the desired direction and are straight. In the case of a speaker fixed separately to the front the speaker itself will usually clamp the




Fig. 5: A completed cabinet made by the incorporation of the ideas given in the article.

PARTS REQUIRED

3ft. 6in. x 2½in. x ½in. in planed deal.
 2½ sq. ft. ordinary ½in. hardboard.
 ½ sq. yd. Tygan speaker material.
 1 yd. Fablon quilting (ironmongers and decorating shops).
 Panel pins, touching-up paint, round-headed, thin wood screws.

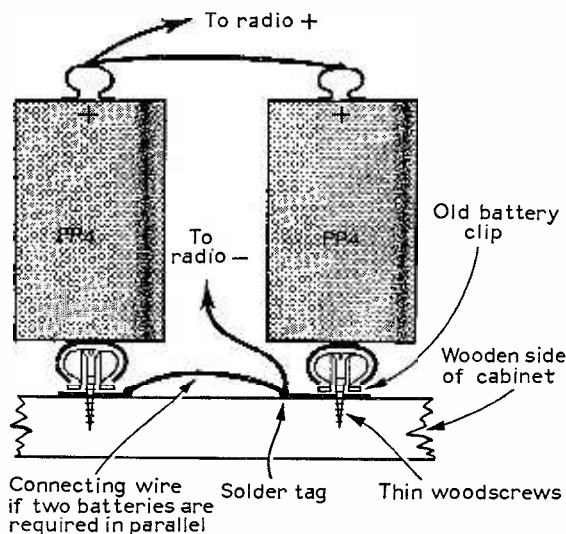


Fig. 6: Diagram showing how small light batteries such as the PP4 may be held in place by fixing the battery clips to the wooden casing. Two PP4's are shown in parallel.

material. For the example described, the writer takes the Tygan over the complete panel.

The front is now refitted on the case, the radio is inserted and fixed, and the spindles are carefully cut to the correct length to take the knobs required.

Fig. 5 shows the completed cabinet made by the author.

The back is similarly covered and a plastics carrying handle is easily made from some of the same material as shown in Fig. 4C, D and H.

Fixing batteries

Batteries may be fixed in large Terry clips, or the battery connectors may be fixed to the wood with small wood screws so that the battery simply clips in place (Fig. 6). Otherwise rubber bands, or separate wooden compartments may be constructed.


The only places on the cabinet thus constructed where any join may show is for ¼in. at the corner of each piece of hardboard. This can be obviated by fitting metal corner covers, but if the visible white foam is carefully painted it will be quite invisible in ordinary use. Scores of cabinets have been made in this manner and have proved entirely reliable, even outdoors in wet weather. ■

PRACTICAL WIRELESS BINDERS

The new large size "Practical Wireless" Easi-binder is designed to hold 12 issues of P.W. Please state volume number required otherwise a blank cover will be sent.

A new version of the Easi-binder with a special pocket for storing blueprints and data sheets is now available. The price is 14/6d. inclusive of postage.

Order your binder from: Binding Department, George Newnes Ltd., Tower House, Southampton Street, London, W.C.2.



F.G. RAYER G30GR

Light Programme can easily be obtained by adding a parallel capacitor and switch, described later.

Components

The components listed are those recommended, but in some cases items to hand may be used. Notes on fitting alternative transistors and other parts are given later. Many other transistors are satisfactory, particularly in the audio and output stages, but it is important to remember that if alternative transistors are fitted it will often be necessary to change some resistor values as well. This is essential in the output stage, where R6 and R7 are chosen to suit the transistors.

Panel

This measures 5½ in. x 6 in. cut from 1/16th in. thick paxolin, with an opening the same diameter as the speaker cone. Holes for the resistor leads and other wires are made with a 1/16th in. drill. It is advisable to drill as many holes as possible before mounting any parts.

beginners

A t.r.f. receiver of the type described here can normally give good loudspeaker reception of quite a number of stations, and all the difficulties of superhet alignment and ganging are avoided. If each stage is tested as described, when wired, no difficulty should be encountered. If a wiring or other fault is made, only a portion of the receiver will have to be examined.

Construction is very easy. All components are on one side of an insulated panel, and most of the wiring is on the other side. Here, matters are so arranged that no leads cross, so connecting up should be particularly straightforward.

The circuit (Fig. 1) uses Tr1 as r.f. and a.f. amplifier, in a reflex arrangement which is capable of very good results. Regeneration and gain are controlled by VR1. The ferrite rod aerial tunes medium waves. Reception of the 1500m. long wave

The speaker is mounted with 6BA bolts. Screw holes for the aerial supports will also be required. VC1 is shown as 300pF, but may be anything from 208pF to 350pF or so, preferably of the air-spaced variety. The capacitor may be fitted with a lock-nut, or by short 4BA bolts, according to type. If bolts are used, see they do not penetrate so far as to short circuit the capacitor or bend its plates.

T1 is the driver transformer, coloured leads emerging as in Fig. 3 for the component listed. If a different transformer is used, the tag or lead connections must be as specified for it. T2 is the output transformer, for use with a 2-3Ω speaker.

Ferrite Aerial

This uses a 6in. x ¼in. diameter rod, the winding being 26 s.w.g. enamelled wire, turns side by side. Two wooden supports are cut to the shape in Fig. 4,

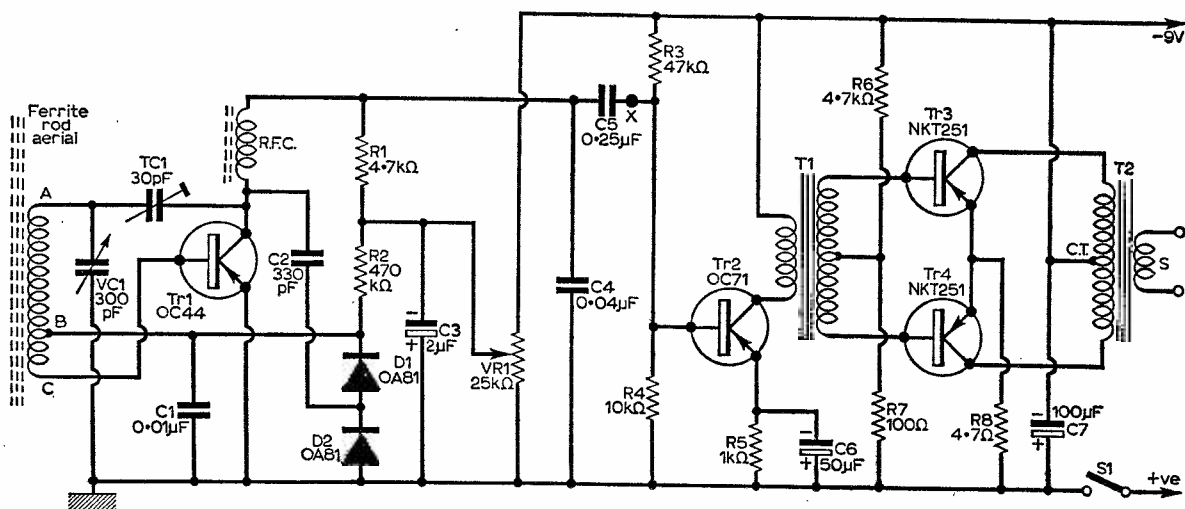


Fig. 1: Complete circuit of the TRF4 receiver.

with screws holding them to the panel. Place a layer of paper on the rod, and fix the wire at A with tape or adhesive. Wind on 76 turns, and make a small loop B. Then continue winding in the same direction for a further 11 turns, and fix the wire at C.

Other rods and wires can be equally satisfactory, though a small rod is likely to give slightly less volume. If no means of checking band coverage is available, the simplest method is to adjust the number of turns until a station around 200 metres (say Radio Luxembourg, 208m) is tuned in with VC1 nearly fully open. Coverage can also be adjusted by sliding the whole winding along the rod.

The tag in Fig. 3 is in contact with the tuning capacitor frame, and forms the moving plates connection. VC1 fixed plates go to TC1 and A on the aerial, Fig. 2.

Wiring

Components are inserted in the position in Fig. 2. Spread the wire ends of resistors and capacitors so



that parts do not fall out when the panel is turned over. After soldering, snip off excess wire. All connections on the front of the panel are shown in Fig. 3.

To avoid any difficulty with identifying transistor leads, cut 1in. pieces of 1mm. red, blue and yellow sleeving, placing red over each collector wire, blue over each base wire, and yellow over the emitter leads. There is no need to cut the transistor leads short, so no damage should arise with normal

soldering, providing the iron is removed as soon as joints are made.

Note positive and negative ends of the diodes. Each wire can be made into a small loop before passing through the panel, so that the heat of soldering does not easily reach the diode itself.

First Stage

It is easy to test each stage as it is wired. Tr1 operating alone should give good headphone volume. Connect medium or high impedance phones from X on C5 (Fig. 1) to earth line. Unscrew TC1 fully. Connect a 4½V, 6V or similar battery, positive to earth line (via switch).

When VR1 is turned up about one-quarter to one-half way, some stations should be tuned in by rotating VC1. Note that VR1 does not have to be turned the whole way, as this does not give maximum volume. Adjust VR1 for best volume, then slowly screw down TC1 until oscillation just begins. Oscillation should cease when VR1 is turned back slightly, and sensitivity should be high.

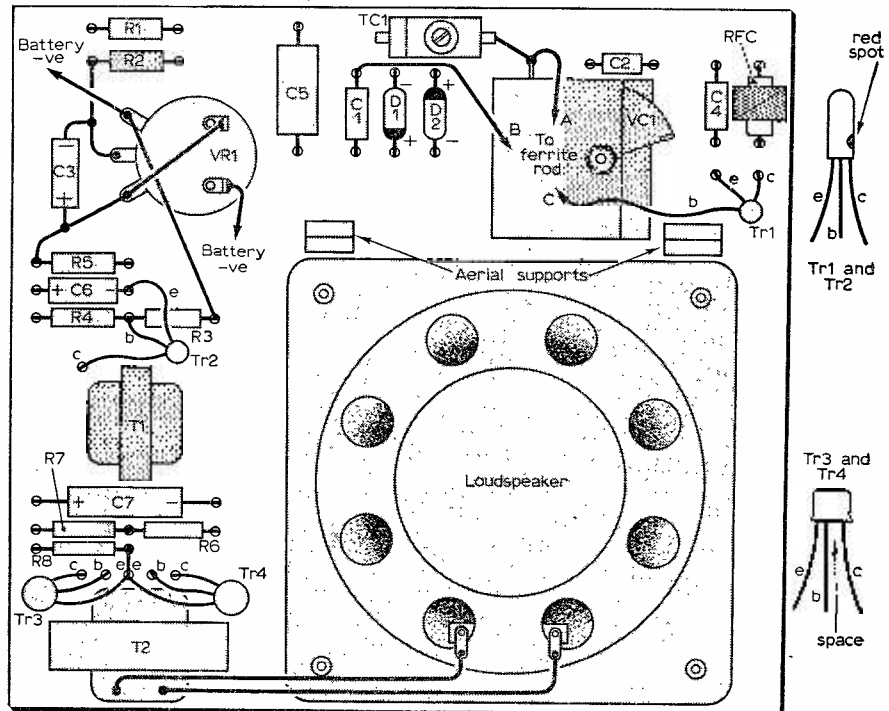

At this stage, tuning coverage can be adjusted as already described, if necessary. C3 may be anything from about 0.25µF to 8µF. Capacitors larger than about 8µF give an unpleasant delayed effect on the control of regeneration.

Many good quality r.f. transistors with a cut-off frequency of several megacycles will function well in the Tr1 position. Other diodes than the OA81 have also proved suitable. However, the base voltage of Tr1 depends on the transistor, diodes, and R2. Therefore with a different transistor and diodes, it may be necessary to change R2. The best value will generally lie between about 82kΩ and 680kΩ.

Lack of sensitivity and overloading causing audio distortion shows R2 is too high in value. Violent regeneration and a high background noise indicates that R2 is too low in value. Two or three resistors

Fig. 2: Back-of-panel view showing layout of components.

The completely assembled receiver out of the cabinet.



HERTZ

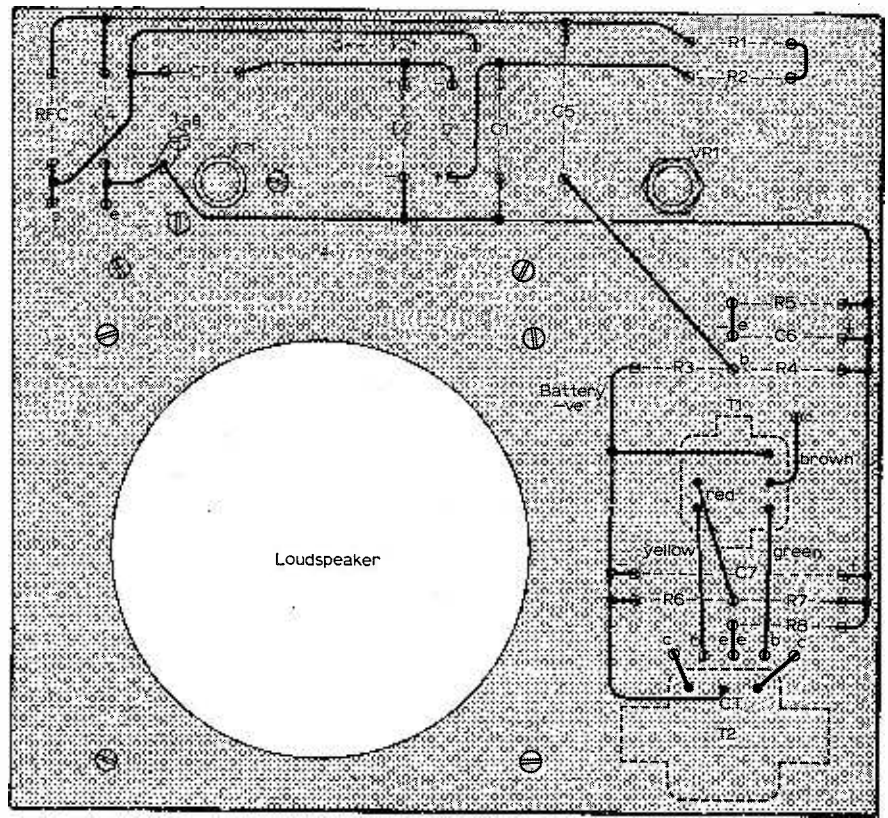


Fig. 3: Front of the paxolin panel showing connections.

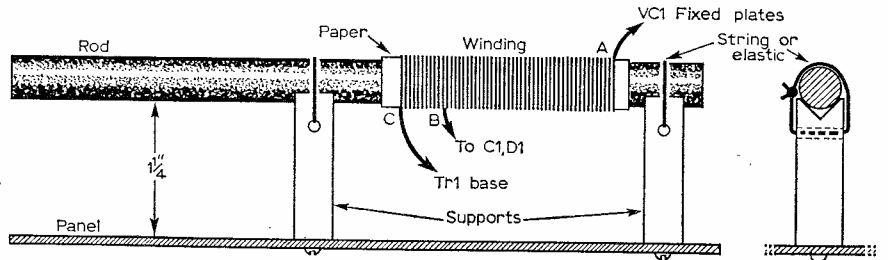


Fig. 4: Details of the ferrite rod aerial assembly and method of mounting.

of about 100k Ω , 220 Ω , and 470k Ω can easily be tried, singly and in series or parallel.

Second Stage

This is the audio amplifier and driver Tr2. The values given suit most other similar transistors. If the phones are connected across the primary of T1, signals should be much stronger, and free from distortion.

If results are now poor, R3 and R4 should be checked, and also Tr2, if suspected. As reputable transistors are inexpensive, there is little point in using very cheap surplus ones of doubtful merit.

Output Stage

R6 and R7 must be correct for Tr3 and Tr4. For OC81's, change R7 to 82 Ω . Alternatively, use 2.2k Ω for R6 and 33 Ω for R7.

The resistors R6 and R7 should be 5 per cent tolerance. To check operation with unknown transistors or normal 10 per cent resistors insert a milliammeter in the battery circuit. Distortion

(often sounding like a faulty speaker) and a low current with no signal tuned in shows that R7 is slightly too low in value, or R6 a little too high.

On the other hand, lack of amplification, and a high current with no signal, shows that R6 is too low in value, and R7 is too high. The current of Tr3 and Tr4 combined should normally be around 3mA to 5mA, with no signal, rising to peaks of 15mA to 40mA or more, as volume is increased.

Changes made to R6 or R7 should be small. On no account switch on with R7 disconnected. You can use a new matched pair of transistors with the 5 per-cent resistors required for them, or a small pre-set resistor may be used for R6 or R7, and adjusted for proper working. Alternatively, find the value by using an ordinary potentiometer, then select a fixed resistor of the same resistance. Or shunt a resistor whose value is to be lowered by a second resistor. In all cases guard against making the base voltage very negative, as this may cause a destructive current.

In general, a midget output transformer and speaker will not give quite such good results as a somewhat larger transformer and speaker.

Cabinet, etc.

TC1 must not be screwed down very far, for if oscillation begins with VR1 nearly at zero (slider at positive end) volume will be poor. With a solid dielectric capacitor at VC1 oscillation may not be sustained towards the high wavelength end of the band.

It was found that the long wave Light Programme was well received by shunting extra capacitance across VC1. About 1,500pF is required, depending on the position of the winding on the rod.

If the capacitor is fixed, slide the winding along the rod to tune to 1500m. This should have little important effect on medium wave coverage. Alternatively, use a 500pF or larger pre-set, with a 1,200pF or similar fixed capacitor in parallel, and adjust the pre-set capacitor for 1500m.

The receiver can be operated from a 6V, 7½V or 9V battery.

The author's simple cabinet is shown in the photograph. The receiver is held by screws inserted from behind. The pieces are coated with adhesive, and fixed together with small panel pins. When the adhesive is dry, glasspaper the cabinet thoroughly. It can then be finished with varnish, coloured paint to choice, or one of the self-sticking covering materials.

Stretch a piece of silk over the speaker opening inside, and glue it. A plastic drawer type handle may be screwed to the top. The back can be hinged at the bottom and have a top clip, or may be held with four small screws.

★ components list

Resistors:

R1	4.7kΩ	R5	1kΩ
R2	470kΩ	R6	4.7kΩ 5%
R3	47kΩ	R7	100Ω 5%
R4	10kΩ	R8	4.7Ω

All fixed resistors ¼W, 10% except where otherwise stated.

VR1 25kΩ potentiometer with switch.

Capacitors:

C1	0.01μF 150V	C5	0.25μF 150V
C2	330pF 150V	C6	50μF 6V
C3	2μF 12V	C7	100μF 12V
C4	0.04μF 150V		
VC1	208pF to 350pF variable		
TC1	30pF trimmer		

Transistors and Diodes:

Tr1	OC44	D1	OA81
Tr2	OC71	D2	OA81
Tr3/4	NKT251		matched pair

Transformers:

T1	Osmor QXD1	T2	Osmor QX02
----	------------	----	------------

Other parts:

Ferrite rod, 6 x ¾" diameter.

3-ohm, 3" diameter loudspeaker.

Paxolin sheet, 6 x 5½ x ¼".

Battery clips, 26s.w.g. enamelled wire, connecting wire, 1mm. sleeving, two 2" diameter control knobs.



||| **ELECTRIC GUITAR AMPLIFIER HANDBOOK**
By Jack Darr. Published by W. Foulsham & Co., Ltd., Slough, Bucks. 144 pages. Size 8½in. x 5½in. Price 24s.

IT is rather difficult to see who would benefit by paying 24s. for this book. For the novice who plays a guitar it is perhaps rather technical. For the service engineer it is doubtful if very much would be of interest. Apparently the book has been written to "dispel any qualms the service man may have about entering a strange field".

Your reviewer is unaware of the standard of servicemen in the U.S.A. (from whence this book originated). However to seriously suggest that this be offered as a handbook to service engineers in this country is laughable if not actually insulting. To be told that low-frequency oscillation in a.f. amplifiers is called motor-boating would scarcely bring a gasp of astonishment even from the most junior apprentice who makes the tea!

The book is liberally sprinkled with such sparkling examples as being instructed to turn the amplifier upside down to get at the bottom. For the uninitiated—see this one before you buy. For the service man—stick to reading *Punch*.—DLG.

||| **MICROWAVE PRIMER**
By Albert Camps and Joseph A. Markum. Published by W. Foulsham & Co., Ltd., Slough, Bucks. 192 pages. Size 8½in. x 5½in. Price 30s.

FOR those readers who have a knowledge of radio and/or electronics but who fight shy of those mysterious and strange happenings high up in the microwaves then this book offers a chance to peep over the fence and find out, quite painlessly, just what is on the other side.

Although split into only four chapters the division is very effective in grouping together all the relevant facts in a particular section. Transmission lines, r.f. components and Measurement Techniques are very fully covered, while the first chapter affords an introduction to microwaves. Particularly useful is the thorough treatment given to Smith Chart techniques.

One annoying thing which for your reviewer nagged throughout the entire book and that was the question and answer technique used all the way through. Had the questions all been taken out the amount of useful information could have been doubled. Most students can supply their own questions without the help of text!—LSA.

Sell or Loans

. . . the circuit, instructions and any other information on the Bendix TA-12C transmitter.—R. C. Beckett, 275, Goldington Road, Bedford.

. . . any information whatsoever on receiver No. 18 Mark 3.—J. Myers, 4, Pollard Street, Middlesbrough, Yorks.

. . . any information on the Army receiver R109A and modern equivalents of the valves AR8 and AR12.—P. Chatham, 58, Longrood Road, Bitton, Rugby, Warwickshire.

. . . the issue of PRACTICAL WIRELESS which contains the instructions for building an Echo Unit. I have almost completely built this unit, but the book was accidentally burned.—T. J. Harrigan, "Holly Villa," 49, Trench Road, Trench, Near Wellington, Salop.

. . . the circuit diagram and any other information on the v.h.f. transceiver P/SU type RLP2; Tx RLS 4.1; Rx RLS 4.3. The separate numbering on each is unfortunately necessary as overall the unit is not named and it is in three separate chassis as assembled. It is made by A. T. and E. Bridgnorth.—James Whitaker, Suetts Farm, Bishops Waltham, Hampshire.

. . . a circuit diagram and any information on Ex-Government receiver R3673 Ref. No. 100/16876.—D Mines, 41, Sandringham Road, Bitterne Farm,

. . . a technical information manual concerning three 8-transistor superhet model KT-1000 made by the Kobe Kogyo Radio Corp.—P. D. Winder, Elizabeth College, The Grange, St. Peter Port, Guernsey, Channel Islands.

. . . the official handbook for the Ex-Army No. 12 set transmitter.—B. King, 17 Windermere Ave., Eastcote, Ruislip, Middlesex.

Transistors Fight Back!

WITH reference to Mr. Biddlecombe's letter in the May issue, I would suggest that he makes certain of his facts before making sweeping statements ". . . the transistor is an inferior substitute for a valve as far as the matter of music reproduction is concerned".


He obviously has never listened to a high quality transistor amplifier. It can produce results of equal quality to many valve amplifiers I have heard, with, if anything a slightly lower noise level. Added to this is the fact that one does not have to wait for the valves to warm up and there is very little heat rise and greater reliability (estimated at 500 per cent).

R. C. Bean.

London, N.W.10.

NEWS AND..

NEW RANGE OF TRANSISTOR RADIOS



E. R. (Factors) Ltd., of 374-378 Harrow Road, London, W.9, announce the introduction of three new models, the "Fantavox" range. These sets are manufactured in Japan by Novel Dempa Co. Ltd.

Model TA-8009 (lower left) is an 8 transistor receiver covering medium waves and costing 5 guineas. Size: $2\frac{3}{8}$ in. x $2\frac{3}{4}$ in. x $\frac{3}{8}$ in.

Model TM-1213 (left) is a 12 transistor four waveband a.m./f.m./s.w./l.w. receiver costing $21\frac{1}{2}$ guineas and measuring $6\frac{1}{2}$ in. x $9\frac{1}{2}$ in. x $3\frac{1}{2}$ in.

Model TM-1015 (right) is a 10 transistor three-band a.m./f.m./l.w. receiver costing 15 guineas and measuring $6\frac{1}{2}$ in. x $7\frac{1}{2}$ in. x $2\frac{3}{8}$ in. Further details on any of these models may be obtained from E.R. (Factors) Ltd., address as above.

MODULAR COMMUNICATIONS RECEIVER



Racal introduce a new modular and flexible communications system based upon their RA.217 h.f. Communications Receiver.

The basic RA.217 is a fully transistorised receiver covering a frequency range of 1 to 30Mc/s, with continuous tuning, using the well-tried Wadley loop principle. It is designed for the reception of SSB, AM, and CW signals, and suitable IF bandwidths and AVC constants are provided for all modes of reception. The receiver may be operated from AC mains or batteries.

New modules of the system allow the basic RA.217 to be adapted or extended into a fully flexible modular communications receiving system which can also receive ISB, FSK and LF signals and can operate either in a single or dual-diversity role. A panoramic adaptor is available together with units for synthesizer control, and extended or remote control.

...COMMENT

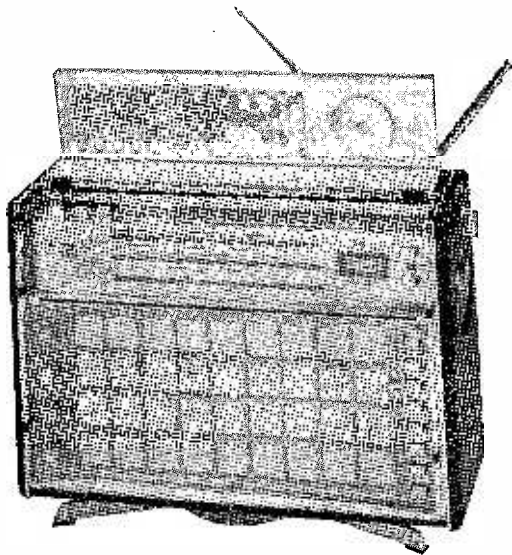
MORE POLICE RADAR TRAPS

Thirty-five more Marconi speed-measuring radar sets have been ordered by the Home Office. This will bring the total number of sets available to the British Police Forces for setting-up speed traps to 200. The basic accuracy of this speed measuring equipment is better than $\pm 2\%$ over the entire operating range which extends from zero to 80 m.p.h. This is considerably better than the normal speedometer which has an accuracy of -0% , $+10\%$. Speedometers fitted to police vehicles for checking the speed of other vehicles have accuracies of -5% , $+0\%$.

Most magistrates accept evidence based upon figures derived from these electronic devices, which are extremely accurate so long as they are correctly set-up and correctly operated.

The official line (Marconi) on this gear is "to provide an accurate and safe method of measuring traffic speeds, in an effort to reduce the accident rate due to speeding on busy roads."

PHILIPS TRANSWORLD DE-LUXE



The ultimate in radio luxury is provided by Philips with the Transworld de Luxe Portable radio, model 638T. It features long, medium and v.h.f. wavebands together with four short wavebands. When the top flap opens to reveal the tuning scale the lid shows a map of the world divided into sections for calculating the time in each area. Twin telescopic aerials serve for f.m. and s.w. reception. Price is 100 gns.

ELECTRONICS ADVISORY COMMITTEE

A Technical Advisory Committee on electronics has been set up by the Ministry of Technology under the Chairmanship of I. Maddock, a deputy controller in the Ministry.

The Committee's terms of reference are: to identify within the field of electronics both research and development projects relating to systems, equipments, components and production technologies, the exploitation of which is important industrially and commercially. Also to identify areas where effort and available facilities in relation to these projects are considered to be too fragmented or on too small a scale. The Committee will, of course, make recommendations to Ministry of Technology and review progress on electronics projects in the Department's authorised programme.

The following have been elected Committee members: R. J. Clayton, G.E.C. Electronics; P. D. Hall, International Computers & Tabulators; D. S. Ridler, Standard Telephones & Cables; P. E. Trier, Mullard; A. J. Young, English Electric Valve; Dr. G. G. MacFarlane, Royal Radar Establishment; W. Makinson, National Research Development Corporation; J. H. Merriman, General Post Office; J. R. Mills, Ministry of Technology; Dr. W. H. Penley, Ministry of Aviation; A. W. Ross, Ministry of Defence (Naval); Mrs A. W. Swaffield, Ministry of Technology; and Dr. J. R. M. Granville, Royal Radar Establishment, who has been appointed secretary.

Circuit Boards

It was good to have an authoritative statement from L. Allen of Arborite Ltd.

I've been using off-cuts of this stuff for quite a few years . . . for two reasons; one, as I happen to have a relative who is the Managing Director of the firm importing Arborite; two, it seemed to me to be just as good as the usual Paxolin.

Both, however, suffer from one slightly annoying feature; they cannot be conveniently cut with metal shears, and I must confess that I love using metal shears. In this heat, the amount of energy expended on cutting and shaping is quite an important factor in the hobby, and shears get me less hot up than a fret saw.

There is one other type of chassis that might interest readers, and one that I am tending to use more and more. It is vinyl floor tiling off-cuts. The delightful thing about this is its flexibility in one plane and its rigidity in the other. Thus a neat little superhet strip plus audio can be bent around the corners of some old fancy cabinet, and all the space used.

I realise that "building round bends" is going to get me dubbed the "obvious", but we all have our particular brand of bends; the diver, the high flier, and the man who constructs a radio in a plastic sphere representing the World.

H. Wagner.

Kuala Lumpur,
Malaya.

Transistors Fight Back!

SURELY Mr. Biddlecombe must be joking, when he calls transistors inferior!

Mind you, he spoils his case a bit, when he uses a pre-war 8 in. speaker as a source of "Hi-Fi".

I have been making, assembling and modifying radio gear for over 35 years, but I haven't touched any new valve apparatus for two years—so convinced am I that they are now back numbers! (Except for high-voltage applications, like TV).

Transistors hiss? Only if badly designed—or chosen. After all, you wouldn't use a 6L6 in a preamp!

Yet that is the kind of thing that I have seen done in "hissy" transistorised amplifiers.

It will shock Mr. B. to hear that I use transistors *because* they are so noise-free! (My latest being a 20dB TV u.h.f. booster.)

In my categorical opinion, a well-designed (note!) bit of transistor apparatus is always superior to its valve equivalent in reliability, stability, coolness of running and quality of reproduction, even when using the best of modern speakers on f.m./v.h.f.

R. G. Young.

Peacehaven,
Sussex.

THE 'IMPERIAL'

3-band transmitter

F.G. RAYER G3OGR

KEYING THE TRANSMITTER

The usual methods of keying a transmitter for c.w. (continuous wave) operation are perfectly satisfactory for the Imperial. The first to be described is extremely simple and requires few additional components. In fact, it involves disconnecting the cathode and beam plate connections (pins 1, 4 and 6) to the power amplifier and keying its cathode. It is then necessary to insert a 2000pF disc ceramic capacitor between each of the three valve pins and chassis, keeping the leads as short as possible.

One must also disconnect the h.t. to the screen grids in the modulator and isolate the modulation transformer by shorting the primary winding. It is also advisable to put a 47kΩ resistor across the key in the cathode circuit of the power amplifier.

All of these alterations (not including the 2000pF de-coupling capacitors) should be done through a ganged switch, being careful to keep the h.t.

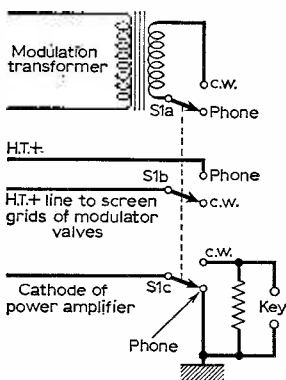
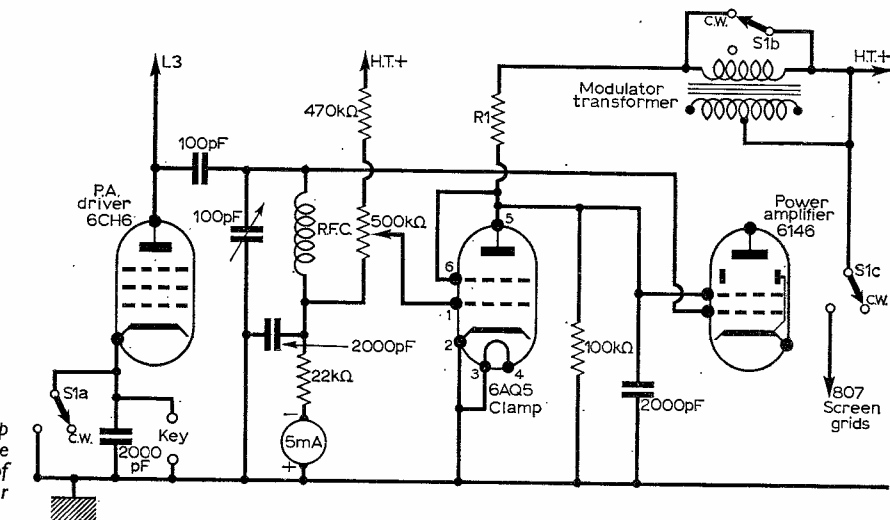


Fig. 8: Switch connections for the simple c.w. modification.

Fig. 9: Circuit showing the clamp valve 6AQ5 connections. Only the basic outlines are included of the driver and the final power amplifier stages.



Part III

switching away from the cathode switching. The illustration Fig. 8 shows the actual connections.

Should one wish to avoid keying the final power amplifier, an alternative method is illustrated in Fig. 9, using a clamp valve 6AQ5. In the original layout a hole was shown for this valve between the tank circuit and the modulator transformer.

The grid circuit of the power amplifier has to be altered so that bias obtained from grid rectification can be applied to the clamp valve 6AQ5. A similar switching arrangement to that of the simpler keying circuit, described earlier, is employed in this circuit. The main difference being that the key is in the cathode circuit of the driver and not in the final p.a. No alternations have to be made to the anode or cathode circuits of the final p.a. A cathode de-coupling capacitor does, however, have to be included in the driver 6CH6.

The three-pole, two-way c.w./phone can be mounted on the rear chassis runner.

When grid drive is available from the p.a. driver, bias developed across the $22k\Omega$ resistor almost wholly cuts off the anode current of the clamp valve. No bias is developed when the key is open. This permits the clamp valve to conduct heavily which, in turn, reduces the screen grid voltage and the anode current of the final p.a. and thus kills the r.f. output.

The anode load of the clamp valve (R1) may have to be modified to suit the h.t. voltage; $40k\Omega$ is suggested as a starting point. Before setting-up the $500k\Omega$ potentiometer in the grid circuit of the clamp valve, adjust the slider arm for minimum voltage on the grid. Then tune up the transmitter; with about 2 to $2\frac{1}{2}$ mA grid current and 80mA anode current. Now adjust the potentiometer until the anode current on the final p.a. just begins to fall.

With the key open, the screen grid potential of the final p.a. should fall to about 25V and the anode current to about 40mA. Using a 400V supply, this represents an anode input of 16 watts, which is well within the anode dissipation rating of 20 watts. Resistor R1 can be reduced to raise the input with drive, if wanted.

The clamp valve is left permanently in circuit, and has no effect on phone working, except to keep the p.a. anode current down if grid drive ceases through a fault. If the maximum possible c.w. output is wanted, fixed bias can be obtained from a battery or a small power supply connected to the positive side of the 5mA meter. The voltage is not critical (between 20 and 60 volts), but the $500k\Omega$ clamp control potentiometer should be adjusted as previously described. The effect of fixed bias reduces the p.a. anode current under no drive conditions.

H.F. BANDSPREAD

As only part of the 3.5 to 3.8Mc/s v.f.o. range is used when operating in the 7 and 14Mc/s bands, it is possible to bandspread. A method found to be very successful with the author is shown in Fig. 10. A twin-gang tuning capacitor having a value of

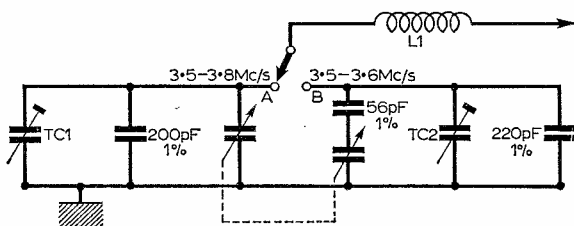


Fig. 10: The bandspread tuning modification for the 7 and 14 Mc/s bands.

about 80pF per section and trimmers with about 50pF are perfectly satisfactory. All the capacitors should, however, have a fairly high stability.

The adjustment procedure is quite straightforward. Adjust range A and B for correct coverage using the trimmers and then switch to the 20 metre band and calibrate range B at 0.1Mc/s intervals with a 100kc/s crystal marker or other generator which may be at hand. Now the v.f.o. range 14 to 15.2Mc/s covers 14.0 to 14.4Mc/s.

The additional components for this modification can be mounted in the v.f.o. box. ■



4-CHANNEL TRANSISTORISED MIXER

An essential unit for audio enthusiasts, enabling various sound sources to be mixed for single composite output. 7 transistors. Separate volume controls for each channel. Veroboard construction, simplifying layout and assembly.

CRYSTAL CONTROLLED OSCILLATORS AND TRANSMITTERS

How-to-make details of an easy-to-build 3.5—28 Mc/s., using crystal control for simplified design and construction.

MODIFICATIONS TO THE TEN-FIVE RECEIVER

Improvements to this popular all-transistor double-conversion communications receiver fully described.

BEGINNERS' SHORT WAVE TWO

How to build a simple 2-valve t.r.f. for loudspeaker or headphone operation. Operates from a.c. mains with built-in power unit. 5-15 Mc/s

PRACTICAL WIRELESS

SEPTEMBER ISSUE ON SALE AUGUST 4th

MAKE SURE OF YOUR COPY!

practically wireless

commentary by HENRY

WE are no longer a nation of shopkeepers: merely suppliers and demanders, says a pundit. As far as the marketing of wireless spares goes Henry would amend that to "non-suppliers and pleaders".

We enter the nearest radio shop and an immaculately attired gent appears. He receives our request with a lifted eyebrow and disappears in the back premises. In no time at



With lifted eyebrows

all he returns to shake his head sadly, regretting that supplies of spares are restricted to their own agency models.

Recognising the brush-off technique, we toddle along to a branch of one of our better-known multiples, even more resplendent than the last emporium—and even less likely to bother with our one-and-ninepenny item.

* * *

There was a heartrending letter in a trade journal recently asking why the "multiples" should be regarded in such a bad light. The writer worked in the usual crack about the "man in a dirty coat in a little room above every store" and the dead flies in the independent dealer's window.

We could have told him one reason why the multiples have a bad image—so seldom is there

anyone on the premises that knows anything about the technicalities of the equipment they are trying so hard to sell! The man in the little room, dirty coat notwithstanding, would treat us with more sympathy. We would put up with a few dead flies, and even a dozing cat, to be sure of a modicum of real service.

The pattern is repeated in all the radio supermarkets of the High Street. The aristocrats advance, kneading their knuckles at the prospect of a hundred-pound sale, then retire, crest-fallen, when it turns out that all we need is an insignificant spare part.

We are forced to try the little chap around the corner, where the proprietor has himself gone through the mill and is now elevated to chief salesman-cum-sweeper - cum - cashier - cum-mechanic's aide - cum-anything else that's needed.

Have you, dear reader, ever tried asking a large manufacturer for a small spare part? Either one is completely ignored or referred to the "nearest agent". And as *he* is probably the first of the well-swept emporia we tackled the problem is back in our laps.

Let me offer a few crumbs of comfort. We are not alone in our nail-biting frustration. Even



Nail-biting frustration

the so-called agents have their troubles when ordering spares. To cite a recent example . . .

* * *

Wanted: A spool carrier for a well-known make of tape recorder under guarantee. To remove the faulty part was to leave a welter of loose belts and pulleys, so we ordered an advance replacement, quoting the full details of the machine, the owner and the date of sale.


Back came a carrier, minus the tyre—which was the specific part that was causing the trouble. We searched the manual for a separate parts number for the tyre, found none, so wrote to the maker, quoting our previous order number and asking for the missing bit pronto.

By return of post a complimentary slip saying: "Please quote model, etc.". We played safe and sent the dud part this time with explanatory cover note. Back came the wrong replacement with invoice. Three letters later we received *four* replacements with tyres but minus a small bush. We packed the lot off with an acid note, quoting again our original order, and this time received a fresh carrier with bush but minus tyre. And in the following post invoices for the other, unwanted, returned, spares.

So far I calculate we have spent nearly as much on postage as it would have cost to order a new part COD, which would probably have turned up correctly by return!

Perhaps it is understandable after all when the dealer balks like a frightened horse at the sight of our sorry spare part. *Practical Wireless* readers who pride themselves on being what Percy Wilson graciously calls "the dawn of a new dispensation" would be better advised to make the darn gubbins themselves!

CODAR - QUALITY



ANOTHER CODAR TRIUMPH!

THE NEW 1966 CR.70A COMMUNICATION RECEIVER.

This completely new receiver sets a new high standard for performance and finish unequalled at the price, and is a worthy addition to the outstanding range of CODAR quality communication equipment. Frequency range: 500 Kc/s-30 Mc/s (500-10 metres) in four ranges: 500 Kc/s-1.5 Mc/s; 1.5 Mc/s-4.2 Mc/s; 4.2 Mc/s-11.5 Mc/s; 11.5 Mc/s-30 Mc/s. Slide rule scales for each band calibrated in frequencies plus an additional logging scale in degrees. Two speed vernier tuning control with reverse slow tune action. Unique aerial input stage exclusive to the CR.70A employing High 'Q' Air-spaced CODAR-400L Inductor giving extremely high gain with low noise level. Panel aerial trimmer for peaking weak signals. Double tuned I.F. Iron cored transformers. 470 Kc/s with EF183 frame grid valve for maximum gain and selectivity. 5 valves (including two twin triodes) giving 7 valve line-up. Separate B.F.O. stage for CW and SSB reception. Calibrated signal strength 'S' meter, illuminated. Automatic Volume control. Panel phone jack for 'private' listening. 2-3 ohm output for external speaker. (Matching unit optional extra.) Superb styling, metal cabinet in the new Organasol Satin lustre finish. Size: 13" x 5 1/2" x 7 1/2". For A.C. 200/250v. Ready built. Not a Kit at the fantastic low price of £19.10.0. Carr. 7/6.

CODAR R.F. PRE-SELECTOR MODEL P.R.30. Considerably improves the performance of any superhet receiver over 1.5-30 Mc/s. Uses EF183 Frame Grid Valve, and provides up to 20dB gain plus substantial image rejection, improved signal/noise ratio and selectivity. Selector switch for either dipole or single wire antenna. Power requirements 180-250 volts 12mA H.T. 6.3 volts, 3 amp L.T. Size 8 1/2 x 5 x 4 1/2 in. Ready built, complete with cables, plugs and instructions, £5.10.0. Carr. 3/6. **MODEL P.R.30X.** Self powered model for 200-250v. A.C. Also provides 25mA at 200v. H.T. and 6.3v. 1 amp L.T. for other accessories £7.4.0. Carr. 3/6.

CODAR "Q" MULTIPLIER MODEL R.Q.10. For use with any superhet receiver with an I.F. between 450 and 470 Kc/s. Provides considerable increase in selectivity for either peaking or rejecting a signal on AM, CW, or SSB BFO. Size 8 1/2 x 5 x 4 1/2 in. Power requirements 180-250v. H.T. at 5mA 6.3v. 3 amp L.T. Ready built complete with cables, plugs and instructions, £6.15.0. Carr. 3/6. **MODEL R.Q.10X.** Self powered version for 200-250v. A.C. and also provides 25mA at 200v. H.T. and 6.3v. 1 amp. L.T. for other accessories £8.8.0. Carriage 3/6.

CODAR A.T.5. 12 WATT 2 BAND TRANSMITTER. The newest most compact transmitter for fixed or mobile use on 160-80 metres. "The tiny TX with the BIG voice". Size only 8 1/2 x 5 x 4 in. (Base area is less than two-thirds of this page!) High stability new type calibrated VFO. 1.8-2.0 Mc/s and 3.5-3.8 Mc/s (up to 4 Mc/s export). Air-spaced CODAR COIL Pi-net output. P.A. Plate current meter plus neon indicator. Plate Screen modulator. AM/CW switch and Panel key jack. Plug change over for 6 or 12 volts heater supply. Ready built £16.10.0. Carr. 4/- . **A.T.5 POWER SUPPLY UNITS.** For 200-250v. A.C. and 12v. Solid state for Mobile use, complete with all Transmit/Receive changeover switching available.

CODAR-KIT CR.45K MAINS T.R.F. SHORT-WAVE RECEIVER. World wide reception—North and South America, Russia, India, Australia, Far East, Amateurs, Shipping, etc. ★ Separate electrical bandspread. ★ 3 slow motion vernier drives. ★ Low loss polystyrene plug-in coils, factory aligned ★ Dials calibrated in frequencies and degrees. ★ Power output 3 watts for 2 1/2 ohm speaker. ★ Valve line-up: ECC81, EL34, E280. Size 12 x 5 1/2 x 7 in. **CODAR-KIT CR.45K** complete with valves, 3 coils (10-25, 25-75, 60-176 metres) and 11 page instruction manual, £9.10.0. Carr. 5/6. Extra coils 4/9 each. Instruction manual only 4/- (credited on order). (Can. also be supplied ready built—price on request).

CODAR-KIT MINI-CLIPPER—OUR FAMOUS SHORT-WAVE RECEIVER ★ Can be built in one evening ready to switch on and bring the World to your fingertips at a very low cost. ★ Supplied complete with valve, one coil 25-75 metres and 4-page instruction manual. PRICE 39/6. Carr. 3/- . Extra Coils 4/9 each. Instruction Manual only 2/- (credited on order). Electrical Bandspread available. Provision to add 2 transistor amplifier.

SEND 6d. IN STAMPS FOR ILLUS. LEAFLETS OF THE CODAR RANGE • H.P. TERMS AVAILABLE • WORLD-WIDE MAIL ORDER SERVICE

CODAR

CODAR RADIO COMPANY
BANK HOUSE, SOUTHWICK SQUARE
SOUTHWICK, SUSSEX. Tel. 3149
G3IRE G3HGQ

Canada: Codar Radio of Canada, Tweed, Ontario

TECHNICAL TRAINING

in radio television and electronics

Whether you are a newcomer to radio and electronics, or are engaged in the industry and wish to prepare for a recognized examination, ICS can further your technical knowledge and provide the specialized training so essential to success. ICS have helped thousands of ambitious men to move up into higher paid jobs—they can help you too! Why not fill in the coupon below and find out how?

Many diploma and examination courses available, including expert coaching for:

- Institution of Electronics & Radio Engineers (Brit.I.R.E.)
- C. & G. Telecommunication Techns' Certs.
- C. & G. Supplementary Studies
- R.T.E.B. Radio/T.V. Servicing Certificate
- Radio Amateurs' Examination
- P.M.G. Certs in Radiotelegraphy
- General Certificate of Education, etc.

Examination Students coached until successful

NEW SELF-BUILD RADIO COURSES

Learn as you build. You can learn both the theory and practice of valve and transistor circuits, and servicing work while building your own 5-valve receiver, transistor portable, signal generator and multi-test meter—all under expert tuition. Transistor Portable available as separate course.

POST THIS COUPON TODAY

for full details of ICS courses in Radio, T.V. and Electronics.

INTERNATIONAL CORRESPONDENCE SCHOOLS

Dept. 171, Intertext House, Parkgate Road, London, S.W.11

Please send me the ICS prospectus—free and without obligation.

(state Subject or Exam.).....

NAME

ADDRESS.....

8.66

INTERNATIONAL CORRESPONDENCE SCHOOLS

BROADWAY ELECTRONICS

92 MITCHAM ROAD, TOOTING, S.W.17

Phone BALham 3984

(four minutes from Tooting Underground Station)

GARRARD 4 SPEED DECKS WITH CARTRIDGE: Auto-changers: AT60, £10.10.0; 3000, £8.8.8; 200, £7.7.0; 1000, £6.6.0; Autoslim £5.5.0; De Luxe Autoslim with plug-in head, £5.15.0. P. & P. 6/- Single Players: SP25, £10.10.0; SRP12, £5.0.0; Garrard Plinth. W.B.1, £3.12.6. P. & P. 4/6 for plinth. Motor boards 6/6 each.

CARTRIDGES: Ronette Stereo 25/-; Acos GP67, 15/-; G.C.2 Garrard 15/-; AT6 shells 5/-, P. & P. 6d. HG33/2 Stereo 20/-.

SPEAKER ENCLOSURES: "TONY" Corner Cabinet 20 x 10 x 7in., takes 10 x 6in. speaker, covered in grey Rexine and Vynair, 45/-, P. & P. 5/-, "BLAKE" Heavy Duty Cabinet with port, 24½ x 18 x 9in. Baffle 4in. thick. Covered Rexine and Vynair, £5. P. & P. 10/- Extra baffle for 8 or 10in., 3/6. "BLAKE DE LUXE" veneered with wood-grain Formica and standing on smart 6in. legs, £6.5.0. P. & P. 10/-, "HAYDON" 16½ x 15 x 7in., fabric covered, suitable 12in. speaker, 45/-, P. & P. 7/6. Crystal Mike 200C replaces BM3, 30/-, P. & P. 2/- Stand for same, 9/6. P. & P. 1/9. Guitar Pick-up with Screened Lead, 12/6. P. & P. 6d. Crystal Lapel Mike, 7/6. Neon Panel Light Arcoelectric 240v. A.C. 2/6. P. & P. 6d. Tape Spools: 3in., 9d.; 4in., 1/-; 5in., 1/3; 5½in., 1/9; 7in., 2/- each.

BARGAINS IN TRANSISTORS. AC127, AF 114, 115, 116, 117, 118, 119, OC169, 170, 171, 172, 5/6 each. OC72, 75, 82, 3/6. OC71, 81M, 3/-, BP Packs—1 OC44, 2 OC45, 3/6. AP Packs—1 OC81D, 2 OC81, 6/-, AF Pack—1 GE1118, 2 GE1119, 5/6. OC26, 28, 29, 7/6. GRP12 Light Cell, 7/6. Diodes OA81, 2/8, OA91, 1/9. P. & P. on all these 6d.

EARPIECES with cord and 3.5 mm plug, 8 ohm magnetic 3/-; 250 ohm, 4/-; 180 ohm Magnetic with clip, 6/6; Crystal, 4/-, P. & P. 6d.

SPEAKERS: ELAC Heavy duty Ceramic Magnet, 11,000 lines, 10in. round, 10 x 6, 15 or 3 ohm, 42/6. P. & P. 3/8. 8in. round 15 or 3 ohm, 38/6. P. & P. 3/6. EMI 131 x 6in. 15 or 3 ohm, 42/6. P. & P. 3/6.

Stockists for Eagle Products, Goodmans, W.B. Wharfedale, Bakers, Tripletone, Linear, all makes of amplifiers and speakers supplied. Let us quote for your requirements. S.A.E. please. NO C.O.D. Trade terms to bona fide dealers.

Any holes in your knowledge of TRANSISTORS?

Whatever your interest in transistor circuitry, you will find the Mullard "Reference Manual of Transistor Circuits" and "Transistor Radios, Circuitry and Servicing Book", valuable sources of reference.

The former describes more than sixty circuits for both domestic and industrial applications.

The latter is an introduction to the subject and describes the basic properties of semiconductors, their function, elementary circuitry and servicing.

REFERENCE
MANUAL OF
TRANSISTOR
CIRCUITS
U.K. PRICE
12/6
Post extra 1/-

TRANSISTOR
RADIOS
Circuitry and
Servicing
U.K. PRICE
5/-
Post extra, 6d.



Get your copies from your radio dealer, or send remittance with order to:


MULLARD LTD · MULLARD HOUSE · TORRINGTON PLACE · LONDON WC1

A SIMPLE, inexpensive audio amplifier that can be fitted to an experimental chassis in a few minutes is described in this article. Two easily obtainable valves are used in the amplifier, which incorporates a three-inch round loudspeaker and has an output of about two watts. This should be sufficient for an experimenter to line-up i.f. and r.f. circuits that have no audio stages. A jack socket is also provided to permit the output to be reproduced by a larger speaker or displayed on an oscilloscope.

The circuit, shown in Fig. 1, is extremely simple and functional; a high-gain EF91 being used as a preamplifier and an EL91 as a single-ended output amplifier. The output of the preamplifier is capacitively coupled by C3 to the grid of the EL91 which, with a 13 volt swing on the grid will give a $1\frac{1}{2}$ watt output.

Loading of the output stage is not critical in a circuit of this type. Optimum loading is 16,000 ohms and thus, to match the 3Ω loudspeaker, one should try to obtain an output transformer with a ratio of about 75 : 1.

A little negative feedback from the output transformer is applied to the cathode of the preamplifier



SIMPLE AUDIO AMPLIFIER

for the radio experimenter's workshop

by V. E. Holley

to prevent microphony. One should, however, be careful in wiring the feedback loop, as it is easy to reverse the polarity and put positive feedback on to the cathode of the first stage which will cause instability. Decoupling between the two stages has not been found to be necessary.

The power requirements for the amplifier are quite nominal; 15 to 20mA at a potential of 200 to 250V d.c. for the h.t. rail and 500mA at 6.3V a.c. for the heaters. Often this can be taken from the equipment with which it is working.

Construction

The main chassis and the shelf that supports the two valves is constructed out of 18 s.w.g. aluminium sheet; bending and drilling details are given in Fig. 2. Probably the most difficult hole to cut will be that for the loudspeaker. If no suitable tool is available to cut the $2\frac{3}{8}$ in. hole in the faceplate, a neat and simple alternative is to drill a large number of one-eighth holes just inside the circumference. It

★ components list

Resistors:

All 20%, $\frac{1}{2}$ W

R1 1.2M Ω

R2 220k Ω

R3 2.2k Ω

R4 33 Ω

R5 470k Ω

R6 680 Ω

R7 1k Ω

VR1 470k Ω log.

Capacitors:

C1 0.05 μ F, 350V

C2 25 μ F, 25V*

C3 0.01 μ F, 350V†

* Miniature electrolytic. † Tubular ceramic

C4 0.001 μ F, 350V†

C5 25 μ F, 25V*

Valves:

V1 EF91

V2 EL91

Valve Bases:

B7G

Miscellaneous:

Output transformer with approx. 75 : 1 turns ratio. Three inch, 3Ω loudspeaker, round. Closed circuit jack socket.

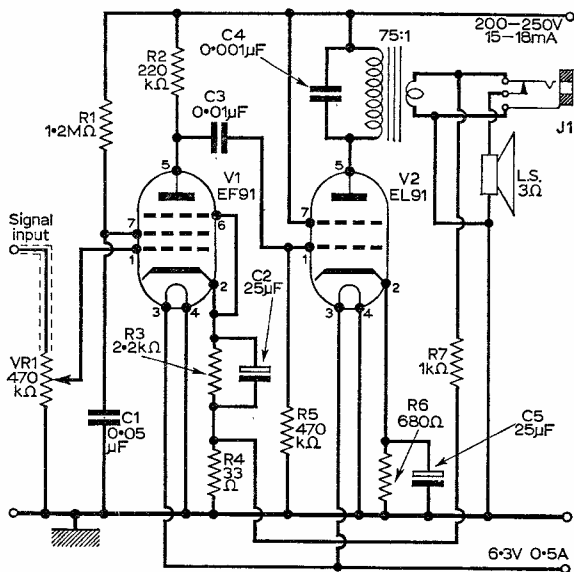


Fig. 1: Circuit of the amplifier module.

is then a simple matter to break the centre out and clean up the ragged edges with a file.

Once the metalwork has been drilled and bent, check that there is sufficient clearance for the loud-speaker before the holes necessary for securing the shelf to the main chassis are drilled. Before making

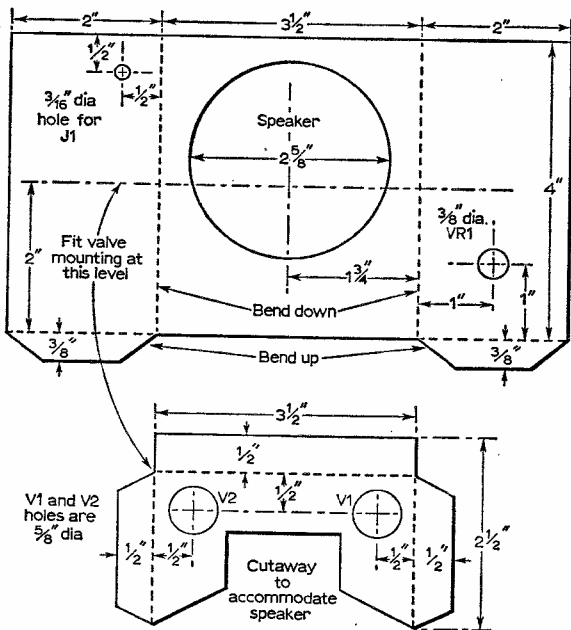


Fig. 2: Drilling and bending data for the main chassis and for the valve shelf.

a permanent fixing, it is best to wire the valve bases as it is difficult to reach these with the shelf in position.

Components and Wiring

Component layout, which is not critical, and the associated wiring information is given in Fig. 3. All the components are standard other than the output transformer which has been fitted with an additional (isolated) tag. This has been done to provide a convenient point for the heater input. The high tension

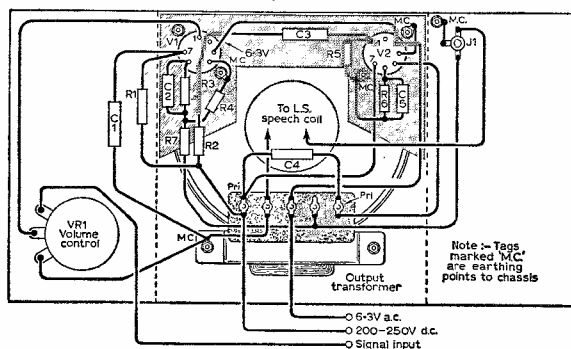


Fig. 3: Wiring diagram of the amplifier. The amplifier is shown laid face down and to simplify the diagram, the valve shelf has been up-ended, so that the under-side can be seen, and the sides of the main chassis are shown "un-bent".

input connection is also made on the output transformer tagboard; on the "hot end" of the primary winding. The only other external connection, the signal input, is made direct to the volume control. Thus, only three soldered connections are necessary when the completed amplifier is fitted to an experimental chassis.

The internal wiring is quite straightforward. Tinned copper wire, covered with sleeving, is suitable for all connections. One should, however, be careful to use tubular ceramics in the C3 and C4 positions and miniature electrolytics in the C2 and C5 positions.

Testing

When the amplifier wiring has been completed, the normal resistance checks should be made before applying power. Should there be any instability, check that the connections to the primary and secondary windings on the output transformer are the right way round.

GREAT CIRCLE CALCULATIONS

—continued from page 262

west of San Francisco. This agrees with our worked example.

Find the bearing of Sydney, Australia (34° S., 151° E.) from Luanshya (13° S., 29° E.)

Proceed as in the previous example, reversing the names of the latitudes. Then trace the Luanshya latitude ellipse (now 13° N.) to the difference of longitude, which is 122°. Join the latitude of Sydney (now 34° N.) to the intersection, and transfer this line to zero on the Latitude Scale, reading the bearing on the outer scale as 47°. The elevated (nearest) Pole is the South, thus the bearing will be S. 47° E., Sydney being Eastwards of Luanshya.

Of course, if a simple transmitting dipole, correctly oriented, were in use in the preceding example a signal of equal strength would be radiated towards Sydney on the reciprocal course—N. 47° W., or 313°. The short route to Sydney from Luanshya, about 6,400 miles, is south of Madagascar towards the Antarctic, within approximately 40 degrees of the South Pole, whereas the long route spans West Africa and the North Atlantic to Canada, curving south-westwards over the U.S.A., skirting the Hawaiian Islands to Sydney, a distance of about 15,200 nautical miles; and it will be observed that the combined distances of the two routes equal 21,600 nautical miles, the circumference of the earth, thus a great-circle.

The use of a directional beam aerial would obviate the wastage of energy radiated over the abnormally long route, although the time of day and the prevailing conditions must always be borne in mind when considering the transmission and reception of signals over very long distances.

Captain Weir

The Azimuthal Diagram, from which the Graphical Method was adapted, was originally devised by Captain Weir for the use of seamen as an aid in celestial navigation.

LEARN ELECTRONICS —AS YOU BUILD

over **40** **CIRCUITS**
EXPERIMENTS
TEST GEAR



including . . .

● CATHODE RAY OSCILLOSCOPE

- | | |
|--------------------------------|--------------------------|
| ● Valve Experiments | ● Square Wave Generator |
| ● Transistor Experiments | ● Morse Code Oscillator |
| ● Electro-magnetic Experiments | ● Simple Transmitter |
| ● Basic Amplifier | ● Electronic Switch |
| ● Basic Oscillator | ● Photo-electric Circuit |
| ● Basic Rectifier | ● Basic Computer Circuit |
| ● Signal Tracer | ● Basic Radio Receiver |
| ● Simple Counter | ● A.C. Experiments |
| ● Time Delay Circuit | ● D.C. Experiments |

The full equipment supplied comprises valves, transistors, photo-tube, modern type chassis board, printed circuit board, full range resistors, capacitors and inductors, transformers, potentiometers, switches, transistors, valves, all hardware, wiring and every detail required for all practical work plus CATHODE RAY OSCILLOSCOPE for demonstrating results of all experiments carried out. All practical work fully described in comprehensive PRACTICAL MANUALS. Tutor service and advice if needed.

This complete practical course will teach you all the basic principles of electronics by carrying out experiments and building operational apparatus. You will learn how to recognise and handle all types of modern components; their symbols and how to read a completed circuit or schematic diagram. The course then shows how all the basic electronic circuits are constructed and used, and HOW THEY ACTUALLY WORK BY USING THE OSCILLOSCOPE PROVIDED. An application is given in all the main fields of electronics, i.e. Radio; control circuits; computers and automation; photo-electrics; counters, etc., and rules and procedure for fault finding and servicing of all types of electronic equipment.

- | | | |
|--------------------------------|---------------------------|--|
| ● NO PREVIOUS KNOWLEDGE NEEDED | ● NO MATHS USED OR NEEDED | ● REASONABLE FEE—NO EXTRAS REQUIRED |
| ● SENT IN ATTRACTIVE BOX | ● COMPLETE ADVICE SERVICE | ● EVERYTHING REMAINS YOUR OWN PROPERTY |

A completely NEW up-to-date home study experimental course by

**BRITISH NATIONAL
RADIO SCHOOL —**
Britain's Leading Electronic
Training Organisation.

POST NOW FOR FREE BROCHURE

To BRITISH NATIONAL RADIO SCHOOL, READING, BERKSHIRE. Please send free Brochure, without obligation, to

NAME

ADDRESS

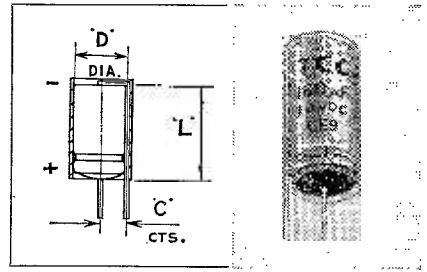
Block Capitals Please

OR WRITE IF YOU PREFER NOT TO CUT COUPON

PW 8.66



Sub-miniature Electrolytics for Transistor Circuits



T.C.C. TYPE No.	Case Size in inches			Maximum D.C. Wkg. Voltages and Cap. (μ F)					
	D	L	C	3V.	6V.	9V.	12V.	15V.	25V.
CE.2 'V' or 'H'	$\frac{1}{8}$	$\frac{1}{2}$	0.07	8	6	4	3	3	—
CE.3 "	$\frac{1}{8}$	$\frac{1}{2}$	0.1	25	20	15	10	6	4
CE.4 "	$\frac{1}{8}$	$\frac{1}{2}$	0.1	40	30	20	15	8	6
CE.5 "	$\frac{1}{4}$	$\frac{1}{2}$	0.14	50	40	25	20	10	8
CE.6 "	$\frac{1}{4}$	$\frac{1}{2}$	0.14	80	60	40	30	15	12
CE.7 "	$\frac{1}{8}$	$\frac{1}{2}$	0.18	100	75	50	40	20	15
	D	L	C	3V.	6V.	10V.	15V.	25V.	50V.
CE.8 "	$\frac{1}{4}$	$\frac{3}{4}$	0.14	100	80	60	40	25	8
CE.9 "	$\frac{3}{8}$	$\frac{3}{4}$	0.2	250	200	160	100	60	20

V=Vertical Mounting H=Horizontal Mounting

THE TELEGRAPH CONDENSER CO. LTD.

Electronics Division · NORTH ACTON · LONDON · W.3 · Tel. ACOrn 0061 · Telex: 261383

also at CHESSINGTON, SURREY and BATHGATE, SCOTLAND

PUBLICATIONS for the Radio Enthusiast

RSGB Amateur Radio Call Book, 1966 Edn.

The second printing of the latest edition of this best selling annual directory of Amateur Radio stations in the United Kingdom and the Republic of Ireland records more than 3,000 changes since the 1965 edition.

98 pages. Price 6/- (By post 6/6)

Technical Topics for the Radio Amateur

Articles from the long running feature in the RSGB Bulletin have been re-written into nine chapters comprising this new book. Semi-conductors, Components and Construction, Receivers, Transmitters, Audio and Modulation, Power Supplies, Aerials, Oscillators, Fault-finding and Accessories are all covered and illustrated with more than 230 useful circuits and diagrams.

100 pages. Price 10/- (By post 10/8)

Radio Amateur's Handbook, 1966 Edn.

The latest edition of this annual handbook published by the American Radio Relay League has been considerably improved and up-dated, particularly in the receiver and transmitter chapters. The Handbook literally covers the whole field of equipment for Amateur Radio.

704 pages. Standard binding, price 40/- (42/6)
Buckram bound, price 47/6 (50/-)

Trade enquiries invited

Further details of other RSGB Publications, and information about membership of the RSGB, including a free copy of the monthly RSGB Bulletin, may be obtained on request from the Society:

RADIO SOCIETY of GREAT BRITAIN, Dept. P.W.
28 Little Russell St., London, W.C.1. HOLborn 7373, 2444

CONDENSER BARGAINS! ELECTROLYTIC

32 μ F .. 1.5 volt	25 μ F .. 6 volt	100 μ F .. 10 volt
25 μ F .. 3 volt	30 μ F .. 6 volt	1 μ F .. 50 volt
2 μ F .. 3 volt	3 μ F .. 9 volt	5 μ F .. 50 volt
8 μ F .. 3 volt	2 μ F .. 9 volt	3 μ F .. 50 volt
20 μ F .. 3 volt	20 μ F .. 9 volt	3.2 μ F .. 84 volt
100 μ F .. 3 volt	64 μ F .. 9 volt	5 μ F .. 70 volt
200 μ F .. 3 volt	250 μ F .. 9 volt	4 μ F .. 100 volt
2 μ F .. 6 volt	10 μ F .. 10 volt	2 μ F .. 150 volt
10 μ F .. 6 volt		8 μ F .. 275 volt

All at 1/- each or 9/- per dozen.

3 μ F .. 12 volt	8 μ F .. 15 volt	4 μ F .. 25 volt
4 μ F .. 12 volt	10 μ F .. 15 volt	25 μ F .. 25 volt
6 μ F .. 12 volt	30 μ F .. 15 volt	32 μ F .. 25 volt
10 μ F .. 12 volt	50 μ F .. 15 volt	64 μ F .. 25 volt
25 μ F .. 12 volt	100 μ F .. 15 volt	150 μ F .. 25 volt
100 μ F .. 12 volt	750 μ F .. 15 volt	18 μ F .. 30 volt
200 μ F .. 12 volt	2.5 μ F .. 25 volt	6.4 μ F .. 40 volt
6 μ F .. 15 volt	3 μ F .. 25 volt	12.5 μ F .. 40 volt

All at 1/3 each or 11/3 per dozen.

5,000 μ F .. 12 volt 4/- each 500 μ F .. 25 volt 3/- each

PAPER CONDENSERS

	each	doz.	100	1000	
-001 μ F 500 volt	7d.	5/3	29/-	27/5/0	-0001 μ F .. 200 volt
-001 μ F 1000 volt	9d.	6/9	37/8	29/7/8	-001 μ F .. 200 volt
-002 μ F 500 volt	7d.	5/3	29/-	27/5/0	-002 μ F .. 200 volt
-0015 μ F 300 A.C.	9d.	6/9	37/8	29/7/8	-005 μ F .. 200 volt
-005 μ F 750 volt	7d.	5/3	29/-	27/5/0	7/8 per 100
-02 μ F 350 volt	6d.	4/8	25/-	26/5/0	23/0/0 per 1000.
-02 μ F 600 A.C.	1/3	11/3	62/8	25/12/8	
-1 μ F 350 volt	7d.	5/3	29/-	27/5/8	
-1 μ F 750 volt	9d.	6/9	37/8	29/7/8	
-25 μ F 350 volt	10d.	7/6	41/8	210/8/0	
-5 μ F 150 volt	1/-	9/-	50/-	212/10/0	
-5 μ F 350 volt	1/3	11/3	62/8	215/12/8	
-5 μ F 500 volt	1/6	13/6	75/-	218/15/0	

SILVER MICA, CERAMIC, POLYSTYRENE, Mixed types, values 10/- per 100.

RESISTORS. $\frac{1}{4}$ watt to 3 watt. Close Tolerance. Mixed values. Polythene wrapped on cards of 10. Fantastic value! Only 50/- per 1,000 plus 5/- post and packing.

Resistors for Transistor Work. Low values. $\frac{1}{4}$ watt. 5% tolerance. Long leads. Excellent quality. 50 for 10/- . Our selection only.

TRANSISTORS. Untested, unmarked. Excellent value at 12/6 for 50, 21/0 for 100. I.B.M. Computer Switching Transistors. Very small. NPN or PNP. 6 for 10/- . NKT 124/5 Switching Transistors. 6 for 10/- .

Diodes 1/- each, 9/- per dozen, 50/- per 100, 212/10/0 per 1,000.

SIGNAL INJECTOR. Transistors, components, circuit, to make, 10/- only.

REV. COUNTER. Transistors, components (excluding meter), 10/- only.

LOUDSPEAKERS. 2in., 4in. or 5in., 10/- each.

MICROPHONES. Magnetic, Lapel. 10/- each with plug and lead.

EARPIECES. Magnetic. 5/- each with plug and lead.

PICK-UP HEADS. MONO 14/- . STEREO 21/- . DIAMOND STEREO 28/9 AGOS MAKE.

G. F. MILWARD, 17 PEEL CLOSE, DRAYTON BASSETT, Nr. TAMWORTH, Staffs. Phone: Tamworth 2821. Orders Under 10/- please include 1/- post and packing.

an ellipse generator

by R. LEYLAND

THE simplest method of comparing two frequencies is by applying one to the X amplifier (or X plates) of an oscilloscope, and the other to the Y amplifier. When the two frequencies are equal, an ellipse is obtained, which at a 90° phase difference between them can be adjusted into a circle by means of the oscilloscope gain controls.

Other recognisable Lissajous figures are obtained when one frequency is at an exact multiple of the other, and it is easy to tell when one frequency is 2, 3, 4, . . . times the other frequency. Stationary patterns are also produced at intermediate frequency ratios such as 3:2, but like the higher multiples, are difficult to interpret.

An oscilloscope is thus the most likely means to be used in calibrating an a.f. oscillator in the absence of specialised instruments such as frequency bridges and frequency meters, and the standard frequency will probably be 50c/s from a low voltage mains transformer. Alternative frequency standards are not so easy to use. Examples are BBC tuning signals and television line frequency. Although it is not impossible to work downwards from a 100kc/s crystal oscillator, or even the Long Wave Light Programme, this would require special and very stable apparatus.

If only one or two standards of frequency are available in calibrating an a.f. signal generator, an auxiliary oscillator is necessary to fill in the gaps. Starting with 50c/s mains frequency, the signal generator can be calibrated upwards at 50c/s intervals. The auxiliary oscillator is then brought in and set to a multiple of 50c/s, which enables the process to be continued to higher frequencies, the frequency of the auxiliary oscillator being increased whenever the ratio is too large.

Below 50c/s, the auxiliary oscillator is equally necessary, and setting it at 10c/s one-fifth of mains frequency, allows the signal generator scale to be marked at multiples of 10c/s. It has been found




Fig. 2: Top view of the completed unit.

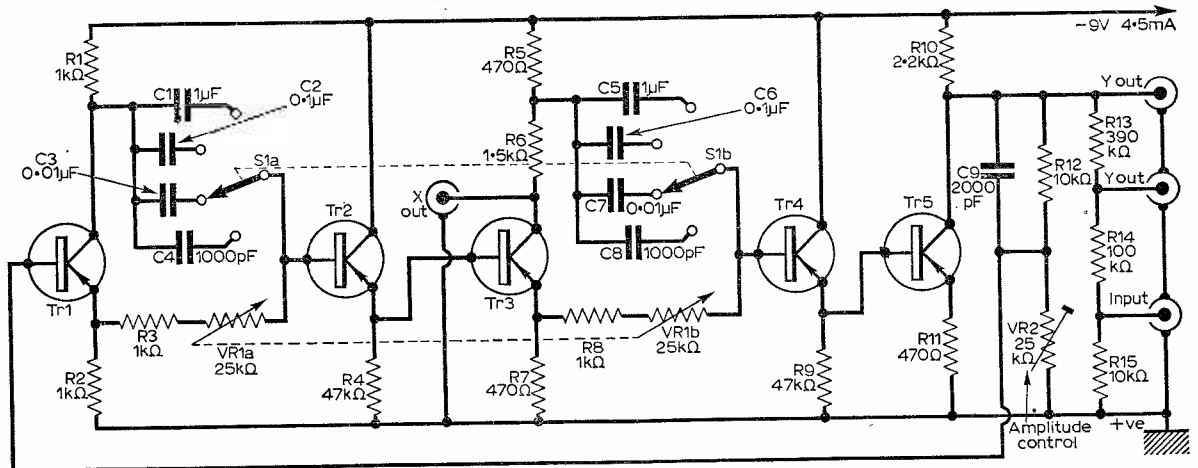


Fig. 1: Circuit of Two-phase a.f. oscillator (Ellipse Generator).

just possible to calibrate down to 5c/s, although at these low frequencies, changes in the pattern occur very slowly and the moving spot is seen, persistence of vision no longer working to produce the effect of a continuous line.

At high frequencies, the reverse is true, and the voltages are changing so rapidly that it becomes increasingly difficult to hold a stationary pattern. It was found that in the wide range a.f. oscillator, the output potentiometer had a very slight effect on the frequency, which could be utilised to produce the very slight frequency adjustment necessary. At frequencies well above the audio range, however, it may only prove possible to hold a pattern momentarily.

It would be possible to introduce a very small amount of synchronisation between the two oscillators, to assist in making the pattern stationary, but the wide range a.f. oscillator was calibrated successfully up to 75kc/s without doing this, although the

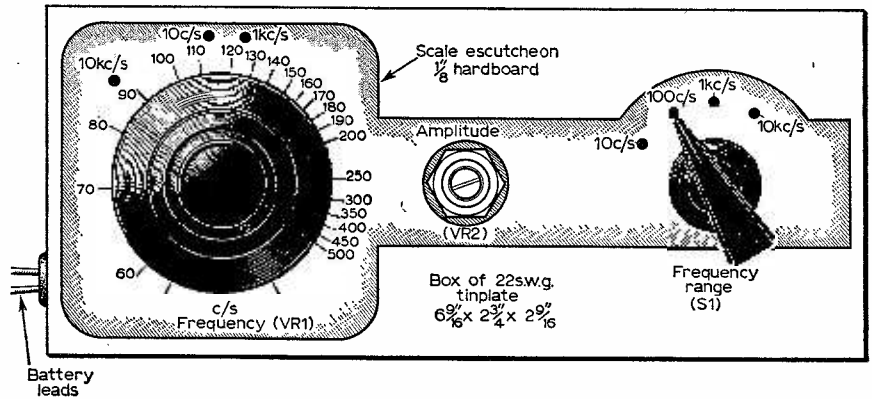


Fig. 2: Top view of the completed unit.

signal. The basic trace is then an ellipse on which the higher frequency is superimposed as a ripple. It is only necessary to count the number of peaks along the ellipse to establish the frequency ratio. Each peak denotes a cycle since the negative (i.e. inverted) peaks are not counted. If the pattern is quite stationary, since the top and bottom of the ellipse have a similar appearance, it is possible to count the peaks in pairs along the ellipse.

A number of photographs have been taken of

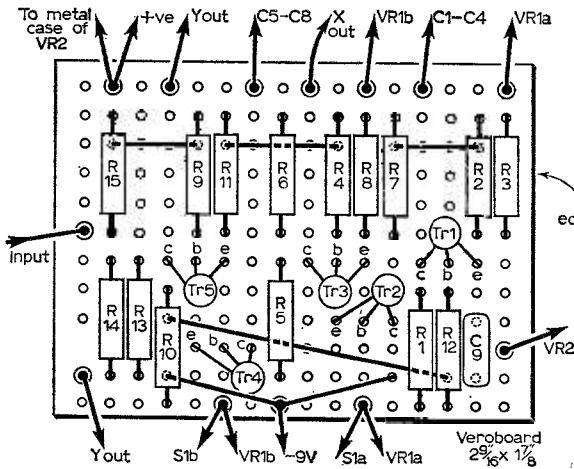


Fig. 3: Layout of components showing jumper links above panel and the external leads.

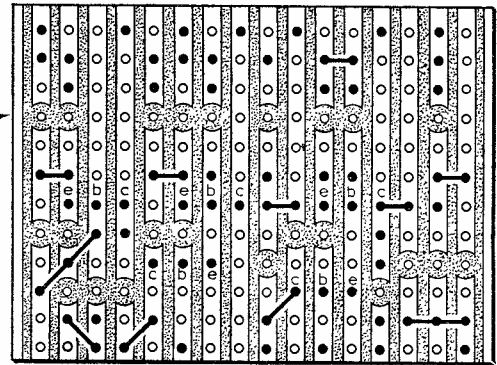


Fig. 4: Underside view showing the cross-links and breaks in the copper strips.

adjustment is very critical at the higher frequencies. The disadvantage of any degree of synchronising is that there will be some inaccuracy due to one oscillator being "pulled into step" by the oscillator at the higher frequency, and consequently shifted slightly from its true frequency.

Elliptical Trace

The main source of confusion with Lissajous figures is that the forward and return traces are superimposed on each other so that it is not always possible to distinguish which is which. A separation of the two wave traces will make the patterns much clearer and enable larger ratios of frequency to be compared. This separation can be made by applying a phase-shifted version of the X signal to the Y amplifier in addition to the higher frequency

the types of oscillogram produced by this method. When the two oscillators have the same frequency, the pattern is simply an ellipse, but its tilt and shape will be seen to alter with adjustment of the superimposed signal. When the higher frequency is an exact multiple of the ellipse frequency, the "wavy ellipse", described, is obtained. The other patterns shown (J.K.L.) are intermediate ones or produced from having the ellipse frequency higher than the other frequency. Although interesting, these patterns need not be considered for calibration purposes, since the simple wave patterns will provide all the frequency ratios needed.

To produce the ellipse, a phase-shifting circuit is required in addition to an auxiliary oscillator. This sounds rather complicated, although it can be a temporary set-up, using, for example, Veropins as

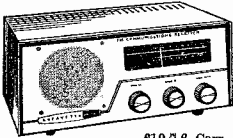



LAFAYETTE HA-63 COMMUNICATION RECEIVER

7 valves plus Rectifier. 4 Bands, 550 kc/s-31 Mc/s. 'S' Meter—BFO—ANI—Bandspread Tuning. 200/250v. A.C. Brand New 24 Gns. Carr. paid.

LAFAYETTE HA-230 AMATEUR COMMUNICATIONS RECEIVER

Supersedes model HE-30. 8 valves + rectifier. Continuous coverage on 4 bands. 550 Kc/s. 30 Mc/s. Incorporates 1 RF & 2 IF stages. Q Multiplier, B.F.O., ANI, "S" meter. Electrical bandspread. Aerial trimmer, etc. Supplied brand new and guaranteed. £33. S.A.E. for full details. Also available in semi Kit Form, 25 Gns.




£19.7.6. Carr. 10/-

LAFAYETTE HA-55A AIRCRAFT RECEIVER

103-136 Mc/s. High selectivity and sensitivity. Incorporates 2 RF stages including 6CW4 Nuvistor. 8 tubes for 11 tube performance, solid state power supply, adjustable squelch control, slide rule dial, built-in 4in. speaker and front panel phone jack. 220/240v. A.C. Supplied brand new and guaranteed. 103-176 Mc/s Ground Plane Antenna 59/6.

HAM-I COMMUNICATION RECEIVER

5 valve superhet receiver covering 550 kc/s-30 Mc/s on 4 bands. Special features include slide rule dial. Bandspread tuning. 'S' Meter. B.F.O. Built-in 4in. speaker. Operation 220/240 v. A.C. Brand New with handbook. 16 GNS. Carr. 10/-. S.A.E. for details.



MAIN LONDON AGENTS FOR CODAR EQUIPMENT

All items available as advertised.

SINCLAIR TRANSISTOR AMPLIFIERS

Z12 Amplifier 89/6; PZ3 Power Pack 79/6; X10 Amplifier Built £6.19.6. Kit £5.19.6; X10 Power Pack 54/-; X20 Amplifier Built £9.19.6. Kit £7.19.6; X20 Power Pack £4.19.6. Micro FM Radio Kit £5.19.6. Micro 6, 59/6; Micro amp 28/6; Micro Injection 87/6. Post paid.

TRANSISTORISED TWO-WAY TELEPHONE INTERCOM.

Operative over amazingly long distances. Separate call and press to talk buttons. 2-wire connection. 1000's of applications. Beautifully finished in ebony. Supplied complete with batteries and wall brackets. £6.10.0 pair. P. & P. 3/6.

MAGNAVOX 363 TAPE DECKS

New 3-speed tape deck, supersedes old Collaro studio deck. 2-track £10.10.0, 4-track £13.10.0. Carr. Paid.

P.C.R.3 RECEIVERS

Absolutely brand new. 3 wavebands. 190-550 metres and 2.2-23 Mc/s. With circuit, £8.19.6. Carr. 10/6. Also PCR1 with built in speaker. Covering LW, MW and SW 6-18 Mc/s £8.19.6. Carr. 10/6.

AMERICAN TAPE

First grade quality American tapes. Brand new. Discounts for quantities.

3in., 225ft. LP acetate	4/-
3 1/2in., 600ft. T.P. mylar	10/-
5in., 600ft. std. plastic	8/6
5in., 900ft. L.P. acetate	10/-
5in., 1,200ft. D.P. mylar	15/-
5in., 1,800ft. T.P. mylar	35/-
3 1/2in., 1,200ft. L.P. acetate	32/6
3 1/2in., 1,800ft. D.P. mylar	22/6
5 1/2in., 2,400ft. T.P. mylar	45/-
7in., 1,200ft. std. mylar	12/6
7in., 1,800ft. L.P. acetate	15/-
7in., 1,800ft. L.P. mylar	20/-
7in., 2,400ft. D.P. mylar	11/-
7in., 3,600ft. T.P. mylar	58/6

Postage 2/- Over £3 post paid.

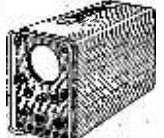
CALLERS WELCOME!

Open 9 a.m. to 6 p.m. every day Monday to Saturday. Trade supplied.

TEST EQUIPMENT

PORTABLE OSCILLOSCOPE CT.52

A compact (9in. x 8in. x 16 1/2in.) general purpose 'scope T/B 11c/s-40 kc/s. Band width 1 Mc/s. Mullard DG 7/5 32in. CRT. For operation on 200/250v. A.C. Supplied complete with metal transit case, strap, test leads, and visor hood. Brand new, £22.10.0 Carr. 10/-. Supplied complete with instructions.



OS/BB/U OSCILLOSCOPES

High quality Portable American Oscilloscope, 3in. c.r.t. T/B 3c/s-50kc/s. X Amp: 0-500 kc/s. Y Amp: 0.2 Mc/s. Power requirements 105-125v. A.C. Supplied in brand new condition. Fully tested. £25. Carr. 10/-. Suitable 220-115 v. Transformer, 15/6.



ERSKINE TYPE 13 DOUBLE BEAM OSCILLOSCOPE


Time base 2 c/s-750 kc/s. Calibrators at 100 kc/s and 1 Mc/s. Separate Y1 and Y2 amplifiers up to 5.5 Mc/s. Operation 110/230 volt A.C. Supplied in perfect working order. £27.10.0. Carriage 20/-.

TE-20 RF SIGNAL GENERATOR

Accurate wide range signal generator covering 120 kc/s-260 Mc/s on 6 bands. Directly calibrated. Variable R.F. attenuator. Operation 200/240v. A.C. Brand new with instructions. £12.10.0. P. & P. 7/6. S.A.E. for details.

LAFAYETTE NUVISTOR GRID DIP METER

Compact, true one hand operation. Frequency range 1.7 - 180 Mc/s. 230v. A.C. operation. Supplied complete with all coils and instructions. £12.10.0. Carr. 5/-.



LAFAYETTE TE-46 RESISTANCE CAPACITY ANALYSER

2 PF-2,000 MFD, 2 ohms-200 Megohms. Also checks impedance, turns ratio insulation 200-250 v. A.C. Brand New £15. Carr. 7/6.

TE22 SINE SQUARE WAVE AUDIO GENERATORS

Sine: 20 cps to 200 kc/s, on 4 bands. Square: 20 cps to 30 kc/s. Output Impedance 5,900 ohms. 200/250v. A.C. operation. Supplied Brand New and Guaranteed with instruction manual and leads. £15. Carr. 7/6.



NOMBREX EQUIPMENT

Transistorised Audio Generator 10-100,000 c/s. Sine or square wave. £16.15.0. Transistorised Signal Generator 150 kc/s. 350 Mc/s. £10.0.0. Transistorised resistance capacity bridge 10-100 Meg. 1pF-100pF. £9.0.0. Transistorised Induction bridge, 1µN-100H. £18. Mains operated Transistor power supply unit, output 1-15v. up to 100mA. £6.10.0. All above post paid with battery.

CLEAR PLASTIC PANEL METERS

First grade quality. Moving Coil panel meters, available ex-stock. S.A.E. for illustrated leaflet. Discounts for quantity. Available as follows: Type MR, 38P, 1 21/32in. square fronts.

100-0-100µA	27/6	200mA	22/6	100V D.C.	22/6
500-0-500µA	22/6	300mA	22/6	150V D.C.	22/6
1-0-1mA	22/6	500mA	22/6	300V D.C.	22/6
1mA	22/6	750mA	22/6	500V D.C.	22/6
2mA	22/6	1A D.C.	22/6	750V D.C.	22/6
5mA	22/6	2A D.C.	22/6	15V A.C.	22/6
10mA	22/6	5A D.C.	22/6	50V A.C.	22/6
20mA	22/6	3V D.C.	22/6	150V A.C.	22/6
50mA	22/6	10V D.C.	22/6	300V A.C.	22/6
100mA	22/6	20V D.C.	22/6	500V A.C.	22/6
500µA	25/-	150mA	22/6	50V D.C.	22/6
6-0-50µA	25/6			'S' Meter 1mA	22/6

POST EXTRA. Larger sizes available—send for list.

LAFAYETTE 2-WAY RADIOS

Super quality. Brand new and guaranteed. 3 transistor £7.10.0 pr. 6 transistor £17.10.0 pr. 10 transistor with range boost £22.10.0 pr. Post extra. All components may be purchased separately if desired. Overseas post 10/.

FIRST FOR QUALITY, PERFORMANCE & PRICE. These cannot be operated in U.K.

VOLTAGE STABILIZER TRANSFORMERS

Input 90-120v. and 160-240v. Constant output 110v. or 240v. 250 watts. Brand New. £10.10.0. Carr. 7/6.

VARIABLE VOLTAGE TRANSFORMERS

Brand New — fully Shrouded. Input 230v. 50/60 c/s. Output 0-260 Volts.

1 Amp	£4.10.0
2.5 Amp	£5.17.6
5 Amp	£9.0.0
8 Amp	£13.10.0
10 Amp	£17.0.0
12 Amp	£19.10.0
20 Amp	£32.10.0

2.5 Amp Portable—Metal Case with Meter, Fuses, etc. £9.17.6.

SILICON RECTIFIERS

200v. PIV, 300mA	2/6
400v. PIV, 3 amp	7/6
1,000v. PIV, 650mA	6/6
800v. PIV, 500mA	5/6
800v. PIV, 5 amp	7/6
400v. PIV, 500mA	3/6
70v. PIV, 1 amp	1/-
150v. PIV, 165mA	1/-

Discounts for quantities. Post extra.

TE-51 NEW 20,000Ω/VOLT MULTIMETER

0 / 6 / 60 / 120 / 1,200v. A.C. 0 / 3 / 30 / 60 / 300 / 600/3,000v. D.C. 0 / 60µA / 12 / 300 mA. D.C. 0 / 60K / 6 Meg. Ω 85/- P. & P. 2/6.



MODEL PV-58 VALVE VOLTMETER

11 meg. input. 7 D.C. volt ranges. 1.5-1,500 v. 1,500 v. 7 A.C. volt ranges. 1.5-1,500 v. 4,000 Peak to Peak. Resistance 2 ohm. 1,000 megohm. Decibels — 10db to +65db. Supplied brand new with instructions, leads and probe. £12.10.0. P. & P. 3/6.



TS-76 20,000 O.P.V. PUSH BUTTON MULTI-TESTER

Simple operation. D.C. volts up to 1,000 v. A.C. volts up to 1,000 v. Resistance up to 10 megohm. Current up to 250 mA. Decibels — 20 to +36 db. £5.5.0. P. & P. 2/-.



MODEL 500. 30,000

opt. 0/51/2.5/10/25 / 100 / 350 / 500 / 1,000 v. D.C. 0 / 2.5 / 10 / 25 / 100 / 250 / 500 / 1,000v. A.C. 0 / 50µA / 5 / 50 / 500mA. 12 amp D.C. 0 / 60K / 6 Meg. / 60 Meg. Ω. £27.18. Post paid.



GW SMITH & CO (RADIO) LIMITED

Phone: GERRARD 8204/9155
Cables: SMITHEX LESQUARE
3-34 LITTLE STREET, LONDON, W.C.2

KEDOCO TRANSISTORISED MODULES BRING TOP QUALITY TO HOME CONSTRUCTION HI-FI TAPE EQUIPMENT - AT INCREDIBLY LOW COST!

KEDOCO STAR FEATURES ■ Kedoco quality control ensures high product performance—always. ■ Transistorised modules ready-assembled for simple, speedy wiring into circuit. ■ Units operate from 12 volts—ideal for out-and-about recording. ■ Miniaturization of modules permits compact packaging. ■ Complete flexibility in design from seven basic units. ■ Money-back guarantee on all products.

PRE-AMPLIFIERS

TAPE PRE-AMP SSTR/7. Compensates for the higher frequency attenuation present on all tape recordings to give a flat response output up to 15 kc/s. Makes a complete hi-fi tape amplifier if used in conjunction with a Miniclassic. All silicon transistor; zero hum; high gain and equalised at $7\frac{1}{2}$ " per sec. to give flat response output. Simple mod. described in accompanying instructions allows equalisation at all speeds. Suitable for all medium impedance heads, Collaro, B.S.R., etc. **Assembled 29/6.**

MINICLASSIC PRE-AMP SSPA/50. Tone controlled high gain pre-amplifier designed specially for application with the SS3/9. All silicon transistor; zero hum; requires 12 volt + H.T. High fidelity complete with tone and volume controls. Separate inputs for crystal ceramic cartridge and radio enable Miniclassic to be used with ceramic cartridge or magnetic pickup. **Assembled 42/-.**

MINICLASSIC SS3/10. High fidelity 4 watt main amplifier; ideal for use with SSTR/7 and makes complete tape amplifier, 16 c/s to 30 kc/s. Requires 12 volt + HT and will operate directly from crystal pickup. 6 transistors and two diodes all mounted on precision printed circuit board. Max. music power 4 watts into 3 ohm speaker. **Assembled 69/-.**

MINICLASSIC SS3/9. Similar to SS3/10 but requires 18 volts and gives greater power. 6 watts peak. **Assembled 69/-.**

MICROPHONES

CRYSTAL MICROPHONE. Complete with detachable desk stand; smooth slim round design with satin chrome finish. supplied with locking on/off switch, 7 ft. cable. Response 60 to 10,000 cps. **£1.18.0.**

OMNI-DIRECTIONAL DYNAMIC MICROPHONE. A beautifully finished professional microphone. Response 30 to 13,000 cps. Supplied with desk stand and cable **£4.5.0.**

LAPEL DYNAMIC MICROPHONE. 1" diameter. Very sensitive and supplied with long lead and plug. **12/6.**

LEVEL METER. Miniature moving coil meter specially produced for level indication in tape recording. **£1.4.9.**

RECORD AMPLIFIER SSH9/3. Fully transistorised. High voltage HT rail derived from oscillator. Provides substantially constant current record signal. 1 volt input sensitivity. Power consumption 1mA at 12 volts and 1mA at 75 volts. Latter derived from erase oscillator SS013. **Assembled 45/-.**

RECORD LEVEL PRE-AMPLIFIER AND MICROPHONE AMPLIFIER SR8. **29/6.**

TAPE OSCILLATOR SS013 Complete unit incorporating push pull transistor oscillator giving adequate erase power and recording bias. Ferrite pot core push-pull oscillator, frequency 50-60 kc. All silicon transistor. Provides high voltage (75v.) D.C. Rail for operating record amplifier. High efficiency unit requiring 12v. D.C. at 250mA. The only unit on the market at such an economical price. **Complete 69/-.**

POWER SUPPLIES. 12 volt, 1 amp and Zener stabilised 69/-, 30 volt, 3 amp designed to power Kedoco hi-fi 20 watt power amplifiers. **69/-.**

KEDOCO ELECTRONICS also manufacture a range of 20 watt hi-fi amplifiers. SS20/7, £9.19.6. SS20/8 de luxe, 11 gns. SS20/9 table model, 19 gns. F.M. Tuner S55F 11 Gns. A.M. Tuner Type S54AM **£4.9.6.**

TV/FM Booster battery operated, bands I and 2, 32/3. De luxe mains model, band III, 45/-. Transistors, zeners, resistors and capacitors. See *Practical Electronics* for details of some of these other top-quality Kedoco transistorised products or send large 6d. stamped envelope for brochure.

All KEDOCO products are fully guaranteed. Should you not be completely satisfied we will immediately refund your money if purchases are returned within seven days of receipt.

KEDOCO ELECTRONICS

Subsidiary of Adams-Norken Limited

Dept. PW, 76 Victoria Road, Swindon.

NEW SHOWROOMS AND MAIL ORDER DEPARTMENT

Personal callers welcome. Open 9 a.m.—6.30 p.m. weekdays. Wednesday early closing

FREE TO AMBITIOUS ENGINEERS

—THE LATEST EDITION OF ENGINEERING OPPORTUNITIES

Have you sent for your copy?

ENGINEERING OPPORTUNITIES is a highly informative 156-page guide to the best paid engineering posts. It tells you how you can quickly prepare at home for a recognised engineering qualification and outlines a wonderful range of modern Home Study Courses in all branches of Engineering. This unique book also gives full details of the Practical Radio and Electronic Courses, administered by our Specialist Electronics Training Division—the *B.I.E.T. School of Electronics*, explains the benefits of our Employment Dept. and shows you how to qualify for five years promotion in one year.

SATISFACTION OR REFUND OF FEE

Whatever your age or experience, you cannot afford to miss reading this famous book. If you are earning less than £30 a week, send for your copy of "ENGINEERING OPPORTUNITIES" today—**FREE**

BRITISH INSTITUTE OF ENGINEERING TECHNOLOGY

(Dept. 344B), 29 Wrights Lane, London, W.8

WHICH IS YOUR PET SUBJECT?

Mechanical Eng.,
Electrical Eng.,
Civil Engineering,
Radio Engineering,
Automobile Eng.,
Aeronautical Eng.,
Production Eng.,
Building, Plastics,
Draughtsmanship,
Television, etc.

GET SOME LETTERS AFTER YOUR NAME

A.M.I.Mech.E.
A.M.I.G.E.
A.M.I.Prod.E.
A.M.I.M.I.
A.I.O.B.
B.Sc.
A.M.I.E.R.E.
City & Guilds
Gen. Cert. of Education
Etc., etc.

PRACTICAL EQUIPMENT

Basic Practical and Theoretic Courses for beginners in Radio, T.V., Electronics, etc., A.M.I.E.R.E., City & Guilds Radio Amateur's Exam R.T.E.B. Certificate P.M.G. Certificate Practical Radio Radio & Television Servicing Practical Electronics Electronics Engineering Automation

INCLUDING TOOLS!

The specialist Electronics Division of B.I.E.T. NOW offers you a real laboratory training at home with practical equipment. Ask for details.

B.I.E.T. SCHOOL OF ELECTRONICS

POST COUPON NOW!

Please send me your FREE 156-page "ENGINEERING OPPORTUNITIES" (Write if you prefer not to cut page)

NAME

ADDRESS


SUBJECT OR EXAM THAT INTERESTS ME..... 344B



junction points, well-spaced out on a panel of plain Veroboard. The auxiliary oscillator must be sufficiently stable in performance, but it need not be calibrated, and automatic amplitude control is dispensed with, although this necessitates readjustment of an extra potentiometer every time the frequency of the auxiliary oscillator is changed. A simple form of auxiliary oscillator may be preferable, but a two-phase oscillator can be constructed which produces an ellipse without any additional phase-shifting circuit.

to adjust them separately. Separate adjustment would enable a perfect circle to be obtained, if necessary, by compensating with one network for minor phase-shifts in the transistors. Only an ellipse is required, however, for frequency comparison, so the phase shift in the networks need not be precisely 90° .

Direct coupling throughout the oscillator circuit makes electrolytic capacitors unnecessary and enables oscillation to be obtained down to a very low frequency. Apart from the relatively bulky



Ideally of course the unit should be completely independent of any influences or variables which might affect its ultimate performance. Unfortunately the frequency of the two-phase oscillator is not as completely independent of the transistor characteristics as could be desired for precision, and it could probably be improved in this respect, but it does enable consistent frequency checks to be made, starting from 50c/s as the standard frequency, and enables a useful calibration to be made on another oscillator.

Circuit Description

The circuit diagram, Fig. 1, shows that the oscillator contains two phase-shifting networks separated by transistor stages, an arrangement more common in thermionic circuits. Each network produces a 90° phase shift. At the frequency of oscillation, the overall phase shift around the loop is effectively zero, consisting of the two 90° phase shifts cancelled by the phase inversion of Tr5. The networks are supplied from phase-splitter stages Tr1 and Tr3. The two outputs from each phase-splitter resemble those of a centre tapped transformer winding, the zero volts line being equivalent to the centre-tap. This arrangement enables 90° phase shifts to be produced from networks which normally would yield only phase shifts of 45° .

Loading on the networks is avoided by the insertion of the high input impedance stages Tr2 and Tr4. The oscillator thus consists largely of emitter-follower stages, with Tr5 as the amplifying stage. Tr3 also provides some amplification of the output for the X axis, but functions only as a phase-splitter in the oscillator loop. Variable resistances, VR1a and b are ganged together, as it is awkward

Typical oscillograms obtained with the two-phase oscillator when another frequency is superimposed on the elliptical trace. Readers may note these oscillograms have been redrawn from the photographs illustrating the wide range oscillator described last month.

components of the phase-shifting networks, the rest of the oscillator is extremely compact and was constructed on a small piece of Veroboard (Figs. 3 and 4): actually, part of 2.5in. x 3.75in. panel sawn in half. Veropins are used as anchoring points for the external leads. This miniaturisation is not essential, however, as the ellipse generator is only a temporary aid to calibration, and it can be connected up more quickly if well spaced out, by simply following the layout of the circuit diagram.

The potential divider formed by R12 and VR2 is necessary to reduce the direct voltage to the base of Tr1. Prefixing Tr1 by another emitter-follower would improve the performance, but the number of transistors would be increased to six. The inclusion of C9 extends the frequency coverage, but the waveform deteriorates above the a.f. range, even when r.f. transistors are used.

Adjustment of VR2

The pre-set amplitude control VR2, is used to adjust the loop gain in the absence of a thermistor. With too low a setting, oscillation does not occur, while with too high a setting, the ellipse that appears on the oscilloscope screen will be flattened at one end. Suitable adjustment produces a good ellipse, but readjustment is needed as the frequency is changed.

A two-phase oscillator has the special advantage

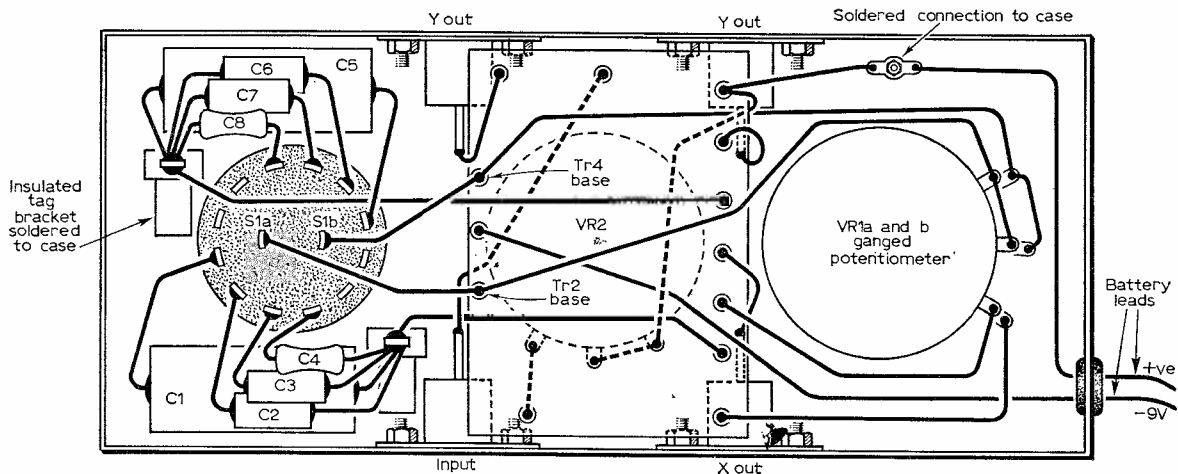


Fig. 5: Interior of the unit. The components are omitted from the components panel in order to show the underneath wiring (dotted).

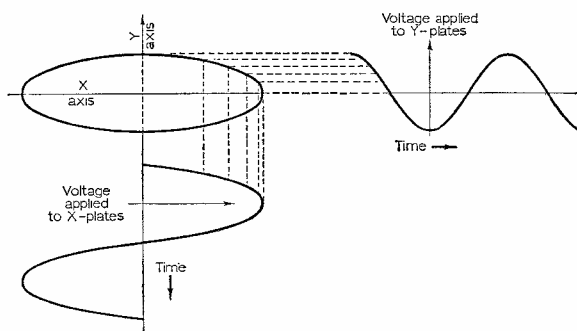


Fig. 6: Elliptical trace produced on oscilloscope screen by applying part of the X-signal, shifted by 90° in phase, to the Y-plates. (Expanding the Y-deflection will produce a circle). At phase differences other than 90° the ellipse is tilted and cannot be adjusted into a perfect circle.

★ components list

Resistors:

R5, R7, R11	470Ω
R1, R2, R3, R8	1kΩ
R6	1.5kΩ
R10	2.2kΩ
R12, R15	10kΩ
R4, R9	47kΩ
R14	100kΩ
R13	390kΩ

Capacitors:

C4, C8	1000pF
C9	2000pF
C3, C7	0.01μF
C2, C6	0.1μF
C1, C5	1μF

C4, C8, C9, tubular ceramic, others Mullard polyester. All resistors are Radiospares Miniature ½W.

Transistors:

Tr1	OC45	Tr2	OC45
Tr3	OC45	Tr4	OC45
Tr5	OC45		

Potentiometers:

VR1a and b	25kΩ ganged potentiometers w.w.
VR2	25kΩ potentiometer, w.w.

Miscellaneous:

Miniature wavechange switch, 2-pole, 6-way. Four flush-mounting coaxial sockets. Belling Lee L734/5.

that it readily produces an ellipse or circle on the screen of an oscilloscope at any audio frequency. The outputs from the collectors of Tr3 and Tr5 are of similar magnitude and can be used to produce a circle. A reduced Y output is available from the junction of R13 and R14 for the ellipse, whose height and width will depend also upon how far the gain controls of the oscilloscope amplifiers are increased. The higher frequency to be compared is applied to the socket marked "Input" from which it is superimposed on the Y output via R14. The resistances R13 and R14 may be high in value, taking advantage of the high input impedance of the oscilloscope Y amplifier, and this avoids any interaction between the oscillators, which might produce synchronising.

Construction

After some temporary set-ups, the oscillator was assembled in a box made from 22 s.w.g. tinplate by soldering. This is in an upper and a lower portion which fit together and there are two coaxial sockets on each side with a small label under each to indicate its function. As an auxiliary oscillator, the ellipse generator does not require calibration, and its frequency scale is too much influenced by adjustment of the amplitude control to be more than an approximate guide.

The interior of the oscillator, Fig. 5, is traversed by sleeved leads from the Veroboard components panel in the centre. This is supported in the wiring by using wires of a stouter gauge from the four coaxial sockets. If VR2 is a metal-cased potentiometer, insulation will be required under the components panel unless there is sufficient clearance to make this unnecessary. The two sets of network capacitors are mounted around the miniature wavechange switch, the common junctions being to insulated tags whose brackets are soldered to the case.

The battery leads pass through a ¼in. grommet at one end of the case and as the 9 volt battery is external, it can easily be disconnected, so an on-off switch is unnecessary. ■

This unit is eminently suited for use with the Wide Range Audio Oscillator described in last month's issue.

—(Ed)

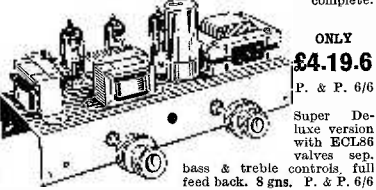
HIGH GAIN 4 TRANSISTOR PRINTED CIRCUIT AMPLIFIER KIT Type TAI

- Peak out-put in excess of 1 1/2 watts.
- All standard British components.
- Built on printed circuit panel, size 6 x 3in.
- Generous size Driver and Output Transformers.
- Output transformer tapped for 3 ohm and 15 ohm speakers.
- Transistors (GET 114 or 81 Mullard OC81D and matched pair of OC81 o/p).
- 9 volt operation.
- Everything supplied, wire, battery clips, solder, etc.
- Comprehensive easy to follow instructions and circuit diagram 1/6 (Free with Kit). All parts sold separately.

SPECIAL PRICE 45/-. P. & P. 3/-.
Also ready built and tested. **52/6.** P. & P. 3/-.
A pair of TAIs are ideal for stereo.

STEREO AMPLIFIER

Incorporating 2 ECL82s and 1 EZ80, heavy duty, double wound mains transformer. Output 4 watts per channel. Full tone and volume controls. Absolutely complete.




ONLY £4.19.6
P. & P. 6/6

Super Deluxe version with ECL86 valves sep. bass & treble controls, full feedback. 8 gns. P. & P. 6/6

HARVERSON'S F.M. TUNER

Few only now left.
Mark I £5.19.6. P. & P. 8/6.
Mark II with output stage. £7.7.0. P. & P. 8/6.
See July issue for details.



SPECIAL PURCHASE! TURRET TUNERS
By famous maker. Brand new and unused. Complete with POC84 and PCF50 valves 34-38 Mc/s IF. Biscuits for Channel 1 to 5 and 8 and 9. Circuit diagram supplied. **ONLY 25/- each.** P. & P. 8/6.

GÖRLER F.M. TUNER HEAD
88-100 Mc/s 10.7 Mc/s L.F., 15/-, plus 2/- P. & P. (ECC85 valve, 8/6 extra).

6 TRANSISTOR AND DIODE SUPERHET

A first-class 2 waveband transistor superhet. ● Printed circuit panel (size 8 1/2 x 2 1/2in.). ● 3 pre-aligned IF transformers. ● High-gain Ferrite Rod Aerial. ● All First-grade transistors. ● Car aerial winding. ● Push-pull output. ● All parts supplied with simple instructions All parts sold separately. Set of parts if purchased at one time **ONLY £4.5.0.** P. & P. 2/6 (Circuit diagram 2/- Free with set of parts).

35 OHM SPEAKERS

Suitable for use with above. 2in. Goodmans Ideal replacement for most pocket portables, 8/6; 3 1/2in. 12/6; 7 x 4in., 21/-; P. & P. 2/- per speaker.

PORTABLE CABINET

Size approx. 9 1/2 x 6 1/2 x 3 1/2in. Suitable for above using, 3 1/2in. speaker, 25/-, P. & P. 2/6.

COIL AND TRANSFORMER SET FOR TRANSISTOR SUPERHET

3 IF transformers one oscillator coil one driver transformer and wound Ferrite aerial (med. long and car aerial coupling), 32/6 complete post 2/-. 6 transistor printed circuit board to match 8/6. Post 1/-. Circuit diagram 1/6 extra.

MINIATURE PRECISION AIR-SPACED TWO GANG TUNING CONDENSER. 176 - 176 p.F. size 1 1/2" w x 7/8" d x 1 1/2" h with vanes open. Built in trimmers 5/-, P. & P. 1/-.

BRAND NEW TRANSISTOR BARGAINS
GET 15 (Matched pair) 15/-; V15/10p, 10/-; OCT1 5/-; OCT5 6/-; AF117 7/6.
Set of Mullard 6 transistors OC44, 2-OC45 OC81D matched pair OC81 25/-, ORP12 Cadmium Sulphide Cell 10/6.

EDISWAN MAZDA

PXA101 6/6; XA103 6/6.
R.F.L. Pack: 1-PXA102 Mixer; 2-PXA101 I.F. Amp. (Equiv. OC44 and OC45) 10/6
R.F. 2 Pack: 2-PXA101 I.F. 1-PXA102 Osc. 10/6
PXA102 Mixer 2-PXA101 I.F. 1-PXA102 Osc. 12/6
L.E.6 Pack: Consisting of PXB113 Driver Matched pair. PX171 mounted complete with heat sinks (Equiv. OC81D and OC81) 12/6
ALL TRANSISTORS POST FREE.

Open all day Saturday
Early closing Wed. 1 p.m.
A few minutes from South Wimbledon Tube Station.

QUALITY RECORD PLAYER AMPLIFIER

A top-quality record player amplifier. This amplifier (which is used in a 29 gn. record player) employs heavy duty double wound mains transformer, ECC83, EL84, EZ80 valves. Separate Bass, Treble and Volume controls Complete with output transformer matched for 3 ohm speaker. Size 7in. w. x 2 1/2in. d. x 3 1/2in. h. Ready built and tested. **PRICE 69/6.** P. & P. 4/9.
ALSO AVAILABLE mounted on board with output transformer and 6in. speaker ready to fit into cabinet below. **PRICE 89/6.** P. & P. 5/9.

QUALITY PORTABLE R/P CABINET

Unsent motor board. Will take above amplifier and B.S.E. or GARRARD Autochanger or Single Record Player Unit. Size 18 1/2 x 14 x 8 1/2in.
Price 23.9.6. Carr. 7/6.

4-SPEED PLAYER UNIT BARGAINS

All brand new in maker's original packing.

SINGLE PLAYERS
B.S.E. TU12 £3.9.6. Carr. 5/6.
GARRARD SP25 De Luxe £12.10.0. Carr. 5/6.
B.S.E. GU7 with unit mounted pickup arm. £4.18.8. Carr. 5/6.

AUTO CHANGERS

Latest B.S.E. UA25 Super slim £6. 2/6
GARRARD Autoslim £5.10.0
GARRARD AT6 £9.10.0. Carr. 6/6 on each.
All the above units are complete with t/o mono head and sapphire styl or can be supplied with compatible stereo head for 12/6 extra.

BRAND NEW CARTRIDGE BARGAINS!

RONETTE STEREO 105 CARTRIDGE. Stereo L.P./78 complete with two sapphires. Original list price 67/9. Our price 24/-, P. & P. 1/-.
ACOS GP67-1. Mono complete. List price 21/-. Our price 13/6. P. & P. 1/-.

BRAND NEW 3 OHM LOUSPEAKERS

5in., 12/6; 6 1/2in., 15/-; 8in., 21/-; 10in., 25/-; 12 in. 27/6; (12in. 15 ohm. 30/-). 6in. x 6in., 26/-.
E.M.I. L31 x 8in. with high flux ceramic magnet, 42/- (15 ohm, 45/-). P. & P. 3/6 2/6, 6 1/2" x 8" 2/6, 10" x 12" 3/6 per speaker.

E.M.I. PLASTIC CONED TWEETERS. 2 1/2" 3 ohm. Limited number 12/6 each. P. & P. 1/6.

BRAND NEW HEAVY DUTY 12in. SPEAKERS

Response 45 cps-13 Kc/s. 1 1/2in. voice coil. Available in 3 or 15 ohms. Guaranteed full 15 watts British rating. Heavy cast aluminium frame. These are current production by world famous maker and as they are offered well below list price we are not permitted to disclose the name. LIMITED NUMBER ONLY. UNREPEATABLE at 59/6. P. & P. 5/-. Also 25 watt Guitar Model available at 55.5.0. And 35 watt Guitar Model 28.5.0.

VYNARD AND REXINE SPEAKER AND CABINET FABRICS.

Approx. 5 1/2in. wide. Usually 35/- yard. OUR PRICE 13/6 per yard length. P. & P. 2/6 (min. one yd.) S.A.E. for samples.

MAINS TRANSFORMER FOR transistor power supplies.

Tapped pri 200-250v. Sec. 40-0-40 at 1 amp (with electrostatic screen) and 6.3v at 1/2 amp for dial lamps etc. Drop thro mounting. Stack size 1 1/2" x 3 1/2" x 3 1/2" 27/6. P. & P. 4/6.

SMOOTHING CONDENSER. 2800 mfd. 25v. 1 1/2" dia x 3" high 3/-, P. & P. 1/-.

MATCHED PAIR OF 2 1/2 WATT TRANSISTOR DRIVER AND OUTPUT TRANSFORMERS. Stack size 1 1/2" x 1 1/2" x 1 1/2". Output trans. tapped for 3 ohm and 15 ohm output. 10/- pair plus 2/- P. & P.

7-10 watt OUTPUT TRANSFORMERS to match pair of ECL 86's in push-pull to 3 ohm output. **ONLY 11/-.** P. & P. 2/6.

7-10 watt ULTRA LINEAR OUTPUT TRANSFORMERS to match pair of ECL 82's in push-pull to 3 ohm output. **ONLY 15/-.** P. & P. 2/6.

WELL-KNOWN MAKERS SURPLUS!

ONE TRANSISTOR PRE-AMP.

Suitable for use with Medium or High Impedance mikes, guitars, gram pickups, tape decks etc. For operation from 200/300 volt H.T. rail or 9 volt battery. Gain approx 4:1. Fully isolated input by Mu-Metal screened transformer. Size 4 1/2" x 1 1/2". Ready built complete with full circuit diagram and instructions. **ONLY 15/-.** Post free.

HEAVY DUTY NON-INDUCTIVE D/P MICRO SWITCH.

Conservatively rated 10 amps at 250v. Standard one-hole fixing. Body size 1 1/2 x 1/2 x 1in. deep inc. terminals 3/- each. P. & P. 1/- (6 or more post free).


NEON A.C. MAINS INDICATOR.

For panel mounting, out size 1 1/2 x 1 1/2 x 3/8in. deep inc. terminal. White case with lens giving brighter light. For mains 200/250v. 2/6 each P. & P. 6d. (6 or more post free).

ACOS CRYSTAL MIKES. High imp. For desk or hand use. High sensitivity, 18/6, P. & P. 1/6.

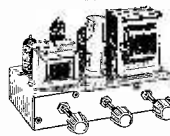
TEL CRYSTAL STIOM MIKE. Listed at 45/-. Our price 18/6. P. & P. 1/6.

ANOTHER HARVERSON SCOOP! FM/AM TUNER HEAD



Beautifully designed and precision engineered by Dorrner and Wadsworth Ltd. Supplied ready fitted with 0.001 microfarad condenser for AM connection. Prealigned FM section covers 86-102 Mc/s. L.F. output 10.7 Mc/s. Complete with ECC85 (6L12) valve and full circuit diagram of tuner head. Another special bulk purchase enables us to offer these at 27/6 each. P. & P. 1/- Order quickly! Limited number also available with precision geared 3:1 reduction drive, 30/-, P. & P. 3/-.

3-VALVE AUDIO AMPLIFIER MODEL HA34

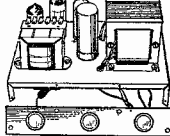


Designed for Hi-Fi reproduction of records. A.C. Mains operation. Ready built on plated heavy gauge metal chassis, size 7 1/2in. w. x 4in. d. x 4 1/2in. h. Incorporates ECC83, EL84, EZ80 valves. Heavy duty, double wound 25 watts transformer and output transformer matched for 3 ohm speaker, separate Bass, Treble and volume controls. Negative feedback line. Output 4 1/2 watts. Front panel can be detached and leads extended for remote mounting of controls.

The HA34 has been specially designed for us and our quantity order enables us to offer them complete with knobs, valves, etc., wired **£4.5.0** and tested for only P. & P. 6/-.

HSL 'FOUR' AMPLIFIER KIT

A.C. Mains 200/250v., 4 watt, using ECC83, EL84, EZ80 valves.



- Heavy mains double-wound transformer with electrostatic screen.
- Separate Bass, Treble and Volume controls, giving fully variable boost and cut with minimum insertion loss.
- Heavy negative feedback loop over 25 watts ensures high output at excellent quality with very low distortion factor.
- Suitable for use with guitar, microphone or record player.
- Provision for remote mounting of controls or direct on chassis.
- Chassis size only 7 1/2in. w. x 4in. deep. Overall height 4 1/2in.
- All components and valves are brand new.
- Very clear and concise instructions enable even the inexperienced amateur to construct with 100% success.
- Supplied complete with valves, output transformer (3 ohms only), screened lead, wire, nuts, bolts, solder, etc. (No extras to buy).
- PRICE 79/6. P. & P. 6/-.
- Comprehensive circuit diagram. practical layout and parts list 2/6 (free with kit).

This kit almost similar in appearance to HA34 employs entirely different and advanced circuitry.

10/14 WATT HI-FI AMPLIFIER KIT



A Stylishly finished monaural amplifier with an output of 14 watts from 2 EL84s in push-pull. Super reproduction of both music and speech, with negligible hum. Separate inputs for mike and gram allow records and announcements to follow each other. Fully shrouded section wound output transformer to match 3-15Ω speaker and 2 independent volume controls, and separate bass and treble controls are provided giving good lift and cut. Valve line-up 2 EL84s, ECC83, EL86, and EZ80 rectifier. Simple instruction booklet 1/6. (Free with parts.) All parts sold separately. **ONLY 27.9.6.** P. & P. 3/6. Also available ready built and tested complete with std. input sockets, 49.5.0, P. & P. 8/6. Carrying case for above 28/6. P. & P. 7/6.

B.S.E. MONARDECK (Single speed) 3 1/2in. per sec. simple control, uses 5 1/2in. spools, 56.15.0 plus 7/6 carr. inc. ins. (Tapes extra).

LATEST COLLARO MAGNAVOX 363 TAPE DECK DELUXE. Three speeds, 2 track, takes up to 7in. spools. 10 gns. Plus 7/6 Carr. & ins. on each (Tapes extra).

TWIN TELESCOPIIC AERIAL. Comprising two 3-section heavily chromed rods. Closed 12in. each extending to 32in. Completely adjustable from vertical to horizontal. Supplied complete with universal mounting bracket, coax lead and plug. Suitable for F.M. or TV. 12/6. P. & P. 2/6.

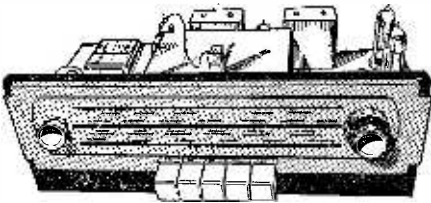
PORTABLE TAPE RECORDER CASE

Beautifully made and expensively finished in dark grey heavy grade rexine. Satin Chrome metal grille front and chrome fittings. Speaker aperture 9" x 4". Overall size 13 1/2" w. x 15" d. x 7 1/2" h. Will take any standard tape deck or single record player. Limited number only. Worth at least 45. OUR PRICE 49/6. P. & P. 5/-. Brand new and unused.

(Please write clearly)
PLEASE NOTE: P. & P. CHARGES QUOTED APPLY TO U.K. ONLY. P. & P. ON OVERSEAS ORDERS CHARGED EXTRA.

HARVERSON SURPLUS CO. LTD.
170 HIGH ST., MERTON, S.W.19
SEND STAMPED ADDRESSED ENVELOPE WITH ALL ENQUIRIES

BRAND NEW AM/FM (V.H.F.) RADIOGRAM CHASSIS AT £15.15.0 (Carriage Paid)



Chassis size 15 x 6½ x 5½in. high. New manufacture. Dial 14½ x 4in. in 2 colours, predominantly cream. 200-250v. A.C. only.
 Pick-up Ext. Speaker. Ae., E., and Dipole Sockets. Five push-buttons—LW, MW, SW, FM and Gram. Aligned and tested. O.P. Transformer Tone control 1000-1900M; 200-550M; 88-98 Mc/s. 6-17 mc/s. EZ80 rect.; ECH81, EF89, EA8C80, EL84, ECC85, 3-ohm speaker required.
 9 x 6in. ELLIPTICAL SPEAKER, 20/- to purchasers of this chassis.
TERMS: (Chassis), £4.0.0 down and 5 monthly payments of £2.10.0. Total H.P. price, £16.10.0. Cheap Room Dipole for V.H.F., 12/6. Feeder 6d. per yard. Circuit diagram, 2/6. Carriage to N. Ireland, 20/- extra.


NEW 6 PUSH-BUTTON STEREOGRAM CHASSIS. M.W.; S.W.1; S.W.2; V.H.F.; Gram; Stereo Gram. Two separate channels for Stereogram with balance control. Also operates with two speakers on Radio. Chassis size: 15 x 7 x 6½in. high. Dial cream and red. 15 x 3in. 190-550M; 18-51M; 60-187M; VHF 86-100 mc/s. Valves: ECC85, ECH81, EF89, 2 x ECL86, EM84 and Rect. Price £19.19.0, carr. paid or £5.0.0 deposit and 3 monthly payments of 63/-. Total H.P. price, £20.15.0 Cream moulded escutcheon included.

TAPE AMPLIFIER FOR COLLARO OR MAGNAVOX TAPE DECKS — 2 TRACK


Chassis 12½ x 5½ x 4½in. high. Plastic front panel "gold" finish—12½ x 4½in. 200-250 A.C. Record/Playback amp. switch; On/Off-Tone; Vol/Mic; Vol/Gram; Mic. Input; Gram. Input; Monitor; Speaker Sockets. Valves: 6BE7; 12AX7; EM85; EL84; 6X4 Separate power pack. Complete amp. and power pack, £8.13.6 (6/- P. & P.). Resin covered cabinet fitted to take amplifier and Collaro Deck. 15½ x 17 x 9½in. high. Sloping front for amp.; complete with two tweeter speakers; Tan, 75/- (plus 8/- rail charge). Cabinet and special brackets for adapting cabinet for Magnavox Deck 85/- (plus 8/- carr.), including tweeters.

SELF-POWERED VHF TUNER CHASSIS

Covering 88-95 Mc/s. Dims. 8 x 6 x 6in. high. Valves ECC85, EA8C80 and 2-EF89's with metal rectifier. Mains transformer. Fully wired and tested ONLY £8.17.6 (carr. paid). Room dipole. 12/6. Feeder 6d. per yard.



The
SUPER 6
LONG & MEDIUM WAVE TRANSISTOR RADIO



A quality radio available as a kit or ready-built. The sparkling performance and superb finish of the completed receiver give you value equivalent to a £12.12.0 commercial model.

★ All new parts. ★ 6 transistors and diode. ★ 350mW output. ★ Superhet circuit ★ Ferrite rod aerial. ★ Weymouth Radio printed circuit board. ★ Component positions and references printed on back of board. ★ Nicely styled wooden cabinet 11 x 7½ x 3½in. ★ Vinyl covered in various colours. ★ 6 x 4in. speaker giving good bass and treble response. ★ Full instruction booklet, 2/-. Free with kit. ★ I.F. frequency 470 kc/s. ★ Lining up service if required. ★ All parts supplied separately

Write for list, S.A.E. **COMPLETE KIT ONLY** £4.0.0 P. & P. 5/-
 OR **FULLY BUILT** £6.7.6. Tax and Carr. Paid.

TRANSISTORS AND DIODES

OC26, 7/6; OC44, 3/6; OC45, 3/6; OCL7, 3/-; OC72, 4/-; OC81, 3/6; OC81D, 3/6; OC82, 6/-; OC83, 3/6; OC189, 3/-; OC170, 7/-; OC171, 3/-; OC172, 8/6; AC127, 7/6; AF115, 8/6; AF116, 8/-; AF117, 5/-; AF118, 7/6; AF119, 7/6; WG4B, 9d.; OA81, 2/6; OA79, 2/6; OA85, 2/6; BY100, 4/-. Post 4d. any quantity.

BATTERY ELIMINATOR for Transistor Radios requiring 9v. Fully smoothed (5000+1000mf). 5" x 3½" x 1½" overall. Tapped input for 200/10, 220/30, 240/50v. Output 9v. at 100ma. Good Regulation. Price 25/-. (3/- P. & P.)

GLADSTONE RADIO

66 ELMS ROAD, ALDERSHOT, Hants.

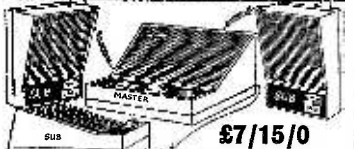
(2 mins. from Station and Buses).

Aldershot 22240

CLOSED WEDNESDAY AFTERNOON
 CATALOGUE 6d.

Bulk enquiries invited for Export.

4-STATION INTERCOM



£7/15/0

Solve your communication problems with this new 4-Station Transistor Intercom (1 master and 3 Subs), in de-luxe plastic cabinets for desk or wall mounting. Call/talk/listen from Master to Subs and Subs to Master. Ideally suitable for Business, Surgery, Schools, Hospital, Office and Home. Operates on one 9V battery. On/off switch. Volume control. Complete with 3 connecting wires each 60ft. and other accessories. P. & P. 4/6.

INTERCOM/BABY ALARM



Usually £8.95
 Our Price ONLY
57/6

Modernise business or home with this new two-way Portable Transistor Intercom. Consisting of Master and Sub, in strong plastic cabinets, with chromium stands. Designed as a two-way instant communication system. Call/talk/listen from Master to Sub and Sub to Master. Operates on one 9V battery. Complete with 60 ft. wire. Battery 2/-, P. & P. 2/6.

TELEPHONE AMPLIFIER



Usually £8.95
 Our Price ONLY
57/6

Why not boost business efficiency with this incredible De-luxe Telephone Amplifier. Take down long telephone messages or converse without holding the handset. A status symbol? Yes, but very useful one. On/off switch. Volume Control. Operates on one 9V battery (supplied). P. & P. 2/6. Full money refunded if not satisfied in 7 days.

WEST LONDON DIRECT SUPPLIES (PW/3)
 169 KENSINGTON HIGH STREET, LONDON, W8.

W. E. PEARCE

author of

An Introduction to Wireless
 (2nd Edition, 12s. 6d. net)

Electronics
 for young
Experimenters
 an exciting new book

71 exciting, lastingly helpful experiments in electronics, for the young home enthusiast without limitless funds. By a well-known deviser of such experiments. *Fully illustrated.* 18/6.

ORDER FROM ANY BOOKSHOP

Bell

NEW RANGE U.H.F. AERIALS FOR BBC 2 (625) line transmissions

All U.H.F. aerials now fitted with tilting bracket and 4 element grid reflectors.
Loft Mounting Arrays, 7 element, 35/-; 11 element, 42/6; 12 element, 50/-; 18 element, 57/6. **Wall Mounting with Cranked Arm**, 7 element, 60/-; 11 element, 67/-; 14 element, 75/-; 18 element, 82/6. **Roof Mounting with 2in. clamp**, 7 element, 42/6; 11 element, 55/-; 14 element, 62/-; 18 element, 70/-. **Chimney Mounting Arrays**, Complete, 7 element, 72/6; 11 element, 80/-; 14 element, 87/6; 18 element, 95/-. Complete assembly instructions and hints on installation with every unit. **Low Loss Cable**, 1/6 yd. U.H.F. Preamps, from 75/-. State clearly channel number required on all orders.

BBC · ITV · F.M. AERIALS



BBC (Band 1), Telescopic loft, 21/-; External S/D 30/-; "H" 22.10.0.
ITV (Band 3), 3 Element loft array, 25/-; 5 element 35/-; Wall mounting, 3 element, 35/-; 5 element, 45/-.
Combined BBC/ITV, Loft 1+3, 41/3; 1+5, 48/3; Wall mounting 1+3, 56/3; 1+5, 63/3; Chimney 1+3, 63/3; 1+5, 71/3.
VHF transistor pre-amps from 75/-.
F.M. (Band 2), Loft S/D, 12/6; "H" 30/-; 3 element, 52/6. External units available. Co-ax cable, 8d. yd. Co-ax plugs, 1/3. Outlet boxes, 4/6. Diplexer Crossover Boxes, 12/6. C.W.O. or C.O.D.P. & P. 4/6. Send 6d. stamps for illustrated lists.

Quotations for special arrays available on request

K.V.A. ELECTRONICS (Dept. P.W.)
 27 Central Parade, New Addington
 Surrey
 LOD 2266



No. 10

LOUGHTON & DISTRICT RADIO SOCIETY




Left to right: Club chairman Bill Sheppard G3JBS, club secretary Jim Bunce, Bill Patten G3PAT, Robbin Powell G3OGP, David Penny G3PEN, Martin Railton G8AB, club treasurer Bob Stevens, Jack Atkinson G3OPA and John Stuart G3TUM.

THE Loughton and District Radio Society was formed just over four years ago by John Kay G3AAE and Cliff Waterman G3NKX. Like so many other amateur radio clubs, this was started by circularising local licensed amateurs and known shortwave listeners.

About 30 came to the inaugural meeting, which was held in John Kay's front room. Everyone was enthusiastic and a working committee was formed; Cliff Waterman being elected honorary chairman, Jack Atkinson G3OPA club secretary and Bill Patten G3PAT treasurer. John Kay had to decline office owing to business commitments.

Accommodation was one of the club's biggest headaches until the local Community Association came to the rescue, with a room at Loughton Hall at a most reasonable fee. The club does not have exclusive use of the room—occupying it every other Friday evening—and thus, cannot have its own



station. All the facilities of Loughton Hall, which stands in spacious, well-kept grounds, are made available to club members, including the well-stocked bar. Ken Jones, chief warden of the hall, has been of immense help to the club and has done a lot to publicise the activities of the club.

Exhibitions, mobile rallies and social functions laid-on by the club have always been well attended and the revenue raised from these activities has enabled the club to make several purchases. A typewriter and duplicating machine were among the first purchases and are now in regular use producing the club's "Newsletter." One of the more recent acquisitions is a 16 mm sound projector.



A lot of the credit for the success of the social side of the club must go to the club's first entertainments officer Bob Stevens and public relations officer Jack Atkinson. Jack is now the club's entertainments officer and Bob has charge of the club's purse.

Meetings are held at Loughton Hall every other Friday evening, starting at 8 o'clock and include lectures and film shows on a host of subjects. The evening PRACTICAL WIRELESS visited the club, a lecture was given on the London Post Office Tower, by club member David Penny G3PEN, who actually works "in-the-tower".

Like all good clubs, most of the "seniors" adjourn to one of the local taverns afterwards to sample the ale and talk "shop." The youngest licensed club member is Stephen Alderton G3UXV, who was 15 last birthday. He got his licence last year and already has quite a selection of QSL cards from countries all over the world. He even has one from Japan.

The club does not run instructional classes for the unlicensed members as there are two first-class evening institutes within easy reach of Loughton. Some of the club-night lectures and film shows are,

Club member Bill Patten G3PAT uses an HRO receiver and a home-built top-band transmitter. He has ten coil packs for the receiver which covers the medium waveband and all the amateur bands up to 30 Mc/s. Some of these coil packs are band-spread. To change the frequency of the transmitter, Bill has to solder in different coils.



Club chairman Bill Sheppard G3JBS is extremely proud of his home-built 280-watt linear amplifier, shown on the left. It cost him under £4 to build. As you can see from the other illustration, Bill has gone "part commercial" with a KW2000 1.8 to 30Mc/s transceiver.

of course, of an instructional nature.

Like many other clubs up and down the country, Loughton is affiliated with the Radio Society of Great Britain and holds an annual field day. Most members participate and all have the time of their lives, whatever the weather conditions. Each year field day takes place in the grounds of the Rainbow and Dove public house, Hastingwood, which is between Epping and Harlow. Wing-Commander Martin Railton's G8AB call sign is always used on field day. Although the weather for this year's event—held on 4th and 5th June—was the best ever, the portable generator failed and it took nine hours to put it right. Only one hundred and forty-six calls were logged in the twenty-four hours.

Last November the club was involved with the Television Viewer's Council and the British Amateur Television Club in a closed-circuit television exercise to demonstrate the potential of television in education and community life. This demonstration took place at Loughton Hall, with the B.A.T.C. driving the vision equipment and club members operating the sound gear.

Full three-camera productions were put "on-the-

air" under the direction of a professional producer from one of the independent television companies. Other professionals, from the Independent and BBC television organisations, had a hand in the productions and all in all more than 100 people were involved. Club chairman Bill Sheppard G3JBS and club member Jim Brett G6MJZ/T worked extremely hard to make the experiment the success it was. Jim, who is also a member of the B.A.T.C., frequently rigs up his closed-circuit television apparatus at Loughton Hall for club exhibitions and mobile rallies.

The camera outputs were used to feed large-screen monitors in the public viewing rooms in Loughton Hall and to a video recorder. An edited version of the three days' transmissions was shown to members of the Television Viewers' Council, whose annual conference at Loughton Hall coincided with the closed-circuit television experiment.

If you live in or around Loughton—or for that matter only visiting the area—do call in on club-night. Club secretary Jim Bunce will be only too pleased to let you know the times and dates; his address is 60, Deepdene Road, Loughton, Essex. ■

Jack Atkinson G3OPA is another "part commercial" man with a KW2000 transceiver. He is building a 190-watt linear amplifier (shown left) to go with this outfit and has several home-built items, including a Practical Wireless grid dip oscillator.




Practical Wireless invites club secretaries to send details of their own club to the editor.

KITS WITH AN ASSURED FUTURE

The Martin Audiokit assembly you own today can become part of an even better hi-fi system tomorrow. No other system allows you to enlarge your installation stage by stage in the way Audiokits do. They comprise a wide range of very well made prefabricated units in which the connections are standardised throughout. Each is rigorously tested to stated specification before despatch. **NEW KITS FOR ADDING ON ARE IN COURSE OF PREPARATION NOW**—so by starting with Martin today, you insure yourself for still better listening tomorrow.

Choose Martin for quality

- Build for 3 or 15 ohm system
- Start with Mono and add Stereo or start completely with Stereo
- Power packs available
- Professionally styled escutcheon plates
- Assembly is easy by following the well presented instructions



STEREO
AMPLIFIER CONTROL
ASSEMBLY

F.M. TUNER

- 5 stage input Selector £2.76
- Pre-amp. and vol. control £1.17.6
- Pre-amp. with tone controls £3.2.6

- 10 watt amp. (3 ohms) £5.12.6
- 10 watt amp. (15 ohms) £6.12.6
- Mains power supply £2.15.0

Send for leaflet describing entire range



Martin Audiokits and Recordakits are obtainable from good stockists everywhere. In cases of difficulty please write direct.

MARTIN ELECTRONICS LTD., 154/155 HIGH ST., BRENTFORD, M'SEX

Phone: ISLeworth 1161/2

MARTIN ELECTRONICS LTD., 154-155 High Street
Brentford Middlesex

Full details of Martin Audiokits please

NAME

ADDRESS

(Block letters)

P.W.8

HOME RADIO LTD. Dept. PW, 187 London Road, Mitcham, Surrey. Phone: MIT 3282

"Free dorel about it!"

Translated into the Queen's English... "Read all about it!" The gentleman is referring to the fact that Reprint No. 12 of the Home Radio Catalogue is hot off the press. As always, its pages (all 210 of them) are packed with good things, things of absorbing interest to every radio and electronics enthusiast. No increase in price... better than ever value at 7/6, plus 1/6 post and packing. And remember, every copy contains five coupons, each value 1/- when used as directed. If you have never had the good fortune to own one of these famous components catalogues, or if your own copy is now a bit long in the tooth, send the attached coupon with your cheque or P.O. for 9/-. Our pleasure in sending you the catalogue will be exceeded only by your pleasure in receiving it.




Please write Name and Address in block capitals

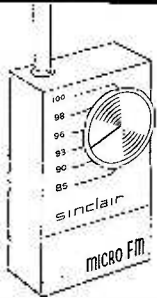
Name

Address

Home Radio Ltd., Dept. PW, London Rd., Mitcham, Surrey



*the world's
most unique
design*



"I am very impressed with the set (Micro FM) which took only five hours to assemble and worked immediately."
(Signed) D.H.W., Leigh, Reigate, Surrey.

"I would like to express my complete satisfaction with your Micro FM. In quality it certainly equals my present (expensive) tuner. Congratulations on a fine design."
(Signed) J.B.K., London, E.C.4.



**THE SMALLEST SET
IN THE WORLD**

SINCLAIR MICRO FM

7 TRANSISTOR SUPERHET FM TUNER/RECEIVER

This unique, superbly engineered superhet FM set is going to give enormous satisfaction, first in building and then in using it. It is completely professional in styling inside and out. When built, the performance of the Sinclair Micro FM is fantastic. It is the only set in the world which can be used both as an FM tuner and as an independent FM pocket receiver just whenever you wish. Problems of alignment which have previously made it almost impossible for a constructor to com-

plete an FM set for himself have been completely eliminated in the Micro FM. It is ready to use the moment you have built it. The pulse counting discriminator ensures best possible audio quality; sensitivity is such that the telescopic aerial included with the kit assures good reception in all but the very poorest reception areas. The Sinclair Micro FM will give you all you want in FM reception and the satisfaction of building a unique design that will save you pounds.

★ TECHNICAL DESCRIPTION

THE SINCLAIR MICRO FM is a completely self-contained double-purpose F.M. superhet. It uses 7 transistors and 2 diodes. The R.F. amplifier is followed by a self-oscillating mixer and three stages of I.F. amplification which dispense with I.F. transformers and all problems of alignment. The final I.F. amplifier produces a square wave which is converted so that the original modulation is reproduced exactly. A pulse-counting discriminator ensures better audio quality. One output is for feeding to amplifier or recorder and the other enables the Micro FM to be used as an independent self-contained pocket portable. A.F.C. "locks" the programme tuned in. The telescopic aerial included is sufficient in all but the worst signal areas.

- ★ Size: 2¹³/₁₆" x 1¹¹/₁₆" x 3"
- ★ Powerful A.F.C.
- ★ Pulse counting discriminator
- ★ Low I.F. completely eliminates alignment problems
- ★ Tunes from 88 to 108 Mc/s
- ★ Audio response: 10 to 20,000 c/s +1dB
- ★ Signal to Noise Ratio: 30dB at 30 microvolts
- ★ Operates from standard 9V battery, self-contained
- ★ Plastic case with brushed and polished aluminium front and spun aluminium tuning dial

*Complete kit
inc. telescopic
aerial, case,
earpiece and
instructions*

£5.19.6

SINCLAIR MICRO-6 — Build it in an evening

This is the set to build if you want a minutely sized receiver which will slip into a waistcoat pocket without even showing. It is the smallest set in the world, against which a matchbox looks enormous. Yet the Micro-6 is completely self-contained, including aerial and batteries and it virtually plays anywhere. Its clever six-stage circuit (2 R.F., double diode detector, 3 A.F.) ensures all you want in a radio today—power, range, quality and selectivity. It is very simple to build and useful to have with you always. A.G.C. counteracts fading from distant stations, bandspread brings in Luxembourg like a local station. There is great pleasure to be had in building the Micro-6, and it makes a highly acceptable gift once others have seen its white, gold and black case and heard its amazing performance.

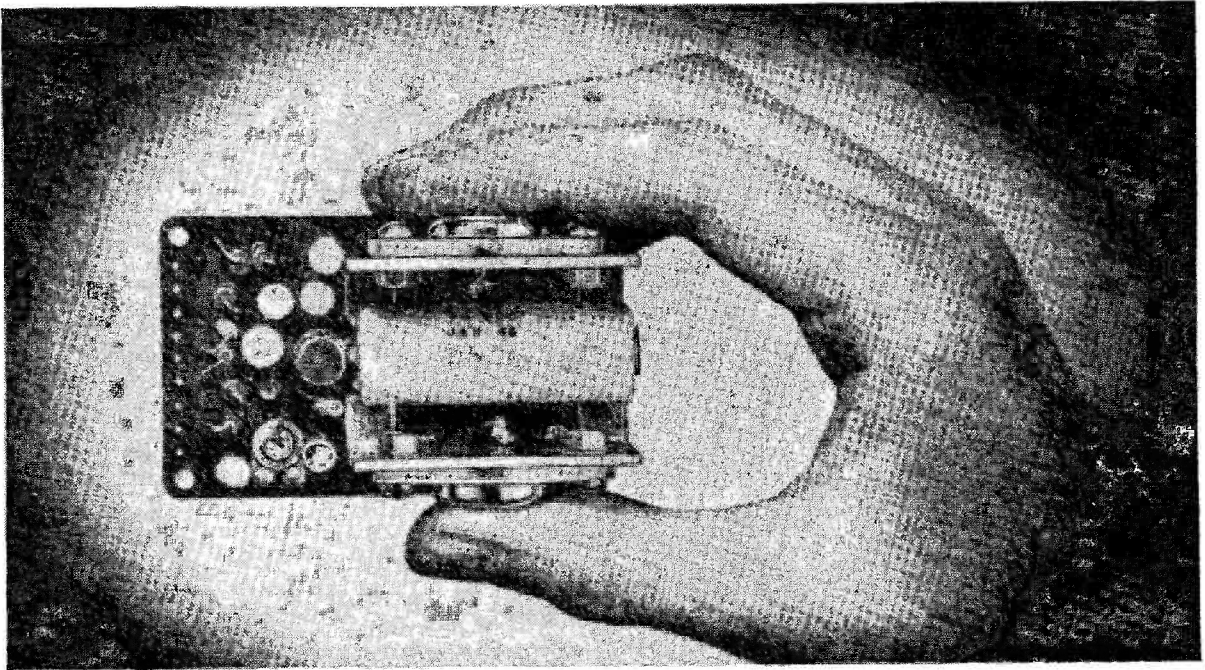
*Complete kit including case, aerial,
lightweight earpiece & instructions*

59/6

sinclair

sinclair radionics Ltd.
22 newmarket road, cambridge

Telephone 52731



SINCLAIR **Z.12** **12 WATTS R.M.S.** CONTINUOUS SINE WAVE (24 w. PEAK)
5 WATTS R.M.S. MUSIC POWER (30 WATTS PEAK)
HIGH FIDELITY AMPLIFIER AND PRE-AMP

This is the hi-fi amplifier of the future—very small, fantastically powerful and with the characteristics you expect from the most expensive equipment available. The Z.12 incorporates its own high gain pre-amp. arranged so that any type of input and tone control circuit is easily matched. Full details are given in the manual supplied with every Z.12, and even for stereo the cost is but a few shillings. The Z.12 operates efficiently from any supply between 6 and 20 volts

D.C. and a 12 volt car battery makes an ideal power source. For mains operation, the PZ.3 is recommended. Because of its size, the Z.12 can be used for car radio, guitar, P.A. system, intercom, etc. as well as the very best hi-fi it was designed for. It is indeed the ideal amplifier wherever the need is for power and quality from the smallest possible unit. This is the approach to high fidelity audio reproduction and one which you can enjoy for remarkably little outlay.

★ TECHNICAL SPECIFICATION

- ★ Size 3" x 1½" x 1½".
- ★ Class "B" ultra-linear output.
- ★ Response 15-50,000 c/s ± 1dB.
- ★ Suitable for 3, 7.5 or 15Ω speakers. Two 3Ω speakers may be used in parallel.
- ★ Input—2mV into 2kΩ.
- ★ Signal to noise ratio—better than 60dB.
- ★ Quiescent current consumption—15mA.

Built, tested and guaranteed. Ready for immediate use. With Z.12 manual.

89/6

If you prefer not to cut the coupon out, please refer to PW8 when writing your order.

TYPICAL COMMENT

I have just completed building the Micro FM and I am very pleased with the result especially when linked up to the Z.12 amplifier.

*J.G.D.C., Sandwich, Kent
 "I am very pleased with it (Z.12). It suits my needs very well."*


C.T.P., Widnes.

"Results I am getting are out of this world. I have demonstrated it (Z.12) to a few hi-fi enthusiasts who are scrapping their valve jobs and changing over to Z.12."

R.C.V., London, W.3.

NEW SENSATIONAL POWER SUPPLY UNIT

SINCLAIR PZ.3



Designed specially for the very high standards of the Z.12, this entirely NEW power supply unit uses advanced transistorised circuitry to achieve exceptionally good smoothing. Ripple is a barely measurable 0.05V. The PZ.3, which will power two Z.12s with ease, costs—

79/6

FULL SERVICE FACILITIES ALWAYS AVAILABLE TO ALL SINCLAIR CUSTOMERS



GUARANTEE

If you are not completely satisfied when you receive your purchase from us, your money will be refunded at once in full and without question.

To SINCLAIR RADIONICS LTD.
 22 NEWMARKET ROAD, CAMBRIDGE

Please send

for which I enclose

CASH/CHEQUE/MONEY ORDER for £ s d

NAME

ADDRESS

P.W.8

Practical Wireless Classified Advertisements

The pre-paid rate for classified advertisements is 1/6d. per word (minimum order 18/-), box number 1/6d. extra. Semi-displayed setting £4. 12s. 6d. per single column inch. All cheques, postal orders, etc., to be made payable to PRACTICAL WIRELESS and crossed "Lloyds Bank Ltd." Treasury notes should always be sent *registered post*. Advertisements, together with remittance, should be sent to the Advertisement Manager, PRACTICAL WIRELESS, George Newnes Ltd., Tower House, Southampton Street, London, WC2, for insertion in the next available issue.

SERVICE SHEETS

SERVICE SHEETS for all makes, Radio, T/V, Tape Recorders, 1925-1966. Prices from 1/-. Catalogue 6,000 models 2/6d. Free fault-finding guide with all Sheets. All types of valves, components, books, S.A.E. lists. Please send stamped addressed envelope with all orders/enquiries. HAMILTON RADIO, Western Road, St. Leonards, Sussex.

SERVICE SHEETS, Radio and Television, 4/-, post paid. VEST AND EMERY, 17 Hallgarth Street, Durham.

SERVICE SHEETS, Radio, TV, 5,000 models. List 1/-. S.A.E. inquiries. TELRAY, 11 Maudland Bank, Preston.

SERVICE SHEETS (75,000), 4/- each. Callers welcome. Always open. 5 South Street, Oakenshaw, Bradford.

NO WAITING. Service Sheets for all makes of Radio and TV despatched by return post. 4/- each and S.A.E. GRIMSDYKE RADIO, 77 Merrion Avenue, Stanmore, Mddx.

SERVICE SHEETS

4/- each, plus postage

We have the largest display of Service Sheets for all makes and types of Radios and Televisions, etc., in the country. Speedy service. To obtain the Service Sheet you require please complete the attached coupon.

Name:

Address:

To: **S.P. DISTRIBUTORS**
44 Old Bond St., London, W.1

Please supply Service Sheets for the following:

Make:

Model No. Radio/TV

Make:

Model No. Radio/TV

Make:

Model No. Radio/TV

I require the new 1966 List of Service Sheets at 1/6 each plus postage.

(please delete items not applicable)
I enclose remittance of.....

(which includes postage)

MAIL ORDERS ONLY August PW

TAPE RECORDERS, TAPES, Etc.

TAPES TO DISC — using finest professional equipment—45 rpm—18/-. S.A.E. leaflet. DEROY, 52 Hest Bank Lane, Lancaster.

AMPEX SERIES 600 Professional Recording Tape. Type 641. 1,800ft. Mylar on 7in. spool. Complete with leader. Brand new in maker's boxes. Usual price £3. Limited quantity available at 67/- for two spools, P. and P. 2/- (or 37/- singly, P. and P. 1/6). E. C. KINGSLY & Co., 93 Tottenham Court Road, London W.1. EUSton 6500.

RECEIVERS & COMPONENTS

RESISTORS, 5%, 1/2W, 2/3 doz., 17/3 100, your selection. Photocells, guaranteed characteristics, 5/3. SAE details. All transistor prices reduced. ELECTROVALUE, 6 Mansfield Place, Ascot, Berkshire.

SPEAKER REPAIRS. Cones fitted. Satisfaction guaranteed. L. S. REPAIRS, Pluckley, Ashford, Kent.

Assorted High Stab Resistors, 7/6, 100.
Assorted Syntex P.F. Condensers, 7/6, 100.
Faxolin Sheet, 1/16" x 12" x 12", 3/-.
Thin Faxolin Sheet, approx. 1/64" x 12" x 12", 6 sheets for 5/-.

White Plastic Sheet, approx. 1/32" x 61" x 24". Suitable dials. insulation, case fronts, etc. 4 sheets for 5/-.

Small E.M. Counters, 5 digit, 500 ohm, 6/6.
Bulgin Extra Sensitive Micro Switch, 5/-.
P.O. Relay 2000 ohm. 1B, 5/-, 1M, 1B 6/-.

Key Switches, 4 pole, 2 throw, 3/6. 3 position DP+DP centre off, 5/-, 3 c/o+4 c/o centre off, 6/-, DP+DP 2 for 5/-.

Plessey Plugs and Sockets, 12 way, 3/- pr. 6 way, 5/- pr.

6 or 12 way screened cable to match, 3/- yd.
Breast Mike, 6/-, Carbon Inserts, 1/6.

Power Pack and L.F. Amplifier for 38 Set, 15/-.
Battery Ever-Ready, 90v+7iv, 4/6, 12 for 30/-.
Small Component Boxes, 12/6, for 60 sample 6d.

Mu. Metal Screen for 5uP7 with fittings 6/6.
250mA Fuses 1 1/2" x 1", 5/-, 100.
100 volt Hand Generator, 7/6.

Valves New Boxed 6V6, 4/6. EF91, 3/-, 6AL5, 3/-.
Rheostat WW Rotary, 15 ohms, 3.6 amp, 12/6.
Details of Instrument Case Assembly, Free send large addressed envelope.

Elac Speakers, 5", 5/-, 7" x 4", 7/-, 8", 8/-.
Terms Cash with Order. Post 2/- on orders under 20/-.

Rotary Transformer. Input 12 volts, output 250v at 125ma, 9/-.

Rotary Transformer. Input 12 volts, output 400v at 65ma, 9/-.

Selmens H.S. Sealed Relay. One c/o, 1700+1700 ohms, 6/-.

Rotary Transformer. 12v input, 300v output, at 0.2 amp, 35/-.

Elephantide Insulation Board, 4 pieces, 12" x 12" 5/-.

Thin Ebonite Insulation Board, 12" x 12", 4 sheets for 5/-.

Modern lightweight Breast Mikes. Polythene fittings. New, 7/6, spare insert 2/6.
Ebonite Tube, 7/16" OD x 12", 5 for 4/-.

E. R. NICHOLLS

Mail Order and Retail Shop

46 LOWFIELD ROAD

OFF SHAW HEATH, STOCKPORT

CHESHIRE

RECEIVERS & COMPONENTS

(continued)

TRANSISTORS, UNMARKED, UNTESTED. 40 for 10/-, p. and p. 1/-, 4 packets post free, Relays, thousands of types, special catalogue free. General catalogue of Mechanical and Electrical Gear, Tools, etc. (5,000 items), free. K. R. WHISTON (Dept. PRW), New Mills, Stockport.

R & R RADIO & TV SERVICE

Dept. P.W.

MARKET STREET, BAGUP, LANGS.

Telephone 465

SALVAGE VALVES Tested before despatch

6FL3	4/6	U329	5/-	PL36	6/-	20P4	6/6
6L18	4/6	10P14	5/-	PL32	3/6	30P16	5/6
EF80	1/6	20P5	6/6	U801	7/6	PC84	4/6
EC82	3/-	30P	7/-	10F1	1/6	PY81	8/6
ECL80	3/6	6F15	5/-	20F2	5/3	U301	6/-
30F3	5/-	EB91	1/-	30P11	5/-	10P13	5/6
PL38	6/-	EF85	5/-	PY82	6/-	20D1	2/-
PCF80	4/-	6/30L2	4/-	6U4GT	5/-	30P12	5/-
PL81	5/-	20P3	6/-	6F1	2/6	PY83	5/-
PZ30	5/-	30P11	4/-	EY86	4/-		

Speakers. Ex.TV. 5in. round 6 x 4in., 3/6; 8in. round 6/-; post 2/-.

Line Output Transformers available. State set model No. Turret Tuners, 8/-, post 2/-.

Scan Coils, etc. Quote set model No. with all enquiries and S.A.E. for prompt reply. All goods subject to satisfaction or money refunded.

NEW PADDED MOVING COIL HEAD PHONES and M.C. mike 15/-. Magship motors and generators 30/- per pair. Airspaced co-ax 1/3 yard post paid. Send SAE for lists. G. WEBSTER (ELECTRICAL), 9a Greyfriars Road, Coleham, Shrewsbury, Shropshire.

TRANSISTORS etc.

OC71, OC72, OC44, OC45, OC81, OC81D, 3/- each. OC83, 6/- each. P.P. 4d. any quantity. AF116, AF117, OC170, 3/6; AF118, 3/-; OC172, 3/-; AF119, 3/-; AC127, 2/6; OC169, 3/-; OC26, 7/6; BY100, 5/- each.

MATCHED SETS
1 OC82D + 2 OC82, set of 3.....7/6
1 OC44 + 2 OC45, set of 3.....8/-

MULLARD GET TRANSISTORS
1 GET 874 = OC44..... 8/- Set
2 GET 873 = OC45..... 8/- Set

AC126, 8/-; ASY28, 8/6. AF186, cut off freq. 800Mc/s.

TEXAS TRANSISTORS
2N1302 = ASY28, 6/6.
23301 AUDIO 3/-.

GM290, cut off freq. 700Mc/s., 19/6.
MAT TRANSISTORS
MAT 100, 7/9; MAT 101, 8/6; MAT 120, 7/9; MAT 121, 8/6.

NEWMARKET TRANSISTORS
NKT 278, 6/6; NKT 271, 8/-; NKT273, 8/-; NKT 275, 6/6; NKT 224, 6/6; NKT 214, 6/6; NKT 773, 10/-; NKT 219, 8/-; NKT 223, 8/-.

MAZDA 6L12 Valves = ECC85, 4/6 each. 48/- doz.

BYZ13 Silicon Rectifiers P.L.V. 200 volts 6 amps 5/4 each. BTY-79-400R Thyristor 36/9. BSY 95A Transistors 10/6. ORP12, ORP60 7/9. Denco Technical Bulletin, 2/4.

J. ROBINSON
4 HIGHCLIFFE ROAD
BLACKLEY, MANCHESTER 9.
Tel. CHE 1175.

NEW—BIGGER—BETTER "EXPERIMENTAL" PRINTED CIRCUIT KIT

- (1) 2 Copper Laminate Boards $4\frac{1}{2} \times 2\frac{1}{2}$ in.
(2) 1 Board for Matchbox Radio.
(3) 1 Board for Wrist-Watch Radio, etc.
(4) Resist. (5) Etchant. (6) Resist Solvent.
(7) Cleanser/Degreaser. (8) 16-page booklet

"PRINTED CIRCUITS FOR AMATEURS" containing full etching instructions

- (9) 2 Miniature Radio Dials SW/MW/LW also free with each kit. (10) Circuits and Plans of easy-to-build transistorised

30 SUGGESTED PROJECTS

which you can build with your own components on a chassis made from this kit. Drawings, Photographs. Many recently developed very efficient designs you probably haven't heard of yet. (1) Crystal set with biased detector. (2) Crystal set with voltage-quadrupler detector. (3) Crystal set with dynamic loudspeaker. (4) Crystal tuned circuit amplifier. (5) Carrier Power Conversion Receiver. (6) Split-Load Neutralised Double Reflex. (7) Matchbox or Photo-cell Radio. (8) "TRIFLEXON" Triple Reflex with self-adjusting regeneration (Patent Pending). (9) Solar Battery Loudspeaker Radio.

3 SUBMINIATURE RADIO RECEIVERS

The smallest 3 designs yet offered to the Home Constructor anywhere in the World. Based on the "Triflexon" circuit. Let us know if you know of a smaller design published anywhere. (10) Postage-Stamp Radio. Size only 1.62 x .95 x .25in. (11) Wrist-watch Radio, 1.15 x .80 x .55in. (12) Ring-Radio 70 x 70 x .55 in. (13) Bacteria-powered Radio. Runs on sugar or bread. (14) Radio Control Receiver. (15) Transistor P/P amplifier. (16) Intercom. (17) 1-valve amplifier. (18) Reliable Burglar Alarm. (19) Light-Seeking Animal. Guided Missile. (20) "Perpetual Motion" Machine. Atmospheric Engine. (21) Metal Detector. (22) Simple Transistor Tester. (23) Human Body Radiation Detector. (24) Electronic Man/Woman Discriminator. Thermal Proximity Fuse. (25) Pocket Signal Indicator. (26) Pocket Transceiver (Licence Required). (27) Constant volume Intercom. (28) Remote Control of Models by Induction (29) Inductive Loop Transmitter. (30) Pocket Double Reflex 6-transistor sensitive receiver with transformer-less push-pull output.

P.C. Kit Price 8/6. Post and Packing 1/6. Extra Laminate Board available.

STOP PRESS!

PHOTOELECTRIC PRINTED CIRCUIT KIT

Build 10 EXCITING PHOTOELECTRIC DEVICES

on a Printed Circuit Chassis. Basic Kit: 39/6. Post and Packing 2/6. Contents: 2 Copper Laminate Boards and all chemicals required. Etching Manual. Latching Relay and Bracket. Infra-red sensitive Photo-cell and Hood. 2 high-gain Transistors. Resistors, cond. Terminal Block. Elegant Plastic Case. Essential Data and Circuits of easy-to-build

10 PHOTOELECTRIC PROJECTS

- (1) Simple Photo-switch. (2) Modulated Light Alarm. (3) Long-range Siren-Light Alarm. (4) Relay-less Alarm. (5) Warning Tone Electronic Alarm. (6) Closed-Loop Alarm. (7) Projector Lamp Stabiliser. (8) Electronic Projector Modulator. (9) Mains Power Supply Unit. (10) Car Parking Light Controller. Basic Kit enables you to build a simple Photo-switch/Burglar Alarm (No. 1). Extra parts required for more advanced designs obtainable separately.

Our customers write:

"Very interesting designs... Worth it for the circuits alone... Thanks for the Kit. Really wonderful value for money... I found your publication of intense interest."

"YORK ELECTRICS"

181a YORK ROAD, LONDON, S.W.11

Send S.A.E. for details and photographs

RECEIVERS & COMPONENTS (continued)

"HEATHKITS" can now be seen in London and purchased on easy terms. Free brochure. DIRECT TV REPLACEMENTS LTD., Dept. PW7-9, 126 Hamilton Road, West Norwood, S.E.27. GIPSY Hill 6166.

19 SETS (A sets complete) with Power Packs, Control Box and all Connectors, tested and working R and T, £6/10/- plus 35/- carriage and packing. Sets only, £4, 20/- c. and p. Head Sets £1. 46 SETS, new, unpacked, complete with 2 Head Sets, Connectors, Haversack, £6/10/-, carriage 17/6. WALDEN, Main Road Garage, South Green, Billericay, Essex.

SPEAKER BARGAIN. Oval type 6in. Goodman also E.L.A.C. 12/6 plus 1/- P. & P. Money back guarantee. CREST PRODUCTS. Hayle, Cornwall.

MISCELLANEOUS

"BERNIESOUND" (AUDIO ENGINEERS). Consulting Film/TV Sound Engineers. Details of services available from: Mr. Brown, 1 Effie Place, London, S.W.6.

ELECTRONIC MUSIC?

Then how about making yourself an electric organ? Constructional data available—full circuits, drawings and notes! It has 5 octaves, 2 manuals and pedals with 24 stops—uses 41 valves. With its variable attack you can play Classics and Swing.

Write NOW for free leaflet and further details to C & S., 20 Maude Street, Darlington, Durham. Send 3d stamp.

AT LAST! Printed circuit boards at a price you can afford. Supplies for all published designs in Electronics, Radio, TV, and Hi-Fi magazines. Components also available for all circuits. Bargains include 5% Hi-Stab resistors 4d. each, general purpose germanium diodes 6d. each. SAE full details. BEEJAY ELECTRONICS (Dept. PW) 106, Reddicap Heath Road, Sutton Coldfield, Warwickshire.

CONVERT ANY TV SET into an Oscilloscope. Diagrams and instructions 12/6. REDMOND, 42 Dean Close, Portslade, Sussex.

AUTOMATIC Parking Light controller units fully transistorised, no relays. Full kit of parts 30/-. Only C.W.O. J. SARVENT, 41 Nursery Rd., North Anston, nr. Sheffield.

FOR SALE

ADHESIVE STRIP LABELS. $\frac{3}{8}$ " embossed Glossy. P.V.C. various colours. 14d. letter. C.W.O. & S.A.E. to—MR. BROWN, 1 Effie Place, London, S.W.6.

HAMMERITE

HAMMER PATTERN BRUSH PAINT FOR PANELS AND BOXES

• THE PATTERN IS IN THE TIN
ALL YOU DO IS BRUSH IT ON!

2½ oz. tins 3/6 $\frac{1}{2}$ gallon 35/-
 $\frac{1}{2}$ pint 7/6 1 gallon 58/-
1 pint 15/- (* sent by road)
Carriage: Orders up to 5/-, 9d.; up to 10/-, 1/9;
over 10/-, 2/9. Colours: blue, silver, black or bronze.
Return of post service, Monday to Friday.

From your component shop or direct from the manufacturer:

FINNIGAN SPECIALTY PAINTS (PW)
Mickley Square, Stocksfield, Northumberland.
Tel. Stocksfield 2280.

FOR SALE (continued)

VALVES & SERVICE SHEETS

TV and RADIO, most makes
PRICE 4/6 each and 6d. postage.
Valve Price List sent on receipt of stamped envelope. Valves guaranteed New & Boxed. Mail Order only.

TV ELECTRONICS
Marketing House
361 Edgware Road, London, W.2.

ELECTRIC SOLDERING-IRON



FANTASTIC BARGAIN OFFER

Lightweight Pistol Grip handle 40 watt, 240/250v. A.C. Detachable handle forms cover for iron when not in use. With 44ft. Safety 3-core flex. Indispensable for every home handyman. A boon to model makers and a necessity for every wireless enthusiast. Offered to you at this new amazing price.

ONLY
10/-
Post
Free

G. H. SERVICE (Dept P.W.)
Lusted Hall Lane, Tatsfield, Kent.

MORSE MADE !

The Famous RHYTHM RECORDED COURSE cuts the practice time down to an absolute minimum.
One student, aged 30, took only 13 DAYS, and another, aged 69, took under a week to read 18 wpm. If you wish to read Morse easily and naturally please enclose 8d. in stamps or two international reply coupons for full explanatory leaflet to:

G3CHS, 45 Green Lane, Purley, Surrey.

SPECIAL OFFER

GEVAERT TAPE. New, Boxed, 5 $\frac{1}{2}$, 600ft. with Stop and Leader Tapes, 9/- or 6 for 50/-, post paid.

GRUNDIG MA1. 2 Transistor Pre-amps for Tape Monitoring or Microphone Boosters, 57/6, post paid.

LIST PRICE 4 GNS.
LEE ELECTRONICS
400 Edgware Road, Paddington 5521
Send for Free Lists and details of above

240^{WATT} ELECTRIC POWER ANYWHERE

ANYTIME! from 12^{WATT} CAR BATTERY

with THE AMERICAN DYNAMOTOR UNIT

Input 12v. output 200/250v. at 150 to 220watts. Perfect for TELEVISION, POWER TOOLS and all universal A.C./D.C. ELECTRICAL EQUIPMENT, gives wonderful results. Price only £11-20/- delivery. Send stamped envelope for full illustrated details Dept. SCIENTIFIC PRODUCTS, CLEVELLYS, Lanes

W

(Continued overleaf)

YUKAN SELF-SPRAY

GET THIS AIR DRYING HAMMER FINISH NOW!

So professional—the YUKAN aerosol way!

YUKAN Aerosol spray kit contains 16 ozs. fine quality, durable, easy instant spray. No stove baking required. Available in Grey, Blue, Gold, Bronze at 14/11 at our counter, or 15/11 carriage paid, per push button self-spray can. SPECIAL OFFER: 1 can plus optional transferable snap-on trigger handle (value 5/-) for 13/11. carr. paid. Choice of 13 self-spray plain colours and primer (motor car quality) also available. Please enclose cheque or P.O. for total amount to:

YUKAN Dept. P.W.8 307a Edgware Road, London W.2 (Open all day Saturday, Closed Thurs. afternoon).



FOR SALE
(continued)

SPECIAL OFFER

1 watt S.T.C. 300 mc/s N.P.N. Silicon Planar, 100% Transistors limited stocks. £1 for 6.

3/- each. OC44, OC45, OC70, OC71, OC81, OC81D, OC200, GET16, GET20.

4/- each. AF114, AF115, AF116, AF117, OC170, OC171.

5/- each. OC139, OC140, GET7, GET8, GET9, XC141, BY100, OA211.

SUN SOLAR CELL KITS

24 page Booklet on Experiments inc. 4 Sun Solar Cells, 11/- set.

G.P.O. DIAL TELEPHONES

20/- each. 35/- pair.

Send 6d. for full lists:—
inc., S.C.R., Zeners.

CURSONS
78 BROAD STREET
CANTERBURY, KENT

WANTED

VALVES WANTED, brand new popular types boxed. DURHAM SUPPLIES (C), 175 Durham Road, Bradford 8, Yorkshire.

WE BUY New Valves and Transistors. State price. A.D.A. MANUFACTURING CO., 116 Alfreton Road, Nottingham.

DAMAGED AVO METERS wanted. Models 7 and 8. Any condition. Any quantity. HUGGETTS LTD., 2-4 Pawson's Road, West Croydon.

WANTED NEW VALVES ONLY

Must be new and boxed
Payment by return

WILLIAM CARVIS LTD.
103 North Street, Leeds 7

WANTED: Popular Brand New Valves. R.H.S. Stamford House, 538 Great Horton Road, Bradford 7.

WE BUY New Valves for cash, large or small quantities, old types or the latest by return. Send details. Quotations by return. WALTON'S WIRELESS STORES, 15 Church Street, Wolverhampton.

AERIALS

AERIALS BBC2. 12 element 47/6, 9 element 42/6, 6 element 36/3. Including clamp. C.W.O. SAE for lists, aerials, valves, speakers. D.C. RADIO Co., 25 Carlyon Road, Newbridge, Mon.

EDUCATIONAL

City and County of Bristol
BRISTOL TECHNICAL COLLEGE
Principal: E. Poole, B.Sc.Eng., M.I.Mech.E., M.I.Prod.E.

CAREERS IN RADIO & RADAR

Marine Radio Officers

2-year full-time course for young men aged 16 upwards, leading to 1st and 2nd class P.M.G. Certificates and B.O.T. Radar Maintenance Certificate.

Conversion Course (2nd Class to 1st Class).

R.T. Course (for Full or Restricted Licence).

Training given on the latest types of Marine and Aircraft Equipment in newly equipped Laboratories at

THE SCHOOL OF MARINE RADIO & RADAR

Senior Lecturer: F. E. BARTROP

For details write to:

THE REGISTRAR
BRISTOL TECHNICAL COLLEGE
ASHLEY DOWN, BRISTOL 7

BOOK & PUBLICATIONS

SURPLUS HANDBOOKS

19 set Circuit and Notes ...	3/6	p/p	6d.
1155 set Circuit and Notes ...	4/6	p/p	6d.
H.R.O. Technical Instructions ...	3/6	p/p	6d.
38 set Technical Instructions ...	3/6	p/p	6d.
46 set Working Instructions ...	3/6	p/p	6d.
88 set Technical Instructions ...	5/-	p/p	6d.
BC.221 Circuit and Notes ...	3/6	p/p	6d.
Wavemeter Class D Techn. In-			
structions ...	3/6	p/p	6d.
18 set Circuit and Notes ...	3/6	p/p	6d.
BC.1000 (31 set) Circuit and			
Notes ...	3/6	p/p	6d.
CR.100/B.28 Circuit and Notes ...	8/6	p/p	9d.
R.107 Circuit and Notes ...	5/-	p/p	6d.
AR.88D Instruction Manual ...	15/-	p/p	1/6
Circuit Diagrams 3/- each post free.			
R.1116/A, R.1224/A, R.1355, R.F. 24, 25 and			
26, A.1134, T.1154 (all models), BC.342,			
BC.348I, BC.348 (Emp).			
Resistor colour code indicator, 1/6			
p/p 6d.			

S.A.E. with all enquiries please. Postage rates apply to U.K. only.

Mail order only to:

INSTRUCTIONAL HANDBOOK SUPPLIES

DEPT. PW, TALBOT HOUSE,
28 TALBOT GARDENS, LEEDS 8

SITUATIONS VACANT

A.M.I.Mech.E., A.M.I.E.R.E., City and Guilds G.C.E., etc. Become a Technician or Technologist for high pay and security. Thousands of passes. For details of Exams and Courses in all branches of Engineering, Building, Electronics, etc., write for 156-page handbook—FREE. B.I.E.T. (Dept. 169K), London, W.8.

SERVICE ENGINEERS. Due to re-organisation and expansion vacancies exist for a number of Radio and Tape Recorder Engineers in the Service Department. A varied range of equipment is handled which will offer plenty of scope for experienced men to use their knowledge and initiative. Good starting rates are offered to suitable applicants who will progress to Staff status.

Apply: Service Manager, ELIZABETHAN ELECTRONICS LIMITED, Bridge Close, Romford, Essex.

OCEAN LINERS and other ships require Radio Officers. State if Attendance or Postal Course desired. Approved Training Centre: Radio School, 91 Lancaster Road, Preston, Lancs.

RADIO OFFICERS see the world! Sea-going and shore appointments. Trainee vacancies during 1966-67. Grants available. Day and Boarding students. Stamp for prospectus. Wireless College, Colwyn Bay.

CITY AND GUILDS (Electrical, etc.) on "Satisfaction or refund of fee" terms. Thousands of passes. For details of modern courses in all branches of Electrical Engineering, Electronics, Radio, TV Automation, etc., send for 156-page handbook—FREE. B.I.E.T. (Dept. 168K), 29 Wright's Lane, London, W.8.

RADIO OFFICER training courses. Write: Principal, Newport and Monmouthshire College of Technology, Newport, Mon.

TRAIN FOR SUCCESS WITH ICS

Study at home for a progressive post in Radio, TV and Electronics. Expert tuition for I.E.R.E., City & Guilds (Telecoms and Radio Amateurs') R.T.E.B., etc. Many unique diploma courses incl. Colour TV, Electronics, Telemetry & Computers. Also self-build kit courses—valve and transistor.

Write for FREE prospectus and find out how ICS can help you in your career.

ICS, DEPT. 541 PARKGATE ROAD,
LONDON, S.W. 11.

SOUND RECORDINGS

A UNIQUE TAPE BUY! Top brand 7in., 2,400ft., 25/-; 5½in., 1,200ft., 15/- P. and P. 1 at 2/-, 2 at 2/9, 3-6 at 3/6. Bargains in all sizes. S.A.E. for list. E. C. KINGSLEY AND CO. LTD., 93 Tottenham Court Road, London, W.1, EUSTon 6500.

SITUATIONS VACANT
(continued)

TECHNICIANS. Vacancies exist for men with good standard of education, mechanical aptitude and/or knowledge of basic electronics to train for interesting and rewarding careers in our Technical Service Division. Commencing salary at age 20 is £630 p.a. at 21 and over £710 plus bonus. For our advanced equipment there are vacancies for men with electronics experience in which the starting salary can be up to £900 per annum plus bonus. Possibilities of advancement to an income of £1,200 per annum. Good holiday, pension and sick pay arrangements. Please apply to:—Personnel Officer, THE NATIONAL CASH REGISTER Co. Ltd., 206/216, Marylebone Road, London, N.W.1. Phone PAD 7070 Ext. 172.



Telecommunications

Vacancies exist for Young Men keen to make Electronics their career who have not necessarily acquired great practical or theoretical knowledge, but who have suitable interest and who have possibly already constructed some equipment themselves. Training will be provided and applicants will be encouraged to take technical studies to further their careers. Applications to Personnel Manager, Cambridge Works Ltd., Haig Road, Cambridge. Telephone Cambridge 51351.

RADIO AND TV Exam. and Courses by Britain's finest Home-study School. Coaching for Brit.I.R.E., City and Guilds Amateur's Licence, R.T.E.B., P.M.G. Cert., etc. FREE brochure from BRITISH NATIONAL RADIO SCHOOL, Russell Street, Reading.

RADIO TECHNICIANS

A number of suitably qualified candidates will be required for training, leading to permanent and pensionable employment. (Normally at Cheltenham but with opportunities for service abroad or appointment to other U.K. establishments including London.)

Applicants must be 19 or over and be familiar with the use of Test Gear and have had Radio/Electronic workshop experience. They must offer at least "O" level GCE passes in English Language, Maths and/or Physics, or hold the City and Guilds Telecommunications Technician Intermediate Certificate or equivalent technical qualifications.

Pay according to age, e.g. at 19 £747, at 25 £962 (highest age pay on entry) rising by four annual increments to £1,104.

Prospects of promotion to grades in salary range £1,032-£1,691. There are a few posts carrying higher salaries.

Annual Leave allowance of 3 weeks 3 days, rising to 4 weeks 2 days.

Normal Civil Service sick leave regulations apply.

Apply

Recruitment Officer (RT 54)
Government Communications
Headquarters
Oakley, Priors Road
CHELTENHAM, Glos.

SITUATIONS VACANT
(continued)

**MINISTRY OF DEFENCE ARMY
DEPARTMENT**

Inspectorate of Armaments

Vacancies exist for Skilled Electrical/Electronic Mechanics for work in the Woolwich area. To work as Mechanic Examiners in the Electrical/Electronic field on the Repair, Maintenance and Calibration of Electrical Indicating and Electronic Instruments. If necessary, preliminary instruction will be given in Measurement and Calibration Techniques.

Applicants should have sound knowledge and experience in the Electrical and/or Electronic field.

Rates of Pay:

348/- rising by 10/- annually to 378/-.

Paid sick leave scheme—Two weeks annual leave in addition to public holidays three weeks after five years service. Prospects after period of qualifying service of establishment in Government service with superannuation benefits.

Good opportunities for promotion for suitably qualified entrants.

Applications are invited from skilled men of British nationality giving details of recognised apprenticeship or experience.

To:

C.E.P.O./I. Arm. Bldg. A.85
Royal Arsenal, Woolwich, S.E.18.

PUBLIC APPOINTMENTS

Ministry of Defence (Army Department), Electrical Test Section, Inspection Test House, Overley Hill, Salop., requires **TECHNICIAN** for direct supervision of skilled industrial staff engaged on the maintenance, repair and calibration of a wide range of electrical/electronic instruments. To assist with the development and manufacture of special equipment to aid inspection.

QUALIFICATIONS. Recognised engineering apprenticeship, with an electronic background. Capable of fault finding on complex circuitry. A knowledge of general laboratory measurements and calibration techniques at DC and LF is desirable. ONC, C. & G. Finals or equivalent.

SPECIAL NOTE. The Test House is due to be transferred to Woolwich in near future.

RATES OF PAY. £945 (age 26)—£1,129 p.a. (National) plus other London Weighting at Woolwich.

APPLICATION FORMS from Manager (PE2289), Ministry of Labour, Professional and Executive Register, Atlantic House, Farringdon Street, London, E.C.4.

1% WIREWOUND RESISTORS

More stable than High Stability Carbon, these resistors are ideal for instruments. Your value wound to order 1ohm to 5000ohms 1%, 3/3; 1/2%, 3/6; up to 20kΩ 1%, 4/6; 1/2%, 4/9. Special prices for quantities of one value, manufacturers' enquiries welcomed.


1/2W 1% HIGH STAB. CARBON RESISTORS

Good stocks held, with most special multimeter values, 2/- each, 10Ω to 10MΩ. Stock list for s.a.e.

High Res. Headphones, 2000Ω, 10/-, p.p. 1/-, 18,000 o.p.v. Multimeter Kit, 65/-.

Multimeters. TK20A, 35/-, p.p. 1/6; EP10K, 71/6, p.p. 2/-; EP20K, 91/-, p.p. 2/-; EP30K, 112/-, p.p. 2/9; EP50K, 155/-, p.p. 2/9. Leather cases EP10K/20K, 24/-; EP50K, 32/-; p.p. 1/6 (post free with meter).

S.A.E. further details.
PLANET INSTRUMENT CO.
25(W), DOMINION AVENUE, LEEDS 7



**BEGINNERS GUIDE
TO ELECTRIC WIRING**

J. H. M. Sykes, Assoc.I.E.E.

Covers the complete design and layout of electrical installations likely to be needed especially on domestic premises. All recent advances in the field covered, including the ring circuit and off-peak storage heating systems. 180 pages. 81 diagrams. 7 1/2" x 5". 15s.

from your bookseller or by post
16s. 6d. from

GEORGE NEWNES LTD.
Tower House, Southampton St.
London W.C.2

2 METRES 4

The thrills of VHF Amateur Radio! Complete Kit, 70-150 Mc/s, costs only 42/6 (by post, UK, 3/3 extra) also now available, new transistor Short-Wave kit model TR2 10-180 metres, ideal for beginners to Ham radio via simplified "Easy-Build" step-by-step instructions from 79/6. Write today enclosing a stamped addressed envelope for literature and full details. Overseas enthusiasts note we despatch to all parts of the world—local stamp OK for literature. "GLOBE-KING" (Regd.) precision standard products tried and trusted by Amateurs everywhere.

JOHNSONS (Radio)
St. Martins Gate, Worcester

DANE Electronics

39 Barrack Rd. Northampton

SOUND BARGAINS



LAB.80 Transcription Player

Made for the connoisseur, with advanced features including record changing facilities, low-resonance wood pick-up arm, anti-static turntable mat, heavy alloy turntable, magnetic repulsion auto-trip pick-up arm bias compensator and cueing facilities on manual. Less cartridge.

£26.0.0.

SP.25

High quality single player, features include integral cueing device which raises or lowers pick-up at any point on record. Less cartridge.

£11.10.0.

AT.60

Accepted as the automatic turntable foremost in its class. Manual and auto. Less cartridge.

£11.19.0.

3000

Low mass tubular pick-up arm designed for use with high compliance cartridges is special feature of this most efficient model. Stereo with sonotone 9 T.H. cartridge, and Diamond stylus.

£10.10.0.

SRP.12

Extremely compact and inexpensive single player with good performance.

£5.5.0

1000

Automatic model 10" turntable. Exceptional value at very low cost.

£6.19.0.

All above models wired for STEREO.

High Quality Cartridges

Acos GP.83 Stereo 11/6
Acos GP.73 Stereo 10/-
Acos GP.67 Mono 9/-

SONOTONE 8T less shell 15/-
EV.26 with shell and Diamond stylus 30/-
As above with Sapphire 25/-

NEW! AIWA RADIOS made in Japan

AR/132 10 Transister AM/FM £9.19.6
AR/810 8 Transister. Long, Medium and Short Wavebands. £11.11.0.

All goods fully guaranteed. Post and packing paid.

To DANE ELECTRONICS
39 Barrack Rd. Northampton
I am interested in/please send me

Cheque/P.O. enclosed for.....

P.O. No.
NAME

ADDRESS

PADGETTS RADIO STORE

OLD TOWN HALL,
LIVERSEDGE, YORKS.

Telephone: Cleckheaton 2866

New Boxed 14 inch tubes MW36/24 37/6.
Carriage 10/-.

New Returned Seconds AW43/88, 37/6.
Carriage 10/-.

Small Model Makers Motor 1 1/2 inches x 1 1/2
28 Volts D.C. will run from 12 Volt. 5/-, Post 1/9.
Also small Blower Fan 7/6. Post 1/9.

New Boxed Tube Unit, CR. 100. Complete
with Two small CRT Tubes VCRX393 and
VCRX298. Plus 21 small valves and 0-1ma meter.
Relays removed, 57/-, Carr. 10/-.

Reclaimed Tubes. Six months' guarantee.
AW43/90, 30/-, MW43/90, 30/-, MW43/69, 30/-,
CRM172, 30/-, CRM142, 17/-, 12in. Tubes 10/-,
17in. Tubes perfect but without guarantee,
17/- each. Carriage on any tube in G.B., 10/-.

Specially Selected Nearly New Valves
with 6 months' guarantee. Single valves.
Post 7d.

PY33	6/-	807	5/-	EF91	2/-
PCC84	5/6	ARP12	1/6	6K7	1/9
PCF80	5/6	ECL80	3/6	6K8	2/-
PL36	6/-	ECC83	5/-	6V6	1/9
PL81	5/6	ECC82	4/3		

VALVE LIST

Ex. Equipment. 3 months' guarantee.
Single Valves, Post 7d.

EF80	1/6	KT36	5/-	6F14	5/-
ECL80	1/6	PCF80	2/-	10C2	5/-
EF91	9d.	PCC84	2/-	10P13	2/6
EB91	9d.	PCL32	4/-	10P14	5/-
EBF80	3/-	PCL33	3/-	20D1	2/-
ECC81	3/-	PCL34	3/-	20L1	5/-
ECC82	3/-	PCL85	3/-	20P1	4/-
ECC83	4/-	PZ80	5/-	20P4	8/6
EL84	5/-	PY81	1/6	U801	8/6
EY51	2/6	PY82	1/6	U329	5/-
EP60	1/-	PL81	4/-	U901	5/-
EY36	5/-	PL36	5/-	U191	5/-
6K25	5/-	PY33	5/-	U281	5/-
6U4	5/-	6B8	1/6	U282	5/-
6P25	5/-	6F1	1/6	U25	5/-

Special Offer. Bush TV56 17in. 13-channel
TV Sets in good working order fitted with
good tube. Cabinet condition fair. 28.
Carriage 10/-.

Untested 17in. TV Sets, complete, fitted with
all BBC and ITV coils, 50/-, Carriage 10/-.
New Jap Earpieces complete with lead and
plug, 3 ohms 3 or 5mm., 1/11 or 20/- per doz.
Post Free.

Diodes. Top grade. No duds 3/- per doz.
Post Paid.

Perfect Speakers removed from T.V. sets.
Round 8in., 6/-, Rola 6 x 4, 3/-, Goodmans
7 x 4, 5/-, 6in. Round, 3/-, Philips 5in. Round,
3/-, Plus Post on any Speaker 2/9. 6 x 4, 6in.
and 5in. Round Speakers, 6 for 20/-, Post
Paid.

NEW VALVES!

Guaranteed Set Tested

24 HOUR SERVICE

1R5	4/-	DL33	6/6	EL33	6/3	PY82	4/9
185	3/9	DL85	4/9	EL41	7/6	PY83	5/3
1T4	2/9	DL92	4/3	EL84	4/6	PY800	5/11
384	4/3	DL94	5/-	EM81	6/6	R20	12/6
3V4	5/-	DL96	5/11	EY61	5/11	U25	8/3
6Y3GT	4/6	DY36	6/3	EY36	5/9	U26	8/6
6K7G	1/3	DY87	6/9	EZ40	5/6	U191	9/6
6K8G	3/3	EABC80	5/6	EZ80	3/9	U301	10/6
6V6G	3/-	EBC41	6/3	EZ81	4/3	U801	14/9
10C2	11/-	EBF80	5/9	KT61	6/3	UABC80	5/-
20L1	11/6	EBF89	5/9	N78	14/6	UAF42	6/11
20P3	3/10/6	ECC81	3/3	PCC84	5/6	UBC41	6/6
20P4	13/-	ECC82	4/6	PCC89	8/6	UBF80	5/6
30FL1	9/3	ECC83	4/6	PCF80	6/3	UBF89	5/9
30L15	9/9	ECC85	5/3	PCF82	5/9	UCC84	7/11
30P4	11/6	ECL35	5/9	PCF805	8/-	UCC85	6/-
30P19	11/6	ECL42	7/9	PCL32	6/6	UCC82	7/-
30PFL1	10/6	ECC81	5/6	PCL33	6/3	UCF80	8/3
DACS2	6/9	ECL80	5/11	PCL84	7/6	UCH42	7/9
DAF91	3/9	ECL82	6/6	PL36	9/3	UCH81	6/-
DAF96	5/11	ECL56	8/-	PL81	6/6	UCL82	7/-
DF33	7/6	EF39	3/6	PL82	5/-	UF41	6/6
DF81	2/9	EF41	4/9	PL83	5/11	UF89	5/6
DF96	5/11	EF50	4/3	PL84	9/-	UL41	7/9
DK32	7/-	EF85	5/-	PY32	8/9	UL84	5/9
DK91	4/-	EF86	6/6	PY33	8/9	UY41	4/9
DK92	7/9	EF89	4/3	PY80	4/9	UY85	4/9
DK96	6/3	EF91	3/9	PY81	5/-		

Postage on 1 valve 9d. extra. On 2 valves or more,
postage 6d. per valve extra. Any parcel insured against
damage in transit 6d. extra. Office address, no callers.

GERALD BERNARD
83 OSBALDESTON ROAD
STOKE NEWINGTON LONDON N.16

SWLs • SWLs • SWLs • SWLs

Hark! Hark!

—the DX is calling!



Special RX tuner
4 1/2" x 3 1/2" x 3 1/2"

JOYSTICK Variable Frequency ANTENNA SYSTEM

This revolutionary and pat. pend. aerial system
possesses the unique property of an even response
over all frequencies between 1.4-30 Mc/s.
Every JOYSTICK Aerial System is supplied
complete with feeder and an aerial matching unit.
Just connect your RX—it is ready to go and
gives an unprecedented 'lift' to signal strengths
especially for 'dip' and 'cave' dwellers—EVEN
FROM UNDERGROUND! Naturally the
advantages of using the 'JOYSTICK' 'up-in-the-
clear' are even greater!
4,000 Joystick aeriels all over the world have
already shown that this is the first major break-
through for 20 years in the field of aeriels. The
performance for such a compact unit (7.6in.
assembled) is staggering. Even the sceptics have
been convinced once they have understood the
basic principles and have followed the simple
'tune-up' procedure given in the detailed in-
structions.

New Joystick Range

There is now a whole new range of Joystick Aerial
Systems—made to match your QTH, your rig and
your pocket! The SYSTEMS cover SWL, TX, RX,
indoor and outdoor, mobile and even a new
JOYMAST! Made only in the finest materials the
SYSTEMS are reliable and permanent! Read all
about them in our new brochure:—

GUARANTEE: Partridge operate a rigid, 100%
Money Back Guarantee if you're not completely
satisfied!

Read testimonials from all over the world!
"Four different receivers showed improved
performance over a dipole" reports the U.S.A.
C.Q. Magazine.

"Excellent results, Australia, Ceylon, South
Africa at good strength although lately reception
conditions have been poor." W. Cummings,
Lossiemouth, Scotland.

WASLEM—Henry Wilkins III of Houston
Texas, writes: "The Joy-stick really surprised me:
it really works like you said it would... I took all
my dipoles down."
L.G. Bigden, Leighton Buzzard: "I cannot speak
too highly of my internal Joystick which con-
tinues to give most excellent reception."
G8UGB—A. Woffenden, Bristol: "I have used
the Joystick for some months now and am more
than pleased with its performance... extremely
good reports on 160M and 80M."

READ ALL ABOUT IT!

This ticket will bring you the new brochures by
return of post!

PARTRIDGE ELECTRONICS LTD.
Caister House, Prospect Road,
Broadstairs, Kent Tel. THANET 62535

NAME

ADDRESS

P.W.8

1/2 PRICE SPECIAL RADIO CHASSIS OFFERS

HI-FI CONTINENTAL
STEREOPHONIC RADIOGRAM CHASSIS



Magnificent 'Continental' Stereophonic Radiogram Chassis with piano key switches, built-in ferrite rod aerial. Complete with two 10" elliptical loudspeakers, plus a mono/stereo 4-speed autochanger. Complete £29.19.6. Chassis only 19½ gns.

Special terms available of £7.10.0 deposit followed by 18 monthly payments of £1.9.1 (total H.P. of £33.13.6) + 15/- P. & P. Send £8.5.0 now.

IMPERIAL HI-FI
STEREOPHONIC RADIOGRAM CHASSIS



The Imperial Stereophonic 4 waveband chassis has the most advanced specifications ever offered in this country. There is a built-in ferrite rod aerial, seven piano key buttons. Long-Medium-Short and VHF bands. Complete with two 10" loudspeakers plus a mono-stereo 4 speed automatic record changer. Complete £41.9.6. Chassis only 29½ gns.

Special terms available of £10.7.6 deposit followed by 24 monthly payments of £1.11.8 (total H.P. £48.7.6) + 17/6 P. & P. Send £11.5.0 now.

HI-FI EMPRESS RADIOGRAM CHASSIS



This fabulous 'Empress' Hi-Fi radiogram chassis is offered complete with 10" loudspeaker plus 4 speed autochanger. At only £24.3.0. This is the bargain of the year. Chassis only 15½ gns.

Special terms available of £6.3.0 deposit followed by 18 monthly payments of £1.3.4 (total H.P. £27.3.0) + 15/- P. & P. Send £6.18.0 now.

All Lewis Radio equipment including valves are fully guaranteed for one year. Send your cheque or P.O. today while stocks last to Dept. P.86.

LEWIS radio

LEWIS RADIO, 100, CHASE SIDE, SOUTHGATE
LONDON, N.14. Telephone: PAL 3733/9666

RADIO AMATEUR HANDBOOK

40/- by A.R.R.L. 2/6

TRANSISTOR ETCHED-CIRCUIT PROJECTS by J. Kyle. 24/- Postage 1/-.

TRANSISTOR ELECTRONIC ORGANS FOR THE AMATEUR by A. Douglas and S. Astley. 18/- Postage 1/-.

KNOW YOUR SQUARE-WAVE & PULSE GENERATORS by R. G. Middleton. 21/- Postage 1/-.

CIRCUITS FOR AUDIO & TAPE RECORDING by F. C. Judd. 7/6. Postage 1/-.

TELEVISION SERVICING HANDBOOK by G. J. King. 35/- Postage 1/6.

TAPE RECORDER SERVICING MANUAL by H. W. Hellyer. 63/- Postage 2/-.

UNDERSTANDING AMATEUR RADIO by A.R.R.L. 18/- Postage 1/6.

TRANSISTOR POCKET BOOK by G. R. Hibberd. 25/- Postage 1/-.

COMPLETE CATALOGUE 1/-

THE MODERN BOOK CO.

BRITAIN'S LARGEST STOCKISTS
of British and American Technical Books

19-21 PRAED STREET
LONDON, W.2

Phone: PADDINGTON 4185

Open 6 days 9-6 p.m.

GO AROUND THE WORLD
GO A.F.N. FREE
TELEPHONIC
SECRETS
MOSKOW

396
Pat. App. For

£2
POST FREE

On your own
TRANSISTOR PORTABLE!

- ★ Boosts Pirate and distant stations.
- ★ No Plugs—No Connections! Just place Dewtron Wave Trap near radio.
- ★ Extends Battery life — reduces 'fading'.
- ★ Use in car, caravan, without aerial. With PP3 battery (life several months).

D.E.W. LTD., Dept. P.W., Ringwood Road,
FERNDOWN, Dorset.

ABC'S OF SILICON CONTROLLED RECTIFIERS

By LYTEL 16/- P. & P. 1/-

Electronic Corrosion Control for Boats by Lenk. 22/6. P. & P. 1/-.

Transistor Specification and Substitution Handbook by Techpress. 15/- P. & P. 1/-.

Transistor Car Ignition Systems Handbook by Ward. 22/6. P. & P. 1/-.

World Radio 7 T.V. Handbook by Johansen. 28/- P. & P. 1/-.

Amateur Radio Call Book 1966 by R.S.G.B. 6/- P. & P. 8d.

ABC's of Electronic Test Equipment by Smith. 16/- P. & P. 1/-.

Where possible 24 hours service guaranteed.

UNIVERSAL BOOK CO.
12 LITTLE NEWPORT STREET
LONDON, W.C.2
(adjoining Lisle Street)

6 VALVE AM-FM TUNER UNIT



Med. and VHF
190m-550m., 86
Mc/s.-103 Mc/s.,
6 valves and
metal rectifier.
Self-contained
power unit A.C.

200/250V operation. Magic-eye indicator, 3 push-button controls, on/off, Med., VHF. Diodes and high output sockets with gain control. Illuminated 2-colour perspex dial 1 1/2in. x 4in. chassis size 1 1/2in. x 4in. x 5 1/2in. A recommended Fidelity Unit for use with Mullard "3-3" or "5-10" Amplifier. Bargain Price. Complete kit of parts, inc. Power Pack as illustrated, £10.19.6. Carr. 7/6. Ditto less Power Pack, £9.19.6. Carr. 7/6. Circuit and Const. details, 4/6. Free with kit.

MULLARD "3-3" & "5-10" HI-FI AMPLIFIERS

3 OHM AND 15 OHM OUTPUT. "3-3" Amp. 3-valve, 3 watt Hi-Fi quality at reasonable cost. Bass Boost and Treble controls, quality sectional output transformer, 40 c/s-25 kc/s 1-dB. 100mV for 3W, less than 1% distortion. Bronze escutcheon panel. Complete Kit only 7 gns. Carr. 5/-. Wired and tested £8.10.0.

MULLARD "5-10" AMPLIFIER. 5 valves 10W, 3 and 15 ohms output, Mullard's famous circuit with heavy duty ultra-linear quality output tr. Basic amplifier kit price £9.19.6. Carr. 7/6. Ready built 11 gns.

2-VALVE PRE-AMP. UNIT. Based on Mullard's famous 2-valve (2 x EF89) circuit with full equalisation, with volume, bass, treble and 2-position selector switch. Size 9in. x 6in. x 2 1/2in. Complete kit 6 gns. Ready built, £7.19.6. Carr. 3/6.

CO-AX 80 OHM CABLE. High grade low loss Cellular air spaced Polythene—1in. diameter. Stranded cord. Famous manufacturers. Now only 6d. per yard.

Bargain Prices—Special lengths:

20 yds. 9/- P. & P. 1/6. 40 yds. 17/6. P. & P. 2/-.

60 yds. 25/- P. & P. 3/-.

Co-ax Plugs 1/- Sockets 1/-.

Compier: 1/3. Outlet boxes 4/6.

VOLUME CONTROLS—5K—2 Meg ohms. 3in. SPINDLES, MORGANITE MIDGET TYPE 1 1/2in. dia. GUAR. 1 year LOG or LIN ratios, less Sw. 3/6. D.P. Sw. 5/-. Twin Stereo less Sw. 7/6. 100K to 2M/ohm with D.P. Sw., 9/6. Some log/anti log values less Sw., 9/-.

TYGAN FRET (Contem. pat.) 12in. x 12in., 2/-; 12in. x 18in., 3/-; 12in. x 24in., 4/- etc.

VYMAR varied patterns 2/- sq. ft.

RESISTORS—Modern ratings full range 10 ohms to 10 megohms. 20% 1/4 w. 3d. ea., ditto 1 w. 6d. ea., 2 w. 9d. ea., 10% 1/2 w. 4d. ea., 5% Hi-stab., 1/2 w. 6d. ea. (below 100 ohms and over 1 meg. 9d. ea.). 1% Hi-stab., 1/2 w. 1/6 ea. (below 100 ohms 2/- ea.).

WIREWOUND. 25 ohm to 10K. 5 w. 1/3. 10 w. 1/6. 15 w. 2/-.

BONDACOUST Speaker Cabinet Acoustic Wadding. Approx. 1in. thick, 18in. wide, any length cut, 2/3 ft. 6/- yd.

CONDENSERS Silver Mica. All values, 2 pF to 1,000 pF, 6d. each. Ditto ceramics 8d. Tub. 450v. 2 T.C.C. 6c. 001 mFd., 01 and 1 350 v. 9d. 02-500 v. 1/- .25 Hunsis 1/6. 5 T.C.C. 1/9, etc. etc.

CLOSE TOL. S/MICAS, 10%, 3 pF, 500 pF 8d. 600-5,000 pF 1/- .1% 2 pF-100 pF 9d. 100-500 pF 11d. 575 pF-5,000 pF 1/6.

ENAMELLED COPPER WIRE—NEW PRICES. 2 oz. reels 14g-20g, 3/-; 22g-25g, 3/6; 36g-38g, 4/9; 39g-40g, 5/- etc.

ALUMIN. CHASSIS. 18g. plain, undrilled, folded 4 sides, 2in. deep, 6in. x 4in., 4/6; 8in. x 6in., 5/9; 10in. x 7in., 6/9; 12in. x 6in., 7/6; 12in. x 8in., 8/- etc.

ALUMIN. SHEET. 18g. 6in. x 6in., 1/-; 6in. x 9in., 1/6; 6in. x 12in., 12/-; 12in. x 12in., 4/6, etc.

EMPTY TAPE REELS (Plastic)

PLASTIC REEL CONTAINERS

ELECTROLYTICS ALL TYPES NEW STOCK

TUBULAR CAN TYPES

25/25v. 50/12v. 1/9; 50/50v. 100/25v., 2/-; 8/450v. 3/850v., 2/3; 16/30/450v., 5/6; 22/32/450v., 5/6; 34/8/450v., 4/6; 32+32/275v., 4/6; 50+50/350v., 6/6; 60+250/275v., 17/6; 100+300/275v., 12/6.

Transistor Midget types—all values 1 mFd. to 50 mFd., 1/9 ea. 100 mFd., 2/-, 12v.

Only a small selection from our vast stocks. Send for full bargain lists, 3d.



**RADIO
COMPONENT
SPECIALISTS**


Est. 1949

70 Brigstock Rd., Thornton Heath, Surrey.

THE 2188. Terms C.W.O. or C.O.D. Post and Packing up to 40/-, 1/- 1 lb., 1/9; 2 lb., 3/-; 5 lb., 3/9; 5 lb., 4/6. Hours: 9 am-5 pm., 1 pm., Wed.

HI FI

EQUIPMENT CABINETS OF DISTINCTION



Imperial

- Illustrated in this advertisement are two fine cabinets from the Lewis Radio Range.
- These cabinets are just two of a really extensive range.
- Each one carefully made by British Craftsmen and soundly constructed from the best materials available.
- Fill in coupon below to obtain FREE catalogue showing this wonderful range of cabinets.



Lowflex

FREE THE NEW LEWIS RADIO CATALOGUE

Designed to assist your choice of Cabinet.
The New Lewis Radio Cabinet Catalogue—the most comprehensive ever prepared. Sent absolutely FREE!
Please send your FREE cabinet catalogue.

NAME

ADDRESS

..... (Dept. P86)
Capitals please

LEWIS radio

100 Chase Side, Southgate, London
Tel.: Palmers Green 3733/9666

EXTEND YOUR RANGE WITH THESE FAMOUS 'PRACTICALS'



PRACTICAL ELECTRONICS

All you want to know about all branches of electronics. New ideas—new methods—new developments—plenty of fascinating constructional projects to tackle. August issue, on sale July 14th—2s. 6d.



PRACTICAL TELEVISION

Try your hand at building a television receiver—find out about all the latest developments—get wise to every detail of TV construction. It's all in this up-to-the-minute monthly. August issue, on sale July 21st—2s.

ORDER THEM FROM YOUR NEWSAGENT NOW!

R.S.T. VALVE MAIL ORDER CO.

144-146 WELLFIELD ROAD, STREATHAM, S.W.16

Mon.—Sat. 9 a.m.—5.45 p.m.
No Early Closing
Open Daily to Callers
Tel. STR 0199, 1649

All valves brand new and boxed

0A2 5/3	6BH6 7/1	6K7G 1/6	7Y4 5/1	20F2 11/1	78 4/6	DK32 7/9	ECH21 19/1	EM84 6/1	PCF89 10/1	S130 12/6	UL84 5/6
0C3 5/3	6BJ6 7/8	6K7GT 4/6	9BW6 3/1	20L1 15/1	80 5/1	DK91 5/1	ECH35 13/1	ESU15027/6	PCF80 6/6	SE4 9/1	UM80 7/1
1A7 7/9	6BQ7A 7/8	6K8M 8/6	10C1 12/6	20P4 14/1	88A2 8/6	DK92 7/9	ECH42 8/1	EY31 6/1	PCF82 6/1	SE41 1/6	UT6 13/6
1D5 8/1	6BR7 10/6	6K8G 3/1	10C2 12/1	20P5 12/1	150B2 14/6	DK96 6/6	ECH81 5/6	EY86 6/8	PCF84 8/1	SE61 1/1	UT7 13/6
1E3 7/6	6BS8 7/6	6K8GT 8/8	10F1 12/6	22A6 6/1	150P4 12/6	D170 7/1	ECH82 6/6	EZ35 4/6	PCF86 8/6	SE25 16/6	UT9 3/1
1LD5 5/1	6BS7 15/1	6K25 20/1	10F2 8/1	25L6GT 4/6	801 5/1	DL92 4/6	ECH80 6/6	EZ40 5/6	PCF801 9/9	SU2150 13/6	UY21 7/6
1N5GT 8/1	6BW6 8/6	6L1 9/6	10F3 8/1	25Y9 6/1	807 7/9	DL93 3/6	ECH82 6/6	EZ41 6/1	PCF802 9/9	T41 9/1	UY41 4/6
1R5 5/1	6BW7 8/6	6L6G 7/1	10F18 9/1	25Z4 6/3	813 80/1	DL94 6/1	ECH83 8/1	EZ80 5/6	PCF805 10/6	TDD4 7/1	UY84 4/6
1R4 5/1	6C4 1/9	6L18 7/6	10L1 10/1	25Z5 7/7	866 10/1	DL95 6/6	ECH86 8/6	EZ81 3/6	PCF806 12/6	TH41 25/1	YMP4G 17/1
1R5 3/8	6C3G 4/1	6C7G 6/6	10LD11 10/1	25Z6 8/6	954 4/1	DL96 6/1	EY9 20/1	GZ30 3/6	PCF808 12/6	U10 7/1	YP4B 8/6
1T4 2/6	6C6 3/9	6C7GT 9/1	10P13 12/6	28D7 5/1	1825 5/1	DM70 5/1	EF96 3/1	GZ32 9/1	PCL82 6/6	U14 7/1	YK105/305/1
3A4 3/6	6C8G 6/1	6SA7 7/1	30C1 6/6	4022AR 15/1	4022AR 15/1	DY86 7/7	EF37A 9/6	GZ34 9/9	PCL83 8/1	U19 30/1	YR150/305/1
3Q4 6/6	6C8G 22/6	6C8C 6/6	30C15 5/6	5783 10/6	5783 10/6	DY87 7/7	EF99 5/1	KT36 22/6	PCL84 7/7	U25 10/1	YT25 29/1
3Q5 6/6	6C8G 8/1	6S67 4/1	30C17 12/1	7193 1/6	7193 1/6	EB8CC 14/1	EF41 6/6	KT61 17/6	PCL85 7/3	U26 10/1	YT26 29/1
384 4/9	6CW4 14/1	6SH7 2/6	30P5 9/1	7475 2/6	7475 2/6	EABO 2/1	EF60 2/1	KT66 20/1	PCL86 5/9	U78 3/6	YU111 59/1
3V4 6/1	6D6 2/9	6S37 5/1	30P11 10/6	ATP4 1/9	EABCO80 5/6	EABCO80 5/6	EF80 4/6	KT81 10/1	PEN4A 20/1	U191 11/6	YU120 9/1
5R4G 8/6	6E5 5/9	6SK7GT 4/9	30L15 12/1	BAF42 7/6	EF85 4/6	KT88 23/1	EF85 4/6	KT88 23/1	PEN4B 20/1	U251 11/6	YU508 25/1
5U4G 4/1	6F1 9/1	6SL7GT 4/9	30L17 12/6	ATP7 4/6	EB41 4/6	EF86 6/6	EF86 6/6	KTW61 4/3	PEN45 6/1	U301 12/6	W81M 5/6
5V4G 8/1	6F5G 5/1	6SN7GT 4/1	30P12 10/1	AU2 80/1	EB91 3/1	EF89 4/1	EF89 4/1	KTZ41 4/1	PEN46 2/9	U403 6/6	X78 26/6
5Y3GT 4/6	6F6G 4/1	6SQ7 6/1	30P19 14/1	AU5 6/1	EBCC33 6/1	EF91 2/9	ML4 17/6	ML4 17/6	PCL86 9/6	U801 18/6	X79 41/1
5Z4 10/8	6F8G 4/6	6U4GT 10/1	30P11 11/1	AZ1 8/9	EBCC41 6/6	EF92 2/6	ML6 12/6	PL81 7/1	UABCO80 5/6	U81 18/6	XH1-5 5/6
6/30L2 10/1	6F11 12/6	6U5G 7/6	30P13 12/6	AZ31 7/9	EBCC90 3/6	EF98 10/1	MSF4 12/6	PL82 6/1	UAF42 7/1	U81 18/6	XPI-5 5/6
6A7 15/1	6F13 5/1	6V6M 8/1	30P14 12/6	CB121 23/6	EBF30 5/1	EF183 6/6	MU14 4/1	PL83 6/1	UBC41 6/6	U81 18/6	XSG1-5 10/1
6A5G 12/6	6F14 12/6	6V6G 6/6	12J7GT 7/3	35A5 17/1	CK502 5/3	EBF83 7/3	EF184 6/6	MX40 12/6	PL84 6/3	UBC81 7/1	Y63 7/6
6A7 3/1	6F23 9/6	6V6GT 7/1	12K7GT 3/1	35L6 5/9	CL33 12/6	EBF89 5/9	EL32 3/1	N37 10/1	PL500 14/6	UBF89 5/9	Yubes
6A8.5 4/6	6G6 2/6	6X4 3/6	12K8GT 3/8	35W4 4/9	CY31 10/1	EBL1 17/6	EL33 17/6	N78 15/1	PX4 18/6	UBF99 5/3	3EG1 40/1
6AL5 3/1	6H6 1/3	6X5G 4/9	12S47 3/6	35Z2 10/1	DAC32 7/6	EBL21 10/6	EL34 9/6	N108 15/1	PY33 3/6	UCO84 8/6	3FP7 13/6
6AM6 2/6	6J5M 6/6	6X5GT 7/6	12S47 3/6	38Z4GT 3/9	DAF91 3/3	EBL31 27/6	EL41 7/3	NGT1 3/1	PY81 5/6	UCO85 8/6	3CP1 20/6
6AM8 2/9	6J53 2/6	7B6 11/1	12S47 3/6	35Z6 5/6	DAF96 6/1	EBCC1 3/3	EL42 7/6	NGT7 25/1	PY82 5/6	UCO86 8/6	ACV1526 40/1
6AQ5 8/1	6J5GT 4/6	7B7 7/1	12S7 2/9	37 3/1	DCS90 8/1	EBCC2 5/1	EL43 4/6	OZ4 4/1	PY83 6/1	UCH42 7/1	ACV1526 40/1
6AS7 22/6	6K6 3/1	7C5 10/1	12S7 2/9	42 4/6	DF38 8/1	EBCC3 4/6	EL90 6/1	PC88 10/1	PY800 5/9	UCH81 6/3	£39.00
6AT6 3/6	6J7M 8/6	7C6 6/1	12SK7 2/9	50B5 6/8	DF70 5/1	EBCC4 5/6	EL95 6/1	PC88 9/3	PY801 6/3	UCL22 8/9	VCR97 27/6
6AV6 6/1	6J7G 4/3	7D5 8/1	12S7 2/9	50C5 6/8	DF91 2/6	EBCC5 5/9	EM34 12/6	PC97 7/1	R2 4/1	UCL28 8/9	VCR5173
6B8G 2/9	6J7GT 8/6	7H7 5/1	12S7 2/9	50CD6G 35/1	DF92 2/6	EBCC8 8/9	EM80 6/1	PC84 5/6	R19 7/1	UF41 7/1	30/1
6BA6 4/6	6K6GT 8/1	7E7 18/6	19A05 7/6	60L6GT 6/1	DF96 22/1	EBF80 6/1	EM81 7/1	PC89 9/6	R65/500 59/1	UF89 6/1	VCR5176 30/1
6B88 4/9	6K7M 5/1	787 18/6	20D1 10/1	75 5/1	DB77 3/6	EBF82 6/1	EM81 7/1	PC89 9/6			

SPECIAL 24 HOUR SERVICE
OBSOLETE TYPES A SPECIALITY
QUOTATIONS FOR ANY VALVE NOT LISTED
Postage 6d. per Valve C.W.O. No C.O.D.
Send S.A.E. for list
Manufacturers and Export Inquiries Welcome

Special 24 Hour
Express Mail
Order Service

DAF91, DF91, DE91, DL92, DL94	Set of 4 19/-		
DAF96, DF96, DK96, DL96	Set of 4 25/-		
BRAND NEW TRANSISTORS			
AF114 9/1	OC35 9/6	OC77 8/1	OC82D 6/1
AF115 7/1	OC44 4/6	OC81 4/1	OC83 6/1
AF116 8/1	OC45 4/6	OC81m/pr 4/1	OC170 7/6
AF117 5/6	OC71 4/6		OC200 8/1
OC25 11/1	OC72 6/1	OC81D 12/6	
OC28 18/1	OC75 6/1	OC82 6/1	

PLEASE NOTE OUR NEW ADDRESS

SURBITON PARK RADIO

AMPLIFIERS - TUNERS Selection

ARMSTRONG 221 10-10 watts Stereo, Mag PU and Filter	Cash £33.15.0
Or Dep. 135/- and 8 m. p.ymts. 49/6	(H.P. Price £36.9.0)
ARMSTRONG 222 10-10 watts Stereo Amplifier	Cash £37.10.0
Or Dep. 120/- and 12 m. p.ymts. 49/6	(H.P. Price £39.14.0)
ARMSTRONG 224 P.M. TUNER Powered	Cash £32.10.0
Or Dep. 90/- and 12 m. p.ymts. 33/-	(H.P. Price £34.6.0)
ARMSTRONG 223 AM/FM TUNER Powered	Cash £38.15.0
Or Dep. 115/- and 12 m. p.ymts. 42/2	(H.P. Price £41.1.0)
ARMSTRONG 127 MONO 5V7 with AM/FM	Cash £36.10.0
Or Dep. 106/- and 12 m. p.ymts. 38/10	(H.P. Price £38.12.0)
ARMSTRONG 127 STEREO as above Stereo amp.	Cash £37.10.0
Or Dep. 150/- and 12 m. p.ymts. 55/-	(H.P. Price £40.10.0)
ARMSTRONG 227 MONO 10W amp. with AM/FM	Cash £35.15.0
Or Dep. 147/- and 12 m. p.ymts. 58/10	(H.P. Price £39.13.0)
ARMSTRONG 227 STEREO as above with Stereo Amp.	Cash £52.15.0
Or Dep. 211/- and 12 m. p.ymts. 77/4	(H.P. Price £55.19.0)
ARMSTRONG 226 STEREO as above, but Mag. P.U. Filter	Cash £61.0.0
Or Dep. 260/- and 12 m. p.ymts. 88/-	(H.P. Price £65.16.0)
Teak Cases for all Armstrong Units	£3.10.0

MOTORS - PICK-UPS Selection

GARRARD SRP10 Mono	Cash £5.10.0
GARRARD Model 1000 Mono	Cash £27.10.0
Or Dep. 34/- and 6 m. p.ymts. 26/-	(H.P. Price £29.10.0)
GARRARD Model 3000 Stereo Lightweight arm	Cash £11.11.0
Or Dep. 47/- and 8 m. p.ymts. 25/6	(H.P. Price £12.11.0)
GARRARD S.P.25 Less cart., Single player	Cash £12.10.0
Or Dep. 50/- and 8 m. p.ymts. 27/6	(H.P. Price £13.10.0)
GARRARD AT60 Less cart., Heavy table	Cash £13.0.0
Or Dep. 52/- and 12 m. p.ymts. 19/-	(H.P. Price £14.0.0)
GARRARD LAB80 Push button oper., less cart.	Cash £27.10.0
Or Dep. 110/- and 12 m. p.ymts. 40/8	(H.P. Price £29.14.0)
GARRARD 401 Transcription table. No arm	Cash £23.10.0
Or Dep. 130/- and 12 m. p.ymts. 47/8	(H.P. Price £25.2.0)
GOLDRING G46 Mono Single Player	Cash £11.11.0
Or Dep. 47/- and 8 m. p.ymts. 25/6	(H.P. Price £12.11.0)
GOLDRING GL68 Less cart. Pickup lift	Cash £19.10.6
Or Dep. 78/6 and 12 m. p.ymts. 28/7	(H.P. Price £21.1.6)
GOLDRING GL70 Less cart., PU. lift. Heavy table	Cash £22.15.6
Or Dep. 120/6 and 12 m. p.ymts. 43/9	(H.P. Price £23.5.8)


TERMS: C.W.O. or C.O.D. ALL ITEMS CARRIAGE FREE
Leaflets available upon receipt of 6d. stamp

48-50, Surbiton Road, Kingston-on-Thames, Surrey
Phone KIN. 5549 Hours 9 a.m. to 6 p.m. daily (1 p.m. Weds.)

GUITAR AMPLIFIERS

with TREMOLO

12 months' guarantee (valves 3 months)



Five jack socket inputs with four separate mixing volume controls. High gain of 10 millivolts makes it suitable for all types of guitars and microphones. Separate Bass and Treble controls. Master gain control. Tremolo speed and depth controls. Remote tremolo switch socket, 7.5 and 15 ohms outputs. 30 and 50 watt valves ECC83, ECC83, EL84, EL84, EZ81. Two extra valves ECC85 used in the tremolo circuit. Tremolo operates on one input only. Black and gold front panel (fitted tremolo type only at present). Chassis finished silver grey hammer.

50 watt with tremolo	£21.17.6
50 watt less tremolo	£19.10.0
30 watt with tremolo	£16.17.6
30 watt less tremolo	£14.10.0
15 watt with tremolo	£13.17.6
15 watt less tremolo	£11.10.0

Add carriage 10/- any amplifier. Credit terms arranged. Descriptive leaflet free, stamp appreciated. Suitable speakers, Bakers 12in. Guitar L.S.-5, 6ins, Bakers 15in. Group 50 L.S.-15, 8 ins. Carriage free.

Cash with order only, regret no C.O.D. "No trade or export"

STROUD AUDIO
CASHES GREEN ROAD, STROUD, GLOS.
Stroud 783

Head Office and Warehouse
 44A WESTBOURNE GROVE
 LONDON W2
 Tel. PARK 5641/2/3

Z & I AERO SERVICES LTD.

Retail Shop
 85 TOTTENHAM COURT ROAD
 LONDON W1
 Tel. LANgham 8403
 Open all day Saturday

Please send all correspondence and Mail-Orders to the Head Office

When sending cash with order, please include 2/6 in £ for postage and handling
 MINIMUM CHARGE 1/6. No C.O.D. orders accepted

Please write for full catalogue

First Quality Fully Guaranteed



ELECTRONIC VALVES

0A2	6/-	6AF4	10/-	6CW4	12/-	6U4GT	10/6	ECL83	9/6	EY87	8/-	PCL801	12/-	U191	11/6
0A3	11/-	6AF6G	11/-	6CY5	10/-	6U8	7/6	ECL84	12/-	EY91	3/-	PEN45	7/-	U201	6/6
0B2	6/-	6AG5	2/6	6CY7	11/-	6V8	9/-	EZ46	9/6	EZ45	5/6	PEN45D	7/-	U251	13/6
0B5	6/-	6AG7	6/-	6V8G	5/-	6V8G	5/-	EZ46	7/6	EZ46	7/6	PEN46	12/-	U282	14/-
0C2	14/-	6AK6	10/-	6D3	7/6	6V6GT	7/6	EF87A	8/-	EZ41	8/-	PEN46	6/-	U301	12/6
0C3	6/-	6AK5	5/6	6D4	15/-	6W5C	7/6	EF89	5/6	EZ80	5/6	PEN220A	8/-	U403	7/6
0D3	5/-	6AK6	7/-	6D6	3/-	6X4	4/-	EF40	10/-	EZ81	5/6	PEN383	7/-	U404	6/-
1A3	6/-	6AL5	3/-	6D06	12/6	6X5	7/-	EF41	8/6	EZ90	4/-	PEN383	7/-	U401	15/-
1A5GT	5/-	6AM5	2/6	6D06	6/-	6X5GT	6/-	EF42	8/-	G55/1K	18/-	PEN384	10/-	U401	15/-
1A7GT	8/-	6AM6	4/-	6D06	11/-	6Y6G	10/-	EF50	2/-	GD36W	10/-	PEN384	7/-	U401	15/-
1B3GT	7/-	6AN4	15/-	6EA8	11/-	6Z4	5/-	EF55	8/-	GS10H	40/-	PEN384	7/-	U401	15/-
1C5GT	6/-	6AN8	10/-	6EV5	12/-	7A4	8/-	EF80	5/6	GTE175M	DD	DD	10/8	U401	15/-
1D5	7/6	6AQ4	5/-	6F1	14/-	7A6	7/-	EF85	6/6	GTE175M	DD	DD	10/8	U401	15/-
1D6	8/-	6AQ5	6/-	6F4	30/-	7A7	6/-	EF86	8/-	GU20	75/-	PEN383	7/-	U401	15/-
1G4GT	5/-	6AQ5A	7/6	6F6	5/-	7A8	5/-	EF89	5/6	GZ30	8/-	PL36	10/-	U401	15/-
1G6GT	7/-	6AQ6	6/-	6F6	9/-	7A7	13/-	EF91	4/-	GZ30	18/-	PL36	16/-	U401	15/-
1L4	2/6	6AR6	6/-	6F8G	5/-	7A8	8/-	EF93	5/-	GZ34	10/-	PL81	8/-	U401	15/-
1L6	17/6	6AR8	17/6	6F13	6/6	7B5	10/-	EF94	6/-	HAB050	8/-	PL82	7/6	U401	15/-
1N5GT	8/-	6AS5	5/-	6F14	15/-	7B6	11/-	EF95	5/6	HBC90	5/-	PL83	7/6	U401	15/-
1R4	6/-	6AS8	5/-	6F15	11/-	7B7	7/-	EF96	2/-	HBC91	6/-	PL84	7/6	U401	15/-
1R5	5/-	6AS7G	20/-	6F17	6/-	7C4	4/6	EF98	12/6	HBF93	8/-	PL302	14/-	U401	15/-
1S4	5/-	6AT6	4/6	6F20	10/-	7C5	5/-	EF98	8/-	HBF94	6/-	PL302	14/-	U401	15/-
1T5	4/6	6AV6	6/-	6F23	11/6	7C7	7/6	EF99	5/6	HK90	5/-	PL302	14/-	U401	15/-
1U5GT	6/-	6AW8A	14/-	6F24	12/-	7D3	8/-	EF99	5/6	HK90	5/-	PL302	14/-	U401	15/-
1U4	5/-	6AX4GT	8/-	6F28	10/8	7D5	8/-	EF99	5/6	HK90	5/-	PL302	14/-	U401	15/-
1U5	6/-	6AX5GT	8/-	6F32	8/-	7D8	7/6	EF99	5/6	HK90	5/-	PL302	14/-	U401	15/-
1Y	5/6	6AX6GT	8/6	6F36	8/6	7E3	5/6	EF99	5/6	HK90	5/-	PL302	14/-	U401	15/-
1V2	10/-	6B4G	16/-	6F4	9/-	7E7	10/-	EF99	5/6	HK90	5/-	PL302	14/-	U401	15/-
2X3	5/-	6B5	5/-	6F5G	4/6	7H7	8/-	EF99	5/6	HK90	5/-	PL302	14/-	U401	15/-
2A4G	30/-	6BA6	5/-	6F5GT	4/6	7J7	14/-	EF99	5/6	HK90	5/-	PL302	14/-	U401	15/-
2A6	6/-	6BA7	15/-	6F6	8/6	7K7	10/-	EF99	5/6	HK90	5/-	PL302	14/-	U401	15/-
2A7	7/6	6BA7	15/-	6F7	9/-	7Q7	9/-	EF99	5/6	HK90	5/-	PL302	14/-	U401	15/-
2C26A	5/-	6BC4	17/6	6F7G	5/-	7Q7	13/-	EF99	5/6	HK90	5/-	PL302	14/-	U401	15/-
2CWA	12/-	6BE6	5/6	6F8GT	8/6	7R7	18/-	EF99	5/6	HK90	5/-	PL302	14/-	U401	15/-
2D21	6/-	6BF6	6/-	6K7G	2/-	7Y4	8/-	EF99	5/6	HK90	5/-	PL302	14/-	U401	15/-
2E24	40/-	6BH3	7/6	6K7GT	5/-	7Z4	8/-	EF99	5/6	HK90	5/-	PL302	14/-	U401	15/-
2G21	12/-	6B35	15/-	6K8	8/-	9BW6	7/-	EF99	5/6	HK90	5/-	PL302	14/-	U401	15/-
2X2A	8/-	6B76	8/-	6K25	24/-	9D2	3/6	EF99	5/6	HK90	5/-	PL302	14/-	U401	15/-
3A4	4/-	6B7	7/-	6L1	10/-	10C2	18/-	EF99	5/6	HK90	5/-	PL302	14/-	U401	15/-
3A5	4/-	6BK4	25/-	6L5G	6/-	10D1	7/-	EF99	5/6	HK90	5/-	PL302	14/-	U401	15/-
2A8GT	8/-	6BL7GT	9/-	6L6CG	8/-	10F1	14/-	EF99	5/6	HK90	5/-	PL302	14/-	U401	15/-
3D6	4/-	6B36	7/6	6L7	5/-	10F3	14/-	EF99	5/6	HK90	5/-	PL302	14/-	U401	15/-
3E29	60/-	6B06	11/-	6L18	8/-	10F18	9/-	EF99	5/6	HK90	5/-	PL302	14/-	U401	15/-
3Q4	6/6	6B7A	8/-	6L1	10/-	10L1	7/6	EF99	5/6	HK90	5/-	PL302	14/-	U401	15/-
3B29GT	6/6	6B7	12/-	6P1	11/-	10L13	12/6	EF99	5/6	HK90	5/-	PL302	14/-	U401	15/-
3V4	5/-	6BR5	5/-	6P25	12/6	10P14	13/6	EF99	5/6	HK90	5/-	PL302	14/-	U401	15/-
3S4	6/-	6B87	17/-	6P28	12/6	10Y	15/-	EF99	5/6	HK90	5/-	PL302	14/-	U401	15/-
3Y4GY	9/-	6BV6	9/6	6Q7G	6/-	12A5	10/-	EF99	5/6	HK90	5/-	PL302	14/-	U401	15/-
5T4	5/-	6B87	6/-	6R7	6/-	12A5	3/-	EF99	5/6	HK90	5/-	PL302	14/-	U401	15/-
5U4GB	3/6	6B26	6/-	6R7	7/-	12A7	10/-	EF99	5/6	HK90	5/-	PL302	14/-	U401	15/-
5V4G	9/-	6B27	11/-	6A8A	7/-	12A8GT	5/-	EF99	5/6	HK90	5/-	PL302	14/-	U401	15/-
5X4G	3/-	6C4	2/6	6B7C	9/-	12A06	8/-	EF99	5/6	HK90	5/-	PL302	14/-	U401	15/-
5Y3GT	5/-	6C5	8/-	6B7DGT	5/-	12AD6	8/-	EF99	5/6	HK90	5/-	PL302	14/-	U401	15/-
5Y4G	6/-	6C5GT	6/-	6B7	7/-	12A6E	7/6	EF99	5/6	HK90	5/-	PL302	14/-	U401	15/-
5Z2	7/6	6C6	4/-	6B7G	9/-	12A75	7/-	EF99	5/6	HK90	5/-	PL302	14/-	U401	15/-
6Z4G	3/6	6C8G	6/-	6B7	7/-	12A7	10/-	EF99	5/6	HK90	5/-	PL302	14/-	U401	15/-
6B0L2	11/6	6C9	11/6	6B7K	5/-	12AT6	5/-	EF99	5/6	HK90	5/-	PL302	14/-	U401	15/-
6A7	10/-	6C81	13/-	6B7LGT	5/-	12A7	4/-	EF99	5/6	HK90	5/-	PL302	14/-	U401	15/-
6A8	8/-	6CB6	5/-	6B7GT	4/6	12AU6	6/-	EF99	5/6	HK90	5/-	PL302	14/-	U401	15/-
6AB4	6/6	6CD6A	17A	6B7	7/-	12AU7	6/6	EF99	5/6	HK90	5/-	PL302	14/-	U401	15/-
6AB7	4/-	6C67	6/-	6B7	7/-	12A7A	6/6	EF99	5/6	HK90	5/-	PL302	14/-	U401	15/-
6AC7	4/-	6C6G	10/-	6B7	7/-	12A7	10/-	EF99	5/6	HK90	5/-	PL302	14/-	U401	15/-
6AD4	12/-	6C6H	8/-	6B7GT	10/-	12A7	7/6	EF99	5/6	HK90	5/-	PL302	14/-	U401	15/-
6AD7G	10/-	6C6L	9/-	6B7S	7/-	12AW6	20/-	EF99	5/6	HK90	5/-	PL302	14/-	U401	15/-

MULTIMETERS
 Type 108-1T; 24 range precision portable meter, 5000 o.p.v.; D.C. Volts: 2.5-10-50-250-500-2500V. A.C. Volts: 10-50-100-250-500-2500V; D.C. current 0.5-5-50-500mA. Resistance 2000-20,000 ohms - 20 ohms megohms. Power output calibration in A.C. for 500 ohms complete. With probes and batteries, £5.5.0.

Type U-1; sensitivity 1000 o.p.v. A.C./D.C. voltage ranges 10-50-250-500-1000V; D.C. current ranges 100-500mA; Resistance ranges 2000-20,000 ohms. Complete with probes and battery, £22.0. P. & P. 7/6.

TRANSISTORS

OC23	17/6	OC78D	6/-	28004	15/-
OC24	22/6	OC83M	7/-	28006	20/-
OC25	12/-	OC83DM	7/-	AC127	9/6
OC26	8/-	OC8	6/-	AC128	8/-
OC28	17/6	OC139	12/-	AF114	9/-
OC29	17/6	OC149	16/-	AF115	7/-
OC36	15/-	OC141	25/-	AF116	8/-
OC38	15/-	OC142	25/-	AF117	6/-
OC42	7/6	OC171	5/-	AF118	12/6
OC44	6/-	OC200	9/6	GET114	5/6
OC45	5/-	OC202	15/-	GET115	8/6
OC70	5/-	OC204	17/6	GET116	12/-
OC71	5/-	OC205	20/-	GET175	9/-
OC72	6/6	OC206	22/6	GET180	10/-
OC73	11/-	2N410	3/6	MAT101	8/6
OC75	6/-	2N412	3/6	MAT101	8/6
OC76	6/-	2N697	13/-	TL166	6/-
OC77	8/-	2N1132	37/-	V3030P	20/-
OC78	6/-	28002	20/-	V3030P	20/-

Complementary pair: One 2N697 and one 2N1132, 50/-.

SiC SILICON JUNCTION RECTIFIERS, HALF WAVE, 3 AMPS D.C.

RS310, 400 pIV, 4/-	RS850, 700 pIV, 7/6
RS320, 250 pIV, 5/-	RS860, 840 pIV, 8/-
RS330, 240 pIV, 6/-	RS870, 980 pIV, 9/-
RS340, 550 pIV, 7/-	RS880, 1120 pIV, 10/-

ZENER DIODES

250mW 10%	BZ111 (60V); BZ13 (80V), 6/6
250mW 5%	OAZ200 (4.7V), 10/-; OAZ201 (5.1V), 9/6
	OAZ202 (5.6V), 6/-; OAZ203 (6.2V), 7/6
	OAZ204 (6.8V), 8/6; OAZ205 (7.5V), 8/6
	OAZ206 (8.2V), 8/-; OAZ207 (9.1V), 8/6
200mW 15%	OAZ208 (4.3V), 8/-; OAZ209 (4.7V), 8/6
	OAZ210 (5.2V), 8/-; OAZ211 (7.5V), 8/6
	OAZ212 (9.1V), 7/6; OAZ213 (12V), 6/6
1.5W 5%	ZN310 (10V), 7/6; ZN320 (20V), 9/6
2.25W 10%	VR425 (4.25V); VR475 (4.75V);
	VR575 (5.75V), all at 6/6
5.25W 10%	VR7A (7.0V); VR11A (11V); VR13A (13.0V)
	VR75A (5.75V), all at 8/-
	OAZ224 (7.0V), 10/-

GERMANIUM POINT CONTACT DIODES

OA5	4/6	OA79	2/6	AAZ12	8/4
OA6	4/-	OA81	2/6	CG4E	2/6
OA7	4/-	OA83	3/-	CG10E	1/6
OA10	8/-	OA86	3/6	CG12E	2/6
OA11	8/-	OA89	3/6	GEX23	1/6
OA71	4/6	OA91	2/6	GEX34	1/6
OA73	1/6	OA95	3/6	GEX54	2/-

TEXAS SILICON FULL-WAVE BRIDGE RECTIFIERS

1B20K10 100 pIV, 2 amps, dimensions 1.4 x 1.4 x .6in. 25/-
1B40K10 100 pIV, 4 amps, dimensions 1.4 x 1.4 x

The following blueprints are available from stock. Descriptive text is not available but the date of issue is shown for each blueprint. Send, preferably, a postal order to cover cost of the blueprint (stamps over 6d. unacceptable) to Blueprint Department, Practical Wireless, George Newnes Ltd., Tower House, Southampton Street, London, W.C.2.

The Strand Amplifier } (Oct. 1962)	5/-	The Celeste 7-transistor Portable Radio } (June 1963)	5/-
The PW Signal Generator }		The Spinette Record Player }	
The Berkeley Loudspeaker Enclosure... } (Dec. 1962)	5/-	Transistor Radio Mains Unit } (June 1964)	5/-
The Luxembourg Tuner }		7 Mc/s Transceiver }	
The PW Troubadour } (June 1962)	7/6	The Citizen (December 1961) }	5/-
The PW Everest Tuner }		The Mini-amp (November 1961) }	5/-
The PW Britannic Two } (May 1962)	6/-	The PT Multimeter (October 1961) P.T. }	5/-
The PW Mercury Six }		The Beginner's Short Wave Superhet (Dec. 1964) }	5/-
Beginner's Short Wave Two } (Nov. 1963)	5/-	The Empire 7 Three-band Receiver (May 1965) }	5/-
S.W. Listener's Guide }		Electronic Hawaiian Guitar (June 1965) }	5/-
Beginner's 10-watt Transmitter } (Dec. 1963)	5/-	Progressive S.W. Superhet (February 1966) }	5/-
Transmitting and Aerial Data }			
P.W. "Sixteen" Multirange Meter } (Jan. 1964)	5/-		
Test Meter Applications Chart }			

★ PLEASE NOTE THAT WE CAN SUPPLY NO BLUEPRINTS OTHER THAN THOSE SHOWN IN THE ABOVE LIST. NOR ARE WE ABLE TO SUPPLY SERVICE SHEETS FOR COMMERCIAL RADIO, TV OR AUDIO EQUIPMENT. ★

Before using the query service it is important to read the following notes:

The PW Query Service is designed primarily to answer queries on articles published in the magazine and to deal with problems which cannot easily be solved by reference to standard text books. In order to prevent unnecessary disappointment, prospective users of the service should note that:

(a) We cannot undertake to design equipment or to supply wiring diagrams or circuits, to individual requirements.

(b) We cannot undertake to supply detailed information for converting war surplus equipment, or to supply circuitry.

(c) It is usually impossible to supply information on imported domestic equipment owing to the lack of details available.

(d) We regret we are unable to answer technical queries over the telephone.

(e) It helps us if queries are clear and concise.

(f) **We cannot guarantee to answer any query not accompanied by the current query coupon and a stamped addressed envelope.**

QUERY COUPON

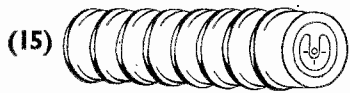
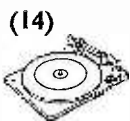
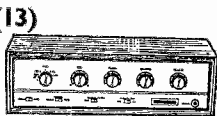
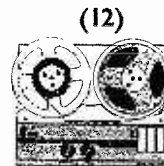

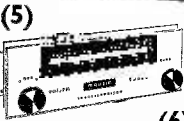

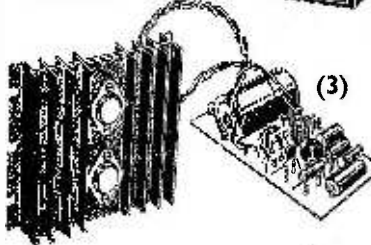

This coupon is available until 4th August, 1966 and must accompany all queries in accordance with the rules of our Query Service.

PRACTICAL WIRELESS, AUGUST, 1966

MANY PRICE REDUCTIONS THIS MONTH



VALVE TRANSISTOR LIST
Send 3d. stamp for New Edition.
All types of Transistors, Scr's, Diodes, etc. Valves and Crystals.



(9) TOURMASTER CAR RADIO

★ 7-Transistor Superhet with RF Stage.
★ Full tuning on Med. and Long waves.
★ 3 watts output. ★ 12 volts +VE earth.
★ Very sensitive and selective. ★ Push button wavechange. Brand new British made with maker's current guarantee. Complete with speaker, baffle and car fixing kit in cartons. Fully guaranteed.

PRICE **£9.90** P.P. 3/-

CATALOGUE

Latest 150-page edition. 5000 Stock Lines. The finest range of components and equipment available. FREE Discount Vouchers. PRICE 6/- P.P.



ASK FOR FREE 4-PAGE NEW STOCK LINES CATALOGUE AND 14-PAGE TRANSISTOR, DIODE, SCR LIST

(1) GLOBEMASTER MW/LW/SW PORTABLE

Full 3-waveband tuning, Pushbutton wavechange. Superhet printed circuit. Black-chromed cabinet 11 x 7½ x 3½in. (SW 17-50 metres). Ear-Record sockets.

TOTAL COST TO BUILD £7.19.6 P.P. 3/6

Large new purchase reduces price

(8) V.H.F. FM TUNER

87/105 Mc/s Transistor Superhet. Geared tuning. Terrific quality and sensitivity. For valve or transistor amplifiers. 4 x 3½ x 2½in.

TOTAL COST TO BUILD £6.19.6 P.P. 2/6

(Cabinet Assembly 20/- extra)

10 AND 20 WATT MONO AND STEREO HI-FI UNITS

(3) POWER AMPLIFIERS. 10 watts RMS output. 100mV input, 30 c/s to 20 kc/s ± 1dB. 6-Transistor Push-Pull. Panel size 4 x 2½ x 1in. H/S 4 x 4in.

TPA10/3 3-5 ohm speaker. **£4.10.0**, p.p. 2/6

TPA10/15 12-16 ohm speaker. **£5.5.0**, p.p. 2/6

(Mains unit for 1 or 2 amplifiers, 59/6, p.p. 2/6)

(State 3 ohm or 15 ohm)

New Low Amplifier Prices

The Finest High Fidelity at Unbeatable Prices

(4) PREAMPLIFIERS. 8 input selector Treble, bass, volume, filter controls. 1½mV to 300mV inputs. Battery operated or from Mains Unit. Output up to 150mV RMS.

For 10 or 25 Watt Amplifiers.

MP2 Mono 9½ x 2½ x 2in. **£5.10.0**, p.p. 2/6. (Brown and gold front panel 8/6.)

SP4 Mono/Stereo, 9 x 3½ x 1½in., **£10.19.6**, p.p. 3/6 (front panel plate 12/6.)

● ALL UNITS BUILT AND TESTED

(12) BUILD A QUALITY TAPE RECORDER

Three speeds—3 watts. Complete kits with new "363" decks. Supplied as preassembled sections. Complete with amplifiers, portable cabinets and Speaker—excellent quality. 1,200ft. tape and spool.

★ TWO TRACK **£26** P.P. 8/6

★ FOUR TRACK **£30** P.P. 8/6

Decks separately: 2-Track 10 gns. 4-track **£13.10.0**.

(10) 5 WATT AMPLIFIER

6-Transistor Push-pull, 3 ohms. 6mV into 1K. 12/18V supply. 2½ x 2 x 1½in. New Low Price.

BUILT AND TESTED 69/6 P.P. 2/- (optional mains units 54/- p.p. 2/-)

New matching Pre-amplifier, 6 inputs, treble/bass/selector/volume controls. 6-10mV o/p. 9-18V supply. 79/6, p.p. 2/-. For use with any Transistor Amplifier.

(6) REGENT-6 MW/LW POCKET RADIO

6-Transistor superhet. Geared tuning. Push-pull output Moulded cabinet 5 x 3 x 1½in. Phone socket. Printed circuit design.

TOTAL COST TO BUILD 69/6 P.P. 2/-

Special new large purchase reduces price.

DEAC CHARGER
To charge 3.6 volt and 9.6 volt packs. Fully mains isolated. In moulded case. Price 45/-. P.P. 2/-.

(11) NOMBREX SIGNAL GEN.
150 kc/s to 350 Mc/s **£9.10.0**, P.P. 2/6.
10 c/s-100 kc/s AUDIO GEN. **£18.15.0**, P.P. 2/6.

(15) DEAC CELLS RECHARGEABLE BATTERIES

● 3.6 volt 500 mA/H. Size: 1½in. x 1½in. dia. 12/6. P.P. 1/6.

● 9.6 volt 225 mA/H. Size: 2½in. x 1in. dia. 20/-. P.P. 1/6.

BRAND NEW — Offered at a fraction of normal retail price.

25 WATT AMPLIFIER

New 8-Transistor design. Push-pull output for 7½ to 16 ohm speaker. 150mV input. 30 c/s to 20 kc/s ± 1dB. For use with valve or transistor preamplifiers as item (3) above. Size 2½ x 2½ x 6½in.

PRICE BUILT AND TESTED £7.19.6 P.P. 3/-

(Mains unit 79/6, p.p. 2/6)

NOW IN STOCK.—SCR'S, LDRS., Thermistors, Transistors, Rectifiers, Diodes, also Relays, Motors—new range. Latest Supplement Lists on request.

CTS2 OSCILLOSCOPE

Mains Portable 'Scope with 2½in. Mullard Tube. Full facilities for Transistor or Valve Equipment. For use up to 2 Mc/s. Full range of Controls and Inputs. Complete with Handbook and Circuit. Detailed Leaflet on Request. PRICE **£22.10.0** (Carriage 10/-)

(2) MULTI-METERS

PT34 1kV **39/6** TP55 20kV **£5.19.0**
M1 2kV **49/6** EP30k 30kV **£6.10.0**
TP10 2kV **75/-** EP50k 50kV **£8.15.0**
EP10k 10kV **79/6** 500 30kV **£8.17.6**
IT1-2 20kV **69/6** EP100k 100kV **£10.10.0**
EP20k 10kV **99/6**

See Catalogue for complete range of test equipment in stock.

(7) MW/LW QUALITY SUPERHET RADIO TUNER

Fully tunable superhet with excellent sensitivity and selectivity. Output up to 1 volt peak. Complete with front panel, etc. 9 volt operated. For any Amplifier or Recorder.

TOTAL COST TO BUILD 79/6 P.P. 2/6

(14) GARRARD DECKS

(P.P. 5/- any type)

1000 mono	£5.19.6	stereo	£6.6.0
2000 mono	£6.6.0	stereo	£6.6.0
*SP25 mono	£10.10.0	stereo	£10.19.6
*SRP12 mono	£5.5.0	stereo	£5.15.0
*AT6 mono	£8.19.6	stereo	£9.10.0
*AT60 mono	£10.10.0	stereo	£10.19.6
LAB80	£25.0.0	3000LM stereo	£8.8.0

(*Deram cartridge add 60/- to mono price.) All autochange (except SP25), complete with cartridge. Brand new. Send for complete list.

(5) VHF FM TUNER ALL TRANSISTOR

Supplied as 2 Preassembled Panels, plus metal work Superhet design, 88-108 Mc/s, 9 volt operated.

TOTAL COST £12.17.6 P.P. 2/6

SPECIALISTS FOR TRANSISTORS AND ALL MINIATURE COMPONENTS. MOST PARTS IN STOCK FOR ALL PUBLISHED CIRCUITS. LET US QUOTE FOR COMPONENTS AND ACCESSORIES FOR YOUR CIRCUIT. SEND A LIST FOR QUICK REPLY. ALL ADVERTISED AND CATALOGUED ITEMS ARE FULLY GUARANTEED UNLESS STATED.

HIGH FIDELITY EQUIPMENT.
Complete range in stock, all makes. Special parcel prices. Quotations by return to your requirements.

VISIT OUR NEW HI-FI ROOM

HENRY'S RADIO LTD.
303 EDGWARE ROAD, LONDON, W.2
PADdington 1008/9

Open Mon. to Sat. 9-6. Thurs. 1 p.m.
Open all day Saturday.