


PRACTICAL ELECTRONICS

JULY 1980

55p



PE DMM *and the* PE DFM

Also...

CASIO WATCH



OFFER

SINCLAIR ZX80 REVIEW

COMPUKIT UK101 EUROPE'S FASTEST SELLING ONE BOARD COMPUTER

SPACE INVADERS PROG. £5 + VAT



- ★ 6502 based system — best value for money on the market.
- ★ Powerful 8K Basic — Fastest around
- ★ Full Qwerty Keyboard
- ★ 4K RAM Expandable to 8K on board.
- ★ Power supply and RF Modulator on board.
- ★ No Extras needed — Plug-in and go.
- ★ Kansas City Tape Interface on board.
- ★ Free Sampler Tape including powerful Dissassembler and Monitor with each Kit.
- ★ If you want to learn about Micros, but didn't know which machine to buy then **this is the machine for you.**

Build, Understand and Program your own Computer for only a small outlay.

KIT ONLY £199 + VAT NO EXTRAS NEEDED

AVAILABLE READY ASSEMBLED & TESTED READY TO GO FOR £249 + VAT

Specialty designed case for CompuKit in orange/black. With room for accessories **£29.50 + VAT**

6502 Assembler/Editor for CompuKit £14.90 + VAT

NEW MONITOR FOR COMPUKIT UK101 ● In 2K Eprom 2716
● Allows screen editing ● Saves data on tape
● Flashing cursor ● Text scrolls down **£22.00 + VAT**

The **CompuKit UK101** comes in kit form with all the parts necessary to be up and working, supplied. No extras are needed. After plugging in just press the reset keys and the whole world of computing is at your fingertips. Should you wish to work in the machine code of the 6502 then just press the M key and the machine will be ready to execute your commands and programs. By pressing the C key the world of Basic is open to you—
This machine is ideal to the computing student or Maths student, ideal to teach your children arithmetic, and is also great fun to use.
Because of the enormous volume of users of this kit we are able to offer a **new reduced price of £199 + VAT**

- 8MHz Super Quality Modulators **£4.90**
- 6MHz Standard Modulators **£2.90**
- C12 Computer Grade Cassettes 10 for **£4.00**
- Super Multi-rail P.S.U. +5 -5 +12v **£29.50**
- Anadex Printer Paper—2000 sheets **£25.00**

NASCOM-2 MICRO-COMPUTER
only **£305 + VAT**

With **FREE 16K RAM Board Type B**

only **£356 + VAT**

TRS80 LEVEL 2 16K
Fully converted to UK T.V. Standard. Comes complete with easy to follow manuals. UK Power Supply — Cassette Leads — Sample tapes. Special box to enable you to plug into your own TV. Recommended for first time-buyers. Just plug in and go. Full Range of Software Available

THE ATARI VIDEO COMPUTER SYSTEM
Atari's Video Computer System now offers more than 1300 different game variations and options in twenty great Game Program™ cartridges!
Have fun while you sharpen your mental and physical coordination. You can play rousing, challenging, sophisticated video games, the games that made Atari famous. You'll have thrill after thrill, whether you're in the thick of a dogfight, screaming around a racetrack, or dodging asteroids in an alien galaxy. With crisp bright colour (on colour TV) and incredible, true-to-life sound effects. With special circuits to protect your TV.
Cartridges now available All at **£13.90** each + VAT
Basic maths, Airsea Battle, Black Jack, Breakout, Surround, Spacewar, Video Olympics, Outlaw, Basketball, Hunt & Score*, Space War, Sky Diver, Air Sea Battle Codebreaker*, Miniature Golf.

SPACE INVADERS CARTRIDGE £27.00 + VAT Ex-Stock

Extra Paddle Controllers — **£14.90 + VAT** *Keyboard Controllers — **£16.90 + VAT**

Your choice of freebies with every Nascom 2 purchased from us
either FREE POWER SUPPLY OR FREE GRAPHICS ROM OR FREE VERO CASE TO TAKE NASCOM 2

Microprocessors Z80A, 8 bit CPU. This will run at 4MHz but is selectable between 1/2/4 MHz. This CPU has now been generally accepted as the most powerful, 8 bit processor on the market.

INTERFACE
Keyboard New expanded 57 key Licon solid state keyboard especially built for Nascom. Uses standard Nascom, monitor controlled, decoding.
T.V. The Lv peak to peak video signal can drive a monitor directly and is also fed to the on-board modulator to drive the domestic T.V.
I.O. On-board UART (Int.6402) which provides serial handling for the on-board cassette interface or the RS232/20mA teletype interface.
The cassette interface is Kansas City standard at either 300 or 1200 baud. This is a link option on the NASCOM-2. The RS232 and 20mA loop connector will interface directly into any standard teletype.
The input and output sides of the UART are independently switchable between any of the options — i.e. it is possible to house input on the cassette and output on the printer.
PIO There is also a totally uncommitted Parallel I/O (MK3881) giving 16, programmable, I/O lines. These are addressable as 2 x 8 bit ports with complete handshake controls.
Documentation Full construction article is provided for those who buy a kit and an extensive software manual is provided for the monitor and Basic.
Basic The Nascom 2 contains a full 8K Microsoft Basic in one ROM chip with additional features like DEEK, DOKE, SET, RESET for simple programming.

NEW REDUCED PRICES

8K **£449** + VAT
16K **£549** + VAT
32K **£649** + VAT

RRP £795 for 32K **The PEDIGREE PETS**

Very popular for home & business use. 8K Microsoft Basic in ROM. 8K Pet 32K & 16K with new improved keyboard. All with green screen.
Extra cassette deck **£55** Full range of software available.

NEW TV GAME BREAK OUT
Has got to be one of the world's greatest TV games. You really get hooked. As featured in ETI. Has also 4 other pinball games and lots of options. Good kit for up-grading old amusement games.

MINI KIT — PCB, sound & vision modulator, memory chip and de-code chip. Very simple to construct. **£14.90 + VAT**
OR PCB £2.90 MAIN LSI £8.50 Both plus VAT

video 100
12" BLACK & WHITE LOW COST VIDEO MONITOR
RRP £79
only **£69 + VAT**

- Ideal for home, personal and business computer systems
- 12" diagonal video monitor
- Composite video input
- Composite video input
- Compatible with many computer systems
- Solid-state circuitry for a stable & sharp picture
- Video bandwidth - 12MHz + 3DB
- Input impedance - 75 Ohms
- Resolution - 650 lines Minimum In Central 80% of CRT; 550 Lines Minimum beyond central 80%.

COMP SHOP
"Europe's Largest Discount Personal Computer Store"

Please add VAT to all prices — Delivery at cost, will be advised at time of purchase. Please make cheques and postal orders payable to **COMP SHOP LTD.**, or phone your order quoting **BARCLAYCARD, ACCESS, DINERS CLUB** or **AMERICAN EXPRESS** number.
CREDIT FACILITIES ARRANGED — send S.A.E. for application form.
14 Station Road, New Barnet, Hertfordshire, EN5 1QW Telex: 298755 **TELCOM G**
Telephone: 01-441 2922 (Sales) 01-449 6596
OPEN · 10 am · 7 pm — Monday to Saturday
Close to New Barnet BR Station — Moorgate Line.
★ **NOW IN IRELAND** at: 80 Marlborough St., Dublin 1. Tel: Dublin 749933

COMP COMPUTER COMPONENTS
(Part of the Compshop Ltd. Group)

PRACTICAL ELECTRONICS

VOLUME 16 No. 7 JULY 1980

CONSTRUCTIONAL PROJECTS

TAPE/SLIDE SYNCHRONISER by R. A. Penfold	34
Automatic System for audio/visual shows	
PE DMM by Martin Kent	42
3½ digit multimeter with a professional performance at low cost	
PE DFM by D. Mottram	50
Pocket-sized l.c.d. meter and prescaler	
SECURITY SENTRY by William Dickinson	64
Comprehensive protection against unauthorised entry and theft	

GENERAL FEATURES

SINCLAIR ZX80 REVIEW by Mike Abbott	22
To have and to hold—first impressions	
SEMICONDUCTOR UPDATE	27
ICL 7660 TDA1099SP LS7220	
VIDEO—THE SLOW REVOLUTION by R. Miles	28
The evolution of the video cassette recorder	
SPARKRITE REVIEW	39
Clip on ignition kit	
VIDEO INFORMATION	49
JVC open the first Video Information Centre	
INGENUITY UNLIMITED	58
Moving Lights—Noise Gate—Model Traffic Lights— Accurate Kitchen Timer—TTL/CMOS Debounced Switch—Stepset Sequencer	
MICRO PROMPT	68
A bumper bundle of original software	

NEWS & COMMENT

EDITORIAL	17
MARKET PLACE	18
New Products	
INDUSTRY NOTEBOOK by Nexus	21
What's happening inside Industry	
POINTS ARISING	25
WATCH OFFER	33
Casio at discount	
COUNTDOWN	37
SPACEWATCH by Frank W. Hyde	40
READOUT	63
Readers' views	
PATENTS REVIEW	73

OUR AUGUST ISSUE WILL BE ON SALE SATURDAY, 26 JULY 1980
(for details of contents see page 41)

© IPC Magazines Limited 1980. Copyright In all drawings, photographs and articles published in PRACTICAL ELECTRONICS is fully protected, and reproduction or imitations in whole or part are expressly forbidden. All reasonable precautions are taken by PRACTICAL ELECTRONICS to ensure that the advice and data given to readers are reliable. We cannot, however, guarantee it, and we cannot accept legal responsibility for it. Prices quoted are those current as we go to press.

D.I.Y. KITS FOR SYNTHESISERS, SOUND EFFECTS



BASIC COMPONENTS SETS include all necessary resistors, capacitors, semiconductors, potentiometers and transformers. Hardware such as cases, sockets, knobs, keyboards, etc. are not included but most of these may be bought separately. Fuller details of kits PCBs and parts are shown in our lists.

LAYOUT DIAGRAMS are supplied free with all PCBs unless "as published"

PHONOSONICS

MAIL ORDER SUPPLIERS OF QUALITY PRINTED CIRCUIT BOARDS, KITS AND COMPONENTS TO A WORLD-WIDE MARKET

P.E. 128-NOTE SEQUENCER

Enables a voltage controlled synthesiser to automatically play pre-programmed tunes of up to 32 pitches and 128 notes long. Programs are keyboard initiated and note length and rhythmic pattern are externally variable.

Set of basic component kits, PCBs and layout charts
KIT 76-7 £35.56
Set of text photocopies £1.36

P.E. 16-NOTE SEQUENCER

Sequences of up to 16 notes may be programmed by the use of external panel controls and fed into most voltage controlled synthesisers.

Set of basic component kits, PCBs and layout charts
KIT 86-6 £33.60
Set of text photocopies £1.84

P.E. STRING ENSEMBLE

A multivoiced polyphonic string instrument synthesiser.

Set of basic component kits, PCBs & layout charts
KIT 77-8 £107.86

P.E. JOANNA PLUS ORGAN VOICING

A modified version of the P.E. 5-octave piano that retains all the original facilities and includes switchable organ voicing circuitry.

Set of basic component kits, PCBs & layout charts
KIT 71-7 £127.12
"Sound Design" booklet £1.00

ELEKTOR ELECTRONIC PIANO

A touch-sensitive multiple-voicing piano using the latest integrated circuit techniques for the keying and envelope shaping, and virtually eliminating "bee-hive" noise hitherto inherent in previous electronic pianos.

5-octave set of basic components and PCBs (as published)
KIT 80-9 £146.86
Additional 3-octave extension and basic parts and PCBs (as published)
KIT 80-10 £56.36
Set of text photocopies £1.81

P.E. MINISONIC MK2 SYNTHESISER

A portable mains operated miniature sound synthesiser with keyboard circuits. Although having slightly fewer facilities than the large Formant and P.E. synthesisers the functions offered by this design give it great scope and versatility.

Set of basic component kits (excl. KBD R's & tuning pots - see list for options available) and PCBs (incl. layout charts)
KIT 38-25 £80.12
"Sound Design" booklet £1.00

P.E. SYNTHESISER

The well acclaimed and highly versatile large scale mains operated synthesiser. Other circuits in our lists may be used with it to good advantage.

Main Unit basic component kits, PCBs & layout charts
KIT 23-31 £101.43
Keyboard Unit basic component kits, PCBs & layout charts
KIT 23-32 £60.47
Main Unit set of text photocopies £5.91
Keyboard Unit set of text photocopies £2.30

ELEKTOR FORMANT SYNTHESISER

A very sophisticated synthesiser for the advanced constructor who puts performance before price.

Set of basic component kits, PCBs (as published)
KIT 66-14 £252.45
Set of text photocopies £7.83

P.E. GUITAR EFFECTS UNIT

Modulates the attack, decay and filter characteristics of a signal from most audio sources, producing 8 different switchable effects that can be further modified by manual controls.

Basic parts with footswitches, PCB & layout chart
KIT 42-3 £10.37
Text photocopy 28p

ELEKTOR DIGITAL REVERB UNIT

A very advanced unit using sophisticated i.c. techniques instead of mechanical spring lines. The basic delay range of 24 to 90ms can be extended up to 450ms using the extension unit. Further delays can be obtained using more extensions.

Main unit basic component kit and PCB (as published)
KIT 78-3 £55.40
Extension unit basic component kit and PCB (as published)
KIT 78-4 £58.77
Text photocopy 86p

ELEKTOR ANALOGUE REVERB

Using i.c.s instead of spring-lines the main unit has a maximum delay of up to 100ms, and the additional set extends this up to 200ms. May be used in either mono or stereo mode.

Main unit basic component set
KIT 83-1 £29.49
Additional Delay basic components
KIT 83-2 £20.07
PCB (as publ.) to hold both kits
PCB9973 £4.52
Text photocopy 67p

P.E. GUITAR MULTIPROCESSOR

An extremely versatile sound processing unit capable of producing, for example, flanging, vibrato, reverb, fuzz and tremolo as well as other fascinating sounds. May be used with most electronic instruments.

Set of basic component kits, PCBs & layout charts
KIT 85-5 £54.56
Set of text photocopies £2.52

P.E. PHASER

An automatically controlled 6-stage phasing unit with integral oscillator.

Basic components, PCB & chart
KIT 88-1 £10.69
2-Notch extension, PCB & chart
KIT 88-2 £6.36
Text photocopy 68p

ELEKTOR PHASING & VIBRATO

Includes manual and automatic control over the rate of phasing & vibrato, and has been slightly modified to also include a 2-input mixer stage.

Set of basic components, PCB & layout chart
KIT 70-2 £21.67
Text photocopy 67p

P.E. PHASING UNIT

A simple but effective manually controlled phasing unit.

Basic components, PCB & chart
KIT 25-1 £4.06
Text photocopy 28p

PHASING CONTROL UNIT

For use with Phasing Kit 25 to automatically control rate of phasing.

Basic components, PCB & chart
KIT 36-1 £5.21
Text photocopy 10p

P.E. SWITCHED TONE TREBLE BOOST

Provides switched selection of 4 preset tonal responses.

Basic components, PCB & chart
KIT 89-1 £4.34
Text photocopy 78p

P.E. TREBLE BOOST UNIT

A simple treble boost unit with manual control depth.

Basic components, PCB & chart
KIT 53-1 £2.92

ELEKTOR RESONANCE FILTER

Allows a synthesiser to produce a more realistic simulation of natural musical instruments.

Set of basic components & PCB (as published)
KIT 82-2 £22.45
Text photocopy 87p

P.E. GUITAR OVERDRIVE

Sophisticated versatile fuzz unit incl. variable controls affecting the fuzz quality whilst retaining attack and decay, and also providing filtering. Usable with most electronic instruments.

Basic components, PCB & chart
KIT 56-3 £11.82
Text photocopy 68p

P.E. SMOOTH FUZZ

Basic components, PCB & chart

KIT 91-1 £6.40
Text photocopy 55p

TREMOLO UNIT

A slightly modified version of the simple P.E. unit.

Basic components, PCB & chart
KIT 54-1 £3.74

GUITAR FREQUENCY DOUBLER

A slightly modified and extended version of the P.E. unit.

Basic components, PCB & chart
KIT 74-1 £6.19
Text photocopy 39p

P.E. GUITAR SUSTAIN

Maintains the natural attack whilst extending note duration.

Basic components, PCB & chart
KIT 75-1 £6.73
Text photocopy 38p

P.E. WAH-WAH UNIT

Can be controlled manually or by integral automatic control.

Basic components, PCB & chart
KIT 51-1 £4.93

P.E. AUTO-WAH UNIT

Automatically gives Wah or Swell sounds with each note played.

Basic components, PCB & chart
KIT 58-1 £9.68
Text photocopy 68p

ELEKTOR WAVEFORM CONVERTER

Converts a saw-tooth waveform into sine wave, mark-space saw-tooth, regular triangle, or square-wave with variable mark-space.

Basic components, PCB & chart,
but excl. sw's
KIT 67-1 £9.24

P.E. V.C.F.

A voltage controlled filter extracted from P.E. Minisonic project.

Basic components, PCB & chart
KIT 65-1 £8.45

P.E. RING MODULATOR

Extracted from P.E. Minisonic project.

Basic components, PCB & chart
KIT 59-1 £6.35

ELEKTOR RING MODULATOR

Compatible with the Formant & most other synthesisers.

Set of basic components & PCB (as published)
KIT 87-2 £6.84
Text photocopy 38p

10% DISCOUNT VOUCHER (PE 83)

TERMS: Goods in current adverts & lists over £50 goods value (excl P&P & VAT). Correctly coded, C.W.O., U.K. orders only. This voucher must accompany order. Valid until end of month on cover of P.E. Does not apply to credit card orders.

ADD: POST & HANDLING

U.K. orders: Keyboards add £2.70 each. Other goods: Under £1 add 35p, under £20 add 75p, over £20 add £1. Recommended insurance against postal mishaps: add 50p for cover up to £50, £1 for £100 cover, etc., pro-rata. Insurance must be added for credit card orders. N.B. Eire, C.I., B.F.P.O. and other countries are subject to higher export postage rates.

ADD 15% VAT

(or current rate if changed). Must be added to full total of kits, discount post & handling on all U.K. orders. Does not apply to Exports, or photocopies.

EXPORT ORDERS ARE WELCOME but to avoid delay we advise you to see our list for postage rates. All payments must be cash-with-order, in Sterling by International Money Order or through an English Bank. To obtain list - Europe send 35p, other countries send 75p. Note that we do not offer a C.D.D. service and that our terms are payment in advance.

PHONOSONICS · DEPT PE83 · 22 HIGH STREET · SIDCUP · KENT DA14 6EH

TERMS: C.W.O. MAIL ORDER OR COLLECT BY APPOINTMENT (TEL 01-302 6184)

AND OTHER PROJECTS

PHOTOGRAPHS in this advertisement show two of our units containing some of the P.E. projects built from our kits and PCBs. The cases were built by ourselves and are not for sale, though a small selection of other cases is available.

LIST—Send stamped addressed envelope with all U.K. requests for free list giving fuller details of PCBs, kits and other components.

OVERSEAS enquiries for list Europe—send 35p; other countries—send 75p.



KIMBER-ALLEN KEYBOARDS AND CONTACTS

KIMBER-ALLEN KEYBOARDS as required for many published projects. The manufacturers claim that these are the finest moulded plastic keyboards available. All octaves are C to C, the keys are plastic, spring-loaded, fitted with actuators, and mounted on a robust aluminium frame.
3 Octave (37 notes) £25.50 4 Octave (49 notes) £32.25 5 Octave (61 notes) £39.75

CONTACT ASSEMBLIES (gold-clad wire) — 1 required for each KBD note:
Type GJ — SPCO 33p ea. Type GA — 1 pr of contacts, normally open 33p ea. Type GB — 2 pr N/O 37½p ea. Type GC — 3 pr N/O 52½p ea. Type GE — 4 pr N/O 63p ea. Type GH — 5 pr N/O 82½p ea. Type 4PS — 3 pr N/O plus SPCO 78p ea.

P.E. NOISE GENERATOR

Extracted from the P.E. Minisonic.
Basic components, PCB & chart
KIT 60-1 £4.84

WIND & RAIN EFFECTS UNIT

A slightly modified version of the original P.E. unit.
Basic components, PCB & chart
KIT 28-1 £4.68
Text photocopy 28p

P.E. ENVELOPE SHAPER WITHOUT VCA

Provides full manual control over attack, decay, sustain and release functions, and is for use with an existing VCA.
Basic components, PCB & chart
KIT 44-1 £5.73
Text photocopy 49p

P.E. ENVELOPE SHAPER WITH VCA

Has an integral Voltage Controlled Amplifier, and has full manual control over the A.D.S.R. functions.
Basic components, PCB & chart
KIT 50-1 £8.03
Text photocopy 58p

P.E. TRANSIENT GENERATOR

An ADSR envelope shaper without VCA, and additionally providing Repeat-triggering enabling a synthesiser to be programmed for mandolin or banjo effects.
Basic components, PCB & chart
KIT 63-2 £7.62
Text photocopy 58p

P.E. EXTERNAL-INPUT SYNTHESISER-INTERFACE

Allows external inputs such as guitars, microphone etc., to be processed by synthesiser circuits.
Basic components, PCB & chart
KIT B1-1 £3.90

P.E. TUNING FORK

Produces 84 switch-selected frequency-accurate tones with an LED monitor clearly displaying beat-note adjustments.
Set of basic components, incl. power supply, PCBs & charts KIT 46-3 £23.32
Text photocopy 97p

P.E. TUNING INDICATOR

A simple 4-octave frequency comparator for use with synthesisers and other instruments where the full versatility of KIT 46 is not required.
Basic components, PCB & chart, but excl. sw.
KIT 69-1 £8.19
Text photocopy 58p

P.E. DYNAMIC RANGE LIMITER

Preset to automatically control sound output levels.
Basic components, PCB & chart
KIT 62-1 £5.31

P.E. CONSTANT DISPLAY FREQUENCY COUNTER

A 5-digit counter for 1Hz to 55kHz with 1Hz sampling rate. Readout does not count visibly or flicker due to blanking.
Basic components, PCB & chart
KIT 79-4 £31.35
Text photocopy 78p

P.E. 6-CHANNEL MIXER

A high specification stereo mixer with variable input impedances.
Basic components, (excl. sw's.) and set of PCBs and charts.
KIT 90-8 £61.25
Extra 2-channel set with PCB KIT 90-9 £11.62
Set of Text photocopies £1.50

STEREO HEADPHONE AMPLIFIER

Extracted from P.E. 6-channel mixer.
Basic components, PCB & chart
KIT 92-1 £5.68

DIGITAL EXPOSURE UNIT

Controls up to 750 watts in ½ second steps up to 10 minutes, with built-in audio alarm.
Basic components, PCBs & charts
KIT 93-3 £23.27
Text photocopy £1.20

P.E. DISCOSTROBE

A 4-channel light show controller giving a choice of sequential, random, or full strobe mode of operation, and with additional audio input.
Basic components, PCB & chart
KIT 57-2 £26.12
Text photocopy 78p

RHYTHM GENERATORS

Several available, including programmable 16 beat 64000 pattern, 128 beat almost infinite pattern, and pre-programmed 15 pattern using either M252 or M253 rhythm chips. A selection of effects instrument circuits is also available.

P.E. VOICE OPERATED FADER

For automatically reducing music volume during talkover — particularly useful for disco work.
Basic components, PCB & chart
KIT 30-1 £4.37

TAPE NOISE LIMITER

Very effective circuit for reducing the hiss found in most tape recordings.
Basic components, PCB & chart
KIT 6-3 £4.43



TRAIN FOR SUCCESS

in Radio, Television & Electronics

ICS have helped thousands of ambitious people to move up into higher paid more secure jobs in the field of electronics — now it can be your turn. Whether you are a newcomer to the field or already working in the industry, ICS can provide you with the specialised training so essential to success.

Personal Tuition and Guaranteed Success

The expert and personal guidance by fully qualified tutors, backed by the ICS guarantee of tuition until successful, is the key to our outstanding record in the technical training field. You study at the time and pace that suits you best and in your own home. In the words of one of our many successful students: "Since starting my course, my salary has trebled and I am expecting a further increase when my course is completed."

City and Guilds Certificates

Excellent job prospects await those who hold one of these recognised certificates. ICS can coach you for:

- Telecommunications Technicians
- Radio, T.V. Electronics Technicians
- Technical Communications
- Radio Servicing Theory
- Radio Amateurs
- Electrical Installation Work
- Also MPT Radio Communications Certificate

Diploma Courses

- Colour T.V. Servicing
- Electronic Engineering & Maintenance
- Computer Engineering and Programming
- Radio, T.V. and Audio, Engineering & Servicing
- Electrical engineering, Installations & Contracting

Other Career Courses

A wide range of other technical and professional courses are available including GCE.

FREE BOOK

Post this coupon or 'phone today for free ICS careers guide.

Name _____
Address _____
Age _____



To ICS, Dept W273, Intertext House, London SW8 4UJ or telephone 01-622 9911 (all hours)

PRICES ARE CORRECT AT TIME OF PRESS. E. & O. E. DELIVERY SUBJECT TO AVAILABILITY.


PHONOSONICS

CONSTRUCTORS PACK 7

ALL THE PARTS TO BUILD THE PRACTICAL ELECTRONICS TRAVELLER CAR RADIO

NEW

- * EASY TO BUILD * 6 WATT OUTPUT * READY ETCHED & PUNCHED P.C.B.
- * MODERN STYLING DESIGN * ALL NEW UNUSUED COMPONENTS
- * INCORPORATES SUPPRESSION CIRCUITS



The pack contains all the electronic components to build the radio, you supply only the wire and solder as featured in the Practical Electronics March issue. The P.E. Traveller features pre-set tuning with five push button options, black illuminated tuning scale, with matching rotary control knobs, one, combining on/off volume and tone-control, the other for manual tuning, each set on wood simulated fascia. The P.E. Traveller has a 6 watts output, negative ground and incorporates an integrated circuit output stage, a Mullard IF module LP1181 ceramic filter type, pre-aligned and assembled and a Bird pre-aligned push button tuning unit. The P.E. Traveller fits easily in or under dashboards. Complete with instructions.

£10.50 p&p £1.75

CONSTRUCTORS PACK 7A
Suitable stainless steel fully retractable locking aerial and speaker (approx 6" x 4") is available as a kit complete.
£1.95 Per Pack, p & p £1.00.
Pack 7A may only be purchased at the same time as Pack 7.
NOTE: Constructor's pack 7A sold complete with radio kit **£15.20** including p&p.

A FEATURED PROJECT IN PRACTICAL ELECTRONICS



323 EDGWARE ROAD, LONDON W2. For Personal Shoppers Only.
21C HIGH STREET, ACTON W3 6NG. Mail Order Only. No Callers.

Mon-Sat 9.30am-5.30pm
Closed Thursday

NEW 12+12

AMPLIFIER KIT

An opportunity to build your own 12 watts per channel stereo amplifier with up-to-the-minute features. To complete you just supply screws, connecting wire and solder. Features include din input sockets for ceramic cartridge, microphone, tape or tuner. Outputs—tape, speakers and headphones. By the press of a button it transforms into a 24 watt mono disco amplifier with twin deck mixing. The kit incorporates a Mullard LP1183 pre-amp module, plus 2 power amplifier assembly kits. Also featured 4 slider level controls, rotary bass and treble controls and 6 push button switches. Silver finish fascia panel with matching knobs. Easy to assemble (teak simulate cabinet and ready made metal work. For further information instructions are available price 50p. Free Size 9 1/2" x 8 1/4" x 4" approx. with kit. **£13.95**

TWO WAY SPEAKER KIT To suit above amp. Comprising 2, 8" approx Philips base unit, and 2, 3 1/4" approx tweeters with 2 crossover capacitors. **£4.95** p&p **£1.65**.

Available only to first time purchasers of the 12 + 12 kit.

Mullard AUDIO MODULES IN BARGAIN PACKS

CURRENT CATALOGUE PRICE AT OVER

£25 PER PACK SEE OUR PRICES

1 PACK 1 2 x LP1173 10w RMS output power audio amp modules. + 1 LP1182/2 Stereo pre amp for ceramic and auxiliary input. OUR PRICE **£5.00** p&p £1.10

2 PACK 2 2 x LP1173 10w RMS output power audio amp modules + 1 LP1184/2 Stereo pre amp for magnetic, ceramic and auxiliary inputs. **illus. OUR PRICE £7.65** p&p £1.15

ACCESSORIES Suitable mains power supply parts, consisting of mains transformer, bridge rectifier, smoothing capacitor and set of rotary stereo controls for treble, bass, volume and balance. **£3.00** plus p&p £1.80

Two Way Speaker Kit Comprising of two 8" x 5" approx 4 ohm bass and two 3 1/4" 15 ohm mid-range tweeter with two cross-over capacitors. Per stereo pair **£4.05** plus p&p £1.70



323 EDGWARE ROAD, LONDON W2
21C HIGH STREET, ACTON W3 6NG

ACTON: Mail Order only. No callers
ALL PRICES INCLUDE VAT AT 15%.
All items subject to availability. Prices correct at 1.5.80 and subject to change without notice.
All enquiries Stamped Addressed Envelope.

NOTE: Persons under 16 years not served without parent's authorization.

£76.00 p&p £4.00

100 WATT MONO DISCO AMP

Brushed aluminium fascia and rotary controls. Size approx. 14" x 4" x 10 1/4". Five vertical slide controls, master volume, tape level, mic level, deck level. PLUS INTER DECK FADER for perfect graduated change from record deck No. 1 to No. 2, or vice versa. Pre fade level control (PFL) lets YOU hear next disc before fading it in. VU meter monitors output level. Output 100 watts RMS 200 watts peak.

EMI SPEAKER BARGAIN

Stereo pair 350 kit. System consists of 13" x 8" approx. woofer with rolled surround, 3 1/2" Goodman tweeter crossover components and circuit diagram. Frequency response 20 Hz to 20 KHz. Power handling 15 watts RMS 20 watts max 8 ohm impedance.

£18.25

Per stereo pair

p&p £4.20

BSR P200

Belt drive chassis turntable unit semi-automatic, cueing device. p&p £3.00

Shure M75 6 Magnetic Cartridge to suit.

£7.95



BSR Manual single play record deck with auto return and cueing lever. Fitted with stereo ceramic cartridge 2 speeds with 45 rpm spindle adaptor ideally suited for home or disco use. p&p **£12.25** OUR PRICE **£2.75**

PHILIPS RECORD PLAYER DECK GC037

HiFi record player deck, belt drive complete with GP401 magnetic cartridge—LIMITED STOCK. **£27.50** complete. UNBEATABLE OFFER AT BUYER COLLECT ONLY.

BARGAIN OFFER

Ariston pick-up arm manufactured in Japan. Complete with headshell. Listed price over £30.00.

OUR PRICE £11.95 p&p **£2.50**

50 WATT MONO DISCO AMP

£30.60 p&p £3.20

Size approx 13 1/2" x 5 1/2" x 8 1/4". 50 watts rms. 100 watts peak output. Big features include two disc inputs, both for ceramic cartridges, tape input and microphone input. Level mixing controls fitted with integral push-pull switches. Independent bass and treble controls and master volume.

NOW AVAILABLE



30 + 30 WATT STEREO AMPLIFIER

Vacuum IF unit in teak simulate cabinet. Silver finish rotary controls and pushbuttons with matching fascia, red mains indicator and stereo jack socket. Functions switch for mic magnetic and crystal pickups, tape tuner and auxiliary. Rear panel features fuse holder, DIN speaker and input socket 30 + 30 watts RMS 60 + 60 watts peak for use with 4 to 8 ohm speakers. Size 14 1/2" x 3 1/2" x 10" approx. **£32.90** p&p £3.30

Personal Shoppers EDGWARE ROAD LONDON W2 Tel: 01-723 8432. 9.30am-5.30pm. Closed all day Thursday ACTON: Mail Order only. No callers GOODS DESPATCHED TO MAINLAND AND IRELAND ONLY

Make sure
of your
Heathkit
catalogue...
write now.



Keep up to date with the world's finest electronic kits—with the Heathkit catalogue.

48 product packed pages contain photographs and specifications of the widest possible range of kits. Everything from doorbells to digital clocks, multimeters to microcomputers.

Heathkit make it easy to build, easy on your pocket, and, as with 13 million Heathkit builders over 34 years, your success is guaranteed.

Make sure of your copy of the Heathkit catalogue. Send the coupon today, plus 25p in stamps and beat the demand.

To: Heath Electronics (U.K.) Limited, Dept (PE7), Bristol Road, Gloucester, GL2 6EE.

Please send me a copy of the Heathkit catalogue. I enclose 25p in stamps.

Name _____
Address _____

Soldering
iron offer
FREE

N.B. If you are already on the Heathkit mailing list you will automatically receive a copy of the Heathkit catalogue without having to use this coupon. When you receive your catalogue you will get details of this free offer.

HEATHKIT HEATH
ZELLEN

All these advantages...


- Instant all-weather starting
- Smoother running
- Continual peak performance
- Longer battery & plug life
- Improved fuel consumption
- Improved acceleration/top speed
- Extended energy storage

..in kit form

SPARKRITE X5 is a high performance, top quality inductive discharge electronic ignition system designed for the electronics D I Y world. It has been tried, tested and proven to be utterly reliable. Assembly only takes 1-2 hours and installation even less due to the patented 'clip on' easy fitting.

The superb technical design of the Sparkrite circuit eliminates problems of the contact breaker. There is no misfire due to contact breaker bounce which is eliminated electronically by a pulse suppression circuit which prevents the unit firing if the points bounce open at high R.P.M. Contact breaker burn is eliminated by reducing the current by 95% of the norm.

There is also a unique extended dwell circuit which allows the coil a longer period of time to store its energy before discharging to the plugs. The unit includes built in static timing light systems function light and security changeover switch. Will work all rev counters.



Fits all 12 v negative-earth vehicles with coil/distributor ignition up to 8 cylinders.

THE KIT COMPRISES EVERYTHING NEEDED

Die pressed case, Ready drilled aluminium extruded base and heat sink, coil mounting clips and accessories. All kit components are guaranteed for a period of 2 years from date of purchase. Fully illustrated assembly and installation instructions are included.



Roger Clark the world famous rally driver says "Sparkrite electronic ignition systems are the best you can buy."

Sparkrite

HIGH PERFORMANCE
ELECTRONIC IGNITION

Electronics Design Associates, Dept. PE1179, 82 Bath St., Walsall, WS1 3DE

Electronics Design Associates, Dept. PE 6/80
82 Bath Street, Walsall. WS1 3DE. Phone: (0922) 614791

Name _____
Address _____

Phone your order with Access or Barclaycard

Inc. V.A.T. and P.P.

QUANTITY REQD.

I enclose cheque/PO's for

X5 KIT £16.95

£

Cheque No. _____

ACCESS OR BARCLAY CARD No. _____

Send SAE if brochure only required

The Logic Probes

Spend Less

Test More

See us on
Stand A51 and A52
at LEETRONEX



LP-1 Logic Probe

The LP-1 has a minimum detachable pulse width of 50 nanoseconds and maximum input frequency of 10MHz. This 100 K ohm probe is an inexpensive workhorse for any shop, lab or field service tool kit. It detects high-speed pulse trains or one-shot events and stores pulse or level transitions, replacing separate level detectors, pulse detectors, pulse stretchers and pulse memory devices.

All for less than the price of a DVM

£31.00*



LP-2 Logic Probe

The LP-2 performs the same basic functions as the LP-1, but, for slower-speed circuits and without pulse memory capability. Handling a minimum pulse width of 300 nanoseconds, this 300 K ohm probe is the economical way to test circuits up to 1.5 MHz. It detects pulse trains or single-shot events in TTL, DTL, HTL and CMOS circuits,

replacing separate pulse detectors, pulse stretchers and mode state analysers.

(Available in kit form LPK-1 £11-92)

£18.00*

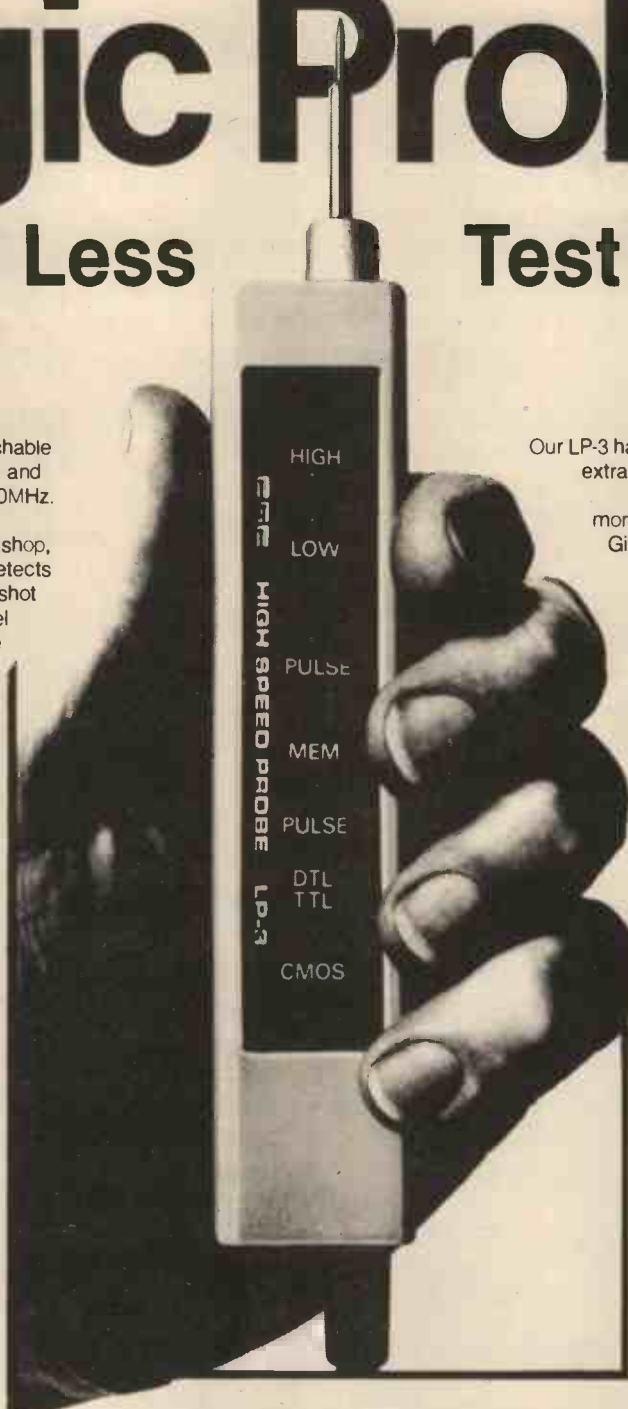
The logic probes shown are all suitable for TTL, DTL, HTL and CMOS circuits.

*price excluding P.&P. and 15% VAT

CONTINENTAL SPECIALTIES CORPORATION



C.S.C. (UK) Limited
Dept. 511 Unit 1, Shire Hill Industrial Estate,
Saffron Walden, Essex CB11 3AQ
Telephone: Saffron Walden (0799) 21682



LP-3 Logic Probe

Our LP-3 has all the features of the LP-1 plus extra high speed. It captures pulses as narrow as 10 nanoseconds, and monitors pulse trains to over 50 MHz. Giving you the essential capabilities of a high-quality memory scope at 1/1000th the cost.

LP-3 captures one shot or low-rep-events all-but-impossible to detect any other way.

All without the weight, bulk, inconvenience and power consumption of conventional methods.

£49.00*



The New Pulser DP-1

The Digital Pulser: another new idea from C.S.C. The DP-1 registers the polarity of any pin, pad or component and then, when you touch the 'PULSE' button, delivers a single no-bounce pulse to swing the logic state the other way. Or if you hold the button down for more than a second, the DP-1 shoots out pulse after pulse at 1000 Hz.

The single LED blinks for each single pulse, or glows during a pulse train. If your circuit is a very fast one, you can open the clock line and take it through its function step by step, at single pulse rate or at 100 per second. Clever! And at a very reasonable price:

£51.00*



C.S.C. (UK) Limited Dept. 511 Unit 1, Shire Hill Industrial Estate, Saffron Walden, Essex CB11 3AQ
Prices include P.&P. and 15% VAT

LP-1	£37.38	Only	LP-2	£22.14	Only	LP-3	£58.08	Only	DP-1	£60.38	Only	LPK-1	£14.86	Only
------	--------	------	------	--------	------	------	--------	------	------	--------	------	-------	--------	------

Name _____ Address _____

I enclose Cheque/P.O. for £ _____ or debit my Barclaycard/Access/
American Express card no. _____ exp. date _____

FOR IMMEDIATE ACTION — The C.S.C. 24 hour, 5 day a week service.
Telephone (0799) 21682 and give us your Barclaycard, Access, American Express
number and your order will be in the post immediately.

for FREE
catalogue
tick box

All the reliability, accuracy and style you would expect from the most expensive watches.

Metac have become synonymous with quality and extreme good value.

We are particularly proud of this reputation and preserve it by meticulously selecting and carefully checking every product we sell.

Our customers are consequently guaranteed a stylish, accurate and reliable timepiece which should cost considerably more than Metac's special offer prices.

24 hour despatch. This is another unique Metac service.

We don't believe, unlike other companies, that you really want to

wait 28 days for your watch, so we have opened a special 24 hours despatch centre.

The centre now guarantees that every order received by 3.30pm will be safely and securely on its way back to you the same day.

Guarantee. Every watch is guaranteed for one year.

And, as with all Metac products, we will be pleased to refund your money if you are not completely satisfied with the watch, and return it within 10 days.



Credit card holders may telephone 03272 76545 or (01) 723 4753 and place orders immediately, without completing the coupon. 24 hour service.



M18 Ladies quartz LCD Fashion Watch

Highly functional, but beautifully designed watch, suitable for those special occasions.

Displaying hours, mins, secs, day and date, the watch also has an auto calendar and a backlight.

The slim but strong bracelet is fully adjustable and is available in a silver or gold finish.

M64 Mans dual time quartz alarm chronograph with 6 digits, 5 indicators and 22 functions.

For business people with overseas contacts and responsibilities this is the ideal watch.

Local time is always visible, but in addition the watch can be set, and recall, a second time zone, in either 12 or 24 hour formats, and displays a day and date for each zone.

The chronograph/stopwatch displays up to 12 hours, 59 minutes and 59.9 seconds.

On command, the stopwatch display freezes to show intermediate (split/lap) time while the stopwatch continues to run and neither function affects the normal timekeeping.

The alarm can be set to any time within a 24 hour period.

To complete the functions, there is also a 4 year calendar and a fully adjustable stainless steel strap.



M15 Ladies quartz LCD Day Watch

This slender watch displays hours, mins, secs, day and date and has an auto calendar and a backlight.

Only 25mm x 20mm x 6mm thick this elegant watch has a bracelet, in silver or gold finish, and is fully adjustable to suit very slim wrists.



M18 Ladies quartz LCD Fashion Watch **£15.95** inc p&p



M64 Mans dual time quartz alarm chronograph with 6 digits, 5 indicators and 22 functions. **£14.95** inc p&p



£13.95
inc p & p

M17 Ladies quartz LCD Cocktail Watch

Only 6mm thick, the watch displays hours, mins, secs, day, date and has an auto calendar and backlight.

The fully adjustable bracelet has a bronze/gold or silver finish.



Solar version
£12.95
inc p & p

M3 Mens quartz LCD with 6 digits and 11 functions

Only 7mm thick and with a fully adjustable stainless steel bracelet, this watch is ideal for all ages.

The normal functions are hours, mins, secs, day, date, and day of week.

But as a stop-watch, which does not affect normal timekeeping you also have 1/100th and 1/10th secs., split, lap and journey timing, a four year calendar and a backlight.

Also available is a solar version.

This is the same watch but incorporated is a solar energy panel which converts normal daylight into electricity.

During periods of darkness the watch instantly operates by battery without losing its accuracy.



£19.95
inc p & p

M30 Mens dual time melody alarm chronograph with count-down timer, 34 functions

A very impressive new watch at a superbly low price and with so many useful functions.

There are 5 independent working modes; normal watch, count-down alarm, alarm, dual time zone, 1/100th sec. chronograph.

In addition, the watch can display the day of the week in French, German or English.

The count-down timer can be used for a variety of applications from boiling an egg to reminding you your parking meter time has expired. Both the count-down alarm and the normal alarm have a clear musical tone.

For the businessman the time zone feature could be a real advantage. Just programme the second time zone and it will be permanently recorded for easy reference.

And as a stop-watch here's a great timepiece for sporting events and for timing recordings.

There's the conventional stop/start counter plus a lap timer which enables first and second places to be timed.

Longer timing intervals, such as journey times can be recorded while the watch is reading its normal time.



£10.95
inc p & p

M4 Mens quartz LCD alarm with 6 digits and 9 functions

A very useful watch with an effective, loud alarm but still only 8mm thick.


The normal functions are hours, mins, secs, date, day of week, four year calendar and a backlight.

In addition, there is a 24-hour alarm, a 5-minute snooze feature and a 4 second pre-alarm conference bleep.

The conference signal is a bleep, 4 seconds before main alarm to give advance warning and the option to cancel.

After the main alarm stops the snooze repeater alarm sounds 5 minutes later, unless previously cancelled.

To complete the functions, there is also a 4 year calendar and a fully adjustable stainless steel strap.



Solar version
£18.95
inc p & p

£16.95
inc p & p

M16 Mens dual time quartz alarm chronograph with 6 digits, 5 indicators and 22 functions.

This watch has the same functions as M64 except the time is in the 24 hour format only.

A solar version is available.

This is the same watch but incorporated is a solar energy panel which converts normal daylight into electricity.

During periods of darkness the watch instantly operates by battery without losing its accuracy.

Metac

ELECTRONICS & TIME CENTRES

Callers may buy from our shops in:
London, 327 Edgware Rd, W2 Daventry,
47 High St, Northampton, 11 St. Giles Square.

To: Metac Electronics & Time Centres,
24-hour Despatch Centre, 47 High Street,
Daventry, Northants.

Please send me the following watches:

Model No.	Quantity	Colour if applic.

I enclose PO/Cheque for £
Barclaycard/Access No.

Name

Address

PE 7

STARLITE 4000

NEW!



ONLY **£55.00**

Size 9"x 6"x 3"
Weight 1.2 kg

- * 4 channel 1000W each
- * 4 basic sequence pattern selections
- * 3 types of flip-plop selections
- * Speed & level control sliders * Automatic operation or via audio input * Full wave control with logic integrated circuitry * Fully suppressed and fused * Superb TUAC quality and reliability

VOYAGER STEREO MIXER



The **NEW** Superior Stereo Mixer at an incredibly low price ONLY **£159.00.**

- * 2 Mag deck channels + tone controls * Aux channel complete with tone controls * Mic channel with tone controls * Full autofade * Full headphone/Q facility * Precision L.E.D. VU output/Q facility * Size 25"x 6"x 3".

Send for our **FREE** 28 page catalogue. Please enclose a stamp.



TUAC

TUAC Ltd., 119 Charlmont Road, SW17.
Tel: 01-672 3137/9080
PRICE INCLUDES VAT. P+P FREE

TO ORDER BY POST. Make cheques/P.O.s payable to TUAC LTD. or quote Access/Barclaycard No. and post to TUAC LTD, 119 Charlmont Road, London SW17 9AB. We accept telephone orders from Access/Barclaycard Holders. Phone 01-672 9080.

TUAC MAIN DISTRIBUTORS

- Birmingham, George Matthews, 85/87 Hurst Street, (Tel: 622 1941).
- Cheshire, Cookies Disco Centre, 126 West Street, Crewe, (Tel: 0270 214739).
- London, Garland Bros., Deptford Broadway, (Tel: 01-692 4412).
- London, Session Music, 163 Mitcham Road, Tooting, SW17. (Tel: 01-672 3413) Mon-Sat 10am to 5.30pm. Closed Wed.)
- Kingston, ABC Music, 56 Surbiton Road, Kingston, Surrey. (Tel: 01-546 9877).
- Luton, Luton Disco Centre, 75 Wellington Street, (Tel: 411733).
- Manchester, A1 Music, 88 Oxford Street, (Tel: 236 0340).
- Middlesborough, Salcoglen, 43 Borough Road, (Tel: 242851).
- Watford, Component Centre, 7 Langley Road, (Tel: 45335).

DISCO LIGHTING KITS!!!

First class constructional projects, c/w glass fibre P.C.B.'s & full instructions. No extra components needed to make a top rate working unit.

- | | | | |
|----------------------------|---|-----------------------------|--|
| LK1
£9.90 | 3 channel sound-to-light.
300 w/channel 1v - 100w input | LK2
£17.90 | 3 channel 3kW
zero voltage firing
200mV - 100 watts input. |
| LK3
£5.50 | 2kW slider dimmer
suitable for clubs/pubs.
A professional unit c/w
face plate. | LK4
£16.50 | 4 channel 4kW
audio - forward/reverse
auto - two speed ranges. |

ALL KITS C/W
Facia panel,
circuit, comprehensive
instructions & full
parts guarantee



Carriage on above 70p

Suitable case for
LK 1/2/4 **£3.50**
100w spots ES or BC
£1.50.
Coloured pigmy lamps
65p.

TORNEL

Manufacturers of

EZEAC. INSTRUMENT CASES



COMPONENT ACCESSABILITY IS THE KEY
ACRYLIC PAINTED STEEL CASE
CLEAR ANODISED ALUMINIUM PANELS

Please write for further details

TORNEL ENGINEERING CO. PARK HILLS
COMBE MARTIN N. DEVON 0271 88 3308

UNREPEATABLE HI-FI BARGAIN

3 WAY LOUDSPEAKER KIT C/W BAFFLE (pre-cut)

- Comprises:
- ★ 6 1/2" linen surround bass unit
 - ★ 5" mid-range unit
 - ★ 3" tweeter
 - ★ 3 way crossover, fixing screws & baffle
 - ★ 20 watts handling capability.
- Full instructions provided
Must be heard to be believed!!!
£9.95 + £1 carr. or two kits for £20 carr. free.



SAXON ENTERTAINMENTS

327-333 Whitehorse Rd., Croydon, Surrey CR0 2HS.
(01) 684 0098.

Order by phone - Access/Barclaycard/C.O.D.
Open Mon. - Sat. 9am - 5pm.



No batteries or wires needed, just plug into the mains and get clear, powerful 2-way communication, will work well on same mains circuit, up to a 1/2-mile distance! Ideal inter-office communication, room to room, office to shop or baby alarm, volume control, and call button.

£32.00 inc. VAT + £2.50 p&p.
Send **£34.50.**

Access accepted. Send Name,
Address & No.



ELECTRIC CABLE REEL

SAFETY MODEL



Yes, there are plenty of cable reels about, some good, some not so good. This is **THE** good one, with special features hard to surpass. It has **TWO** sockets for use with standard flat-pin 13 amp. plugs - run two appliances at once. Then the **Safety Feature**, a safety cut out - if you overload the reel, the cut out automatically disconnects, protecting appliances, cable reel and possibly reducing fire hazard, with 3 core cable, about 15 metres, nearly 50 feet, all contained in strong attractive case with winder knobs and carry handle. Ideal household appliances, Lawn Mowers etc. A bargain at **£14.85 plus £2.15 p&p.** Send **£17.00.**

CEI (Dept PE1), 260 Abbeydale, Road, Wembley, Middlesex.
Telephone 01-998 6511.

MORE BIG VALUE FROM YOUR TANDY STORE

1000 OHMS/VOLTS AC/DC 8 RANGES

Handy multimeter for home and work-shop. Easy-to-read two colour 5cm meter, pin jacks for all 8 ranges. Reads AC and DC volts: 0-15-150-1000 DC current; 0-150 mA. Resistance: 0-100,000 ohms. Accuracy: $\pm 3\%$ full scale on DC ranges. $\pm 4\%$ on AC ranges. Complete battery. 22-027. REG. PRICE



£6.95

6-DIGIT FREQUENCY COUNTER

Counts frequencies from 100 Hz to over 45 MHz with 100 mS gate time. Accuracy is 3 ppm at 25°C or less than ± 30 Mhz at 10 MHz! Overload-protected 1-meg input. Sensitivity, 30 mV up to 30 MHz. Req. 9V battery. 22-351. REG. PRICE



£79.95

MULTITESTER

Dual FET input for accuracy and minimum loading. 11.5cm mirrored scale. DC volts, 0-1-3-10-30-100-300-1000. DC current 0-100 a. 0-3-30-300 milliamp. Resistance 0-30-300-3k-30 IC-1 megaohm. 0-100-1k-10 IC-100k-3 megaohms. Req. 9V battery. 22-209.



REG. PRICE
£29.95

TRANSISTORIZED SIGNAL TRACER

Spot circuit troubles and check RF, IF and audio signals from aerial to speaker on all audio equipment. With 9V battery, instructions. 22-010.



REG. PRICE **£9.95**

DIGITAL IC LOGIC PROBE

Unique circuitry makes it a combined level detector, pulse detector and pulse stretcher. Hi-LED indicates logic "1". Lo-LED is logic "0". Pulse LED displays pulse transitions to 300 nanoseconds, blinks at 3 Hz for high frequency signals (up to 1.5 MHz). Input impedance: 300K ohms. With 36" power cables. 22-300.



REG. PRICE **£19.95**

SIGNAL INJECTOR

For RF, IF, AF circuits. Maximum accuracy. Easy pushbutton operation. Needs two "AA" batteries. 22-4033.



REG. PRICE **£2.79**

AC/DC CIRCUIT TESTER

Accuracy in 1-300 volts ranges. Safe in live/dead circuits. Needs two "AA" batteries. 22-4034.

REG. PRICE **£1.99**

REALISTIC DX 300

General coverage receiver. Quartz-synthesised tuning, digital frequency readout. 3-step RF Attenuator. 6-range preselector with LED indicators. SSB and CW demodulation. Speaker. Code oscillator. Batteries (not included) or 12V DC. 20-204.



REG. PRICE **£229.95**

DYNAMIC TRANSISTOR CHECKER

Shows current gain and electrode open and short circuit. Tests low, medium or high power PNP or NPN types. Go/no-Go test from 5-50mA on power types. 22-024.



REG. PRICE
£9.95

VARIABLE POWER SUPPLY

Power project boards, IC's, other low-voltage DC equipment. Load regulation: less than 450mV at 1 amp at 24V DC. Ripple: less than 25mV. Maximum output current: 1.25 amps. Switchable colour-coded meter reads 0-25V. DC and 0-1.25 amps. Three-way binding posts take wires, banana plugs or dual banana plugs with 0.75" centres. For 220/240V AC. 22-9123



REG. PRICE **£35.95**

You save because we design, manufacture, sell and service. Tandy have over 7,000 stores and dealerships worldwide. Over 2,500 products are made

specifically for or by Tandy at 16 factories around the world. The quality of our products has been achieved by over 60 years of continuous technological advancement.

KNOWN AS RADIO SHACK IN THE U.S.A. MAKERS OF THE WORLD'S BIGGEST SELLING MICROCOMPUTER TRS80

TANDY

The largest electronics retailer in the world.


Offers subject to availability. Instant credit available in most cases.

OVER 170 STORES AND DEALERSHIPS NATIONWIDE.



TANDY DEALER

Most items also available at Tandy Dealers. Look for this sign in your area.



Access, Barclaycard and Trustcard welcome. Prices may vary at individual stores.



Handy size reels and dispensers

of the world's finest cored solder to do a professional job at home

SAVBIT

handy solder dispenser
Contains 2.3 metres approx. of 1.22mm Ersin Multicore Savbit Solder. Savbit increases life of copper bits by 10 times.
Size 5 90p inc. VAT

For soldering fine joints

Two more dispensers to simplify those smaller jobs. PC115 provides 6.4 metres approx. of 0.71mm solder for fine wires, small components and printed circuits.
£1.15 inc. VAT

Or size 19A for kit wiring or radio and TV repairs. 2.1 metres approx. of 1.22 mm solder.
Size 19A 97p inc. VAT



Ersin Multicore Solder contains 5 cores of non-corrosive flux that instantly cleans heavily oxidised surfaces and makes fast, reliable soldering easy. No extra flux is required.

handy size reels of **SAVBIT, 40/60, 60/40 and ALU-SOL** solder alloys

These latest Multicore solder reels are ideal for the toolbox. Popular specifications cover all general and electrical applications, plus a major advance in soldering aluminium. Ask for a free copy of 'Hints on Soldering' containing clear instructions to make every job easy.

Ref.	Alloy	Diam. (mm)	Length metres approx.	Use	Price inc. VAT
Size 3	40/60 Tin/Lead	1.6	10.0	For economical general purpose repairs and electrical joints.	£3.91
Size 4	ALU-SOL	1.6	8.5	For aluminium repairs. Also solders aluminium to copper, brass etc.	£6.90
Size 10	60/40 Tin/Lead	0.7	39.6	For fine wires, small components and printed circuits.	£3.91
Size 12	SAVBIT	1.2	13.7	For radio, TV and similar work. Increases copper-bit life tenfold.	£3.91

Sole U.K. Sales Concessionaires
Bib Hi-Fi Accessories Limited,
Kelsey House, Wood Lane End
Hemel Hempstead, Herts. HP2 4RQ

Prices shown are recommended retail inc VAT.
From electrical and hardware shops. In difficulty send direct, plus 40p P&P. Prices and specifications subject to change without notice.

SOLDERING FLUX PASTES

'ERSIN' A non-corrosive, rosin based flux for general and electrical soldering in conjunction with 'Ersin' Multicore solders.
Ref AF14 69p inc. VAT

'ARAX' For general metal joining in conjunction with 'Arax' Multicore solders.
Ref RF10 69p inc. VAT

BIB WIRE STRIPPER and CUTTER

Easily adjustable for most sizes of flex and cable. Fitted with extra strong spring for automatic opening. Easy grip handles and handle locking device.

Ref 9 £2.48 inc. VAT



EMERGENCY SOLDER

Self-fluxing, tin/lead solder tape that melts with a match. For electrical and non-electrical applications.
Size ES36 69p inc. VAT



MULTICORE WICK

for solder removal and desoldering. Absorbs solder instantly from tags, printed circuits, etc. Only needs 40-50 watt soldering iron. Quick and easy to use. Non-corrosive. Size AB10 £1.38 inc. VAT

ECONOPAK


A reel of 1.2mm 'Ersin' Multicore solder for general electrical use.
Size 13A £4.14 inc. VAT

A reel of 3mm 'Arax' Multicore solder for general non electrical use.
Size 16A £4.14 inc. VAT




AITKEN BROS

35, High Bridge, Newcastle upon Tyne
Tel: 0632 26729



EXP300



PB6 Kit

EXP300
550 contacts with two 50-point BUS bars. Size 152x63mm. £6.95.

PROTO-BOARD 6 KIT
630 contacts, four 5 way binding posts, accepts up to 6 14 pin DIPs. £10.98.

CSC LOGIC PROBES LP-2 ECONOMY PROBE

Min. pulse width 300 nanoseconds, 300 KΩ input impedance, tests circuits up to 1.5MHz. Detecting pulse trains or single-shot event in TTL, DTL, HTL, and CMOS circuits. £20.95.

LP-1 Memory Probe £38.85
LP-3 High Speed Memory Probe £56.75
CSC catalogue available. Please send S.A.E.

CALSCOPE SUPER 6 £186.30

A portable single beam 6MHz bandwidth oscilloscope with easy to use controls. High gain to 10 mv/cm and wide time base range from 1μs to 100 ms/cm. Full specification to request. Please send S.A.E. Professional scopes you can afford.

CALSCOPE SUPER 10 £251.85

A dual trace 10MHz instrument of the very highest performance and quality. It has an accuracy of 3% which is achieved by the use of built-in stabilised power supplies which keep the trace rock steady over a wide range of mains fluctuations. Full specification on request. Please send S.A.E.

SINCLAIR LOW POWER PORTABLE OSCILLOSCOPE SC110 £159.85

The SC110 has a 10MHz bandwidth and sensitivity down to 10mV per division. Full trigger facilities are provided, including bright line, auto with TV line and frame positions. Please send for full spec. and illustrated brochure.

TMK 500 MULTIMETER 30,000 o.p.v. AC volts 2.5, 10, 25, 100, 250, 500, 1000. DC volts. 0.25, 1, 2.5, 10, 25, 100, 250, 1000. DC current 50μa, 5mA, 50mA, 12 amp. Resistance 0-6K, 60K, 6MEG, 60MEG. Decibels. -20 to + 56 db. Buzzer continuity test side, 160 x 110 x 55MM. Batteries & leads included.
PRICE £25.95.

CSC EXPERIMENTOR BREADBOARDS

No soldering modular breadboards, simply plug components in and out of letter/number identified nickel-silver contact holes. Start small and simply snap lock boards together to build breadboards of any size.



SINCLAIR DM350 £83.95
SINCLAIR DM450 £114.95

Size 255x148x40mm.
DM350 3½ digit display DM450 4½ digit display. Both provide six functions in 34 ranges. D.C. voltage 10μV to 1200V (100μV on DM350) A.C. voltage 100μV to 750V. D.C. current 1nA to 10A. A.C. current 1nA to 10A resistance 10mΩ to 20MΩ (100mΩ on DM350). Accessories for DM350 & 450 as for DM235 below. Full spec. on request. Please send S.A.E.

Sinclair PFM200 frequency meter

Size 157x76x32mm.
Range 20Hz to 200MHz. Accessories and illustration as for PDM35 below. £57.95.

SINCLAIR PDM35 DIGITAL POCKET MULTIMETER

DC volts (4 ranges) 1mV to 1000V AC volts 1V to 500V DC current (6 ranges) 1nA to 200mA. Resistance (5 ranges) 1Ω to 20 MEGΩ. PRICE £39.95 AC Adaptor £4.25 de luxe padded carrying case £1.95 NM 1604 Battery £1.28. Size 157x76x32mm.

SINCLAIR DM235 BENCH-PORTABLE DIGITAL MULTIMETER.

DC volts (4 ranges) 1mV to 1000V AC volts (4 ranges) 1mV to 750V AC & DC current 1μa to 1000mA Resistance (5 ranges) 1Ω to 20 MEG Ω. PRICE £60.98. Carrying case £8.95. AC adaptor/charger. £4.25. Rechargeable Battery Pack. £8.95. Size 255x148x40mm.

PANEL METERS

DIMS 60MM x 45MM. 50μ amp, 100μ amp 1MA, 5MA, 10MA, 50MA, 100MA, 500MA, 1 amp, 2 amp, 25V dc, 30V dc, 50v AC, 300V ac, "S", "VU" 50-0-50μa, 100-0-100μa, 500-0-500μa. PRICE £5.95.

DESOLDERING TOOL SUCTION PUMP. £8.45

Education Establishment Orders Accepted.
PHONE OR SEND YOUR ADDRESS OR BARCLAYCARD NUMBER
ALL PRICES INCLUDE POSTAGE AND VAT.



IN PRAISE OF THE READER

THE great strength of PE has always been its readers. That may sound like an unusual statement but basically it's true. Just look carefully at any issue, and, with a little thought, you will realise what we mean.

Take last month for instance, out of five projects four were originally designed and built by readers for their own use, either at home or work. Add to that four pages of IUs, all contributed by readers, and three pages of *Microbus* much of which also came from readers; plus a controversial page of *Readout*. Not only do you buy and read the issues but you also write a good proportion of them!

But that is not the only strength we derive from you, in many cases we have your brand loyalty (for want of a better phrase), we know that many have been readers from issue one. You have changed with us from one or two transistor projects through to hobby computers, electronic pianos and high quality test gear. At one time many thought that the IC would never be used in any number by hobbyists, with

your help that idea was quickly changed. Very often it has been demand from you that has made devices available through retailers. Devices that were built for industry have been ingeniously employed by the hobbyist and a second market has grown.

Some of your designs have been taken up by industry in various forms, and many companies have long recognised the wealth of information in our pages. Without you these ingenious ideas would be few and we would all be the poorer.

We appreciate your loyalty, your ingenuity, your comments and criticisms. Understandably, most of you only write to us when you have a grievance or a problem with a project, but thankfully your letters often contain that extra line which says "Why do you give so much space to musical projects?", or "How about an electronic boomerang?", or perhaps even "Great mag, keep it up!". They are all noted and give us the feedback we require to point PE in the right direction and hopefully keep you happy.

Keep the designs and comments

coming, and bash us if you want—one kick won't change our shape, but your's may not be the only boot hitting that spot!

Lastly, thank you for your patience, our June issue was published a month late due to the NGA dispute with the printers (we really put our foot in it in the May editorial). We still expect to be able to bring you 12 issues this year but it will take some time before we are back to normal publishing dates.

FOOD FOR THOUGHT

It appears to us that although most readers receive good service, there is a small element of mistrust, misunderstanding and possibly dissatisfaction with some mail order suppliers; we would like your general views on buying components by post, including any ideas you may have. In turn we hope to be able to publish your views and those of the retailers; to show both sides the others' problems, and to make you aware of your legal rights and the protection our mail order scheme affords should things go wrong.

Mike Kenward

EDITOR

Mike Kenward

Gordon Godbold ASSISTANT EDITOR

Mike Abbott TECHNICAL EDITOR

David Shortland PROJECTS EDITOR

Jasper Scott PRODUCTION EDITOR

Jack Pountney ART EDITOR

Keith Woodruff ASSISTANT ART EDITOR

John Pickering SEN. TECH. ILLUSTRATOR

Isabelle Greenaway TECH. ILLUSTRATOR

Colette McKenzie SECRETARY

Editorial Offices:

Practical Electronics,
Westover House,
West Quay Road, Poole,
Dorset BH15 1JG
Phone: Editorial Poole 71191

We regret that lengthy technical enquiries cannot be answered over the telephone (see below).

Advertising Offices:

Practical Electronics Advertisements,
King's Reach Tower,
King's Reach, Stamford Street, SE1 9LS
Telex: 915748 MAGDIV-G

Make Up/Copy Dept.: 01-261 6601

ADVERTISEMENT MANAGER

D. W. B. Tilleard

SECRETARY Christine Pocknell

} 01-261 6676

AD. SALES EXEC. Alfred Tonge 01-261 6819

CLASSIFIED MANAGER Colin Brown 01-261 5762

Technical Queries

We are unable to offer any advice on the use or purchase of commercial equipment or the incorporation or modification of designs published in Practical Electronics.

All letters requiring a reply should be accompanied by a stamped, self addressed envelope and each letter should relate to **one published project only**.

Components are usually available from advertisers; where we anticipate supply difficulties a source will be suggested.

Back Numbers

Copies of most of our recent issues are available from: Post Sales Department (Practical Electronics), IPC Magazines Ltd., Lavington House, 25 Lavington Street, London SE1 0PF, at 75p each including Inland/Overseas p&p.

Binders

Binders for PE are available from the same address as back numbers at £4.10 each to UK or overseas addresses, including

postage and packing, and VAT where appropriate. Orders should state the year and volume required.

Subscriptions

Copies of PE are available by post, inland or overseas, for £10.60 per 12 issues, from: Practical Electronics, Subscription Department, Oakfield House, Perrymount Road, Haywards Heath, West Sussex RH16 3DH. Cheques and postal orders should be made payable to IPC Magazines Limited.

Market Place

Items mentioned are usually available from electronic equipment and component retailers advertising in this magazine. However, where a full address is given, enquiries and orders should then be made direct to the firm concerned. All quoted prices are those at the time of going to press.

by
David Shortland

and
Jasper Scott

CLAMPING DOWN

If you are a hi-fi accessory enthusiast, you will no doubt be unable to resist the latest offering from **BIB**—their Record Clamp.

Being yet another accessory that cashes in on poor quality pressings, the **BIB** Record Clamp is primarily intended to flatten warped records, thereby reducing vibration and im-



proving sound quality. This it does by clamping the record firmly to the turntable, when it is locked to the centre spindle. A stroboscopic disc is also incorporated in the clamp, so that the playing speed may be checked. The RRP for the clamp is £2.48 including VAT, and it should be available from most hi-fi dealers and record retailers.

THANDAR

Sinclair Electronics have introduced two new products to their Thandar test equipment range.

The TF200 is a bench/portable frequency meter covering the range 10Hz to 200MHz with an 8 digit l.c.d. readout. An external pre-scaler unit will be available in the future to increase the upper frequency capability to 600MHz.

The instrument can be operated either from internal batteries or an external a.c. adaptor. Typical battery life is over 200 hours.



The TG105 is housed in the same case style as the TF200 and this general purpose pulse generator covers a range of 5Hz to 5MHz. The period and pulse width controls are independently adjustable whilst the output is continuously variable in two switched ranges to a maximum of 10V from a 50ohm source. A TTL output is also provided.

Operating modes include free-run, triggered, gated and one shot, with complement and square wave functions effective on both the 50ohm and TTL outputs. Jitter free pulse trains with duty cycles of 0% to 100%

can be achieved with a special inhibit circuit to blank the output when the pulse width is set larger than the period.

The TG105 which is a mains operated instrument retails at £85 whilst the TF200 is £145. (ex VAT and p&p).

A. Marshall's (London) Ltd., Kingsgate House, Kingsgate Place, London NW6 (01-624 0805).

RHYTHM COMPUTER

As easy to use as a pocket calculator with a programmable versatility only limited by the imagination is the new DR55 Doctor Rhythm.

Measuring 211 x 116 x 53mm and weighing only 850g the unit is truly pocket size affording the musician a portable drummer which can provide the sounds of bass drum, hi-hat and rim shot.



Six 16-step rhythm patterns and two 12-step patterns are available supplemented by a variable level accent control. An A and B function switch allows inversion of the patterns. An optional footswitch is available for starting and stopping.

At £89.50 a worthwhile investment for the soloist requiring more than a metronome accompaniment. Further information from Brodr Jorgensen (UK) Ltd, Great West Trading Estate, 983 Great West Road, Brentford, Middlesex.

SOFTY

Two new products designed for direct connection to the SOFTY Intelligent EPROM Programmer Card have been announced by GP Industrial Electronics Ltd. The first product is a Conversion Card which enables SOFTY to program the 2508, 2758, (INTEL 2716) and 2532 single rail EPROMs.

Device type and 1K blocks are selectable by 4 way p.c.b. slide switches. The programming socket is a lever operated zero insertion force. Supplied built and tested, complete with a d.i.p. jumper for connection to SOFTY for £46.00 inclusive of VAT and post and packing.

The second product is the SOFTY Printer Card. This uses a 40 column electro-sensitive matrix printer, and allows "push button" printing of the EPROM/RAM/Intercursor contents from the SOFTY card. The number of characters per line is selectable, from 1 to 16 bytes. A spare EPROM socket is provided for user programs eg. disassemblers etc. Supplied built and tested, the price is £166.75 inclusive of VAT and post and packing.

Both products are available ex-stock. Full details are available from GP Industrial Electronics Ltd, Skardon Works, Skardon Place, North Hill, Plymouth P14 8HA. Telephone (0752 28627).

BUDGET SOLDERING AIDS

Tri-tronic Marketing of Rugby have introduced three soldering aids which, even if you buy all three at once, won't break your bank.

Their British-made Type 1 Soldering Iron is only 18 watts, yet its output is comparable to that of most 25 watt irons. Also, it is only 7.7 inches long and weighs just 4.25 ounces, so that it is ideally suited to the hobbyist. The iron comes complete with a $\frac{1}{8}$ inch diameter bit and 6 feet of cable, and is priced at £4.72.



To complement the iron, a robust bench stand is available, finished in red anodised aluminium, and complete with cleaning sponge. The price of the stand is £4.78.

Also available from Tri-tronic is a professional grade de-soldering braid which is used by many major electronic equipment manufacturers. The braid is vacuumised for high speed reaction and incorporates a non-corrosive flux. For either 0.8mm or 2.2mm width braid, the price for a 5½ foot reel is 94p.

All three prices quoted above include VAT and p&p, and the products are available from: Tri-tronic Marketing Ltd., 75 Albert Street, Rugby, Warwickshire, CV21 2SN.

COMING UNSTUCK

If, like many people, you have been put off using instant "Super-glues" because of the annoying habit the glue has of finding its way onto the wrong surfaces (fingers in particular), you will be pleased to hear that Loctite have come up with a remedy to the problem. Their "Glumatic" is an effective dispenser which enables one to control the flow of glue so that



anything from a pinhead to a large blob can be deposited. This is effected by means of a spring-loaded applicator tip. Light pressure on the tip releases a small amount of glue, and the flow increases with heavier pressure on the tip. A childproof twist/lock safety cap is also incorporated.

Undoubtedly, the Glumatic makes the use of instant glue much safer and more controllable. It retails at £1.75, and is available from hardware and DIY stores, and branches of Woolworths.

DIGITAL PANEL METER

A digital panel meter which is microprocessor compatible has recently been introduced by μ Data Systems. Their MP12T combines a 4½ digit liquid crystal display with a 12 bit binary data interface.

Tri-state TTL compatible outputs are byte organised, enabling it to be used as a direct memory-mapped interface to a microprocessor. In addition, full UART handshake logic is incorporated, and a further count-serial output enables two-wire data transmission and minimum cost high voltage isolation.



Precision timing is provided by a 6.5536 MHz crystal oscillator and the band-gap reference voltage has a temperature coefficient of 20ppm. Accuracy is 0.025 per cent and sensitivity is digitally adjustable between 10µV and 500µV per count via the Trecex expansion system.

The price for one-off is £79 + VAT, and further information is available from: John Nichols μ Data Systems, Office Suite 1, Coach Mews, The Broadway, St. Ives, Huntingdon, Cambs. PE17 4BN. (0480 63570)

TV BOOSTERS

Antiference recently announced the introduction of two new high powered masthead amplifiers for TV/FM reception, together with an associated power supply unit. They are the UP2300 (15 dB gain), the UP3300 (27dB gain), and the PU1240 power unit.

The new amplifiers incorporate entirely new sophisticated active devices which operate at 12 volts d.c. with power supplied via the downlead. They provide extremely high output capability and improved gain characteristics, and have separate VHF and UHF inputs. Both amplifiers are housed in a weatherproof




moulding which is designed for mast or surface mounting. The power unit has been specially developed for remote powering of the two amplifiers, and provides a stabilised 12V d.c. negative earth supply.

All three models are available from usual stockists, and approximate prices are: UP2300-£16; UP3300/£23; PU1240-£15. Antiference Ltd., Aylesbury, Bucks HP19 3BJ (0296 82511)

EXPLORER 85

Newtronics the computer section of HL Audio are the sole distributors for the Explorer 85 microcomputer system. At the heart of the system is the new 8080A chip from Intel and the MPU is compatible with the vast repertoire of 8080 based programs.



The EXPLORER 85 is meant to form the centre of a "Main-Frame" type computer system—its basic board has room for 4K RAM, 8K ROM/EPROM, two fully buffered and decoded S-100 Bus sockets, ROM-I/O chip to hold the system monitor, two 8-bit I/O ports, cassette-file interface. An S-100 expansion frame, which bolts rigidly to the basic board, gives six S-100 slots which will allow

standard S-100 boards to slide in for any available function.

The system comes in many levels, but for £297 plus VAT Newtronics will sell you a kit for levels A, B and D plus a video terminal board with ASC11 keyboard for direct access to a TV or video monitor. This gives the user 4K RAM, a very powerful 2K ROM-based Machine-Code Monitor, two S-100 Bus slots (to run anything from extra RAM to discs), ASC11 input, Video/TV output, cassette-based files, plenty of parallel and serial I/O ports.

Newtronics Ltd., 138 Kingsland Road, London E2 88Y.

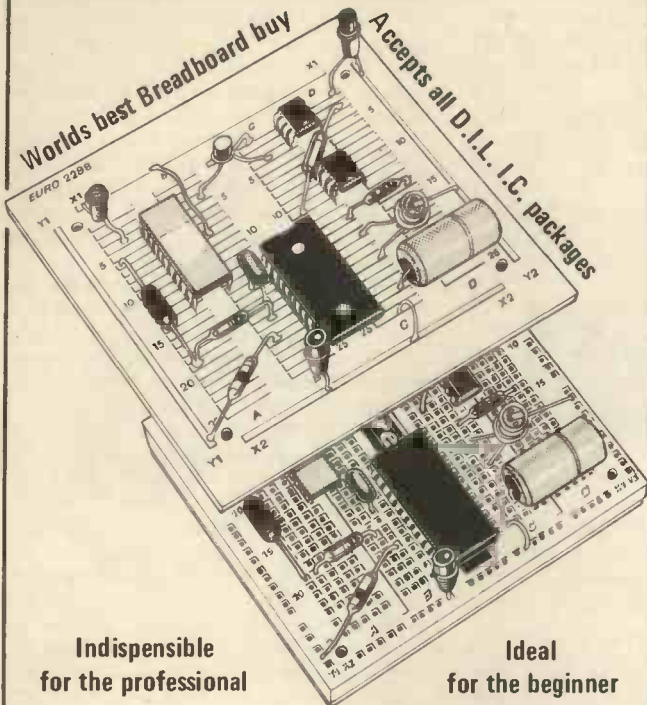
HOME RADIO

With the ever increasing cost of batteries many constructors will be interested in the battery eliminator kit for a PP9 available from Home Radio. This kit which can be assembled in a matter of minutes using a screwdriver and only requires a 13 amp plug. The complete unit can be inserted into an old PP9 battery case or a suitable case can be provided for an extra £1.50 plus VAT.

The kit is priced at £2.80 including VAT and p&p.

Home Radio (Components) Ltd., 234-240 London Road, Mitcham, Surrey, CR4 3HD.

First the EuroBreadBoard Now the EuroSolderBoard



Design on a EuroBreadBoard — Instal on a EuroSolderBoard

First the EuroBreadBoard
Will accept 0.3" and 0.6" pitch DIL IC's, Capacitors, Resistors, LED's, Transistors and components with up to .85mm dia leads. 500 individual connections PLUS 4 integral Power Bus Strips along all edges for minimum inter-connection lengths. All rows and columns numbered or lettered for exact location indexing (ideal for educational projects) Long life, low resistance (<10m ohms) nickel silver contacts £6.20 each or £11.70 for 2 including 1 or 2 EuroSolderBoards **FREE**

Now the EuroSolderBoard
New 100mm square, 1.6mm thick printed circuit board with pre-tinned tracks identically laid out, numbered and lettered to EuroBreadBoard pattern. Four 2.5mm dia fixing holes. £2.00 for set of three ESB's or **FREE** with every EuroBreadBoard

And don't forget the EuroSolderSucker
Ideal for tidying up messy solder joints or freeing multi-pin IC's, this 195mm long, all metal, high suction desoldering tool has replaceable Teflon tip and enables removal of molten solder from all sizes of pcb pads and track. Primed and released by thumb, it costs only £7.25 including VAT & PP



Snip out and post to David George Sales, Unit 7, Higgs Industrial Estate, 2 Herne Hill Road, London SE24 0AU

David George Sales,
Unit 7, Higgs Ind. Est., 2 Herne Hill Rd., London SE24 0AU.
Please send me:-

1 EuroBreadBoard	@ £6.20	<input type="radio"/>	
or 2 EuroBreadBoards	@ £11.70	<input type="radio"/>	Please
or 3 EuroSolderBoards	@ £2.00	<input type="radio"/>	Tick
or 1 EuroSolderSucker	@ £7.25	<input type="radio"/>	

All prices are applicable from Jan. 1st 1980 and include VAT and PP but add 15% for overseas orders.

Name

Company

Address

Tel. No


Please make cheques/P.O. payable to David George Sales and allow 10 days for cheque clearance and order processing PE.7.

CAMBRIDGE LEARNING ENTERPRISES

Self Instruction Courses

Microcomputers are coming - ride the wave! Learn to program.

Millions of jobs are threatened but millions will be created. Learn BASIC - the language of the small computer and the most easy-to-learn computer language in widespread use. Teach yourself with a course which takes you from complete ignorance step-by-step to real proficiency, with a unique style of graded hints. In 60 straightforward lessons you will learn the five essentials of programming: problem definition, flowcharting, coding the program, debugging, and clear documentation




Also **THE BASIC HANDBOOK (BHB) £11.50** An encyclopaedic guide to the major BASIC dialects. A must if you use other peoples' programs

and: **ALGORITHM WRITER'S GUIDE (AWG) £4.00** Communicate by flow chart! Learn to use Yes/No questions for: procedures, system design, safety, legislation etc.

Understand Digital Electronics

Written for the student or enthusiast, this course is packed with information, diagrams, and questions designed to lead you step-by-step through number systems and Boolean algebra to memories, counters, and simple arithmetic circuits; and finally to an understanding of the design and operation of calculators and computers



BOOK 1 Decimal, Octal, hexadecimal, and binary number systems and conversion between number systems; negative numbers; complementary systems. **BOOK 2** OR and AND functions; multiple-input gates; truth tables; De Morgan's Laws; canonical forms; logic conventions; Karnaugh mapping; three-state and wired logic. **BOOK 3** Half, full, serial, and parallel adders; subtraction; processors and ALU's; multiplication and division. **BOOK 4** flip flops; shift registers; asynchronous, synchronous, ring, Johnson, and exclusive-OR feedback counters; ROMS and RAMS. **BOOK 5** Structure of calculators; keyboard encoding; decoding display-data; register systems; control unit; PROM; address de-coding. **BOOK 6** CPU; memory organisation character representation; program storage; address modes; input/output systems; program interrupts; interrupt priorities; programming, assemblers; computers; executive programs; operating systems.

DIGITAL COMPUTER LOGIC & ELECTRONICS. (DCL) £7.00
A course covering the material in italics above, but at a slower pace. (4 vols)

GUARANTEE - No risk to you. If you are not completely satisfied your money will be refunded without question, on return of the books in good condition.
CAMBRIDGE LEARNING ENTERPRISES, RIVERMILL SITE, FREEPOST, ST. IVES, HUNTINGDON.

PLEASE SEND ME:-

CPB	(£9.00)	<input type="checkbox"/>	Quantity
BHB	(£11.50)		
AWG	(£4.00)		
DDS	(£12.50)		
DCL	(£7.00)		

FOUR WAYS TO PAY:
1) A U.K. cheque or a U.K. postal order (Not Eire or overseas)
2) A bank draft, in sterling on a London bank (available at any major bank)
3) Please charge my Access/M.Ch Barclay/TrustC/Visa Am. Exp. Diners
4) Or phone us with these credit card details - 0480 67446 (ansaphone) 24 hour service.

Card No Signed

THESE PRICES COVER THE COST OF SURFACE MAIL WORLDWIDE. AIRMAIL:
Eur, N.Af, Mid.E. add 1/2 to price of books: Jpn, Aus, N.Z. Pcfc add 3/4; elsewhere add 1/2

Name

Address

Cambridge Learning Enterprises, Unit 22 Rivermill Site, FREEPOST, St. Ives, Huntingdon, Cambs PE17 4BR England. U.K. Delivery: up to 21 days (or send 50p for 1st cl.p.)
Proprietors: Drayridge Ltd., address as above, Reg. in Eng. No. 1328762



INDUSTRY NOTEBOOK

By Nexus



the slot in quality and price, the simple formula with sales appeal. He may, too, have taken a leaf from the book of Clive Sinclair in using sub-contractors to make much of the product line to his designs and yet avoiding the mistakes which led to the failure of the old Sinclair Radionics.

Every business needs a bit of luck. Sugar's came with the pound gaining strength while the yen weakened. Still, which ever way you look at it, Amstrad is an achievement which shows that anyone with guts can still have a go at running his own show. It also dispels the depressing myth that we can't compete, although it has to be admitted that a percentage of Amstrad equipment is imported—from the Far East!

Fears

Apex, the white-collar union, has called for a 30-hour week, more basic pay, longer holidays and early retirement. Terrified by the prospect of the electronic office and a supposed slackening of demand for clerical staff, Apex is naturally out to protect its membership. And yet there are plenty of examples where resistance to new ideas and methods by a workforce has resulted in bankruptcy and no jobs at all.

There is bound to be greater productivity, possibly job loss, in the electronic office. That's what it's all about but I often wonder if the case is not overstated. Not many years ago there was uproar over computers being used for generating pay-rolls and other routine and boring office tasks. But there was no mass unemployment, only a quick and happy adaptation with a new field of job opportunities automatically opened up for operators and programmers, not to mention all the work generated in building the computers, installing them and servicing them during their lifetime.

Finniston

It now seems clear that nobody is really happy with the reforms in the engineering profession as proposed in the Finniston Report. The civil engineers have even gone so far as to say that their inclusion in the new Engineering Authority, if it ever gets set up, would weaken their international standing. Other interested parties are not nearly as high and mighty. But there are some oddly phrased statements being banded around. I see Mr John Sampson, general secretary of the UK Association of Professional Engineers, is quoted, for example, as saying, 'The top level muscle required to drag industry and the establishment into the engineering dimension can only be effectively wielded by a very highly respected individual reporting direct to the prime minister.' Who does he have in mind—could it be Mr John Sampson?

The debate continues and the problem, if there is one, remains. The mountains of paper work resulting from Finniston should keep some Apex clerical workers busy for a

few months—and that can't be bad.

Mystery

Sealed lips are the order of the day in the mystery of Inmos, GEC/Fairchild, the NEB, and the Government. A year ago everything looked all set for two British-based large volume IC manufacturers to be in production this year and next. Whatever may be happening behind the scenes nobody is prepared to admit.

But there is plenty of speculation. Is Schlumberger, now owner of Fairchild, disenchanted with the idea of the joint GEC/Fairchild project? Is the recently reorganised NEB, not to mention the Government and, particularly, Industry Minister Sir Keith Joseph, disenchanted with the idea of Inmos? Is it really on the cards that GEC's Sir Arnold Weinstock has been contemplating investing in Inmos, thus relieving the problem of further taxpayer funding?

Kite-flying is rampant, permutations of possibilities almost endless.

Meantime, what we would all like to know is exactly how Inmos has spent its first £25 million. What are the circuits, where are they, and how and when will they be marketed?

I ask only because I have read that a vice-president of record-breaking Intel has forecast that what with inflation and the expense of the very latest technology it could cost \$50 million to build a fabrication plant by 1985. The vice-president is Willard Kauffman in charge of Intel's component production. He should know what he is talking about and by my reckoning \$50 million at 1985 prices is a lot less than £23 million which is today's equivalent.

Inmos, of course, hasn't started building yet. True, there has been reported pilot production in the USA but how does this help Britain? True, there is an engineering and administration staff in the UK at Bristol. But still no product and no production. How about a little public accountability? Inmos and the NEB surely have a duty to let the shareholders (i.e. we the taxpayers) know the current state of play.

Awards

It wasn't just the technology and export achievement of Decca that Racal bought. Racal got Decca's previous Queen's Awards to Industry as well. The Racal Group itself scooped up another three this year, one for technology and two for exports, bringing their score to 13. Add in the ten held by Decca and the Group including Racal-Decca now has a grand total of 23.

Strangely enough, one of the export awards went to a non-electronics product, the Airstream anti-dust safety helmet. It co-incided with the 100,000th to be produced (50 per cent exported) and this particular figure was hit two years, yes two years, ahead of the original target. This is the sort of good news that keeps Racal rolling. Other companies please copy.

sinclair ZX80 REVIEW

By MIKE ABBOTT

PRODUCED by Science of Cambridge, the ZX80 is undoubtedly excellent value for money, whether purchased as a kit or ready-built. The Z80 based system incorporates a UHF modulator so that it can plug directly into your television aerial socket and go! All you need is a 9V 600mA unregulated supply. All leads are supplied, including that for a domestic tape recorder, to allow use of its built-in cassette interface for saving programs. Memory expansion is available up to 16K bytes, but the basic machine has 1K byte of RAM which Sinclair claim is used so efficiently that it's equivalent to 4K bytes on a "conventional" computer. We did not check this, but Sinclair also claim that the ZX80 is faster than all other personal computers, and so a comparison was made between a Commodore PET, our UK101 and the ZX80, each working through a simple benchmark test chosen to be independent of their different dialects of BASIC. The winning order was: ZX80, UK101 and PET.

FIRST IMPRESSIONS

The case comes in two halves, which fasten together with plastic rivets to form a pleasant unit in appearance, measuring 175 x 220 x 35 mm. These lightweight pressings are about as robust as plastic egg cartons, however, and it is immediately apparent that the p.c.b. gives strength to the case, rather than the reverse. Although there is a regulator with heatsink, the ventilation slots seen in the photograph turn out to be printed black stripes in reality. The case is probably not strong enough to take real slots! Affordability is the name of the game, and so mere adequacy should not be criticised, particularly as the all important p.c.b. is of excellent quality and design, in the ZX80.

The touch sensitive keyboard is fabricated integrally on the p.c.b. and looks smart enough. Membrane switches are used, and these sensitive and easy to clean keypads seem likely to enjoy increased popularity in the future.

CONSTRUCTION

Assembly was self-explanatory, with little risk to the i.c.s because the soldering stage involved mainly sockets and discrete components. A separate leaflet giving assembly instructions is supplied, and this is fairly thorough. It gives, in addition to the assembly procedure, convenient component identifications and colour codes alongside each item in the components list. With 47nF capacitors stamped as 473Z etc., the beginner will appreciate this.

At this stage I would like to reveal the fact that my ZX80 did not work initially due to a construction error on my part. In the belief that my kit was two diodes short, I had made up the deficit with surplus ones, only to find that the short-fall was due to my having put two diodes in what were intended to be vacant positions. If time is not on your side, mistakes like this are all too

easily made, and so I proffer this warning. If at the end of the day your ZX80 fails to operate, check not only that components are in the right place, but that there is nothing where there shouldn't be! It costs £10 to put this microcomputer through Sinclair's debugging system—PE did not receive a bill, but you will!

UP AND RUNNING

Deviations from the norm are manifold in the ZX80, and this has made the machine fun to review but difficult to know where to begin.

A manifest curiosity relates to the keyboard, and what Sinclair describe as "key word" entry at a single touch. This refers to such words as INPUT, GOTO, RUN, LIST etc, being printed on the screen by one key press, and is claimed to save you up to 40 per cent typing time, although it must depend upon whether you are developing, or merely running a program. Many "key words" do not begin with the letter of the key to which they are assigned, which can lead to a conflict with one's own reflexes to begin with, that is if you are used to pecking out words like GOSUB in the old fashioned way.

There is a kind of "anticipation logic" associated with the keyboard too! If you take, for example, the U Key; this has three functions. With Shift, it prints the dollar sign, and without Shift it prints U. It can also print IF, but just how can a two-condition switch provide three functions? Well, the key assignments are cleverly arranged so that the machine can assume certain needs. In the case of the U Key, there is no legal way in ZX80 syntax, that a U can follow a line number, and so the "anticipation logic" assumes you want IF . . . and that's what you get! All other key words are juggled thus.


Some of the inflexibilities of the ZX80 may stem from the aforementioned. Only one instruction per line is allowed, and LET is not optional. If it was, you might start a line with U = X + 1, which would confuse the "anticipation logic".

THE DISPLAY

Large clear characters appear on a rock steady display in reverse field video (black characters on white background). A full screen contains 32 columns by 24 rows of characters, and amazingly enough, the VDU operating firmware does not facilitate scrolling. When a full screen is reached, if your program does not execute a *Clear Screen* instruction (CLS) before undertaking further printing, it will "kick out" and throw up the *Screen Full* error message.

At each and every keystroke there is an extremely irritating flicker on the screen, particularly when typing in NEW, which causes a complete eruption. There is no key-repeat function, and when repetitive "dabbing" at any of the membrane switches is necessary; Rubout, for example, concentrating one's eyes on the restless display becomes difficult.





There are ten special graphics characters accessible direct from the keyboard, each available in reverse video by printing the appropriate CHR\$, thus providing twenty fairly standard graphics symbols of the kind found on larger machines. Producing bar graphs is quite feasible.

The video display is not memory mapped. In fact, with a total of only 1K of RAM there is no way the VDU could be memory mapped, since 768 locations would be snatched away for screen refresh alone. The processor presumably returns to PRINT statements on an interrupt basis, which would explain why the screen goes blank during any processing—such as FOR/NEXT loops—and this places animated *real-time* graphics outside the realms of possibility. Many disadvantages may result from this.

EDITING

Microcomputers running an interpreted BASIC generally have a small vocabulary of error messages, such that if a program with an error is run, when the mistake is encountered, the machine will stop and display the appropriate message. This might read:

SYNTAX ERROR IN LINE 150
or UNDEFINED STATEMENT ERROR IN LINE 70 etc.

Many machines have numbered error codes which amount to the same thing, and although no computer can comment on the logic of your program, it *can* tell you where you have entered invalid instructions—*after* you have tried running the program! This is where the ZX80 differs, at least in the case of syntax error, because it will not accept a line in which you have a syntax error, at the *programming* stage.

The cursor plays an important roll in this function because it can enlighten you the moment you make a mistake, or merely remind you that something needs correcting sooner or later. Let me give you an example.

Supposing you wish to type the following instruction:

10 PRINT "SOFTWARE RULES OKAY"

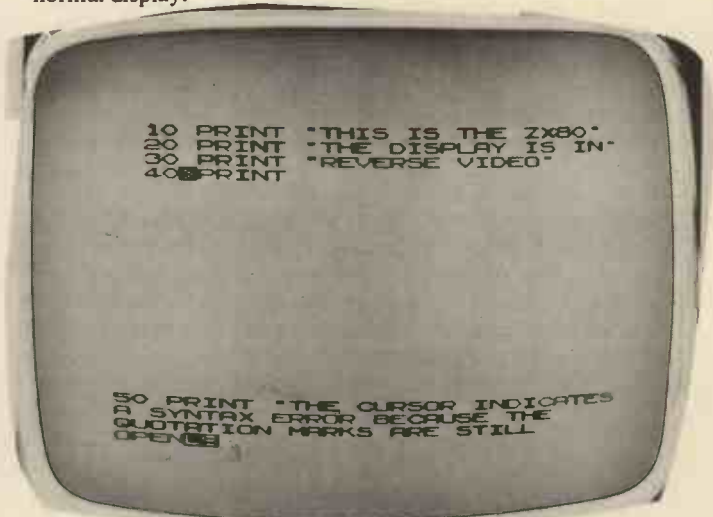
The normal cursor awaits at the bottom of the screen:

K

You type in:

10 PRINT **L** (three key presses)

The cursor suddenly turns into a reverse-field L. Note that the cursor symbol is described as reverse-field *relative* to the ZX80's normal display.



The **L** is telling you that the computer is not expecting any further single-touch key words. This relates to what I described earlier as "anticipation" logic, so that, using the former example, the U Key would actually print U now, and not IF. In other words, the cursor reflects the computers expectations.

To continue, opening quotes are now needed.

10 PRINT "**LS**

Now you find yourself with a two-character cursor clumsily lopping along. The S stands for Syntax error, and while it is present, the line will not be accepted. If you were to hit New Line (Return) now, nothing would happen, and this is because you have opened quotes and not yet closed them.

To finish, typing the remainder gives

10 PRINT "SOFTWARE RULES OKAY"**L**

Pressing New Line now sends line 10 to the top of the screen to join any previously written lines . . . A "greater than" symbol always points to the last line entered.

This leads automatically to discussion of the Editing firmware. Two arrows, obtained by Shift 6 and 7, allow the \triangleright symbol to be moved up and down the listing to select the line to be edited. After pressing the Edit key, two further arrows, Shift 5 and 8, allow the cursor to be moved *along* the Edit line, which by now will have appeared at the bottom of the screen. Insertion, alteration and deletion of characters in the usual way is then possible.

You may be wondering how lengthy programs are listed on a machine with no scroll capability. In short, there is a scroll which can be executed incrementally on a listing by moving the \triangleright symbol downwards using the "downward arrow" key. When the \triangleright symbol (which, incidentally, is called the *Current Line Cursor*) hits the bottom line, it scrolls the listing from then on.

Hyphenated LIST commands are not valid for listing blocks of program, but, according to the manual, if you type LIST, followed by a line number, the machine will list your program from that line down to the bottom of the screen. My machine seemed to have a mind of its own about that! I always got the line I wanted, but embedded in a block of program listing of the machine's own choice. If I asked for LIST from a line number already displayed further down, I got the same program block back with the Current Line Cursor readjusted to that line. Fair enough I suppose!

There is in the manual an explanation of the computer's logic for listing specific lines. This seemed little help to me when seeking out certain blocks of lines.

ZX80 BASIC

The ZX80 can only perform "integer" arithmetic; that is to say, whole numbers. Calculations on low value figures can therefore produce pretty meaningless results unless you have implemented a software solution—which is easy enough although heavy on memory! This means that the machine will not accept a decimal point in a listing (the dreaded **S** appears). It is interesting to note that the **S** came up even when I tried to reply to an INPUT with a number containing a decimal point. That cursor is ever vigilant! Any number which contains a decimal point as a result of an algorithm will be truncated, even at an intermediate stage. An example, for readers who are not familiar with the limitations of integer arithmetic:

```
10 LET A = 5/2
20 LET A = A*2
30 PRINT A
   gives the result 4
```

Enough criticism! There is one versatile aspect of ZX80 BASIC which impressed me, and that is GOTO n, where n can be a *variable*. This, I think, does more than compensate for the absence of ON n GOTO, found on other machines.

I decided not to waste editorial space repeating facts about the ZX80 which can be found in Sinclair's ubiquitous two-page advertisements, but to confine this review primarily to subjective judgements. For this reason there are no lengthy lists of BASIC verbs and functions here. There are indeed no mathematical functions, although the manual shows how square roots can be resolved by software.

There are a couple of novel string functions, and these are:

TL\$(string) which returns the string contained within the brackets minus the first character.

CODE(string) which returns the code number of the first character in the string. *This is not the ASCII code!!!*

The non standard ZX80 character code table is given in the manual, and it is interesting to note that complete key words such as CONTINUE, RANDOMISE, CLEAR etc., can all be thrown up on the screen by a single PRINT CHR\$(code number) statement.

A pseudo-random number generator allows the following functions:

RND(X) which provides a random integer in the range 1 to X.

RANDOMISE which initialises the random sequence to a number, using the number of frames supplied to the television since it was switched on. This eliminates the likelihood of a random number based program following the same trend each time the machine is switched on.

RANDOMISE n which sets the start of the random number sequence to n. This would be useful if you wanted a random number based program to deliberately do what RANDOMISE avoids, i.e. repeat a pattern or trend each time after switch-on, or execution of this function.

The ZX80 *advertisement* refers to a "Timer under program control". This refers to the PEEKing and POKEing of the TV frame counter, and not standard BASIC real-time.

Undoubtedly software and expansions for the ZX80 will be forthcoming, but for the benefit of those who know absolutely nothing about computers, yet have read the Sinclair *advertisement*, in its minimal form you would at present be hard pressed to run a power station or even play chess with the ZX80.

Another claim which might mislead the novice is: "*Lines of unlimited length*". They may indeed be! But this can only be in the form of extended PRINT statements or prolonged Boolean expressions, such as:

```
IF A = 1 OR A = 5 AND K = 6 . . . etc.
```

This may be very handy indeed, but the hidden truth is that only *one statement per line* is legal, thereby relegating the colon to its literary function only.



Some ZX80 statements are: ABS(n), REM and STR\$(n). There is no TAB function, although a software implementation of this is given in the manual.

Other minor observations are that NEXT must be followed by the operator; NEXT Z for instance. INPUT statements may not contain messages or prompts between quotes. For example:

```
INPUT "NAME"; NS
```

is illegal. A prior print statement would be necessary for "NAME?"

INPUT statements can only handle single variables. For example:

```
INPUT X,Y,Z
```

is illegal. You would require three separate INPUT statements to do this.

With regard to speed, a quick check was carried out to verify Sinclair's claim to processing speed. Below is the program used, and the time taken by two other machines which happened to be available at the time.

10 FOR A = 1 TO 5000		TIMES
20 LET X = A*2		
25 LET X = X/2	ZX80	30 sec.
30 NEXT A	UK101	40 sec.
40 PRINT "FINISHED"	PET	50 sec.

It should be borne in mind that the ZX80 had the advantage of processing integer only arithmetic, but Clive Sinclair is quoted as saying that, with its clock speed of 3.25MHz, the ZX80 will remain faster when used with the *floating point ROM* which is now in the pipeline. This ROM, incidentally, will incorporate logarithm and trigonometry functions too.

HARDWARE

The unit measures 218 x 170 x 50mm and weighs 340g (12 oz.), and is based on the NEC Z80 μ P.

All firmware is stored in one ROM, christened the "Super-ROM". This i.c. houses the *BASIC interpreter, operating system, monitor and character set*. A 46-way edge connector pad (23 + 23 pin) at the edge of the p.c.b. allows for expansion and interfacing. Memory expansion boards are available which can add up to 3K bytes each.

There is no PIO (Parallel Input/Output) device on-board. The polarized expansion connector carries the Address Bus and Data Bus, along with the Z80's "single wire" control lines.

Memory comprises two 2114L RAMs; the remaining i.c.s, excluding the regulator, being 74LS series TTL devices.

OPERATING MANUAL

The ZX80 Operating Manual is dubbed "A Course in BASIC Programming". It contains minimal inside information about the hardware and firmware and so would displease the "wires and

machine code" man, but instead is an excellent introduction to BASIC, or at least, the ZX80's dialect of the language.

There is little one can say about this as a training manual because it is so good! It is well printed, clearly laid out, and very considerably written for the beginner, and it has some quaint chapter titles. A latter chapter called "4K BASIC FOR ZX-80" gives a summary of the "user's view" of the machine, and for the technically hungry, an elementary "computer's eye view" of how things are organised. There is also a glossary of terms and statements. The appendix gives a number of useful address locations in the ZX80's memory.

So, the ZX80, plus this manual, will make learning BASIC easy and pleasurable. Although there are many more instructions at your finger-tips with an extended BASIC, they are the ones which make programming *easier*, and so learning the language with Sinclair's package should nevertheless be effective and worthwhile.

CASSETTE INTERFACE

The cassette interface is Sinclair's own (300 baud), and conventional SAVE and LOAD commands are used to write and read data using a domestic cassette recorder. There is no VERIFY or *named program* firmware, and curiously for a machine of this kind, *variables* and *data* are SAVED too; after LOAD you should start with GOTO 1 instead of RUN to get the benefit of this.

The manual implies that you may not record successfully with your cassette player running on mains power, and that you may need to switch to battery power. I did not have this trouble, but using a Sony TC-207, recording programs could not be achieved with the Earphone lead connected simultaneously with the Mic. lead. The earphone plug had to be removed. I later discovered an addendum slip to this effect.

The display, unrefined as ever, produced ugly patterns whilst cassette handling.

CONCLUSION

I see the ZX80 in the classroom, and in workshop control applications. Perhaps even hidden in the executive's top draw, to be pulled out at lunch times to resume training. For these situations, the machine is excellent, and eminently suited to teaching children the art of computer programming. It is of little use scientifically at present, with only integer capability and no mathematical functions, and this to some extent wastes the boasted processing speed of the machine.

At the time of writing it seemed appropriate to advise that a firm delivery date be secured before purchasing the ZX80 microcomputer.

A ZX80 Users Club has been formed, membership of which costs £6 p.a. (£10 overseas), which includes the newsletter and the Software Bank Index. For details, write to: ZX80 Users Club, PO Box No. 159, Kingston upon Thames, Surrey KT2 5UQ.

POINTS ARISING

AMMETER (December 1979)

Fig. 7, component layout. There are two R1s, so the most central R1 should be altered to read R7. There are also two D13s. The end-mounted diode is D13, and the flat-mounted one should read D15.

The supply leads should, of course, be taken from Chassis, and the Ignition Switch (non-battery side).

DIGITAL FREQUENCY METER (March '80)

The p.c.b. layout in Fig. 10 shows pins 26, 27 and 28 of IC11 linked to another track. These pins are not used and it is therefore necessary to break and isolate the tracks from pins 26, 27 and 28.

In Fig. 13 the link from S2b to diode D4 should be taken to the right-hand side of D4 and not the left as shown.

Some of the connections to the multiplexed i.e.d. display in Fig. 7 are incorrect, the pin numbers should be in ascending order from 1 to 16 (from left to right). The p.c.b. layout is correct.

Semiconductor UPDATE...

FEATURING

ICL 7660

TDA 1099 SP

LS 7220

R.W. Coles

NEW VOLTS FOR OLD

How many times have you put together your ideal circuit and then discovered that just one of those naughty chips needs a negative supply? Own up now. It happens to me all the time!

In the past you either had to redesign the whole thing using cunning tricks and five volt OP-AMPS like the LM324, or you gave in, added some noughts to the cheque and built a new power supply to suit. If you could stand the cost, the board space, and the resulting noise and inefficiency you *could* have used a switching DC to DC converter, but that was never an attractive solution where only a low current negative rail was required to bias one or two chips.

Enter the ICL 7660 from Intersil, problem solved. This cunning new device turns any positive voltage you give it into an equivalent *negative* voltage. You've only got a plus five volt logic supply? Well, with the ICL 7660 in circuit you've got a minus five volt supply too, so you can power those phase-locked loops or that A to D converter. A twelve volt car battery? You mean plus *and* minus twelve volts, ideal for those 741 OP AMPS.

The doubting Thomas's among you are no doubt saying you've heard it all before, and next you expect to hear about the £20,00 price tag. Not so with the ICL 7660, in hundreds it costs only £1.23 (OK, so you don't want a hundred, let's say about two quid then). Think it's bound to be big? Forget it, this little performer comes in a plastic eight pin mini-clip! OK, OK, so how much does the transformer cost. You don't need one, just two 10 MFD capacitors, *and* you can draw up to 40 mA.

Intersil haven't told me how the thing actually works, but it's a fair guess that they chop the positive supply up with a CMOS switch, pass it through one of those capacitors to destroy the DC level, and then rectify it and smooth it with the other capacitor. I don't want to take my guesswork too far, but it's likely to be a synchronous switching rectifier, rather than a diode, to avoid the otherwise inevitable diode drop. A synchronous rectifier would also explain the very high efficiency of up to 98% with a 5K load.

If you need, say, minus ten volts from your 5 volt logic supply don't despair, just cascade two 7660s and you are in business. 40mA not enough current? Then wire some 7660s in parallel, easy isn't it! If you aren't into analogue circuits at all, then

think how this device could provide the negative supply for those dynamic RAM chips, or that RS232 interface, or ...

MANY LEGGED BEASTIE

One tends hardly to raise a yawn these days, on encountering yet another weird and wonderful I.C. package, but the TDA 1099 SP from Thomson CSF had me checking the biro mark on the bottle of Johnnie Walker just in case I had tipped too much into my glass. With the (modest as usual) consumption verified, and after a couple of blinks, yes it was true. The TDA 1099 SP really did look like a plastic power transistor, but with no less than *eleven* pins, all in a neat row. Further investigation showed that the TDA 1099 SP is actually a dual (stereo) audio power amplifier in a single package which provides a very creditable ten watts per channel into 2 ohm loads. Especially designed for car radio systems, this new chip appears to be virtually indestructible.

I blanched when I read about the conditions it is designed to withstand, because I had no idea that a 12 volt car system could inflict such nasties on our unsuspecting electronics.

The TDA 1099 will handle:

- (i) 50ms, 40 volt transients.
- (ii) Extended operation at 28 volts.
- (iii) Normal operation at 18 volts (possibly if you get regulator problems).
- (iv) Short circuits on the outputs.
- (v) Polarity inversion. (Garages sometimes connect batteries up the wrong way round, the TDA 1099 SP will stand the current until the fuse blows!)

Despite this macho image, the new chip will provide a very lady like fidelity for those who enjoy that kind of thing in their cars. Distortion is typically only 0.2% at 4W, cross talk is at neg 60dB, the bandwidth is well beyond my appreciation at 20KHz, and the signal to noise ratio is 75dB even at full power.

The package design is unique and Thomson claim that it is well suited to the rugged environment to be found in a car.

QUITE A COMBINATION

There have been quite a number of circuits published for ingenious electronic combination locks, but most have suffered from their need for numerous ICs (usually

TTL or CMOS) and a host of support components. You can reduce the chip count by using a micro' of course, but this is overkill with a capital 'O', unless you can use the spare capacity of the processor for other jobs too. There has been a need for some time for a simple, cheap, combination lock circuit based on a single dedicated chip, and now at last someone has done something about it.

The firm is LSI Computer Systems Inc. (Quite a mouthful) and the chip is the LS7220. This new chip has been designed primarily for automotive applications, to replace the ignition key for example, but there is no reason why it should not be pressed into service anywhere that a convenient security lock is required. The LS 7220 comes in a 14 pin plastic DIP, and will run from 5 to 18 volt supplies with a very low consumption (40 microamps maximum at 12 volts). You would normally wire the chip up to a keypad where any four of the switches are wired to inputs 11, 2, 3 and 4, and all unused switches are wired to the RESET input. To open the lock you have to hit only the four valid keys in exactly the right sequence. If you get it right, a lock control output switches to control a relay and presumably a solenoid lock. An additional output is provided to control a lock status indicator LED. Four keys used in this way provide 5040 sequence possibilities, not sufficient for the Crown jewels perhaps, but adequate for many day to day applications. As with all practical car security systems, there can be a problem if you need to let someone else have access to your vehicle, to park it perhaps or to service it. The LS 7220 removes the need for you to give these casual users the combination by providing a SAVE input which, in effect, allows you temporarily to disable the lock once you have 'Logged-on' with the correct combination, even though you may turn the ignition off and leave the car. Turning off the ignition without using the SAVE feature causes the lock to operate, but fortunately a pin is provided for a 'Convenience delay' capacitor so that you can actually escape from your car before the lock imprisons you!

It all sounds terribly complicated to me, and I wouldn't want one on my car, but I might just find a use for it on my piggy-bank. You can get the LS 7220 in the UK from Radiofort Sentex Ltd., Radiofort House, 73A Shenley Road, Boreham Wood, Herts. (01-207 1957).

VIDEO

The slow revolution

R. Miles

THE proliferation of home video recorders which seems to have taken many people by surprise is merely the latest stage in an evolutionary process that began in earnest thirty years ago—just after the Second World War, that had seen tremendous advances made in electronics. Many of these being applicable to television, which had been neglected during those years—even in America. The time was ripe for new developments. Companies that had been working on wartime contracts now found themselves out on a limb; looking for new products to fill their production capacity, and provide work for the returning thousands. Some came across the Magnetophon: Telefunken's audio recorder, used by wartime German radio stations and taken by the Allies as reparations. Thought, turned into action.

MAGNETIC TAPE DEFICIENCIES

The result was that all sorts of deficiencies in the magnetic recording process were made apparent that the limited requirements of the audio signal hadn't revealed. To cope with the very high upper video frequencies for example, required either an incredibly small head gap or a phenomenally high writing speed. In the event, because the materials then available to designers didn't allow head gaps to be reduced by the necessary amount, writing speeds of up to 40m/sec were used, which caused both wear problems and used up enormous reels of tape very quickly.

It also became apparent that the video signal couldn't be recorded directly onto the tape if the bandwidth was to be recovered in its entirety. In fact, only a little more than half proved recoverable. The fault lying with the playback head. Where the directly proportional increase in its output with frequency at the rate of 6dB/octave, could continue only until either the resonant frequency of the head was reached or the wavelength approached the width of the head gap, when the output would rapidly collapse to zero, while at the bottom end of the frequency scale, the correspondingly low output tended to merge in with the system noise. The difference between floor and ceiling being a constant 10 octaves; whereas 18 octaves were



The microprocessor controlled HR-7700E is JVC's latest and most advanced VTR.

necessary if a well defined picture was to be reproduced—say 20Hz to 5MHz.

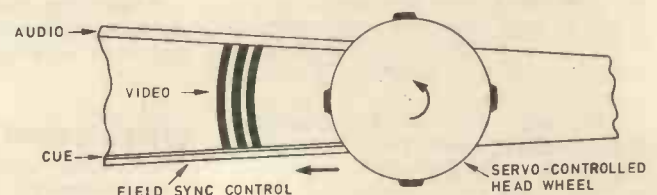
Two approaches were tried. In one, the bandwidth was divided up into two or more frequency spectra. While in the other, it was modulated onto a fixed carrier frequency. VERA, the Vision Electronic Recording Apparatus developed by Mr. Peter Axon for the BBC, used both; the low frequencies—from near d.c. to 100kHz—modulated the frequency of a 700kHz carrier, while the high frequencies—from 100kHz to 3MHz—were AM recorded onto a separate track (a 3MHz bandwidth being quite adequate for the monochrome 405 line system). Audio, was also recorded FM, on a parallel track. The tape/writing speed was 5m/sec; tape width—12.7mm. Running time, 15 minutes.

AMPEX

Several other recorders of similar design were under test. But it was Ampex, experimenting with rotary head designs, that in 1956 would win the race with their four head (Quadruplex) recorder; for the writing speed could be very much higher (41.148m/sec European broadcast standard) and the tape speed very much slower (39.7cm/sec EBS). The entire video signal was frequency modulated onto a carrier, so that the bandwidth necessary to carry the information was now determined by the sidebands produced, which could be held down to around 4 octaves. An additional advantage was that limiting could be applied to counter amplitude changes at such high writing speeds.

However, the complexity of the rotating head system that had made success possible, Fig. 1, now militated against the recorder's use in other than broadcast applications. There was little room for tolerance. Four heads spaced 90 degrees on the periphery of a wheel, spinning at 250 r.p.s., perpendicular to the motion of the 50mm tape. The tape formed into a curve of just over 90 degrees around the headwheel by a vacuum guide. Each head laying down transverse tracks containing 16 lines of video information with 2 lines of overlap. Their sequential switching being determined by the sync pulse coming off the tape. With a "rotary" transformer to get the signals in and out again. And a control track to keep all of the dynamic components at their theoretically correct positions (this, and the audio track, being on opposite edges of the tape, outside the video portion). It was no wonder that the price was a cool \$50,000!

This was beyond the means of the potential industrial, commercial and educational users, who would constitute a very



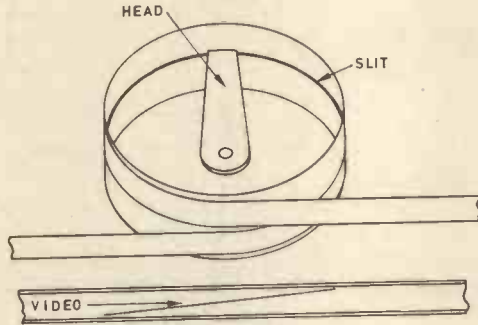
EG 358

Fig. 1. Quadruplex format

much larger market. So an alternative recording system was required. One that would provide reasonable quality pictures, without needing to be of broadcast standard. A much smaller and lighter machine that could be moved around, and eventually become truly portable. One that could be sold at a competitive price.

ROTARY TWIN HEAD RECORDERS

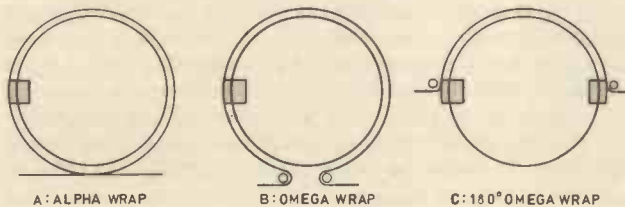
The answer lay in a patent filed in 1953 by Eduard Schueller of Telefunken, detailing a rotary twin head recorder using helical scanning. Where a tape was wrapped in a shallow helix around a large diameter horizontal drum. Scanned by the two heads rotating inside, through a narrow slit in the wall. Each oblique track—much longer than in Quadruplex—containing all of the information necessary for a 20ms field. With again, audio and sync tracks recorded on opposite edges by separate fixed heads.



EG 360

Fig. 2. Helical scan system

Actually, the early helical scan recorders tended to have just the one head, to remove the switching and matching necessary with the broadcast machines, Fig. 2. Although the effects of unmatched heads would naturally be far less noticeable in alternate fields than in 16 line "bands". This single head rotated at 50 r.p.s.; and writing speeds were typically around 25m/sec—depending on the circumference of the drum. Tape speeds varied between 12cm/sec and 25cm/sec with the 25mm or 50mm tape looped 360 degrees around the drum in what was known as the alpha wrap—because of its resemblance to the Greek letter. The first VTR to break the £1,000 price barrier, the Philips EL3400, was of this type; for the first time incorporating the now common ferrite pole tips to reduce head wear.



EG 359

Fig. 3. Tape wrapping arrangements

For this, along with tape wear caused by contact with these rapidly scanning tips and by the tapes passage around a stationary drum, were the penalties being paid for the dramatic reductions in size and cost. Problems that were eased somewhat by an alternative wrapping arrangement: omega Fig 3b, where contact was less than 360 degrees. The few lines that were missed because of this, being of no consequence if the blank was fixed at either the top or bottom of the picture. But, although both of these arrangements are still in use today, it was the 180 degree omega wrap Fig 3c that really eased the problems. It did require two heads, which re-introduced switching—so as to avoid their both contributing noise—and the problem of their



The LVR system from Toshiba employs a continuous tape loop with the audio and video encoded together.

uneven wear; but these factors were becoming of less significance as both design and technology advanced.

In the same year that Philips announced their sub-£1,000 industrial recorder—1964; Sony announced a 180 degree omega wrap helical for just £200! Not surprisingly it received a good deal of media coverage, as the first VTR to fall within the reach of the domestic user; including a demonstration on the BBC children's programme, "Blue Peter", when it appeared in Britain in '66—at almost twice the price.

It did cheat a little however; recording only every other field, playing that back twice for a properly interlaced frame. Reducing the recording bandwidth to a mere 1.5MHz. The two heads (record/playback & playback only) rotated at 25 r.p.s., as is usual with a 180 degree wrap. The 12.5mm tape ran at 19cm/sec. No RF modulator was fitted though, so playback had to be through an in-built pivoted monitor; a small one, that subjectively improved the results.

But who wanted to pay for a small screen, when they already had a large one? Or a monochrome system, when colour was obviously going to be the thing of the future? And to put up with the inconvenience of open reels, when the advantages of cassettes and cartridges were already being made available to users of audio recorders? Not too many as it turned out. Not in the domestic market, anyway; although it was quite well received by industrial and educational users (well, at under £400, it would be).

A subsequent version sprouted a couple of extra heads, to record chrominance in the guard bands between the luminance tracks. But it, and the few other skip-field helicals that appeared at intervals over the next ten years, were an evolutionary dead-end in the ascent towards a sure-fire domestic formula. Although the Matsushita-National VX2000 did achieve the distinction, in 1976, of being first to exceed 60 minutes playing time—a figure that had become something of a psychological barrier. But it was never marketed in Europe, and was really obsolete before it was ever announced.

BETA 1

For, almost exactly a year earlier, Sony had brought out their Beta 1 cassette recorder that exploited a more elegant means of making the most of a given length of tape: slant azimuth (Fig. 4.). Allowing the bands of blank tape left between the tracks—guarding against crosstalk—to be eliminated; increasing the recording density and thus reducing the tape running costs. Now, crosstalk was dealt with at the FM luminance carrier frequencies of around 4MHz by slanting the azimuth angles of the two heads by plus and minus 7 degrees; creating enough distinction between their respective tracks to achieve around -30dB at-

tenuation. While, at the much lower frequency (686kHz) where the converted chrominance signal was located (and the effectiveness of the technique was reduced to about -10dB), attenuation was achieved by phase shifting and a comb filter. Quad machines record luminance and chrominance together, but domestic recorders and some of the other helicals separate them and record "colour under" on an AM sub-carrier.

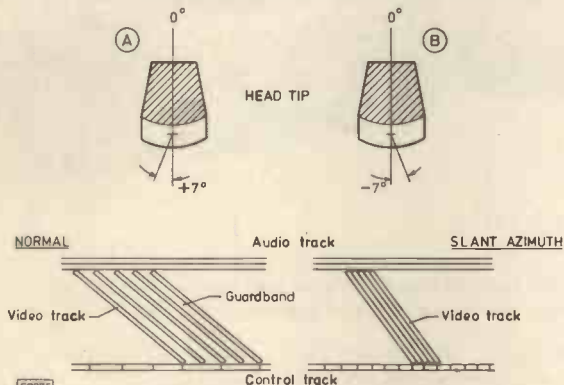


Fig. 4 Slant azimuth tape system

But, unlike the VX2000 recorder, it remained within the 60 minute time barrier; and so it was a target for the same criticisms that were being directed at the Philips N1500, introduced in 1974. Too little time for recording feature length films off-air, and for playing the pre-recorded cassettes that would be needed to bring variety to the consumers viewing and to stimulate sales. Too little time for even an hour long programme, if the recorder was activated by the integral timer and the start of the programme was delayed—as common an occurrence then, as now.

VHS

Therefore, in late '76, JVC announced their VHS (Video Home System) format; which better exploited slant azimuth by offering a maximum of two hours from a cassette. Sony, who had offered their Beta format to JVC's sister company, Matsushita, were not amused; and within a few months brought out their two hour Beta 2 format—supported by Sanyo and Toshiba. Matsushita dropped their VX2000, and went VHS. The chance for a united Japanese front had gone.

In Europe, Grundig went slant azimuth and brought out their own two hour modification to the basic Philips VCR (Video Cassette Recorder) format. Philips followed suit by announcing their own two hour long play version—VCR-LP; and launched their new N1700 recorder onto the British market at the end of 1977. Within a few months, PAL versions of VHS and Beta formats hit the British market with maximums of three and three and a quarter hours playing time respectively. Philips squeezed another half hour out of their two hour cassette with longer, thinner tape in reply. And Grundig reduced the linear tape speed of theirs to give a maximum of four hours playing time with a format they called: SVR (Super Video Recorder).

INCOMPATIBLE SYSTEMS

At the end of 1978 then, the consumer was faced with a choice of four, totally incompatible, formats; each one attempting to seduce him with unique features. Whereas, in fact, they were very similar indeed. All used helical scanning; although with different drum diameters and thus, writing speeds: from a low of 4.83m/sec VHS, to the 8.1m/sec of VCR-LP. All wrapped 12.5mm tape 180 degrees around the drums; although the means of drawing it out of the cassettes and the paths taken were different with each (Fig. 5). As were the tape speeds; in this case, Beta being the slowest with its extra narrow—30

microns—video tracks, at 1.87cm/sec and VCR-LP the fastest at 6.5cm/sec. Giving the Philips N1700 the best picture and sound quality. Although the co-axially mounted spools did cause some reliability problems, and made the cassettes rather bulky by comparison with the VHS and Beta ones—the same with the Grundig off shoot.

They all featured drop-out compensation—a one line video memory—to fill in any detail lost by dust on the tape, etc. Also,

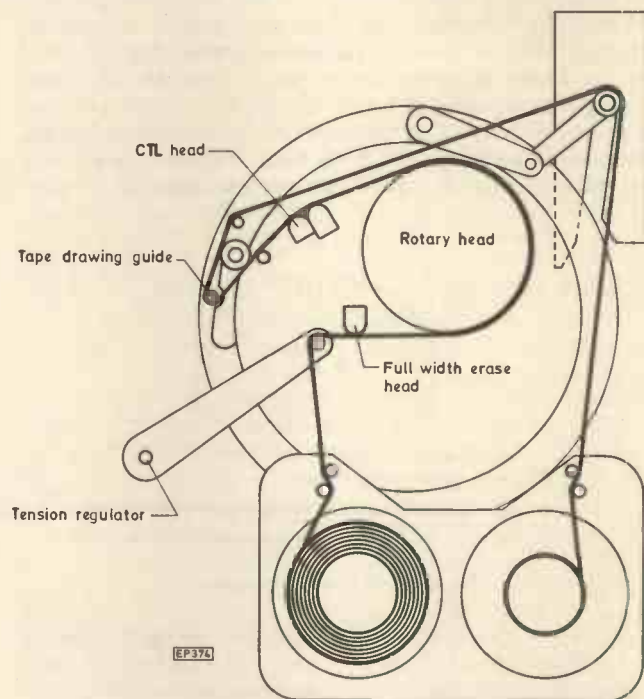


Fig. 5 Sony's U-loading

eight channel tuners; with limited forward timing, on one channel only. The Philips and Grundig recorders made do with just RF inputs and outputs, plus mic; while the Japanese machines added video and audio. Sound however, was as much the poor relation of video as in most television receivers, with average bandwidths from 80Hz to 8kHz and other figures to match.

But, although video has fared rather better because of the rotating heads, its bandwidth was still limited to 3MHz; and that was only achieved by straining the technology to its limits. In fact, if the performance of magnetic tape had not improved dramatically over the past twenty years, even the advances in electronics would not have allowed home video recording to become a reality. Narrow tracks and low writing speeds, require low noise levels to achieve an acceptable picture. Techniques such as noise coring are certainly important factors, but are not substitutes for high coercivity particles. While the physical properties of the tape must combine low friction to reduce wear in the penetrating heads (they protrude through the slot in the drum), with just enough abrasivity to keep them clean. This latter degree of self-maintenance, together with the much improved binders that have largely overcome the tendency of early coatings to break up and clog heads and guides, removes the temptation for owners to attack the works with good intention. And the problems that would occur without regular maintenance.

NEW FORMATS

After the initial rush by manufacturers to get a video recorder onto the market—mostly JVC's machine with a bit of cosmetic reworking; 1979 saw two distinct trends emerging: the upgrading and diversification of the basic machines, and an injection of variety in the shape of three new formats. Having ap-

parently decided that the facilities offered by the first crop were the least that the consumer desired; they set about building on these to make the products that much more desirable. The timer, for example; originally operative over a mere three days, now gave the user the chance to be away for a week or more without having to miss a favourite programme, or several programmes on one or more channels. And programmes could now be located automatically by identification pulses at their beginnings and ends.

Variations of fast and slow playback were other features introduced; and with them another problem; change the speed of the tape, and the angle of the head path is changed. Thus, it will deviate from the track that it's scanning, if that track has been recorded at the normal speed: following a more shallow path at high speed and a steeper one as the speed is reduced. With noise bars as the result. A compromise adopted by JVC in their HR3600 recorder, is to have one extra width head just wide enough to cover the angle change.

DYNAMIC TRACK FOLLOWING

A rather more elegant answer was forthcoming from Philips, in their new V2000 format—co-developed by Grundig. Dynamic Track Following; where the heads are made to follow the tracks by the application of a specific voltage to the piezo-ceramic plates on which they are mounted. A technique that had previously been confined to machines of broadcast quality. But even if speed variations had not been anticipated, the need for precise alignment of heads to their tracks was essential with the video tracks being as narrow as 22.6 microns. Particularly so, with the unique turn-over cassette that's been adopted; reducing the 12.5mm tape to two self-contained 6.25mm lengths (Fig. 6). Which was partly done to increase the tape speed to 2.44cm/sec (impossible otherwise with such narrow tracks) to maintain a tolerable sound quality—enhanced 8dB by a noise suppression process. And partly to increase the maximum playing time to two times four hours (useful to someone thinking of starting a programme archive).

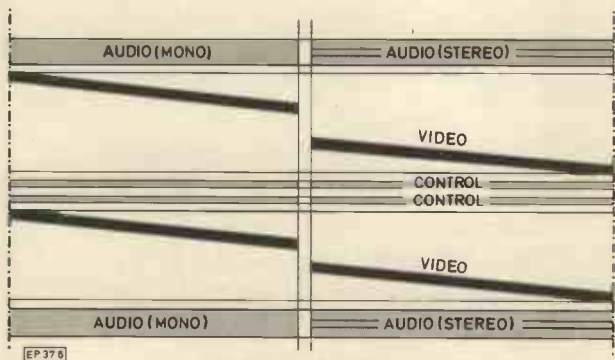


Fig. 6 V2000 format

Actual control of the video heads is achieved by their writing auxiliary signals with constant frequency (every four tracks) during recording, in the sequence: head 1 with $f_1=102\text{kHz}$, head 2 with $f_2=117\text{kHz}$, head 1 with $f_4=164\text{kHz}$ and head 2 with $f_3=149\text{kHz}$, and so on, (Fig. 7). When the heads do overlap adjacent tracks during playback, the difference between the wanted auxiliary signal and the crosstalk one becomes the means to correct the deviation. The directional information—up or down,

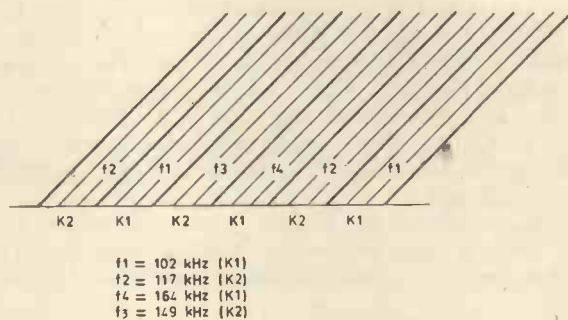


Fig. 7. Control frequencies for video heads

being supplied by whether the overlap results in a difference signal of high or low frequency. Should both heads deviate equally in the same direction, then the control voltage is fed to the capstan servo instead. During recording, tolerances and ageing can be compensated for by writing an additional burst of 1.5 lines duration within the vertical blanking interval at a frequency of $f_5=222\text{kHz}$ (Fig. 8). The head then switches to playback for another 1.5 lines to read the burst on the previous track at a level dependent on its distance from the latter. Measurements from both heads are then compared, and the difference provides the voltage to control one of the heads—the other being fixed. As all of these frequencies are well below the 625kHz of the chrominance carrier, no interference is caused. And the whole DTF process does away with the need for a sync track.

The first two machines—naturally from Philips and Grundig, although interest is being shown by others in their new format—are now available. Of the two, the Philips VR2020 is the more sophisticated; with more use made of the microprocessor for control and programming. Although Grundig's Video 2x4 isn't backward; and it is the first European machine to feature front loading of the cassette (Sharp were the first, with their VHS machine to the NTSC standard).

LVR's

The other two formats announced will also be held back until later this year. Both of them LVR's (longitudinal video recorders), having a fixed head laying down parallel tracks along the tapes length. But there the similarity ends. The BASF format is a bi-directional one, running 8mm tape back and forth at 4m/sec, recording 72 two and a half minute tracks, with a turn-around time of just 100ms—exactly five fields, during which the head steps down a track. A design reminiscent of several prototypes that have appeared over the years—one of them using a

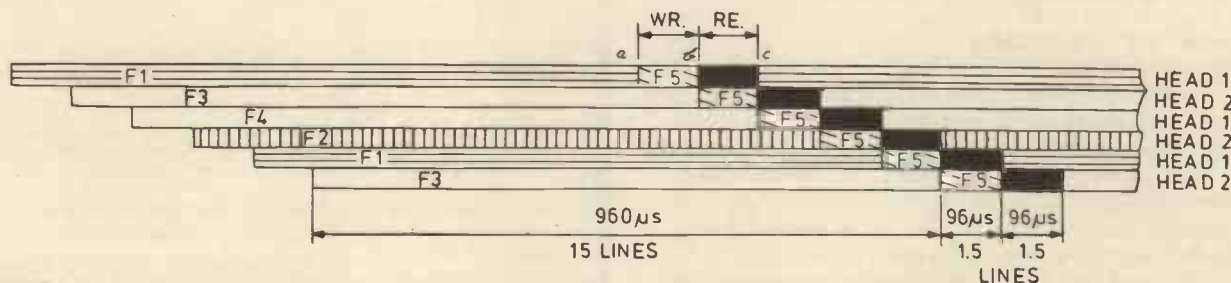


Fig. 8. Additional 1.5 lines to compensate for tolerances and ageing

modified Collaro tape deck and disappeared when the obstacles proved too great (BASF have now been working on it for over eight years). In basic layout it's very similar to the Newell bi-directional recorder that appeared in 1967—conceived as a computer data store, that kept the tape in tension by having the tape reels pressed tightly against a large capstan taking the tape past the head. Although BASF have introduced refinements such as air-guiding and automatic take-up when the feed spool is inserted (the other remains in the machine) (Fig. 9). They have also incorporated the first digital timebase corrector into a domestic machine. Which, in addition to steadying the jittery sync pulses at that velocity, also removes wow and flutter from the two audio channels; encoded in with the video on FM carriers at 100 to 200kHz. Second generation recorders may also incorporate a field store to fill in the 100ms gap, if cost can be reduced enough.

That's one problem that Toshiba's LVR won't have to face; they've gone for a continuous loop, covering the 12.5mm tape with 300 tracks of twenty four seconds duration. Also with

former are led by Philips, whose VLP machine has already been test marketed in Georgia USA; using laser light reflected back from the encoded video and stereo audio signals etched into the disc. While the latter approach is favoured by JVC and RCA; where the disc and a stylus form the two halves of a low value capacitor, with the encoded signals producing capacitance variations. The only real difference between these being that the RCA disc has guiding grooves; whereas JVC's stylus has to be centred by a servo, from tracking signals contained in a parallel spiral. The Philips laser is centred by information derived from any deviation of the reflected beam from its sensor. As it's now forty-five years since Baird's seven bob 78's were offered for sale in Selfridges, it's about time there was a replacement.

But of all the things that are likely to come in the future, the most far reaching must be the eventual changeover from analogue to digital recording. With audio coming first, and then video. Sony have already demonstrated a fiftieth generation copy to show the stability inherent in pulse code modulation. While Ampex are aiming at a super high bit rate of 1000 Mbs; using helical scanning, with each head composed of a stack of 25 or 30 thin film inductive heads. Aimed, naturally, at the broadcast user. But, like video recording itself, the principles will filter down to the bottom consumer level given time (although BASF suggest that audio quality with their LVR might make domestic digital superfluous?).

The only thing that does seem certain about the future of home video, is that the rate of new developments will continue to confuse the public for sometime to come. Confuse everyone, with all of the claims and counter claims that manufacturers throw up through their public relations and advertising, where everything is unique. Providing a continued stimulus for articles on the subject. ★

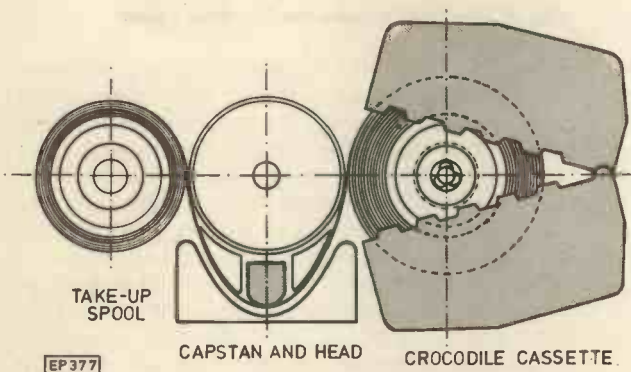


Fig. 9 BASF's LVR system

video and audio encoded together. But whether an air cushion and back-coated lubricant can solve the friction problem of drawing tape out of a cartridge at 5.5m/sec as Toshiba claim, will only be answered when they go into production.

But, in one form or another, LVR's seem destined to stay. They can be made smaller and lighter than helical scan machines, with fewer moving parts. Ultimately, both companies hope to reduce the size to the point where the recorder can be integrated into a solid-state video camera. And with Kodak rumoured to be working on an LVR, one can believe them. Another advantage they possess is that, with a multi-track head, a full tape can be duplicated in just the time it takes to play one track. And such short tracks will allow very rapid access, with the head stepped to the right one.

1979 also saw the VHS and Beta formats becoming size conscious; with the result that there are now several portables on the market, with more to follow (in the larger NTSC market first). Achieving their reduced size by having optional tuner/timers and a.c. adapters (like BASF's LVR), for normal domestic use. Giving users with more creative tendencies the best of both worlds: personal productions with a colour or monochrome camera, and the recording of broadcast programmes and the playing of videograms (a rapidly growing area).

It was thought that software producers were going to wait for the video disc; but the continuing delay and the uncertainty as to which format will come out on top has forced them to press on. As the intention is to provide a playback only medium, having the one format would ensure a healthy market. But there's still a gulf between those who favour the more elegant optical approach and those who prefer the cheaper mechanical one. The

A new book for the home electronics constructor

Microprocessors for Hobbyists

Ray Coles

- * An introduction to microprocessors based on two popular series in *Practical Electronics*
- * Covers the architecture of microprocessor chips and systems, programming memory and input-output components
- * Describes home computers together with a comparison of different models and the appropriate software
- * Includes a comprehensive glossary of terms to explain the 'buzz-words' of the micro-processor scene

1980 96 pages £2.95 US \$6.75

Newnes Technical Books
Borough Green, Sevenoaks, Kent TN15 8PH

Butterworths has companies in Australia, Canada, New Zealand, South Africa and the USA, where local prices apply.

CASIO

WATCH OFFER

£21.95

Including VAT Postage and Packing



To: METAC Electronics and Time Centre (P.E. Offer)
67 High Street, Daventry, Northants. Tel. 032 72 76545.

To: METAC Electronics and Time Centre (P.E. Offer)
67 High Street, Daventry, Northants. Tel. 032 72 76545.

Mail order only

Please send me watch/es at £21.95 each

I enclose P.O./Cheque No..... Value.....

Name

Address

.....

.....

Please allow 21 days (maximum) for delivery (more for overseas orders)

OFFER CLOSES SEPTEMBER 5, 1980

Name

Address

.....

.....

From: METAC Electronics and Time Centre (P.E. Offer), 67 High Street, Daventry, Northants.

Please complete both parts of the coupon in BLOCK CAPITALS

THE OFFER

For some time PE has been trying to arrange a special offer on one of the very popular range of Casio watches. Until now this has not been possible due to the control of supply by Casio. However, Metac have now been able to purchase Casio outside the UK and this offer is the result.

NOTE . . . The watch on offer is that shown and described on this page. This is the latest version from Casio and it was decided to offer this new watch, which gives a constant time and date display, in preference to the older watch shown on the cover.

We do not expect readers to be able to match or beat this offer, or to find any Casio watch at less than the normal price, other than through Metac.

THE WATCH

CASIO ALARM CHRONO TYPE 83 QS 41B

Stainless steel case less than 9mm thick, mineral glass, water resistant to 2 atmospheres (66 feet), Lithium battery giving approximately four years' life, four year calendar, accurate to within 15 seconds a month, full one year's guarantee.

THE FACILITIES

- ★ Hour, minute, second, am/pm, date.
- ★ Hour, minute, am/pm, day, date.
- ★ Stopwatch to 12 hours measuring in 1/10 second giving net time, lap time and 1st-2nd place times. Indicator shows chronograph is running when normal time is displayed.
- ★ Alarm setting, hour, minute, am/pm. Alarm sounds for 60 seconds unless cancelled. Indicator shows alarm is set.
- ★ User optional hourly chime (two bleeps).
- ★ Back-light.

TAPE

SLIDE

SYNC

WITH the aid of our tape/slide synchroniser you can give a professional touch to your slide shows. The unit will automatically operate the motorised slide change mechanism of a projector at the appropriate times, while a tape of background music and/or a commentary is being played. The music/commentary is carried on one channel of a stereo tape, while short bursts of audio tone are recorded onto the other channel at the points where slide changes are required.

The synchroniser really consists of two separate circuits; a tone generator which can be used to record the slide-change signals onto the tape at the same time as the music/commentary is being recorded, and an electronic switch which will operate the slide change mechanism of the projector when it receives the audio tone signals. The design described here is for an inexpensive battery operated synchroniser which should be sensitive enough to work properly with any reel to reel or cassette recorder.

CIRCUIT DESCRIPTION

The complete circuit diagram of the Tape/Slide Synchroniser unit is shown in Fig. 1.

The tone generator, which is based on IC1, uses a well known configuration. IC1 is a 741C operational amplifier, and R3 to R5 are connected to make this operate as a type of Schmitt Trigger. If the inverting input is taken above $\frac{2}{3} V+$, the output of IC1 goes low. Taking the inverting input below $\frac{1}{3} V+$ causes the output of IC1 to go high.

At switch on, C5 will be uncharged and the inverting input will be at the negative supply rail voltage. IC1's output therefore goes high, and C5 charges up via R6. When the charge on C5 exceeds $\frac{2}{3} V+$ the output of IC1 triggers to the low state, and C5 then starts to discharge through R6. This continues until the charge on C5 drops below $\frac{1}{3} V+$, whereupon the output of IC1 returns to the high state and C5 starts to charge up by way of R6 once again. Thus the circuit continuously oscillates producing a squarewave signal at the output of IC1. The specified component values give an operating frequency of about 4kHz, but the precise frequency of the tone generator is not of great importance.

As the output of the tone generator is rather high in amplitude, being several volts peak to peak, it is connected to the left hand channel of output socket SK2 via the attenuator R7 and R8. The right hand channel of SK2 connects direct to input socket JK3, and the music or commentary signal is applied to JK3. S2 controls the negative supply to the tone generator, and is pressed to produce the required short bursts of signal. It may sometimes be more convenient to use an external switch contained in a small hand-held box, and such a remote control switch can be connected to JK4.

The left hand output from the tape recorder, which con-



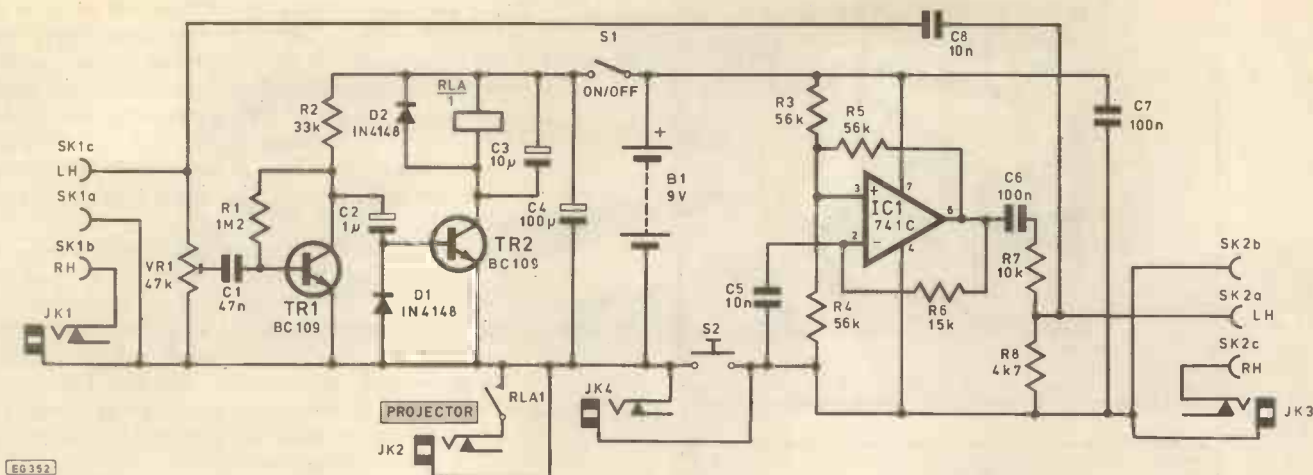


Fig. 1. Complete circuit diagram of the Tape/Slide Synchroniser

tains the tone bursts, is fed via VR1 to the high gain common emitter amplifier of TR1. The preset VR1 can be used to reduce the sensitivity of the unit if it should prove to be over-sensitive for the particular recorder being used.

The capacitor C2 couples the amplified signal at TR1's collector to the base of the second common emitter stage of TR2. This second stage has no standing base bias, and TR2 only conducts when the output signal from TR1 is positive going and more than about 0.6 volts in amplitude. During the bursts of audio tone TR2 will become conductive during positive going input half cycles to its base, and pulses of current are then supplied to its collector load; relay coil RLA/1 and capacitor C3. The capacitor C3 integrates the pulses of current to provide a continuous d.c. signal which energises the relay coil while the audio tone is present. Of course, in the absence of the tone there is only an input of background noise, and this is insufficient to activate the unit. Thus the relay is only operated during the bursts of tone, and a pair of normally open relay contacts are used to activate the slide change mechanism of the projector during each tone burst.

The diode D2 is the usual protective diode that is included across high inductive loads in semiconductor circuits. There is no danger of TR2 passing an excessive collector current into the low collector load impedance of C3 and the relay coil, since the base drive current cannot be high enough to produce such a current. D1 ensures that the input signal to TR1's base swings symmetrically either side of the negative rail, and that the unit functions correctly. S1 is the on/off switch for the tone detector circuitry.

The right hand channel input from the tape recorder is coupled direct to JK1, and from here it is taken to the amplifier. C8 couples the output from the tone generator to the input of the tone detector. This enables the projector slide change mechanism to be activated and the audio tone to be recorded merely by operating S2, and this is a helpful feature when preparing a tape. There is no need to switch out this signal path during playback, since it has a minimal shunting effect on the input of the tone detector.

The current consumption of the tone generator is only about 1mA, and the tone detector circuit consumes only about 180µA under quiescent conditions, rising to approximately 25mA during the brief periods when the relay is activated. The unit can therefore be economically powered from a small 9 volt battery.

COMPONENTS . . .

Resistors

R1	1M2
R2	33k
R3, R4, R5	56k (3 off)
R6	15k
R7	10k
R8	4k7
All resistors $\frac{1}{4}$ W 5% (10% over 1M)	

Potentiometer

VR1	47k hor. preset
-----	-----------------

Capacitors

C1	47n C280
C2	1µ 25V elect
C3	10µ 25V elect
C4	100µ 10V elect
C5, C8	10n (2 off) C280
C6, C7	100n (2 off) C280

Semiconductors

D1, D2	1N4148 (2 off)
TR1, TR2	BC109 (2 off)
IC1	741C

Switches

S1	Rotary on/off switch or s.p.s.t. toggle
S2	Push to make, release to break

Miscellaneous

Relay Omron 306 ohm 12 volt coil, single changeover contact.
Sockets.
JK1, 2, 3, and 4 3.5mm jacks (4 off, see text)
SK1 and SK2 3 way DIN types (2 off, see text)
Metal instrument case about 152 x 114 x 44mm
Printed circuit board
Control knob
PP3 battery and connector to suit




Fig. 2. P.c.b. design

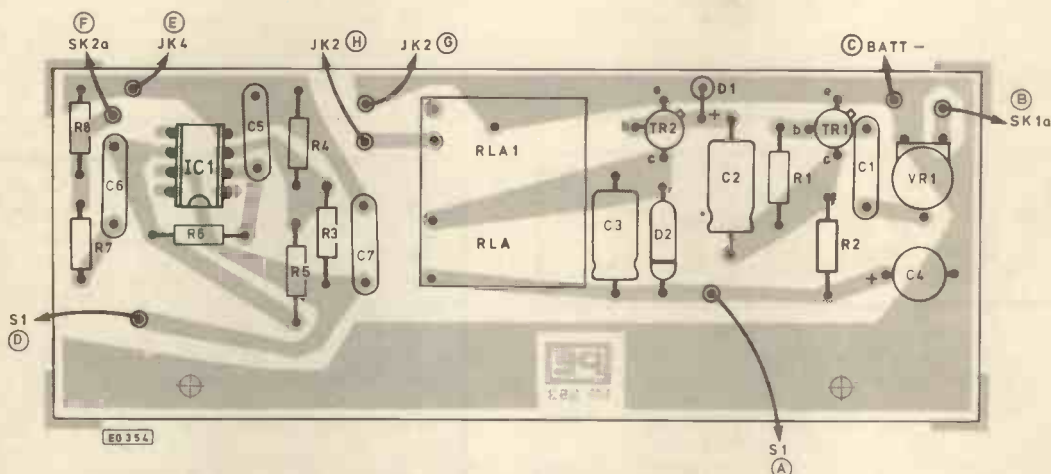


Fig. 3. Component layout

CONSTRUCTION

Switches S1, S2, and JK4 are mounted on the front panel, while the other five sockets are mounted on the rear panel of the case. On the prototype 3.5mm jacks are used with 3 way DIN types being used for SK1 and SK2. However, these can be changed to types which better suit the equipment with which the unit is employed.

Except for the battery and C8, all the other components are mounted on a printed circuit board; the copper track pattern is shown in Fig. 2 with the component layout shown in Fig. 3. The specified relay is a printed circuit mounting type which fits direct onto the board, and it is therefore not advisable to use a substitute relay. However, the circuit will work with any relay having a 6/12 volt coil with a resistance of about 200 ohms or more. Make sure though, that the relay has at least one normally open contact (or a changeover contact that can be used as a normally open type) of adequate rating. The contact ratings of the specified relay are considerably more than adequate for any normal projector. A wiring diagram for the front and rear panels is given in Fig. 4.

TESTING AND USE

The finished unit can be tested by switching S1 to the "on" position and pressing S2 a few times. The relay should be heard to open and close as S2 is operated, even if VR1 is well backed off (adjusted well in a clockwise direction).

In use, when preparing a tape SK2 is coupled to the input of a recorder, JK2 connects to the projector's remote control

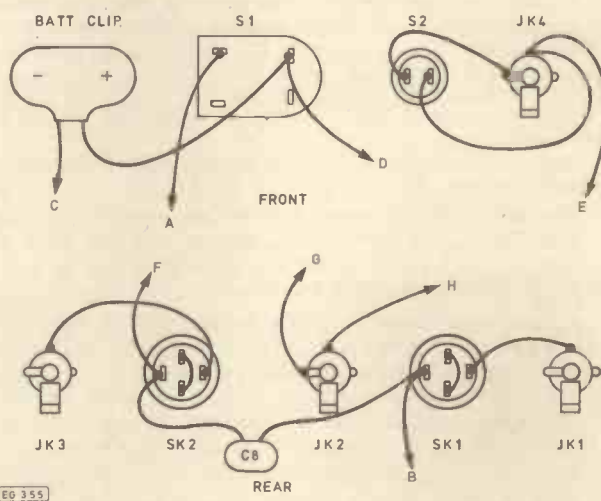



Fig. 4. Wiring diagram for the front and rear panels

socket, and JK3 is fed with the music/commentary signal. S2 is then operated so that the recording level for the left hand channel of the recorder can be set at about 0dB. The tone detector requires a minimum input level of about 30mV r.m.s. for reliable operation, and any recorder should be capable of producing such an output signal from a 0dB



Internal view of the Tape/Slide Synchroniser

Countdown

Microsoft (symposium) July 7–10. University of Sussex. **S1**
Automation Exhibition July 8–10, 1980. Gloucester City College of Technology. Three half-day seminars to run concurrently: uP applications and interfacing, modern welding and CAD are the topics. Organised by the Low Cost Automation Centre of the college.

The 1980 Microcomputer Show July 10–12. Royal Lancaster Hotel, London. **O**

London Computer Fair July 11–12. Polytechnic of North London Theatre. Organised by the North London Hobby Computer Club, this is the first exhibition of its kind, including retail exhibitors, hobbyists, club stands, seminars, workshops, surgeries, a bazaar and jumble sale. This event should be great fun for the amateur and commercial computerist, as well as the casual onlooker.

BAEC Amateur Electronics Exhibition July 12–19. The Esplanade Shelter, Penarth, near Cardiff, S. Glam. Open evenings from 7pm, and weekend afternoons. **B**

Computer Graphics (exhibition & conference) Aug. 12–14. Metropole, Birmingham. **O**

Harrogate International Festival of Sound Aug. 16–19 (18 & 19 trade). The Exhibition Centre + hotels. **X**

Edtech Aug. 19–21. Holland Park School, London. **C1**

Personal Computer World Show Sept. 4–6. Cunard Hotel, Hammersmith, London. **M**

Laboratory Sept. 9–11. Grosvenor Ho., Park Lane, London. **E**

Intron 80 Sept. 9–11. RDS, Simmonscourt Pavilion, Dublin. **V**

West of England Electronics Exhibition Sept. 9–11. Bristol Exhibition Centre. **Q**

Electrathon (Lucas battery vehicle race) Sept. 13, 1980. Fashioned on last year's event, this "whispering Grand Prix" is a contest for home made electric vehicles. It will again be held at Donington Park Race Circuit, nr. Derby. Details: ☎ 021-554 5252.

Avionics (symposium) Sept. University of Surrey. **S1**

Emix (Electronic Measuring Instruments Exhibition) Sept. 30, Oct. 1–2. Post House Hotel, Southampton. **I**

BEX (Business Equipment Exhibition) Oct. 1–2. The Guildhall, Plymouth. **K**

Emix Oct. 7–8. Centre Hotel, Newcastle. **I**

Emix Oct. 14–15. Guildhall, Cambridge. **I**

Drive Electric October 14–17. Wembley Conf. Centre, London. Organiser: ☎ 01-834 2333.

BEX Oct. 15–16. Assembly Rooms, Edinburgh. **K**

Engineering Ireland Oct. 15–18. Leopardstown Exhibition Centre. **V**

recording level. Next the slide projector is set up with the first slide ready for projection, preparations are made so that the music/commentary is ready to be recorded, and then recording commences. After the music/commentary for the first slide has been recorded, S2 is operated so as to change to the next slide and record the synchronisation tone. This process is continued until the final slide is reached, and the recording is stopped when the final piece of music/commentary has been completed.

If the tape is now rewound to the beginning, SK1 is coupled to the output of the tape recorder, and the amplifier is fed with the output from JK1, the projector should automatically change the slides at the appropriate times. R1 should be set for maximum sensitivity, and will only need to be backed off somewhat if the background noise from the recorder causes the unit to operate continuously.

The unit can be used with a mono recorder as a sort of programmed slide timer. In this case the tone generator is used to record short bursts of tone to give slide changes at the required intervals during playback into the tone detector, and there is no recorded commentary or music. ★

Testmex (exhibition and conference) Oct. 28–30. Wembley Conference Centre. **T**

Viewdata Exhibition for Professional & Business People Oct. 29–31. West Centre Hotel, London. **Z1**

Compec Nov. 4–6. Olympia. **Z1**

BEX Nov. 5–6. Sophia Gardens, Cardiff. **K**

Semiconductor International 80 Nov. 25–27. Metropole Convention Centre. **T1**

Breadboard Nov. 26–30. Royal Horticultural Halls, Westminster. **T**

Microsystems 81 March 11–13. Wembley Conf. Centre, London. **L**

Inspex 1981 March 16–20. NEC Birmingham. **Z1**

Computer Graphics 1981 April 28–30. The Barbican Centre, London. **O**
Entertainment 81 May 9–17. "Audio, Video and Television Fair". NEC, Birmingham. Weekday mornings are trade only. **B2**

Components 81 (Electronic Components Industry Fair) June 9–12, 1981. Earls Court, London. This show will alternate yearly with

Electronics, now the IEA amalgamation with Electrex has ceased. **I**
International Business Show 1981 October 20–29. NEC Birmingham. **A2**

Electronics 82 (formerly IEA, but now sub-titled International Electronics, Control and Instruments Exhibition) May 24–28, 1982. NEC. This show will alternate yearly with *Components* now that the IEA/Electrex amalgamation has ceased. **I**

B British Amateur Electronics Club, 26 Forrest Road, Penarth, S. Glamorgan.

E Evan Steadman. ☎ 0799 22612

ITF ☎ 021-705 6707

K Douglas Temple Studios, 1046 Old Christchurch Rd., Bournemouth.

L Iliffe Promotions. ☎ 01-261 8437.

M Montbuild. ☎ 01-486 1951

O Online Conferences. ☎ 0895 39262

Q Exhibitions For Industry Ltd. ☎ 08833-4371

T Trident International Exhibitions. ☎ 0822 4671

V SDL Exhibitions, 68 Fitzwilliam Square, Dublin, Ireland.

X Exhibition & Conference Services, Claremont Ho., Victoria Ave., Harrogate, Yorks. ☎ 0423 62677

C1 Stereoscopic Television Ltd., 41/43 Charlbert St., St. John's Wood, London NW8 6JN. ☎ 01-722 4139

S1 Society of Electronic & Radio Technicians, 57-61 Newington Causeway, London SE1 6BL. ☎ 01-403 2351

T1 Kiver Communications U.K., Millbank House, 171/185 Ewell Road, Surbiton, Surrey KT6 6AX.

Z1 IPC Exhibitions Ltd., 40 Bowling Green Lane, London EC1R 0NE. ☎ 01-837 3636

A2 Hart Browne & Curtis Ltd., 29 Sackville Street, Piccadilly, London W1X 1DB. ☎ 01-439 8556.

B2 Brintex Exhibitions, 178 Great Portland Street, London. 01-637 2400

Unique in concept - the home computer that grows as you do!

New! - The Acorn Atom



£120 An outstanding personal computer kit
plus VAT and p&p.

Also available ready-built
£150
plus VAT and p&p


The ATOM - a definitive personal computer. Simple-to-build, simple-to-operate. But a really powerful full-facility computer. And designed on an expandable basis. You can buy a superb expanded package now - tailored to your needs. Or, you can buy just the standard Atom kit, and, as you grow in confidence and knowledge, add more chips. No need to replace your equipment. No need to worry that your investment will be overtaken by new technology. As you need more power, more facilities, you can add them!

*The picture shown demonstrates mixed graphics and characters in three shades of grey provided by the Standard Atom.

The standard ATOM kit includes:

- Full sized QWERTY keyboard
 - Rugged polystyrene case
 - Fibreglass PCB
 - 2K RAM
 - 8K ROM
 - 23 integrated circuits
 - Full assembly instructions including tests for fault-finding.
- (Once built, connect it to any domestic TV and power source)
- Power requirement: 8V at 800 M A. ATOM power unit available.

See coupon. PLUS FREE MANUAL written in two sections - teach yourself BASIC and machine code for those with no knowledge of computers, and a reference section giving a complete description of the ATOM's facilities. All sections are fully illustrated with example programs.



The ATOM concept

Adding chips into sockets on the PCB allows you to progress in affordable steps to large-scale expansion. You can see from the specifications that the RAM can be increased to 12K allowing high resolution (256 x 192) graphics. Two further ROM chips, e.g. maths functions, can be added directly to the board giving a 16K capacity. In addition to 5 I/O lines partly used by the cassette interface, an optional VIA device can provide varied I/O and timer functions and via a buffer device allow direct printer drive. An optional module provides red, green and blue signals for colour. An in-board connector strip takes the ATOM communications loop interface. Any number of ATOMs may be linked to each other - or to a master system with mass storage/


hard copy facility. Interface with other ACORN cards is simplicity itself. Any one ACORN card may be fitted internally. So you can see there are a vast number of modular options and additions available, expanding with your ability and your budget.

The ATOM hardware includes:

- Memory from 2K to 12K RAM on board (up to 35K in case)
- 8K to 16K ROM (two 4K additions)
- 6502 processor
- Video Display allows high resolution (256 x 192) graphics and red, green and blue output
- Cassette Interface - CUTS 300 baud
- Loudspeaker allows tone generation of any frequency
- Channel 36 UHF Modulator Output
- Bus output includes internal connections for Acorn Eurocard.

The ATOM software includes:

- 32-bit arithmetic ($\pm 2,000,000,000$)
- High speed execution
- 43 standard/extended BASIC commands
- Variable length strings (up to 256 characters)
- String manipulation functions
- 27 32-bit integer variables
- 27 additional arrays
- random number function
- PUT and GET byte
- WAIT command for timing
- DO-UNTIL construction
- Logical operators (AND, OR, EX-OR)
- LINK to machine-code routines
- PLOT DRAW and MOVE.



4a Market Hill,
CAMBRIDGE CB2 3NJ

Your ACORN ATOM may qualify as a business expense. To order complete the coupon below and post to Acorn Computer for delivery within 28 days. Return as received within 14 days for full money refund if not completely satisfied. All components are guaranteed with full service/repair facility available.

Please send me the following items:

Quantity	Item	Item price inc. VAT+p&p	TOTALS
	ATOM KIT 8K + 2K (MIN)	@ £140.00	
	ATOM ASS 8K + 2K (MIN)	@ £174.50	
	ATOM KIT 12 + 12K (MAX)	@ £255.00	
	ATOM ASS 12 + 12K (MAX)	@ £289.50	
	1K RAM SETS	@ £11.22	
	4K FLOATING POINT ROM	@ £23.30	
	PRINTER DRIVE	@ £10.35	
	6522 VIA	@ £3.17	
	LS 244 Buffer (pair)	@ £10.20	
	MAINS POWER SUPPLY (1.5 amps)	@	
		TOTAL	

To: Acorn Computer Ltd., 4a Market Hill, CAMBRIDGE CB2 3NJ

I enclose cheque/postal order for £

Please debit my Access/Barclaycard No.

Signature

Name (Please print)


Address

Telephone No.

Registered No: 1403810. VAT No: 215 400 220

PE/7/80





Sparkrite X5 REVIEW

THE Sparkrite X5 ignition supplied by EDA is of the inductive discharge type which greatly reduces current through the contact breaker points, extends the dwell time and eliminates problems caused by contact bounce, thus giving longer point life and an improved spark at high revs. It is not our purpose to analyse the performance of electronic ignition systems in this review. Much has been published in the motoring press and such magazines as *Motoring Which* on the merits of these systems. We do however believe that electronic ignition systems can play an important part in helping to keep the engine in tune and running efficiently and this is very beneficial when trying to obtain the best and most economical performance.

THE KIT

The Sparkrite system is obviously a professional product—the basic kit comes in a formed polystyrene package complete with all parts, including wire, solder, silicon grease for transistor mounting and even a windscreen sticker for the car. Before commencing construction we read through the instructions and checked off all parts against the components list. This operation is greatly simplified by the very clear listing of all parts, even the complete newcomer to electronics should encounter no problems as resistor, capacitor and Zener colour code and markings are provided for easy identification.

The instructions are an example to all kit compilers, they include a straightforward section on soldering for the beginner, including diagrams; an explanation of resistor colour code (in addition to the references in the components list) an excellent and well illustrated section on assembly and five pages on fitting the unit to different vehicles. Finally the instructions give a circuit diagram and an excellent and detailed description of the theory and operation of the circuit.

CONSTRUCTION

Having carefully read the instructions we had every confidence that the kit would be straightforward to assemble and this confidence turned out to be fully justified. The only area where a novice might find difficulty is the assembly of the insulation and mountings for TR4 and its bracket, this assembly is however well covered by a simple line drawing in the instructions.

All the parts fitted without any problems and there was just enough solder, the only extra item necessary was some varnish which the instructions suggest should be used on both sides of the p.c.b. before final assembly. In our view this could cause problems if it is later found that a part has been incorrectly fitted, as the varnish would prevent easy removal and refitting, this could happen even though the instructions advise a construction check before varnishing. We suggest it may be prudent to test the unit before varnishing the board.

Assembly of the kit including fitting the correct terminals took slightly less than two hours. Fitting took about 10 minutes and the unit worked first time.

FITTING

On most cars fitting is greatly simplified by the clips provided which allow the unit to be clipped to the ignition coil. It is then a simple matter—having selected and fitted the correct connections from a good range supplied—to connect up the unit and try it out.

On some cars it may not be possible to mount the ignition system on the coil, and with this in mind, EDA have supplied adaptor plates which enable the unit to be screwed to any flat surface. The connecting wires provided should be long enough to cover all situations.

CIRCUIT

The circuitry makes use of a high voltage Darlington transistor which switches the coil

current. Additional facilities provided are a conventional/off/electronic switch and a lamp in series with the contact breaker which is used for static ignition timing. The unit should work with all types of tachometer and details for connecting to cars with tachometers are included.

EDA operate a technical and after sales department that will help with any problems. They will also repair any kits that do not work—no charge is made if this is due to a faulty component but a nominal charge may be made if parts are damaged or incorrectly assembled.



The assembled unit clips neatly onto the coil.

PRICE

The Sparkrite X5 is available for negative earth vehicles only from Electronics Design Association, Dept. PE, 82 Bath Street, Walsall, WS1 3DE, phone (0922) 614791 for £16.95 including VAT, postage etc. Last, but by no means least all components are guaranteed for two years from date of purchase.



SPACEWATCH

FRANK W. HYDE

MARS AND ITS MOONS

The name of Laplace has been linked with the possible solution of the problem of the origin of Phobos and Deimos the Moons of Mars. A French team have suggested that the Laplace equations can offer an explanation of the capture orbits which would lead to the present near circular orbits. The fact that the present orbits are nearly circular and closely aligned with the equator, is the normal outcome of satellites formed at the same time as the parent body and not of capture. It would be unusual for them to be captured asteroids, for example, because they would be in elliptical orbits and at random angles. It is therefore difficult to accept capture in the time scale as now understood.

In Toulouse at the Centre National d'Etudes Spaciales three people, Anny Casenove, Anthony Dobravolski and Bernard Largo have worked the evolutionary orbits again, but this time going backwards to the origin of the parent body. Examination of the orbital behaviour of the satellites in relation to Mars in its orbiting round the Sun has persuaded them that the Laplacean equations can provide the answer. The orbital plane depends on the average distance between the parent body and the satellite. This is affected by the tidal forces between them and results in the satellite orbit becoming more circular as it draws nearer to the parent.

As the satellites exist today the orbits are determined by the planets and the Laplace orbit lies near the equatorial plane. This is the observed situation. Looking back in time there comes a point when the satellites are more than 14 Martian radii from the planet. When that situation arises, the Sun's influence becomes important. The results of the calculations made by the team indicate it could have been possible for capture to have taken place when the orbits were close to the orbital plane of the Solar System. If this is so then a major objection to the capture theory has been disposed. It also provides a good support for the

interpretation of the Viking pictures.

WORLD SPACE ACTIVITIES

In the last issue of *Spacewatch* a first look was given at this aspect of space endeavours. The USSR have already begun their programme with the new long term space mission with two cosmonauts one of whom is undertaking such a mission for the first time, indeed it is his first entry into space. There is the known intention of Russia to use 'add-on' method of setting up a space station and platform. This mission is the spearhead of a new series.

In the near future it would seem that emphasis will be partly on synchronous orbital satellites for communications development. This will cover both military and civilian activities. Partly, this can be seen to be an effort to 'catch up' with the free world. Generally they are three to five years behind in this area. The USSR flew four new missions during 1979. As far as is known the programme is as follows.

Raduga Domestic Television and Telephone Relay

This is also given the designation of Stationar. Raduga numbers 1, 2 and 5 have been put into parking orbits at 80 deg East L. under the designation Stationar 1, Raduga numbers 3 and 4 have been parked at 35 deg East L. which is a Stationar 2 place. Radugas could have a capability to perform the required military communications relay. The fifth of these spacecraft was launched in April '79.

Ekran Domestic Television Relay

This is also designated Stationar 1. Four of this type have already been launched to a 99deg. East L. parking place, Ekran 3 on February 21st 1979 and continued till all four were launched by the 4th of October 1979.

Gorozot Television Relay

This was positioned mainly for the 1980 Olympics. Two spacecraft have been launched into an assigned parking place at 13.5deg West Longitude. The first of these failed to achieve geostationary orbit. A replacement was launched on July 5th 1979. This spacecraft has a Stationar designation 4. Gorozot 3 at 58deg. East L. is at a Stationar 5 reserved area. It is expected that these will be re-positioned after the Olympics.

Louch International Communications

There are 8 spacecraft to be put in position around the Earth. They are designed to compete with the Intelsat 5 system. The first launch is expected in 1981. These craft will have an up-link frequency of 14GHz and a down link of 11GHz.

Gals Military Communications

This project has been delayed. They operate in the 8-7 GHz band at 25deg West L., 45deg. East L., 85deg East L., and 170deg West L. The function of these craft is to serve the same purpose as the United States Defence Satellite Communication System.

Volna Mobile Communications

Seven spacecraft round the Earth are planned to offer similar facilities as Marisat and Aerosat in the free world. This project, a major one, has been delayed. It was scheduled for 1980.

Two important new areas of the USSR programmes are the Earth Resources and Ocean Surveillance Resources Monitoring. On the Military side Russia has already launched Cosmos 1,094 and 1,096. These craft went into identical orbits inclined at 65deg. Until then, these spacecraft had been launched singly. The most recent mission was that one spacecraft trailed the other with a daily overlapping coverage. They were nuclear powered and since the loss of one by premature entry over Canada, no more have been launched. Using two craft together enhances the ability to track moving shipping, a technique also used by America.

THE JAPANESE PICTURE

The Japanese programme so far has given them the experience of 19 satellite launches and some 300 sounding and observation rockets. They expect to operate on a much larger scale in the 1980s. A maritime observation satellite will be launched using the three axis control. This will be a first time for the Japanese. The vehicle is expected to be launched in 1984

While the Space Agency will continue to enter into contracts with RCA and Messerschmit-Boelkow-Blohm companies it is intended that Japanese technology will be extended. They also propose to reduce their dependence on the USA for launchings. The intention is to provide their own facilities. Three launch vehicles are being developed. The first of these will become operational in 1981. This will be known as N-2. The second will be named M-3S-kai-1 and a third one designated H-1 which will be ready in the mid 1980s. The present launchers will be improved. In February 1980 NASDA launched an ECS-b. Its weight was 560lb. This was for experimental communications in the millimeter waveband. Two operational satellites will be launched in 1982 and 1983 into geostationary orbits at 135deg East Longitude. These two satellites are being developed by the Mitsubishi Electric/Ford group. The Nihon Electric/Hughes group will develop a satellite to be placed in orbit which will be geostationary at 140deg East Longitude in midsummer 1981. NASDA is initiating the development of a maritime satellite for geodetic survey in 1983 with the eighth and last N-1 launcher. This is being developed by Mitsubishi Heavy Industries/Kawass-ki-Canon Camera.

A maritime satellite MOS-1 will be the first of the 3-axis stabilised vehicles. It will weigh 1,650lb. and will go into a solar synchronous orbit in 1984.

The Japanese ministry are seeking a paddle equipped three-axis vehicle in 1986 under NASDA sponsorship. A large programme is being studied and will include astronomical and X-ray observations of galaxies and nebulae. The orbital configurations will be 217 x 373 miles and 186 x 621 miles.

Tokyo University has a plan for an ambitious project for the study of Halley's Comet and Venus. The Space agency has plans for the participation of Japanese astronauts in the shuttle programme. Much activity is expected in the development of higher thrust motors and strap-on boosters.

next month...

PE TELETEXT



with INFRA-RED REMOTE CONTROL

Our teletext system which connects between the aerial socket and the TV will decode and display in colour the news magazines of both the BBC and ITV networks. (Ceefax, Orbit and Oracle).

PE MAGNUM METAL LOCATOR

Hunt for buried relics, coins or jewellery with this super-sensitive detector.

It will detect a coin at a search range of a foot providing both meter and audio indication with full ground effect elimination. Coupled with its low cost it represents the best in what's available in the d.i.y. market.

Type approved by the Home Office.



PRACTICAL ELECTRONICS

OUR AUGUST ISSUE WILL BE ON SALE SATURDAY, 26 JULY 1980.

PE

DMM

MARTIN KENT

THE PE DMM is a $3\frac{1}{2}$ digit handheld multimeter with liquid crystal display which has been designed to provide professional performance at very low cost. A multimeter is probably the most frequently used item of test equipment in any workshop and a digital multimeter can offer greater accuracy and reliability than moving-pointer types.

The heart of the instrument is the Intersil ICL 7106 which is an LSI circuit containing a complete single range voltmeter, thereby minimising the amount of circuitry required to build a multimeter. Fifteen measurement ranges are provided and the specifications listed make this an extremely versatile workmate. Use of an LCD display gives large, easily read digits and a very long battery life.

MULTIMETER BASICS

Digital displays are superior to mechanical types in that they are mechanically much more robust whilst providing increased resolution of reading and higher potential accuracy. A $3\frac{1}{2}$ digit display has a full scale reading of 1999 and a possible resolution up to one part in two thousand, or 0.05%. Liquid crystal displays are becoming well known for their microamp current consumption and high visual contrast even in direct sunlight. Laser sealing techniques used in LCD manufacture result in an operating life in excess of fifty-thousand hours.

Numerous techniques are available for conversion of analogue information to digital data but the most commonly used is dual-slope integration. The block diagram of a dual-slope analogue-to-digital convertor is shown in Fig. 1.

The input voltage is applied to the integrator and the counter starts to count clock pulses. After a prescribed number of counts, time interval T, a reference voltage of opposite polarity is applied to the integrator. The accumulated charge on the integrating capacitor at this instant will be proportional to the average value of the input voltage over the interval T. The counter again starts counting from zero and the integral of the reference is a negative going slope with gradient of V_{ref}/RC . When the integrator output reaches zero, the counter is stopped and its output will be proportional to the input voltage. By choosing the value of V_{ref} accordingly, the full scale count can be set to a convenient number. In the case of the ICL 7106, full scale of two thousand counts is achieved when $V_{in} = 2 \times V_{ref}$ and a 100mV reference voltage is normally used. For inputs exceeding full scale, the 7106 is designed to display a 1 in the most significant digit with following digits suppressed.

Conversion accuracy of a dual-slop a/d convertor is independent of component values and clock frequency and is primarily dependent on reference voltage stability.

CIRCUIT DESCRIPTION

The complete circuit diagram of the PE DMM is shown in Fig. 2.

IC1 is the 7106 integrated circuit which forms a 200mV f.s.d. voltmeter. The input impedance of the a/d convertor is greater than 100 megohms to ensure that negligible current is drawn from the circuit being measured, providing optimum accuracy. An input filter to limit input noise voltages is formed by C5 and R18, the latter also assists with overload protection of IC1 by restricting the input current under gross overload conditions.

An on-chip reference voltage is provided at pin 32 of IC1 which is maintained at approximately 2.8 volts below the positive supply rail. The reference voltage is a critical part of any a/d convertor since all inputs are compared against the reference. To optimise voltage reference stability, a bandgap voltage reference device, IC4, is used which operates from the on-chip 2.8 volt reference. The reference voltage output



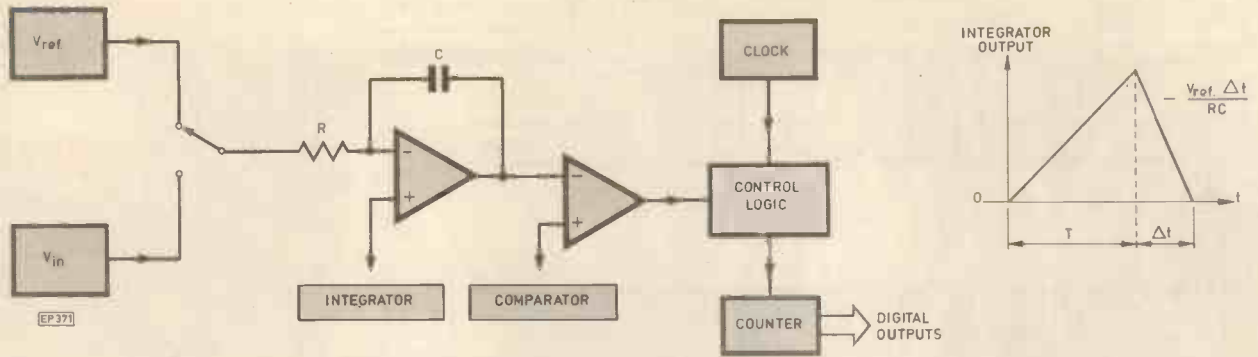


Fig. 1. Block diagram of a dual slope a/d converter

of bandgap devices depends inherently on the properties of transistor junction potentials. The V_{be} of a junction depends upon bulk properties and doping levels of the semiconductor material, its long term stability is essentially unaffected by surface phenomena. A potential divider is formed by resistors R19, R22, R23 and VR1 to adjust the output of IC4 to produce an extremely stable 100mV reference, while C6 eliminates any noise voltages.

The frequency of the interval clock oscillator is controlled by C10 and R25, the values chosen provide a frequency of approximately 48 kHz to produce a conversion rate of three readings per second with good rejection from 50Hz pick-up.

The a/d converter is inherently auto-zero in its operation, such that when the inputs are shorted together the digital outputs are guaranteed to be zero, to eliminate the need for offset adjustments. The auto-zero capacitor C8 prevents noise voltages affecting the above function. The integrator time constant is set by C7 and R24.

DISPLAY REQUIREMENTS

The 7106 drives liquid crystal displays direct and the square wave backplane signal is provided at pin 21. LCDs require a.c. drive signals since steady d.c. potentials can burn-in the segments. For a particular segment to be turned on, it must be driven by a signal of equal amplitude but opposite phase to the backplane signal.

Voltage comparator integrated circuits are designed to produce a logic 1 output when the difference between the inputs is positive and a logic 0 when the difference is negative. This is the basis of the auto-polarity circuitry within IC1 which drives the negative polarity bar directly from pin 20. Decimal points are selected by a section of the range switch S3b and the correct LCD drive is provided by two dual-input Exclusive-OR gates within IC5. Examination of the truth table of an Exclusive-OR gate will show that the output is high if one or other of the inputs is high, but the output is low if both inputs are high. If one of the inputs is used as a control input, when it is low it will allow through the gate a high or low level as applied to the second input. When the control input is high it will invert the level applied to the second input. Resistors R30 and R29 hold the control inputs, pins 6 and 1, of IC5 at a normally low level by using the test output, pin 37, of IC1. The backplane signal is applied to IC5 pins 5 and 2. When either R30 or R29 is taken to a high level by S3b, the respective gate acts as an inverter to provide an output in antiphase to the backplane input and so provide the required LCD drive signal.

When using battery-operated instruments, it is important to know when the battery voltage is dropping to a level where performance of the instrument may be impaired. The liquid crystal displays which are supplied in the kit of parts

available from Lascar Electronics incorporate "LO BAT" wording which can be turned on when the battery voltage has dropped such that 20% of useful life remains. The operator therefore receives advance warning of battery failure while being able to maintain accurate readings until the battery can be changed.

A potential divider is formed across the supply rails by R26 and R27. When the supply voltage drops to approximately 7 volts, TR1 collector is taken low, making IC5d pin 10 high. IC5c becomes an inverter for the backplane signal and turns on the low battery warning display segments.

INPUT CONDITIONING

The multimeter will accept a wide range of a.c./d.c. voltage and current inputs together with resistance measurement but all input levels require conversion to a voltage in the range 0-200mV d.c. in order to make them compatible with the a/d converter.

Comprehensive overload protection is incorporated on all measurement ranges up to at least mains voltage to minimise any possibility of damage which may otherwise be caused by inadvertently selecting the wrong range.

Now let us consider how the single range voltmeter is made into a multimeter.

SPECIFICATION

Function	F.s.d.	Resolution	Accuracy	Protection
Volts (d.c.)	200mV	0.1mV	0.5% ± 1 digit	±500V d.c. for one minute
	20V	10mV	"	
	500V	1V	"	
Current (d.c.)	200µA	0.1µA	0.5% ± 1 digit	2A/250V
	20mA	10µA	0.5% ± 1 digit	
	2000mA	1mA	2% ± 1 digit	
Volts (a.c.)	200mV	0.1mV	1.25% ± 5 digits	500V a.c. for one minute
	20V	10mV	"	
	500V	1V	"	
Current (a.c.)	200µA	0.1µA	1.75% ± 5 digits	2A/250V
	20mA	10µA	1.75% ± 5 digits	
	2000mA	1mA	3% ± 5 digits	
Resistance	200Ω	0.1Ω	0.75% ± 3 digits	300V d.c./a.c. r.m.s.
	20kΩ	10Ω	0.75% ± 3 digits	
	2MΩ	1kΩ	0.75% ± 3 digits	

Input impedance 10MΩ
Max. common mode voltage 500V d.c.

Battery type PP3, approximately 200hrs operating life.
Case size Length 145mm, width 92mm, height 29mm.

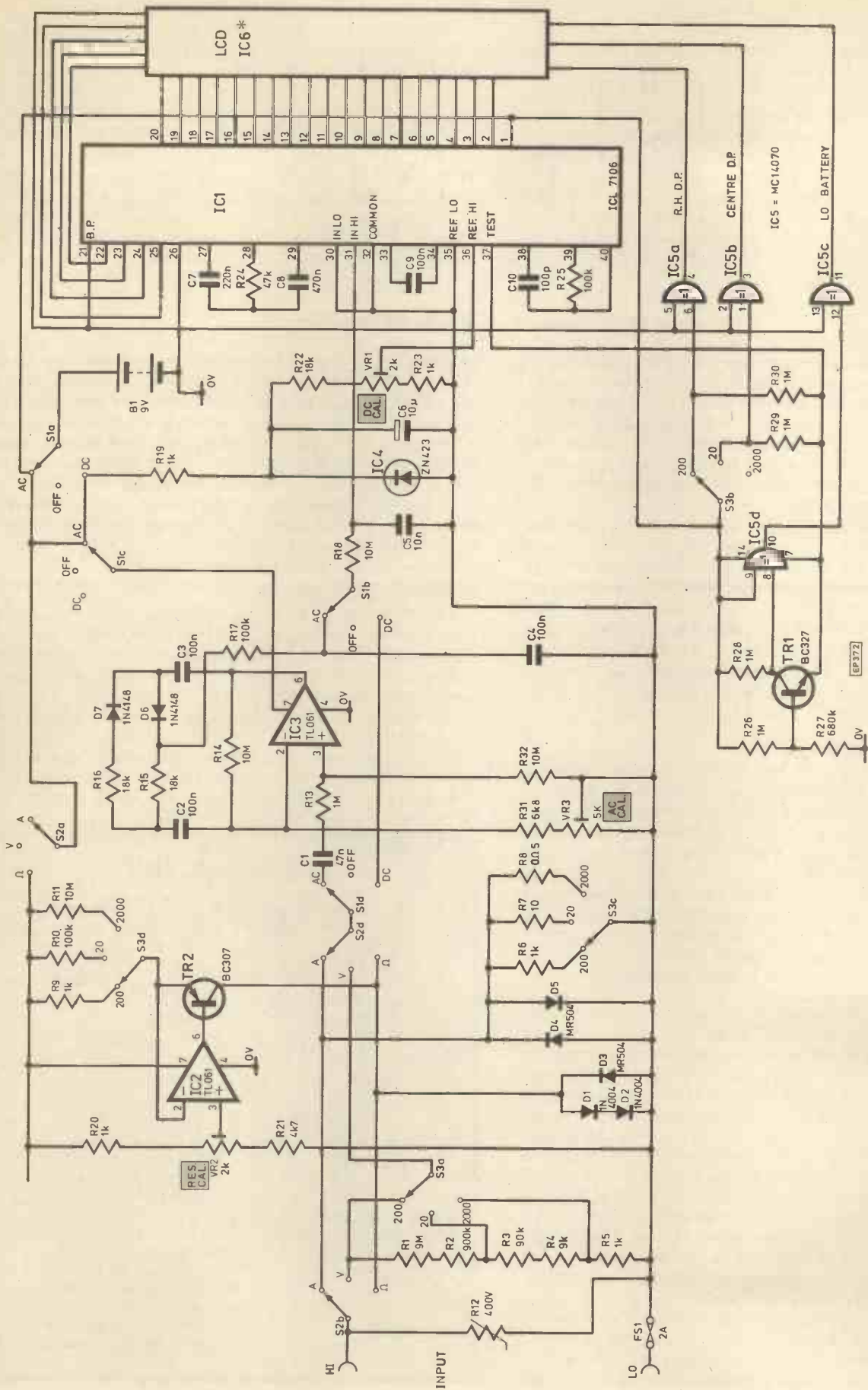


Fig. 2. Circuit of DMM

DC VOLTAGE AND CURRENT RANGES

Switch S1 selects d.c. or a.c. functions whilst connecting the battery supply to the appropriate sections of circuitry via S1a and S1c. With the switch in the centre "Off" position, S1b and S1d isolate the input of the a/d converter to prevent damage. Once the d.c. functions are selected, S2b and S2d route the input to either current, voltage or resistance measurement stages. For the 200mV d.c. range the input is connected straight to the 200mV f.s.d. a/d converter but the 20V and 500V ranges are passed through an attenuator formed by R1-R5. The attenuator resistors are extremely stable 0.25% metal film types and the input resistance of the instrument on voltage ranges is set at the standard value for DVMs of 10 megohms.

Voltage dependent resistor R12 is connected across the input terminals to clamp any transient high voltage spikes which may otherwise cause damage to the instrument. The VDR normally exhibits extremely high resistance such that it does not affect measurement accuracy but when the threshold voltage is exceeded, the device alters rapidly to a low resistance to shunt out transients. With S2 switched to current measurement, S3c switches into circuit one of three shunt resistors, R6-R8, which are 0.5% metal film types. A 2A fuse connected in the common line protects against excessive input currents whilst diodes D4 and D5 protect the instrument from the application of high input voltages, including mains supply.

AC VOLTAGE AND CURRENT RANGES

When S1 selects a.c. functions, capacitor C1 is connected in series with the input to remove any d.c. component present. Voltage inputs are fed through the input attenuator as before and current inputs are fed through the shunt resistors.

IC3 is a TLO61 operational amplifier connected as a precision rectifier. Alternating inputs are rectified by diodes D6 and D7 with the positive component sampled by R14 then filtered by R17 and C4. The op-amp has a j.f.e.t. input resulting in high input impedance and the supply current consumption is only 250µA which makes it ideal for battery operation. The circuit is mean sensing and calibrated to indicate the r.m.s. value of sine wave inputs by adjustment of VR3.

RESISTANCE RANGES

For resistance measurement, a constant-current generator is used with currents selected to develop up to 200mV across the unknown resistance.

A TLO61 j.f.e.t. op-amp is used as a buffered reference source, the output voltage of which is set by the potential divider R20, R21 and adjusted by VR2. S3d selects range resistors R9, R10 and R11 which set constant currents of 1mA, 10µA and 100pA respectively through the collector of TR2. Open-circuit voltage is 1 volt which will place the display into overrange condition, indicating infinite resistance in the absence of an external resistor.

COMPONENTS

Resistors

R1	9M	Metal film	0.25%
R2	900k	"	0.25%
R3	90k	"	0.25%
R4	9k	"	0.25%
R5	1k	"	0.25%
R6	1k	"	0.5%
R7	10	"	0.5%
R8	0.5	wire wound	5%
R9	1k	metal film	0.5%
R10	100k	"	0.5%
R11	10M	"	0.5%
R12	400V	VDR	
R13	1M	carbon film	5%
R14	10M	"	5%
R15	18k	"	5%
R16	18k	"	5%
R17	100k	"	5%
R18	10M	"	5%
R19	1k	"	5%
R20	1k	"	5%
R21	4k7	"	5%
R22	18k	"	5%
R23	1k	"	5%
R24	47k	"	5%
R25	100k	"	5%
R26	1M	"	5%
R27	680k	"	5%
R28	1M	"	5%
R29	1M	"	5%
R30	1M	"	5%
R31	6k8	"	5%
R32	10M	"	5%

Switches

S1	4 pole 3 way switches
S2	"
S3	"

Capacitors

C1	47n	polyester	250V a.c.
C2	100n	"	100V
C3	100n	"	100V
C4	100n	"	100V
C5	10n	"	400V
C6	10µ	tantalum bead	16V
C7	220n	polyester	100V
C8	470n	"	100V
C9	100n	"	100V
C10	100p	polystyrene	

Semiconductors

D1	1N4004	
D2	1N4004	
D3	MR504	
D4	MR504	
D5	MR504	
D6	1N4148	
D7	1N4148	
TR1	BC237	
TR2	BC307	
IC1	ICL7106	
IC2	TLO61CP	
IC3	TLO61CP	
IC4	ZN423	
IC5	MC14070BCP	
IC6	3½ digit LCD display	587-298 R.S.

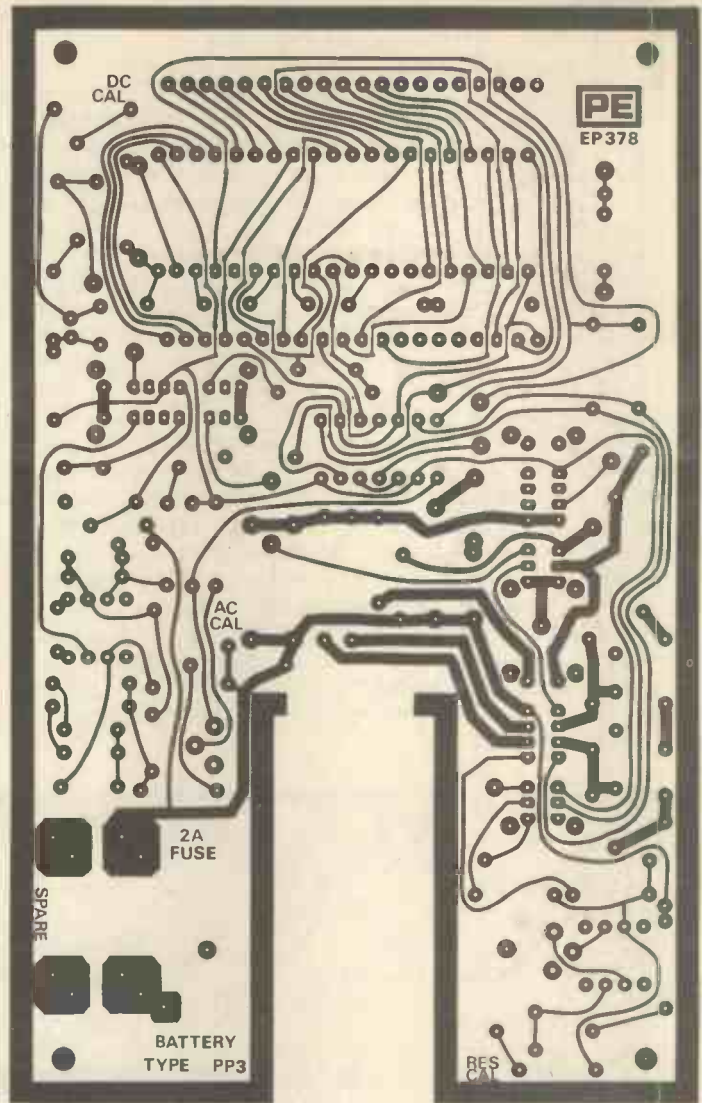
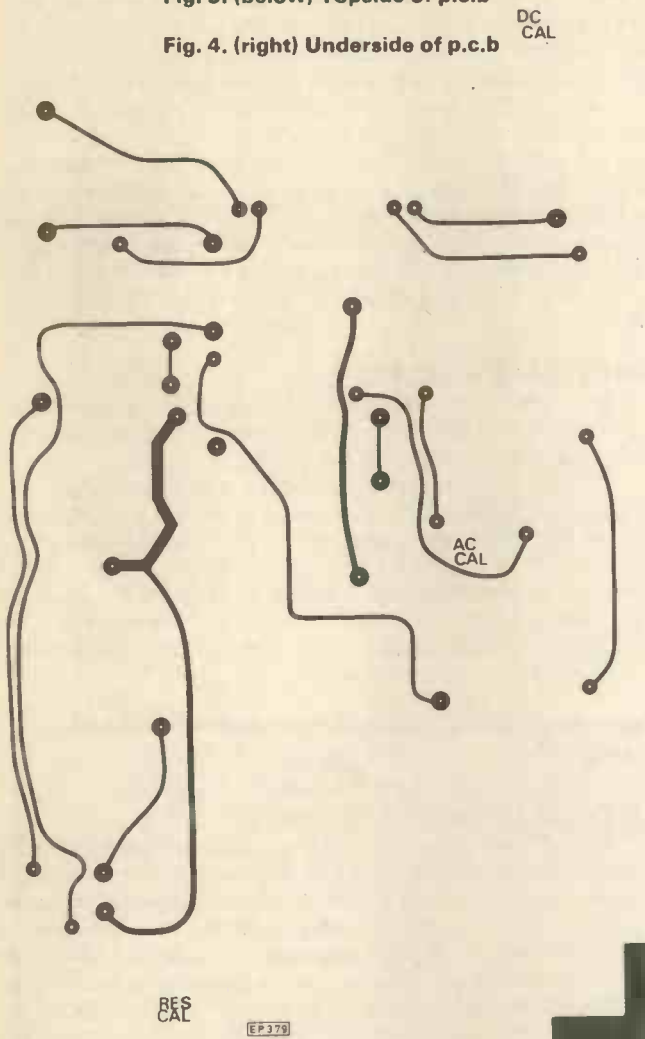
Miscellaneous

2 sets of 20 way soldercon pins, 4 p.c.b. 20mm fuse clips, FS1-2A, through board pins—10 off, PP3 and battery connector, p.c.b. 4mm terminals, 4 spire clips.

Note: A complete kit of parts for the PE DMM is available from **Lascar Electronics Ltd., Unit 1, Thomasin Road, Burnt Mills, Basildon, Essex, SS13 1LM**, price £39.04 which includes p&p and VAT. A calibration service is available for an inclusive charge of £5.60. Calibration and fault finding is £8.50 plus parts. (Tel: Basildon (0268) 727383)

Fig. 3. (below) Topside of p.c.b

Fig. 4. (right) Underside of p.c.b



Diodes D1-D3 protect the resistance measurement circuitry from the application of high input voltages which may arise when inadvertently working on live equipment. The diodes will shunt the input voltage and cause the fuse to blow if an input current of 2A is reached. In general, equipment under test should be switched off when checking resistances.

CONSTRUCTION

The use of an LSI a/d converter greatly reduces component count and when combined with a double-sided printed circuit board the construction of such a comprehensive instrument becomes relatively straightforward.

The high cost of plated through hole connections is avoided by using pins designed for through board connection, or alternatively copper wire could be used. Solder-resist coated boards are supplied in the kit of parts available from Lascar Electronics. The coating eases the soldering of small connections which may be grouped close together, such as integrated circuit pins, although soldering should only be attempted with a fine-tipped iron. Circuit stability is also improved as the coating helps to exclude moisture from the glass-fibre board. There are ten through-board pins which should be soldered in place before components are mounted onto the board.

Printed circuit board patterns for the upper and lower surfaces are shown in Figs. 3 and 4 respectively whilst the component layout is shown in Fig. 5. The pads shown in Fig. 3 are top surface solder joints which should all be soldered to complete circuit continuity. Due to the access required for top surface solder joints, the integrated circuits and transistors should be fitted first noting the orientation on the board. IC1 and IC5 are MOS construction and although the types specified are protected from static discharge they should be handled carefully and soldered in place without use of excessive heat.

The three slider switches should now be fitted and checked to ensure that they are sitting perpendicular to the board to ensure alignment of the toggles with the front panel cutouts.

Chassis mounting clips for the 20mm fuse may now be fitted to the underside of the board together with a pair for the spare fuse position if required.

The resistors should then be fitted, noting the difference between the critical range-setting metal-film resistors and the non-critical carbon-film resistors. The variable calibration resistors should be fitted, followed by the capacitors and diodes.

Two strips of soldercon pins are used as sockets for the liquid crystal display and should now be soldered in place, followed by the two input leads and the battery connector.


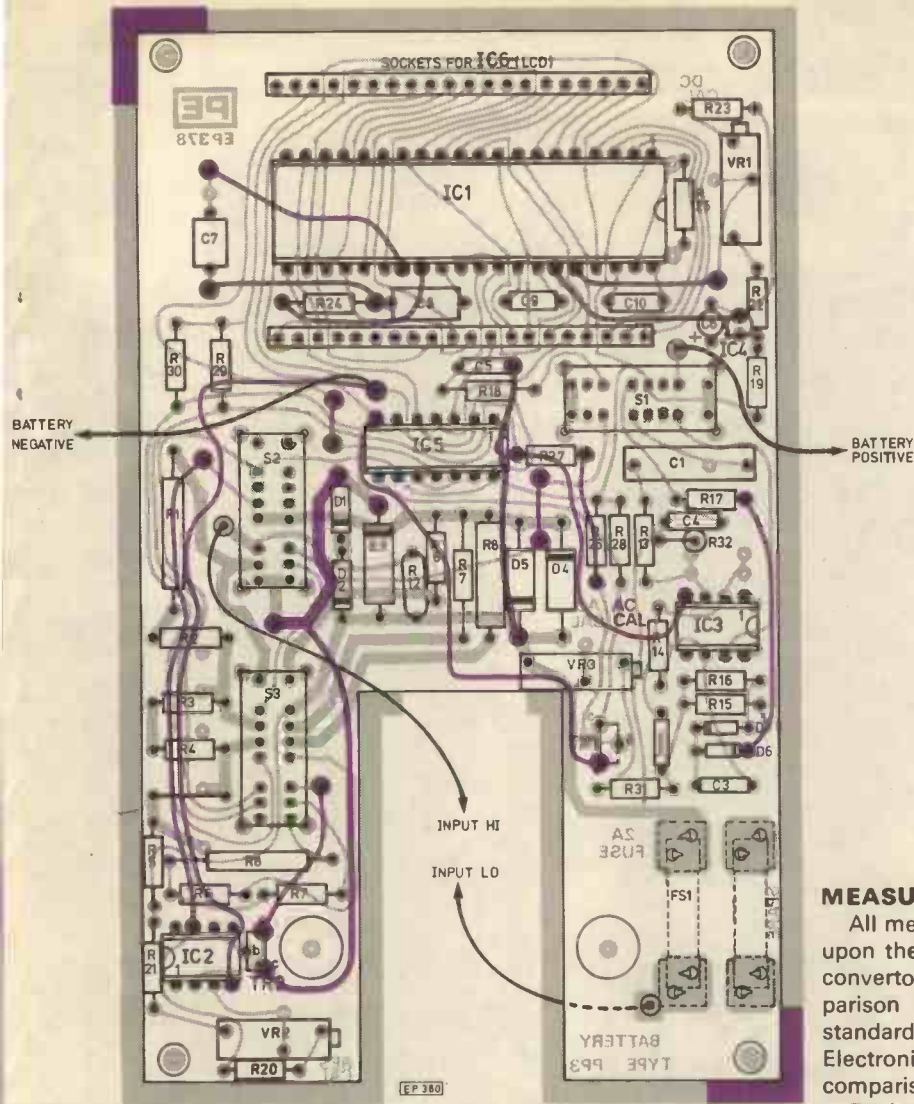


Fig. 5. Component assembly on p.c.b

At this stage, carefully check the board for any assembly errors and then ensure that all joints have been soldered, particularly all top-surface joints. Ensure that there are no short-circuits particularly around the integrated circuits and switches where connections are grouped close together.

The liquid crystal display should be carefully removed from its packaging and gently inserted into the socket pins. The display pins are very fragile and it will be found easiest if one row of pins is located first but not pushed fully in. The second row should now be located in the sockets and after checking the location of all pins, the display may be pushed fully home.

TESTING AND CALIBRATION

After ensuring that there are no unsoldered joints or short-circuits the 2A fuse should be fitted and the protective film over the display removed.

Set S1 to d.c. position, S2 to V, and S3 to 20V range. With a PP3 battery connected to the supply leads the current consumption should be typically 2mA and the display should read 0.00 with the negative sign alternating. If an offset of one or two digits is present, an insulated wire link should be added to the underside of the board from C5 to D4 as shown on the component layout.

Measure the voltage between the Lo input lead and positive rail which should be between 2.4V and 3.2V.

MEASUREMENT DEPENDENCE

All measurements made by the instrument are dependent upon the setting of VR1 which adjusts the f.s.d. of the a/d convertor. D.c. calibration may be accomplished by comparison with a meter of known accuracy or by using a standard cell. A full calibration service is offered by Lascar Electronics. The a.c. voltage ranges should be calibrated by comparison techniques and VR3 adjusted accordingly.

Resistance ranges should be calibrated using standard resistors of 0.5% grade or better. With the input leads open-circuit the display should be 1 together with decimal point according to range selected, with the subsequent digits suppressed indicating overrange or infinite resistance. When the input leads are shorted together the display should be all zeros but on the 200 range there will be a small offset of two or three digits due to switch resistance.

Calibration of current ranges is not necessary but these ranges may be checked using standard resistors and a known voltage source.

FINAL ASSEMBLY

The 4mm input terminals should be fixed to the front of the instrument case and the self-adhesive foam strip positioned between the terminals inside the case to cushion the battery.

The moulded bezel should be fixed to the front of the case and the display window to the rear of the bezel.

The printed circuit board should be carefully located onto the four moulded pillars inside the case top, ensuring that the input and battery leads are accessible. Four spire clips are used to secure the board to the pillars. Input leads may now be soldered to the appropriate terminals and a PP3 battery clipped in place.

The instrument should be given a functional test and the lower half of the case may be secured using the four self-tapping screws provided. ★

Hands off.



We mean it.

The new 30AX colour tube system from Mullard doesn't need innumerable twists and turns of a screwdriver to set it up.

It needs no adjustments at all. Because every one has been 'designed out'. Every tube that leaves our factory is completely pre-adjusted by us. Leaving only the turn of one screw to affix or remove the coil.

No dynamic convergence adjustments.

No colour purity adjustments.

And no raster orientation adjustment.

As for what it has to offer, the 30AX's focus is sharper and its definition greatly improved.

Its in-line guns and specially built coil provide the best picture shape yet.

And rest assured it'll stay that way. In a slim

110° package that trims about 3" off conventional 22" 90° TV cabinet depths.

Some features of the 30AX however, are a little more established.

Like its excellent colour registration. High brightness. Soft flash protection. Fast warm-up. And of course, greater overall reliability. This is the new 30AX colour tube system.

If you'd like more information about it simply write to us here at Department MCG, Mullard Limited, Mullard House, Torrington Place, London, WC1E 7HD.

30AX is a trademark of Mullard Ltd.



Mullard
30AX. The perfect slimline.

Video Information Centre...

In the words of celebrity tape cutter Alan Pascoe, "We've had the Old Vic, we've had the New Vic, now this is JVC's VIC". Kurt Lowy, JVC's Managing Director, explained its purpose, "The Video Information Centre is modelled on similar showrooms established by our company in Japan very successfully. It is the first one of its kind to be opened outside Japan. Its purpose is not only to promote JVC products but fundamentally to do really what the name signifies—provide an information centre for the public and the dealer" (I'm quoting from the text this time).

Unofficially, it was suggested that it was also to feed information back to the parent Victor Company of Japan on the trends in our small but relatively sophisticated market (explaining why America wasn't chosen, where video is already big business). It was further suggested that it was also part of JVC's preparations for a European confrontation with the new Philips/Grundig V2000 video format, which is a more advanced format than VHS. Both of which may well be true, but it is a fact that JVC have to date been the company most active in backing the home video concept so there's no inconsistency here. It will also be used for a comprehensive programme of dealer training.

Marketing politics aside, the VIC at 82 Piccadilly marks the beginning of a new stage in home video. A consolidation of the past couple of years of rather toe-dipping effort, and a more optimistic face set to the future. Underlining the point that, whatever changes do occur on the video scene—and they're likely to be many, the basic video-for-everyone concept is here to stay. At least until technology confronts us with some wonderful new way of recording the high-days and holidays of our lives. Even the chill winds of our economic winter are unlikely to cause more than a few shivers in the hallowed halls of consumerism.

PROBLEMS

Of course, there are still a few problems requiring attention. Mr. Kurt Lowy again, "The facts are that despite impressive amounts of TV and press advertising most potential users are still not aware to what use they can put a video tape recorder. Very few people realise how relatively economical it is to use video cameras, and that slides or home movies on film are transferrable to tape, as well as many other features." To prove this we were shown a tape recorded in Croydon, where the passers by were quizzed as to just what they did know. Not very much, except that it was damned expensive. So VIC has an uphill task ahead of it; to educate the populace into an awareness of the diverse potential of the video recorder, so that when it comes to emptying their bank accounts they'll do so secure in the knowledge that they're getting a bargain.

But the VIC is more than just a showroom and an information centre, it's also a small facilities house providing a variety of basic video services. Let me give you a guided tour of the place. By the plate glass front there's the Camera Corner, where people will be able to try out the current models on Green Park across

the road and the passing Rolls Royces. There's the VHS Corner, displaying their range of video cassette recorders with monitors above to check the results. There's also a library of JVC and other pre-recorded cassettes for preview; such things as, "Iron Men and Steel Machines" a history of motor racing, and "The Bubblys" apparently a sensation on children's TV. And now the facilities. Telecine transfer, where film can be copied onto video tape—Standard and Super 8mm, 16mm, and 35mm slides, by prior arrangement of course. And an Album Video Corner, where photographs and printed matter can be copied, with the facility for adding a sound track via an audio cassette recorder. There's a fourth corner too, the Audio Video Corner featuring the latest of JVC's hi-fi and video home entertainment equipment.

It's the studio however, and its attendant facilities that form the productive hub of the place. Not a large studio—about 3 metres by 10 metres, but large enough for the simple programme production envisaged. For which there's 13.5kW of lighting and two cameras. One the CY 8800 EK—from the top of JVC's range, the other the GC 4100 EK—a high quality camera from their domestic range, married to a special effects generator and chromakey unit. From the main control room signals go to the editing room, where electronic editing is performed using U-Matic format video cassette recorders. There are also facilities for copying video tapes onto the VHS format in the dubbing room. As many as eight copies at a time from VHS, U-Matic, Beta or Philips VCR formats.

COMPETITION

If the tape's a good one, then a competition announced at the opening will seem like a heaven sent opportunity for its producer to go onto bigger things. It doesn't matter whether he or she is an amateur or a professional or what the subject is, the only requirement is that it shouldn't exceed twenty minutes. Presumably, life is just too short for the international panel of judges to have to sit through anything longer?? The winner of this Third Tokyo Video Festival will receive a trip to Japan, together with cash and equipment, and there will also be prizes for the runners up.

Also announced at the opening, was Matsushita's decision to adopt JVC's Video High Density capacitive video disc system in preference to their own pressure pick-up system (the two companies having close financial ties). A predictable move which now leaves just three systems in the running; the other two being the Philips Video Laser Player—being test marketed in Atlanta, Dallas and Seattle, and RCA's Selectavision—which is also being readied for market. JVC's system also allows digital audio discs to be played, by connecting a PCM decoder.

When the VIC's first anniversary is celebrated on the 12th of February next, the battle between the rival video disc systems should just be getting under way in earnest. With fortunes riding on the results, it should prove very interesting.

Reginald Miles

PE

DFM

THE FOLLOWING design is for a battery operated pocket frequency meter, with a basic range of 10Hz to more than 2MHz. This design incorporates a unit-counter facility and a battery voltage monitoring circuit. Also an on board voltage regulator is provided, enabling the unit to be powered from dry cells, calculator PSU or car battery (via the cigar lighter socket). The meter could be used with the Prescaler module to give a digital readout of a mobile radio transmitter. This design offers a considerable cost saving over similar units, but with a very professional finish.

FEATURES

The Frequency meter has a large 6 digit liquid crystal display of which $4\frac{1}{2}$ digits are used by the counter chip, and the 6th as a flag to indicate range and battery condition. A l.c.d. is used in preference to l.e.d. so as to prolong battery life; the prototype consumed only 5mA with all segments on.

In the Unit counter mode the meter acts as an electronic totalizer with a maximum count of 19,999. There are two frequency ranges 0-20KHz with a resolution of 1Hz, and 0-3MHz with 1KHz resolution. However, it is possible to obtain 1Hz resolution by switching to the lower range.

A socket is provided to power a VHF prescaler, and the decimal point is automatically shifted when the plug is inserted. Construction is greatly simplified by the use of a single p.c.b. which holds all components except sockets.

SPECIFICATION

Power supply	9V PP3 battery or external d.c. supply 8-20V.
Frequency range	0-2MHz (0 to over 150MHz with prescaler).
Ranges	0-20KHz 1Hz resolution (KHz). 0-5MHz 1KHz resolution (MHz). 10-150MHz with Prescaler.
Unit counter	0-19,999 units.
Display	6 digit l.c.d. ($4\frac{1}{2}$ digits used for counter).
Input voltage	200mV-20V.
Accuracy	± 1 digit depending on crystal timebase typically 20ppm.
Size	168mm x 90mm x 32mm (including sockets).



D. MOTTRAM

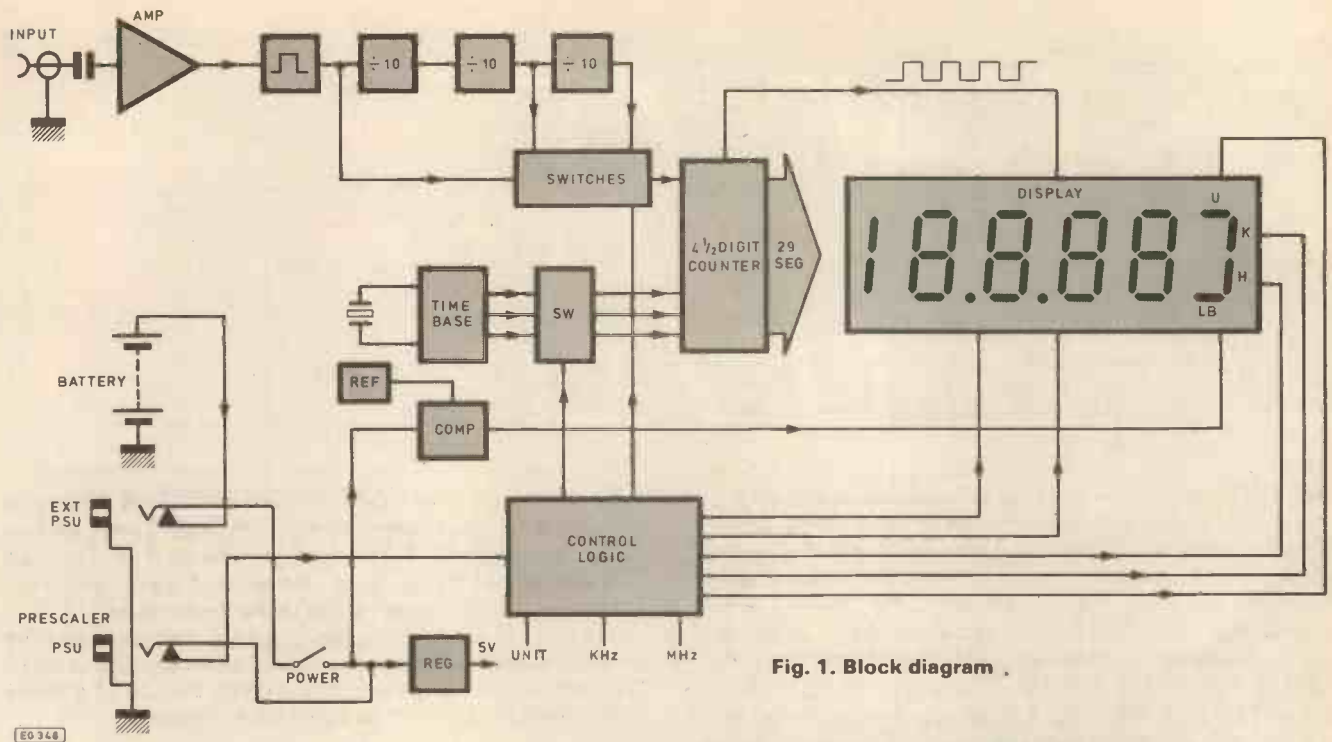


Fig. 1. Block diagram .

CIRCUIT DESCRIPTION


Transistors 1 and 2 form a simple but very effective buffer stage, with an a.c. coupled input, which is very useful when measuring a signal with high d.c. bias. The output from the buffer is fed to a Schmit inverter IC1d which "cleans up" the signal before feeding to the counters. The decade counters IC 5-7 and switches IC8, S1, 2, 3 divide the input signal by 1, 100 or 1000 (depending on range). With the prescaler unplugged, the signal is divided by 1 or 1000 (KHz & MHz respectively), when the plug is inserted pins 5 & 6 of IC1 are forced low by R1, enabling the divider chain to divide by 100. With the prescaler plug inserted the decimal point is automatically positioned correctly.

FREQUENCY MEASUREMENT

The timebase consists of a single chip IC4 (7207A) and a crystal, the frequency of which is 5.24288MHz which is unusual, but can be obtained with the 7207A as a kit from most Intersil distributors. The gate sample time is kept at one second regardless of range, the reason for this is that l.c.d.s have a slow response time. The last digit would become *blurred* with a faster gate time.

Fig. 3. shows the sequence of events when in the frequency counter mode.

- 1) The counters are enabled for 1 second.
- 2) After the counters are disabled the display latches are updated and then frozen.
- 3) Then the counters are reset and the cycle is repeated.



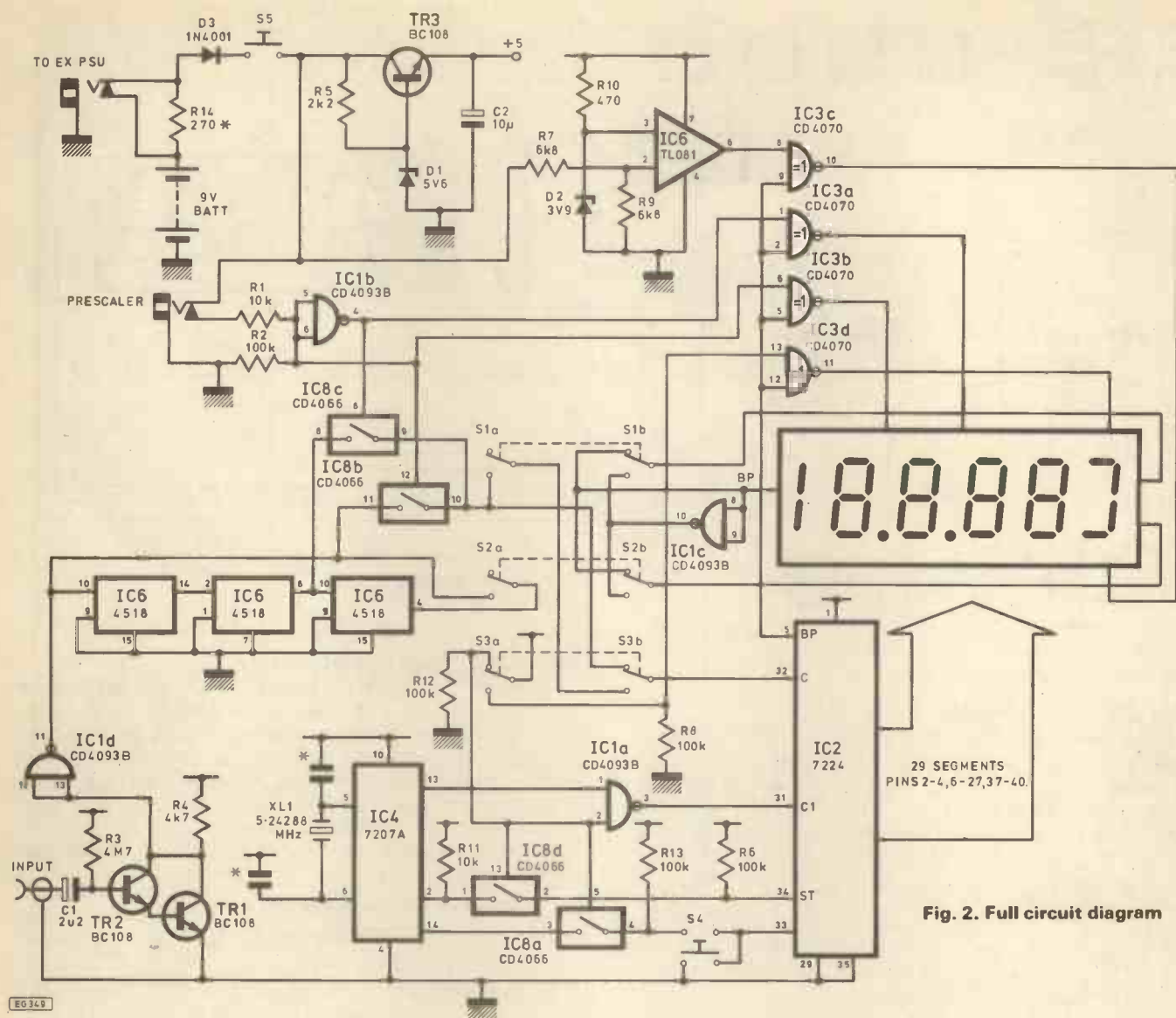
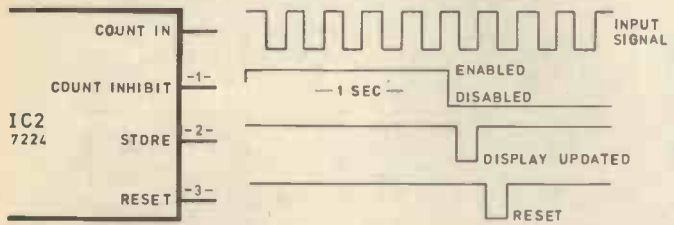


Fig. 2. Full circuit diagram

Fig. 3. Timing



UNIT COUNT MODE

In the Unit count mode, switch 3a takes IC1 pin 2 low, thereby permanently enabling the counters, also the analogue switches of IC8 disconnect the timebase, store and reset outputs and resistors R6 and R13 take IC2 pins 34, 33 low and high respectively. In this state IC2 acts as a basic counter with S4a as the reset.

LCD DRIVERS

The counter chip IC2 produces a back-plane output and all 4 1/2 digits are controlled directly.

Fig. 5. shows two methods of producing the signals for the flags and decimal points. In the first, the KHz and MHz

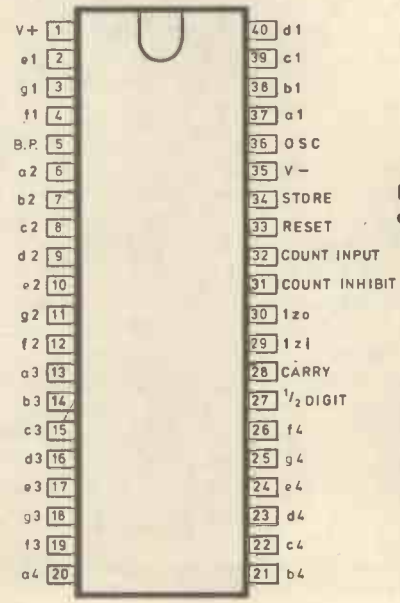


Fig. 4. ICM 7224 pin-outs (IC2)

flags are controlled by switches 1a and 2a, which select either BP or inverted BP (\overline{BP}). Another method is to use an exclusive OR gate as a programmable inverter.



Fig. 5. LCD drivers

VOLTAGE REGULATORS AND MONITOR

TR3, D1 and R5 form a simple voltage regulator and as the current consumption of the unit is very low the transistor does not require a heat sink.

The Low Battery indicator is controlled by IC6 which compares the battery voltage with a reference made with D2 and R10, if the voltage across R9 is less than the reference (3.9V) IC6's output swngs high turning on the Low Battery flag.

If Nickel-Cadmium batteries are to be used, they can be charged by using a 9V calculator PSU, an additional wire and a resistor (14) are required.

CONSTRUCTION

All components except the sockets and battery are mounted on one double sided p.c.b. To save the high cost of plated-through holes, solder pins are used to connect the two sides.

Start by cutting out the pieces from the p.c.b. as shown in Fig. 6. Insert and solder the solder pins and cut off the excess stem. Solder in all the resistors and capacitors, diodes and transistors (solder all leads on both sides). Do not force the resistors in place as the paint is easily damaged, revealing the metal end-caps, which could short against the p.c.b. tracks. I.c. sockets and Soldercon pins should be used as the board is easily damaged when unsoldering faulty i.c.'s, Soldercon pins are used for the display and IC2 as there are a few solder pins under the chip which prohibits the use of a 40 pin socket. The crystal is held in place by a pad of double sided sticky tape and the leads are soldered on both sides. Solder in the switches and insert all i.c.'s and the display.

Clean the board with meth's or thinners, and wire the three sockets and the battery lead as in Fig. 8, and re-check all components and wiring. Make sure that the display is in the right way around, and that none of the pins is touching.

TESTING AND CALIBRATION

Connect a PP3 battery and switch on, press the reset button and the display should read four zeros with a decimal point before the third digit, if not *switch off immediately*.

Apply a signal of known frequency to the input (eg. 50Hz from a low voltage transformer). If the meter does not give the correct reading check the input circuit and timebase with a logic probe or scope if available.

To check the battery monitor circuit, connect a variable PSU or a poor battery, the "Low Battery" flag comes on at about 7.5V which means the battery still has plenty of life left.

As for calibration, once the meter has been proved to work there is only the crystal to be trimmed, by adding capacitors to the pads on the under side of the p.c.b. Although the crystal frequency can be trimmed, the accuracy of the unaltered timebase is extremely high.

COMPONENTS . . .

Resistors

R1, R11	10k (2 off)
R2, R6, R8, R12, R13	100k (5 off)
R3	4M7
R4	4k7
R5	2k2
R7, R9	6k8 (2 off)
R10	470
R14	270 See text

All resistors $\frac{1}{4}$ W 5%

Capacitors

C1	2 μ 1 tant. bead
C2	10 μ axial elect.

Transistors and Diodes

D1	5V6 Zener 400mW
D2	3V9 Zener 400mW
D3	1N4001
TR1-TR3	BC108 (3 off)

Integrated Circuits

IC1	CD4093B
IC2	ICM7224
IC3	CD4070
IC4	ICM7227A
IC5	CD4518B
IC6	TL081
IC7	CD4518B
IC8	CD4066

Display

X1	6-digit l.c.d. 40-pin d.i.l. display
----	--------------------------------------

Switches

S1-S3	3-way interlocking
S4	1-way push-to-make
S5	1-way push-to-make/push-to-break

Miscellaneous

X1	5.24288MHz
----	------------

Soldercon pins
Sockets for i.c.s
BNC connectors
2.5mm and 3.5mm jack sockets
Case—Bocon Major BOC 707
PP3 battery
Perspex for Bezel

A complete kit of parts is available from **Watford Electronics**.

FINAL ASSEMBLY

Cut out a rectangular window (32mm x 75mm) in the box with an Abrafile. See Fig. 9. Screw four pieces of 6BA studding, 15mm long, into four of the plastic bushes and remove the other two bushes with a pair of cutters. Fit four 5mm spacers over the studding and fit 6BA nuts on top, but not on the two at the switch end of the case. Fix the p.c.b. and panels in place with 6BA nuts and washers.

A simple display bezel can be made with a piece of 1.5mm perspex, and using white Letraset on a piece of thin black card behind, the bezel is held in place with four 8BA nuts and bolts.

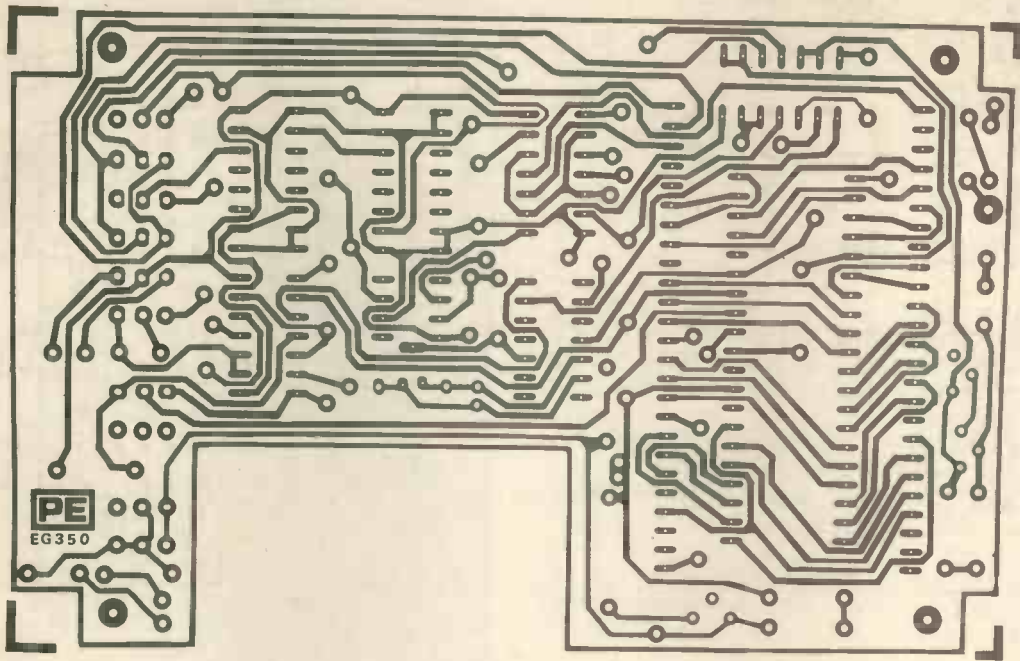
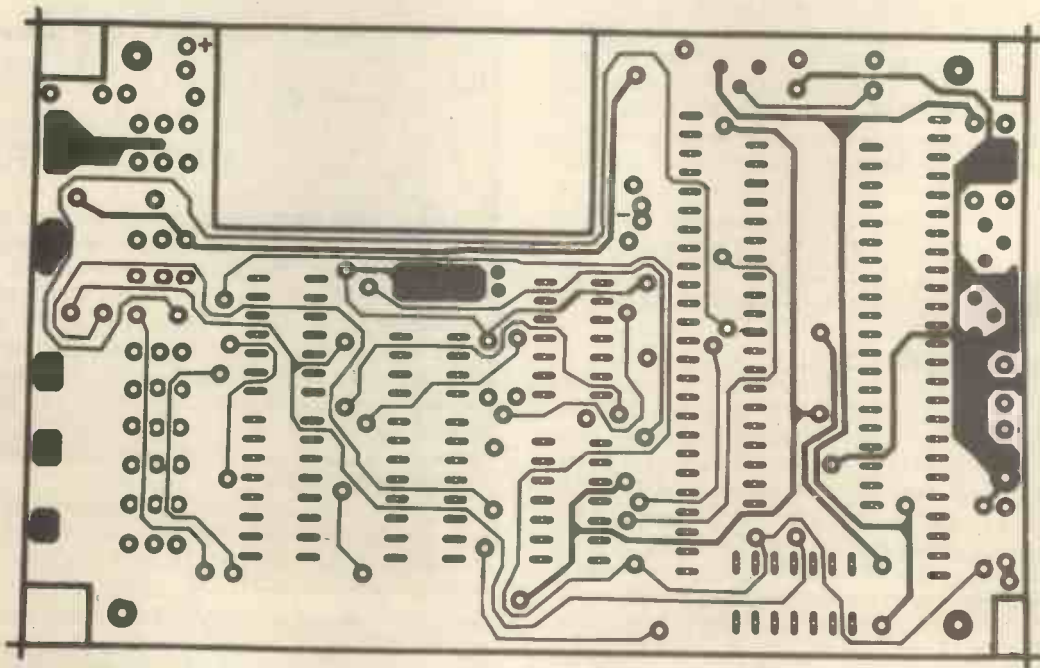


Fig. 6. Printed circuit layout (actual size)

Fig. 7. Printed circuit layout (component side)



EG 372

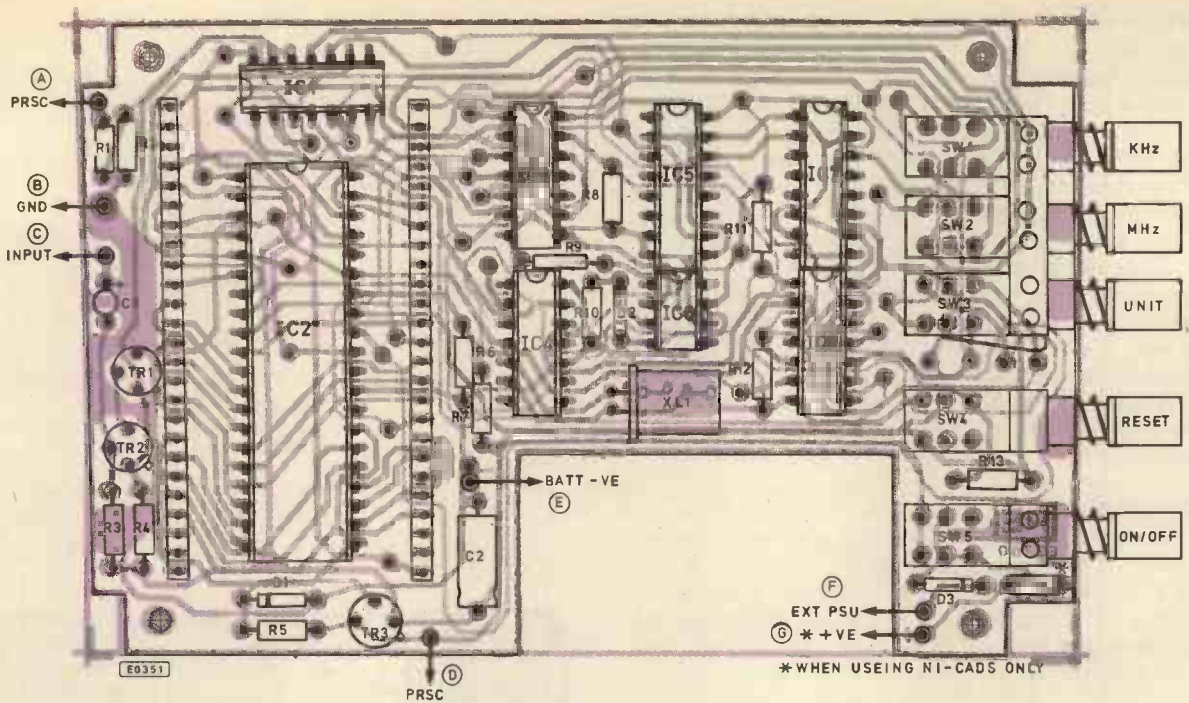


Fig. 8. Component overlay

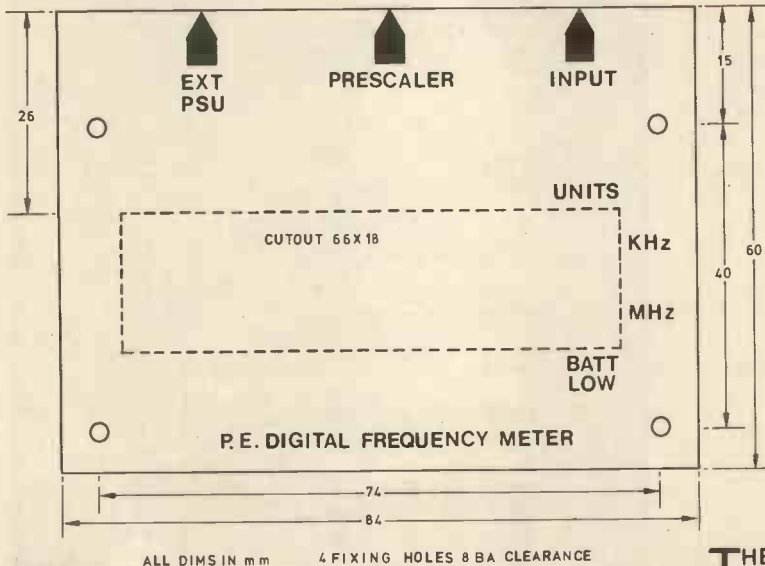
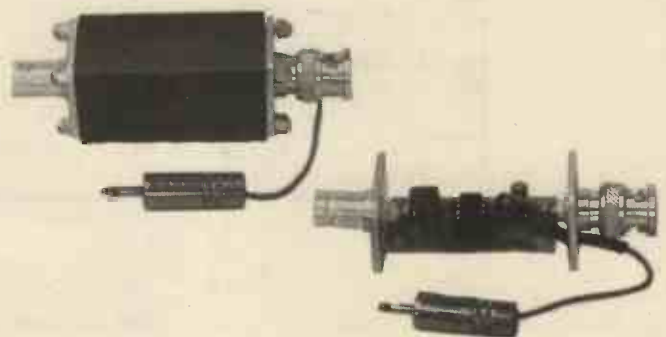


Fig. 9. Fascia label for DFM (actual size)

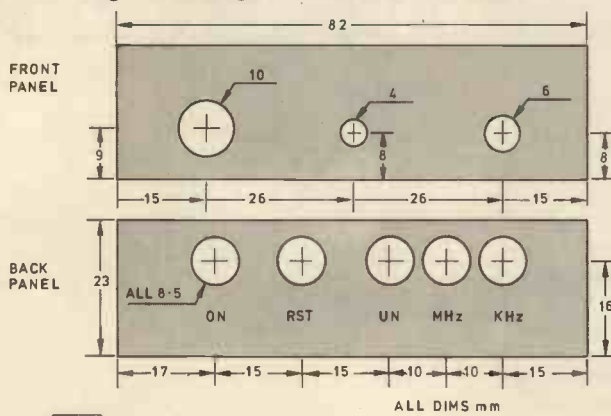
PRESCALER

THE PRESCALER to be described here was designed to be used with the PE Digital Multimeter, although it could be used with almost any frequency meter. The prescaler extends the measuring range to over 150MHz (typically—200MHz) making it ideal for 2m work. The circuit is built into a module that plugs in between the frequency meter signal input socket and test lead (or whip aerial). The unit also has an onboard voltage regulator with a supply range of about 8-18VDC.



The battery is held in place with pieces of foam rubber glued to the case (four strips of self adhesive draft proofing is ideal).

Fig. 10. Drillings for front and rear panels



CIRCUIT DESCRIPTION

The i.c. used is an Emitter Coupled Logic (ECL) prescaler manufactured by Plessey. It has a fixed division ratio of 100, that is, if a signal of 150MHz is applied at the input, the output frequency is 1.5MHz. The output stage is similar to low power Schottky TTL at 5V, so should be well within the range of most frequency meters. The chip has an on-board Zener diode, therefore providing a regulator is simply a matter of adding a transistor, and as the current consumption of the i.c. at 5V is only 35mA TR1 does not require a heatsink.

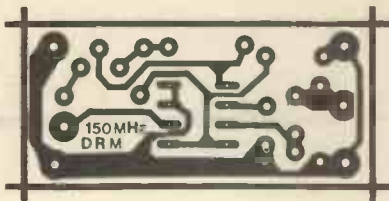
The maximum input frequency depends on the slew rate of the signal; if a square wave with a fast rise time is applied, the unit can be used down to d.c. Although for *practical* reasons the minimum input frequency should be limited to 10MHz. Resistor R3 should only be added if the circuit starts to oscillate with the input disconnected, as it reduces the sensitivity of the prescaler circuit.

CONSTRUCTION

All components are mounted on the one p.c.b., do not insert R3 until the unit has been tested. An i.c. socket should be used for IC1 as the p.c.b. may be damaged if the chip has to be removed. Drill a small hole in the end of the case for the supply lead, see Fig 14. The p.c.b. should then be inserted into the case and held in place by the two solder tags.

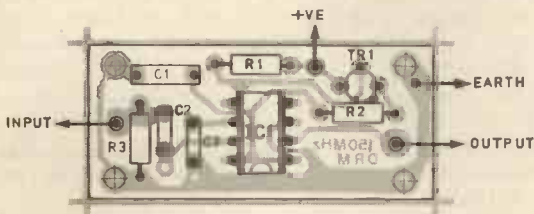
THE PROTOTYPE

The prototype was tested using a high frequency signal generator which had a low output voltage, but worked very well when used with the prescaler. The author found that the unit measured from about 10MHz to over 200MHz with a very high degree of accuracy. Also the prototype worked reliably down to 100mV and did not require a resistor across the input to prevent oscillation. ★



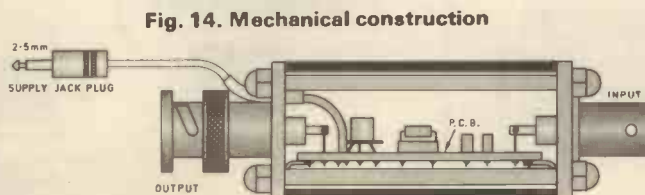
EO 363

Fig. 12. Printed circuit layout (actual size)



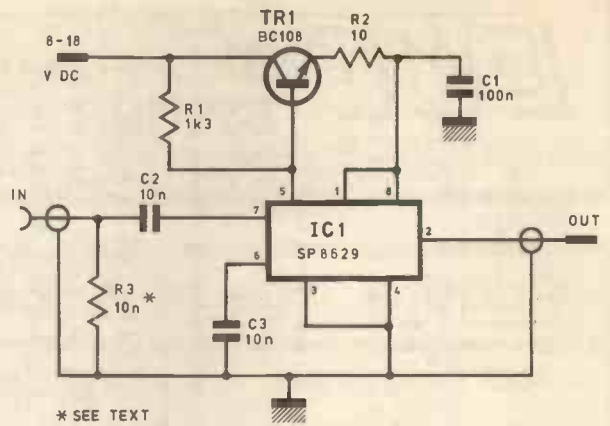
EO 352 EO 363

Fig. 13. Component overlay



EO 353

Fig. 14. Mechanical construction



EO 365

Fig. 11. Circuit diagram of Prescaler

PRESCALER COMPONENTS

Resistors

R1	1k 3
R2	10
R3	100k see text
All resistors $\frac{1}{4}$ W 5%	

Capacitors

C1	100n Polystyrene
C2, C3	10n Ceramic (2 off)

Transistors

TR1	BC108
-----	-------

Integrated Circuits

IC1	SP8629 (Plessey)
-----	------------------


Miscellaneous

Case, BNC module, p.c.b., 2.5mm jack plug, 8 pin i.c. socket, p.c.b.

Adastra PUBLIC ADDRESS EQUIPMENT Adastra

A40 P.A. CENTRE

All Solid State
 Power: 40W RMS
 20W RMS
 Mono Cassette Deck
 Slider Controls
 V.U. Meter
 Inputs: 2 - Mic (1mV)
 1 - Aux (100mV)
 1 - Aux (15mV)



£220.80

The "P.A. Centre" has fully comprehensive facilities making it unique equipment for multi-application use in audio, public address, sound and communication systems. Presentation is in a rack sided cabinet, with black/silver deck and control fascia, housing the 40W mono amplifier, cassette recorder, internal microphone and speaker. Output of 8.16 ohms and 100V line mode or wide range of external loudspeaker systems and P.A. horns to be used, operation from A.C. mains and 12V car battery further increases the versatility of application, and location possibilities. The "P.A. Centre" can be used as a main unit, and the internal condenser microphone and loudspeaker muted as required.

L81 10W MEGAPHONE

Power: 10W
 Range: ½ mile
 Batteries: 6 - 1½V

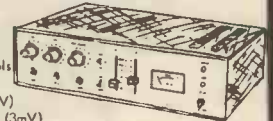


£89.70

Easy-to-use and hold, this lightweight megaphone has a range approaching a ½ mile. Features ON/OFF switch incorporated in pistol grip and forward facing dynamic microphone. Solid-state 5 ohm conductor circuit, powered by 6 x 1½V batteries. Attractive red and white case with carrying strap.

A56 50W A.C./D.C.

All Solid State
 Power: 50W RMS
 S.N.R.: 55dB
 Rotary & Slider Controls
 V.U. Meter
 Inputs: 3 - Mic (0.5mV)
 1 - Mag Phono (3mV)
 1 - Aux (200mV)

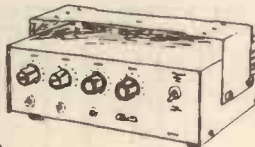


£117.30

The A-56 is a 50W A.C./D.C. all silicon solid state P.A. amplifier. Its outstanding performance and versatile operating features make it ideal for use in a wide range of applications, such as in schools, factories, restaurants and shopping centres. The amplifier is housed in a grey finished metal cabinet, well complemented with a black and silver front fascia panel. 3 low impedance microphone inputs are available. The third of these inputs is an alternative to "auxiliary" or "magnetic phono (B.I.A.A.)" inputs via a selector switch & 3 position switch marked MUSIC/SPEECH is provided to give Bass Cut. The pre-amplifier output is available through a 5-pin DIN socket, rear mounted. Since the "auxiliary" input is through the same socket, it is possible to use a single connector for recording and playback from a tape recorder.

A55 MOBILE AMPLIFIER

All Solid State
 Power: 20W RMS
 S.N.R.: 60dB
 Pos. or Neg. Earth
 Car Mounting Bracket
 Rotary Controls
 Inputs: 2 - Mic (3mV)
 1 - Aux (40mV)



£69.00

Able to operate from both A.C. mains and 12V D.C. this is the ideal solid-state P.A. amplifier for installation in vehicles, caravans, boats, and for exhibitions, demonstration and display purposes. 3 inputs are conveniently front located, individually gain controlled and will accept two microphones plus cassette or crystal cartridge, radio or tape recorder. Speaker output impedances of 4, 8, 16 ohms and 100V line allow for long and complex speaker runs. A two-way chrome mounting bracket/stand is provided for easy fitting to dashboards, shelves, panels and control desks. The metal cabinet is finished in grey with black and silver front, incorporating gain controls, tone control and A.C. battery power switch with indicator lamp.

A60 SHOULDER PA SYSTEM

Power: 5W RMS, Range ½ mile
 Batteries: 6 - 1½V




£62.10

This is a versatile, complete P.A. system essential for carriers and guides, public speakers, traffic and parking controllers, showground and display attendants and for countless publicity and promotion activities. The neat leather-tone case with adjustable shoulder strap houses a solid state amplifier, loudspeaker and storage for the "press-to-talk" microphone on self-coiling lead.

L83 MEGAPHONE (SEP. MIKE)

Power: 16W, Range: ½ mile
 Batteries: 8 - 1½V



£69.00

High powered, yet compact and easy to carry and use, this solid state megaphone has a range of ½ mile. The noise cancelling microphone also on the base, has a convenient press-to-talk switch, and volume control and is fitted with a self-coiling lead extending to over 1½ metres. This sturdy constructed megaphone can be operated fitted onto a stand using the support hole provided, free standing on table and floor, and partially shoulder slung, or strap carried.

A70 PROFESSIONAL

All Solid State
 Power: 175W RMS
 S.N.R.: 55dB
 Rotary and Slider Controls
 V.U. Meter
 Inputs: 4 - Mic (0.5mV)
 1 - Mag Phono (3mV)
 1 - Aux (200mV)



£276.00

Designed and developed to meet - and surpass - European performance standards, this P.A. amplifier boasts a power handling of 175W (R.M.S.). It is protected against a short circuit output and incorrect battery connections. Each of the four input channels has its own stereo gain control and individual slide switch operating FLAT/LO filters. Overall Bass and Treble levels are set by slide controls overall volume level is obtained by adjusting the "Master" V.U. meter and operation of the extra large Master control. Operation is from A.C. mains or from 24V D.C. 4 inputs are low impedance with a 5mV sensitive magnetic phono input with B.I.A.A. equalisation provided through a 5-pin DIN socket (3mV). An additional input accepts signals from tuners, tape recorders etc. (250mV). Output matching is to 4, 8 and 16 ohms, 70V and 100V lines plus booster amplifier socket. The casing incorporates front grab handles and protective feet, and can be used free standing or rack mounted.

MICROPHONES - supplied c/w lead, jack plug, busby, U-bracket (if appropriate)

M12	CONDENSOR CARDIOD - 600 OHM	£26.43
M20	ELECTRET CONDENSOR, OMNI-DIRECTIONAL - 600 OHM	£13.80
M21	ELECTRET CONDENSOR, UNI-DIRECTIONAL - 600 OHM	£19.32
M30	DYNAMIC CARDIOD, BALL WINDSHIELD - 50K/600 OHM	£28.98
M48	ELECTRET PAGING, CARDIOD. (CAST BASE) - 600 OHM	£26.22
M50	COMMUNICATIONS, OMNI-DIRECTIONAL. (HAND HELD) - 600 OHM	£ 6.90

MICROPHONE STANDS

M121	BANQUET STAND, CAST BASE - 11" TO 18½"	£ 7.66
M122	TRIPOD TABLE STAND, SCREW IN LEGS - 4½"	£ 5.11
M124	FOLDING FLOOR STAND - UP TO 60"	£14.49
M125	STUDIO FLOOR STAND, SCREW IN LEGS - UP TO 63"	£20.70
M129	SOLID BASE FLOOR STAND, CAST BASE - UP TO 54"	£17.25
M130	FLOOR STAND WITH CURVED BOOM, SCREW IN LEGS - UP TO 59½"	£31.05

MICROPHONE ACCESSORIES

M142	12" FLEXIBLE GOOSENECK STEM - CHROME FINISH	£ 3.80
M143	20" FLEXIBLE GOOSENECK STEM - CHROME FINISH	£ 4.83
M170	GOOSENECK FLANGE ADAPTOR - BLACK SPRAYED CASTING	£ 2.14
M1040	WINDSHIELD COVER (BUSBY) - MEDIUM (ENTRY 17MM DIA.) PER PAIR	£ 1.59
M1041	WINDSHIELD COVER (BUSBY) - LARGE (ENTRY 32MM DIA.) PER PAIR	£ 2.21

MIXER

M104	SIX CHANNEL STEREO MIXER AND PRE-AMPLIFIER - BATTERY POWERED (accepts high & low impedance microphones, and has R.I.A.A. Input)	£62.10
------	---	--------

SPEAKER SYSTEMS - CABINETS

L106	10W, 8 OHM - BLACK FOAM FRONT, 'TEAK' FINISH, 8" DRIVER. PER PAIR	£35.19
L110	40W, 8 OR 16 OHM (SPECIFY WHICH) - BLACK 'VYNIDE' COVERING (fitted with metal corner protectors and complete with a slip-on cover)	£89.70

SPEAKER SYSTEMS - HORNS

L73	5W, 8 OHM WEATHERPROOF HORN, SUITABLE FOR VEHICLE USE	£14.15
L74	10W, 8 OHM METAL HORN	£26.91
L76	10W, 8 OHM WEATHERPROOF A. B. S. HORN	£12.42
L77	15W, 8, 660, 1K0, 2K0, 4K0, 100V LINE WEATHERPROOF ALUMINIUM	£27.60
L78	20W, 8, 500, 600, 1K0, 2K0, 100V LINE WEATHERPROOF ALUMINIUM	£41.40
L78-B	AS FOR L78, BUT 8 OHM IMPEDANCE ONLY	£28.75

CABLES

Z2	MICROPHONE CABLE, HEAVY DUTY, SINGLE, GREY (16/0.2mm centre conductor, 100m reel)	£28.98
Z25	FIGURE 8 FLEXIBLE, RIB POLARISED, GREY (13/0.2mm conductors, 100m reel)	£ 8.21
Z29	TWO CORE OVAL, GREY (16/0.2mm conductors, 100m reel)	£17.25
Z55	6 AMP MAINS LEAD, THREE CORE, ORANGE (24/0.2mm conductors, 50m reel)	£18.28
Z56	13 AMP MAINS LEAD, THREE CORE, ORANGE (40/0.2mm conductors, 50m reel)	£27.25

ALL PUBLIC ADDRESS EQUIPMENT SUBJECT TO 10% DISCOUNT ON COLLECTED ITEMS
 TRADE ENQUIRES WELCOME

INGENUITY



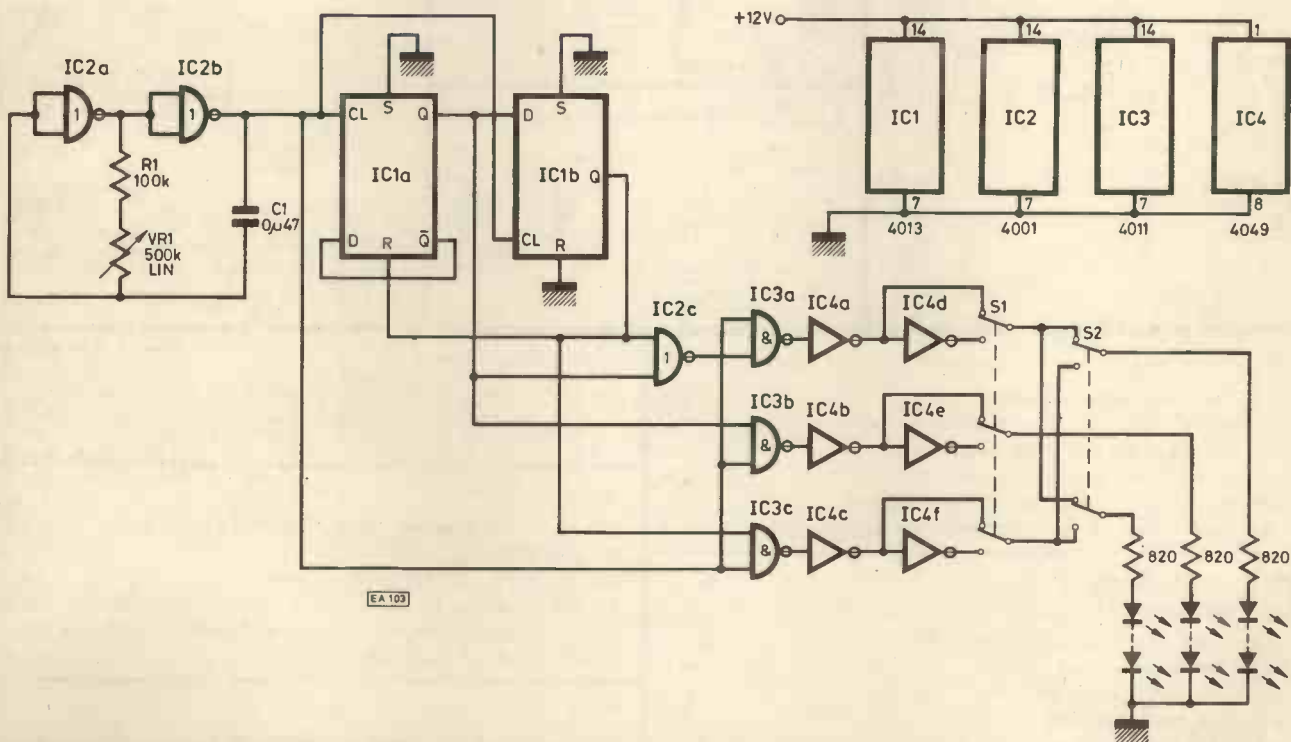
UNLIMITED

A selection of readers' original circuit ideas. It should be emphasised that these designs have not been proven by us. They will at any rate stimulate further thought.

Why not submit your idea? Any idea published will be awarded payment according to its merits.

Articles submitted for publication should conform to the usual practices of this journal, e.g. with regard to abbreviations and circuit symbols. Diagrams should be on separate sheets, not inserted in the text.

Each idea submitted must be accompanied by a declaration to the effect that it is the original work of the undersigned, and that it has not been offered or accepted for publication elsewhere.



MOVING LIGHTS

THE display is built around IC1 which is wired in a three phase clock configuration. The clock is driven by the variable frequency oscillator formed by the two gates of IC2. The components used were found to give a good range of speeds.

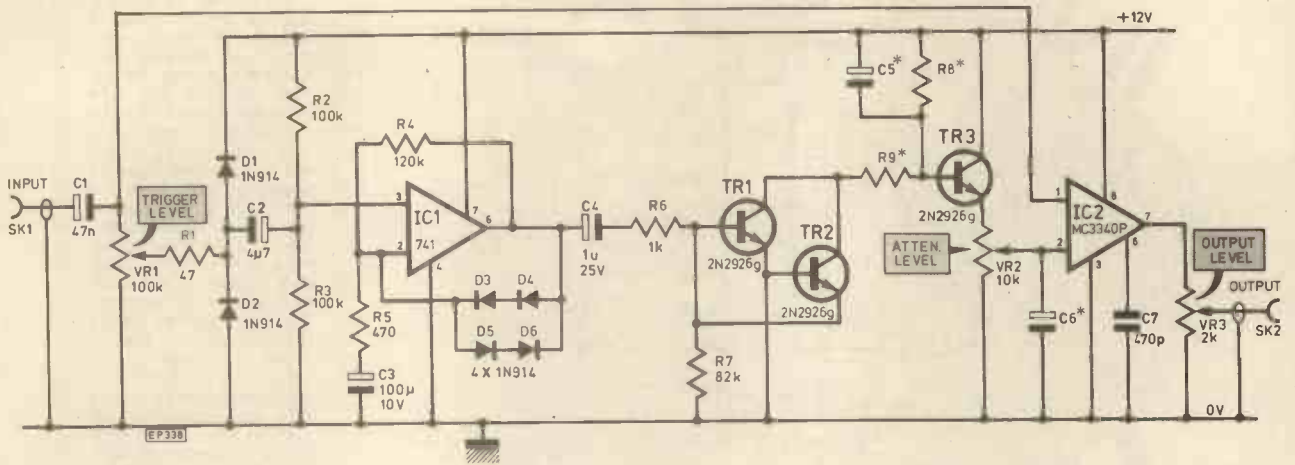
The output from the clock is fed to one of the NAND gate inputs and the other is connected to the oscillator. This was found to give a more well defined display. IC4 was used to buffer the outputs and S1 was incorporated to produce either one on and two off or vice versa at the display.

S2 is a reverse switch. The prototype display consisted of six l.e.d.s in series with an 820 ohm resistor for each output and

the whole system operated from a twelve volt supply.

A. W. Cunningham,
Strathblane,
Glasgow.

NOISE GATE



A full complement of effects pedal, while providing sound variety to a performer, can be a pain in the neck in circumstances where gains are left high and nothing's going on. Here is a circuit to overcome this at a fraction of the cost of its commercial equivalent:

When a d.c. voltage is applied to pins 2 and 3 of IC2 it will attenuate the signal. 3 volts gives no attenuation.

R1 and C1 control the rise time of the switch and therefore switching TR3 on through VR1 into the control input of the MC3340P. VR1 controls the voltage and therefore the amount of attenuation.

R2, C1 and C2 control the release time and will both be fairly low, i.e. 1—10µF. The higher the value, then the slower the release time.

The unit will work on a PP3 but VR1

will have to be lower and it is better to keep the instruments volume control flat out, and use the trigger level instead or a substantial amount of signal may be lost in quiet passages.

C. Bishop,
New Barnet,
Herts.

MODEL

TRAFFIC

LIGHTS

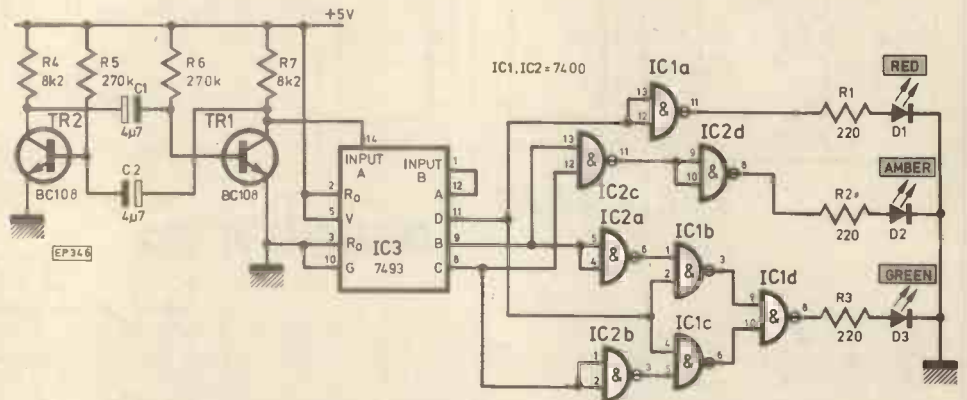


Fig. 1 ▲

IN Fig. 1 TR1 and TR2 form an astable multivibrator with an operating frequency of about 0.5Hz. The output from TR1 collector drives a 7493 four bit binary counter. Two 7400 i.c.s decode the counter output and drive the three l.e.d.s.

The complete cycle of operations takes about 32 seconds and the l.e.d.s are on as follows:

- Green 12 seconds
- Amber 4 seconds
- Red 12 seconds
- Red and Amber 4 seconds

If required to simulate operating at a crossroads, a single 7400 i.c. will drive a complementary set of l.e.d.s as shown in Fig. 2.

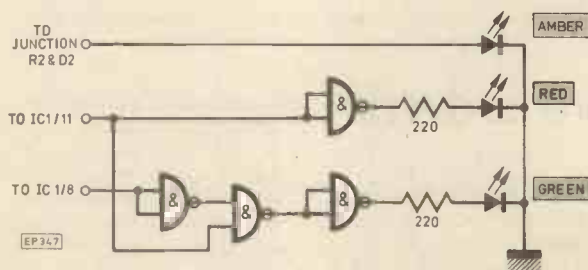
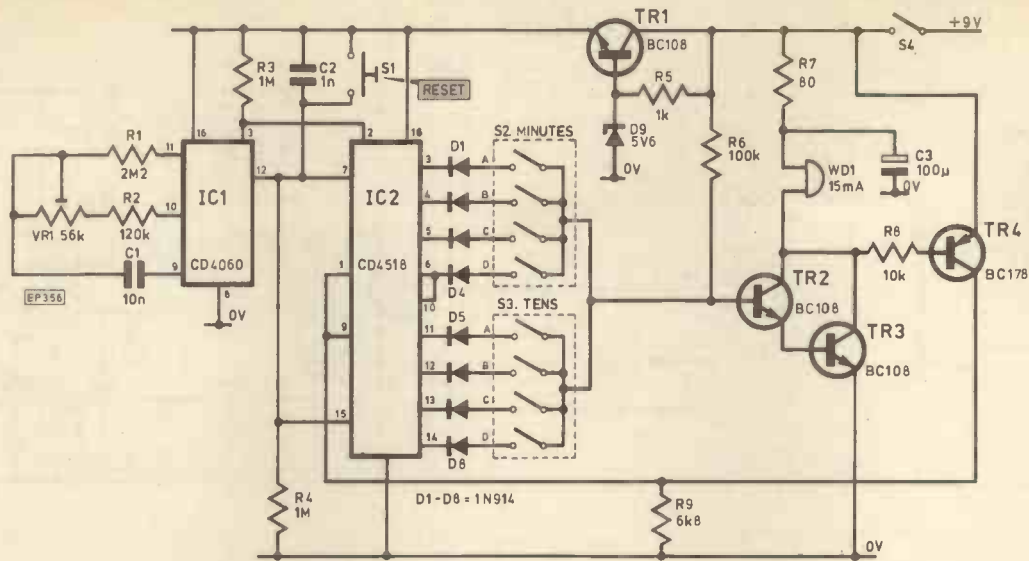


Fig. 2 ▲

M. J. Rendle,
Hooe,
Plymouth.



ACCURATE KITCHEN TIMER

THE method of pulse-count selection embodied in this circuit may be new to some readers and has many other applications where a simple, and above all presentable, means of selecting 0 to 99 (or more) steps is required.

IC1 is a 14-bit binary counter fed by a trimmable oscillator, resulting at pin 3, one negative going pulse per minute; these pulses clock the two cascaded BCD counters in the CD4518. The required time is

selected on the two (minutes, and tens of minutes) thumbwheel BCD switches thus inhibiting the alarm through the NOR gates formed by the diodes. At the end of the set time all diodes will be reverse biased and the alarm sounds and latches on by disabling the 4518; the timer is silenced by switching off or, if the same period is required immediately, pressing the reset button.

Accuracy of 0.5 per cent (0.9 of a

second on a 3 minute egg) was obtained in prototypes, down to a supply of 6.5 volts: at about 4mA 'counting' current a 9 volt battery lasts for many months.

The simplicity and accuracy of this form of selection is a great improvement on any mechanical timer and using one i.c. and two switches to access any digit in a count of 100 is economical too.

David Ian,
East Molesey,
Surrey.

TTL/CMOS

DEBOUNCED

SWITCH

A debounced switch is a necessity when experimenting with logic circuits, especially flip-flops and counters. The switch described here has been designed so that, simply by changing the i.c., it can be used with either the TTL or CMOS logic families.

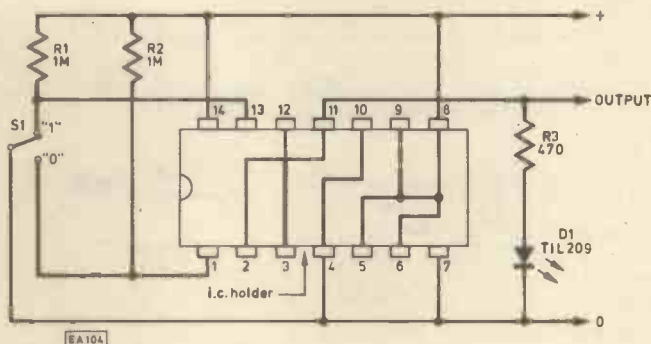
The circuit is basically a simple R-S bistable built round a 14-pin d.i.l. i.c. holder. When the unit is to be used with TTL logic a 7400 is inserted in the holder, while with CMOS logic a 4011 is employed. Both these i.c.s are quad 2-input NAND gates, only the gates connected to

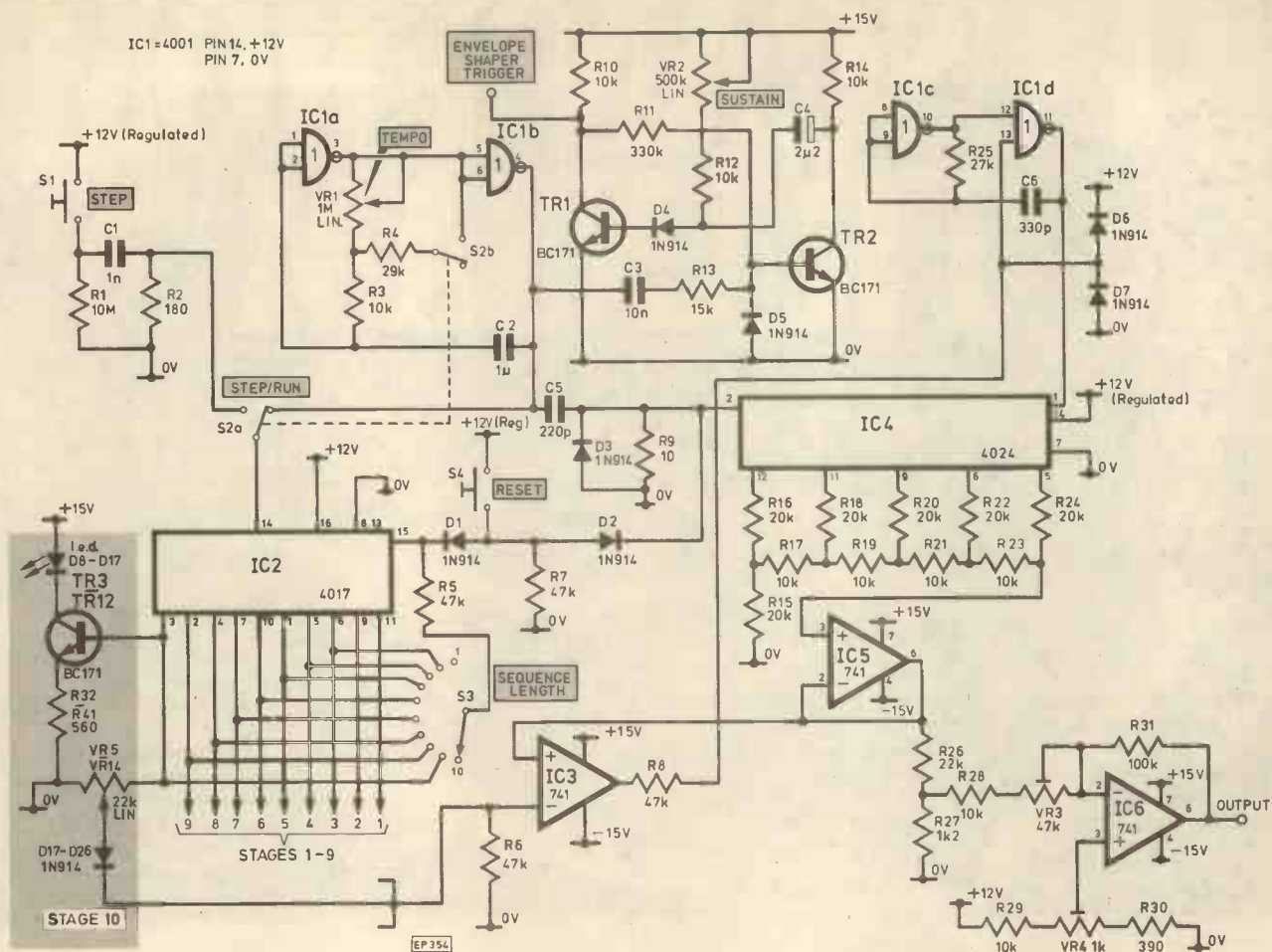
pins 1, 2, 3 and 12, 13, 14 being used (these pin connections are the same in both i.c.s).

Although unused TTL inputs can be left floating, unused CMOS inputs must be tied to one or other of the supply rails—R1 and R2 satisfy this requirement. Unused CMOS gates must be similarly dealt with, but in this case there is a problem in that the unused gate connections of the 7400 and 4011 do not coincide; however by connecting them in the combination shown, the NAND truth table is observed for either of the i.c.s.

The switch is powered from the circuit being experimented on, and the l.e.d., of course, indicates the logic state of the output.

A. F. Olivera,
Varyl Begg,
Gibraltar.





STEPSET SEQUENCER

THERE are two main types of sequencer commonly used with synthesizers: those which are programmed by using the instrument keyboard, and those which are set up using a bank of potentiometers. There are advantages and disadvantages associated with both types. The main advantage of the potentiometer system is that the sequence can be altered while it is running. A distinct advantage of the keyboard system is the speed and accuracy with which it can be set up.

The circuit described here was designed to include both these advantages. It uses a bank of ten potentiometers for programming, but to attain the speed and accuracy desired, adjustment of the potentiometers causes the unit's output voltage to vary in steps, each step being equivalent to a one semitone change in the frequency of the synthesiser's oscillators. Each of the potentiometers can be positioned to select any one of the 32 available discrete steps, giving a range of 32 semitones or about two and a half octaves.

IC1a forms a clock oscillator variable from 0.75Hz to 55Hz, which determines

the tempo of the sequence. The clock pulses thus produced are used to step the decade counter, IC2 which sequentially addresses the programming potentiometers, VR5 to VR14. The l.e.d.s, D8 to D17 are also sequentially addressed to indicate which potentiometer is being addressed. The voltage tapped from each sequenced potentiometer is routed to the comparator, IC3 which compares the potentiometer voltage with the output from the D-A converter. The D-A converter is formed by IC4, a 7-stage binary counter; R15-R24, the R/2R network; and IC5, the buffer amplifier. If the potentiometer voltage is higher than the D-A voltage, the output of IC3 will swing negative enabling the 50kHz oscillator, IC1b. This causes IC4 to count up until the D-A voltage exceeds the potentiometer voltage, when the output of IC3 will swing positive, inhibiting the 50kHz oscillator. IC4 is reset each time the sequencer steps so that the count always starts at zero. The D-A voltage is inverted by IC6 and passed to the output VR4 sets the output offset voltage ("tune" control), and VR3 sets the output

voltage law which can be between 0.5V/octave and 1V/octave. This should be adjusted so that one semitone steps are generated in the synthesiser. Since IC6 inverts the D-A voltage, VR5 to VR14 must be wired so that their top ends are at 0V.


An envelope shaper trigger is available from the monostable formed around TR1 and TR2. This generates sustain times from 15ms to 0.75s.

The sequencer can be single stepped with S2 in the "step" position, by pressing S1. In this mode, the tempo generator runs at 10Hz so that IC4 is reset frequently to allow the D-A converter to follow changing potentiometer voltages.

The sequence length can be altered between 2 and 10 steps using S3, which determines the reset point. Manual reset is possible using S4.

P. R. Williams,
Stevenage,
Herts.

'TUSCAN' FROM TRANSAM



Take a step up to your next Computer!

THE CONCEPT

How many ways are there to build an S100 system? Not many, and all expensive. TUSCAN changes all that.

Five S100 boards on one single board — just for starters. Plus five extra slots for future expansion.

What a combination! Z80 and S100 with the TRANSAM total package of system and applications software.

How do we do it? Our prices start at £195 and you can build up in easy stages to a fully CP/M compatible disc based system. Something to think about!

THE HARDWARE

The first Z80 single board computer with integral S100 expansion. British designed to the new IEEE (8 BIT) S100 specification, the TUSCAN offers total system flexibility. A flexibility available now.

The board holds the equivalent of a Z80 cpu card, 8k ram, 8k rom video and I/O cards with 5 spare S100 expansion slots and offers a price/performance ratio which is hard to beat.

Just compare our price with a commercial S100 ten slot motherboard with this specification.

THE SOFTWARE

TUSCAN offers the user the choice of system monitor, editor, resident 8k basic, resident Pascal compiler or full CP/M disk operating system. All options are upwards

compatible and fully supported with applications software. Both 5¼" and 8" drives are supported in double density.

THE PACKAGE

TUSCAN is available in kit form or assembled. With several hardware and software options to suit your requirements and budget. Attractive desk top case also available holds 2 x 5¼" Drives.

TRANSAM

NOBODY DOES IT BETTER!

Send to Transam Components Ltd., 12 Chapel Street, London NW1

I am interested in the TUSCAN Z80 based single board computer with S100 expansion and enclose a S.A.E. for further details.

Name _____

Address _____

Telephone _____

TRANSAM COMPONENTS LTD., 12 CHAPEL STREET, LONDON NW1. TEL: 01-402 8137. TELEX: 444198

Readout...

A selection from our Postbag

Readers requiring a reply to any letter must include a stamped addressed envelope. Opinions expressed in Readout are not necessarily endorsed by the publishers of Practical Electronics.

Doram Diagram

Sir—Some time ago I purchased a Doram signal generator, order code 991-906 which provided an audio signal from 20 Hz to 20 KHz with variable amplitude for system testing and signal tracing. This kit was obtained from the old Doram Electronics Ltd. in Leeds but unfortunately the instructions and circuit diagram were not included in the kit. Though the company is now back in business, they are unable to supply the necessary information.

My reason for writing to you, is to ask whether you have on file or, could obtain from your readers, the circuit diagram and instructions for making up this kit. All the parts, including the box were thoughtfully provided, but without the requisite circuit diagram, it is not possible for me to make up the signal generator.

J. C. Benson
Reigate

Can anybody help?—Ed.

Attention Computer Users!

Sir—May we publicise the long-overdue founding of the National Personal Computer Users Association, which is intended to pool the vast combined computing resources of owners and users of all types of personal computers in the United Kingdom and to disseminate information between members.

Hardware, software, applications and programming enquiries involving a wide variety of machine code and high level languages are routed through the Association in order that members may take advantage of the experiences of owners of machines similar to their own. Programs, subroutines, software information and useful ROM routines and RAM locations not publicised by manufacturers will, of course, be of particular interest to other members and will be included in regular newsletters. In addition various national research projects proposed by mem-

bers are undertaken, the current one being the analysis of human speech dialects.

Naturally the Association is also able to provide consensus opinions of its' wide membership to organisations and publications involved in servicing the personal computer industry while maintaining the complete anonymity of its' members and to purchase hardware at bulk discount prices on behalf of members when practicable.

A nominal annual subscription of £8 is necessary to cover overheads, and membership application forms will be provided on receipt of an S.A.E.

E. J. Keeley,
NPCUA,
11, Spratling Street,
Manston,
Ramsgate,
Kent.

In correspondence and discussions with both readers and retailers it has become apparent to us that there is an element of misunderstanding, mistrust and possibly dissatisfaction with mail order buying. To promote a better understanding between all concerned we propose to investigate the whole area and publish a feature explaining the problems and the legal rights involved.

With this in mind we would like to hear from you with your views and ideas on this subject. Unfortunately we cannot undertake to answer all letters but expect to be able to give a representative readers view in the forthcoming article.

Mike Kenward,
Editor.



Avoid a break in the middle

Make sure you get every issue when you're following projects in PRACTICAL ELECTRONICS Use this order form for a year's supply to be posted to you.

ANNUAL SUBSCRIPTION RATES (including postage and packing) inland and overseas £10.60.

PRACTICAL ELECTRONICS SUBSCRIPTION ORDER FORM

Please send me Practical Electronics each month for one year. I enclose a Sterling cheque/international money order for.....(amount).

PLEASE USE BLOCK LETTERS

NAME Mr/Mrs/Miss _____

ADDRESS _____

POSTCODE _____

Make your crossed cheque/MO payable to: IPC Magazines Ltd., and post to: Practical Electronics, Room 2613, King's Reach Tower, Stamford Street, London SE1 9LS. Practical Electronics is published in England by IPC Magazines Ltd. Regd. No. 53626. Regd. Office: King's Reach Tower, Stamford Street, London, SE1 9LS. A subsidiary of Reed International Ltd.

SECURITY SENTRY

WILLIAM
DICKINSON

THIS compact and totally self contained security system should prevent your caravan and its contents from becoming another police statistic and may prevent your well-earned holiday from being ruined by thieves or vandals. Although this system was designed to protect caravans it will work equally well in protecting garden sheds, garages, small houses, cottages and flats.

FEATURES

Several unique features incorporated into the design of the alarm control centre provides comprehensive protection against removal or entry by unauthorised persons. Special attention to quiescent current demands and the use of CMOS integrated circuits in the design ensure maximum life of the internal batteries.

A battery test is provided via a light emitting diode. Whenever the system is activated the l.e.d will momentarily illuminate, indicating that the batteries are in good condition. As the quiescent current of the alarm system is less than 40 microamperes, the four MN1400 alkaline batteries can be expected to last well over a year in normal service.

The break-in protection of the alarm system provides exit and entry delays before the siren is triggered so there is no need to fit an external lock switch to the caravan. When leaving the alarm switch on the concealed alarm control centre is placed in the "Activate" position whereupon the owner has one and a half minutes to leave the caravan. Upon re-entry an alarm latch is triggered the moment the door is opened. However, a thirty second delay is provided to give the owner time to place the alarm switch in the "Defeat" position before the siren is triggered. If the alarm switch is not placed in this position within thirty seconds the siren will begin to sound and continue to sound for two and a half minutes before automatically resetting. However, in the initial cause of the alarm is still present, the siren will retrigger. This will continue until the source of alarm activation has been removed or the alarm switch is cycled through

the battery test function and then returned to the "Defeat" position. Cycling through the battery test function to silence the alarm, i.e. moving the alarm switch from "Activate" to "Defeat" twice, has been done intentionally in order to confuse any unauthorised person who may be tampering with the system in an effort to silence the siren.

Tow-away protection is provided by a self-activating section of the alarm system which operates completely independently of the break-in protection section and the position of the alarm switch. No would-be thief is likely to risk attracting the attention of the police by driving down the road without the brake and turn signal lights on the caravan in operation. Therefore he will, in all likelihood, connect the caravan's seven pin lighting plug to his vehicle before attempting to tow it away. A seven pin socket which mates with the caravan's plug is employed to detect tampering with the plug contacts and also provides a convenient place to stow it when it is not in use, thereby protecting it from the elements. Additional protection is provided by leaving the caravan's levelling jack down and looping the cable leading to the plug around the levelling crank before inserting it into the sensing socket. When the plug is inserted into the sensing socket the alarm will automatically activate itself in three minutes.

If the plug is removed (or the cable cut) after the arming interval has elapsed, the siren will sound immediately and will continue to sound until manually reset by the alarm switch. If the plug is re-inserted into the sensing socket after the siren begins to sound the siren will continue to sound for one and a half minutes before automatically silencing itself. The alarm will then return to the activated state and continue to monitor the status of the plug.

Whenever the owner has to remove the plug the alarm switch is cycled through the battery test function. This will inhibit the alarm sensing action of the sensing socket for three minutes, ample time to remove the plug without initiating the alarm sequence.



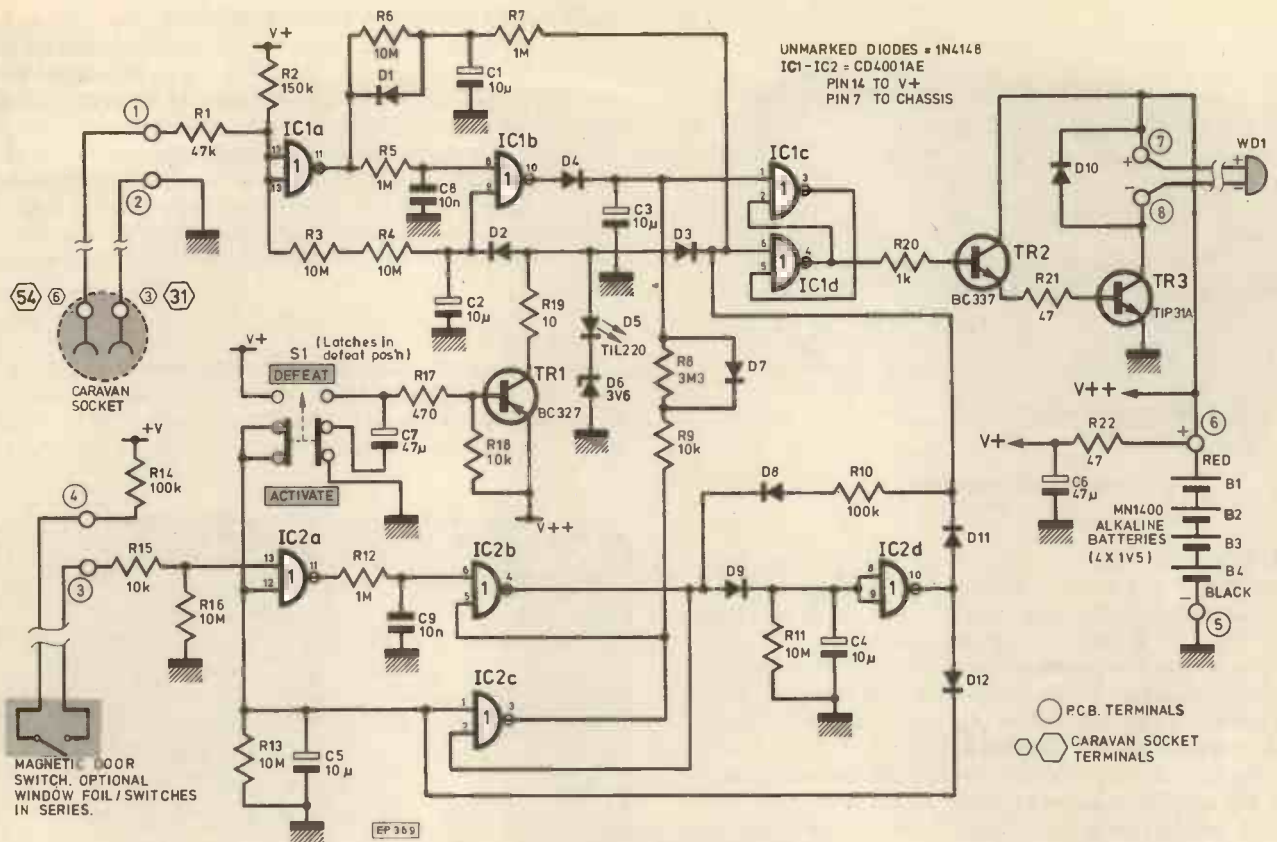


Fig. 1 Circuit diagram

POWER SUPPLY

Power is supplied by four MN1400 alkaline batteries, B1 through B4. The quiescent current of the system is primarily determined by R1 and R2, and to a lesser degree on R14, R15 and R16 as the integrated circuits draw negligible current. The battery supply is split into two sections, V++ and V+. The V++ section supplies the high current demands of the siren at terminal (7) and battery test section. The V+ supply is decoupled from the noise and spikes present on the V++ supply via R22 and C6 and supplies the alarm logic.

BATTERY TEST

Assume that S1 is in the "Defeat" position and is moved to the "Activate" position. C7, which was previously shunted by S1 and therefore completely discharged, will rapidly charge through R17, R18 and the base-emitter junction of TR1. This will momentarily forward bias it developing a 6 volt pulse at the collector which overcomes the 3.6 volt barrier potential of D6 leaving 2.4 volts to illuminate D5. D6 will always require 3.6 volts to overcome the barrier potential, therefore as the battery voltage drops the voltage available to D5 will drop. When the battery potential is approximately 4 volts it will no longer illuminate when S1 is cycled, indicating that the batteries should be replaced.

RESET

The 6V pulse produced at the collector of TR3 when S1 is moved from the "Defeat" to "Activate" position is connected to the junction of steering diodes D2 and D3 appearing at pin 6 of IC1d via D3 and will reset the siren latch flip-flop at a safe condition. The reset pulse steered through D2 will be discussed in the tow-away protection system.

SIREN LATCH AND DRIVER

IC1c and IC1d are cross-coupled to form a set-reset flip-flop. A logic '1' at pin 1 of IC1c is an alarm condition. A logic '1' at pin 6 of IC1d is used to reset the flip-flop to 'safe' condition.

When an alarm condition is sensed by IC1c the siren latch flip-flop will lock with a logic '1' at pin 4 of IC1d. The flip-flop will remain locked in this state until a reset pulse is presented to pin 6 of IC1d. Pin 4 of IC1d drives a modified Darlington pair consisting of R20, TR2, R21 and TR3 into conduction providing an earth return for the siren at terminal (8). This configuration exhibits a very low saturation voltage across TR3 when it is conducting which minimises power losses. Diode D10 absorbs the spikes created by the siren

BREAK-IN PROTECTION

Break-in protection is provided by a closed loop consisting of a magnetic door switch and optional window foil/magnetic switches protecting access points to the caravan.

Assume that S1 is in the "Defeat" position. This will fully charge C5 and place a logic '1' at the inputs of IC2a and IC2c. IC2b and IC2c are cross-coupled to form an alarm latch flip-flop. A logic '1' at the input of IC2a and IC2c will lock the flip-flop to the safe condition with a logic '0' at the output of IC2c and inhibit IC2a so ignoring the status of the alarm sensing input.

When S1 is moved to the "Activate" position C5 will begin to discharge through R13. In approximately 1½ minutes (exit delay) a logic '0' will be present at IC2a and IC2c enabling this section of the alarm. The alarm sensing input of IC2a (pin 13) is normally held at logic '1' via R14, the closed magnetic switch loop and R15.



Fascia and legending

ALARM SEQUENCE

When the closed alarm loop is broken R16 will pull the alarm sensing input down to logic '0'. With both inputs of IC1a at logic '0' a logic '1' is produced at its output. This logic '1' is coupled to the alarm input of IC2b and IC2c via a transient suppression network consisting of R12 and C13. The alarm latch flip-flop will reverse states and will have a logic '1' at the output of IC2c and a logic '0' at the output of IC2b. The logic '1' at the output of IC2c will begin to charge C3 via R8 and R9 in approximately 30 seconds (the entry delay) C3 will be charged to a logic '1' which will cause the flip-flop to lock to the alarm condition and sound the siren. The logic '0' at the output of IC2b will pull down the input of IC1d via D6 and R10 so that any 'safe' condition status presented by the tow away section of the alarm (via R7) will be ignored.

If the owner places S1 in the "Defeat" position within the thirty second entry delay period the alarm sequence will be pre-empted and the alarm latch will return to a safe condition.

AUTO AND MANUAL RESET

Prior to switching into the alarm state C4 is charged to a logic '1' via blocking diode D9. Once in the alarm state C4 will begin to discharge through R11. In approximately 2½ minutes C4 will have discharged sufficiently to present a logic '0' at the input of IC2d. This is inverted to a logic '1' and presented to the junction of steering diodes D11 and D12. D11 steers a logic '1' reset pulse to IC1d resetting it to a safe condition silencing the siren. D9 steers a logic '1' to the inputs of IC2a and IC2c which resets the alarm latch flip-flop to a safe condition. This places a logic '1' at the output of IC2b which charges C4 back to logic '1' thereby changing the output of IC2d back to logic '0'. The logic '0' at the output of IC2d rapidly discharges C3 via D7 and R9. At this point the alarm system is completely reset to the safe condition and C5 once again begins to discharge through R13. Momentarily the system will re-activate itself and will react to whatever the status of the closed loop is at the moment e.g. if the loop is closed, the alarm will remain silent; if the loop is still open, the alarm sequence will repeat indefinitely.

To defeat the alarm sequence once it has been initiated S1 is cycled through the battery test function and returned to the "Defeat" position. This places a logic '1' at the input of IC2a, inhibiting the alarm sensing input and the input of IC2c locking the alarm latch flip-flop to the safe condition. The siren latch will also be reset to the safe condition by the pulse produced by the battery test circuit.

CARAVAN TOW-AWAY PROTECTION

If the unit is to be used in a domestic application this section should not be used. D1, D2, D4, C1, C2, C8 and R1 can be omitted. R2, R3, R4, R6 and R7 must be retained to pull-up IC1a, IC1b and IC1d.

IC1a, IC1b and associated components form an automatic activating and self-resetting circuit which detects tampering with the seven pin caravan plug. A seven pin socket, SK1 is employed as a sensing device. This section of the alarm operates completely independently of the "Activate/Defeat" switch.

OPERATION

Assume that the alarm control is defeated and you have just parked your caravan. C2 will be fully charged through R2, R3 and R4, presenting a logic '1' to pin 9 of IC1b which will inhibit the alarm sensing input at pin 8. The output of

COMPONENTS

Resistors

R1	47k
R2	150k
R3	10M
R4	10M
R5	1M
R6	10M
R7	1M
R8	3.3M
R9	10k
R10	100k
R11	10M
R12	1M
R13	10M
R14	100k
R15	10k
R16	10M
R17	470
R18	10k
R19	10
R20	1k
R21	47
R22	47

All ¼W 10% carbon film

Capacitors

C1-5	10u	6.3V	Tant
C6	47u	6.3V	Tant.
C7	47u	6.3V	Tant.
C8	10n	50V	ceramic
C9	10n	50V	ceramic

Semiconductors

IC1	4001AE
IC2	4001AE
TR1	BC327
TR2	BC337
TR3	TIP31A
D1-4	1N4148
D5	TIL220 0.2in red l.e.d.
D6	3.6V Zener (BZY88C3V6)
D7-12	1N4148

Switches

S1	2 pole changeover push-button
----	-------------------------------

Miscellaneous

2-4 way p.c. connectors, p.c.b. 42 x 76 mm, 2-14 pin sockets, B1-4—4MN1400 1½V alkaline batteries, seven caravan socket with dust cover, magnetic door switch.

Control Centre available from **Compu-Tech Systems, Gaymers Way, Laundry Loke Industrial Estate, North Walsham, Norfolk.**

IC1b will be a logic '0' which is a safe condition. The input of IC1a will be pulled up to a logic '1' by R2. IC1a inverts this to a logic '0' and couples it to IC1b via a transient absorbing network consisting of R5 and C8. This logic '0', which represents an alarm condition, will be inhibited by the logic '1' present at pin 9. The same conditions would be present if the alarm control centre was activated.

When the caravan's 7 pin plug is inserted into its socket, the circuit is closed between terminals (1) and (2) via the brake light circuit of the caravan. This presents a logic '0' at the input of IC1a and begins to discharge C2 through R1, R3 and R4. A 3 : 1 ratio between R1 and R2 has been selected to help minimise the effects of moisture in the 7 pin socket and reduce quiescent battery current. Whenever the 7 pin plug is inserted the input of IC1a will be approximately 1.4v which is slightly below the minimum threshold for logic '0'. The logic '0' at the input of IC1a is inverted to a logic '1' which is passed to IC1b as a safe condition. In approximately 3 minutes C2 will be discharged sufficiently to present a logic '0' to pin 9 of IC1b which enables the gate to pass an alarm condition if detected.

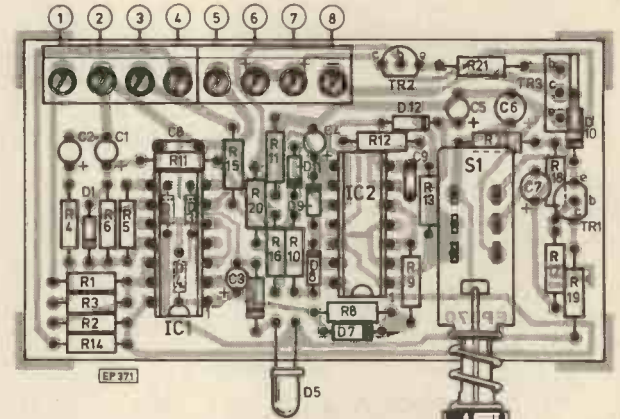
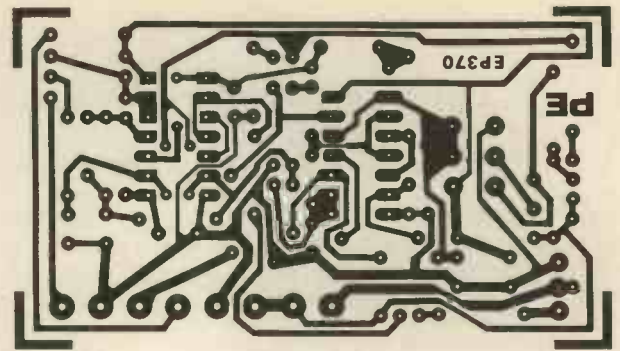



Fig. 2 P.c.b. and overlay (Board design copyright Compu-Tech Systems)

produced at the junction of the steering diodes D2 and D3 when the l.e.d. illuminates will charge C2 to a logic '1' via D2. This will inhibit the alarm sensing action for approximately 3 minutes, ample time to disconnect the caravan plug without activating the alarm.

All of the time delays given are nominal and are dependent on the combined tolerances of the timing resistors and capacitors, the logic thresholds of the integrated circuits, and to a lesser degree, on the battery potential. The time delays given in the text can be expected to vary $\pm 30\%$ from the figures given. The time delays given in the text can be adjusted to suit your individual requirements by increasing or decreasing the values of the resistors or capacitors tabulated below in direct proportion to the change in time desired.

Break-in Protection

- Exit Delay R13 and C5
- Entry Delay R8 and C3
- Reset Delay R11 and C4

Tow-away Protection

- Activate Delay R3, R4 and C2
- Reset Delay R6 and C1

CONSTRUCTION

Construction is generally straightforward. The battery holder is glued to the case first. The printed circuit board is then assembled, noting that diodes D2, D3 and D4 are mounted underneath the socket for IC1. The unit is then mounted in the selected location. The siren, seven pin sensing socket, and magnetic door switch are then installed and the wires routed back to the alarm control centre. These wires along with the two battery wires are then connected to the p.c. screw terminals provided. Once the batteries are installed the system can be tested and put into service.

If, at any point past the 3 minute 'activate delay' the 7 pin connector plug is removed by an unauthorised person, input of IC1a is pulled up to logic '1' by R2, IC1a inverts this and presents a logic '0' to pin 8 of IC1b. C1 is discharged immediately into IC1a via D1. IC1b now has logic '0' at both inputs resulting in a logic '1' at its output. This logic '1' is coupled to the 'alarm' input of the set-reset flip-flop via D4 charging C3 to V+ in the process. The logic '1' at the input of the siren latch flip-flop locks it to the alarm state and activates the siren. The siren will run until the system is manually reset or until the caravan's 7 pin plug is reinserted.

When the 7 pin plug is removed the resistance across pins 3 (31) and 6 (54), caravan socket numbers in parentheses, must exceed 300,000 ohms for proper circuit operation. Liberal application of petroleum jelly to the exposed connections on the socket will ensure that this condition is met under adverse weather conditions and in saliferous environments.

AUTO AND MANUAL RESET

When the caravan's seven pin plug is reinserted the input of IC1a will be pulled down to a logic '0' which is inverted by IC1d and presents a logic '1' at the output which begins to charge C1 via R6. After approximately 1½ minutes C1 will be charged sufficiently to present a logic '1' to IC1d via R7 which will reset the siren latch flip-flop to a safe condition.

When the caravan plug must be removed, S1 is cycled through the battery test function. The six volt reset pulse

MICRO PROMPT

The hardware and software exchange point for PE computer projects

GOOD GAME! GOOD GAME!

This game, in CompuKit BASIC, was briefly reviewed in the last issue of Practical Electronics, along with other programs by the same author. As promised, the full listing appears below. Note that the stars represent multiplication signs (i.e. asterisks).

```
1 REM "LE PASSE-TEMPS" A.  
KNIGHT 15/12/79  
25 ?"1) The object of the game is to  
get FOUR"  
26 ? "IN A LINE"  
28 ?"2) The board is a 6 by 7 matrix,  
and a line"  
29 ?"may be horizontal, vertical or  
diagonal."  
30 ?"3) Columns are filled from the  
base upward."  
32 ?"4) In play, only three keys are  
used:" ?  
33 ?" a) Shift left moves the pointer  
left."  
34 ?" b) Shift right...."  
35 ?" c) The space bar drops your  
marker to the"  
36 ?" foot of the selected column"  
40 DIMS(44), T(11) : POKE530,  
1 : ? : GOT060  
50 FOR I = 1 TO 4000: NEXT  
60 MS = "HIT 'Z' TO CON-  
TINUE" : GOSUB970  
70 Q = 57088 : POKEQ, 253: IF  
PEEK(Q)> <223 THEN 70  
80 E = 0 : F = 0 : G = 0: FOR A = 1  
TO 42 : S(A) = 0 : NEXT  
90 ?TAB(16)" LE PASS-TEMPS"  
: ? : ?  
91 ? : ?TAB(7)"SCORES" : ? : ?  
92 ?"YOU"; TAB(9)S1  
93 ? : ?"ME"; TAB(9)S2 : ?  
94 ?"DRAWN"; TAB(9)S3 : ? : ? : ?  
95 RESTORE  
100 L = 53338 : DATA 136, 143, 209,  
208  
110 FOR T = 1 TO 13 : IF T/2 =  
INT(T/2) THEN RESTORE  
120 READ A, B : FOR C = 1 TO 28  
STEP 4  
125 IF T = 1 THEN 140  
126 POKEL, 143 : POKEL+29, 136  
130 POKEL+C, A : POKEL+C+  
3, B  
140 NEXT C : L = L+64 : NEXT T  
150 N = 36 : FOR C = 1 TO 7 :  
N(C) = N : N = N+1 : NEXT  
160 R = 53336 : C = 4  
170 S = S1+S2+S3 : IF S/2 < >  
INT(S/2) THEN 495
```

```
200 MS = "MY MOVE" : GOSUB950  
205 V = 0 : X = 0 : Y = 0 : Z = 0  
210 FOR J = 1 TO 7 : C = C + 1 :  
IF C > 7 THEN C = 1  
220 P = R+C*4 : IF N(C) > 0  
THEN GOSUB 700  
230 IF F THEN 450  
240 NEXT  
250 IF X THEN C = X : GOTO450  
260 IF Y THEN C = Y : GOTO330  
270 IF Z THEN C = Z : GOTO330  
310 C = INT(RND(1)*7+1) : IF  
N(C)<1 THEN 310  
320 V = V+1 : IF C < > 4 AND  
V<5 THEN 310  
330 IF N(C) < 8 THEN F = 0 :  
GOTO450  
340 IF V<10 THEN 400  
350 IF V/3 = INT(V/3) THEN MM  
= 1 : MS = "NOW WHAT DO I  
DO?" : GOSUB970  
360 IF V<21 THEN 400  
370 FOR A=1 TO 500 : Q =  
INT(RND(1)*940+53260)  
380 J = INT(RND(1)*256) :  
POKEQ, J  
390 NEXT : E = 1 : GOTO640  
400 N(C) = N(C)-7 : Z = 0 :  
GOSUB700 : N(C)=N(C) + 7  
410 IF F THEN F = 0 : IF V<9  
THEN 310  
420 IF Z THEN Z=0 : IF V<6  
THEN 310  
430 IF X THEN X = 0 : GOTO310  
450 X = R+63+C * 4+128 *  
(N(C)-C)/7  
470 FOR B = 1 TO 2 : POKE X+B,  
154 : POKE X+B+64, 155:  
NEXT  
480 S(N(C)) = 5 : N(C) = N(C)-7  
490 IF F THEN MS = "I WIN!" :  
GOSUB970 : S2 = S2+1 :  
GOTO50  
495 MS = "YOUR MOVE" :  
GOSUB950  
500 P = R+C*4 : POKEP,31 :  
POKEP+1,31 : POKE530,1  
510 POKEQ,254 : IF T = 251 THEN  
T = 253 : GOTO520  
515 T = 251  
516 IF PEEK(Q) = 254 THEN MM  
= 1 : MS = "RELEASE SHIFT  
LOCK" : GOSUB970 :  
GOTO495  
520 IF PEEK(Q) = T THEN 550  
530 POKEQ,253 : IF PEEK(Q) =  
239 THEN 600  
540 GOTO510  
550 IF T = 253 AND C < 7 THEN  
C = C+1
```

```
560 IF T = 251 AND C>1 THEN C  
= C-1  
570 POKEP,32 : POKEP+1,32  
580 GOTO500  
600 L = (N(C)-C)/7 : IF L<0  
THEN 500  
610 X = P+63+L*128  
620 FOR A = 1 TO 2 : POKE X+A,  
193 : POKE X+A+64,191 :  
NEXT A  
630 S(N(C)) = 1 : E = 0 :  
GOSUB700  
640 IF E THEN MS = "YOU WIN!"  
: GOSUB950 : S1 = S1+1 :  
GOTO50  
650 N(C) = N(C)-7 : GOTO200  
700 P = R+C*4 : POKEP,31 :  
POKEP+1,31  
705 FOR A = 0 TO 11 : T(A) = 0 :  
NEXT A  
710 I = 0 : M = N(C)  
720 FOR U = M TO M+21 STEP 7 :  
IF U> 42 THEN 740  
730 T(I) = T(I)+S(U)  
740 NEXTU : I = I+1  
750 FOR A = C-3 TO C+3 : IF  
A<1 THEN A = 1  
760 IF A>4 OR A>C THEN 800  
770 FOR B = A TO A + 3 : T(I) =  
T(I)+S(M-C+B) : NEXT B : I =  
I+1  
780 N = M-(C-A)*8 : IF N<1 OR  
N> 18 THEN 800  
790 FOR D = 0 TO 3 : T(I) =  
T(I)+S(N) : N = N+8 : NEXT D  
: I = I+1  
800 IF A>7 THEN 840  
810 IF A<4 OR A<C THEN 840  
820 N = M+(C-A)*6 : IF N<4 OR  
N> 21 THEN 840  
830 FOR D = 0 TO 3 : T(I) + T(I) +  
S(N) : N = N+6 : NEXT D : I =  
I+1  
840 NEXT A  
850 FOR H = 0 TO I : D = T(H) :  
IF D = 4 THEN E = 1  
860 IF D = 15 THEN F = C  
870 IF D = 10 THEN Z = C  
880 IF D = 3 THEN X = C  
890 IF H AND D = 2 THEN Y = C  
900 NEXT H  
910 POKEP,32 : POKEP+1,32  
920 RETURN  
950 FOR A = 1 TO 7 : IF S(A) = 0  
THEN 970  
960 NEXT A : MS = "IT'S A  
DRAW" : G = 1  
970 ?TAB(47); CHR$(13);  
980 ?TAB (22-LEN (MS)/2) MS;  
CHR$(13);  
1010 IF MM = 0 THEN 1040  
1020 FOR D = 1 TO 600 : NEXT :  
MM = 0 : MS = "" : GOTO970  
1040 POKES4220,32  
1070 IF G THEN G = 0 : S3 = S3+1  
: GOTO50  
1080 RETURN
```

101 SCREEN EDITOR

A screen editor has been sent in by *N. A. Climpson*, which to use is simplicity itself. Loading this software is easy too, for machine code is transported into the CompuKit's memory by a self-destructing BASIC program.

The program occupies 324 bytes of RAM, two zero page addresses 00F9 and 00FA and five addresses, 02F6-02FA in an area of RAM not used by BASIC. It is located for the 8K machine at memory locations 7865 to 8189 (decimal) so that it can be protected from BASIC. A response of 7850 to MEMORY SIZE? on a cold start is satisfactory.

Key memory locations for editor program in an 8K CompuKit.

00F9	Low byte of V.D.U. RAM address
00FA	High byte of V.D.U. RAM address
02F6	Input cursor position temporary
02F7	Character temporary stores
02F8	
02F9	Edit cursor horizontal position
02FA	Edit cursor vertical position
1F2D-1F4D	Editor entry and key pressed detection
1EB9-1ED1	Control B routine
1ED2-1EED	Control D routine
1EEE-1F2C	Rubout routine
1F4E-1F96	Control U routine
1F87-1F97	Handles edit cursor over top line
1F98-1FB2	Return routine. Initialises stores
1FB3-1FD5	Control F routine
1FD6-1FF3	Subroutine senses scroll up and repositions edit cursor one line up
1FF4-1FFD	Subroutine for saving character about to be sat on by edit cursor and substituting cursor character
1F64	Number of scrolling lines on screen

The functions are accessed through the use of Rubout, and the control key plus U, D, F and B.

Control U moves the edit cursor up

Control F copies forward

Control B moves the edit cursor backwards

Control D deletes on the edit line

Rubout True backspace

The line to be altered is displayed anywhere on the screen using LIST.

With Control U an Edit Cursor separates from the Input Cursor and moves vertically up the screen. (If it goes off the top it reappears at the bottom.)

The Edit Cursor is stopped at the selected line and moved forward with Control F. Each

```

50000 REM ***** UK101 SCREEN EDITOR *****
50002 REM ***** by Nigel Climpson *****
50004 REM ***** 1980 *****
50006 DATA 152,72,172,249,2,173,248,2,145,249
50008 DATA 136,206,249,2,32,244,31,104,168,169
50010 DATA 0,96,76,185,30,152,72,32,214,31
50012 DATA 172,249,2,169,35,145,249,238,249,2
50014 DATA 208,2,230,250,200,32,244,31,104,168
50016 DATA 169,0,96,202,16,4,232,76,153,163
50018 DATA 138,72,152,72,172,249,2,174,0,2
50020 DATA 173,250,2,240,5,173,248,2,145,249
50022 DATA 169,32,157,0,211,202,136,206,249,2
50024 DATA 206,0,2,169,95,157,0,211,206,246
50026 DATA 2,173,250,2,240,3,32,244,31,104
50028 DATA 168,104,170,169,0,96,32,186,255,201
50030 DATA 21,240,26,201,28,240,182,201,4,240
50032 DATA 150,201,2,240,143,201,6,240,111,201
50034 DATA 13,240,80,32,214,31,76,153,163,56
50036 DATA 152,72,173,250,2,240,8,172,249,2
50038 DATA 173,248,2,145,249,238,250,2,173,250
50040 DATA 2,201,16,240,31,201,1,208,6,173
50042 DATA 0,2,141,249,2,173,249,2,233,64
50044 DATA 176,2,198,250,141,249,2,168,32,244
50046 DATA 31,104,168,169,0,96,169,0,141,250
50048 DATA 2,169,211,133,250,173,0,2,141,249
50050 DATA 2,208,230,169,0,141,250,2,133,249
50052 DATA 169,211,133,250,169,32,141,248,2,169
50054 DATA 204,141,246,2,141,249,2,169,13,96
50056 DATA 152,72,32,214,31,173,248,2,172,249
50058 DATA 2,145,249,141,247,2,200,238,249,2
50060 DATA 208,2,230,250,32,244,31,104,168,173
50062 DATA 247,2,76,153,163,72,173,0,2,205
50064 DATA 246,2,16,13,56,173,249,2,233,64
50066 DATA 176,2,198,250,141,249,2,173,0,2
50068 DATA 141,246,2,104,96,177,249,141,248,2
50070 DATA 169,95,145,249,96
50072 FOR I= 7865 TO 8189:READ A:POKE I,A:NEXT
50074 POKE 536,45:POKE 537,31
50076 NEW
    
```

character the Edit cursor moves past on the old line is copied by the Input cursor on a new line at the bottom on the screen. The auto repeat facility can be used. Return at any stage enters the new line displayed at the bottom of the screen.

Extra characters are inserted into the new line by halting the Edit Cursor at the appropriate position and entering characters through the keyboard. Resumption of Control F copies the rest of the old line to the new one

at the bottom of the screen.

Deletions can be made at any point by pressing Control D which displays a # for each deleted character on the old (Edit) line and gives no input on the new (Input) line.

Changing of characters is accomplished by copying forward to the "correction" point, entering new characters through the keyboard, typing Control D over the unwanted characters on the Edit line and continuing to copy forward over the remainder.

Use of Control B allows movement of the Edit Cursor to the left without moving the Input Cursor. This feature is incredibly useful, allowing you to repeat phrases on a line, or, in conjunction with Control U, move the Edit Cursor around the screen to pick out phrases listed elsewhere and make a new composite line. One use of this function is in the condensation of programs, since several single BASIC statements can be brought together on one line with ease.

This editing facility cannot be used to alter the Input Line; only a previously entered program line.

On long statements which run to a second line, the Edit Cursor needs typically sixteen Control Ds to carry it over the undisplayed part of the video memory if blanks are to be avoided on the Input Line. Also, on two-line statements, Rubout should not be used to retreat from the second line to the first.

The program listed here should be loaded and RUN, to shift the machine code into memory. It is probable that you will not require the services of the Editor immediately, in which case RETURN will have been pressed during programming; but if the Editor is required immediately after loading, it is necessary to press Return to initialise certain memory locations.

The Editor is a compromise between versatility and memory consumption, but will nevertheless be most useful to 101 users.

Modifications for 4K Compukit

Line No.	Old	New
50008	31	15
50010	30	14
50010	31	15
50014	31	15
50026	31	15
50034	31	15

50046	31	15
50056	31	15
50060	31	15
50072	7865	3769
50072	8189	4093
50074	31	15

Modifications for 8K Superboard

Line No.	Old	New
50030	28	95 (For shift 0 as backspace)
50040	16	Number of lines that can be scrolled and seen on screen
50042	64	32
50054	204	101
50064	64	32

The Editor will still be present in RAM after a Reset and Warm Start, but it must be *reactivated* by the POKE statements in line 50074 of the BASIC listing.

Warning: These two POKES must be executed simultaneously on the same instruction line or the machine will lock-up.

EDITOR DISASSEMBLED

```

1EB9 98 TYA
1EBA 48 PHA
1EBB ACF902 LDY $02F9
1EBE ADF802 LDA $02F8
1EC1 91F9 STA ($F9),Y
1EC3 88 DEY
1EC4 CEF902 DEC $02F9
1EC7 20F41F JSR $1FF4
1ECA 68 PLA
1ECB A8 TAY
1ECC A900 LDA #$00
1ECE 60 RTS
1ECF 4CB91E JMP $1EB9
1ED2 98 TYA
1ED3 48 PHA
1ED4 20D61F JSR $1FD6
1ED7 ACF902 LDY $02F9
1EDA A923 LDA #$23
1EDC 91F9 STA ($F9),Y
1EDE EEF902 INC $02F9
1EE1 D002 BNE $1EE5
1EE3 E6FA INC $FA
1EE5 C8 INY
1EE6 20F41F JSR $1FF4
1EE9 68 PLA
1EEA A8 TAY
1EEB A900 LDA #$00
1EED 60 RTS

```

```

1EEE CA DEX
1EEF 1004 BPL $1EF5
1EF1 E8 INX
1EF2 4C99A3 JMP $A399
1EF5 8A TXA
1EF6 48 PHA
1EF7 98 TYA
1EF8 48 PHA
1EF9 ACF902 LDY $02F9
1EFC AE0002 LDX $0200
1EFF ADFA02 LDA $02FA
1F02 F005 BEQ $1F09
1F04 ADF802 LDA $02F8
1F07 91F9 STA ($F9),Y
1F09 A920 LDA #$20
1F0B 9D00D3 STA $D300,X
1F0E CA DEX
1F0F 88 DEY
1F10 CEF902 DEC $02F9
1F13 CE0002 DEC $0200
1F16 A95F LDA #$5F
1F18 9D00D3 STA $D300,X
1F1B CEF602 DEC $02F6
1F1E ADFA02 LDA $02FA
1F21 F003 BEQ $1F26
1F23 20F41F JSR $1FF4
1F26 68 PLA
1F27 A8 TAY

```

```

1F28 68 PLA
1F29 AA TAX
1F2A A900 LDA #$00
1F2C 60 RTS
1F2D 20BAFF JSR $FFBA
1F30 C915 CMP #$15
1F32 F01A BEQ $1F4E
1F34 C91C CMP #$1C
1F36 F0B6 BEQ $1EEE
1F38 C904 CMP #$04
1F3A F096 BEQ $1ED2
1F3C C902 CMP #$02
1F3E F08F BEQ $1ECF
1F40 C906 CMP #$06
1F42 F06F BEQ $1FB3
1F44 C90D CMP #$0D
1F46 F050 BEQ $1F98
1F48 20D61F JSR $1FD6
1F4B 4C99A3 JMP $A399
1F4E 38 SEC
1F4F 98 TYA
1F50 48 PHA
1F51 ADFA02 LDA $02FA
1F54 F008 BEQ $1F5E
1F56 ACF902 LDY $02F9
1F59 ADF802 LDA $02F8
1F5C 91F9 STA ($F9),Y
1F5E EEFA02 INC $02FA

```


PEVDU SOFTWARE?

Sir—I have recently built the PE VDU, with which I am most pleased.

Could you suggest where I might obtain suitable operating software to drive the VDU and full keyboard. The micro I am using is the issue 2 MK14 with new monitor.

Also, can you suggest how I might remove the scan lines from my screen (only apparent when VDU board is connected to TV set). I am going in direct video.

N. F. Harris
Burton-on-Trent

101 TRICK

Here is a tip sent in by J. D. Owen of Dyfed.

100 PRINT CHR\$(13); TAB(48)CHR\$(13);

110 PRINT (new information);

Line 100 clears the bottom line of the VDU before line 110 reprints new information. This prevents the previous information from scrolling up the screen.

A similar trick is to replace line 100 with:
POKE 512, 205

TV TEASER

Sir—I own a UK101 and wish to display 64 characters per line. In your articles on the UK101 you say that this may be achieved by getting the TV to underscan, but you also say that the software is arranged to limit the line length to 48 characters to prevent loss of information. How is it possible

to alter this—would a machine code routine work, or some "POKEs", or would the ROMs need rewriting?

I would be very grateful if someone could answer this problem as I feel that 64 columns would be very useful.

T. D. Allen
Poole.

Has anyone actually done this?

TELEWRITING

Sir—In the January 'Readout' column, Mr. J. W. Coulthard asks if it is possible to use the COMPUKIT UK101 keyboard in Immediate mode without getting "?SN ERROR" on every line. The following program, which makes use of a machine code sub-routine given in the Manual, will allow the keyboard to be used to write messages on the screen, or to work a Printer as a Typewriter:

```
200 POKE 11, 237 : POKE 12, 254
210 X=USR(X) : A=PEEK(531)
220 IF A=13 THEN PRINT CHR$(10);
230 PRINT CHR$(A);
240 GOTO 210
```

This program could easily be modified (by changing line 230) to produce graphics characters and enable pictures to be drawn.

A modified form of this program was used to produce this letter using my COMPUKIT and a Printer.

G. L. Steer,
Ewell,
Surrey.

HOLD THAT VARIABLE!

Debugging a program which, for instance, starts with a series of input statements, can be laborious. Each time an unsuccessfully run program is listed and subsequently edited, all variables are lost, and on re-running, one has to input all the data again. Only if the program text has not been altered is it possible to re-run a program without loss of variables by using the GOTO statement in Command Mode.

A program to maintain all the variables throughout that inevitable debugging phase has been written by Richard Hocking of Wellingborough.

When a new line is inserted into the program, the Text End Pointer (and program text) are moved down, but the Variable and Array Store are not copied down. The Variable and Array End Pointers are then reset (to the same as the Text End Pointer), to ensure that it is not possible to recall a variable which has been overwritten when the text was copied down.

This program overcomes the problem by modifying the input routine as follows. Firstly the Text End Pointer is set equal to the Array End Pointer. Then, when a new line is inserted, everything up to the Array End Pointer is copied down by the correct amount, and the new line is inserted in its correct place. Thus the variable and array information is preserved without corruption. Then if the pointers for the text, variables, arrays and strings are reset to

1F61	ADFA02	LDA	#02FA	1F9F	A9D3	LDA	#0D3	1FD0	100D	BPL	\$1FEC
1F64	C910	CMP	#10	1FA1	85FA	STA	\$FA	1FDD	38	SEC	
1F66	F01F	BEQ	\$1F87	1FA3	A920	LDA	#120	1FDF	ADF902	LDA	\$02F9
1F68	C901	CMP	#01	1FA5	8DF802	STA	\$02F8	1FE0	E940	SBC	#140
1F6A	D006	BNE	\$1F72	1FA7	A9CC	LDA	#0CC	1FE3	B002	BCS	\$1FE9
1F6C	AD0002	LDA	\$0200	1FA9	8DF602	STA	\$02F6	1FE5	C6FA	DEC	\$FA
1F6E	8DF902	STA	\$02F9	1FAB	8DF902	STA	\$02F9	1FE7	8DF902	STA	\$02F9
1F70	ADF902	LDA	\$02F9	1FAD	A90D	LDA	#0D	1FE9	AD0002	LDA	\$0200
1F72	E940	SBC	#140	1FAE	60	RTS		1FEB	8DF602	STA	\$02F6
1F74	B002	BCS	\$1F7B	1FB0	98	TYA		1FEF	68	PLA	
1F76	C6FA	DEC	\$FA	1FB2	48	PHA		1FF0	60	RTS	
1F78	8DF902	STA	\$02F9	1FB4	20D61F	JSR	\$1FD6	1FF2	B1F9	LDA	(\$F9),Y
1F7A	A8	TAY		1FB6	ADF802	LDA	\$02F8	1FF4	8DF802	STA	\$02F8
1F7C	20F41F	JSR	\$1FF4	1FB8	ACF902	LDY	\$02F9	1FF6	A95F	LDA	#5F
1F7E	68	PLA		1FBA	91F9	STA	(\$F9),Y	1FF8	91F9	STA	(\$F9),Y
1F80	A8	TAY		1FBC	8DF702	STA	\$02F7	1FFA	60	RTS	
1F82	A900	LDA	#00	1FBE	C8	INY		1FFC	A2A8	LDX	#A8
1F84	60	RTS		1FBF	EEF902	INC	\$02F9	1FFE	202020	JSR	\$2020
1F86	A900	LDA	#00	1FC0	D002	BNE	\$1FCB	2000	202020	JSR	\$2020
1F88	8DFA02	STA	\$02FA	1FC2	E6FA	INC	\$FA	2002	202020	JSR	\$2020
1F8A	A9D3	LDA	#D3	1FC4	20F41F	JSR	\$1FF4	2004	202020	JSR	\$2020
1F8C	85FA	STA	\$FA	1FC6	68	PLA		2006	202020	JSR	\$2020
1F8E	AD0002	LDA	\$0200	1FC8	A8	TAY		2008	202020	JSR	\$2020
1F90	8DF902	STA	\$02F9	1FCA	ADF702	LDA	\$02F7	200A	202020	JSR	\$2020
1F92	D0E6	BNE	\$1F7E	1FCB	4C99A3	JMP	\$A399	200C	202020	JSR	\$2020
1F94	A900	LDA	#00	1FCC	48	PHA		200E	202020	JSR	\$2020
1F96	8DFA02	STA	\$02FA	1FCE	AD0002	LDA	\$0200	2010	202020	JSR	\$2020
1F98	85F9	STA	\$F9	1FD0	8DF602	CMP	\$02F6	2012	202020	JSR	\$2020
				1FD2				2014	202020	JSR	\$2020
				1FD4				2016	202020	JSR	\$2020
				1FD6				2018	202020	JSR	\$2020
				1FD8				201A	202020	JSR	\$2020
				1FDA				201C	202020	JSR	\$2020
								201E	202020	JSR	\$2020

their true values, all the variables etc. may be recalled as normal.

Below I have written a list of Zero Page addresses (which I believe to be correct) and which should help in understanding how the program works, and may prove useful to other UK101 users.

Addresses	Usage
01, 02	Contains address to which program jumps after RESET W.
0E	Contains length of input buffer (max. 71 bytes).
13-59	Input buffer, which is terminated by 00.
79, 7A	Text Start Pointer (TSP).
7B, 7C	Text End Pointer (TEP).
7D, 7E	Variable Store End Pointer (VEP).
7F, 80	Array Store End Pointer (AEP).
81-84	Pointers used for String Storage (SPs).
85, 86	Contains address of start of protected memory (or end of memory).
88	Flag which is set to FF, when in command mode.
8B, 8C	Program pointer which indicates current position in program.

```

10 DATA 44,3,2,16,25,169,253,141,0,223,169
20 DATA 16,44,0,223,240,10,173,0,240,74
30 DATA 144,238,173,1,240,96,238,3,2,32,0
40 DATA 253,72,138,72,44,44,2,16,70,165
50 DATA 127,205,38,2,240,48,48,21,238,38,2
60 DATA 238,36,2,208,3,238,37,2,238,34,2
70 DATA 208,3,238,35,2,208,228,206,38,2
80 DATA 206,36,2,201,255,208,3,206,37,2
90 DATA 206,34,2,201,255,208,3,206,35,2
100 DATA 208,203,162,4,189,39,2,149,128,189
110 DATA 33,2,149,122,202,208,243,169,0,141
120 DATA 44,2,104,170,104,201,13,240,1,96
130 DATA 72,138,72,186,189,8,1,201,169,240
140 DATA 6,165,19,201,58,48,4,104,170,104
150 DATA 96,201,49,48,248,169,255,141,44,2
160 DATA 162,10,181,122,157,33,2,202,208,248
170 DATA 165,127,133,123,165,128,133,124,208
180 DATA 223,169,45,141,24,2,169,2,141,44,2
190 DATA 141,25,2,96
500 FOR I = 557 TO 744
510 READ X
520 POKE I,X
530 NEXT
540 POKE11,219 : POKE12,2 : X=USR(X)
550 NEW

```

The BASIC portion of the program POKES the machine code program (DATA statements) into the memory space between 0222H and 022E8H, and then executes the machine code, finally erases the BASIC.

VIDEO PINPOINT

Here is a short program for the 101 which allows character slot location on the display, in relation to its video RAM address. It was submitted by T. Wilson of Sittingbourne, Kent, and produces an arrow on the screen which can be moved around like so:

```

Key 1 UP
Key 2 DOWN
Key 3 LEFT
Key 4 RIGHT

```

The corresponding RAM address of the arrow's position appears at the top right of the screen. Very useful for setting up animated graphics! The program itself, if examined, gives a good insight into the POKING of graphic characters around a memory mapped video screen. The Video RAM is located at 53248-54271 decimal on the UK101.

```

10 FORR=1TO16:?:NEXT
15 POKE54221,32
20 S=53795:PL=16
25 GOSUB50
30 S=S+D:D=0
35 POKES,PL:IFS<>T THENPOKET,32
40 GOSUB100
45 GOTO25
50 REM * KEYBOARD *
55 POKE530,1:POKE57088,127
60 P=PEEK(57088):POKE530,0
65 T=S
70 IFP=127THENPL=16:D=-64
75 IFP=191THENPL=20:D=+64
80 IFP=223THENPL=22:D=-1
90 IFP=239THENPL=18:D=+1
93 IFS+D>54271 OR S+D<53248
    THEND=0
95 RETURN
100 REM * DISPLAY *
105 ES=STR$(S)+""
110 N=0
115 L=LEN(ES)
120 FORR=53357TO53356+L
125 N=N+1:POKER,ASC(MID$(ES,N,1))
130 NEXT
140 RETURN

```

We added line 93 to confine the arrow to within the video RAM limits.

ALL'S WELL . . .

Sir,—Some time ago I wrote to you regarding a problem I had with my CompuKIT UK101. My machine's "Rubout" operated by leaving a trail of arrows, and I wanted to update it so that the cursor erased characters on screen. I had not had much luck so I wrote to you for advice.

I am pleased to say that due to the helpfulness of a young lady at Comp Components my machine is now updated. After a lot of ROMs being passed between me and Comp Components the correct combination was reached to make Rub-Out erase characters on screen. I in fact had to change BASICS 1 and 4, and Monitor ROMs.

I hope this may be of use to other readers trying to update their machines.

S. A. Smith
Kingston upon Thames.

RANDOMISING ROUTINE

The following information has been submitted by David Swash of Southampton.

After RESET, the RND(X) function always starts at the same point in the pseudo-random series; an undesirable characteristic, particularly in games programs.

The following is a simple randomising routine which may be included in any program, after the instructions (if any).

```

900 ?"TO START—PRESS 'C'"
910 POKE 530,1
920 POKE 57088,251
930 ZZ=RND(7)
940 IF PEEK(57088)=191 THEN 960
950 GOTO 920
960 ?
970 POKE 530,0

```

The distribution of numbers within the 1861 number series is not even, as the following table shows. This may be significant when making decisions based on the probability of a random number being within a certain range.

Range from	Nos. in range
0	162
0-1	188
0-2	203
0-3	202
0-4	188
0-5	180
0-6	170
0-7	189
0-8	184
0-9	195

} 1861

Initially, after RESET, the random number generator produces 2800 different numbers and then repeats the last 1861 of these. The distribution within the first 2800 is still uneven, however, being as follows:

235	292	311	277	288	289	254	283	281	290
1403					1397				
2800									

Here are three miscellaneous tips thrown in for good measure:

(a) If RETURN is pressed in reply to an INPUT statement (i.e. no data) then, as described in the manual, the program is aborted. However, it can be restarted by using CONT, which results in a repeat of the INPUT request.

(b) Quotes can be omitted from character strings in DATA statements (but not in assignments).

(c) There is an additional BASIC error code: B√—Attempt to reference an array beyond its dimensioned bounds.

PATENTS REVIEW...

Copies of Patents can be obtained from:

the Patent Office Sales, St. Mary Cray, Orpington, Kent. Price 95p each.

REMOTE CONTROL

Airfix Products have a new British patent application (2 026 747), filed in July 1978 under the new laws, which sets out to improve the remote control of DC motors, especially those used in model railways. In the simplest model railway control systems only a single locomotive can be run independently on a particular length of track at any one time. Digital control systems have been proposed which give independent control of more than one train on the same length of track. But according to Airfix there have been problems over interaction between different locomotives, largely due to the electrical interference generated by the brushes and commutators used in DC motors. Airfix point out that if high frequency control waveform bursts are superimposed on a 50Hz wave, the motor

will respond more reliably. The lengthy patent explains practical ways of putting this theory into practice.

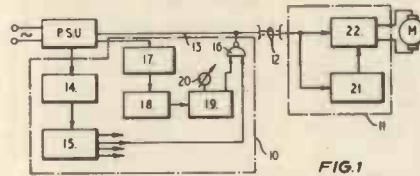


Figure 1 shows a system which permits control of both the direction of rotation and power (hence speed) of a DC motor. Power Supply Unit provides 20 volt AC on line 13 and also DC to master oscillator 14. This oscillator feeds a fixed frequency output signal to digital divider 15 which provides different frequency outputs for different control channels. Only one of four outputs is shown, selected and fed to NAND gate 16 for one of four channels. PSU also supplies low voltage AC to waveform shaper 17 which outputs a 50Hz square wave operating between logic levels zero and one. Phase switch 18 allows either logic zero or logic one to be switched

onto positive half cycles of the waveform on line 13. Monostable 19, with time constant and pulse width variable at 20, outputs also to NAND gate 16.

At the receiver, a detector 21 is tuned to the frequency of the selected channel of divider 15 and so provides an output to solid state switch 22 whenever it detects its preset frequency, i.e. whenever a signal is routed onto line 13 through gate 16. Switch 22 then feeds power to motor M, which is driven by a positive or negative half cycle of the waveform supplied along line 13 from the PSU.

Monostable 20 has a maximum pulse width of one half cycle of the 50Hz waveform and is variable within this limit by control 20. Because the selected frequency is present only during the positive or negative half cycle (depending on the setting of phase switch 18) current is supplied to the motor in one sense only and the power produced depends on the duration of the selected frequency on each half cycle. Extensive details are given in the patent of a full 16 channel control system operating on this basic principle.

SHORT PROTECTION

The Rank Organisation, naming Winfried Kummel as inventor, has filed a new British patent application (2 026 274) for a simple but interesting approach to the protection of amplifiers against output short circuits, for instance in their loudspeaker load. High powered amplifiers are now common, with power ratings of 500 watts and even above available. Any short circuit of the output either causes the transistors to self destruct or oscillate in the HF region and damage the loudspeaker tweeters. Protection circuitry suitable for low powered amplifiers often cannot act fast enough for such high power ratings.

The new invention is based on the well-known facts that (a) an electromagnetic field is formed around any conductor which carries an electric current and (b) if a second conductor is laid alongside the first, a proportional current is induced in it. Rank suggest that this induction can be used to operate a safety circuit. Although the system is primarily intended to protect audio amplifiers against loudspeaker short circuits, the theory is clearly applicable in a wide range of generator-load situations. But whether the idea will be adjudged new

and patentable by the British Patent Office is an open question.

In its simplest form the protection circuit (Fig. 1) relies on a passive conductor 13 closely parallel to a conductor 11 which carries power from amplifier 10 to loudspeaker load 12. When sensor 14 detects current above a threshold value in the line 13, a risk situation is signalled. The conductors 11 and 13 can be either conventional flex or the conductor and braiding of a screened cable.

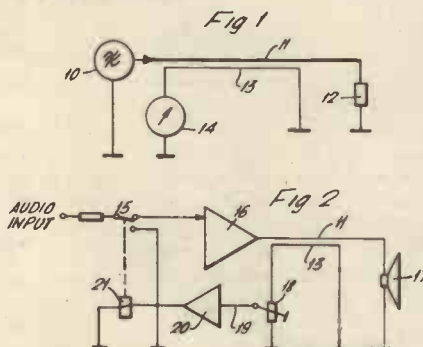
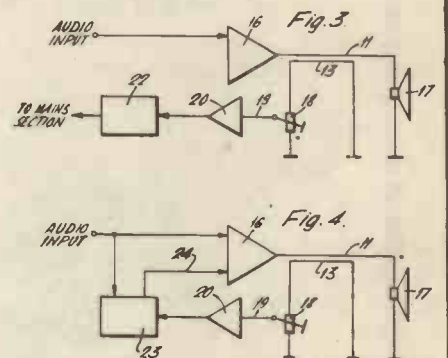



Figure 2 shows a simple device 18 for setting the threshold and an op amp 20 for operating relay 21 when the current in line

13 passes the pre-selected value. As relay 21 changes state its contacts 15 disconnect, and so protect amplifier 16. Alternatively (Figure 3) the op amp can control Schmitt trigger 22 which cuts off the mains supply to the amplifier 16.



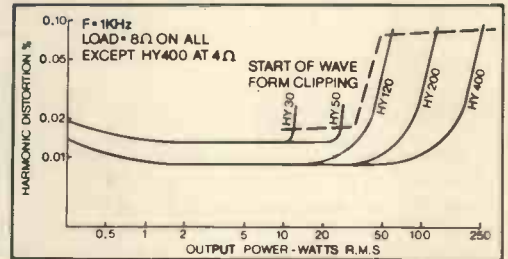
An extension of the idea (Figure 4) feeds the op amp signal to a comparator 23 which also receives a part of the input signal being fed to amplifier 16. The comparator produces a correction signal on line 24 which varies the output of the amplifier 16 either to protect the loudspeaker 17 or, in feedback fashion, to minimise distortion.

Simply ahead...



POWER AMPLIFIERS

ILP Power Amplifiers are encapsulated within heatsinks designed to meet total heat dissipation needs. They are rugged and made to last a lifetime. Advanced circuitry ensures their suitability for use with the finest loudspeakers, pickups, tuners, etc. using digital or analogue sound sources.



ILP PRE-AMPS ARE
COMPATIBLE WITH ALL
ILP POWER AMPS AND PSUs

Model	Output Power R.M.S.	Distortion Typical at 1KHz	Minimum Signal/Noise Ratio	Power Supply Voltage	Size in mm	Weight in gms	Price + V.A.T.
HY30	15 W into 8 Ω	0.02%	100 dB	-20 -0 +20	105x50x25	155	£6.34 + 95p
HY50	30 W into 8 Ω	0.02%	100 dB	-25 -0 +25	105x50x25	155	£7.24 + £1.09
HY120	60 W into 8 Ω	0.01%	100 dB	-35 -0 +35	114x50x85	575	£15.20 + £2.28
HY200	120 W into 8 Ω	0.01%	100 dB	-45 -0 +45	114x50x85	575	£18.44 + £2.77
HY400	240 W into 4 Ω	0.01%	100 dB	-45 -0 +45	114x100x85	1.15Kg	£27.68 + £4.15

Load impedance - all models 4 Ω - ∞
Input sensitivity - all models 500 mV
Input impedance - all models 100K Ω
Frequency response - all models 10Hz - 45 KHz - 3dB

POWER SUPPLY UNITS



ILP Power Supply Units with transformers made in our own factory are designed specifically for use with ILP power amplifiers and are in two basic forms - one with circuit panel mounted on conventionally styled laminated transformer, for smaller PSU's - in the other, for larger PSU's, ILP toroidal transformers are used which are half the size and weight of laminated equivalents, are more efficient and have greatly reduced radiation.

PSU 30 $\pm 15V$ at 100mA to drive up to 12 x HY6 or 6 x HY6-6 £4.50 + £0.68 VAT

THE FOLLOWING WILL ALSO DRIVE ILP PRE-AMPS

PSU 36 for 1 or 2 HY30's £8.10 + £1.22 VAT

PSU 50 for 1 or 2 HY50's £8.10 + £1.22 VAT

PSU 60 with toroidal transformer for 1 HY 120 £9.75 + £1.46 VAT

PSU 70 with toroidal transformer for 1 or 2 HY 120's £13.61 + £2.04 VAT

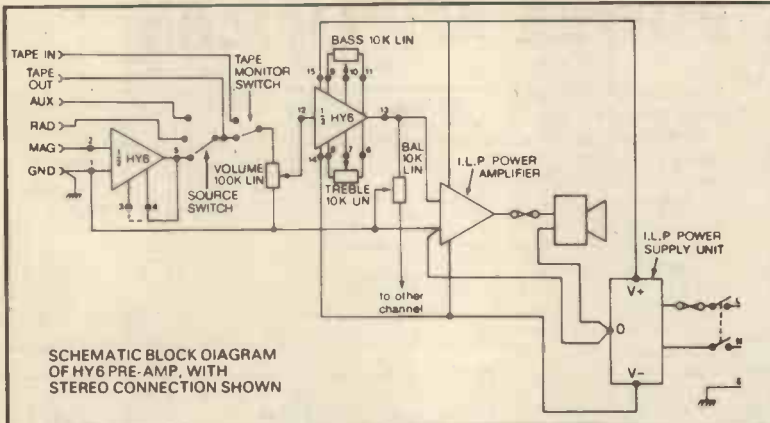
PSU 90 with toroidal transformer for 1 HY200 £13.61 + £2.04 VAT

PSU 180 with toroidal transformer for 1 HY400 or 2 x HY200 £23.02 + £3.45 VAT



AVAILABLE ALSO FROM WATFORD ELECTRONICS, MARSHALLS AND CERTAIN OTHER SELECTED STOCKISTS.

this time with two new pre - amps



HY6 mono HY6-6 stereo

When ILP add a new design to their audio-module range, there have to be very special reasons for doing so. You expect even better results. We have achieved this with two new pre-amplifiers - HY6 for mono operation, HY6-6 for stereo. We have simplified connections, and improved performance figures all round. Our new pre-amps are short-circuit and polarity protected; mounting boards are available to simplify construction.

Sizes - HY6 - 45 x 20 x 40 mm HY6-6 90 x 20 x 40 mm. Active Tone Control circuits provide ± 12 dB cut and boost. Inputs Sensitivity - Mag. PU - 3mV: Mic - selectable 1-12mV. All others 100mV: Tape O/P - 100mV: Main O/P - 500mV: Frequency response - D.C. to 100kHz - 3dB.



HY6 mono

£5.60

+ VAT 84p

HY6-6 stereo

£10.60

+ VAT £1.59

Connectors included

B6 Mounting Board

78p + 12p VAT

B6-6 Mounting Board

99p + 15p VAT

- LOW DISTORTION - Typically 0.005%
- S/N RATIO - Typically 90 dB (Mag. P.U. - 68 dB).
- HIGH OVERLOAD FACTOR - 38 dB on Mag. P.U.
- LATEST DESIGN HIGH QUALITY CONNECTORS.
- REQUIRE ONLY POTS, SWITCHES, PLUGS AND SOCKETS.
- COMPATIBLE WITH ALL ILP POWER AMPS AND PSUs.
- NEEDS ONLY UNREGULATED POWER SUPPLY $\pm 15V$ to $\pm 50V$.

NO QUIBBLE
5 YEAR GUARANTEE
7-DAY DESPATCH ON ALL ORDERS
BRITISH DESIGN AND MANUFACTURE
FREEPOST SERVICE
- see below

* ALL U.K. ORDERS DESPATCHED POST PAID HOW TO ORDER, USING FREEPOST SYSTEM

Simply fill in order coupon with payment or credit card instructions. Post to address as below but do not stamp envelope - we pay postage on all letters sent to us by readers of this journal.



FREEPOST Graham Bell House, Roper Close,
Canterbury, Kent CT2 7EP.
Telephone (0227) 54778 Telex 965780

Please supply

..... Total purchase price £.....

enclose Cheque Postal Orders International Money Order

Please debit my Access/Barclaycard Account No.....

NAME

ADDRESS

Signature

TRANSFORMERS + VAT 15%

30 VOLT RANGE
Pri 220/240 Voltages available 3, 4, 5, 6, 8, 9, 10, 12, 15, 18, 20, 24, 30V or 12V-0-12V or 15V-0-15V.

Ref	Amps	Price	P & P
112	0.5	2.90	0.90
79	1.0	3.93	1.10
3	2.0	6.35	1.10
20	3.0	8.82	1.31
21	4.0	8.79	1.31
51	5.0	10.88	1.52
117	6.0	12.29	1.67
88	8.0	16.45	1.89
89	10.0	18.89	1.89
90	12.0	21.09	2.24
91	15.0	24.18	2.39
92	20.0	32.40	2.9A

50 VOLT RANGE
Pri 220/240V Voltages available 5, 7, 8, 10, 13, 15, 17, 20, 33, 40 or 20V-0-20V or 25V-0-25V.

Ref	Amps	Price	P & P
102	0.5	3.75	0.90
103	1.0	4.57	1.10
104	2.0	7.88	1.31
105	3.0	9.42	1.31
106	4.0	12.82	1.52
107	6.0	16.37	1.89
118	8.0	22.29	2.39
119	10.0	27.48	O.A.
109	12.0	32.88	O.A.

MAINS ISOLATORS (SCREENED)
PM 120/240 Sec 120/240V CT

Ref	VA	Price	P & P
*07	20	4.84	0.91
149	60	7.37	1.10
150	100	8.38	1.31
151	200	12.28	1.31
152	250	14.61	1.73
153	350	18.07	2.12
154	500	22.52	2.47
155	750	32.03	O.A.
156	1000	40.92	O.A.
157	1500	56.92	O.A.
158	2000	67.99	O.A.
159	3000	96.33	O.A.

*Pri 0-220-240V Sec 115 or 240V. State sec. volts required.

CASED AUTO TRANSFORMERS
240V cable in 115V USA flat pin outlet.

VA	Price	P & P	Ref
20	8.55	1.03	56W
75	8.50	1.31	64W
150	11.00	1.31	4W
250	12.55	1.67	69W
500	20.13	1.89	67W
1000	30.67	2.65	84W
2000	46.97	O.A.	95W

CONTINUOUS RATINGS

All voltages given are at full load

60 VOLT RANGE
Pri 220/240V Voltages available 6, 8, 10, 12, 16, 18, 20, 24, 30, 36, 40, 48, 60 or 24-0-24V or 30V-0-30V.

Ref	Amps	Price	P & P
124	0.5	4.27	1.10
126	1.0	6.50	1.10
127	2.0	8.36	1.31
125	3.0	12.10	1.31
123	4.0	13.77	2.12
40	5.0	17.42	1.89
120	6.0	19.87	2.12
121	8.0	27.92	O.A.
122	10.0	32.51	O.A.
189	12.0	37.47	O.A.

TRANSFORMERS END OF LINE OFFERS

30-Isolator 240V/240V 200VA £4.54 £1.04
M616 - 240V: Screen 1) 13-0-13 1A 2) 12V 150ma £1.50 60p

M489 - 240V: 1400V e 150ma 6.3V e 4A £5.50 £1.04

M708 - 6K to 3KΩ matching transformer 5W 90p 40p

M679 - 120V x 2: 36V 1-6A £3.00 78p

M865 - 100V Line to 4Ω 10 watts £1.90 60p

M973 - 100V Line to 8Ω 40 watts £2.90 60p

M1020 - 0-240V 12-0-12V e 50ma 75p 41p

M1126 - 120/240V: 9-0-9V e 1A £1.79 /1p

M1165 - 0-115-240V: 14V 50ma 75p 30p

NEW-ADCOLA professional soldering irons to 853456
K1000 - 12 watt long life bit £6.47 + p&p 60p + VAT
K2000 - 14 watt stainless steel shim £5.72 + p&p 60p + VAT

Antex Soldering Irons 15W, 25W £4.58
Safety Solder £1.75 P & P 52p each

Metal Oxide Resistors 1/2W 5% TR4 (Electrosil)
390Ω/470Ω/510Ω/560Ω/820Ω/1K/1K1/1K2
1K6/1K8/2K/2K4/3K/16K/20K/22K/24K/47K/82K/
100K/110K/120K/130K/180K/220K/270K/300K
£1.50/100 30p P.&P. +VAT in 100s only.

12 OR 24V OR 12-0-12V

Pri 220-240 volts
Amps

Ref	12V	24V	Price	P&P
111	0.5	0-25	2.42	0.52
213	1-0	0-5	2.90	0.52
71	2	1	3.86	0.90
18	4	2	4.46	1.10
85	5	2.5	6.16	1.10
70	6	3	6.99	1.10
108	8	4	9.16	1.31
72	10	5	8.93	1.31
116	12	6	9.89	1.52
17	16	8	11.79	1.52
115	20	10	16.38	2.39
187	30	15	19.72	2.39
226	60	30	40.41	O.A.

AUTO TRANSFORMERS

Voltage for step up or step down

Ref	VA	(Watts)	£	P&P
113	15	0-115-210-240	2.73	0.81
34	75	0-115-210-240	4.41	1.10
4	150	0-115-200-220-240	5.70	1.10
67	500	0-115-200-220-240	12.09	1.91
84	1000	0-115-200-220-240	20.64	2.39
93	1500	0-115-200-220-240	26.81	0.A.
95	2000	0-115-200-220-240	38.31	0.A.
73	3000	0-115-200-220-240	85.13	0.A.
80S	4000	0-10-115-200-220-240	94.55	0.A.
97S	5000	0-10-115-200-220-240	98.46	0.A.

CONNECTORS

Thorn, Cannon, Pliessey, Bendix, Greep, available on request.
W/W Resistors 2.5W, 6W, 10W, 12W, available on request.

P.W. Purbeck oscilloscope transformer 250-0-250V 6.9V:12-9V £8.42, P.&P. £1.04.

NEW RANGE TRANSFORMERS
2 windings - 0-36V-48V/36V-0-36V 48V-0-48V 72V or 96V.

Amps	Ref	Price	P.&P.
0.5	430	4.88	0.76
1.0	431	8.12	0.99
2.0	432	13.35	1.31
3.0	433	18.17	1.40
4.0	434	20.65	2.11
5.0	435	29.30	2.47
6.0	436	36.69	O.A.
8.0	437	40.03	O.A.

15V Range

O-C Tap (7.5V-0-7.5V)	Price	P.&P.
171 500mA	2.30	0.52
172 1A	3.28	0.92
173 2A	3.95	0.90
174 3A	4.13	0.99
175 4A	6.30	1.10

NEW - most new products now in stock.

MAINS ELIMINATOR

Fits into a 13A skt. 3v e 100ma or 6.9, 12v e 300ma £4.60 P&P 55p. VAT 15%.

SCREENED MINIATURES

Ref	mA	Volts	£	P & P
218	200	3-0-3	2.83	0.63
212	1A	0.6-0.8	3.14	0.90
13	100	9-0-9	2.35	0.44
235	330, 330	0-9-0-9	2.19	0.44
207	500, 500	0-8-9-0-8	3.05	0.85
208	1A	0-8-9-0-8-9	3.88	0.90
236	200, 200	0-15-0-15	2.19	0.44
214	300, 300	0-20-0-20	3.08	0.90
221	700DCI	20-12-0-12-20	3.75	0.90
206	1A	0-15-20-0-15-27	5.09	1.10
203	500, 500	0-15-27-0-15-20x24-39	1.10	
204	1A	0-15-27-0-15-27x28-64	1.10	
239	50	12-0-12	2.88	0.43
234	900	6	2.19	0.44

Barrie Electronics Ltd.

3, THE MINORITIES, LONDON EC3N 1BJ
TELEPHONE: 01-488 3316/7/8
NEAREST TUBE STATIONS: AIDGATE & LIVERPOOL ST

SECURITY SENTRY

We are pleased to offer the following kits for the Security Sentry Alarm System project outlined in this issue. The kits contain every item required to assemble and install a complete alarm system as described in the article. Detailed step-by-step assembly, installation, and testing instructions are furnished with kit SCA01.

SCA01 Security Sentry Alarm Control Centre. Includes: Silk screened and drilled case, drilled & tinned PCB, all PCB components, IC sockets, battery holder (less batteries), and mounting hardware. **£12.95**

CPP01 Caravan Protection Package. Includes: Siren, Seven pin socket, 20 Mtrs wire, wire staples, magnet & switch, and all necessary hardware. **£14.45**

CS02 Siren Kit. (Use with SCA01 in domestic applications). Includes: Siren, 10 Mtrs wire, wire staples, and all necessary hardware. **£8.75**

PCB-SCA01 Printed Circuit Board Only. **£1.25**

SPECIAL COMPLETE SYSTEM OFFERS

SCA01+CPP01 Complete Caravan Alarm System **£26.70**

SCA01+CS02 Domestic Alarm System (requires wire & sensors for the alarm loop) **£20.90**

All prices quoted above are valid for six months. All prices include packing, postage and VAT. Terms: CWO, Access & Barclaycard orders welcome.

We also market a comprehensive vehicle alarm system kit, write for details.

COMPU-TECH SYSTEMS

Laundry Loke Industrial Estate,
North Walsham, Norfolk

JAYkit

Standard Parts



DM-2



DIGITAL MULTIMETER

★ DC Volts 1mV to 1000V
AC Volts 1V to 500V
DC Current 0.1mA to 0.2A
Resistance 1Ω to 20MΩ

- ★ 3½ digit LCD
- ★ Auto Low Battery indication
- ★ Auto Polarity & Zero
- ★ 1% accuracy (DC volts)
- ★ Designed around Intersil 7106 IC
- ★ Total cost around £30 (incl. case)

FG-1a



FUNCTION GENERATOR

- ★ 30mV to 10V pk-pk
- ★ 1Hz to 100kHz
- ★ DC coupled
- ★ Sine, Square & Triangle
- ★ Separate TTL output
- ★ Designed around Intersil 8038 IC
- ★ Total cost around £30 (incl. case)

Provided in a JAYkit is a Printed Circuit Board, a punched and lettered Front Panel overlay, a Circuit Diagram and Instruction Sheet and a comprehensive and up to date Component List showing suppliers and current prices. Difficult to obtain pieces of hardware are supplied with the kit.

Jayen Developments, 21 Gladstone, Bar Hill, Cambridge CB3 8DY

To: JAYEN Developments
21 Gladstone, Bar Hill,
Cambridge CB3 8DY

Name _____

Please send:

- DM-2 @ £5.45
 - FG-1a @ £4.95
- (Incl. VAT and P&P)

Address _____

Money to be refunded if the kit is returned within 10 days.

JAYkits

1
GENTS QUARTZ LCD. 5-function. Hours, minutes, secs, month, date, backlight.
ONLY £4.95


2
GENTS QUARTZ LCD. SAME AS 1 - Alternative style.
ONLY £4.95

3
QUARTZ LCD Slim Chronograph. 11-function. Hours, mins, secs, 6 digit-month, date, day of week, 1/100 sec stopwatch, split and lap modes, backlight.
ONLY £7.95

4
QUARTZ LCD ALARM. 6 digit, hours, mins, secs, day, date. 24-hour alarm with on/off indicator.
ONLY £8.95

5
QUARTZ LCD Alarm/Chronograph. 22 functions. Hours, mins, secs, day, date, month, 1/10 sec stopwatch, split and lap modes, 12 and 24 hour modes, 24 hour alarm.
ONLY £14.95

We don't believe you can find better value combined with quality, than these - our special introductory prices. Compare the savings we offer and order now.



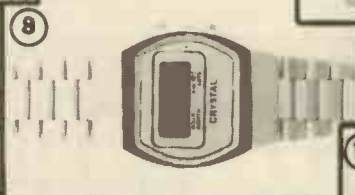
6
QUARTZ LCD Musical Multi-Alarm/Chronograph. 6-digit. Hours, mins, secs, day, date, 1/100 second stopwatch, split and lap modes, 24 hour alarm, countdown timer/alarm, dual time zone.
ONLY £14.95

14
CREDIT CARD CALCULATOR. Very slim with standard 4 functions plus memory, percentage and square root. Complete with a mock leather wallet with credit card pocket.
ONLY £6.95




7
QUARTZ LCD Memory Bank/Alarm. Normal time, alarm and snooze alarm functions with a complete month's calendar displayed at the press of a button.
ONLY £16.95

13
BELTIME 29F. Alarm/Chrono. Advanced and accurate. This watch has 8 time functions, 4 alarm functions and 17 chronograph functions. Complete with backlight and stainless steel bracelet.
ONLY £19.95




8
LADIES QUARTZ LCD. 5-function as Gents No. 1. Available with black or white face.
ONLY £5.95

12
GENTS ANALOGUE QUARTZ. Conventional display, accuracy normally associated with digital watches. Automatic calendar, elegant and robust.
ONLY £19.95



9
LADIES QUARTZ LCD. SAME FUNCTIONS AS 8. - Alternative style. Available with black or white face.
ONLY £5.95

11
LADIES QUARTZ LCD SAME AS 10. Alternative "Round" shape. Available in gold or silver colour.
ONLY £8.95



All watches have fully adjustable, matching stainless steel straps, and demonstration battery fitted (this battery is not guaranteed). Please add 60p for each spare battery required.

10
LADIES QUARTZ LCD. 5 functions. Dress Style. Functions same as 1. Available in gold or silver colour.
ONLY £8.95

14
CREDIT CARD CALCULATOR. Very slim with standard 4 functions plus memory, percentage and square root. Complete with a mock leather wallet with credit card pocket.
ONLY £6.95



All products carry a Full 7-Day Money-Back Reassurance, plus 12-Month Guarantee. Prices include VAT.

Send stamped addressed envelope for Colour Brochure of 120 other bargains.

WHEELMOOR LTD
78 CASTLE STREET, MELBOURNE, DERBY, DE7 1DY

Please send me items..... (list numbers)
 I enclose cheques/P.O.s for £.....
 NAME.....
 ADDRESS.....

Please add 35p P/P per item

PE2

Britain's first com puter kit.

The Sinclair ZX80.

£79.95 Price breakdown
ZX80 and manual: £69.52
VAT: £10.43
Post and packing FREE

Please note: many kit makers quote VAT-exclusive prices.

You've seen the reviews... you've heard the excitement... now make the kit!

This is the ZX80. 'Personal Computer World' gave it 5 stars for 'excellent value.' Benchmark tests say it's faster than all previous personal computers. And the response from kit enthusiasts has been tremendous.

To help you appreciate its value, the price is shown above with and without VAT. This is so you can compare the ZX80 with competitive kits that don't appear with inclusive prices.

'Excellent value' indeed!

For just £79.95 (including VAT and p&p) you get everything you need to build a personal computer at home... PCB, with IC sockets for all ICs; case; leads for direct connection to a cassette recorder and television (black and white or colour); everything!

Yet the ZX80 really is a complete, powerful, full-facility computer, matching or surpassing other personal computers at several times the price.

The ZX80 is programmed in BASIC, and you can use it to do quite literally anything from playing chess to managing a business.

The ZX80 is pleasantly straightforward to assemble, using a fine-tipped soldering iron. It immediately proves what a good job you've done: connect it to your TV... link it to an appropriate power source*... and you're ready to go.

Your ZX80 kit contains...

- Printed circuit board, with IC sockets for all ICs.
- Complete components set, including all ICs - all manufactured by selected world-leading suppliers.
- New rugged Sinclair keyboard, touch-sensitive, wipe-clean.
- Ready-moulded case.
- Leads and plugs for connection to domestic TV and cassette recorder. (Programs can be SAVED and LOADED on to a portable cassette recorder.)
- FREE course in BASIC programming and user manual.

Optional extras

- Mains adaptor of 600 mA at 9 V DC nominal unregulated (available separately - see coupon).
- Additional memory expansion boards allowing up to 16K bytes RAM. (Extra RAM chips also available - see coupon).

*Use a 600 mA at 9 V DC nominal unregulated mains adaptor. Available from Sinclair if desired (see coupon).

The unique and valuable components of the Sinclair ZX80.

The Sinclair ZX80 is not just another personal computer. Quite apart from its exceptionally low price, the ZX80 has two uniquely advanced components: the Sinclair BASIC interpreter; and the Sinclair teach-yourself BASIC manual.

The unique Sinclair BASIC interpreter offers remarkable programming advantages:

- Unique 'one-touch' key word entry: the ZX80 eliminates a great deal of tiresome typing. Key words (RUN, PRINT, LIST, etc.) have their own single-key entry.
- Unique syntax check. Only lines with correct syntax are accepted into programs. A cursor identifies errors immediately. This prevents entry of long and complicated programs with faults only discovered when you try to run them.
- Excellent string-handling capability - takes up to 26 string variables of any length. All strings can undergo all relational tests (e.g. comparison). The ZX80 also has string input to request a line of text when necessary. Strings do not need to be dimensioned.
- Up to 26 single dimension arrays.
- FOR/NEXT loops nested up to 26.
- Variable names of any length.
- BASIC language also handles full Boolean arithmetic, conditional expressions, etc.
- Exceptionally powerful edit facilities, allows modification of existing program lines.
- Randomise function, useful for games and secret codes, as well as more serious applications.
- Timer under program control.
- PEEK and POKE enable entry of machine code instructions, USR causes jump to a user's machine language sub-routine.
- High-resolution graphics with 22 standard graphic symbols.
- All characters printable in reverse under program control.
- Lines of unlimited length.


Fewer chips, compact design, volume production - more power per pound!

The ZX80 owes its remarkable low price to its remarkable design: the whole system is packed on to fewer, newer, more powerful and advanced LSI chips. A single SUPER ROM, for instance, contains the BASIC interpreter, the character set, operating system, and monitor. And the ZX80's 1K byte RAM is roughly equivalent to 4K bytes in a conventional computer - typically storing 100 lines of BASIC. (Key words occupy only a single byte.)



The display shows 32 characters by 24 lines.

And Benchmark tests show that the ZX80 is faster than all other personal computers.

No other personal computer offers this unique combination of high capability and low price.



plete



ZX80 software – now available!

See the advertisements in Personal Computer World (June) and Electronics Today International (July).

New dedicated software – developed independently of Science of Cambridge – reflects the enormous interest in the ZX80. More software available soon – from leading consultancies and software houses.

The Sinclair teach-yourself BASIC manual.

If the specifications of the Sinclair ZX80 mean little to you – don't worry. They're all explained in the specially-written 128-page book *free* with every kit! The book makes learning easy, exciting and enjoyable, and represents a complete course in BASIC programming – from first principles to complex programs. (Available separately – purchase price refunded if you buy a ZX80 later.) A hardware manual is also included with every kit.

The Sinclair ZX80. Kit: £79.95. Assembled: £99.95. Complete!

The ZX80 kit costs a mere £79.95. Can't wait to have a ZX80 up and running? No problem! It's also available, ready assembled, for only £99.95.

Demand for the ZX80 is very high: use the coupon to order today for the earliest possible delivery. All orders will be despatched in strict rotation. We'll acknowledge each order by return, and tell you exactly when your ZX80 will be delivered. If you choose not to wait, you can cancel your order immediately, and your money will be refunded at once. Again, of course, you may return your ZX80 as received within 14 days for a full refund. We want you to be satisfied beyond all doubt – and we have no doubt that you will be.

sinclair ZX80

Science of Cambridge Ltd

6 Kings Parade, Cambridge, Cambs., CB2 1SN.
Tel: 0223 311488.

ORDER FORM

To: Science of Cambridge Ltd, 6 Kings Parade, Cambridge, Cambs., CB2 1SN. Remember: all prices shown include VAT, postage and packing. No hidden extras. Please send me:

Quantity	Item	Item price £	Total £
	Sinclair ZX80 Personal Computer kit(s). Price includes ZX80 BASIC manual, excludes mains adaptor.	£79.95	
	Ready-assembled Sinclair ZX80 Personal Computer(s). Price includes ZX80 BASIC manual, excludes mains adaptor.	£99.95	
	Mains Adaptor(s) (600 mA at 9 V DC nominal unregulated).	8.95	
	Memory Expansion Board(s) (each one takes up to 3K bytes).	12.00	
	RAM Memory chips – standard 1K bytes capacity.	16.00	
	Sinclair ZX80 Manual(s) (manual free with every ZX80 kit or ready-made computer).	5.00	
		TOTAL	£

NB. Your Sinclair ZX80 may qualify as a business expense.

I enclose a cheque/postal order payable to Science of Cambridge Ltd for £ _____
Please print
Name: Mr/Mrs/Miss _____
Address _____

PE



Buying one of our PROJECT PACKS will save you the frustration of tracking down those evasive components that hold up the completion of your project. Our packs include Printed Circuit Board, all the components listed in the article together with sockets and solder. Cases, knobs etc can be supplied as extra items if required. Ask for more information . . . !

cars.80

- **Battery protection (80109).** Forgetting to turn off the headlights need no longer be a motorist's nightmare. This project is designed to monitor the battery voltage and switch off the lights automatically in all kinds of motor vehicles. **£5.15**
- **Transistor ignition (80084).** A system which combines the most significant advantages of other systems including the conventional system! **£20.45**
- **A dip-stick probe (80102).** There are all kinds of indicators and warning lights in modern cars, but an oil temperature indicator is rarely included. The easiest way to add this type of indicator to an existing car is to mount a temperature sensor in the dip-stick.
 - Project without dip-stick **£3.65**
 - Dip-stick with indicator (short) **£11.00**
 - Dip-stick with indicator (long) **£11.45**
- **Intelligent wiper delay (80086).** This wiper delay only needs to be told once what is required of it. It will then carry out your orders until you change them, which you can at any time, instantly. **£15.85**
- **Active car aerial (80018-1+2).** If there is one place to use a good aerial it is in a car. **£13.85**
- **Stop thief! (80097).** There are all sorts of systems for protecting cars, but this one is unusual: it is deception, rather than protection . . . **£4.20**
- **Battery voltage indicator (80101).** Only a few components are needed to obtain an optional indication of the battery condition: a single lamp that changes colour as the battery goes into the danger area. **£6.85**
- **Fuel consumption meter (80096).** This unit gives instant indication of your present fuel consumption in miles per gallon. Project without transducers! Ask for information and price of transducers. **£45.10**



HOW TO ORDER

Send a cheque or postal order to DorAm Electronics Ltd, Fitzroy House, Market Place, Swaffham, Norfolk PE37 7QH. All prices INCLUDE VAT, please add 40p for postage and packing. 24 Hour Answering Service available for ACCESS orders. Telephone: Swaffham (0760) 21627, Telex 817912 Doram G.

**a de boer
company**

ELECTROVALUE

COMPONENTS THAT COUNT



SIEMENS SEMI-CONDUCTOR CAPACITORS FERRITES	NASCOM MICRO COMPUTERS AND ANCILLARIES	VERO BOARDS CASES & KITS
ISKRA RESISTORS	RADIOHM POTENTIOMETERS	BREADBOARDS SOLDER TOOLS
	OPTO-ELECTRONICS	SWITCHES CATALOGUE 10

GOOD DISCOUNTS AND FREE POSTAGE ON U.K. ORDERS OVER £5.75 (inc. V.A.T.)
COMPUTER-CONTROLLED SERVICE AIDS PROMPT DELIVERY
128-PAGE CATALOGUE FREE FOR THE ASKING

ELECTROVALUE LTD., (PE8), 28 St. Jude's Road, Englefield Green, Egham, Surrey TW20 0HB. Phone: 33603 (London 87) STD 0784. Telex 264475.
NORTHERN BRANCH (Personal Shoppers Only): 680 Burnage Lane, Burnage, Manchester M19 1NA. Phone (061) 432 4945.

CONGRESS AMPLIFIER

We supply all the designer approved parts for this exceptional kit, including high quality printed circuit boards and transformer.

- Complete kit, excluding metalwork with 20% discount on parts. **£73.74**
 - All parts to assemble pre-amp i.e. R's, C's, PCB's, semicons, controls etc, but excluding transformer with 10% discount on parts. **£41.79**
 - All parts to build main amp board **£20.48**
 - Mains transformer **£12.82**
 - Smoothing caps & clips **£8.86**
 - Front Panel **£3.20**
 - Chassis (unpainted, pre-punched) **£13.40**
 - Front panel and chassis not subject to reduction but if ordered together with complete kit available at special price of **£11.50**
- This offer also applies to previous purchasers of complete kits.*

MAIL ORDER ONLY.

Prices include VAT and p&p

Please send A5 S.A.E. for full price details.

Terms: Cash with order. Cheques etc. should be made payable to:

CONGRESS ELECTRONICS PROJECT

Allow 14-21 days after sending order for delivery. Send order to:

WICCA SYSTEMS LTD,
24 HILLCREST PARADE, COULSDON, SURREY.
Tel. 01-668 5256

NEW ★★ Star Buys ★★ FROM CASIO

We predict that this stylish watch will be a best seller!

**CASIO
F.300**

**SPORTS
CHRONO**

**ONLY
£12.95**



Hours, minutes, seconds, am/pm, day and date. Automatic four year calendar, 1/100 second chronograph to 12 hours, measuring net, lap and first and second place times. Backlight, 2 year lithium battery. Water resistant, resin case with stainless steel trim. Mineral glass. A rugged, light weight watch and chronograph for the sportsman.

Something to sing about with twelve programmed melodies!

**CASIO
ML-90**

**MELODY
MAKER**

RRP £21.95

**ONLY
£19.95**



Clock, hourly chimes, calendar to 1999, Alarm 1- 7 different melodies changing daily, a fixed melody or buzzer. Alarm 2- a fixed melody or buzzer. Date memory 1- "Happy Birthday". Date memory 2- "Wedding March" or "Drinking Song". On December 24/25 plays "Jingle Bells". Calculator with 11-note keyboard, full access memory, square roots, %, 7/32 x 2 1/4 x 4 1/4 inches. Wallet. 1 year batteries.

You asked for a metal version of the best selling C-80. Here it is!

**CASIO
C-801**

**Watch
Calculator
Stopwatch
Dual time**

RRP £39.95

**ONLY
£34.95**



Finger touch keyboard. Hours, minutes, seconds, am/pm, and day. Day, date, month, calendar pre-programmed to 2001. Professional 24 hour stopwatch measuring net, lap and first and second place times to 1/100 second. Dual time (24 hour). 8 digit calculator. Backlight. Water resistant chrome plated case, with stainless steel bracelet.

C-80 black resin cased version £24.95.



**CASIO
110QS-37B**

As F-300 above but with chrome plated case and stainless steel bracelet.

RRP £19.95

ONLY £17.95

111QS-34B similar to above but without stopwatch function. **£14.95**
F-8C Resin cased version. **£8.95**

NEW SEIKOS

**SOLAR Alarm
Chrono DER 028**

Provisional specification "Silver Wave" 100m water resistant. O.K. for swimming, skiing etc. Comprehensive display, programmable weekly alarm, interval countdown alarm, hourly chimes. 1/100 sec stopwatch. 10 year rechargeable battery.

**ONLY
£69.95**



DFT-038 "Silver Wave" alarm chrono **£49.95**

OTHER NEW SEIKOS - SAE for details.

OVER 35 WATCHES TO CHOOSE FROM!


ILLUSTRATED CATALOGUE

Casio and Seiko products. Send 25p to: **TEMPUS** (Information and Service Centre), 19-21 Fitzroy Street, Cambridge CB1 1EH. (Refundable on purchase).

Casio's guarantee is only valid if goods are purchased from an authorised dealer, who WON'T advertise lower prices than ours. Nevertheless we promise to BEAT (sensible) lower prices IF the advertisers have stocks.

Send for our FREE LEAFLET "The whole truth about digital watches."

**OUR BEST SELLING
CALCULATOR**



FX-8100

1 YEAR BATTERIES
Hours, minutes, seconds, am/pm, day. Calendar pre-programmed to year 1999. 24-hour alarm. Alarm timer, interval timer, or 1/100 second stopwatch: net, lap, 1st and 2nd place. Fractions, %, cube roots. 5 levels parentheses, hyperbolics, standard deviations, co-ordinates, conversions.
X to Y, X to M.
1/2 x 2 1/4 x 5 1/4" (RRP £27.95)

ONLY £24.95

HUNDREDS SOLD!

OTHER CALCULATORS

LC-781 £8.95, MC-34 £11.95, HR-10 £29.95, With clock etc. CQ-82 £13.95, PW-81 £14.95, AQ-1500 £14.95, AQ-2200 £19.95, MQ-12 £19.95, ML-71 £22.95, ML-81 £22.95, ML-82 £19.95.

SCIENTIFICS, with clock. FX-7100 £24.95. Others: FX 81 £12.95, FX-100 £15.95, FX-330 £15.95, FX-510 £19.95, FX-3200 £21.95, FX-501P £54.95, FX-502P £74.95, FA-1 £19.95. **FREE Master Pack (£17.95) with FX-501P + FA-1 or FX-502P + FA-1.**

**EXECUTIVE ALARM
CHRONOGRAPHS**

Full month calendar, tone control, hourly chimes.



**79CS-51B
Stainless steel
(£44.95) £39.95**



**79QS-39B
Chrome plated
(£34.95) £29.95**

Hours, minutes, seconds, am/pm and date. Calendar display. Day, date, month and year. Monthly calendar from the year 1901 to 2099. 1/10 sec. stopwatch to 12hrs. Net, lap, 1st & 2nd, 24-hour alarm with 10 step tone control. Hourly chimes, backlight, lithium battery. 8.6mm thick. Mineral glass, water resistant.

81QS-35B ALARM CHRONOGRAPH

Now available from stock again.



Stainless steel, mineral glass. Water resistant. **5 YEAR BATTERY.** Hours, minutes, seconds, day: and day, date, month and year. 12 or 24 hour display, 24 hour alarm, hourly chimes. Stopwatch from 1/100 second to 7 hours: net, lap and 1st and 2nd place times.

**(£34.95) £29.95
81QS-35B**

Now available gold plated
81QGS-35B £34.95



Many other **CASIO** watches available from stock. Ladies models from **£12.95.**

RETURN OF POST SERVICE

Postal and telephone orders received before 4.00 p.m. will normally be despatched the same day by **FIRST CLASS POST.**

Send your order by **FREEPOST** (2nd class post - no stamp required). Please phone urgent orders or use first class mail.

PRICE includes VAT, P&P. Send your Company Order, Cheque or P.O. or phone your ACCESS or B'CARD number to:

TEMPUS

Tempus (Dept. PE)
**FREEPOST, 164-167 East Road
Cambridge CB1 1BR. Tel. 0223 312866**

CT4000 CLOCK/APPLIANCE TIMER KIT

The CT4000 has been designed to preset the state (on or off) of four outputs at four times per day for up to 7 days in advance, enabling the unit to control tape recorders, appliances, central heating, lights, etc. The times are set on a 0.1" high red LED display by means of a keyboard and the output states are displayed on four LEDs. Each output can switch up to 20mA at 9V. For mains loads use our Solid State Relay Kit (MK2). The kit includes a PCB, keyswitches, ICs, 4 digit LED display, transformer, plus all other components and a screen printed and drilled box which can also accommodate up to 4 Solid State Relay Kits. **£25.25**



Size: 10x12x4.5 cm
Colour: Black.

NEW!

O.V.M. THERMOMETER KIT

Based on the ICL7106. This kit contains a PCB, resistors, presets, capacitors, diodes, IC and 0.5" liquid crystal display. Components are also included to enable the basic DVM kit to be modified to a Digital Thermometer using a single diode as the sensor. Requires a 3mA 9V supply (PP3 battery). **£20.75**

MINI KITS

These Kits form useful subsystems which may be incorporated into larger designs or used alone. Kits include PCB, short instructions and all components.

MK1 TEMPERATURE CONTROLLER/THERMOSTAT
Uses LM3911 IC to sense temperature (80°C max), and triac to switch heater. **500W £3.20 1KW £3.50**

MK2 SOLID STATE RELAY
Ideal for switching motors, lights, heaters, etc. from logic. Opto-isolated with zero voltage switching. Supplied without triac. Select the required triac from our range. **£2.60**

MK3 BAR/DOT DISPLAY
Displays an analogue voltage on a linear 10-element LED display as a bar or single dot. Ideal for thermometers, level indicators etc. May be stacked to obtain 20 to 100 element displays. Requires 5-20V supply. **£4.75**

MK4 PROPORTIONAL TEMPERATURE CONTROLLER
Based on the TDA1024 Zero voltage switch, this kit may be wired to form a "burst fire" power controller or a "proportional temperature" controller enabling the temperature of an enclosure to be maintained to within 0.5°C. **1.5KW £5.25 3KW £5.55**

MK5 MAINS TIMER
Based on the ZN1034E Timer IC this kit will switch a mains load on (or off) for a preset time from 20 minutes to 35 hours. Longer or shorter periods may be realised by minor component changes. Maximum load 1KW **£4.50**

TOUCH CONTROL LIGHTING KITS

These KITS replace light switches and control up to 300 Watts of lighting. No wiring, fit plastic depth boxes, insulated touchplates. Easy to follow instructions.
TD300K TOUCHDIMMER. Single touchplate with alternate action. Brief touch switches lamp on and off, longer touch dims or brightens lamps. Neon lamp helps find the switch in the dark. **£1.50**
TDE/K Extension kit for TD300K for 2-way switching, etc. **£1.50**
TSD300K TOUCHSWITCH & DIMMER. Single touchplate, small knob controls brightness. **£5.30**
TSA300K TIME DELAY TOUCHSWITCH. Turns off after preset delay (2 secs. to 3½ mins.). **£4.30**
LD300K. Conventional light dimmer **£2.90**

INTEGRATED CIRCUITS

555 Timer	21p
741 Op. Amp.	19p
AY-5-1230/2 Clock/Timer	£2.80
AY-3-1270 Thermometer	£2.80
ICL7106 DVM (LCD drive)	£7.00
LM377 Dual 2W Amp.	£1.45
LM379S Dual 6W Amp.	£3.50
LM380 2W Audio Amp.	80p
LM382 Dual low noise Preamp	£1.00
LM386 250mW low voltage Amp.	75p
LM1830 Fluid Level Detector	£1.50
LM2907 F-V Converter (8 pin)	£1.40
LM2917 F-V Converter (14 pin)	£1.60
LM3909 LED Flasher/Oscillator	£1.20
LM3911 Thermometer	£1.20
LM3914 Dot/Bar Driver	£2.10
MM74C911 4 digit display controller	£6.50
MM74C915 7 segment-BCD converter	96p
MM74C926 4 digit counter with 7 seg. o/p	£4.50
S5668 Touch dimmer	£2.50
S263 Touchswitch 16-way	£4.85
SN76477 Complex Sound Generator	£2.52
TBA800 5W Audio Amp.	58p
TBA810AS 7W Audio Amp.	85p
TDA1024 Zero Voltage Switch	£1.20
TDA2020 20W Audio Amp.	£2.85
ZN1034E Timer	£1.80

All ICs supplied with data sheets.
Data Sheets only, 5p each device.

DO MAGAZINE REMOTE CONTROL PROJECTS MAKE YOU SEE INFRA RED?



How many times have you considered building a remote control project but were put off by the dozens of ICs, special coils, lenses and other hard to get components, not to mention the need for a well equipped lab. to set the unit up. T. K. ELECTRONICS have changed all that. Three ICs can build a sophisticated system that requires only a capacitor and resistor to set the clock frequency (which can drift by up to 20% without affecting performance). Control radios, hi-fi (including bass, treble and volume), lighting, toys, garage doors, etc. Still not convinced? then look at the prices!

LD271 IR Emitting Diode	38p
SFM205 Photodiode Detector	98p
SL480 IC Pulse Amplifier	£1.40
SL490 Keyboard Controlled Encoder/Transmitter	£2.40
ML922 10-channel Receiver & 3 Analogue Outputs	£4.20
ML926 16-channel Receiver (4 Momentary binary outputs)	£1.40
ML928 16-channel Receiver (4 latched binary outputs)	£1.40
Data sheets (per device)	5p

These ICs can also be used with ultrasonic and radio links, depending on range, cost and speed of operation. For more details, why not give us a ring - we will be pleased to advise you.

NEW KIT

If you do not require a sophisticated multi-channel remote control, we have developed a simple single-channel ON/OFF infra red transmitter and receiver. The transmitter unit comes complete with a hand held box and requires a PP3 (9V) battery. The receiver includes a triac capable of switching up to 500W at 240V a.c. and comprises a preamplifier, bistable latch and a mains power supply, making the unit completely self-contained. The small size of the receiver enables the unit to be "built into" all kinds of equipment from lamps to tape recorders. The minimum range is 20 feet. A suitable box for the receiver is available if required.

ONLY **£12.00**

TRIACS

400V Plastic Case (Texas)	
3A 49p 16A 90p	
8A 58p 20A 185p	
12A 85p 25A 190p	
6A with trigger 80p	
8A Isolated tab 65p	
Diac 18p	

ALL COMPONENTS ARE BRAND NEW AND TO SPECIFICATION ADD VAT AT CURRENT RATE TO ABOVE PRICES PLUS 40p P & P

MAIL ORDER - CALLERS WELCOME BY APPOINTMENT.

TK Electronics

(P.E.), 106 STUDLEY GRANGE ROAD,
LONDON W7 2LX. TEL. 01-5799794



OHIO SCIENTIFIC COMPUTERS

150 Hz UK Models.
Superboard 2 £159.95 + 15% VAT post free. Colourboard 2 (This is the new colour version of Superboard) £205 + 15% VAT.
Special offer - If bought with superboard or colourboard these items are at the reduced prices shown first. Also sold separately at the bracketed prices. Add 15% vat. Modulator and power supply kit £5.95 (£9.95), 4k extra RAM £19 (£24), Case £19 (£21), Cassette recorder £13 (£15).
SINCLAIR PRODUCTS
PFM200 £51.95, case £2.07, adaptor £4.20, connector kit £13.95, Microvision TV £89, mains adaptor £6.88, FDM35 £34.23, adaptor £4.20, case £2.07, DM350 £76.70, DM450 £102.17, DM235 £55.55. Accessories for all 3 models: rechargeable batteries £8, adaptor/charger £4.20, case £8.90, Enterprise prog calculator £19.95. New SC110 10 MHz oscilloscope £144.95.
COMPUTER GAMES
New sensory chess challenger £109. Chess challenger 7 £75, Star chess £62, Atari Videocomputer £129. Cartridges £14.85.
TV GAMES
AY-38600 chip £5.95, kit £4.26. Stunt cycle AY-38760 chip £13.71, kit £4.95. 10 game paddle 2 AY-38600 chip £10.25, kit £7.03. Racing car chip AY-38603 £13.63. Modified shoot kit £4.28. Colour generator kit £9.05.
MAINS TRANSFORMERS
6-0-6V 100mA 90p, 1½a £2.60 9-0-9V 75mA 80p, 1a £2.40, 2a £3.94, 12-0-12V 100mA 95p, 1a £2.90, 15-0-15V 1a £3.15.
JC12 AND JC20 AMPLIFIERS
Integrated circuit audio amplifier chips with data and printed circuits. JC12 6 watts £2.08, JC20 10Watts £3.54.
CONTINENTAL SPEC. PRODUCTS
EXP300 £6.61, EXP350 £3.62, EXP325 £1.84, EXP650 £4.14, EXP46 £2.64.
PRINTED CIRCUIT MATERIALS
PC etching kits - economy £2.42, standard £4.76. 40 sq ins pcb 45p, 1 lb FeCl1 £1.50.

etch resist pens - economy 50p, dalo 84p, drill bits 1/32" or 1mm 34p, etching dish 92p, laminate cutter £1.20.

BI-PAK AUDIO MODULES
AL30A £4.08, PA12 £8.38, PS12 £1.58, T538 £7.20, S450 £25.06, AL60 £5.06, PA100 £17.33, SPM80 £4.74, BMT80 £6.06, Stereo 30 £21.57, AL80 £7.71.

S-DECS AND T-DECS
S-Dec £3.79, T-Dec £4.59, u-DecA £4.89, u-DecB £7.16, 16 dl adaptor £2.31.

BATTERY ELIMINATORS
3-way types with switched output and 4-way multi-jack - 3/4/6v 100ma £2.67, 6/7/9v 300ma £2.84, 100ma radio types with press stud connectors 9v £3.57, 6v £3.57, 4½v £3.57, 9+9v £4.79, 6+6v £4.79, 4½+4½v £4.79. Fully stabilized model 3/6/7/9v 400ma £5.97, car converters 12v dc input, output 3/4/6/7/9/12v 800ma £2.66.

BATTERY ELIMINATOR KITS
100mA radio types with 9v press-stud connectors 4½v £1.49, 6v £1.49, 9v £1.49, 4½+4½v £1.92, 6+6v £1.92, 9+9v £1.92. Heavy duty 13 way types 4½/6/7/9/11/13/14/17/21/25/28/34/42v 1A £5.52, 2A £9.84. Car converter input 12v dc, output 6/7/9v 1A stabilised £1.35. Stabilised TTL computer supply 5V 2A £7.44, 5v 4A £12.60. Stabilised 8-way types 3/4/6/7/9/12/15/18v 100ma £2.60, 1A £6.50, 2A £9.84. Stabilised variable voltage models 2-18v 100mA £2.60, 1-30v 1A £6.75, 1-30v 2A £12.10.

COMPONENTS
1N4148 0.9p, 1N4002 2.9p, 741 8dl 18p, bc182, bc184, bc212, bc214, bc548 5.5p, tp31c, tp32c 36p, tp41c 40p, bd132 27p, fuses 20mmx5mm cartridge .15, .25, .5, 2, 3, 5A quickblow 2p, resistors 5% ¼W 12v 10R to 10M 1p, 0.8p for 50+ of one value polyester capacitors 160v .015, .068mf 2.6p, .1mf 4.0p, .01mf 3.0p, .022, .033mf 3.3p, .047mf 4.0p, .15, .33mf 4.9p, .47mf 6.0p, polystyrene capacitors £12.63v 10 to 1000p 3p, 1½ to 10n 4p, ceramic capacitors 50v E6 22p to 47n 2p, electrolytic capacitors 50v .5, 1, 2mf 5p, 25v .5, 10mf 5p, 16v 22, 33mf 5p, 47, 68mf 3.5p, 100mf 6p, 330, 470mf 9p, 750mf 10p, zeners 400mw E24 2v7 to 33v 7p, preset pots subminiature 0.1W horiz or vert 100 to 4M7 7p, red LEDs 9.7p, ic sockets 8 dl 8.7p, 14dl 10.1p, 16dl 12p.

SWANLEY ELECTRONICS

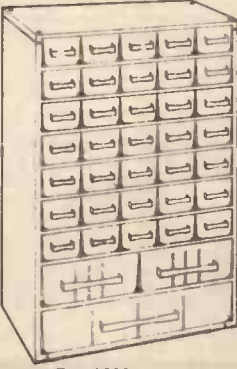
DEPT PE, 32 Goldsrd Rd.,
Swanley, Kent BR8 8EZ.

Mail order only. Please add 35p postage. Prices include VAT unless stated. Lists 27p post free. Overseas customers deduct 13%. Official credit orders welcome.

PROGRESSIVE RADIO 31, CHEAPSIDE, LIVERPOOL L2 2DY

SEMICONDUCTORS. Texas R1038 103 power trans 50p, TBA800 50p, 741 8 pin 22p, NE555 24p, TAG4443 SCR 45p, 723 14 PIN REG. 35p, AD1612 MATCHED PAIRS 70p, 2N506 SCR 18p, 1N4005 10p, 9C0238 28p, BD438 28p, MPU131 P.U.T. 40V, 200mA, 375mW 15p each £2N3773 £1.75. Infra Red Q2* LEDs 30p. **MINIATURE MAINS TRANSFORMERS.** All 240VAC PRIMARY, 6-0-6 100ma, 9-0-9 75ma, 12-0-12 50ma all 75p each. 12V 200mA 75p, 6V 500mA £1.10p, 0-6V-0 6V 280mA IC, mounting 80p. **PULSE TRANSFORMERS.** 1:1 (GPO type) 30p. 1:1 plus 1 min. P.C. 1.30p. **MINIATURE SOLID STATE BUZZER.** 33x17x15mm, output at 3 feet 70db, only 15mA drain, operating range 4-15VDC 75p each. **LOUD BUZZER.** 6-12 volts 63p. GPO type adjustable buzzer 6-12 volts 27p. **POCKET MULTIMETER.** Model NH55 2,000 ohms per volt, 1,000 volts AC/DC, 100mA DC current, 2 resistance ranges to 1 meg. £5.50. **SOLDER BRANDED.** High suction/terlon nozzle, £4.65p. **MURATA TRANSDUCTORS.** 40KHz, REC/SEND £3.80 pair. **MOTORS.** 3V model type 22p, 12V model 5 pole 25p. Replacement 12VDC 6 track motors 55p. Ex. equip. 6-7 volt cassette motors 70p. Low rev. mains motor 240VAC, motor with gearbox 23 RPM 75p. **AMPHENOL COAX CONNECTORS.** Plugs 47p, Sockets 42p, Elbows 80p, Reducers 13p, BNC plugs, crimp 38p. **HIGH IMPEDANCE HEADPHONES,** mono 2,000 ohms imp. transducer type, adjustable band and padded ear-piece £2.75. **SPECIAL OFFER STEREO HEADPHONES.** 8 ohms, adjustable, standard stereo plug only £2.95p. **INTERCOM UNITS** (can be used as baby alarm) supplied with approx. 60' cable, call button, 2 way £5.28 pair, 3 way £7.28p. **WIRELESS INTERCOM.** 2 units, both operate on 240VAC and mains connected, AM frequency 180KHz, £29.95p. **MINIATURE TIE PIN MICROPHONE.** 0mni, 1k imp., uses deaf aid battery (supplied) £4.95p. **LOW COST CONDENSER MIKE.** Stick type, 0mni, 600 ohms, on/off switch, standard jack plug only £2.95p. **EM607 CONDENSER MICROPHONE.** Highly polished metal stick mike, uni directional, 600 ohms, 30-18KHz., on/off switch only £7.95p. **DYNAMIC STICK MIKE.** CARDIoid, full amp., 600 ohms or 20k, 70-15KHz., attractive black metal case only £7.75p. **PUBLIC ADDRESS HORN SPEAKERS.** Suitable for outdoor use, 5" round 8 watts, 8 ohms, adjustable bracket £4.95p, 6" 15 watts 8 ohms adjustable bracket £8.26p. **CRIMPING TOOLS** for standard terminals also 6 gauge stripper and wire cutter, insulated handles only £2.30. Cash with order please, official orders welcome from schools etc. please add 30p post and packing. VAT inclusive. All Orders DESPATCHED BY RETURN POST SAE for latest illustrated stock lists.

STORAGE CABINETS




Metal Cabinets 12" wide x 5 3/4" deep, finished blue with transparent plastic drawers.

Type	H (ins)	No. of Drawers	Price
1118	11	15	2 1 £10-75
1633	16	30	2 1 £13-75
1838	18	35	2 1 £15-75
2236	22	30	4 2 £17-85
2260	22	60	- - £17-95

Access/Barclaycard welcome
Prices include VAT and Post. Cheque/P.O. to:
Millhill Supplies (Tools),
35 Preston Crowmarsh, Benson,
Oxon OX9 6SL.

Toroidal Transformers



Yet another new development from I.L.P



I.L.P. ELECTRONICS LTD.
Graham Bell House, Roper Close,
Canterbury, Kent CT2 7EP.
Phone (0227) 54778. Telex 965780

Toroidal transformers have only half the weight and height of their laminated equivalents and are appreciably more efficient. Fields of radiation are far more restricted. Having our own manufacturing division, we are able to offer 25 types in a useful range of outputs at competitive prices. A strong mounting kit is supplied with each transformer.

TYPE	VA	SECONDARY RMS VOLTS	SECONDARY RMS CURRENT	DIMENSIONS DIA-HT	WEIGHT KG	PRICE
2X010	50	6+6	4.16	70x40mm	0.9	EACH £5.40 +£1.10 P&P +98p VAT
2X011		9+9	2.77			
2X012		12+12	2.08			
2X013		15+15	1.66			
2X014		18+18	1.38			
2X015		22+22	1.13			
2X016	25+25	1.00				
3X010	80	6+6	6.64	90x30mm	1.0	EACH £5.76 +£1.20 P&P +£1.04 VAT
3X011		9+9	4.44			
3X012		12+12	3.33			
3X013		15+15	2.66			
3X014		18+18	2.22			
3X015		22+22	1.81			
3X016	25+25	1.60				
4X010	120	6+6	10.00	90x40mm	1.2	EACH £6.72 +£1.30 P&P +£1.20 VAT
4X011		9+9	6.66			
4X012		12+12	5.00			
4X013		15+15	4.00			
4X014		18+18	3.33			
4X015		22+22	2.72			
4X016	25+25	2.40				
5X016	160	25+25	3.20	110x40mm	1.8	EACH +£1.40 P&P £8.88 +£1.54 VAT
5X017		30+30	2.66			
6X016	300	25+25	6.00	110x50mm	2.6	£12.27 +£2.50 P&P +£2.07 VAT
6X017		30+30	5.00			

Notes: For 110V Primary please insert 0 in place of X in type number
For 220V Primary please insert 1 in place of X in type number
For 240V Primary please insert 2 in place of X in type number

Example 120VA 240V 15+15V, 4A=42013

Types to customer specification can be supplied to order in quantity: Enquiries invited.

I.L.P. ELECTRONICS, ROPER CLOSE, CANTERBURY CT2 7EP

FREEPOST
We pay postage on enquiries and orders. Address your envelopes
FREEPOST, T2 I.L.P. ELECTRONICS, Graham Bell House, Roper Close, Canterbury CT2 7EP. NO STAMP REQUIRED.

Please supply.....
I enclose Cheque Postal Orders International Money Order Access
Barclaycard Account No.....
Name.....
Address.....

SOUTH EAST ENGLAND'S ELECTRONICS CENTRE

Interested in Electronics? Then why not pay us a visit and see our vast range of Test Equipment, Oscilloscopes, PSUs, Computer Equipment, Government Surplus, VDUs, ICs, Transistors, Relays, Motors, Bulbs, Cable Transformers, PCBs, Resistors, Amplifiers, etc., etc.

★ ★ ★ THIS MONTHS SPECIALS ★ ★ ★



SUPER 77 KEY KEYBOARD KIT

We've done it again! We've purchased a large quantity of CP CLARE top quality keyboard reed switches plus full QWERTY keytop sets and thrown in a PCB to enable you to customise the keys just as YOU want them, just add and wire an encoder chip and you can arrange ASCII, BAUDOT, anything! Adding up to a quality keyboard which would normally cost around £100.00. Supplied with layout and assembly info at only £26.99 + £1.50pp.

Miniature 5V 3 amp PSU, compact fully regulated, + crowbar protection. £8.50 + P&P 70p
Super value PCB pack. Contents include I.C.s res. caps etc., etc. Guaranteed to include TTL and CMOS I6 Boards, Our choice. £2.50 + PPP 60p

Wire wrap patch panels inc. 10 16 pin and 54 14 pin gold plated DIL VVV sockets + 64 TTL and DTL I.C.s dim. 6" x 7". £8.95 + P&P 85p

49 key coded QWERTY keyboard, 8 bit output, delayed strobe, 5V rail, TTL output. Ex-equip. untested. Supplied with edge conn. & connection diagram. £20.00 + P&P £1.60

NE555 10 for £2.40. 741 10 for £1.80. 1N4004 18 for £1.00. 0.125" RED LEDs 12 for £1.00. 2N3055H (RCA) 4 for £2.25. 1S44/1N4148 50 for £1.00. Stock list 50p. Where P&P not shown please add 40p per order. Prices include VAT.

- ★ ELECTRONIC EQUIPMENT AND COMPONENTS PURCHASED FOR CASH
- ★ OPEN 9.30 TO 5.30 MONDAY TO SATURDAY
- ★ RETAIL AND TRADE
- ★ NO PARKING RESTRICTIONS
- ★ ACCESS & BARCLAYCARD



64-66 MELFORD ROAD
THORNTON HEATH
SURREY. 01-689 7702

JONES ELECTRONIC SUPPLIES

588, ASHTON ROAD, OLDHAM, LANCs. OL8 3HW..

Tel: 061-652 9879. Telex: 668 250.

ALL PRICES INCLUDE VAT

Shop open Mon., Thurs., Frid. 9 am-7.30 pm.

Weds. & Sat. 9 am-6.00 pm

Stockists of Lektrokit Breadboard, Vero, CMOS, TTL, Resistors, Capacitors etc. Leach Amplifiers & Speakers.

- Barrel Kits 99p each.
- BK1 8 Rotary switches (3 position) p&p 30p
 - BK2 20 500K Ω presets p&p 20p
 - BK3 5 push to make switches p&p 25p
 - BK4 4 to 220 6 amp power transistors p&p 20p
 - BK5 25 TTL devices p&p 20p
 - BK6 5 thyristors 2N5061 .8 amp 400V p&p 20p
 - BK7 50 assorted diodes, inc. zeners p&p 20p
 - BK8 50 assorted NPN/PNP transistors p&p 20p

MAKE YOUR OWN KEYBOARDS

ML3 Individual keyboard switch with re-cappable top allowing lettering by individual. Only (1-10) 30p each. (11-20) 27p each. (20-100) 25p each. P&P 30p per 10.

Ni-cad batteries to military spec., high discharge re-charge capabilities in parallel.

AA 1-25 p&p 20p each C 2-90 p&p 20p each D 3-50 p&p 20p each

NEW SHOP AT 495, OLDHAM ROAD, ROCHDALE, LANCs.

Tel: Rochdale 49757

LB ELECTRONICS

PROCESSOR ICs (ALL FULL SPEC.)

1702A £2.50, 2708 £6.25, 2716 single rail £28.50, LM323K 5 volts 3 amps £4.50, 7805 £1, 7812 £1, 214 £4.50.

DIL SKTS LOW PROFILE: 8 way 12p, 14 way, 15p, 18 way 20p, 16 way 17p, 20 way 23p, 22 way 28p, 28 way 45p, 24 way 35p, DIL 16 WAY HEADER SPECIAL OFFER ONLY 45p.

74116 SPECIAL OFFER 75p, 74125 4 for £1, 74198 75p, 74194 50p, 74181 80p, TIL 209 RED 10p, 2" RED 12p.

MM5240 character generator + data £3.50.

4 digit EX calculator display 4 for £1 + data.

P.E.T. edge connector (memory expansion) £1.40.

74LS, C.MOSS, sub miniature toggles, 74TTL, and computer equipment is stocked, i.e. V.D.U. printers etc. vast range of power supplies for callers.

ALL ITEMS P/P 30p.

L.B. ELECTRONICS, 11, HERCIES ROAD, HILLINGDON, MIDDLESEX.



UXBRIDGE 55 399
(Just off A40)



OPEN: Monday, Thursday, Friday and Saturday 9.30-6.00.


Conquer the chip.

Be it career, hobby or interest, like it or not the Silicon Chip will revolutionise every human activity over the next ten years.

Knowledge of its operation and its use is vital. Knowledge you can attain, through us, in simple, easy to understand stages.

Learn the technology of the future today in your own home.

ELECTRONICS




Build your own oscilloscope.

Learn to draw and understand circuits.

Carry out over 40 experiments.


DIGITAL TECHNIQUES

From watches to sophisticated instrumentation, Digital Electronics adds scope to hobby or career.



COMPUTER TECHNOLOGY

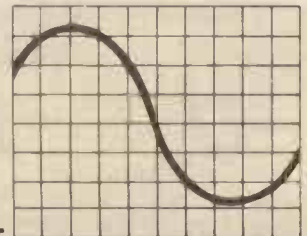
Learn to operate and programme your own home computer.



FREE BROCHURES



No previous knowledge is necessary.
— Just clip the coupon for a brochure



TUTORCOURSE ELECTRONICS

Please rush me details of your ELECTRONICS COURSE

Name _____

Address _____

Block Caps. Please Post now, without obligation to:

British National Radio & Electronics School.

P.O. Box 156, Jersey, Channel Isles

PER 7

SCS Components

All our products are guaranteed high quality components from leading Semiconductor Manufacturers.

Halifax Road, Keighley,
West Yorkshire BD21 5HR

CMOS		
4000	.19	4055 1.23
4001	.26	4056 1.23
4002	.22	4059 4.45
4006	.86	4060 1.10
4007	.26	4063 1.05
4008	.78	4066 .48
4009	.40	4067 3.60
4010	.40	4068 .22
4011	.26	4069 .26
4012	.22	4070 .33
4013	.40	4071 .24
4014	.78	4072 .24
4015	.78	4073 .24
4016	.78	4075 .21
4017	.40	4076 .93
4018	.78	4077 .30
4019	.40	4078 .22
4020	.92	4081 .22
4021	.98	4082 .22
4022	.87	4085 .75
4023	.22	4086 .75
4024	.66	4089 1.40
4025	.20	4093 .68
4026	1.56	4094 1.70
4027	.40	4095 .95
4028	.72	4096 .95
4029	1.04	4097 3.18
4030	.45	4098 1.05
4031	2.08	4099 1.25
4032	1.10	4502 .97
4033	1.37	4508 2.35
4034	1.99	4510 .87
4035	.92	4511 .87
4037	.96	4512 .85
4038	1.03	4514 2.21
4040	.98	4515 2.21
4041	.77	4516 .97
4042	.69	4517 3.55
4043	.84	4518 .97
4044	.84	4520 .97
4045	1.27	4527 1.37
4046	1.09	4532 1.07
4047	.82	4556 .59
4048	.50	4585 1.02
4049	.40	40106 .65
4050	.45	40160 .74
4051	.70	40161 .74
4052	.70	40162 .74
4053	.70	40163 .74
4054	1.05	40174 .74
		40194 .93

LINEAR	
CA555CG	.20
CA741CG	.38

DIODES	
IN4001	.05
IN4002	.05
IN4003	.06
IN4004	.06
IN4005	.06
IN4006	.07
IN4007	.07
IN4148	.04

ZENERS	
BZY88 3.3V to 30V	
400mW	.07 each

RESISTORS
5% carbon film resistors. High stability, low noise. 1W E24 range of values 1R-1M .07 for 5 pieces 1 value only.

TRANSISTORS	
ZTX107	.09
ZTX108	.09
ZTX109	.09
ZTX300	.10
ZTX310	.10
ZTX320	.11
ZTX330	.11
ZTX450	.12
ZTX500	.12
ZTX502	.12
ZTX504	.12
ZTX750	.20

DIL SOCKETS	
8P	.09
14P	.11
16P	.13
18P	.15
20P	.17
22P	.18
24P	.20
28P	.25
40P	.35

SWITCHES	
Toggle	
8295K7 - 3 amp SPST	.80
7321K3 - 6 amp SPST	1.70
8320K6 - 10 amp SPST	2.20
8372K8 - 3 amp DPST	1.65
7320K3 - 6 amp DPST	1.70
8824K5 - 10 amp DPST	3.50

Miniature Toggle	
EM212 - 3 amp SPST	.85
E2022 - 3 amp DPST	.70

Slide Switches	
SM1-1 - 1 amp SP on/off	.20
SM2-2 - 1 amp DPST	.28
SM2-3 - 1 amp DPST	.28

LED's	
MAN3640 - 7.6mm Orange	1.70
MAN4640 - 10mm Orange	1.90
MAN6660 - 14.2mm Orange	2.00
MV50 - 2.3mm Red	.14
MV52 - 2.3mm Green	.21
MV53 - 2.3mm Yellow	.21
MV5021 - 4.7mm Red	.20
MV5054/1 - 5mm Red	.15
MV5054/2 - 5mm Red	.17
MV5054/3 - 5mm Red	.40
MV5074B - 3mm Red	.13
MV52124 - Rectangular Green	.44
MV53124 - Rectangular Yellow	.44
MV57124 - Rectangular Red	.44

BARGAIN BASEMENT	
1,000mfd 25V Electrolytic Capacitor	.23
1,000mfd 63V Electrolytic Capacitor	.64
4.7mfd 6.3V Tantalum Capacitor per 100	4.60
MAN 72 A	.81
MAN 4640	1.20
MAN 3620 A	1.26
IN 5859 8P	.06
8C 184 P	.07
8FS 59	.04
8FS 97	.10

Cash/Cheques/P.O.'s with order. P & P add 30p to all orders. Add 15% VAT to total order. All items ex. stock - orders by return post.

MAINS INTERCOM



NO BATTERIES
NO WIRES
ONLY
£36.99
PER PAIR
+ VAT £5.55

The modern way of instant 2-way communications. Just plug into power socket. Ready to use. Crystal clear communications from room to room. Range 1-mile on the same mains phase. On/off switch. Volume control, with 'buzzer' call and light indicator. Useful as inter-office intercom, between office and warehouse, in surgery and in homes. P. & P. £1.75

F.M. 2 channel "touch" model £47.95 + VAT £7.20 + P&P £1.85.

4-STATION INTERCOM

Solve your communication problems with this 4-Station Transistor Intercom system (1 master and 3 Subs) in robust plastic cabinets for desk or wall mounting. Call/talk/listen from Master to Subs to Master. Ideally suitable for Business, Surgery, Schools, Hospitals and Office Operates on one 9V battery. On/off switch. Volume control. Complete with 3 connecting wires each 66ft., battery and other accessories. Price £31.95 + VAT £4.80 + P&P £1.75.

NEW AMERICAN 100% RADIO TELEPHONE AMPLIFIER



£18.95
+ VAT £2.85
+ P & P £1.15

Latest transistorised Telephone Amplifier with detached plug-in speaker. Placing the receiver on to the cradle activates a switch for immediate two-way conversation without holding the handset. Many people can listen at a time. Increase efficiency in office, shop, workshop. Perfect for "conference" calls: leaves the user's hands free to make notes, consult files. No long waiting, saves time with long-distance calls. On/off switch, volume control, conversation recording model at £20.95 + VAT £3.15. P. & P. £1.15.

DOOR ENTRY SYSTEM

No house/business/surgery should be without a DOOR ENTRY SYSTEM in this day and age. The modern way to answer the door in safety to unwanted callers. Talk to the caller and admit him only if satisfied by pressing a remote control button which will open the door electronically. A boom for the invalid, the aged and busy housewife. Supplied complete d.i.y. kit with one internal Telephone, outside Speaker panel, electric door lock release (for Yale type surface latch lock), mains power unit, cable (8-way) 50 ft and wiring diagram. Price £49.95 + VAT £7.50 + P. & P. £1.85. Kit with two Telephones £59.95 + VAT £9.00 + P. & P. £1.95.

WEST LONDON DIRECT SUPPLIES (PE.7)
169 KENSINGTON HIGH STREET, LONDON W8



Wilmslow Audio

THE firm for speakers!

SEND 50p FOR THE WORLD'S BEST CATALOGUE OF SPEAKERS, DRIVE UNITS, KITS, CROSSOVERS ETC. AND DISCOUNT PRICE LIST.

- AUDAX ● AUDIOMASTER ● BAKER ●
- BOWER & WILKINS ● CASTLE ● CELESTION ●
- CHARTWELL ● COLES ● DALESFORD ●
- DECCA ● EAGLE ● ELAC ● EMI ● FANE ●
- GAUSS ● GOODMANS ● HARBETH ●
- ISOPHON ● I.M.F. ● JORDAN ● JORDAN
- WATTS ● KEF ● LOWTHER ● MCKENZIE ●
- MISSION ● MONITOR AUDIO ● MOTOROLA ●
- PEERLESS ● RADFORD ● RAM ● ROGERS ●
- RICHARD ALLAN ● SEAS ● SHACKMAN ● STAG ●
- TANNOY ● VIDEOTONE ● WHARFEDALE ●

WILMSLOW AUDIO (Dept. P.E.)

SWAN WORKS, BANK SQUARE, WILMSLOW,
CHESHIRE SK9 1HF

Tel: 0625 529599

FOR MAIL ORDER & EXPORT OF DRIVE UNITS, KITS ETC.

Tel: 0625 526213

(SWIFT OF WILMSLOW) FOR HI-FI & COMPLETE SPEAKERS



Top Priority for every constructor-HOME RADIO CATALOGUE

- Over 2,000 items clearly listed.
- Profusely illustrated throughout.
- Over 100 A-4 size pages.
- Bargain list included free.

Send cheque or P.O. for £1.30

HOME RADIO Components LTD
Dept. PE, P.O. Box 92, 215 London Road,
Mitcham, Surrey. 01-648 8422

PLEASE MENTION
PRACTICAL ELECTRONICS
WHEN REPLYING TO
ADVERTISEMENTS

Enter the 80's with SAXON

£30 FREE!

STEREO DISCO SYSTEMS WITH LIGHT SHOW & DISPLAY

All systems complete
with loudspeakers, leads,
& 2 years warranty

STANDARD CENTAUR 100W

£299 inc. VAT + £19 carr. Deposit £84
12 mth • £25.50 or 24 mth • £14.93

SUPER CENTAUR 200W

£399 inc. VAT + £19 carr. Deposit £84.00
12 mth • £33.54 or 24 mth • £19.63

GXL 200W with PDF BINS (illus)

£489 inc. VAT + £19 carr. Deposit £102
12 mth • £40.77 or 24 mth • £29.73

CUSTOM CENTAUR 400/600W with four PDF 100A Bins

£899 inc. VAT + £19 carr. Deposit £154
12 mth • £73.70 or 24 mth • £43.13

MINI DISCO 100W MONO

£249 inc. VAT + £19 carr. Deposit £54
12 mth • £21.49 or 24 mth • £12.55

**JUST PLUG IN
AND GO!!**

AP100 100W 4CH AMP £67.50
AP200 200W 6CH £119

- * Headphone monitor/cue light
- * Full mixing/crosstape
- * Tape & mic inputs
- * Top Quality
- * 4 channel soundlight

**20%
DEPOSIT
CREDIT
TERMS**

**6 MONTHS INTEREST FREE CREDIT
PHONE FOR DETAILS**

**100 WATT
£248 inc. carr. & VAT
Dep. £50
or 12 mth • £19.88
or 24 mth • £11.64**

- * Four mixing inputs & master
- * Bass & treble controls
- * Sturdy construction
- * Twin Piezo cabinets

**200 Watt £370 inc. carr. & VAT
Dep. £74
12 mth • £29.72
12 mth • £17.39**



**P.A
SYSTEMS
C/W LOUDSPEAKERS**



Vouchers with our new catalogue over 200 items of disco systems, lighting and accessories. Send £1.00 now.

- EXAMPLES:**
- Fuzz lights £26.75
 - Projectors from £56.50
 - Strobes £35-£220
 - Rope lights 8 mtr £59
 - Disco stands £29.75
 - Echo chambers £77.50
 - 100W speaker £29.50
 - 10 way chaser £399
 - 100W twin horn bin £125
 - 800W spot bank £55

Mixers, mics, amplifiers, goosenecks, light units, bubble machines, mirror balls, helicopters, bins, consoles, and much more.

AND IF WE HAVEN'T GOT IT - WE'LL GET IT!

Full range of Pluto, D.J. Lightomatic products in stock
Send £1 now for your catalogue - worth £30!!!

**SAXON ENTERTAINMENTS
333 WHITEHORSE ROAD
CROYDON
SURREY CR0 2HS
Tues-Sat 9am-5pm**

**ALL MAIL & CREDIT ENQUIRIES TO
CROYDON TO ORDER
Send cheque/crossed POS or Telephone (01) 684 6385
Access/Barclaycard. Telephone orders accepted
For Credit Sales & Enquiries Ring
SUE ABEGB ON (01) 684 8007/0098**

interface components

TRANSISTORS

AC128	15p
AC187K	30p
AC188K	30p
ACV17	90p
AD149	55p
AF127	35p
AS217	120p
AU113	150p
BC107	7p
BC108	7p
BC108A	7p
BC108C	7p
BC136	15p
BC140	28p
BC141	30p
BC142	25p
BC143	28p
BC147	6p
BC147B	6p
BC149	7p
BC149C	7p
BC159	9p
BC160	35p
BC167A	10p
BC178	12p
BC179	12p
BC182	8p
BC182L	9p
BC183	9p
BC183L	9p
BC184L	9p
BC186	20p
BC212	9p
BC212L	9p
BC2138	9p
BC327	13p
BC328	13p
BC337	16p
BC338	11p
BC440	32p
BC547	9p
BC548	9p
BC550	14p
BC558	12p
BCY33	99p
BCY34	99p
BCY39	299p
BCY58	12p
BCY70	12p
BCY71	12p
BCY72	12p

DIODES

AA119	10p
BA154	9p
BA156	9p
IN4001	4p

OPTO

Led's	
.125 Red	10p
.125 Orange	10p
.125 Yellow	10p
.2 Red	10p
.2 Green	10p
.2 Clear	10p

DISPLAYS

704	110p
727	160p
741	160p
747	160p
750	160p

REGULATORS

7805	57p
7812	57p
7815	57p
7818	57p
7824	57p
7905	140p
7912	140p
7915	140p
7918	140p
7924	140p
LM320T5	149p
LM320T8	149p
LM320T15	149p
LM320T18	149p
LM340T5	74p
LM340T8	74p
LM340T15	74p
LM340T18	74p

TRIACS

4A 400V	54p	66p
4A 600V	60p	75p
6A 400V	60p	75p
6A 600V	66p	90p
8A 400V	66p	90p
8A 600V	72p	95p
10A 400V	72p	95p
10A 600V	84p	100p
15A 400V	108p	120p
15A 600V	126p	138p

TTL

7400	9p	7472	25p
7401	9p	7474	20p
7402	9p	7475	27p
7403	9p	7480	40p
7404	10p	7482	60p
7405	14p	7486	25p
7406	30p	7489	28p
7407	30p	7493	63p
7408	17p	7495	63p
7409	17p	74100	110p
7410	12p	74107	30p
7412	17p	74121	25p
7413	25p	74122	38p
7414	45p	74123	44p
7416	25p	74145	72p
7417	25p	74154	80p
7420	14p	74157	60p
7427	28p	74161	85p
7430	14p	74175	63p
7432	22p	74180	84p
7438	26p	74181	151p
7442	48p	74191	80p
7447	50p	74192	80p
7450	15p	74193	80p
7451	15p	74194	80p
7470	30p	74198	11p

74LS01

74LS01	11p
74LS02	12p
74LS03	12p
74LS04	12p
74LS10	19p
74LS11	20p
74LS20	18p
74LS30	18p
74LS32	24p
74LS42	89p
74LS51	24p
74LS55	28p
74LS74	39p
74LS76	48p
74LS85	99p
74LS90	36p
74LS93	79p
74LS114	49p
74LS122	65p
74LS123	65p
74LS124	115p
74LS132	89p
74LS139	79p
74LS151	89p
74LS155	91p
74LS166	89p
74LS167	69p
74LS165	69p
74LS188	139p
74LS174	99p
74LS175	99p
74LS190	110p
74LS192	115p
74LS194	115p
74LS195	115p
74LS196	95p
74LS197	125p
74LS257	99p
74LS260	99p
74LS273	199p
74LS367	59p
74LS378	159p

BRIDGES

	50V	100V	200V	400V	600V
2A	45p	52p	60p	75p	100p
4A	52p	60p	68p	82p	105p
6A	60p	68p	75p	90p	112p

DIL SOCKETS

8 pin	10p
14 pin	12p
16 pin	13p
20 pin	25p
24 pin	30p
40 pin	40p

MEMORIES

21L02	109p
2114	400p
4027	275p
4116	750p

EPROM

2708	750p
2716	2600p

CPU'S

Mk 3880	1250p
Mk 3881	750p
Mk 3882	750p

CMOS

4000	14p	4070	17p
4001	14p	4071	17p
4002	14p	4072	17p
4006	69p	4073	17p
4007	16p	4075	19p
4008	79p	4076	75p
4009	36p	4077	35p
4010	36p	4081	19p
4011	19p	4082	17p
4012	16p	4160	105p
4014	59p	4161	105p
4015	73p	4162	105p
4016	42p	4163	105p
4017	75p	4402	36p
4018	79p	4404	110p
4019	45p	4412	86p
4020	89p	4445	174p
4021	83p	4446	148p
4022	79p	4502	99p
4023	16p	4511	89p
4024	49p	4512	89p
4025	17p	4514	229p
4026	129p	4515	229p
4027	39p	4516	99p
4028	59p	4520	79p
4029	89p	4522	129p
4030	49p	4526	125p
4034	189p	4531	125p
4035	99p	4555	92p
4042	69p	4556	69p
4043	86p	4581	269p
4044	83p	4582	115p
4046	109p	4584	59p
4049	45p	4585	99p
4050	43p		
4051	69p		
4052	69p		
4053	69p		
4056	49p		
4069	17p		

MEMORIES EPROMS CPU'S OPTO

**INTERFACE COMPONENTS LIMITED,
OAKFIELD CORNER, SYCAMORE ROAD, AMERSHAM, BUCKS HP6 6SU
TELEPHONE: 02403 22307. TELEX: 837788
Write, telephone or call. Access or Barclaycard accepted**

2 SUPERB NEW KITS!

£2 OFF SPECIAL OFFER



C300/ES200

high performance electronic ignition, to add power, economy, reliability, sustained smooth peak performance, instant all weather starting, to your car.

Surefire has sold in its thousands in ready made form from big name accessory firms, but it is now available in quality kit form to fit all vehicles with coil ignition up to 8 cylinders.

ES200. A high performance inductive discharge ignition incorporating a power integrated circuit (special selection): electronic variable dwell circuit (maximises spark energy at all speeds): pulse processor (overcomes contact breaker problems). Coil governor (protects coil). Long burn output. Negative earth only. Compatible with all rev. counters.

C300. In it's ready built form (C3000) it came top of all systems tested by an independent national authority July '79. A high energy capacitive discharge ignition incorporating a high output short circuit proof inverter, top grade Swedish output capacitor, pulse processor circuit, transient overload protection. Fast rise bidirectional output ideal for fuel injection, sports carburation, only engines. Compatible with most rev. counters. (Low cost adaptors available for rare cases. Application list enclosed with each kit. Note: Vehicles with Smiths Jaeger rev. counters code RVI on dial will require adaptor type TCI).

What's in the kits. Surefire's own precision anodised aluminium extruded case. P.C. mounted security changeover switch, static timing light. Special selection Motorola semi-conductors. Capacitors, resistors etc. selected after 5 years experience. Glass fibre pcb, solder, complete down to last washer. Fully illustrated comprehensive instructions and full technical back up service.

SUREFIRE ELECTRONIC IGNITION

Suretron Systems (UK) Ltd. Dept. PE2
Piccadilly Place, London Rd., Bath BA1 6PW. Tel: Bath (0225) 23194

Name _____

Address _____

Phone order with Access/Barclaycard
VAT and P & P inc

Quantity
required

ES200: Neg	£13.95	£11.95	I enclose chq/PO's £ Chq No.
C300: Pos	£13.95	£15.95	
C300: Neg	£13.95	£15.95	
Tacho Adapt. TCI		£3.90	



4 1/2 in x 3 1/2 in METER. 30µA, 50µA or 100µA, £5.10. 50p P. & P.

2in x 2in meters 500µA, £4.14
17p P. & P.

60 x 45mm meters 50µA, 100µA, 500µA and 1mA VU meter, £4.00.
26p P. & P.

6V BUZZERS. 50mm diameter
30mm high, 52p. 15p. P. & P.

MICROPHONES FOR TAPE RECORDERS

DM228R 200 ohm with 3-5 and 2-5mm Jack Plugs **£1.70**

DM229R 50K with 3-5 and 2-5mm Jack Plugs **£2.25**

DM18D 200 ohm with 5 and 3 pin Din Plugs **£1.99**

Postage on above microphones 17p

MULTI-METER

7N 360TR
20,000 ohm/volt
RESISTANCE RANGES
X1, X10, X1K, X10K
£13.30
P. & P. 75p



CARDIOID DYNAMIC MICROPHONE

Model UD-130 Frequency response 50-15,000c/s. Impedance Dual 50K and 600 ohms. **£8.02.** 50p P. & P.



TRANSFORMERS Primary 240V

6-0-6V	100mA	£0.75
9-0-9V	75mA	£0.75
12-0-12V	50mA	£0.85
12-0-12V	100mA	£1.05

Post on above transformers 45p

9-0-9V	1A	£1.80
12-0-12V	1A	£2.15
15-0-15V	1A	£2.51
30-0-30V	1A	£3.10
6-3V	1 1/2A	£1.80
6-0-6V	1 1/2A	£2.20

Post on above transformers 75p.

PL258 Plug 33p; Socket 33p; PL259/SO239 Angled Connector 70p; 1 watt dummy lead 95p; 2m Rubber Neck Aerial with PL259 Plug **£3.30.**

POST ON ABOVE ITEMS 14p.

All above prices include V.A.T. Send 40p for new 1980 fully illustrated catalogue, S.A.E. with all enquiries. Special prices for quantity quoted on request.

M. DZIUBAS

158 Bradshawgate · Bolton · Lancs. BL2 1BA



DESIGNER APPROVED KITS



PE PHASER UNIT P.E. APRIL 1979

A superb six stage phaser that really gives your guitar lift off. Equals the best commercial models. Uses latest FET op-amps. Glassfibre p.c.b.

COMPLETE KIT OF ALL PARTS AS SPECIFIED..... **£16.50***

Pack 1. All semiconductor devices..... **£6.00***

Pack 2. Resistors, capacitors & preset pot..... **£3.75***

Pack 3. Footswitch, jacks, pot, knob, printed circuit & hardware..... **£4.75***

Pack 4. Diecast box and feet..... **£2.00***

Separate parts: TL062 80p, 8F2468 50p, PCB **£1.50**, 8 pin sockets (not included in kit) 21p each.

ORION AMPLIFIER

Complete set of semiconductors..... **£9.75**

Quality glass fibre p.c.b., printed with component locations..... **£3.50**

PE TV SOUND SEPARATOR

Complete set of semiconductors..... **£2.30**

High quality glass fibre p.c.b..... **£1.50**

Murata filters: SFE6.0MA 50p, CDA6.0MC 50p.

P.E. SMOOTH FUZZ UNIT

(P.E. September 1979)

This is the Fuzz unit you have been waiting for! Smooth, clean tone with low noise and low current drain. Uses glassfibre p.c.b. and latest FET op-amp.

COMPLETE KIT OF ALL PARTS AS SPECIFIED..... **£8.50**

POSTAGE & PACKING 25p per order. Orders over £ 10.00 post free.

All devices are top grade, brand new and to full manufacturers spec.

PRICES DO NOT INCLUDE VAT. Add 15% to all prices.

MAIL ORDER ONLY
CALLERS BY APPOINTMENT

DAVIAN ELECTRONICS

13 DEEPDALE AVENUE, ROYTON, OLDHAM OL2 6XD.

— CLEF KITS —



ELECTRONIC ROTOR

Two speed organ rotor simulation plus a three phase chorus generator on a single p.c.b. (8"x5"). Kit includes all components/IC sockets throughout/mains operation and stereo headphone. Driver p.c.b. Easily integrates with existing organ.

COMPONENT KIT — £89

KEYBOARDS

We believe that we have located the best manufacturer of square front Keyboards, as used in our Kits, and can also supply Keyswitch hardware including the industry standard soft plated contact springs.

49 NOTE C-C £23.80
73 NOTE F-F £37.00
88 NOTE A-C £45.00

All Keyboards are easily cut to provide your required length and compass. Quantity enquiries welcome.

BUILDING SERVICE

We are specialists in Electronic Piano Manufacture and can build your Piano for you — see lists.

INFORMATION

Please send S.A.E. quoting items of interest. Telephone BARCLAYCARD orders can be accepted, all prices include V.A.T., carriage & Insurance.

VISITS

Are welcome by appointment, otherwise Mail Order Only.

EXPORT

Enquiries welcome — in Australia please contact JAYCAR (Sydney).

Back up TELEPHONE advice is available from the Designer to supplement the clear instructions included with the above Kits.

High Quality Electronic Musical Instruments under the personal supervision of Specialist Designer A. J. BOOTHMAN.

JOANNA 72 & 88 PIANOS

Six and 7½ Octave Electronic Pianos with unique Touch Sensitive Action as used in the P.E. JOANNA, which electronically simulates piano key inertia — a feature not available in any other design. Build this widely acclaimed professional instrument, for either domestic or Stage use, from our top quality Component Kits.

SIX OCTAVES — £207

7½ OCTAVES — £232

P.E. STRING ENSEMBLE

The versatile String Synthesizer with a fantastic sound at an economic price. Split Keyboard facility with a range of impressive voices.

COMPONENT KIT — £169

P.A.'s — SPEAKERS — CABINETS

Units can be supplied to add to the Piano Component Kits, including Domestic or Stage Cabinets and portable tubular legs.

CLEF PRODUCTS (ELECTRONICS) LIMITED

(Dept. PE) 16, Mayfield Road, Bramhall, Cheshire SK7 1JU.
061-439 3297

LIGHTING & AMPLIFIER MODULES FROM L & B

RING 01-689 4138

LB31000SLC
£29.90



19 x 9.5 x 3cm.

LB31000SLC SOUND TO LIGHT/CHASER. THE MOST ADVANCED SOUND TO LIGHT MODULE AVAILABLE, WITH AUTOMATIC SWITCHING TO CHASE UPON ABSENCE OF A MUSIC INPUT.

3 Channels, 1000w each. Fully fused Very high input Impedance. Electronic filters. 5HZ to 70KHz bandwidth. Operates from ½ to 300w sound input. Triac zero voltage triggering. Master Vol/Bass/Mid/Treble/Chase speed controls.

LB31000SL
£21.40

LB31000SL SOUND TO LIGHT. A SUPERB PERFORMING SYSTEM AT AN INCREDIBLY LOW PRICE.

3 channels. 1000w each. Fully fused. Very high input impedance. Operates from ½ to 300w sound input. Third order filters. Zero voltage fired. Master/Vol/Base/Mid/Treble controls.



20 x 9.7 x 3.5cm.

LB81000LC CHASER A FULLY DIGITAL 8 CHANNEL CHASER, ALLOWING VARIATION OF CHASE SPEED AND CHASE RETURN DELAY.

1000w per channel. CMOS circuitry. Zero voltage fired. Can be footswitch triggered. Additional modules can be cascaded to form 16, 24, 32 chan etc.

£26.50

LB81000LC

19 x 9.5 x 3cm.

LB41000LS SEQUENCER LOGIC RANDOM SEQUENCER, WITH TWO SPEED CONTROLS OFFERING A WIDE RANGE OF EFFECTS.

4 channels, 1000w each. CMOS circuitry. Zero voltage fired.

LB31000LD



20 x 7.8 x 3.5

LB41000LS
£17.50

20 x 9.2 x 3.5cm.

LB31000LD and 11000LD DIMMERS. FULL POWER 3 & SINGLE CHANNEL LIGHTING DIMMERS FOR USE IN CLUBS/PUBS/THEATRES/SCHOOLS, ETC.

1000w per channel. Fully fused phase controlled. Full input and individual Triac filters.

LB31000LD £14.70 LB11000LD £6.70

NEW! LBAC01

3 channel active crossover module with 18dB boost control, to lift Bass mid or treble bands. Available with cross-over frequencies of 200 or 300 and 2k or 3kHz (please specify) — £17.90

LBPSU1 + 15V supply for LBAC01 — £6.20

ROPELIGHTS NOW AVAILABLE! 8 metres in length Red/blue/green/yellow. R.R.P. £45 + 6.75 VAT.

Complete control units with forward/reverse and automatic options from 2/sec to 2/min. R.R.P. £69 + 10.35 VAT.

POWER SUPPLIES

Four types of powerful supply units for our power amps. Consisting of a varnish-impregnated mains transformer and rectifier board (fuse protected)

LBRLD1

Relay delayed speaker connecting device, placed between Amp & Spk.
£5.70

LB250PS

£24.50
LB150PS £18.00
LB100PS £14.70
LB25PS £11.20

POWER AMPS. 250, 150, 100 & 25W RMS. RUGGED TOUGH DEALING POWER AMP MODULES.

Full spec available in our catalogue.

LB250	LB150	LB100	LB25
10Hz TO 25KHz S/N 110dB THD 0.1% 0.5v SENS	10Hz TO 25KHz S/N 110dB THD 0.1% 0.5v SENS	10Hz TO 25KHz S/N 110dB THD 0.1% 0.5v SENS	20Hz TO 60KHz S/N 94dB THD 0.07% 0.5v SENS
£39.50	£26.50	£18.20	£11.20

PREAMPS

LBPA3. Complete stereo disco preamp system. Comprising of L&R deck mixers, mic mixer, deck and mic tone stages, mic auto fade over decks, PFL output drivers and its own regulators.

LBPA2. General purpose 4 chan. mixer/ tone stage.

LBPA1. Stereo HI-Fi System

LBPA1 £19.50
LBPA2 £17.20

LBPA3-C (ceramic deck inputs) £30.70
LBPA3-M (magnetic deck inputs) £30.70

LBPA3-M 20.4 x 9.5cm.

LB250PS



MONITORS MONITORS MONITORS



Uncased from 3" to 12"
Cased from 5" to 20"

Semi professional or professional available from stock.

Monitor PCB's including Transformers and Tubes also in stock.

Phone or write for details.

CROFTON ELECTRONICS

Crofton Electronics Limited
35 Grosvenor Road, Twickenham, Middx.
Tel: 01 891 1513

YOU REQUIRE A BOARD THAT'S MIGHTY COMPETITIVE, RELIABLE, MANUFACTURED FROM THE HIGHEST QUALITY COMPONENTS, OF HIGH PERFORMANCE, TESTED AND INSPECTED, SUPPLIED WITH CONNECTION AND CCT, DGM AND GUARANTEED. IN TWO LETTERS YOU REQUIRE L & B.

All prices shown are inclusive of VAT (15%)
P/packing 50p in the UK except power supplies (£1.00)
Trade and Overseas inquiries welcome.
For your FREE catalogue send a 12p stamp to:

L & B 45 WORTLEY ROAD
WEST CROYDON
SURREY CR0 3BE
ELECTRONIC (PE) TEL: 01-689 4138



When replying to Classified Advertisements please ensure:

- That you have clearly stated your requirements.
- That you have enclosed the right remittance.
- That your name and address is written in block capitals, and
- That your letter is correctly addressed to the advertiser.

This will assist advertisers in processing and despatching orders with the minimum of delay.

RECEIVERS AND COMPONENTS

100. ASSORTED COMPONENTS 115p. 100. assorted resistors 60p. 100. assorted capacitors 150p. 50. reed switches 200p. 10. mains neons 50p. 10. Micro Switches 150p. Add 25p P&P. **DURRANTS**, 9 St. Mary's Street, Shrewsbury, Salop.

RESISTORS 3/4p. Capacitors 1p. Computer Boards from 40p + Knobs, switches, chokes, etc., SAE List: J. Graves, 17 St. Albans Road, Leicester.

TURN YOUR SURPLUS Capacitors, transistors, etc., into cash. Contact **COLES-HARDING CO.**, 103 South Brink, Wisbech, Cambs. 0945-4188. Immediate settlement.

BRAND NEW COMPONENTS BY RETURN

Electrolytic Capacitors 15V, 25V, 50V.
 0.47, 1.0, 2.2, 4.7 & 10 Mfd. — 5p.
 22 & 47 — 5p. (50 — 6p). 100 — 7p. (150V — 8p).
 220 — 8p. (50V — 10p). 470 — 11p. (40V — 18p).
 1000/15V — 15p. 1000/25V — 18p. 1000/40V — 35p.
Subminiature bead Tantalum electrolytics. 14p.
 0.1, 0.22, 0.47, 1.0 & 35V, 4.7 & 6.3V — 14p.
 2.2/35V, 4.7/25V — 15p. 10/25V, 15/16V — 20p.
 22/16V, 33/10V, 47/8V, 68/3V & 100/3V — 30p.
 15/25V, 22/25V, 47/10V — 35p. 47/16V — 30p.
Subminiature Ceramic Caps. E12 Series 100V.
 2% 10 pf. to 47 pf. — 3p. 56 pf. to 330 pf. — 4p.
 10% 390 pf. to 4700 pf. — 4p.
Vertical Mounting Ceramic Plate Caps. 50V.
 E12 22 pf. to 1000 pf. E6 1500 pf. to 47000 pf. — 2p.
Polystyrene E12 Series 63V. Horizontal Mntg.
 10 pf. to 820 pf. — 3p. 1000 pf. to 10,000 pf. — 4p.
Miniature Polyester 250V Vert. Mtg. E6 Series.
 .01 to .068 — 4p. .1 — 5p. 15, 22 — 8p. .33, .47 — 10p.
 .68 — 12p. 1.0 — 15p. 1.5 — 22p. 2.2 — 24p.
Mylar (Polyester) Film 100V. Vertical Mounting.
 .001, .0022, .0047 — 3p. .01, .022 — 4p. .04, .05, 0.1 — 5p.
Miniature Film Resistors Highaltab. E12 Ser. 5%.
 0.125W mixed carbon/metal 100 to 1MΩ — 1p.
 0.25W Carbon 10 to 10MΩ (10% over 1MΩ) — 1p.
 (E24 Series av. in 1/4W C. Film 10 to 5MΩ).
 0.25W, 0.5W & 1.0W Metal Film 100 to 2MΩ — 2p.
 1N4148 — 2p. 1N4002 — 4p. 1N4006 — 6p. 1N4007 — 7p.
 BC107/8/9, BC147/8/9, BC157/8/9, BF194 & 7 — 10p.
 8 Pin Ic's. 741 Op. amp. — 18p. 555 Timer — 24p.
 DII Holders 8 pin — 9p. 14 pin — 12p. 16 pin — 14p.
 LED's. 3 & 5mm. Red — 10p. Green & Yellow — 14p.
 Grommets for 3mm. — 1 1/2p. 2 pce. holders 5mm. — 2 1/2p.
 20mm. Q.B. Fuses. 15, 25, 5, 1, 2, 3 & 5A — 5p.
 20mm. Anti Surge 100mA. to 5.0A — 8p.
 20mm. Fuseholders 3p. or Chassis Mtg. — 6p.
 Solid A1. knobs 15mm. — 25p. P.C.M. — 35p. 30mm. — 60p.
 400mW Zener diodes E24 series 2V7 to 33V — 8p.

Prices VAT Inclusive Post 15p. (Free over £5.00).

THE C. R. SUPPLY CO.

127, Chesterfield Rd., Sheffield S80RN.

100 DIODES 85p. 50 Transistors 95p. 10 I.C.s 75p. All mixed. Post Paid. Lists 15p. Sole Electronics, (P.E.) 37 Stanley Street, Ormskirk, Lancs. L39 2DH.

BOURNEMOUTH/POOLE. Electronic Components for the Hobbyist, and FRIENDLY Service. Why not pay us a visit. H & H Teletrics Ltd., 353 Ashley Rd., Parkstone. 742643.

TUNBRIDGE WELLS COMPONENTS. Ballards, 108 Camden Road, Tunbridge Wells. Phone 31803. No Lists. Enquiries S.A.E.

T & J ELECTRONICS COMPONENTS — Quality Components — Sensible Prices. Same day Service. Send 30p in stamps for our full lists. 98 Burrow Road, Chigwell, Essex. IG7 4HB.

SMALL ADS

The prepaid rate for classified advertisements is 24 pence per word (minimum 12 words), box number 60p extra. Semi-display setting £8.00 per single column centimetre (minimum 2.5 cms). All cheques, postal orders etc., to be made payable to Practical Electronics and crossed "Lloyds Bank Ltd". Treasury notes should always be sent registered post. Advertisements, together with remittance, should be sent to the Classified Advertisement Manager, Practical Electronics, Room 2337, IPC Magazines Limited, King's Reach Tower, Stamford St., London, SE1 9LS. (Telephone 01-261 5846).

FOR SALE

FOR SALE. 200 Accuron unused but faulty hand calculators. 70p each. or £100 lot. S & M Myers Ltd., 100/106 Mackenzie Road, N7. 609-0091.

"OSCILLOSCOPE" — Scopex 10MHz, 2 Beam Mint. £250 new, accept around £170. Stevenage (0438) 724093.

NEW BACK ISSUES of "Practical Electronics" available 80p each Post Free. Open P.O./Cheque returned if not in stock — **BELL'S TELEVISION SERVICES**, 190 Kings Road, Harrogate, N. Yorks. Tel: (0423) 55885.

MK14 MICROCOMPUTER with Power Unit, and owners Manual. £40. Tony Lawson 01-806 5616.

COMPUKIT SOFTWARE: Startrek, Zombie, Life, Digiclock (HMS), Anti-Aircraft, Computer Torpedo-boat*, X-wing fighter*, Hangman. All use excellent Graphic Displays. (*Fast real-time.) 5k required. £3.00 each. K. A. Spencer, 33 Alpine Gardens, Bath, BA1 5PD.

PRACTICAL ELECTRONICS 1964 to 1975 inclusive in binders. Offers to Box No. 83.

FOR SALE. Acorn 650z scarcely used. Power Supply not home made. £60.00. 021-353 7726.

MAGS PE from 69-75, WW 69-74, PW 70-75, EE 71-77, introduction to microcomputers Volume 2, Volume 3. Offers. Tel: Esher 63930 (Evenings).

SOPHISTICATED CUSTOM PA £850, PE Stereo Recorder £60. Stereo Cartridge £25. Work required. Tel. 01-540 0852.

SCOPEX 4D10A Dual Channel scope, 10 MV/CM sensitivity, Z MOD, manual, mint condition £165. MK14, extra R.A.M. RAM. 1/0, keyboard, large display with 1/0 port monitor, documentation £65. Pip Wilson. 01-735 5221 Days, 01-690 1602 Evenings.

EDUCATIONAL

CITY & GUILDS EXAMS

Study for success with ICS. An ICS homestudy course will ensure that you pass your C. & G. exams. Special courses for: Telecoms. Technicians, Electrical Installations, Radio, TV & Electronics Technicians, Radio Amateurs. Full details from:

ICS SCHOOL OF ELECTRONICS
 Dept. W272 Intertext House, London SW8 4UJ
 Tel. 01-622 9911 (all hours)
 State if under 18

TECHNICAL TRAINING

Get the training you need to move up into a higher paid job. Take the first step now — write or phone ICS for details of ICS specialist homestudy courses on Radio, TV, Audio Eng. and Servicing, Electronics, Computers: also self-build radio kits. Full details from:

ICS SCHOOL OF ELECTRONICS
 Dept. W272 Intertext House, London SW8 4UJ
 Tel. 01-622 9911 (all hours)
 State if under 18

COLOUR TV SERVICING

Learn the techniques of servicing Colour TV sets through new homestudy course approved by leading manufacturers. Covers principles, practice and alignment with numerous illustrations and diagrams. Other courses for radio and audio servicing. Full details from:

ICS SCHOOL OF ELECTRONICS
 Dept. W272 Intertext House, London SW8 4UJ
 Tel. 01-622 9911 (all hours)
 State if under 18

NOTICE TO READERS

Whilst prices of goods shown in classified advertisements are correct at the time of closing for press, readers are advised to check with the advertiser to check both prices and availability of goods before ordering from non-current issues of the magazine.

TELEVISION & VIDEO SYSTEMS SERVICING

18 MONTHS full-time Diploma course to include a high percentage of practical work.

- ELECTRONIC PRINCIPLES
- MONO & COLOUR TELEVISION
- CLOSED CIRCUIT TELEVISION
- VIDEO CASSETTE RECORDING
- DIGITAL TECHNIQUES TELETXT
- COMPUTER & MICROPROCESSORS

Shortened courses for applicants with suitable electronics background.

Next session starts September 15th.

(Also available 2½ year course in Marine Electronics & Radar for employment as ships' Radio Officer.)

Prospectus from:

LONDON ELECTRONICS COLLEGE

Dept. PEA7, 20 Penywern Road, London SW5 9SU. Tel. 01-373 8721.

SITUATIONS VACANT

London Borough of Newham

EAST HAM COLLEGE OF TECHNOLOGY
 High St. South, London E6 4ER.

Principal: K. R. BISHOP, B.Sc.(Econ.) FRSA

DEPARTMENT OF ELECTRICAL & ELECTRONIC ENGINEERING

TECHNICIAN GRADE T2 required to be responsible for both the Elementary and Advanced Electronic laboratories. Relevant theoretical and practical experience in electronics essential. Ability to service Test Gear an advantage.

Salary: £4,380—£4,620 p.a. inclusive.

Application forms may be obtained by writing to the College Administrative Officer enclosing an addressed envelope. Completed forms should be returned within 14 days of the appearance of this advertisement.

Technical Operators Have you a sound future?



Between them, the BBC's four Radio networks provide excellent entertainment across a broad spectrum of tastes, but have you ever wondered what goes on behind the scenes, when a programme is broadcast? If you have, and you can demonstrate a practical interest in high quality sound reproduction - say taping your own music, hi-fi, perhaps running a disco - we'd like to hear from you. We are looking for young men and women to join us in Broadcasting House. You could be in our Control Room where all the Radio networks are routed or you could be acting as an operator for a DJ, in a studio.


You'll need to be aged 18-24, with a good general standard of education, quick to learn, and adaptable.

We'll give you 3 months initial training at our residential centre at Wood Norton, Evesham - after that on the job training is a continuous process for the next three years or so. Your work will be varied, being responsible for programme continuity, covering technical quality, balance and volume control, routing, and switching programmes.

Starting salary is £4080 per annum (currently under review) increasing with experience. We'll also pay you substantial allowances for the shift work involved.

So if your present job doesn't have the future you want, or you are leaving school this year, write to **Bob Neal, Engineering Recruitment, Broadcasting House, London W1A 1AA.**

BBC



The flying brain. We need your brain to keep it flying.

No wonder we see our technician apprentices as the elite of the engineering trades.

When the swing-wing, multi-role Tornado comes into service, it'll be qualified apprentices who'll be vital to the whole life support system that will work on the ground to keep it flying.

And the Tornado doesn't have that 'flying brain' nickname for nothing.

Some of the most advanced technology in the world has gone into its design.

The complexity of its propulsion and air-frame systems reflects the changing face of aircraft engineering. Its advanced avionics opens up new skills in electronics.

There's even a diagnostic computer on the flightline to help the technical team keep the Tornado at peak

performance.

And if you take up an RAF Apprenticeship now, you could be a key man in that technical team soon after you qualify.

To apply for an RAF Apprenticeship you need to be 16-18½ (or, exceptionally, up to 21.)

You can apply if you're expecting to get at least 4 GCE 'O' levels at Grade C or over, including Maths and a specified science or technical subject. Or if you already have these 'O' levels, or acceptable equivalent qualifications.

You'll get a Technician Education Council award, and you'll qualify two years faster than you would in the average industrial apprenticeship.

And we'll give you management training in your third year to open up even greater opportunities—including

the chance of a commission.

To find out more, call in at your local RAF Careers Information Office—the address is in the phone book. Or cut out the coupon.

In a few years time you could be the mastermind behind the flying brain.

RAF Apprentices.

To: RAF Careers PE 881, London Road, Stanmore, Middx. HA7 4PZ.

Please send me details

Name _____

Address _____

Date of Birth _____

Formal application must be made in the U.K.

Train for a trade. Ⓞ

UMIST ELECTRONICS TECHNICIAN

REF: MAU/50/FJ An electronics technician is required in the Microelectronics Applications Unit. The main duties will be assisting in the construction of electronic equipment for instructional and project development in the field of microelectronics and microprocessors, and the servicing of laboratory instruments. Adaptability and some relevant experience is necessary, and familiarity with digital circuitry would be an advantage. Candidates should preferably hold ONC, OND or equivalent qualifications, and must be at least 24 years of age.

Commencing salary appropriate to age and experience within the scale £4257-£4974 per annum.

Requests for application forms, quoting the above reference should be sent to the

Establishment Section,
Registrar's Department, UMIST,
PO Box 88, Manchester, M60 1QD.

As soon as possible after the appearance of this advertisement.

WHETHER sea-going or shore-based, an exciting life awaits you as a Marine Radio Officer. Full details from The Principal, Barking College of Technology, Dagenham Road, Romford, RM7 0XU. (Telephone Romford 66841).

BOOKS AND PUBLICATIONS

ANY REQUESTED SERVICE SHEET £1 + Large S.A.E. Full repair data any named TV £5.50 (with circuits, layouts etc. £7). SAE brings newsletter, bargain offers, etc. AUSPEL, 76 Church St, Larkhall, Lanarks ML9 1HE.

BOOKS, BOOKS, BOOKS. - Large Range of Electronics relays, LED Indicators for all Serial I/O. D/A and single notes on MK14 75p. Rayner, 'Kismet', High Street, Colnbrook, Bucks.

INTRODUCTION TO MICROPROCESSORS AND Computing (Starter book) £2.30. Send SAE for descriptive list of micro, electronic IC project books and solderless breadboard. EDUCATIONAL DATA AND TECHNICAL SERVICES, 59 Station Road, Cogenhoe, Northampton NN7 1LU.

SERVICE SHEETS

BELL'S TELEVISION SERVICES for Service Sheets on Radio, Tv, etc £1.00 plus S.A.E. Colour TV Service Manuals on request. S.A.E. with enquiries to B.T.S. 190 Kings Road, Harrogate, N. Yorkshire, Tel: (0423) 55885.

SERVICE SHEETS from 50p and S.A.E. Catalogue 25p and S.A.E. Hamilton Radio, 47 Bohemia Road, St. Leonards, Sussex.

MISCELLANEOUS

PRACTICAL ELECTRONICS P.C.B.'s

Professional quality glassfibre, Fry's roller tinned and drilled.

Feb 80 Dynamic noise limiter EG276 £1.98. Pso, EG274

83p. Set of two £2.60.

Feb 80 Electrostat EG257 £1.73.

Mar 80 Audio isolator EG286 96p.

Frequency meter EG290 £3.43.

Enlarger timer EP295 £8.48.

Apr 80 Frequency meter prescaler EA96 58p.

Two wire train controller EP320 £2.93.

May 80 Two wire train controller EP326 £3.02.

EP328/30 £1.20.

Dynamic Semiconductor tester EG311/2 £1.83.

For full list and current pcb's please send SAE. Pcb's also produced to customers own masters. Trade enquiries welcome. Please write for quote. CWO Please. Postage. - Please add 30p postage and packing to complete order.

PROTO DESIGN

14 Downham Road, Ramsden Heath
Billericay, Essex CM11 1PU
Telephone 0268-710722

UK 101 SOFTWARE ON TAPE From the guy who wrote "Le Passe-Temps" (see P.E. May) GAMES PROGRAMS @ £1.50: Noughts and Crosses, Blackjack, King Albert Skillful Card (Patience), Dambusters, Codebreaker (as Mastermind), Battleships, Le Passe-Temps, Hangman, Lunar Lander, Armless Bandit, Nim, Solitaire, Life, Hexapawn, Awari, Roulette, Craps. FOR THE YOUNGSTERS: Number games, Snap etc., Rock-Scissors-Paper etc., Word Games. (Any three for £4. Additional programs £1 each). 8K programs @ £2.50: Steeplechase, Stockmarket, Stud Poker. OTHER PROGRAMS UK 101 £1 each). Programming in basic £6. Probability theory tutor £2.50. Maths puzzles £2.50. Also available for the superbboard (please state) S.A.E. for latest additions to Mr. A. Knight, 28, Simonside Walk, Ormesby, Middlesborough, Cleveland. Tel. M'Bro. 321266. (POST + VAT INCL. PRICES).

RYDER ORGAN SYSTEM



The W.W. classical design for full-size keyboards, including couplers. Expanded range of units now includes chorus, vibrato, combination stop-control.

Data, p.c. boards, from:

HIYKON LTD. (P).

Woodside Croft, Ladybridge Lane,
Bolton BL1 5ED.

FREE 1980 AMTRON CATALOGUE with new range of kits and equipment cabinets. Send S.A.E. AMTRON UK LTD., 7 Hughenden Road, Hastings, Sussex TN34 3TG. Tel. Hastings 436004.

THE SCIENTIFIC WIRE COMPANY PO Box 30, London E.4

ENAMELLED COPPER WIRE

SWG	1lb	8oz	4oz	2oz
8 to 29	2.76	1.50	0.80	0.60
30 to 34	3.20	1.80	0.90	0.70
35 to 40	3.40	2.00	1.10	0.80
41 to 43	4.75	2.60	2.00	1.42
47	8.37	5.32	3.19	2.50
48 to 49	15.96	9.58	6.38	3.69

SILVER PLATED COPPER WIRE

14 to 30	6.50	3.75	2.20	1.40
----------	------	------	------	------

TINNED COPPER WIRE

14 to 30	3.85	2.36	1.34	0.90
----------	------	------	------	------

Prices include P&P, VAT and wire Data.
SAE for list. Dealer enquiries welcome.

Reg office 22 Coningsby Gardens.

MK14 CORNER. Interface Board, includes flag-driven mains relays. LED Indicators for all Serial I/O. D/A and single step chips, and prototype area; also suitable for other Microcomputers; PCB and circuit £3.95. Replace calculator display with 1" FND 500's; PCB, filter, instructions £1.95. Ready Built replacement Keyboard £11. Useful notes on MK14 75p. Rayner, 'Kismet' High Street, Colnbrook, Bucks.

Readily available Hardware and Accessories for Home Constructors, Dev Engineers, Modelmakers. Selected range of quality components, Drawing materials for p.c. boards, Reliable resist coated epoxy glass laminate, no unusual chemicals. Printed circuit boards, top quality to personal designs, prompt service. Photography for p.c.b. Solid tungsten carbide drills.

All immediately available.
Catalogue 15p stamps please to:

RAMAR CONSTRUCTOR SERVICES,
Masons Rd. Stratford on Avon
Warwks. CV37 9NF 0789-4879

UK 101 SOFTWARE. Try our original programmes (on cassette) GRAPHIC PAINT BRUSH-GRAPHIC PLOTTER etc. Working programmes that will give you ideas of your own. S.A.E. M & B SERVICES, 182a, High Street, Margate, Kent.

MAKE YOUR OWN PRINTED CIRCUITS

Etch Resist Transfers - Starter pack (5 sheets, lines, pads, I.C. pads) £1.60. Large range of single sheets in stock at 34p per sheet.

Master Positive Transparencies from P.C. layouts in magazines by simple photographic process. Full instructions supplied. 2 sheets (20 x 25cm) negative paper and 2 sheets (18 x 24cm) positive film £1.80. Drafting film (30 x 21cm) 22p per sheet.

17p stamp for lists and information. P&P 30p/order

P.K.G. ELECTRONICS
OAK LODGE, TANSLEY, DERBYSHIRE

PRINTED CIRCUIT BOARDS. Glass fibre tinned & drilled to customers specifications, £12p per sq ins. Plus 30p post. Art Work designs undertaken. R. D. ELECTRONICS, 12 Whiteoaks Road, Cadby, Leicester. 0553-716273.

PRINTED CIRCUITS. Make your own simply, cheaply and quickly! Golden Fotolak Light Sensitive Lacquer - now greatly improved and very much faster. Aerosol cans with full instructions. £2.25. Developer 35p. Ferric Chloride 55p. Clear Acetate sheet for master 14p. Copper-clad Fibre-glass Board approx. 1mm thick £1.70 sq. ft. Post/Packing 60p. WHITE HOUSE ELECTRONICS, P.O. Box 19, Castle Drive, Penzance, Cornwall.

BURGLARS

Safeguard your home, shop etc. from burglars and vandals with the best D.I.Y. equipment available. Send S.A.E. for comprehensive price list, or £6, for one of our fully weather-proofed steel Bell/Boxes the professionals use.

Lawrence, 61a New Road, Chippenham, Wiltshire.
"Don't buy in Kits, buy in bits".

ULTRASONIC TRANSDUCERS. £2.85 per pair + 25p P. & P. Dataplus Developments, 81 Cholmeley Road, Reading, Berks.

GUITAR/PA/ MUSIC AMPLIFIERS

100 watt superb treble bass, overdrive, 12 months guarantee. Unbeatable at £48, 60 watt £39; 200 watt £85; 100 watt twin channel sep. treble/bass per channel £58; 60 watt £50; 200 watt £72; 100 watt four channel sep. treble/bass per channel £75; 200 watt £98; slaves 100 watt £34; 200 watt £50; fuzz boxes, great sound £10.00; bass fuzz £10.90; overdrive fuz with treble and bass boosters £20.00; 100 watt combo superb sound overdrive, sturdy construction, castors, unbeatable £98; twin channel £105; bass combo £105; speakers 15in. 100 watt £38; 12in. 100 watt £23; 60 watt £16; microphone Shure Unidyne B £26.

Send cheque or P.O. to:

WILLIAMSON AMPLIFICATION
62 Thorncliffe Avenue, Dukinfield, Cheshire.
Tel: 061-308 2064

SUPERB INSTRUMENT CASES BY BAZELLI, manufactured from P.V.C. Faced steel. Hundreds of people and industrial users are choosing the cases they require from our vast range. Competitive prices start at a Low £1.05. Chassis punching facilities at very competitive prices, 400 models to choose from. Suppliers only to Industry & The Trade. BAZELLI (Dept. No. 23), St. Wilfrids, Foundry Lane, Halton, Lancaster, LA1 6LT.

ENAMELLED COPPER WIRE

SWG	1 lb	1/2 lb	1/4 lb
10-19	2.95	1.70	0.85
20-29	3.05	1.75	0.95
30-34	3.45	1.90	1.00
35-39	3.75	2.10	1.15
40-43	4.95	2.75	2.15
44-46	5.90	3.50	2.40

FREE WIRE TABLES WITH EACH ORDER.

INDUSTRIAL SUPPLIES,
102 Parrswood Road, Withington,
Manchester 20.
Prices include P & P in UK.

ELECTRONIC IGNITION. Manufacturers surplus P.C.Brds, tested £2.75 each. Phone (01) 643 6111 A After 6pm.

DOLA SOFTWARE

UK 101 and ACORN programs

Subroutine library in Basic and Machine code for UK 101, Graphics and original games. Programs for Morse Code, Music and Teletype interface for Acorn. General hardware interfacing. S.A.E. for list.

117, Blenheim Road, Deal, Kent.

UK 101 BASIC RENUMBERING PROGRAMME tape, listing and data for £4. Send cheque to: P. J. Barden, 517 Becontree Ave., Dagenham, Essex.

TIME WRONG?

MSF CLOCK is ALWAYS CORRECT - never gains or loses, self setting at switch-on, 8 digits show DATE, HOURS, MINUTES and SECONDS, larger digit Hours and Minutes for easy QUICK-GLANCE time, auto GMT/BST and leap year, also second-in-a-month STOP CLOCK and parallel BCD output - for your computer, alarm etc, ideal for navigation, synchronising events, astronomy etc, receives Flubby time signals, 1000km range, now get ABSOLUTE TIME, £48.80.

60KHZ RUGBY RECEIVER, in MSF Clock, serial data output, built-in antenna, £13.70.

V.L.F. 7 EXPLORE 10-150KHz, Receiver £10.70.

Each fun-to-build kit includes all parts, printed circuit, case, postage etc, money back assurance so SEND OFF NOW.

CAMBRIDGE KITS

45 (FG) Old School Lane, Milton, Cambridge.

SEEN MY CAT? 5000 Odds and ends. Mechanical. Electrical. Cat free. Whiston Dept. PRE, New Mills, Stockport.

CENTURION ALARMS COMPLETE D.I.Y. ALARM SYSTEMS



Plus Individual Burglar Alarm Equipment at Unbeatable Value.
No Minimum Order.
Pressure Mats from **ONLY £1.99 inc. VAT & Lots. Lots more!**
Send SAE for Free List to Dept PE, Centurion Alarms & Electronic Sales, 285 Wakefield Road, Muddersfield, W. Yorks HD5 9BE. Telephone 0484-35527.

HELIPHONIC MUSIC: latest supersound electronic techniques. Technical data: £1 plus SAE 7x10". Paralab, Down-ton, Wilts.

UK101. 4 Novel Games on Cassette; Blockade, escape, space war and fighter pilot. A mere £6 from David Poole, LTP, Cavendish Labs, Cambridge University, Madingley Road, Cambridge.

P.C. BOARDS FOR INDUSTRY 'and' THE AMATEUR

- One off or production runs
- Assembly of P.C.Bs or kits
- Expert hand soldering
- Design service if required
- Artwork & Photography

SEAHORSE ELECTRONICS LTD.
Unit 2 Picow Farm Road
Service Industry Estate,
Runcorn, Cheshire.
(09285) 75950

BURGLAR ALARM EQUIPMENT. Latest Discount Catalogue out now! Phone C.W.A.S. Alarm 0274 682674.

Cabinet and Flightcase Fittings

Fretcloths, Coverings, Handles, Castors etc., Jacks and Sockets, Cannons, Bulgins, Reverb Trays, Emilar Compression Drivers, AKG Mics, Celestion Speakers, ASS, Glassfibre Horns.

Send 30p in stamps for illustrated catalogues to:-

ADAM HALL (P. E. SUPPLIES)

Unit 3, Granger Road,
Southend-on-Sea, Essex.

TV TO SCOPE CONVERTER. Simply plugs into TV aerial socket to convert to large screen oscilloscope. (Components cost approx £12). Circuit & Plans £3. KERR, 27 Coles Road, Milton, Cambridge, CB4 4BL.

DIGITAL WATCH BATTERY REPLACEMENT KIT



These watches all require battery (power cell) replacement at regular intervals. This kit provides the means. We supply eyeglass, non-magnetic tweezers, watch screwdriver, case knife and screwback case opener, also one doz. assort. push pieces, full instructions and battery identification chart. We then supply replacement batteries—you fit them. Begin now. Send **£9.00** for complete kit and get into a fast growing business. Prompt despatch.

BOLSTER INSTRUMENT CO.
(PE14)

11 Percy Avenue, Ashford, Middx. TW15 2PB.

CLEARING LABORATORY: scopes, generators, P.S.U.'s, bridges, analysers, meters, recorders, etc. 0403-76236.

ELECTRONIC COMPONENTS & ACCESSORIES: We offer you a first class service at the right price, all orders processed the same day. Send now for 1980 catalogue 30p refundable on first order over £1.00 or return catalogue within 10 days for a full refund to: **LIGHTNING ELECTRONIC COMPONENTS (PE)** Freepost, Tamworth, Staffs. B77 1BR.

NEW IC ULTRASONIC ALARM KITS

Single Unit construction - screw connections. 240V operation with battery back-up option. 15-foot detection range internally preset. Delay on leaving and entry, invalid movement delay, self-cancelling alarm, approx 2 mins. KITS INC. F/G PCB, A8S BOX, HARDWARE ALL COMPS. 240V UA/S (Piezo drive output) £18.95. 240V UA/R (relay output contacts) £19.65. Piezo Sounder 12V 18mA 105db 1 mtr. £8.20. Built and tested units KIT price → £7.00. All prices inclusive - CWO - UK mail order.

G.J.D. ELECTRONICS, 105 Harper Fold Road
Radcliffe, Manchester, M26 0RQ

UK101 SOFTWARE. General Subroutines, Graphics, Digital Clock, etc. S.A.E. for List. 117 Blenheim Road, Deal, Kent.

ACORN SOFTWARE. Monitor Commentary, Frequency Counter, etc. S.A.E. for list. 117 Blenheim Road, Deal, Kent.

PLEASE MENTION PRACTICAL ELECTRONICS

When
replying

to
Advertisements

J. BIRKETT

(Partners: J. H. Birkett, J. L. Birkett)

Radio Component Suppliers

25 The Strait, Lincoln. LN2 1JF

10 WATT STUD MOUNTING ZENERS 4.7, 6.8, 7.5, 8.2, 12, 15, 18, 20, 24, 27, 30, 33, 36, 39, 43, 47, 51, 62, 68, 75, 82, 91, 100, 120, 130, 150, 180, 200, Volt All at 50p each.
5 WATT PLASTIC ZENER DIODES Wire Ended 3.6, 4.3, 5.6, 6, 6.2, 7.5, 8.2, 9, 10, 11, 13, 14, 15, 16, 17, 18, 19, 20, 22, 27, 36, 39, 40, 47, 51, 56, 60, 62, 68, 87 Volt All at 30p each.
1 WATT ZENERS 3.6, 5.6, 6.8, 8.2, 9.1, 11, 12, 13, 15, 16, 20, 22, 27, 30, 36, 56, 62, 91, 110, 120, 130, 150, 160, 180, 200 Volt. All at 15p each.
LM 7542 DUAL CORE MEMORY SENSE AMPLIFIER at 50p.
P4001 • 50p, N8223B • 50p, AM931159C • £1.50, C1702A • £3.50, MC 846 • 30p, IM5600CP • £1, MC 2007F • 50p, 2516N • £1.15, SN15836 • 30p, SN15848 • 30p, 4102 • £1.50, N8875A • 50p, SN74154 • 60p, AM250559C • £2, 6300DJ • 50p, 5603C • £1.15, MC1414 • 60p.
MIDGET 6 To 12 VOLT SINGLE POLE CHANGE OVER RELAY 5 amp Contacts • 60p.
SUB-MINIATURE SPDO TOGGLE SWITCHES • 50p each.
BECKMAN 3 DIGIT 7 SEGMENT GAS DISCHARGE ORANGE DISPLAYS Type SP 353 • £1.95.
9 VOLT ITRON 9 DIGIT SEVEN SEGMENT DISPLAY Type FG 95A • £1.80.
SPECIAL 5 NPN DARLINGTON PAIRS in 14 PIN DIL Package HFE 5000 10 volt 500mA with connections • 50p.
PAPER CAPACITORS 10uf 370 Volt A.C.W. 5 1/2 x 2 1/2 x 1 1/2" • £1.50.
STUD MOUNTING DIODES 100 PIV 10 Amp • 15p, 100 PIV 30 Amp • 25p.
50. BC 107-8-9 TRANSISTORS Assorted untested • 60p.
50. MULLARD C280 CAPACITORS assorted for 60p.
10 ASSORTED PUSH BUTTON ASSEMBLIES less knobs • £1.30.
THYRISTORS (S.C.R's) 10 Amp Type 100 PIV • 28p, 400 PIV • 65p, 800 PIV • 65p.
MINIATURE TRANSISTOR TRANSFORMERS Input Types Impedance Ratio, 100K To 1K • 35p, Ratio 150K To 1K • 35p, Ratio 20K To 1K • 35p, Driver Type 10K To 2K • 35p, Output types 250mW 1.2K To 8 ohm • 35p, 250mW 500 ohm To 8 ohm • 35p, 500mW 400 ohm To 8 ohm • 35p.
WIRE ENDED RF CHOKES 30 uH at 25 for 50p.
OP-TO ISOLATORS 1L-74 with data at 50p.
CLOSE TOLERANCE CAPACITORS 1288pf, 1670pf, 5979pf, 19669pf All 1% 125v.w., at 5p each, .01uf 2%, .1uf 2% • 8p, .1uf 1% at 12p.
VALVE HOLDERS b7G, b9A Both 10p, Ceramic 89D • 15p.
QUAD COMPARATOR LM 339 with data • 50p, OP-AMPS MC 1439G • 3 for £1.
50. OC 71 TRANSISTORS untested for 75p.
20 PHOTO TRANSISTORS AND DARLINGTONS assorted Untested • £1.
NKT 274 or NKT 214 TRANSISTORS PNP • 10p, 6 for 50p.
TTL I.C.'s 7400, 7410, 74L00, 7453, 7430 All • 6 for 50p.
MINIATURE MULTI-TURN 5K LIN POTENTIOMETER at 30p.
MINIATURE SINGLE TURN POTENTIOMETERS Short Spindle 250K Lin 1 Meg Lin Both 4 for 50p.
MAINS TRANSFORMERS 240 Volt Input, 24 Volt Tapped at 14 volt 1 amp • £1.30 (P&P 25p), Type 2. 30-0-30 Volt 500mA • £1.30 (P&P 25p).
WIRE POTENTIOMETERS 2 watts 2K, 5K, 10K, 4 watt 100K All 30p each.

Please add 20p for post and packing on U.K. orders under £2.
Overseas postage orders at cost.

BUILD A SYNTHESISER!

NO SPECIAL SKILLS REQUIRED



Using **Dewtron** (Reg'd)
PROFESSIONAL MODULES

Over 20 different electronic modules to select what YOU want to build a synthesiser; simple or complex. Start simple and add to it as you can afford. The long-popular, well-tried range of Dewtron synthesiser and other effects modules and "MISTER BASSMAN" base pedal accompaniment unit.

Send 35p for Musical Miracles Catalogue NOW!

D.E.W. LTD.

254 RINGWOOD ROAD, FERNDOWN, DORSET BH22 9AR

MAIL ORDER ADVERTISING

British Code of Advertising Practice

Advertisements in this publication are required to conform to the British Code of Advertising Practice. In respect of mail order advertisements where money is paid in advance, the code requires advertisers to fulfil orders within 28 days, unless a longer delivery period is stated. Where goods are returned undamaged within seven days, the purchaser's money must be refunded. Please retain proof of postage/despatch, as this may be needed.

Mail Order Protection Scheme

If you order goods from Mail Order advertisements in this magazine and pay by post in advance of delivery, PRACTICAL ELECTRONICS will consider you for compensation if the Advertiser should become insolvent or bankrupt, provided:

- (1) You have not received the goods or had your money returned; and
- (2) You write to the Publisher of PRACTICAL ELECTRONICS summarising the situation not earlier than 28 days from the day you sent your order and not later than two months from that day.

Please do not wait until the last moment to inform us. When you write, we will tell you how to make your claim and what evidence of payment is required.

We guarantee to meet claims from readers made in accordance with the above procedure as soon as possible after the Advertiser has been declared bankrupt or insolvent.

This guarantee covers only advance payment sent in direct response to an advertisement in this magazine not, for example, payment made in response to catalogues etc, received as a result of answering such advertisements. Classified advertisements are excluded.

Codespeed Electronics

P.O. BOX 23, 34 SEAFIELD ROAD,
COPNOR, PORTSMOUTH, HANTS.,
PO3 5BJ

REJECT FLUORESCENT CALCULATORS

Modern, fluorescent, 10 function calculators with memory. Most repairable but no guarantees. £2.99 each. **ALARM CLOCK I.C.** MM5316, brand new, with data £2.29 each. **POLARIZING FILTER** 0.008" thick plastic film. Any size cut, max. size 19" by 250 feet. 2p per square inch. **DIGITAL MULTIMETER CHIP** MM5330 I.C. to build a 4½ digit multimeter. With data £3.49 each. **WRISTWATCH LCD** supplied with polarizers and data, 99p each. **0.8" LED DISPLAY** 4 digit, common cathode, with data. £3.75 each. **LED ALARM CLOCK MODULE** with 0.7" high digits. With data £5.99 each. **10 UNTESTED LED DISPLAYS** you to test. 0.1" digits, common cathode 99p. **LED WRISTWATCH I.C.** Mostek MK5030, with data 95p each. **LED WRISTWATCH DISPLAY** type DIS501, 0.1" digits. (Matches MK5030 I.C.). With data 95p each. **NOTE** the MK5030 and DIS501 are in 'legless flatpack' style package and require some fairly fine soldering. **20 KEY CALCULATOR KEYBOARDS** 2 for 99p (not for use with NORTEK 4204 calc. chip). **REJECT LED CALCULATORS** Some repairable, but all good value for spares. £2.50 each. **MINI SLIDE SWITCHES** 2 pole change-over contacts, 15p. **PUSH BUTTON SWITCHES** spring load (momentary) with one n.o. contact 14p. **LM555 TIMER I.C.** supplied with applications booklet 23p each. **LED CALCULATOR DISPLAY** 8 digit, common cathode, multiplexed, 0.1" digits. With data 99p. **2102 MEMORIES** Static memories for the micro-processor. With data 95p. **CALCULATOR CHIP** Nortek 4204, 4 function and constant. With data 80p. **MINI REED RELAYS** 500 ohm coil, 12V d.c. One n.o. contact. 79p each. **QUALITY SUB-MINIATURE REED SWITCHES** brand new, extremely sensitive 39p each. **4" CABLE TIES** 25 tywraps for only 35p.

POST AND PACKING ADD 35p
(OVERSEAS ORDERS ADD £1)

MORE GOODIES IN OUR CATALOGUE. SEND
MEDIUM SIZED SAE FOR YOUR FREE COPY.

ADD 15% TO TOTAL COST
V.A.T. (INCLUDING POST AND PACKING).
Full SATISFACTION GUARANTEE on all items.

NEW EDITION TTL DATA BOOK FOR DESIGN ENGINEERS

by Texas Instruments Price: £8.00

WIRELESS WORLD GUIDE TO BROADCASTING STATIONS
18th ed. 1980. Price: £3.20

ELECTRONICS FAULT DIAGNOSIS
by I. R. Sinclair Price: £3.00

UNDERSTANDING SOLID STATE ELECTRONICS
by Texas Price: £4.00

ELECTRONIC GAME PROJECTS
by F. G. Rayer Price: £2.50

HANDBOOK OF SIMPLIFIED SOLID STATE CIRCUIT DESIGN
by J. D. Lenk Price: £6.20

A PRACTICAL INTRODUCTION TO ELECTRONIC CIRCUITS
by M. H. Jones Price: £5.00

BASIC FOR HOME COMPUTERS A SELF TEACHING GUIDE
by B. Albrecht Price: £5.90

PRACTICAL HI-FI SOUND THE COMPLETE GUIDE TO PERFECT LISTENING IN THE HOME
by R. Driscoll Price: £7.00

TOWERS' INTERNATIONAL TRANSISTOR SELECTOR
by T. O. Towers. 1980 ed. Price: £10.50

★ ALL PRICES INCLUDE POSTAGE ★

THE MODERN BOOK CO.

BRITAIN'S LARGEST STOCKIST
of British and American Technical Books

19-21 PRAED STREET
LONDON W2 1NP

Phone 01-402 9176

Closed Saturday 1 p.m.

INDEX TO ADVERTISERS

Acom Computers	38	E.D.A.	10	Phonosonics	6, 7
Adam Hall (P.E. Supplies)	94	Electrovalue	80	PKG Electronics	93
Aitken Bros	16	Fladar	4	Progressive Radio	82
Barrie Electronics	76	G.J.D.	94	Proto Design	93
BBC	91	G.M.T.		Radio Component Specialists	8
Bib Hi-Fi Accessories	16	Heathkit	10	Radio & T.V. Components	9
Bi-Pak	26	Hiyon Ltd.	93	R.A.F.	92
Birkett J.	94	Home Radio	86	Ramar Constructor Services	93
Bolster Instruments Co.	94	I.C.S. Intertext	7, 90	Saxon Entertainments	14, 87
British National Radio & Electronics School	85	I.L.P. Electronics	74, 75, 84	Science of Cambridge	78, 79
Butterworths	4	Industrial Supplies	93	Scientific Wire Co.	93
Cambridge Kits	93	Interface Components	87	Seahorse Electronics	94
Cambridge Learning	20	Jayen Developments	76	Service Trading	Cover III
Centurion Alarms & Electronics	94	Jones Electronics Supplies	84	Semi-Comp. Northern	86
Chromasonic Electronics	83	Keelmoor	77	Sentinel Supply	4
Clef Products	89	Lawrence	93	Suretron	88
CMI	14	L.B. Electronics	84	Swanley Electronics	82
Codespeed	95	L & B Electronics	89	Tandy Corporation	15
Computech Systems	76	London Borough Newham	90	Tempus	81
Computer Components (Teleplay)	Cover II	London Electronics College	90	T.K. Electronics	82
Continental Spec.	11	Maplin Electronics	Cover IV	Technomatic	96
Crofton Electronics	89	Marshall A	8	Tornel Electronics	14
C.R. Supply Co.	90	Metac	12, 13	Transam Components	62
David George Sales	20	Micro Circuits	5	T.U.A.C.	14
Davian	88	Mighty Micro	3	Umist	93
Dewtron	94	Milhill Supplies	82	Watford Electronics	2, 3
Display Electronics	84	Modern Book Co	95	West London Direct Supplies	86
Dola Software	93	Mullard	48	Wicca Electronics	80
Doram	80			Williamson Amplification	93
Dzuibas	88			Wilmslow Audio	86

74LabY TEXAS	74180 93p 74001 11p 74012 12p 7403 12p 7404 12p 74S04 90p 7405 18p 7406 32p 7407 19p 7408 19p 7409 19p 7410 15p 7411 20p 7412 20p 7413 30p 7414 30p 74C14 90p 7416 27p 7417 27p 7420 17p 7421 40p 7422 40p 7423 34p 7425 30p 7426 40p 7427 34p 7428 34p 7430 50p 7432 30p 7433 40p 7437 35p 7438 35p 7440 17p 7441 70p 7442A 60p 7443 112p 7444 112p 7446A 93p 7447A 60p 7448 60p 7449 60p 7450 17p 7451 17p 7453 17p 7454 17p 7460 17p 7470 36p 7472 30p 7473 34p 7474 24p 7475 30p 7476 150p 7478 35p 7480 50p 7481 100p 7482 84p 7483A 70p 7484 100p 7485 100p 7486 30p 7489 175p 7490A 30p 7491 80p 7492A 46p 7493A 30p 7494 84p 7495A 70p 7496 65p 7497 180p 74100 130p 74104 65p 74105 65p 74107 34p 74109 55p 74110 55p 74111 70p 74118 200p 74118 130p 74119 210p 74120 110p 74121 28p 74122 48p 74123 48p 74125 55p 74126 60p 74128 75p 74132 75p 74136 75p 74141 85p 74142 200p 74145 90p 74147 190p 74148 150p 74150 100p 74151A 70p 74152 70p 74154 100p 74156 90p 74157 90p 74159 90p 74160 100p 74161 100p 74162 100p 74163 100p 74164 100p 74165 100p 74166 100p 74167 200p 74170 240p 74172 480p 74173 120p 74174 90p 74175 85p 74176 90p 74177 90p 74178 160p	74181 160p 74182 90p 74184A 150p 74185 150p 74186 500p 74190 30p 74191 90p 74192 90p 74193 90p 74194 90p 74195 95p 74196 95p 74197 95p 74198 150p 74199 150p 74200 150p 74211 160p 74221 150p 74222 150p 74223 150p 74224 150p 74225 150p 74226 150p 74227 150p 74228 150p 74229 150p 74230 150p 74231 150p 74232 150p 74233 150p 74234 150p 74235 150p 74236 150p 74237 150p 74238 150p 74239 150p 74240 200p 74241 200p 74242 200p 74243 200p 74244 200p 74245 200p 74246 200p 74247 200p 74248 200p 74249 200p 74250 200p 74251 200p 74252 200p 74253 200p 74254 200p 74255 200p 74256 200p 74257 200p 74258 200p 74259 200p 74260 200p 74261 200p 74262 200p 74263 200p 74264 200p 74265 200p 74266 200p 74267 200p 74268 200p 74269 200p 74270 200p 74271 200p 74272 200p 74273 200p 74274 200p 74275 200p 74276 200p 74277 200p 74278 200p 74279 200p 74280 200p 74281 200p 74282 200p 74283 200p 74284 200p 74285 200p 74286 200p 74287 200p 74288 200p 74289 200p 74290 200p 74291 200p 74292 200p 74293 200p 74294 200p 74295 200p 74296 200p 74297 200p 74298 200p 74299 200p 74300 200p 74301 200p 74302 200p 74303 200p 74304 200p 74305 200p 74306 200p 74307 200p 74308 200p 74309 200p 74310 200p 74311 200p 74312 200p 74313 200p 74314 200p 74315 200p 74316 200p 74317 200p 74318 200p 74319 200p 74320 200p 74321 200p 74322 200p 74323 200p 74324 200p 74325 200p 74326 200p 74327 200p 74328 200p 74329 200p 74330 200p 74331 200p 74332 200p 74333 200p 74334 200p 74335 200p 74336 200p 74337 200p 74338 200p 74339 200p 74340 200p 74341 200p 74342 200p 74343 200p 74344 200p 74345 200p 74346 200p 74347 200p 74348 200p 74349 200p 74350 200p 74351 200p 74352 200p 74353 200p 74354 200p 74355 200p 74356 200p 74357 200p 74358 200p 74359 200p 74360 200p 74361 200p 74362 200p 74363 200p 74364 200p 74365 200p 74366 200p 74367 200p 74368 200p 74369 200p 74370 200p 74371 200p 74372 200p 74373 200p 74374 200p 74375 200p 74376 200p 74377 200p 74378 200p 74379 200p 74380 200p 74381 200p 74382 200p 74383 200p 74384 200p 74385 200p 74386 200p 74387 200p 74388 200p 74389 200p 74390 200p 74391 200p 74392 200p 74393 200p 74394 200p 74395 200p 74396 200p 74397 200p 74398 200p 74399 200p 74400 200p 74401 200p 74402 200p 74403 200p 74404 200p 74405 200p 74406 200p 74407 200p 74408 200p 74409 200p 74410 200p 74411 200p 74412 200p 74413 200p 74414 200p 74415 200p 74416 200p 74417 200p 74418 200p 74419 200p 74420 200p 74421 200p 74422 200p 74423 200p 74424 200p 74425 200p 74426 200p 74427 200p 74428 200p 74429 200p 74430 200p 74431 200p 74432 200p 74433 200p 74434 200p 74435 200p 74436 200p 74437 200p 74438 200p 74439 200p 74440 200p 74441 200p 74442 200p 74443 200p 74444 200p 74445 200p 74446 200p 74447 200p 74448 200p 74449 200p 74450 200p 74451 200p 74452 200p 74453 200p 74454 200p 74455 200p 74456 200p 74457 200p 74458 200p 74459 200p 74460 200p 74461 200p 74462 200p 74463 200p 74464 200p 74465 200p 74466 200p 74467 200p 74468 200p 74469 200p 74470 200p 74471 200p 74472 200p 74473 200p 74474 200p 74475 200p 74476 200p 74477 200p 74478 200p 74479 200p 74480 200p 74481 200p 74482 200p 74483 200p 74484 200p 74485 200p 74486 200p 74487 200p 74488 200p 74489 200p 74490 200p 74491 200p 74492 200p 74493 200p 74494 200p 74495 200p 74496 200p 74497 200p 74498 200p 74499 200p 74500 200p	4000 SERIES 4000 18p 4001 20p 4002 20p 4006 95p 4007 25p 4008 80p 4009 40p 4010 25p 4011 25p 4012 18p 4013 50p 4014 84p 4015 84p 4016 45p 4017 80p 4018 85p 4019 45p 4020 100p 4021 110p 4022 100p 4023 25p 4024 50p 4025 20p 4026 130p 4027 50p 4028 84p 4029 100p 4030 100p 4031 200p 4032 100p 4033 100p 4034 100p 4035 110p 4040 100p 4041 80p 4042 80p 4043 90p 4044 90p 4046 110p 4047 100p 4048 100p 4049 40p 4050 49p 4051 80p 4052 80p 4053 80p 4054 80p 4055 125p 4056 160p 4059 60p 4060 115p 4063 120p 4065 55p 4066 55p 4067 22p 4068 22p 4069 25p 4070 30p 4071 22p 4072 22p 4073 130p 4075 22p 4076 107p 4081 25p 4082 22p 4093 80p 4094 175p 4098 120p 4099 130p 4100 130p 4502 120p 4503 70p 4507 55p 4510 55p 4511 90p 4514 250p 4516 110p 4520 100p 4521 100p 4528 120p 4532 140p 4538 140p 4543 180p 4553 45p 4560 250p 4569 180p 4583 90p 4584 90p 40014 90p 40015 90p 40016 90p 40017 90p 40018 90p 40019 90p 40020 90p 40021 90p 40022 90p 40023 90p 40024 90p 40025 90p 40026 90p 40027 90p 40028 90p 40029 90p 40030 90p 40031 90p 40032 90p 40033 90p 40034 90p 40035 90p 40036 90p 40037 90p 40038 90p 40039 90p 40040 90p 40041 90p 40042 90p 40043 90p 40044 90p 40045 90p 40046 90p 40047 90p 40048 90p 40049 90p 40050 90p 40051 90p 40052 90p 40053 90p 40054 90p 40055 90p 40056 90p 40057 90p 40058 90p 40059 90p 40060 90p 40061 90p 40062 90p 40063 90p 40064 90p 40065 90p 40066 90p 40067 90p 40068 90p 40069 90p 40070 90p 40071 90p 40072 90p 40073 90p 40074 90p 40075 90p 40076 90p 40077 90p 40078 90p 40079 90p 40080 90p 40081 90p 40082 90p 40083 90p 40084 90p 40085 90p 40086 90p 40087 90p 40088 90p 40089 90p 40090 90p 40091 90p 40092 90p 40093 90p 40094 90p 40095 90p 40096 90p 40097 90p 40098 90p 40099 90p 40100 90p 40101 90p 40102 90p 40103 90p 40104 90p 40105 90p 40106 90p 40107 90p 40108 90p 40109 90p 40110 90p 40111 90p 40112 90p 40113 90p 40114 90p 40115 90p 40116 90p 40117 90p 40118 90p 40119 90p 40120 90p 40121 90p 40122 90p 40123 90p 40124 90p 40125 90p 40126 90p 40127 90p 40128 90p 40129 90p 40130 90p 40131 90p 40132 90p 40133 90p 40134 90p 40135 90p 40136 90p 40137 90p 40138 90p 40139 90p 40140 90p 40141 90p 40142 90p 40143 90p 40144 90p 40145 90p 40146 90p 40147 90p 40148 90p 40149 90p 40150 90p 40151 90p 40152 90p 40153 90p 40154 90p 40155 90p 40156 90p 40157 90p 40158 90p 40159 90p 40160 90p 40161 90p 40162 90p 40163 90p 40164 90p 40165 90p 40166 90p 40167 90p 40168 90p 40169 90p 40170 90p 40171 90p 40172 90p 40173 90p 40174 90p 40175 90p 40176 90p 40177 90p 40178 90p 40179 90p 40180 90p 40181 90p 40182 90p 40183 90p 40184 90p 40185 90p 40186 90p 40187 90p 40188 90p 40189 90p 40190 90p 40191 90p 40192 90p 40193 90p 40194 90p 40195 90p 40196 90p 40197 90p 40198 90p 40199 90p 40200 90p	933 SERIES 9301 160p 9302 175p 9308 316p 9310 275p 9311 275p 9312 160p 9314 165p 9316 225p 9317 225p 9322 150p 9334 340p	VEROBORD 0.1 0.15 0.15 (copper clad) 2 1/2 x 3 1/4 41p 33p 2 1/2 x 5 49p 45p 3 1/2 x 5 60p 45p 3 1/2 x 5 60p 60p 2 1/2 x 17 180p 150p 2 1/2 x 17 225p 190p 4 1/2 x 17 340p 250p Plot of 100 pins 50p Spot face cutter 85p Pin insertion tool 99p	LINEAR I.C.s *AY1-0212 600p *AY1-1313 668p *AY1-1320 320p *AY1-5050 140p *AY3-1270 850p AYS-1224A 240p *AYS-1315 600p *AYS-1317A 775p *CA3019 80p *CA3028A 90p *CA3046 775p *CA3048 220p *CA3080E 740p *CA3089E 225p *CA3090AQ 325p *CA3130E 100p *CA3140E 100p *CA3160E 100p *CA3181E 140p *CA3162E 450p *CA3181E 140p *CA3182E 140p *CA3183E 140p *CA3184E 140p *CA3185E 140p *CA3186E 140p *CA3187E 140p *CA3188E 140p *CA3189E 140p *CA3190E 140p *CA3191E 140p *CA3192E 140p *CA3193E 140p *CA3194E 140p *CA3195E 140p *CA3196E 140p *CA3197E 140p *CA3198E 140p *CA3199E 140p *CA3200E 140p *CA3201E 140p *CA3202E 140p *CA3203E 140p *CA3204E 140p *CA3205E 140p *CA3206E 140p *CA3207E 140p *CA3208E 140p *CA3209E 140p *CA3210E 140p *CA3211E 140p *CA3212E 140p *CA3213E 140p *CA3214E 140p *CA3215E 140p *CA3216E 140p *CA3217E 140p *CA3218E 140p *CA3219E 140p *CA3220E 140p *CA3221E 140p *CA3222E 140p *CA3223E 140p *CA3224E 140p *CA3225E 140p *CA3226E 140p *CA3227E 140p *CA3228E 140p *CA3229E 140p *CA3230E 140p *CA3231E 140p *CA3232E 140p *CA3233E 140p *CA3234E 140p *CA3235E 140p *CA3236E 140p *CA3237E 140p *CA3238E 140p *CA3239E 140p *CA3240E 140p *CA3241E 140p *CA3242E 140p *CA3243E 140p *CA3244E 140p *CA3245E 140p *CA3246E 140p *CA3247E 140p *CA3248E 140p *CA3249E 140p *CA3250E 140p *CA3251E 140p *CA3252E 140p *CA3253E 140p *CA3254E 140p *CA3255E 140p *CA3256E 140p *CA3257E 140p *CA3258E 140p *CA3259E 140p *CA3260E 140p *CA3261E 140p *CA3262E 140p *CA3263E 140p *CA3264E 140p *CA3265E 140p *CA3266E 140p *CA3267E 140p *CA3268E 140p *CA3269E 140p *CA3270E 140p *CA3271E 140p *CA3272E 140p *CA3273E 140p *CA3274E 140p *CA3275E 140p *CA3276E 140p *CA3277E 140p *CA3278E 140p *CA3279E 140p *CA3280E 140p *CA3281E 140p *CA3282E 140p *CA3283E 140p *CA3284E 140p *CA3285E 140p *CA3286E 140p *CA3287E 140p *CA3288E 140p *CA3289E 140p *CA3290E 140p *CA3291E 140p *CA3292E 140p *CA3293E 140p *CA3294E 140p *CA3295E 140p *CA3296E 140p *CA3297E 140p *CA3298E 140p *CA3299E 140p *CA3300E 140p *CA3301E 140p *CA3302E 140p *CA3303E 140p *CA3304E 140p *CA3305E 140p *CA3306E 140p *CA3307E 140p *CA3308E 140p *CA3309E 140p *CA3310E 140p *CA3311E 140p *CA3312E 140p *CA3313E 140p *CA3314E 140p *CA3315E 140p *CA3316E 140p *CA3317E 140p *CA3318E 140p *CA3319E 140p *CA3320E 140p *CA3321E 140p *CA3322E 140p *CA3323E 140p *CA3324E 140p *CA3325E 140p *CA3326E 140p *CA3327E 140p *CA3328E 140p *CA3329E 140p *CA3330E 140p *CA3331E 140p *CA3332E 140p *CA3333E 140p *CA3334E 140p *CA3335E 140p *CA3336E 140p *CA3337E 140p *CA3338E 140p *CA3339E 140p *CA3340E 140p *CA3341E 140p *CA3342E 140p *CA3343E 140p *CA3344E 140p *CA3345E 140p *CA3346E 140p *CA3347E 140p *CA3348E 140p *CA3349E 140p *CA3350E 140p *CA3351E 140p *CA3352E 140p *CA3353E 140p *CA3354E 140p *CA3355E 140p *CA3356E 140p *CA3357E 140p *CA3358E 140p *CA3359E 140p *CA3360E 140p *CA3361E 140p *CA3362E 140p *CA3363E 140p *CA3364E 140p *CA3365E 140p *CA3366E 140p *CA3367E 140p *CA3368E 140p *CA3369E 140p *CA3370E 140p *CA3371E 140p *CA3372E 140p *CA3373E 140p *CA3374E 140p *CA3375E 140p *CA3376E 140p *CA3377E 140p *CA3378E 140p *CA3379E 140p *CA3380E 140p *CA3381E 140p *CA3382E 140p *CA3383E 140p *CA3384E 140p *CA3385E 140p *CA3386E 140p *CA3387E 140p *CA3388E 140p *CA3389E 140p *CA3390E 140p *CA3391E 140p *CA3392E 140p *CA3393E 140p *CA3394E 140p *CA3395E 140p *CA3396E 140p *CA3397E 140p *CA3398E 140p *CA3399E 140p *CA3400E 140p	TRANSISTORS AC12 25p AC127B 20p AC176 25p AC187B 25p AF167 50p BF486/7 30p AD1612 45p BFW10 90p BFY50 30p BFY51/2 30p BFY56 33p BFY90 90p BR13 45p BSX19/20 20p BU104 225p *BU105 190p *BU108 250p *BU109 225p *BU205 200p *BU208 200p *BU406 145p *E300 50p *E308 50p J310 50p MJ2501 225p MJ2955 90p MJ3001 225p *MJ340 85p *MJE2985 100p *MJE3055 70p *MJE3060 45p *MJE3065 45p *MJE3070 45p *MJE3075 45p *MJE3080 45p *MJE3085 45p *MJE3090 45p *MJE3095 45p *MJE3100 45p *MJE3105 45p *MJE3110 45p *MJE3115 45p *MJE3120 45p *MJE3125 45p *MJE3130 45p *MJE3135 45p *MJE3140 45p *MJE3145 45p *MJE3150 45p *MJE3155 45p *MJE3160 45p *MJE3165 45p *MJE3170 45p *MJE3175 45p *MJE3180 45p *MJE3185 45p *MJE3190 45p *MJE3195 45p *MJE3200 45p *MJE3205 45p *MJE3210 45p *MJE3215 45p *MJE3220 45p *MJE3225 45p *MJE3230 45p *MJE32
---------------------	---	--	---	--	---	--	---

SERVICE TRADING CO

GEARED MOTORS

FT3 NEON FLASH TUBE

High intensity multi turn high voltage, neon glow discharge flash tube. Design for ignition timing etc. £1.50 P. & P. 25p (£2.01 inc. VAT) 3 for £3. P. & P. 50p (£4.03 inc. VAT & P.)



WHY PAY MORE?

MULTI RANGE METER Type MF15A a.c. d.c. volts 10 50 250 500 1000 Ma 0-5 0-10 0-100 Sensitivity 2000V 24 range diameter 133 by 93 by 46mm including test leads. Price £7.00 plus 50p P. & P. (£8.63 inc. VAT & P.)



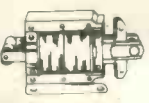
METERS (New) - 90 mm DIAMETER

A.C. Volt, Type 62T2, 0-1A, 0-5A, 0-20A. A.C. Amp., 0-150V, 0-300V. D.C. Amp., Type 65C5, 0-2A, 0-10A, 0-20A, 0-50A, 0-100A.



All types £3.50 ea. + P. & P. 50p (£4.60 incl. VAT), except 0-50A, 0-100A D.C. Price: £5.00 + 50p P. & P. (£6.33 incl. VAT).

HEAVY DUTY SOLENOID, m.f. by Magnetic Devices, 240V, A.C. intermittent operation. Approx. 20 lb. pull at 1/25 in. Ex-equip. Tested. Price: £4.75 + 75p. P. & P. (£6.33 inc. VAT & P.)



12V D.C. SOLENOID

12V. D.C. heavy duty Solenoid 4 Kp. pull. Easily removable from plate. Ali. chassis containing 4x24V. D.C. Push Solenoids (1 1/2 lb. approx.). 5-gig. Counter, 6 min. photo cells. Sub-min. Micro-switches etc. etc. Ex-equip. London Transport Printer. Price: £3.00 + £1.00 p. & p. (total incl. VAT £11.50). 12V. D.C. Solenoid approx. 11b. pull. Price: £1.40 + p. & p. 30p. (total incl. VAT £1.96).

SOLENOIDS

WESTOOL SERIES D6 Model A3 24V. D.C. Price £1.50 + 50p p. & p. (Total incl. VAT £2.30)

WESTOOL SERIES D4 Model A. 24V. D.C. Price £1.00 + 30p p. & p. (Total incl. VAT £1.50)

AG/GT 24V. D.C. 70 ohm Coil Solenoid. Push or Pull. Adjustable travel 3/16 in. Fitted with mounting brackets and spark suppressor. Size: 100 x 65 x 25 mm. Price: 3 for £2.40 + 30p. P. & P. (min 3 off). £2.11 inc. VAT & P.)

800 WATT DIMMER SWITCH

Easily fitted. Will control up to 800 W. of all lights except fluorescent at mains voltage. Price: £3.90 + 50p. p. & p. (£5.06 inc. VAT).



REED SWITCHES. Size 28mm x 4mm dia. Price: 10 for £1.00 + p. & p. 20p. (total incl. VAT £1.39). 100 for £8.00 + p. & p. 30p. (total incl. VAT £9.55).

MICRO SWITCHES

Sub. Min. Honeywell Lever m/s type 3115m 906ft. 10 for £3.50 post paid (£4.03 incl. VAT) These V3 types. **Buton type (Pye) 10 for £3.00 (£3.45 incl. VAT)** **Short Lever type 16amp. rating (Grouzet) £4.00 (£4.60 incl. VAT)** **Roller type (Bonnella) 10 for £3.50. (£4.03 incl. VAT). N.M.S.**



D.P. C/O lever m/s switch mfg. by Cherry Co. USA. Precious metal low resistance contacts. 10 for £2.25 P. & P. 30p. Total incl. VAT £2.93 (min. 10).

MERCURY SWITCH

Size 27mm x 5mm, 10 for £5.00 + 30p P. & P. (incl. VAT £6.12) min quantity 10. Heavy duty type, size 38 x 16 x 10mm, minimum quantity 10. £7.50 post paid (£8.63 inc. VAT & P.).



A.E.G. CONTACTOR

Type L56/L11. Coil 240V 50 Rs. Contacts - 3 make: 600V/20amp. 1 break: 600V/20 amp. Price: £5.60 + 50p P. & P. (£6.90 inc. VAT & P.).

ARROW-HART MAINS CONTRACTOR, Cat. No. 130A30. Coil 250V, or 500V, A.C. Contacts, 3 make 50 amp up to 660V, A.C. 20 h.p. at 440V, 3 phase 50 Hz. Price: £7.75 + p. & p. £1.00 (incl. VAT, total: £10.06). N.M.S.

SMITH BLOWER

Type FB, 1706. Small, quiet, smooth running, 240V, A.C. operation. Output aperture 45x40mm. Overall size 135x165 cm. Flange mounting. Price: £4.25. P. & P. 75p. (Total: £5.75 inc. P. & VAT. N.M.S.) Other types available. S.A.E. for details

24 volt. D.C. BLOWER UNIT

Precision 24 volt. D.C. 0-8 amp Blower that works well on 12V 0-4 amp D.C. Producing 30 cu.ft. min at normal air pressure. £4.50 P. & P. 75p (incl. VAT £6.04). N.M.S.

INSULATION TESTERS NEW!

Test to I E E Spec Rugged metal construction suitable for bench or field work constant speed clutch Size L 8In W 4In H 6In weight 6lb, 500V, 500 megohms, £49. Post 80p (£57.27 inc. VAT & P.). 1,000V, 1,000,000, £55. Post 80p (£64.17 inc. VAT & P. SAE for leaflet. **Yet another outstanding offer.**



IMFD 600V Dubilier wire ended capacitors. N.M.S. 10 for £1.50 p&p 50p. (£2.30 inc. VAT + p&p) (Min 10)

230V a.c. FAN ASSEMBLY.

Powerful continuously rated a.c. motor complete with 5 blade 63mm, or 4 blade 3in. aluminium fan. Price £3.00. P. & P. 65p (£4.20 incl. VAT & P.)



VARIABLE VOLTAGE TRANSFORMERS

INPUT 230/240V a.c. 50/60 OUTPUT 0-260V

200 watt (1 amp inc. a.c. voltmeter)	£14.50
0.5 KVA (2 amp MAX)	£17.00
1 KVA (5 amp MAX)	£22.50
2 KVA (10 amp MAX)	£37.00
3 KVA (15 amp MAX)	£45.50
5 KVA (25 amp MAX)	£74.00
10 KVA (50 amp MAX)	£168.00
15 KVA (75 amp MAX)	£260.00



3-PHASE VARIABLE VOLTAGE TRANSFORMERS

3KVA (max. 15 amp.) £106.43 All plus Carriage
6KVA (max. 30 amp.) £159.37 & V.A.T.
10KVA (max. 50 amp.) £327.43

LT TRANSFORMERS

13-0-13V at 1 amp £2.50 P. & P. 50p (£3.45 inc. VAT)
0-4-0V/6V/24V/32V at 12 amp £18.50 P. & P. £1.90 (£23.46 inc. VAT & P.)
0-6V/12V at 20 amp £14.70 P. & P. £1.50 (£18.63 inc. VAT)
0-12V at 20 amp or 0-24V at 10 amp £12.00 P. & P. £1.50 (£15.53 inc. VAT & P.)
0-6V/12V at 10 amp £8.25 P. & P. £1.25 (£10.93 inc. VAT)
0-6V/12V/17V/18V/20V at 20 amp £19.00 P. & P. £1.50 (£23.58 inc. VAT & P.)
0-10V/17V/18V at 10 amp £10.50 P. & P. £1.50 (£13.80 inc. VAT)
Other types in stock, phone for enquiries or send sae for leaflet.

HY-LIGHT STROBE KIT MK IV

Latest type Xenon white light flash tube. Solid state timing and triggering circuit 230/240V a.c. operation. Designed for larger rooms, halls, etc. Speed adjustable 1/20 to 1/200 f.p.s. Light output greater than many iso called 4 Joule) strobes. Hy-Light Strobe Kit MK IV. £22.00 + £1.50 P. & P. (incl. VAT total £27.03). Specially designed case and reflector for Hy-Light £9.00. Post £1.50 (£12.08 incl. VAT & P.). Suitable case £11.00 + £1.50 P. & P. (£14.30 incl. VAT & P. & P.)

XENON FLASHGUN TUBES

Range available from stock S.A.E. for details



ULTRA VIOLET BLACK LIGHT FLUORESCENT TUBES

4ft. 40 Watt £8.70 inc. VAT £10.00 (callers only). 2ft. 20 watt £6.20. Post 75p (£7.99 inc. VAT & P.) For use in start up-pin fittings
12in. 8 watt £2.80. Post 35p. (£3.62 inc. VAT & P.)
9in. 6 watt £2.25. Post 35p. (£2.99 inc. VAT & P.)
6in. 4 watt £2.25. Post 35p. (£2.99 inc. VAT & P.)
Complete ballast unit, for either 6", 9" or 12" tube 230V AC op. £4.50. Post 45p. (£5.69 inc. VAT & P.) Also available for 12V D.C. op. £4.50. Post 45p. (£5.69 inc. VAT & P.)
400 watt UV lamp and ballast complete £38.00. Post £3.50 (£47.73 incl. VAT & P.) 400 watt UV lamp only £14.00. Post £1.50 (£17.83 incl. VAT & P.)

WIDE RANGE OF DISCO LIGHTING EQUIPMENT S.A.E. (foolscap) for details.

PROGRAMME TIMERS

240V A.C. operation. 12 individually adjustable cams. £7.50 + 75p P. & P. (£9.49 inc. VAT). R.T.
6 adjustable 6 fixed cams. Price: £8.00 + 75p p. & p. (£7.76 inc. VAT) R. & T.

Superior Quality Precision Made NEW POWER RHEOSTATS

New ceramic construction, embedded winding heavy duty brush assembly, continuously rated.

25 WATT 10/25/50/100/250/500/1k0/1.5k0 £2.40. Post 20p (£2.99 inc. VAT & P.)
50 WATT £2.90. Post 25p (£3.62 inc. VAT & P.)
100 WATT 1/5/10/25/50/100/250/500/1k0/1.5k0/2k 5k0 £6.90 p. & p. 35p (£8.34 incl. VAT).
Black, Silver, Skirted knob calibrated in Nos. 1-9 1/4in dia. brass bush. Ideal for above Rheostats 24p each.



RELAYS

Wide range of AC and DC relays available from stock. Phone or write in your enquiry. N.M.S.
other types available - phone for details. N.M.S.
230/240V A.C. Relays: Arrow 2 c/o. 15 amp £1.50 (£1.96 inc. VAT & P.)
T.E.C. open type 3 c/o. 10 amp £1.10 (£1.50 inc. VAT & P.)

KMKI Relay, 230V. AC. 1 c/o. open type 10 amp contact, m.f. by 'Keyswitch' 80p. + 20p. p. & p. (£1.15 incl. VAT). 5 for £3.75 post paid (£4.32 incl. VAT).

D.C. Relays: Open type 9/12V 3 c/o 7 amp £1.00 (£1.38 inc. VAT & P.) Sealed 12V 1 c/o 7 amp octal base. £1.00 (£1.38 inc. VAT & P.) Sealed 12V 2 c/o 7 amp octal base. £1.25 (£1.67 inc. VAT & P.) Sealed 12V 3 c/o 7 amp 11-pin. £1.35 (£1.78 inc. VAT & P.) 24V. Sealed 3 c/o 7 amp 11-pin. £1.35 (£1.78 inc. VAT & P.) (lamps = contact rating). P&P on any Relay 20p.

Heilmann Deutsch. Hermetically sealed sub-min. Relay. 12-24V. D.C. 2 c/o. 850 ohm coil. 0.2 pitch. P.C. mounting. L 20 mm. W. 10 mm. H. 12 mm. Fraction of maker's price: £2.50 postpaid (£2.88 incl. VAT). N.M.S.

Diamond H heavy duty A.C. relay 230/240V a.c. two C/O contacts 25 amps res at 250 a.c. £2.50 p&p 50p. (£3.45 inc. VAT + p&p). Special base 60p. (incl. VAT 58p) N.M.S.

4.5rpm SIGMA motors approx. 35lbs inch
71rpm KLAXON motors approx. 25lb inch
28rpm WYNSCALE motors approx. 20lb inch
71rpm WYNSCALE motor approx. 10lb inch
Above four motors are designed for 110V. A.C. supplied with auto transformer 240V. A.C. operation. £7.75 p. & p. 75p. Total incl. VAT £9.78. N.M.S.

19 rpm FHP 220/240V, a.c. reversible, torque 14.5kg. Gear ratio 144-1. Brand new including capacitors. m.f. CITENCO. Price: £14.25 + £1.25 P. & P. (£17.83 incl. VAT). N.M.S.

30 rpm 230/240V, a.c. 50lb in. m.f. PARVALUX. Price: £15.00 + £1.50 P. & P. (£18.98 incl. VAT). N.M.S.

56 rpm. 240V, a.c. 50lb in. 50Hz 0.7 amp. Shaft length 35mm. Dia. 16mm. Wt. 6kg. 6000 mf. FRACMO. Price: £15.00 + £1.50 P. & P. (£18.98 incl. VAT). N.M.S.

100 rpm. 110V, a.c. 115lb in. 50Hz. 2.8 amp. single phase split capacitor. Immense power.

Totally enclosed. In-line gearbox. Length 250mm. Dia. 135mm. Spindle dia. 15.5mm. length 145mm. Tested. Price: £12.00 + £1.50 P. & P. (£15.53 incl. VAT). R. & T. Suitable Transformer for 230/240V operation. Price £8.00 + 75p. P. & P. (£10.06 inc. VAT).

200 rpm. 35 lbs. in. 115V 50Hz. Price: £16.00 + £1.50 P. & P. (£20.13 incl. VAT). N.M.S. Suitable Transformer for 230/240V a.c. Price: £8.00 + £1.00 P. & P. (£10.35 incl. VAT). N.M.S.

12V. D.C. type S02. Shunt 1/2 ph continuously rated 4000 rpm. m.f. PARVALUX. Price: £10.00 + 75p P. & P. (£12.35 incl. VAT). N.M.S.

1rpm 230/240V, a.c. Synchronous geared Motor, m.f. HAYDON. 230/240V, a.c. Synchronous geared Motor, m.f. CROUZET. Either type £2.90 + 30p. P. & P. (£3.68 incl. VAT). N.M.S.

1,400 rpm 115V, a.c. Motor, HP continuously rated. Fitted with anti-vibration cradle mounting. m.f. FRACMO. Supplied complete with Transformer for 230/240V a.c. operation. Price: £10.00 + £1.00 P. & P. (£12.65 incl. VAT). N.M.S.

24V. D.C. GEARED MOTOR

24V. D.C. 200 rpm 10lbs/ins. continuously rated geared Motor m.f. Parvalux or Carter. Easily removable from heavy ali. chassis containing 9x24V. D.C. Solenoids, microswitches, friction clutch, precision gearing etc. Ex-equipment London Transport Ticket Printer. Price: £11.00 + £2.00 p. & p. (total incl. VAT £14.95).

24V. D.C. REVERSIBLE MOTOR

Parvalux type SD12L 24 D.C. shunt wound Motor, either 133 rpm 65lbs in Gearbox ratio 30:1. Current 6.8 amp. Rating continuous. Will operate on reduced power and speed at 9V D.C. or less. Size Dia. 16mm. Width 150mm. Shaft dia. 16mm. Price £16.00 + £2.00 p. & p. (£20.70 incl. VAT). N.M.S. or 6V D.C. 100lb in rating. Price as above. N.M.S.
100W Rheostat 1 ohm speed control available £6.90 (£7.94 incl. VAT).

ROTARY CARBON VACUUM & COMPRESSOR.

Direct coupled 1/3 hp. 110/115V. A.C. Motor 4.2 amp. 1380 rpm. Motor manuf. by A.E.I. or G.E.C. Pump by Williams. Max. Vac. 25" H.G. Max. pressure cont. 10 p.s.i. Int. 15 p.s.i. Max. airflow 3 c.f.m. at "0" H.G. Price: £30.00 + £3.00 P. & P. (£37.95 incl. VAT). N.M.S.

Suitable transformer for 240V. op. £10.00 P. & P. £2.00 (£13.80 incl. VAT). N.M.S.

COMPRESSOR

Precision built USA. Horizontally opposed twin head diaphragm type producing 20lbs. approx. P.S.I. per head. 3.5 plus C.F.M. Output virtually pulse free. Powered by 110V A.C. motor size 30x23x15cm. Weight 7 lbs. Price: £25.00 + £2.00 P. & P. (Total incl. VAT £31.05).



VERY EXCEPTIONAL OFFER REDUCTION DRIVE GEAR BOX.

Ratio 72:1. Input spindle 1/4 x 1/2 in. Output spindle 1/4 x 3 in. long. Overall size approx: 120 x 98 x 68 mm. All metal construction. Ex-equip. tested. Price: £2.00 + 50p. (incl. VAT £2.88).

A.C. Wkg. TUBULAR CAPACITORS.

Fraction of makers price. Motor start etc.	1.5 mfd. 440V. A.C.	60p	7.5 mfd. 200V. A.C.	£1.00
2 mfd. 250V. A.C.	60p	10 mfd. 250V. A.C.	£1.00	
2 mfd. 450V. A.C.	75p	10 mfd. 400V. A.C.	£1.75	
2.2 mfd. 440V. A.C.	75p	14 mfd. 400V. A.C.	£3.00	
3 mfd. 440V. A.C.	£1.00	15 mfd. 250V		
4.1 mfd. 440V. A.C.	£1.00 (Block)		£1.50	
5 mfd. 400V. A.C.	£1.25	19 mfd. 280V. A.C.	£2.00	
5.3 mfd. 160V. A.C.	60p	20 mfd. 250V. A.C.	£2.25	
5.4 mfd. 280V. A.C.	75p	50 mfd. 370V.	£5.00	
6.5 mfd. 280V. A.C.	£1.00 (Block)			

P. & P. up to 2.5 mfd. 25p. 3 mfd. 20 mfd. 50p. 50 mfd. £1.50. All plus V.A.T. N.M.S.

Time Switch

Venner Type ERD Time switch 200/250V a.c. 30 amp contact 2 on/2 off every 24 hrs. at any multiply pre set time 36 hour Spring Reserve and day omitting device Built to highest Electricity Board specification. Price £9.00. P. & P. 75p (£11.22). R. & T.

SANGAMO WESTON TIME SWITCH

Type S251 200/250V a.c. 2 on/2 off every 24 hours 20 amps contacts with override switch dia. 4 x 3 price £8.00 P & P 50p inc. VAT £9.78. Also available with Solar dial. R. & T.



All Mail Orders
Callers
Ample Parking Space
Showroom open Mon-Fri.

SERVICE TRADING CO

57 BRIDGMAN ROAD CHISWICK LONDON W4 5BB 01 995 1560

ACCOUNT CUSTOMERS MIN. ORDER £10.00

Personal callers only Open Saturdays
9 Little Newport Street,
London WC2H 7JJ
Phone 01-437 0576

STEP INTO A NEW WORLD WHEN YOU DISCOVER **MAPLIN**

For beginners or professionals, the Maplin catalogue will help you find just about everything you need for your project.

Over 5,000 of the most useful components — from resistors to microprocessors — clearly described and illustrated.

Send the coupon for your copy
and **STEP UP TO
MAPLIN SERVICE
NOW**



Post this coupon now for your copy of our 1979-80 catalogue price 70p.

Please send me a copy of your 280 page catalogue. I enclose 70p (plus 46p p&p). If I am not completely satisfied I may return the catalogue to you and have my money refunded. If you live outside the U.K. send £1.35 or ten International Reply Coupons. I enclose £1.16.

NAME _____

ADDRESS _____



P.E. 780

MAPLIN

ELECTRONIC SUPPLIES LTD

All mail to:-

P.O. Box 3, Rayleigh, Essex SS6 8LR.

Telephone: Southend (0702) 554155.

Shop: 284 London Road, Westcliff-on-Sea, Essex. (Closed on Monday).

Telephone: Southend (0702) 554000.