

PRACTICAL

ELECTRONICS

MAY 1977

40p

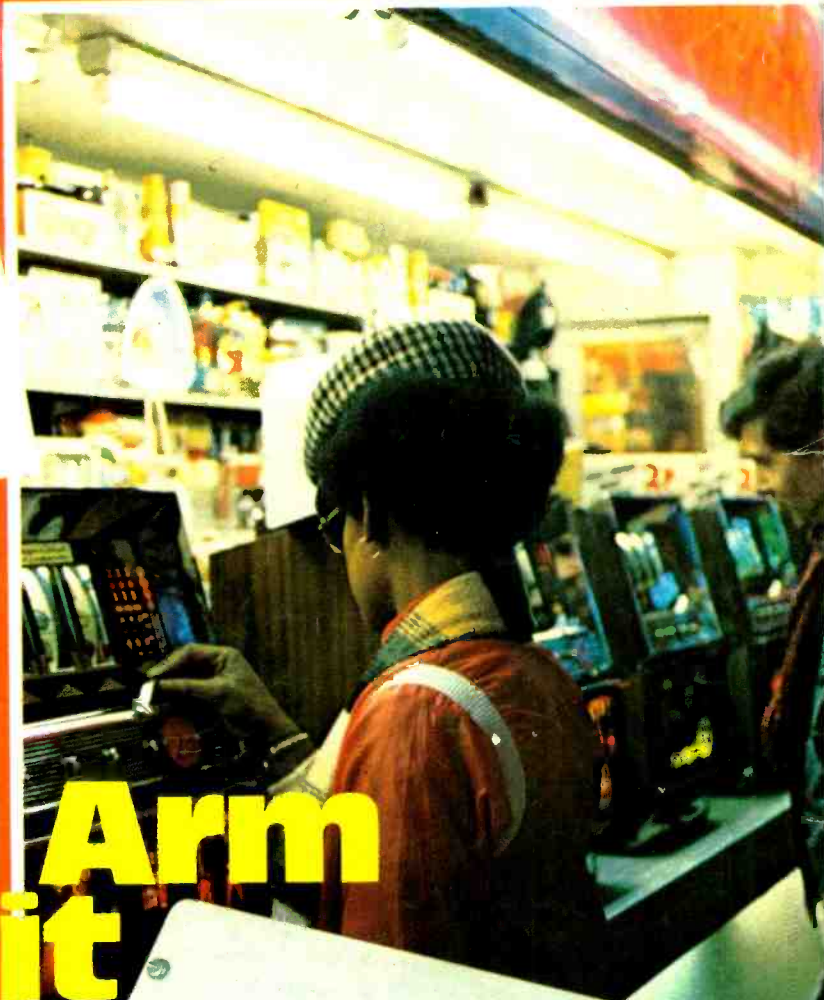
FREE!

PE TRANSISTOR GUIDE...

Over 400 transistors are listed in this booklet. An attempt has been made to include most of the types that are readily available through the usual retail channels. While this list is obviously not exhaustive, it should satisfy the majority of normal amateur requirements.

All possible care has been taken in the preparation of this booklet and no responsibility can be accepted for any errors or omissions that may have occurred inadvertently.

Presented free with the May 1977 issue of PRACTICAL ELECTRONICS



...IN THIS ISSUE

Electronic

One Arm Bandit

for home amusement

Also inside...

Organ Tremolo

Digital

Darkroom Timer

Burglar Alarm



Stirling Sound

Q.V. MODULES

SAVE £1.95 ON THIS 100 WATT R.M.S. AMPLIFIER WITH POWER SUPPLY UNIT

SS.1100 **POWER AMP.** Delivers 100 watts R.M.S. into 4 ohms using a 70 volt/2A supply. Input sensitivity: 500mV for full output. Response 10Hz to 50kHz \pm 1dB. S/N ratio better than 75dB. Distortion at half power typically 0.1%. With heatsink mounting bracket. 5in x 3 $\frac{1}{2}$ in x 1 $\frac{1}{2}$ in.


£9.45*
Full size heatsink **£1***

SS.370 A new heavy duty power supply unit to deliver 70 volts/2 amps. complete with mains transformer and low-volt outlet (P. & P. £1)

£12.50*



YOU PAY ONLY £21* FOR THE TWO TOGETHER

There is real power and reliability in this assembly. By buying them together you save nearly £2 on these already competitively priced units. IDEAL FOR DISCO, P.A. and such like applications. Send only £21 (plus £1 P & P.) for SS 1100H (with full size heatsink) and Power Unit SS.370.




SS.370
70V Power Supply Unit

MORE Q.V. MODULES FOR COST-CONSCIOUS CONSTRUCTORS



POWER SUPPLY UNITS

WITH LOW-VOLT TAKE-OFF POINTS



8
To choose from

POWER AMPLIFIERS

3 TO 40 WATTS R.M.S.

- SS.103** 3 watt r.m.s. mono. Uses an I.C. Protected against short circuit **£1.75**
 - SS.103-3** Stereo version of above, using two I.C.s **£3.25**
 - SS.105** 4 watts r.m.s. into 3 ohms, using 12V **£2.25**
 - SS.110** 10 watts r.m.s. using 24V and 4 ohm load **£2.75**
 - SS.120** 20 watts r.m.s. into 4 ohms, using 34V **£3.25**
 - SS.140** 40 watts r.m.s. into 4 ohms, using 45V supply. Ideal small disco or P.A. unit **£3.95***
- VAT on power units ordered with amplifiers SS.103-SS.120 becomes 12 $\frac{1}{2}$ %.

UNIT ONE

Combined pre-amp with active tone-control circuits. \pm 15dB at 10kHz treble and 30Hz bass. Stereo Vol./balance/treble/bass. 200mV out for 50mV in. Takes 10-16V

UNIT TWO As above, but with input for magnetic cartridges and 1 to 5mV. R.I.A.A. corrected **£10.85**

FM TUNING MODULES

- SS.201** Front end tuner, slow geared drive, two gang. A.F.C. facility. Tunes 88-108MHz **£5.00**
- SS.202** I.F. amplifier. Metering and A.F.C. facilities **£2.65**
- SS.203** Phase lock-loop. Stereo Decoder for use with the above or other FM mono tuners. A LED may be fitted **£3.85**
- SS.203/1** Coil type stereo decoder: Neg. earth, with I.C. **£2.50**
Pos. earth, with I.C. **£2.00**

UNBEATABLE VALUE

A range of units to meet constructors' almost every requirement. Made in our own factory. Complete with mains transformers and low-volt take-off points (except SS.312). All at 8% VAT rate.

			Add for P. & P.
SS.312	12V/1A	£3.75*	50p
SS.318	18V/1A	£4.15*	50p
SS.324	24V/1A	£4.60*	50p
SS.334	34V/2A	£5.20*	50p
SS.345	45V/2A	£6.25*	50p
SS.350	50V/2A	£6.75*	50p
SS.370	70V/2A	£12.50*	£1.00

TONE CONTROLS/ PRE-AMPS

- SS.100** Active tone control. Stereo \pm 15dB on bass and on treble **£1.60**
- SS.101** Pre-amp for ceramic cartridges, etc. Stereo. Passive tone control details supplied **£1.60**
- SS.102** Stereo pre-amp for low output magnetic P.U.s. R.I.A.A. corrected **£2.65**


QUICKER DELIVERY

WE MAKE DELIVERY QUICKER by saving time in turning round your orders. Now when ordering you send direct to our factory where QV (Quality and Value) modules are made. Our shop and showroom continue as usual for those calling personally. **WATCH HOW THE STIRLING SOUND RANGE GROWS!**

SS.310/50 COMPLETE STABILISED POWER SUPPLY with variable output from 10 to 50V/2A. (P. & P. add 50p) **£11.95***

SS.300 STABILISING UNIT 10-50V adjustable. For adding to unstabilised supplies. Built-in protection against shorting (P. & P. 35p) **£3.25***

A GOOD START FOR MOTORISTS!



and unbeatable value, too!

with a STIRLING SOUND SUPER SPARKTM Mk. 5 Electronic Ignition Unit. Made in our own factory from tested heavy duty components. Over 1,300 Super Spark Units have been sold by us. Adjustable for + or - earth, simple rev. limiting control, on-off immobilising switch, switch for instant revert to car's own ignition; neon indicator, in strong enclosed metal box 6 $\frac{1}{2}$ x 4 $\frac{1}{2}$ x 4 $\frac{1}{2}$ in. Inc. transformer. (P. & P. 50p either model + 8% VAT.)

KIT **£8.95*** READY BUILT **£10.95***

WHEN ORDERING add 35p for P. & P. unless stated otherwise. VAT add 12 $\frac{1}{2}$ % to total value of order unless price is shown* when the rate is 8%. Make cheques, etc., payable to Bi-Pre-Pak Ltd. Every effort is made to ensure correctness of information at time of going to press. Prices subject to alteration without notice.

Stirling Sound

A member company of the Bi-Pre-Pak group, Est. 1959

Mail orders to

Dept. PE5, 37 Vanguard Way, Shoeburyness, Essex
Telephone Shoeburyness (0702-28) 5543

Shop & Showroom: 220/24 West Road, Westcliff-on-Sea. Phone Southend (0702) 46344

PRACTICAL ELECTRONICS

VOLUME 13 No. 5 MAY 1977

CONSTRUCTIONAL PROJECTS

- ORGAN TREMOLO UNIT** *by L. F. Reeve* 338
A solid state phase modulator for electronic organs
- BURGLAR ALARM** *by P. J. Fasoli* 342
A sensitive amplified bridge design
- ONE ARM BANDIT** *by K. Amor* 359
A scaled down version of the popular gaming machine
- DARKROOM TIMER** *by A. Koltai & G. S. Brimble* 366
An accurate, reliable timer with digital readout

GENERAL FEATURES

- MICROPROCESSORS EXPLAINED—3** *by R. W. Coles* 346
The instruction set and programming techniques
- SEMICONDUCTOR UPDATE** *by R. W. Coles* 355
A look at some recently released devices
- MOBILE DISCO TECHNIQUES—2** *by N. McLeod* 372
Equipment and operating techniques for the disco enthusiast
- INGENUITY UNLIMITED** 376
TV Tennis Score—Motor Driver—Programmable Melody Generator—
Joanna Modification

NEWS AND COMMENT

- EDITORIAL**—New Voice for Components Industry 337
- NEWS BRIEFS** 345
DIY Computing Conference—All Electronics Show—Sound '77 Exhibition—
Microprocessor Forum
- SPACEWATCH** *by Frank W. Hyde* 352
Venus—Infra Red Telescope—Landsat
- MICROPROCESSOR REPORT** 356
Products discussed at a Cambridge Seminar
- MARKET PLACE** 370
Interesting new products
- STRICTLY INSTRUMENTAL** *by K. Lenton-Smith* 371
Electronic music matters
- POINTS ARISING** 382
Digital Voltmeter—Putting It Together—Solar Heating Controller—
Hazard Warning Flasher—pH Meter
- INDUSTRY NOTEBOOK** *by Nexus* 385
What's happening inside industry
- PATENTS REVIEW** 386
Thought provoking ideas on file at the British Patents Office

Our June issue will be on sale Friday, May 13, 1977
(for details of contents see page 365)

© IPC Magazines Limited 1977. Copyright in all drawings, photographs and articles published in PRACTICAL ELECTRONICS is fully protected, and reproduction or imitations in whole or part are expressly forbidden. All reasonable precautions are taken by PRACTICAL ELECTRONICS to ensure that the advice and data given to readers are reliable. We cannot, however, guarantee it, and we cannot accept legal responsibility for it. Prices quoted are those current as we go to press.

GREENWELD

443 Millbrook Road Southampton
SO1 0HX Tel: (0703) 772501

All mail orders and callers to this address please—callers only to 21 Deptford Broadway SE8 (Tel. 01-692 2009) and 38 Lower Addiscombe Road, Croydon

44 PAGE CATALOGUE 10P + LARGE S.A.E. Free with orders over £3

DIGITAL I.C.s

7400	12p	7450	15p	7495	73p
7401	14p	7451	14p	7496	85p
7402	14p	7453	14p	74107	37p
7404	17p	7454	14p	74121	36p
7405	23p	7460	14p	74122	51p
7406	28p	7472	29p	74123	84p
7408	14p	7473	29p	74132	56p
7410	13p	7474	29p	74150	175p
7413	28p	7475	51p	74154	144p
7414	82p	7476	29p	74155	73p
7420	14p	7483	91p	74157	66p
7430	14p	7486	40p	74159	200p
7432	18p	7490	46p	74174	110p
7437	18p	7491	75p	74175	120p
7440	15p	7492	52p	74180	120p
7447	84p	7493	52p	74367	120p

SLD2128. dual 128 bit static shift register £2.

DIL Sockets—8 pin 12p; 14 pin 13p; 16 pin 14p. 100+ less 25%.

LINEAR I.C.s

741 25p, 555 40p, 723 (TO99) 50p
Plastic Voltage Regulators
TO126 case 5V 600mA 80p, 12V 500mA 80p

TRANSISTORS

AC127	15p	BC183	12p	2N2646	52p
AC128	15p	BC184	12p	2N2926G	12p
AC176	16p	BC185	14p	2N3053	18p
AC187	18p	BC113	14p	2N3054	49p
AC188	18p	BC124	14p	2N3055	38p
AD161	35p	BCY70	15p	2N3440	54p
AD162	35p	BCY71	15p	2N3442	£1.20
BC107	10p	BCY72	15p	2N3702	10p
BC108	10p	BD131	38p	2N3703	10p
BC109	10p	BD132	40p	2N3704	10p
BC109C	15p	BFY50	15p	2N3705	10p
BC147	10p	BFY51	15p	2N3708	10p
BC148	10p	BFY52	15p	2N3819	22p
BC149	10p	TIP1A	80p	2N4059	10p
BC157	18p	TIP2A	75p	2N418	10p
BC158	10p	TIP255	96p	2N5294	30p
BC159	10p	TIP3055	42p	40673	60p
BC161	18p	2N2219	28p		
BC182	12p	2N2369	22p		

VEROBOARD

Good size offcuts, all packs contain 100 sq. in. (About 8 pieces) All packs £1.20

Pack A. all 0.1in pitch.
Pack B. all 0.15in pitch.
Pack C. mixed 0.1 and 0.15.
Pack D. all 0.1in plain.

Also available by weight: 1lb £3.45; 10lbs £30.
17 x 34 x 0.1in sheets £1.90; 0.15 £1.60.
0.1in or 0.15in pins, single or double sided 35p/100

DIODES AND LEDs AND SCR'S

500V 5A SCR 45p; 400V 2A Triac 80p;
Diac BR100 25p; 400V 15A Triac £1.50;
ORP12 60p; MRD450 40p; TIL209 Red LED 15p; 0.2in LED Red 22p; green, yellow or amber 24p
1N4002 5p; 1N4004 6p; 1N4007 9p;
1N4148 4p; BY127 12p; 100V 3A 12p;
400V 3A 15p; OA81 5p; OA91 5p; OA47 10p
50V 1A bridge 22p; 800V 1A 40p;
250V 21A 40p; 200V 5A 70p.
Zeners—400mW BZY88 All voltages from 3V to 30V 10p
1.3W plastic from 3V to 200V 20p

RESISTORS

Carbon film 5% ±W miniature. All values in E12 series from 1Ω to 10MΩ (over 1MΩ 10%) 11p each.
Metal Film 5% ±W All values in E12 series from 27Ω to 10MΩ 21p.
Sub-min presets, vert or horiz all values from 20Ω to 4MΩ 7p.
Standard pots, lin or log, 22p.
Wirewound 2W 0.25, 0.33, 0.47 1Ω 8p.
Wirewound 5W all values from 1Ω to 47k 10p each

TRANSFORMERS

6-0-6V 100mA 90p; 9-0-9V 100mA 95p;
12-0-12V 50mA 90p; 12-0-12V 100mA £1;
12-0-12V 1A £2.80; 20V 55mA 90p; 22V 100mA £1; 28V 50mA 85p; 6-3V 1A £1.95;
6-0-6V 1A £2.30; 30-0-30V 1A £3.70.

See Practical Wireless for details of packs of components, surplus goods, etc. All prices quoted include VAT at 8 or 12½%. Add 20p postage on orders under £3. Minimum order £1. Most orders despatched on day of receipt. SAE with enquiries. Send 10p for Multimeter catalogue—free on request on orders over £3. Official Orders accepted from Schools, etc. Export wholesale enquiries welcome. Surplus components always wanted.

REEDS

1in Inserts, 5p; 10/40p; 100/£3.50. DIL relay, 3-7-10V. £2-60.

WIRE

Enamelled copper wire on 2oz reels
SWG/price 16/36p, 18/38p, 20/40p,
22/42p, 24/44p, 26/46p, 28/48p, 30/50p,
32/52p, 34/54p, 36/56p, 38/58p, 40/60p.

RF CHOKES

0.75, 2.95, 6.8, 10, 22, all 10p each 1.5, 2.5 5 0.7 5 10mH, all 30p each

CAPACITORS

Ceramic plate, 22pF to 1.000pF 2p; polyester 1.000 to 6.800pF 5p; 0.01, 0.015, 0.022, 0.033, 0.047, 0.068, 0.1mF 4p; 0.15 0.22mF 5p; 0.33 6p; 0.47 8p; 0.68 10p; 1mF 12p; 2.2mF 16p; 3.3mF 24p; 1.000pF feedthrough 5p.
1%, 1.000pF, 10.000pF 15p; 0.1µF, 0.2µF, 0.25µF 30p; 2.2µF 55p.
Polystyrene 10pF to 1.000pF 4p; 1.200pF to 10.000pF 6p. All 2½%.

Electrolytics:

All 25V 0.47, 1, 2, 2.4, 7, 10, 22, 33, 47µF 7p; 100µF, 150µF 8p; 220µF 10p; 330µF 12p; 470µF 15p; 1.000µF 23p; 2.200µF 33p; 3.300µF 45p; 4.700µF 58p; 40V 10, 22; 47µF 8p; 100µF 9p; 220µF 12p; 330µF 14p; 470µF 17p; 1.000µF 30p; 2.200µF 56p; 4.700µF (can) 72p.
Tantalum Bead µF/V 0.1, 0.22, 0.33, 0.67, 1.0, 68, 1.1, 1.5, 2.2, 3.3, 35V 4.72p, 6.8, 35, 115, 15/10, 22, 26, 33, 10, 47, 6, 68, 100, 3, 12p each

BREADBOARDS

S-DEC Breadboard £2-10;
T-DEC Breadboard £3-75.
Special price to colleges etc. for quantities—ring for quote.

ORGAN TREMOLO UNIT

All parts required to build this project featured in this issue of P.E. obtainable from us either individually or as a complete kit. Send S.A.E. for individual part prices. Complete kit only £6 inc. VAT and post

VEROBOXES AND CASES

Professional 2 part boxes made of dark and light grey high impact polystyrene.
2518 120 x 65 x 40mm £2.05
2519 150 x 60 x 50mm £2.40
2522 188 x 110 x 60mm £3.15
Sloping front version, ideal for mixers
2523 220 x 174 x 100.52mm £5.75
Cases, white plastic top and bottom, front and back aluminium panels that slot in Type
1410 205 x 140 x 40mm £3.20
1411 205 x 140 x 75mm £3.60
1412 205 x 140 x 110mm £4.55
1237 154 x 85 x 40mm £2.00
1238 154 x 85 x 60mm £2.50
1239 154 x 85 x 80mm £3.00
Small general purpose plastic boxes
1413 71 x 40 x 24mm 36p
PB1 115 x 75 x 36mm 52p

DEVELOPMENT PACKS

Save ££££s by buying a full range of components at one go! All full spec. marked devices, no rejects or old stock. 50V ceramic plate capacitors 5% 10 of each value, 22pF to 1.000pF Total 210 capacitors £2.70
CR25 carbon film resistors ± watt 5% 10 of each value 10Ω to 1MΩ; 10 610 £6.00.
Extended range 1 ohm to 10M 850 resistors £8.30
Electrolytics, wire ended 25V working 10 each of 1, 2, 2.4, 7, 10, 22, 47 and 100mF 70 capacitors for £3.20.
Zeners 400mW 5% BZY88 10 each 3V to 30V total 260 £14.00.
± pack 5 of each value £8.20.
Tantalum Bead caps 14 values from 0.1 35 to 100.3 10 of each total 140 caps £12.00.

INTRODUCING



A New Miniature Soldering Iron

220-240 Volts
16-18 Watts
Insulation tested at 1500 V ac

with
★
FEATURES

BIT TYPE

- 19 1.5mm
- 20 3.0mm
- 21 4.5mm
- 22 6.0mm

★ Lightweight

★ Slim, easy to hold

★ Four tip sizes

★ Complies with Consumer Protection Regulations B.S. No 3456 2/14

★ All parts easily replaced

★ New bit securing method

★ Built in suspension hook



PRICES: IRONS £3-70 each
BITS 41p each
(Inc. VAT and P & P)

Trade enquiries welcome.

Cheques & Postal Orders to Manufacturers & Distributors

S. & R. BREWSTER LIMITED

86-88 UNION STREET, PLYMOUTH, PL1 3HG

Telephone: 0752-65011


NOW AVAILABLE IN THE U.K!

CHINAGLIA

ONE OF ITALY'S LEADING TEST EQUIPMENT MAKERS

PRESENT

THE CORTINA MINOR



One of a range of professional quality instruments now available to U.K. users.

● SENSITIVITY 20,000 Ω VOLT (D.C.), 4,000 Ω VOLT (A.C.) ● ROBUST DIODE PROTECTED PRECISION MOVEMENT ● 33 RANGES D.C. VOLTS 0-100mV, 1.5V, 5V, 15V, 50V, 150V, 500V, 1.500V. D.C. CURRENT 0-50µA, 5mA, 50mA, 500mA, 2.5A. A.C. VOLTS, 0-7.5V, 25V, 75V, 250V, 750V, 1.500V. A.C. CURRENT 0-25mA, 250mA, 2.5A, 12.5A. dB RANGES -10 to +69. RESISTANCE RANGES 10kΩ, 10MΩ F.S.D. CAPACITANCE RANGES 100µF, IF F.S.D. ● ACCURACY—RESISTANCE, D.C. VOLTAGE AND CURRENT 2.5%. A.C. VOLTAGE AND CURRENT 3.5%. ● OHMS RANGES POWERED BY INTERNAL BATTERIES ● COMPACT SIZE: 150 x 85 x 40mm 350gr ● CLEARLY CALIBRATED DIAL WITH ANTI-PARALLAX MIRROR ● PROFESSIONAL QUALITY COMPONENTS EMPLOYED THROUGHOUT ● FULLY GUARANTEED FOR 12 MONTHS ● AFTER SALES SERVICE AND SPARES FACILITIES ● SUPPLIED WITH ADDITIONAL SHOCKPROOF PLASTICS CARRYING CASE, TWO HIGHLY INSULATED TEST LEADS AND INSTRUCTION BOOKLET ● SPECIAL 30kV PROBE FOR D.C. MEASUREMENT AVAILABLE AS AN OPTIONAL EXTRA. PRICE £35.10 (p & p £1) PROBE £12.85 inc. of VAT

For full details of this Chinaglia range contact:

ALCON Instruments Ltd.
19 MULBERRY WALK, LONDON SW3 6DZ TEL. 01-352 1897

CASIO

fx-201P (illus.)
127 step
programmable
10 digit or 8 digit, 2 Exp.
127 Steps, 10 Inde.
mems, cos, sin, tan.
All log functions
Degree Rad. Un-
conditional jump
and manual jump
as well as indirect
address, subroutine
etc. The programme
function allows you
to handle any type
of calc. under any
condition



*£49.95

fx-102. The world's first fractional
calculator. 10 digits or 8
plus 2 Exp. sin, cos, tan, Deg. rad. (exp.
10±⁹⁹). Trig. Inverse trig. All
log functions. Reciprocals. Sexagesimal, Pi
entry. Statistical calcs. incl. 2 kinds of
Standard deviation and other appli-
cations. *£19.95

fx-19. 8 digits or 6 plus 2 Exp. as
102. Trig. Inverse trig. All
log functions. Sq roots, Reciprocals.
Sexagesimal/Digital conversions.
Fractions: 2 kinds of Standard Deviation
and other applications. *£16.95


fx-21. 8 digits 2 exponents. 21
Scientific functions. *£15.95

fx-100. Liquid crystal Sci. 1000 hr.
Bat. life *£19.95

AL10. As AL8 but with 10 digits!
*£15.95

TEXAS

SR56. (illus.)
100 Step
programmable
10 digit, 2 Exp.
10 Inde memories,
all log trig
and Stat functions.
Can be programmed
for maths, elec-
tronic engineering,
statistical, financial
and navigation.
*£54.95(R)



SR52. 224 programme steps. 20
Independent memories. 9
level parenthesis. Card programmable.
Supplied with 20 blank magnetic cards
and prog. manual. (R)£194.40

Any of the following pre-programme
manuals: 1. Statistics 2. Electrical
Engineering. 3. Mathematics. 4. Finance.
ONLY £25 each

SR51 II. 10 digit, 2 Exp Recharge-
able. All log and trigs.
Hyperbolic x to the root of y. Rad & Deg.
Factorial. Mem. 3 Inde. mems. Linear
regression. Mean, variance, standard
deviation. Generation + 7 basic con-
verts., and their Inverse Engineering
Notation. (R)£44.95

T130. 48 functions plus Algebraic
operating system. 15 seats
parenthesis. Constant, roots, powers,
reciprocals. Sci notation. Log, trig, deg
rad, mem, step function.
*£15.95. RK2 Nic Charger Kit £7.95

T140. Sci-47 figures funct. slide
rule *£24.50

PC100A. Print unit for Fr52 & 56
*£175.50

The ZYCON New range of Quality Electronic Watches

L.C.D.

KLC3A
Constant display. Hrs, Mins & pulsating secs. Chrome with Stainless Steel back £11.90 Square face with back light. £22.50. Both with FREE Adjustable S/Steel bracelet.



KLC Stop Watch
Constantly shows hrs, mins & Pulsating secs. Press command button for mth & date, press again for mins & secs. May be set to alternate hr & mins to mth & date every 2 secs. resets to time. 4 yr cal. 'Nite Lite'. PLUS STOP WATCH FACILITIES Thinnest on the market. £39.50 Gold Plate £42.50 FREE matching bracelets with each.



KLC9
Continuous hrs, mins & pulsating secs. Press command button for mth & date. Press again for secs readout. Setting for alternating hrs & mins to mth & date every 2 secs. Auto-time reset. 4 yr calendar. 'Nite-lite'. FREE matching S/Steel bracelet *£36.95



LADIES DIGITAL THE IDEAL PRESENT!

An elegant 6-function watch. Shows Hrs, Mins, Secs, Mth, Date, Day! She'll love this piece of miniaturised electronic wizardry! Gold Plate or with stylised Chrome Bezel, each with matching bracelet. **GOLD PLATE £26.90** S/Steel £24.90



L.E.D.

KED1A
Ideal present! This stylish 3-function L.E.D. shows Hours, Minutes, Seconds. Beautifully finished with S/steel back & FREE stylised leatherette strap or Matching S/steel Bracelet. Watch & bracelet in gold plate £13.95 ONLY *£11.95



KED5B
6-Functs. Shows Hrs, Mins, Secs, Mth & Date and Day. 4-Yr calendar. Beautifully finished with S/steel back & FREE Matching Stainless Steel Bracelet *£18.95 Gold Plate £20.95



KED6C A fantastic 6-Functions— window display shows Hrs, Mins, Secs, Mth & Date. Day of week in letters. Single button. Auto-hold & Fade-out. 4 Yr calendar. Case in solid S/steel with scratchproof mineral glass. FREE matching S/steel adjustable bracelet. *£29.95 Gold Plate £33.90 This is a superb jewellery piece.



KED6D
Month & Day of the Week in Letters! Shows Hrs, Mins, Secs, Date, Mth & Date, Day of Week, Auto 4-Yr calendar, A.M./P.M. Set/Indicate. One of the most sophisticated watches at this price. Accurate to within a few secs a year. Finished in Salin Stainless Steel with FREE matching Steel bracelet. *£33.90 ONLY Gold Plate £36.90



HP25R Prog. £105.30
HP55 Prog. + Sci. + Time £239.76
HP91 (Sci. Printer) £321.58
HP67 Fully Prog. £369.09
HP97 Fully Prog. with printer £624.79

HEWLETT PACKARD

NEW ZYTRONIC TELE-GAMES


DE LUXE
THIS DELUXE MODEL HAS Tennis, Football Squash, Solo. 2 bat sizes, 2 Ball speeds. 3 distinct pings—one for point score, one for bet strike ball, one for ball strike boundary and automatic scoring. *£48.90

Tennis, Football, Squash. Score marker. Ball sound effects—2 pings. Player identification. Red light point winner indicator. *£39.90

These games are easy to play and a joy for all the family!
ALL ITEMS CARRY 1 YR GUAR. PRICES INCLUDE VAT
* FREE B.S.I. adaptor. (R) FREE Charger

CBM

5190R (illus.)
10-digit,
2 Exp. 90 function
pre-programmed. Metric
conversions. Extra
functions to the 4148R:
Perms and combina-
tions. Gamma. Pol-
son and Binomial
distributions. fac-
torial, complex num-
bers, hyperbolic
functions, linear
regression and Inte-
gration of Y = f(x).
(R)£29.95



7949D 50 functions. 10+2 mems.
Means & standard devs. All
logs & trigs. etc. Polar rec co/ord.
*£11.75

4148 10-digit + 2 Exp. Full log and
trig funct. X², Reciprocal, π,
x root of y. Polar rectangular co-ordi-
nates. 2-store mem. Mean and Standard
deviation. (R)£21.95

1800. As 4148 but Green display and
Bat operation. *£19.95+
PR100 New Prog. Scientific £42.95
N60 (Navigator) £12.95

ROCKWELL

64RD (illus.)
12-digit
or 8-digit + 2 Exp.
Additional the
44RD. Polar rec.
co-ordinates. Log
Trig, rad or grad.
£24.50



44RD. 9-digit or
5-digit and 2 Exp.
Green Display. Store,
Similar to the 63R
less factorial. *£19.50*

24K. Stainless Steel Slimline. Green
display. In beautiful leatherette wallet
to hold pen, note pad and credit cards
(all included). Full memory. Click
buttons. Rechargeable. (R)£21.95
including recharger.

DECIMO DIGITAL CLOCK RADIO



THIS IS THE MOST UNIQUE clock/radio in
the country today having a soft, 13" high
orange-glow digital readout which is
completely silent and non-pulsating.
In a beautifully styled enclosure with
up-to-date VHF/MW radio. You can
awake to soft music or alarm. Auto-
matic 90 minute 'sleep' button in case
you drop off while the radio is on!

OUR PRICE *£33.95
Plus £1 P&P

NOVUS

4640 (illus.)
10 digit, 2 Exp. 54 functions.
4-level roll stack. 3 Fully addressable
memories. Logs, Trigs, Stat and Metric
conversions etc. (R)£42.95



4650. 8 digit, 2 Exp. Algebraic logic
parenthesis. Constant, roots, powers,
reciprocals. Sci notation. Log, trig, deg
rad, mem, step function.
Mem Ex and Register Ex (R)£27.50

4525. 8 + 2 Exp. 100 step prog. R.P.N.
Full log and trig. XY Exchange.
Mem. 4 roll stack, skip, delete. Addi-
tional progs within the 100 step
*£34.50

4515. 100 step prog
version (R)£23.80

6010. Metric. *£15.95*

6035. 100-step programmable Statis-
tician. Rechargeable. (R)£34.95

6025. Rechargeable. Financier 100-
step programmable (R)£34.95

4510. 8 digits. 3 level stack. All trig &
log functions. √. π. Reci-
procal Memory, etc. *£12.95*

6030. Statistician. *£15.95*

4520. Sci. 8 Dig. + 2 Exp. 4 Figure
roll stat. etc. *£22.95

SINCLAIR

CAMBRIDGE SCIENTIFIC all trig, log
& deg. rads etc. *£8.95
OXFORD SCIENTIFIC larger version of
above. Green display
PARENTHESIS. *£12.95*

ORDER FORM

PHONE CALLS AND PERSONAL CALLERS WELCOME MONS TO
THURS BETWEEN 2 & 5 p.m. 01-458 4755. SUNDAYS 10 a.m. to 1 p.m.
To: BARCLAY ELECTRONICS Dept. 5PE 1115 FINCHLEY ROAD,
TEMPLE FORTUNE, LONDON N.W.11 (Near the M1)

Please send me.....

with/without optional mains adaptor. I enclose cheque/money order total
value £..... Please add 55p to all items to cover p. & p.

NAME.....

ADDRESS.....

COMPANY, GOVT. DEPT. AND
HOSPITAL ORDERS. BARCLAY/
ACCESS ACCEPTED BY PHONE






Handy size Reels & Dispensers

**OF THE WORLD'S FINEST CORED SOLDER TO DO
A PROFESSIONAL JOB AT HOME**

Ersin Multicore Solder contains 5 cores of non-corrosive flux that instantly cleans heavily oxidised surfaces and makes fast, reliable soldering easy. No extra flux is required.



SAVBIT handy solder dispenser

Contains 2.3 metres approx. of 1.22 mm Ersin Multicore Savbit Solder. Savbit increases life of copper bits by 10 times.
Size 5 49p

For soldering fine joints

Two more dispensers to simplify those smaller jobs. PC115 provides 6.4 metres approx. of 0.71 mm solder for fine wires, small components and printed circuits.
PC115 57p
Or size 19A for kit wiring or radio and TV repairs. 2.1 metres approx. of 1.22 mm solder.
Size 19A 53p



handy size reels of SAVBIT, 40/60, 60/40 & ALU-SOL solder alloys

These latest Multicore solder reels are ideal for the toolbox. Popular specifications cover all general and electrical applications, plus a major advance in soldering aluminium. Ask for a free copy of 'Hints on Soldering' containing clear instructions to make every job easy.

Ref.	Alloy	Diam. mm	Length metres approx.	Use	Price
Size 3	40/60 Tin/Lead	1.6	10.0	For economical general purpose repairs and electrical joints.	£1.79
Size 4	ALU-SOL	1.6	8.5	For aluminium repairs. Also solders aluminium to copper, brass etc.	£2.42
Size 10	60/40 Tin/Lead	0.7	39.6	For fine wires, small components and printed circuits.	£1.79
Size 12	SAVBIT	1.2	13.7	For radio, TV and similar work. Increases copper-bit life tenfold.	£1.79



BIB WIRE STRIPPER & CUTTER

Fitted with unique, 8-gauge selector and handle locking device. Sprung for automatic opening. Strips flex and cable in seconds.

Pat. No. 1443913

Model 8B 86p

SOLDER-WICK



Absorbs solder instantly from tags, printed circuits etc. Only needs 40-50 Watt soldering iron. Quick and easy to use. Non-corrosive.

Size 18 97p


Sole U.K. Sales Concessionaires:

Bib Hi-Fi Accessories Limited,

Kelsey House, Wood Lane End, Hemel Hempstead, Herts. HP2 4RQ.

Prices shown are recommended retail, inc. VAT. From Electrical and Hardware Shops. In difficulty send direct, plus 20p P&P. Prices and specifications subject to change without notice.

THE 'METAC' DIGITAL ALARM CLOCK



- Choice of Bright Orange 12 Hour Display, or
- Soft Green 24 Hour Display ● 24 Hour Alarm
- 10 Minute Repetition ● Alarm Set Indicator
- Accurate Silent Timekeeping ● British Designed and Built

SAME DAY DISPATCH orders received before 2 pm are posted same day

£12.99 + £1.04 VAT

Cash, Cheque or Postal Order or if you wish to use Barclaycard or Access, simply quote name, address and card number when ordering

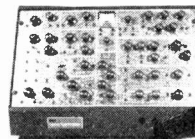
Metac-Electronics and Time Centre



67 High St., Daventry, Northants
Tel. Daventry (032 72) 76545.
3 New Arcade, High St., Uxbridge, Middx
Tel. Uxbridge (0895) 56961



SYNTHESISERS?



The P.E. Minisonic Mk. 2 and the P.E. Sound Synthesiser are still available as complete kits, module kits, and as complete professionally built units, all at competitive prices—our kits are all designer approved, using top quality components and incorporating the latest modifications.

We feel that the Minisonic 2 still represents the best value for money in synthesisers today, but if you require even greater flexibility, why not add a second P.C.B. with an extra oscillator, an extra envelope shaper/V.C.A. or even an extra filter.


Some examples of our prices are listed below for the Minisonic 2, but for full details of price breakdown and kit contents, including Minisonic Mk. 1 updating kits, send large S.A.E.

Cabinet kit (inc. keyboard, etc.)	£211.90	Noise generator	£2.80
Keyboard controller	£9.54	Output amplifiers	£7.52
Voltage controlled oscillator (2 required)	£18.66	Control envelope inverter	£0.90
Sync. kit:		Stabilised power supply	£9.90
Envelope shaper/V.C.A. (2 required)	£7.57	Conversion kits. Pack containing 1 off ancillary functions kit, 2 off oscillator conversion kit (2 required)	£37.14
H.F. oscillator/detector	£1.03	Electronic component kit (complete)	£106.68
Hold isolator	£3.56	Main P.C.B. (separately)	£4.20
Voltage controlled filter	£8.59	P.S.U. P.C.B. (separately)	£2.05
Ring modulator	£4.13		

EATON AUDIO

P.O. BOX 3
6 JUTLAND RISE
ST. NEOTS
CAMBS PE19 3JB

TERMS MAIL ORDER ONLY. C.W.O MINIMUM ORDER £1. VAT Please add 12½% to value of order inc. P & P unless otherwise stated. Cheques or P.O.s payable to Eaton Audio. Orders over £5 free of P. & P., otherwise please add 10p in the £1



TRANSISTOR UNIVERSAL AMPLIFICATION Co. Ltd. PHONE 01-672 3137/672 9080

12 STEREO DISCO MIXER

With touch sensitive switching and auto fade

INPUTS: Four identical stereo inputs available with any equalisation. Two magnetic and two flat supplied as standard. High quality slider control on each channel. Volume, treble and bass controls for each pair of sliders. Sensitivity mag. $\pm 18dB$ at 15kHz. **OUTPUT:** at 1kHz. Bass control (20dB) available. Attenuated output for TUAC Power Modules. **ROTARY MASTER AND BALANCE CONTROLS:** Band width 15Hz-25kHz $\pm 1dB$. **P.F.L.:** Output 250mV into 8 ohms. Rotary volume control. Monitoring facility for all 4 channels. Selection via touch sensitive illuminated switches. Switched visual cue indicator. **Miscellaneous Facilities:** Two illuminated deck on/off switches. Mains illuminated on/off back cover. Complete with full instructions. Size: 25cm long x 6in high x 3in deep.

£115

PRE AMPLIFIERS

Designed for use with TUAC power amplifier modules. Extensive research has gone into various wide range tone control circuits producing superb sound quality. Thousands already in use in professional amplification systems. **VA08** Vol. Treb. and Bass controls. Hi. IMP. FET. I/P suitable Mid. Guitar. Radio Crystal/Ceramic P.U. Sensitivity 4mV. Treble $\pm 35dB$ at 10kHz. Mid ± 20 - 15dB at 1kHz. Bass ± 20 - 10dB at 40Hz. **£8.50**

VA05 Vol. Treb. and Bass controls. Sensitivity 8mV. Treb. ± 28 - 15dB at 12kHz. Bass $\pm 18dB$ and 40Hz. **£7.50**

2 SVA08 STEREO PRE AMP Vol. Treb. Mid and Bass controls. I/P suitable. Guitar. Crystal/Ceramic P.U. Sensitivity 4mV. Treble $\pm 35dB$ at 16kHz. Mid ± 20 - 15dB at 4kHz. Bass ± 20 - 10dB at 40Hz. Plus Full Balance Control. Fully I/C operation supply voltage $\pm 15VDC$. **£15.00**

5 POWER SUPPLIES

Vacuum varnish impregnated. Transformers with supply board incorporating pre-amp supply. **PS250** for supplying 2 TP125s **£28.00** **PS200** for supply to TL100 **£26.75** **PS60/60** for supplying 2 TL60s **£25.50** **PS125** ± 45 volts for TP125 **£16.75** **PS100** ± 43 volts for TL100 **£15.50** **PS60** ± 38 volts for TL60 **£14.50** **PS30** ± 25 volts for TL30 **£9.75** **PSU 2** for supplying disco mixer **£6.50**

AMPLIFIER MODULES

TL30 D.C. COUPLED $5 \times 5 \times 1\frac{1}{2}$ in.

• 30 watt R.M.S. continuous sine wave output **£12.50**
• 8 transistors 4 diodes

TL60 $5 \times 5 \times 3$ in.

• 60 watt R.M.S. continuous sine wave output **£16.75**
• 2 R.C.A. 110 watt 15 amp transistors

TL100 $5 \times 5 \times 3$ in.

• 100 watt R.M.S. continuous sine wave output **£18.75**
• 2 R.C.A. 150 watt 15 amp transistors

TP125 $7 \times 6\frac{1}{2} \times 3$ in.

• 125 watt R.M.S. continuous sine wave output **£23.25**
• 4 R.C.A. 150 watt 15 amp output transistors

Specification on power modules • Rugged layer wound driver transformer (except TL30) • Short-Open- and Thermal overload protection • Only 6 connections. All output power ratings $\pm 0.5dB$. Output impedance 8-15 ohms. THD at full power 2% typically 1%. Input sensitivity 60mV into 10k Ω . Frequency response 20Hz-20kHz $\pm 2dB$. Hum and noise better than -70dB

ALL PRICES INCLUDE V.A.T.

POSTAGE AND PACKING FREE
Send large stamped addressed envelope with all enquiries for fully illustrated 12 page catalogue. Trade and Export Enquiries 01-672 9080

STOCKISTS—CALLERS ONLY

- Geo. Matthews, 65-67 Hurst Street, Birmingham (Tel. 021-622 1941)
- Arthur Salles Ltd., 28 Gardner Street (Tel. Brighton 65606) (Tel. Bristol 41656)
- Leighton Disco Centre, 25 The Promenade, Gloucester Road (Tel. Saccodi 41656)
- Cookes Disco Centre, 55 Cowley Road, Coventry (Tel. 02476 3739)
- H.B. Electronics, 54 Montagu Street (Tel. Kettering 83922)
- Leighton Electronics Centre, 59 North Street (Tel. Leighton Buzzard 2316)
- Garnard Bros. Ltd., Deptford Braeaway, London 01 692 4117
- Daniell Electronics, 96 Cambridge Road, High Wycombe (Tel. 04940)
- Leighton Disco Centre, 88 Washington Street, Luton (Tel. Luton 41723)
- Mitchell Electronics, 7 Queen Street (Tel. Salisbury 23689)
- Sensation Music, 163 Micham Road, Tooting (Tel. 01-872 3413)
- Mon-Sat: 9.30 a.m. - 5.30 p.m. Half Day Wed: 9.30 a.m. - 1 p.m.

MANUFACTURERS OF ELECTRONIC AND AMPLIFICATION EQUIPMENT

THE PIEZO SUPER HORN

has all the features! ONLY £10.95

- NEEDS NO CROSS-OVER NETWORK • FREQUENCY RESPONSE 4,000-30,000HZ $\pm 6dB$ • PATENTED MOMENTUM DRIVE PRINCIPLE
- NO VOICE COILS OR MAGNETS • HIGH INTERNAL IMPEDANCE
- ADAPTS TO ANY SYSTEM • HIGH ACUSTIC OUTPUT • MANY CAN BE CONNECTED IN SERIES TO FORM AN ARRAY—INCREASED OUTPUT
- POWER HANDLING CAPACITY 25 volts RMS—see chart

POWER HANDLING GUIDE	
System impedance	Capacity
2 ohms	312 watts
4 ohms	156 watts
8 ohms	78 watts
16 ohms	39 watts



COMPACT—
 $3\frac{1}{2} \times 3\frac{1}{2} \times 2\frac{1}{2}$ in.

THE TUAC RANGE includes . . .

- MONO DISCO MIXER with auto fade**
 - 4 Channel Sound to Light Sequence Chaser
 - 3 Channel Light Modulator
 - Auxiliary Sequence Dimmer

FRONT PANELS for above LIGHTING UNITS

(complete with switches, neons and knobs)

- TUAC AMPLIFICATION**
 - LoLine 125 watt With sustain **£95.00**
 - LoLine Slave 125 watt **£80.00**
 - LoLine 60 watt with sustain **£75.00**
 - Combo 30 watt 60 reverb **£150.00**
 - Combo 30 **£80.00**

(For Spec. see December, P. E.)

TO ORDER BY POST

Make cheques/P.O.s payable to TUAC LTD (PE 57) or quote Access/Barclaycard No. and post to TUAC LTD (PE57) 119 Charming Road, London SW17 9AB. We accept phone orders from Access/Barclaycard Holders. Phone 01-672 9080.

SUPPLIERS TO H.M. GOVT. DEPTS. MANUFACTURED AND ASSEMBLED IN G.T. BRITAIN FULLY TESTED AND GUARANTEED.

TRANSFORMERS


ALL EX-STOCK—SAME DAY DESPATCH

AUTO TRANSFORMERS <table border="1" style="width: 100%; border-collapse: collapse;"> <tr><th>Ref</th><th>VA (Watts)</th><th>Taps</th><th>£</th></tr> <tr><td>113</td><td>20</td><td>0-115-210-240</td><td>3 01</td></tr> <tr><td>64</td><td>75</td><td>0-115-210-240</td><td>4 65</td></tr> <tr><td>4</td><td>150</td><td>0-115-200-220-240</td><td>6 51</td></tr> <tr><td>66</td><td>300</td><td>0-115-200-220-240</td><td>8 82</td></tr> <tr><td>67</td><td>500</td><td>0-115-200-220-240</td><td>13 10</td></tr> <tr><td>64</td><td>1000</td><td>0-115-200-220-240</td><td>20 75</td></tr> <tr><td>93</td><td>1500</td><td>0-115-200-220-240</td><td>23 82†</td></tr> <tr><td>95</td><td>2000</td><td>0-115-200-220-240</td><td>34 17†</td></tr> <tr><td>73</td><td>3000</td><td>0-115-200-220-240</td><td>47 83†</td></tr> </table>	Ref	VA (Watts)	Taps	£	113	20	0-115-210-240	3 01	64	75	0-115-210-240	4 65	4	150	0-115-200-220-240	6 51	66	300	0-115-200-220-240	8 82	67	500	0-115-200-220-240	13 10	64	1000	0-115-200-220-240	20 75	93	1500	0-115-200-220-240	23 82†	95	2000	0-115-200-220-240	34 17†	73	3000	0-115-200-220-240	47 83†	SCREENED MINIATURES <table border="1" style="width: 100%; border-collapse: collapse;"> <tr><th>Ref</th><th>mA</th><th>Volts</th><th>£</th></tr> <tr><td>230</td><td>200</td><td>3-3</td><td>2 65</td></tr> <tr><td>212</td><td>1A, 1A</td><td>0-6, 0-6</td><td>3 27</td></tr> <tr><td>13</td><td>100</td><td>9-0-9</td><td>2 39</td></tr> <tr><td>235</td><td>330, 330</td><td>0-9-0-9</td><td>2 49</td></tr> <tr><td>207</td><td>500, 500</td><td>0-8-9, 0-8-9</td><td>3 14</td></tr> <tr><td>208</td><td>1A, 1A</td><td>0-8-9, 0-8-9</td><td>4 51</td></tr> <tr><td>236</td><td>200</td><td>0-15, 0-15</td><td>2 49</td></tr> <tr><td>214</td><td>300, 300</td><td>0-20, 0-20</td><td>3 22</td></tr> <tr><td>221</td><td>700 (DC)</td><td>20-12-0-12-20</td><td>3 90</td></tr> <tr><td>206</td><td>1A, 1A</td><td>0-15-20, 0-15-20</td><td>5 37</td></tr> <tr><td>203</td><td>500, 500</td><td>0-15-27, 0-15-27</td><td>4 77</td></tr> <tr><td>204</td><td>1A, 1A</td><td>0-15-27, 0-15-27</td><td>6 00</td></tr> <tr><td>S112</td><td>500</td><td>12, 15, 20, 24, 30</td><td>3 30</td></tr> </table>	Ref	mA	Volts	£	230	200	3-3	2 65	212	1A, 1A	0-6, 0-6	3 27	13	100	9-0-9	2 39	235	330, 330	0-9-0-9	2 49	207	500, 500	0-8-9, 0-8-9	3 14	208	1A, 1A	0-8-9, 0-8-9	4 51	236	200	0-15, 0-15	2 49	214	300, 300	0-20, 0-20	3 22	221	700 (DC)	20-12-0-12-20	3 90	206	1A, 1A	0-15-20, 0-15-20	5 37	203	500, 500	0-15-27, 0-15-27	4 77	204	1A, 1A	0-15-27, 0-15-27	6 00	S112	500	12, 15, 20, 24, 30	3 30	MAINS ISOLATING SCREENED <table border="1" style="width: 100%; border-collapse: collapse;"> <tr><th>Ref</th><th>VA (Watts)</th><th>£</th></tr> <tr><td>07*</td><td>20</td><td>4 96</td></tr> <tr><td>149</td><td>60</td><td>6 93</td></tr> <tr><td>157</td><td>100</td><td>7 65</td></tr> <tr><td>151</td><td>200</td><td>12 32</td></tr> <tr><td>152</td><td>250</td><td>14 47</td></tr> <tr><td>153</td><td>350</td><td>17 74</td></tr> <tr><td>154</td><td>500</td><td>21 16</td></tr> <tr><td>155</td><td>750</td><td>28 20†</td></tr> <tr><td>156</td><td>1000</td><td>37 97†</td></tr> <tr><td>157</td><td>1500</td><td>45 51†</td></tr> <tr><td>158</td><td>2000</td><td>53 24†</td></tr> <tr><td>159</td><td>3000</td><td>80 78†</td></tr> </table>	Ref	VA (Watts)	£	07*	20	4 96	149	60	6 93	157	100	7 65	151	200	12 32	152	250	14 47	153	350	17 74	154	500	21 16	155	750	28 20†	156	1000	37 97†	157	1500	45 51†	158	2000	53 24†	159	3000	80 78†	12 and or 24 Volt PRIMARY 220-240 VOLTS <table border="1" style="width: 100%; border-collapse: collapse;"> <tr><th>Ref.</th><th>12V</th><th>24V</th><th>£</th></tr> <tr><td>111</td><td>0 5</td><td>0 25</td><td>4 44</td></tr> <tr><td>213</td><td>1 0</td><td>0 5</td><td>3 10</td></tr> <tr><td>71</td><td>2</td><td>1</td><td>3 88</td></tr> <tr><td>68</td><td>3</td><td>-</td><td>5 26</td></tr> <tr><td>18</td><td>4</td><td>2</td><td>4 90</td></tr> <tr><td>85</td><td>5</td><td>-</td><td>5 62</td></tr> <tr><td>70</td><td>6</td><td>3</td><td>6 58</td></tr> <tr><td>108</td><td>8</td><td>4</td><td>7 83</td></tr> <tr><td>72</td><td>10</td><td>5</td><td>8 37</td></tr> <tr><td>116</td><td>12</td><td>6</td><td>9 66</td></tr> <tr><td>17</td><td>15</td><td>8</td><td>11 12</td></tr> <tr><td>115</td><td>20</td><td>10</td><td>15 42</td></tr> <tr><td>187</td><td>30</td><td>15</td><td>19 50</td></tr> <tr><td>226</td><td>60</td><td>30</td><td>24 78†</td></tr> </table>	Ref.	12V	24V	£	111	0 5	0 25	4 44	213	1 0	0 5	3 10	71	2	1	3 88	68	3	-	5 26	18	4	2	4 90	85	5	-	5 62	70	6	3	6 58	108	8	4	7 83	72	10	5	8 37	116	12	6	9 66	17	15	8	11 12	115	20	10	15 42	187	30	15	19 50	226	60	30	24 78†																																						
Ref	VA (Watts)	Taps	£																																																																																																																																																																																																																																									
113	20	0-115-210-240	3 01																																																																																																																																																																																																																																									
64	75	0-115-210-240	4 65																																																																																																																																																																																																																																									
4	150	0-115-200-220-240	6 51																																																																																																																																																																																																																																									
66	300	0-115-200-220-240	8 82																																																																																																																																																																																																																																									
67	500	0-115-200-220-240	13 10																																																																																																																																																																																																																																									
64	1000	0-115-200-220-240	20 75																																																																																																																																																																																																																																									
93	1500	0-115-200-220-240	23 82†																																																																																																																																																																																																																																									
95	2000	0-115-200-220-240	34 17†																																																																																																																																																																																																																																									
73	3000	0-115-200-220-240	47 83†																																																																																																																																																																																																																																									
Ref	mA	Volts	£																																																																																																																																																																																																																																									
230	200	3-3	2 65																																																																																																																																																																																																																																									
212	1A, 1A	0-6, 0-6	3 27																																																																																																																																																																																																																																									
13	100	9-0-9	2 39																																																																																																																																																																																																																																									
235	330, 330	0-9-0-9	2 49																																																																																																																																																																																																																																									
207	500, 500	0-8-9, 0-8-9	3 14																																																																																																																																																																																																																																									
208	1A, 1A	0-8-9, 0-8-9	4 51																																																																																																																																																																																																																																									
236	200	0-15, 0-15	2 49																																																																																																																																																																																																																																									
214	300, 300	0-20, 0-20	3 22																																																																																																																																																																																																																																									
221	700 (DC)	20-12-0-12-20	3 90																																																																																																																																																																																																																																									
206	1A, 1A	0-15-20, 0-15-20	5 37																																																																																																																																																																																																																																									
203	500, 500	0-15-27, 0-15-27	4 77																																																																																																																																																																																																																																									
204	1A, 1A	0-15-27, 0-15-27	6 00																																																																																																																																																																																																																																									
S112	500	12, 15, 20, 24, 30	3 30																																																																																																																																																																																																																																									
Ref	VA (Watts)	£																																																																																																																																																																																																																																										
07*	20	4 96																																																																																																																																																																																																																																										
149	60	6 93																																																																																																																																																																																																																																										
157	100	7 65																																																																																																																																																																																																																																										
151	200	12 32																																																																																																																																																																																																																																										
152	250	14 47																																																																																																																																																																																																																																										
153	350	17 74																																																																																																																																																																																																																																										
154	500	21 16																																																																																																																																																																																																																																										
155	750	28 20†																																																																																																																																																																																																																																										
156	1000	37 97†																																																																																																																																																																																																																																										
157	1500	45 51†																																																																																																																																																																																																																																										
158	2000	53 24†																																																																																																																																																																																																																																										
159	3000	80 78†																																																																																																																																																																																																																																										
Ref.	12V	24V	£																																																																																																																																																																																																																																									
111	0 5	0 25	4 44																																																																																																																																																																																																																																									
213	1 0	0 5	3 10																																																																																																																																																																																																																																									
71	2	1	3 88																																																																																																																																																																																																																																									
68	3	-	5 26																																																																																																																																																																																																																																									
18	4	2	4 90																																																																																																																																																																																																																																									
85	5	-	5 62																																																																																																																																																																																																																																									
70	6	3	6 58																																																																																																																																																																																																																																									
108	8	4	7 83																																																																																																																																																																																																																																									
72	10	5	8 37																																																																																																																																																																																																																																									
116	12	6	9 66																																																																																																																																																																																																																																									
17	15	8	11 12																																																																																																																																																																																																																																									
115	20	10	15 42																																																																																																																																																																																																																																									
187	30	15	19 50																																																																																																																																																																																																																																									
226	60	30	24 78†																																																																																																																																																																																																																																									
CASED AUTO TRANSFORMERS 240V cable in & 115V U.S.A. 2 pin outlet <table border="1" style="width: 100%; border-collapse: collapse;"> <tr><th>Ref</th><th>£</th><th>Ref</th><th>£</th></tr> <tr><td>20VA</td><td>E9 50</td><td>Ref 113W</td><td></td></tr> <tr><td>150VA</td><td>E9 09</td><td>Ref 4W</td><td></td></tr> <tr><td>200VA</td><td>E11 72</td><td>Ref 65W</td><td></td></tr> <tr><td>300VA</td><td>E14 10</td><td>Ref 66W</td><td></td></tr> <tr><td>500VA</td><td>E16 42</td><td>Ref 67W</td><td></td></tr> <tr><td>1000VA</td><td>E22 84†</td><td>Ref 84W</td><td></td></tr> <tr><td>2000VA</td><td>E37 82†</td><td>Ref 95W</td><td></td></tr> </table>	Ref	£	Ref	£	20VA	E9 50	Ref 113W		150VA	E9 09	Ref 4W		200VA	E11 72	Ref 65W		300VA	E14 10	Ref 66W		500VA	E16 42	Ref 67W		1000VA	E22 84†	Ref 84W		2000VA	E37 82†	Ref 95W		30 VOLT RANGE <table border="1" style="width: 100%; border-collapse: collapse;"> <tr><th>Ref</th><th>Amps</th><th>£</th></tr> <tr><td>112</td><td>0 5</td><td>3 30</td></tr> <tr><td>79</td><td>1 0</td><td>4 20</td></tr> <tr><td>3</td><td>2 0</td><td>6 04</td></tr> <tr><td>20</td><td>3 0</td><td>7 30</td></tr> <tr><td>21</td><td>4 0</td><td>8 40</td></tr> <tr><td>51</td><td>5 0</td><td>9 75</td></tr> <tr><td>117</td><td>6 0</td><td>11 29</td></tr> <tr><td>88</td><td>8 0</td><td>14 15</td></tr> <tr><td>89</td><td>10 0</td><td>14 52</td></tr> </table>	Ref	Amps	£	112	0 5	3 30	79	1 0	4 20	3	2 0	6 04	20	3 0	7 30	21	4 0	8 40	51	5 0	9 75	117	6 0	11 29	88	8 0	14 15	89	10 0	14 52	TEST METERS <table border="1" style="width: 100%; border-collapse: collapse;"> <tr><th>Ref</th><th>£</th></tr> <tr><td>AVO 8 MKS</td><td>E67 33</td></tr> <tr><td>AVO 71</td><td>E27 97</td></tr> <tr><td>AVO TT 169 in circuit</td><td></td></tr> <tr><td>Transistor Tester</td><td>E28 94</td></tr> <tr><td>AVO MMS</td><td>E23 48</td></tr> <tr><td>U4315 inc steel case</td><td>E16 52</td></tr> </table>	Ref	£	AVO 8 MKS	E67 33	AVO 71	E27 97	AVO TT 169 in circuit		Transistor Tester	E28 94	AVO MMS	E23 48	U4315 inc steel case	E16 52	60 VOLT RANGE <table border="1" style="width: 100%; border-collapse: collapse;"> <tr><th>Ref</th><th>Amps</th><th>£</th></tr> <tr><td>124</td><td>0 5</td><td>4 51</td></tr> <tr><td>126</td><td>1 0</td><td>5 84</td></tr> <tr><td>127</td><td>2 0</td><td>8 15</td></tr> <tr><td>125</td><td>3 0</td><td>11 23</td></tr> <tr><td>123</td><td>4 0</td><td>13 59</td></tr> <tr><td>40</td><td>5 0</td><td>14 95</td></tr> <tr><td>120</td><td>6 0</td><td>17 53</td></tr> <tr><td>121</td><td>8 0</td><td>19 56†</td></tr> <tr><td>122</td><td>10 0</td><td>24 09†</td></tr> <tr><td>189</td><td>12 0</td><td>26 57†</td></tr> </table>	Ref	Amps	£	124	0 5	4 51	126	1 0	5 84	127	2 0	8 15	125	3 0	11 23	123	4 0	13 59	40	5 0	14 95	120	6 0	17 53	121	8 0	19 56†	122	10 0	24 09†	189	12 0	26 57†	SCREENED MINIATURES <table border="1" style="width: 100%; border-collapse: collapse;"> <tr><th>Ref</th><th>mA</th><th>Volts</th><th>£</th></tr> <tr><td>230</td><td>200</td><td>3-3</td><td>2 65</td></tr> <tr><td>212</td><td>1A, 1A</td><td>0-6, 0-6</td><td>3 27</td></tr> <tr><td>13</td><td>100</td><td>9-0-9</td><td>2 39</td></tr> <tr><td>235</td><td>330, 330</td><td>0-9-0-9</td><td>2 49</td></tr> <tr><td>207</td><td>500, 500</td><td>0-8-9, 0-8-9</td><td>3 14</td></tr> <tr><td>208</td><td>1A, 1A</td><td>0-8-9, 0-8-9</td><td>4 51</td></tr> <tr><td>236</td><td>200</td><td>0-15, 0-15</td><td>2 49</td></tr> <tr><td>214</td><td>300, 300</td><td>0-20, 0-20</td><td>3 22</td></tr> <tr><td>221</td><td>700 (DC)</td><td>20-12-0-12-20</td><td>3 90</td></tr> <tr><td>206</td><td>1A, 1A</td><td>0-15-20, 0-15-20</td><td>5 37</td></tr> <tr><td>203</td><td>500, 500</td><td>0-15-27, 0-15-27</td><td>4 77</td></tr> <tr><td>204</td><td>1A, 1A</td><td>0-15-27, 0-15-27</td><td>6 00</td></tr> <tr><td>S112</td><td>500</td><td>12, 15, 20, 24, 30</td><td>3 30</td></tr> </table>	Ref	mA	Volts	£	230	200	3-3	2 65	212	1A, 1A	0-6, 0-6	3 27	13	100	9-0-9	2 39	235	330, 330	0-9-0-9	2 49	207	500, 500	0-8-9, 0-8-9	3 14	208	1A, 1A	0-8-9, 0-8-9	4 51	236	200	0-15, 0-15	2 49	214	300, 300	0-20, 0-20	3 22	221	700 (DC)	20-12-0-12-20	3 90	206	1A, 1A	0-15-20, 0-15-20	5 37	203	500, 500	0-15-27, 0-15-27	4 77	204	1A, 1A	0-15-27, 0-15-27	6 00	S112	500	12, 15, 20, 24, 30	3 30	DECS SOLDERLESS BREAD-BOARDING <table border="1" style="width: 100%; border-collapse: collapse;"> <tr><th>Ref</th><th>£</th></tr> <tr><td>S Dec 70 contacts</td><td>E2 41</td></tr> <tr><td>T Dec 208 contacts</td><td>E3 92</td></tr> <tr><td>U Dec 'A' for I.C.s, etc</td><td>E4 58</td></tr> <tr><td>U Dec 'B' for I.C.s, etc</td><td>E7 82</td></tr> </table>	Ref	£	S Dec 70 contacts	E2 41	T Dec 208 contacts	E3 92	U Dec 'A' for I.C.s, etc	E4 58	U Dec 'B' for I.C.s, etc	E7 82	HIGH VOLTAGE <table border="1" style="width: 100%; border-collapse: collapse;"> <tr><th>Ref</th><th>Amps</th><th>£</th></tr> <tr><td>102</td><td>0 5</td><td>4 17</td></tr> <tr><td>103</td><td>1 0</td><td>5 38</td></tr> <tr><td>104</td><td>2 0</td><td>7 61</td></tr> <tr><td>105</td><td>3 0</td><td>9 62</td></tr> <tr><td>106</td><td>4 0</td><td>11 92</td></tr> <tr><td>107</td><td>6 0</td><td>17 27</td></tr> <tr><td>118</td><td>8 0</td><td>18 67</td></tr> <tr><td>119</td><td>10 0</td><td>22 04†</td></tr> </table>	Ref	Amps	£	102	0 5	4 17	103	1 0	5 38	104	2 0	7 61	105	3 0	9 62	106	4 0	11 92	107	6 0	17 27	118	8 0	18 67	119	10 0	22 04†	50 VOLT RANGE <table border="1" style="width: 100%; border-collapse: collapse;"> <tr><th>Ref</th><th>Amps</th><th>£</th></tr> <tr><td>102</td><td>0 5</td><td>4 17</td></tr> <tr><td>103</td><td>1 0</td><td>5 38</td></tr> <tr><td>104</td><td>2 0</td><td>7 61</td></tr> <tr><td>105</td><td>3 0</td><td>9 62</td></tr> <tr><td>106</td><td>4 0</td><td>11 92</td></tr> <tr><td>107</td><td>6 0</td><td>17 27</td></tr> <tr><td>118</td><td>8 0</td><td>18 67</td></tr> <tr><td>119</td><td>10 0</td><td>22 04†</td></tr> </table>	Ref	Amps	£	102	0 5	4 17	103	1 0	5 38	104	2 0	7 61	105	3 0	9 62	106	4 0	11 92	107	6 0	17 27	118	8 0	18 67	119	10 0	22 04†
Ref	£	Ref	£																																																																																																																																																																																																																																									
20VA	E9 50	Ref 113W																																																																																																																																																																																																																																										
150VA	E9 09	Ref 4W																																																																																																																																																																																																																																										
200VA	E11 72	Ref 65W																																																																																																																																																																																																																																										
300VA	E14 10	Ref 66W																																																																																																																																																																																																																																										
500VA	E16 42	Ref 67W																																																																																																																																																																																																																																										
1000VA	E22 84†	Ref 84W																																																																																																																																																																																																																																										
2000VA	E37 82†	Ref 95W																																																																																																																																																																																																																																										
Ref	Amps	£																																																																																																																																																																																																																																										
112	0 5	3 30																																																																																																																																																																																																																																										
79	1 0	4 20																																																																																																																																																																																																																																										
3	2 0	6 04																																																																																																																																																																																																																																										
20	3 0	7 30																																																																																																																																																																																																																																										
21	4 0	8 40																																																																																																																																																																																																																																										
51	5 0	9 75																																																																																																																																																																																																																																										
117	6 0	11 29																																																																																																																																																																																																																																										
88	8 0	14 15																																																																																																																																																																																																																																										
89	10 0	14 52																																																																																																																																																																																																																																										
Ref	£																																																																																																																																																																																																																																											
AVO 8 MKS	E67 33																																																																																																																																																																																																																																											
AVO 71	E27 97																																																																																																																																																																																																																																											
AVO TT 169 in circuit																																																																																																																																																																																																																																												
Transistor Tester	E28 94																																																																																																																																																																																																																																											
AVO MMS	E23 48																																																																																																																																																																																																																																											
U4315 inc steel case	E16 52																																																																																																																																																																																																																																											
Ref	Amps	£																																																																																																																																																																																																																																										
124	0 5	4 51																																																																																																																																																																																																																																										
126	1 0	5 84																																																																																																																																																																																																																																										
127	2 0	8 15																																																																																																																																																																																																																																										
125	3 0	11 23																																																																																																																																																																																																																																										
123	4 0	13 59																																																																																																																																																																																																																																										
40	5 0	14 95																																																																																																																																																																																																																																										
120	6 0	17 53																																																																																																																																																																																																																																										
121	8 0	19 56†																																																																																																																																																																																																																																										
122	10 0	24 09†																																																																																																																																																																																																																																										
189	12 0	26 57†																																																																																																																																																																																																																																										
Ref	mA	Volts	£																																																																																																																																																																																																																																									
230	200	3-3	2 65																																																																																																																																																																																																																																									
212	1A, 1A	0-6, 0-6	3 27																																																																																																																																																																																																																																									
13	100	9-0-9	2 39																																																																																																																																																																																																																																									
235	330, 330	0-9-0-9	2 49																																																																																																																																																																																																																																									
207	500, 500	0-8-9, 0-8-9	3 14																																																																																																																																																																																																																																									
208	1A, 1A	0-8-9, 0-8-9	4 51																																																																																																																																																																																																																																									
236	200	0-15, 0-15	2 49																																																																																																																																																																																																																																									
214	300, 300	0-20, 0-20	3 22																																																																																																																																																																																																																																									
221	700 (DC)	20-12-0-12-20	3 90																																																																																																																																																																																																																																									
206	1A, 1A	0-15-20, 0-15-20	5 37																																																																																																																																																																																																																																									
203	500, 500	0-15-27, 0-15-27	4 77																																																																																																																																																																																																																																									
204	1A, 1A	0-15-27, 0-15-27	6 00																																																																																																																																																																																																																																									
S112	500	12, 15, 20, 24, 30	3 30																																																																																																																																																																																																																																									
Ref	£																																																																																																																																																																																																																																											
S Dec 70 contacts	E2 41																																																																																																																																																																																																																																											
T Dec 208 contacts	E3 92																																																																																																																																																																																																																																											
U Dec 'A' for I.C.s, etc	E4 58																																																																																																																																																																																																																																											
U Dec 'B' for I.C.s, etc	E7 82																																																																																																																																																																																																																																											
Ref	Amps	£																																																																																																																																																																																																																																										
102	0 5	4 17																																																																																																																																																																																																																																										
103	1 0	5 38																																																																																																																																																																																																																																										
104	2 0	7 61																																																																																																																																																																																																																																										
105	3 0	9 62																																																																																																																																																																																																																																										
106	4 0	11 92																																																																																																																																																																																																																																										
107	6 0	17 27																																																																																																																																																																																																																																										
118	8 0	18 67																																																																																																																																																																																																																																										
119	10 0	22 04†																																																																																																																																																																																																																																										
Ref	Amps	£																																																																																																																																																																																																																																										
102	0 5	4 17																																																																																																																																																																																																																																										
103	1 0	5 38																																																																																																																																																																																																																																										
104	2 0	7 61																																																																																																																																																																																																																																										
105	3 0	9 62																																																																																																																																																																																																																																										
106	4 0	11 92																																																																																																																																																																																																																																										
107	6 0	17 27																																																																																																																																																																																																																																										
118	8 0	18 67																																																																																																																																																																																																																																										
119	10 0	22 04†																																																																																																																																																																																																																																										
BRIDGE RECTIFIERS <table border="1" style="width: 100%; border-collapse: collapse;"> <tr><th>Ref</th><th>£</th></tr> <tr><td>200V 2A</td><td>0 67</td></tr> <tr><td>400V 2A</td><td>0 78</td></tr> <tr><td>200V 4A</td><td>0 89</td></tr> <tr><td>400V 4A</td><td>1 06</td></tr> <tr><td>400V 5A</td><td>1 29</td></tr> <tr><td>500V 10A</td><td>2 70</td></tr> </table>	Ref	£	200V 2A	0 67	400V 2A	0 78	200V 4A	0 89	400V 4A	1 06	400V 5A	1 29	500V 10A	2 70	PHASE-LOCK LOOP 4 Pre-selected stations supply 20-35V. 90mA Max. E23 41	COMPONENT PACKS 200 Mixed value resistors (count by weight) 150 Mixed value capacitors (count by weight) 30 Mixed value precision resistors ±2% 15 Assorted pots and pre-sets 10 Reed switches 3 Micro switches 15 Wire wound resistors—mixed wattage 1 Pack wire 50 metres, assorted colours STATE PACK REQUIRED 90p PER PACK	HIGH QUALITY MODULES <table border="1" style="width: 100%; border-collapse: collapse;"> <tr><th>Ref</th><th>£</th></tr> <tr><td>5 Watt RMS AMPLIFIER</td><td>E3 50</td></tr> <tr><td>10 Watt RMS AMPLIFIER</td><td>E3 83</td></tr> <tr><td>25 Watt RMS AMPLIFIER</td><td>E5 16</td></tr> <tr><td>125W RMS AMPLIFIER</td><td>E18 21</td></tr> <tr><td>PRE-AMP for 5-10W</td><td>E7 81</td></tr> <tr><td>PRE-AMP for 25W</td><td>E15 74</td></tr> <tr><td>POWER SUPPLIES 5-10W</td><td>E1 73</td></tr> <tr><td>POWER SUPPLIES 25W</td><td>E4 48</td></tr> <tr><td>TRANSFORMER 5-10W</td><td>E3 89</td></tr> <tr><td>TRANSFORMER 25W</td><td>E6 04</td></tr> </table>	Ref	£	5 Watt RMS AMPLIFIER	E3 50	10 Watt RMS AMPLIFIER	E3 83	25 Watt RMS AMPLIFIER	E5 16	125W RMS AMPLIFIER	E18 21	PRE-AMP for 5-10W	E7 81	PRE-AMP for 25W	E15 74	POWER SUPPLIES 5-10W	E1 73	POWER SUPPLIES 25W	E4 48	TRANSFORMER 5-10W	E3 89	TRANSFORMER 25W	E6 04	CARTRIDGES <table border="1" style="width: 100%; border-collapse: collapse;"> <tr><th>Ref</th><th>£</th></tr> <tr><td>AT55</td><td>E5 20</td></tr> <tr><td>SONOTONE</td><td></td></tr> <tr><td>V100</td><td>E5 79</td></tr> <tr><td>9TAHC</td><td>E3 18</td></tr> <tr><td>ACOS</td><td></td></tr> <tr><td>GP92-1</td><td>E2 67</td></tr> <tr><td>GP96-1</td><td>E2 82</td></tr> <tr><td>B.S.R.</td><td></td></tr> <tr><td>SX6M</td><td>E2 75</td></tr> <tr><td>SC12M</td><td>E3 50</td></tr> <tr><td>GOLDRING</td><td></td></tr> <tr><td>G80</td><td>E5 55</td></tr> <tr><td>G850</td><td>E4 78</td></tr> <tr><td>SHURE</td><td></td></tr> <tr><td>M75-6S</td><td>E12 50</td></tr> <tr><td>M55E</td><td>E14 19</td></tr> </table>	Ref	£	AT55	E5 20	SONOTONE		V100	E5 79	9TAHC	E3 18	ACOS		GP92-1	E2 67	GP96-1	E2 82	B.S.R.		SX6M	E2 75	SC12M	E3 50	GOLDRING		G80	E5 55	G850	E4 78	SHURE		M75-6S	E12 50	M55E	E14 19																																																																																																																																																																		
Ref	£																																																																																																																																																																																																																																											
200V 2A	0 67																																																																																																																																																																																																																																											
400V 2A	0 78																																																																																																																																																																																																																																											
200V 4A	0 89																																																																																																																																																																																																																																											
400V 4A	1 06																																																																																																																																																																																																																																											
400V 5A	1 29																																																																																																																																																																																																																																											
500V 10A	2 70																																																																																																																																																																																																																																											
Ref	£																																																																																																																																																																																																																																											
5 Watt RMS AMPLIFIER	E3 50																																																																																																																																																																																																																																											
10 Watt RMS AMPLIFIER	E3 83																																																																																																																																																																																																																																											
25 Watt RMS AMPLIFIER	E5 16																																																																																																																																																																																																																																											
125W RMS AMPLIFIER	E18 21																																																																																																																																																																																																																																											
PRE-AMP for 5-10W	E7 81																																																																																																																																																																																																																																											
PRE-AMP for 25W	E15 74																																																																																																																																																																																																																																											
POWER SUPPLIES 5-10W	E1 73																																																																																																																																																																																																																																											
POWER SUPPLIES 25W	E4 48																																																																																																																																																																																																																																											
TRANSFORMER 5-10W	E3 89																																																																																																																																																																																																																																											
TRANSFORMER 25W	E6 04																																																																																																																																																																																																																																											
Ref	£																																																																																																																																																																																																																																											
AT55	E5 20																																																																																																																																																																																																																																											
SONOTONE																																																																																																																																																																																																																																												
V100	E5 79																																																																																																																																																																																																																																											
9TAHC	E3 18																																																																																																																																																																																																																																											
ACOS																																																																																																																																																																																																																																												
GP92-1	E2 67																																																																																																																																																																																																																																											
GP96-1	E2 82																																																																																																																																																																																																																																											
B.S.R.																																																																																																																																																																																																																																												
SX6M	E2 75																																																																																																																																																																																																																																											
SC12M	E3 50																																																																																																																																																																																																																																											
GOLDRING																																																																																																																																																																																																																																												
G80	E5 55																																																																																																																																																																																																																																											
G850	E4 78																																																																																																																																																																																																																																											
SHURE																																																																																																																																																																																																																																												
M75-6S	E12 50																																																																																																																																																																																																																																											
M55E	E14 19																																																																																																																																																																																																																																											

Prices include VAT and P. & P. except † where carriage will be according to weight and distance. Save postage—We are open 9 a.m.-5 p.m. Mon.-Fri
 Electrosl Resistors, Semiconductors, Multi-meters
 Wide range of panel meters, audio accessories. Send stamp for lists
 Prices correct at 18th March 1977

Barrie Electronics Ltd.

3, THE MINORIES, LONDON EC3N 1BJ
 TELEPHONE: 01-488 3316/7/8
 NEAREST TUBE STATIONS: ALDGate & LIVERPOOL ST.



ORION

STEREO TUNER

Designer approved

Complete set of semiconductors £4 99
Mullard LP1186 tuner head £7 75
High quality glass fibre P.C.B. £2 45

ORION STEREO AMPLIFIER

Complete set of semiconductors £9 40
High quality glass fibre P.C.B. £2 99

Both the above PCBs are printed with component locations

PE DIGITAL VOLTMETER
ZNA116 £6 00* with circuits and data

Complete set of semiconductors for the P.E DVM including all I.C.s, transistors, displays, etc. £20 50 (+ 8% VAT)
 Set of two professional grade glass fibre P.C.B.s printed with component locations £3 40 (+ 8% VAT)

ZN424 E1, ZN423* E1, ZN7447* E1-75, 78MO5* reg. 65p
 SEVEN SEGMENT DISPLAYS DL701* (+/-) E1-75, DL707* (0-9) E1-75

FERRANTI SEMICONDUCTORS—WE ARE THE EXPERTS!

BZV zeners 10p	BFS96 14p	ZTX107 11p	ZTX239 10p	MOTOROLA	
All types	MS44* E1 35	ZTX108 9p	ZTX320 18p	BD699*	E1 14
BC415P 17p	ZS170 13p	ZTX109 11p	ZTX384 17p	BD700*	E1 28
BFS60 15p	ZS178 54p	ZTX212 15p	ZTX450 18p	MC1310P	E1 80
BFS61 15p	ZS271* 23p	ZTX213 15p	ZTX550 18p	MC1357PQ	E1 85
BFS97 15p	ZTXA20 10p	ZTX214 17p	ZTX4403 16p		

We can supply any FERRANTI semiconductor device to order S.A.E. for quotation.
FERRANTI CDI INTEGRATED CIRCUITS. All with circuits and data

ZN414 radio microcircuit	E1	ZN425E* D to A converter	E3 50
ZN424E low noise audio I.C.	E1	ZN1034E* precision timer I.C.	E1 80
ZNA103E* TV generator	E21	ZN1040E* universal count/display I.C.	E7 50

PE TV SOUND SEPARATOR

Complete set of semiconductors £2 30. High quality glass fibre p.c.b. £1
 POSTAGE AND PACKING 15p per order. Orders over £5 post free. All devices are top grade, brand new and to full manufacturer's spec. We do not sell seconds or rejects.
 Send S.A.E. for our data sheet and price list.
 Prices do not include VAT—add 8% to items marked*, and 12½% to all others

DAVIAN ELECTRONICS (MAIL ORDER ONLY)
 13 Deepdale Avenue, Royton, Oldham OL2 6XD

DORAM kits

DORAM KITS CONTAIN EVERYTHING DOWN TO THE LAST NUT!



ELECTRONIC CAR IGNITION


£9.95 + S

£9.95 + S VAT
 (Order code 997-005) Subject to availability

Avoid difficulty in starting your car on cold mornings with the Doram C.D. Ignition Unit. The complete kit incorporates features such as single switch reversion to the standard ignition system for servicing etc. and also an immobilisation facility. Improved performance and fuel consumption, along with reduced points erosion and longer plug life makes this unit a must for any 12V neg. earth car.

O'seas orders—add 15% for P+P. All items offered for sale subject to the Terms of Business set out in Doram Edition 3 catalogue, price 60p. The Doram Kit brochure is also available, price 25p. Combined price only 70p which also entitles you to 2x25p vouchers, each one usable on any order placed to the value of £5 00 or more (ex. VAT).

DORAM ELECTRONICS LTD.
 P.O. BOX TR8, WELLINGTON RD IND. EST., LEEDS LS12 2UF
 An Electrocomponents Group Company



WILMSLOW AUDIO

THE Firm for speakers!

SPEAKERS

Baker Group 25, 3, 8 or 15 ohm	£13-00
Baker Group 35, 3, 8 or 15 ohm	£14-50
Baker Group 50/12 8 or 15 ohm	£21-00
Baker Group 50/15 8 or 15 ohm	£25-75
Baker Deluxe 124, 8 or 15 ohm	£17-50
Baker Major 3, 8 or 15 ohm	£15-00
Baker Superb 8 or 15 ohm	£22-50
Baker Regent 12in 8 or 15 ohm	£12-50
Baker Auditorium 12in 8 or 15 ohm	£21-00
Baker Auditorium 15in 8 or 15 ohm	£25-75
Castle 8RS/DD 4 or 8 ohm	£9-95
Celestion G12M 8 or 15 ohm	£12-95
Celestion G12H 8 or 15 ohm	£15-95
Celestion G12/50 8 or 15 ohm	£18-00
Celestion G12/50TC 8 or 15 ohm	£20-00
Celestion G12/50 2236 s/cone	£18-00
Celestion G12/50 2239 s/cone, alum. dome	£18-50
Celestion G15C 8 or 15 ohm	£26-95
Celestion G18C 8 or 15 ohm	£39-95
Celestion HF1300 8 or 15 ohm	£7-50
Celestion HF2000 8 ohm	£8-55
Celestion MH1000 8 or 15 ohm	£13-50
Coles 4001G	£5-90
Coles 4001K	£5-90
Decca London ribbon horn	£31-50
Decca London CO/1000/8 crossover	£6-95
Decca DK30 ribbon horn	£20-50
Decca CO/1/8 crossover (DK30)	£4-75
EMI 14 x 9in bass 8 ohms. 14A770	£14-95
EMI 8 x 5in, 10W, d/cone, roll surr.	£3-95
EMI 6 1/2in d/cone, roll surr., 8 ohm	£3-95
EMI 8in roll surr. bass	£6-75
EMI 5in mid range	£3-50
Elac 59RM 109 (15 ohm), 59RM114 (8 ohm)	£3-50
Elac 6 1/2in d/cone, roll surr., 8 ohm	£3-95
Elac 10in 10RM239, 8 ohm	£3-95
Eagle FR4	£6-75
Eagle FR65	£11-95
Eagle FR8	£14-95
Eagle FR10	£18-50
Eagle HT15	£4-50
Eagle HT21	£5-50
Eagle MHT10	£5-25
Eagle FF28 Multicell horn	£7-50
Fane Pop 15, 16 ohm	£5-75
Fane Pop 33T, 8 or 16 ohm	£9-95
Fane Pop 50, 8 or 16 ohm	£12-50
Fane Pop 55, 8 or 16 ohm	£16-95
Fane Pop 60, 8 or 16 ohm	£19-95
Fane Pop 70, 8 or 16 ohm	£21-75
Fane Pop 100, 8 or 16 ohm	£33-95
Fane Crescendo 12, 8 or 16 ohm	£42-95
Fane Crescendo 12BL, 8 or 16 ohm	£44-95
Fane Crescendo 15/100A, 8 or 16 ohm	£54-95
Fane Crescendo 15/125, 8 or 16 ohm	£64-95

SPEAKERS

Fane Crescendo 18, 8 or 16 ohm	£75-95
Fane 910 Mk II horn	£15-75
Fane 920 Mk II horn	£45-95
Fane HPX1 crossover 200W	£2-50
Fane 13C x 8in, 15W dual cone	£5-50
Fane 801T 8in d/c, roll surr.	£9-50
Gauss 12in	£115-00
Gauss 15in	£139-00
Gauss 18in	£165-00
Goodmans Axent 100	£8-50
Goodmans Audiom 200 8 ohm	£14-95
Goodmans Axiom 402 8 or 15 ohm	£22-00
Goodmans Twinaxiom 8, 8 or 15 ohm	£10-60
Goodmans 8P 8 or 15 ohm	£8-50
Goodmans 10P 8 or 15 ohm	£6-95
Goodmans 12P 8 or 15 ohm	£16-50
Goodmans 12P 8 or 15 ohm	£17-75
Goodmans 12P 8 or 15 ohm	£18-75
Goodmans 12AX 8 or 15 ohm	£44-00
Goodmans 15AX 8 or 15 ohm	£49-00
Goodmans 15P 8 or 15 ohm	£24-00
Goodmans 16P 8 or 15 ohm	£39-95
Goodmans Hifax 750P	£18-95
Goodmans 5in midrange 8 ohm	£4-25
Jordan Watts Module, 4, 8 or 15 ohm	£16-25
Kef T27	£8-50
Kef T15	£10-75
Kef B110	£10-95
Kef B200	£11-95
Kef B139	£24-95
Kef DN8	£2-75
Kef DN12	£7-25
Kef DN13 SP1015 or SP1017	£4-95
Lowther PM6	£32-00
Lowther PM6 Mk 1	£35-00
Lowther PM7	£48-00
Peerless KO10DT 4 or 8 ohm	£8-25
Peerless DT10HFC 8 ohm	£9-50
Peerless KO40MRF 8 ohm	£10-50
Peerless MT225HFC 8 ohm	£3-75
Richard Allan HP8B	£12-50
Richard Allan LP8B	£8-50
Richard Allan DT20	£6-25
Richard Allan CN8280	£16-95
Richard Allan CN820	£3-15
Richard Allan Super Disco 60W 12in	£17-95
Richard Allan CG15 15in bass	£28-50
Richard Allan Super Disco 10in 50 watt	£13-25
Richard Allan Super Disco 8in 50 watt	£12-95
Radford BD25	£26-95
Radford MD9	£12-95
Radford MD6	£17-95
Radford TD3	£8-25
Radford Cross Over Network	£16-95
Tannoy 10in Monitor HPD	£78-75

Tannoy 12in Monitor HPD	£85-00
Tannoy 15in Monitor HPD	£99-00

SPEAKER KITS

Baker Major Module 3, 8 or 15 ohm	each	£18-00
Fane Mode One Mk II 15W	each	£10-35
Fane D40 Disco Kit	each	£19-95
Goodmans DIN 20 4 or 8 ohm	each	£15-75
Goodmans Mezzo Twin Kit	pair	£51-95
Helme XLK 30	pair	£21-95
Helme XLK 35	pair	£26-75
Helme XLK 40	pair	£36-50
Kefkit 1	pair	£59-50
Kefkit III	each	£56-00
Peerless 1060	pair	£81-50
Peerless 1070	each	£54-95
Peerless 1120	each	£81-50
Peerless 2050	pair	£43-95
Peerless 2060	pair	£58-50
Richard Allan Twin assembly	each	£13-95
Richard Allan Triple 8	each	£20-75
Richard Allan Triple 12	each	£25-95
Richard Allan Super Triple	each	£29-50
Richard Allan RA8 Kit	pair	£37-80
Richard Allan RA82 Kit	pair	£59-40
Richard Allan RA82L Kit	pair	£65-70
Wharfedale Denton 2XP kit	pair	£23-25
Wharfedale Linton 3XP kit	pair	£34-25
Wharfedale Glendale 3XP kit	pair	£49-50

HI-FI ON DEMONSTRATION in our showrooms:

Akai, Armstrong, Bowers & Wilkins, Castle, Celestion, Chartwell, Daleford, Dual, IMF RAM, J.R. Formula 4, Kef, Leak, Linn Sondek, Neal, Ortofon, Pickering, Pioneer, Radford, Richard Allan, Rotel, Sansui, Stanton, Tandberg, Trio, Videotone, Wharfedale, etc.—ask for our Hi-Fi discount price list.

THIS MONTH'S SPECIALS! (Carr £2 50)

Rotel RA312	£66-00
Sansui 331	£109-00
Trio KR2600	£109-00
Videolone Minimax II	£46-95
Sansui SC2000/2002	£145-00
Pioneer CTF2121	£136-00
Rotel RX152II	£91-00

We stock the complete Radford range of amplifiers, preamplifiers, power amplifiers, tuners, etc., and also Radford Audio Laboratory equipment, low distortion oscillator, distortion measuring set, audio noise meter, etc.

ALL PRICES INCLUDE VAT

(PRICES CORRECT AT 9/3/77)

Send stamp for free 38 page booklet 'Choosing a Speaker'

ALL UNITS GUARANTEED NEW AND PERFECT
Carriage and insurance Speakers up to 12in 60p,
12in £1, 15in £1-75, 18in £2-50. Kits £1 each (£2 per
pair). Tweeters and Crossovers 33p each.

WILMSLOW AUDIO

Dept PE

Loudspeakers, mail order and export:
Swan Works, Bank Square, Wilmslow.

Hi-Fi, Radio and TV: Swift of Wilmslow,
5 Swan Street, Wilmslow, Cheshire.

PA, Hi-Fi and Accessories: Wilmslow
Audio, 10 Swan Street, Wilmslow,
Cheshire.

Telephone: Loudspeakers, mail order and
export—Wilmslow 29599; Hi-Fi, Radio,
etc.—Wilmslow 26213.

Access and Barclaycard orders accepted by phone

Complete kits in stock for Radford Studio 90, Radford Monitor 180, Radford Studio 270, Radford Studio 360, Hi-Fi Answers Monitor (Rogers), Hi-Fi News No Compromise (Frisby), Hi-Fi News State of the Art, Wireless World Transmission Line (Bailey), Practical Hi-Fi and Audio Monitor (Giles), Practical Hi-Fi and Audio Triangle (Giles), Popular Hi-Fi (Colloms), etc.

On dem. Answers Monitor, State of Art, etc.

Construction leaflets for Radford, Kef, Jordan Watts, Tannoy, Hi-Fi Answers Monitor, free on request.

P.A. amplifiers, microphones, etc., by Shure, Linear, Eagle, Beyer, AKG, etc.

FREE with orders over £10—'Hi-Fi Loudspeaker Enclosures' book.

Sparkrite mk2

Capacitive discharge
electronic ignition kit

VOTED BEST
OF 8 SYSTEMS
TESTED BY
'POPULAR'
MOTORING'
MAGAZINE
OCT. 74



- * Smoother running
- * Instant all-weather starting
- * Continual peak performance
- * Longer coil/battery/plug life
- * Improved acceleration/top speeds
- * Up to 20% better fuel consumption

Sparkrite Mk 2 is a high performance, high quality capacitive discharge, electronic ignition system in kit form. Tried, tested, proven, reliable and complete. It can be assembled in two or three hours and fitted in 15/30 mins.

Because of the superb design of the Sparkrite circuit it completely eliminates problems of the contact breaker. There is no misfire due to contact breaker bounce which is eliminated electronically by a pulse suppression circuit which prevents the unit firing if the points bounce open at high R.P.M. Contact breaker burn is eliminated by reducing the current to about 1/50th of the norm. It will perform equally well with new, old, or even badly pitted points and is not dependent upon the dwell time of the contact breakers for recharging the system. Sparkrite incorporates a short circuit protected inverter which eliminates the problems of SCR lock on and, therefore, eliminates the possibility of blowing the transistors or the SCR. (Most capacitive discharge ignitions are not completely foolproof in this respect). All kits fit vehicles with coil/distributor ignition up to 8 cylinders.

THE KIT COMPRISES EVERYTHING NEEDED

Ready drilled pressed steel case coated in matt black epoxy resin, ready drilled base and heat-sink, top quality 5 year guaranteed transformer and components, cables, coil connectors, printed circuit board, nuts, bolts, silicon grease, full instructions to make the kit negative or positive earth, and 10 page installation instructions.

OPTIONAL EXTRAS

Electronic/conventional ignition switch. Gives instant changeover from "Sparkrite" ignition to conventional ignition for performance comparisons, static timing etc., and will also switch the ignition off completely as a security device, includes switch connectors, mounting bracket and instructions. Cables excluded. Also available RPM limiting control for dashboard mounting (fitted in case on ready built unit).

CALLERS WELCOME. For Crypton tuning and fitting service - phone (0922) 33008

PRICES INCLUDE VAT, POST AND PACKING. Improve performance & economy NOW

NOTE—Vehicles with current impulse tachometers (Smiths code on dial RV1) will require a tachometer pulse slave unit. Price £3.35 inc. VAT, post & packing

ELECTRONICS DESIGN ASSOCIATES, 82 Bath St., Walsall, WS1 3DP

POST TODAY!

Quick installation
No engine modification
required

Electronics Design Associates, Dept. PE5
82 Bath Street, Walsall, WS1 3DE. Phone: (0922) 33652

Name

Address

Mk. 2 DIY Ass. Kit @ £11.80

QUANTITY REQD

Mk. 2 Ready Built Negative Earth @ £14.97

Mk. 2 Ready Built Positive Earth @ £14.97

Ignition Changeover switches @ £4.30

R.P.M. Limit systems in above units @ £2.42

Enclose cheque/PO's
for £

Cheque No.

Send SAE if brochure
only required.

CMOS WITH DISCOUNTS!

Any mix: 10% for 25+, 25% for 100+, 33% for 1,000



Quartz Crystals
100kHz, MHz, 2.097152MHz, 3.2768MHz,
4.194304MHz, all same price £3.75.
32.768kHz TOS can. £4.50.
50Hz time base kit for clocks, etc. £5-91
Dialo pen. 75p.

4000	0.20	4037	1.06	4075	0.24	14175	1.04	14528	1.22	'E LED DISPLAYS	
4001	0.20	4038	1.20	4076	1.71	14194	1.17	14529	1.72	DL-704E 0.3	70p
4002	0.20	4039	3.09	4077	0.65	14410	5.70	14530	0.95	DL-707E 0.3	80p
4006	1.31	4042	1.19	4078	0.24	14411	9.54	14531	1.74	DL-728E 2x 0.5	£1.80
4007	0.20	4041	0.93	4081	0.24	14412	17.07	14532	1.39	DL-727E 2x 0.5	£1.80
4008	1.07	4042	0.93	4082	0.24	14415	7.35	14534	0.15	DL-750E 0.6	£1.50
4009	0.60	4043	1.12	4085	0.40	14419	2.67	14536	4.00	DL-747E 0.6	£1.50
4010	0.60	4044	1.04	4086	0.80	14422	4.98	14537	13.17		
4011	0.20	4045	1.56	4089	1.74	14435	7.93	14539	1.24	RED LEDS	
4012	0.20	4046	1.48	4093	0.89	14440	11.58	14541	1.62	0.1	15p
4013	0.60	4047	1.01	4094	2.08	14450	2.67	14543	1.82	0.2	15p
4014	1.12	4048	0.40	4095	1.16	14451	3.87	14548	4.10	CLOCK CHIPS	
4015	1.12	4049	0.60	4096	1.16	14480	6.51	14552	1.24	AY-5-224A	£3.50
4016	0.80	4050	0.80	4097	4.13	14501	0.20	14553	4.66	MK 50253	£3.50
4017	1.12	4051	1.04	4098	1.22	14502	1.38	14554	1.67	MK 50362	£8.00
4018	1.12	4052	1.04	4099	2.03	14503	0.75	14555	1.01	(MK 50366 coming)	
4019	0.80	4053	1.04	4101	1.78	14505	4.38	14556	1.01	SOLDERCON PINS	
4020	1.24	4054	1.29	4102	2.16	14506	0.57	14557	4.65	100	80p
4021	1.12	4055	1.46	4103	2.16	14507	0.60	14558	1.25	1000	£4.00
4022	1.07	4056	1.46	4104	2.26	14508	3.00	14559	4.10	2500	£8.75
4023	0.20	4057	29.81	4107	0.86	14510	1.51	14560	2.17	10000 (half price)	£30.00
4024	0.87	4059	6.20	4108	8.18	14511	1.74	14561	0.70		
4025	0.20	4060	1.24	4109	2.21	14512	1.03	14562	5.59	DIL SOCKETS 8/14/16 PIN	15p
4026	1.92	4061	25.60	40181	4.30	14514	3.47	14566	1.67	TIMER I.C.	
4027	0.60	4062	19.10	40182	1.73	14515	2.43	14568	3.15	NE555	45p
4028	1.00	4063	1.22	40194	2.26	14516	1.51	14569	3.72	Type SW9	
4029	1.27	4066	0.49	40257	2.26	14517	4.02	14572	0.27	PUSH SWITCHES	
4030	0.60	4067	4.13	4750	1.75	14518	1.39	14580	8.35	Type SW9	15p
4031	2.46	4068	0.24	7083	4.26	14519	0.57	14581	4.30	OP-AMPS	
4032	1.19	4069	0.24	14160	1.18	14520	1.39	14582	1.64	CA 3130 (COS MOS)	£1.00
4033	1.55	4070	0.85	14161	1.18	14521	2.77	14583	0.84	CA 3140 (B/MOS)	95p
4034	2.11	4071	0.24	14162	1.18	14522	2.15	14584	7.1p	141 Mm/dip	25p
4035	1.31	4072	0.24	14163	1.18	14523	2.15	14585	1.10		
4036	3.09	4073	0.24	14174	1.08	14527	1.76				

Terms: C.W.O. Add VAT to all prices at 8%. Post, etc. U.K. 25p (+ 2p = 27p) per order. All orders processed same day. Official Govt., Varsity, Poly., etc. orders (written or telephoned) welcome.

GREENBANK ELECTRONICS (Dept. W5P)

94 New Chester Road, New Ferry, Wirral, Merseyside. L62 5AG, England.
Tel: 051-645 3391

Test Equipment

Multimeters



The Eagle range of multimeters covers every possible need of the electrical or electronic engineer. They cost from about £6 to £58 (inc V.A.T.). There's at least one which suits your job precisely.

We have a lot of other test equipment too. Send the coupon and we'll send you our complete catalogue.



Please send me details of all your test equipment.

NAME

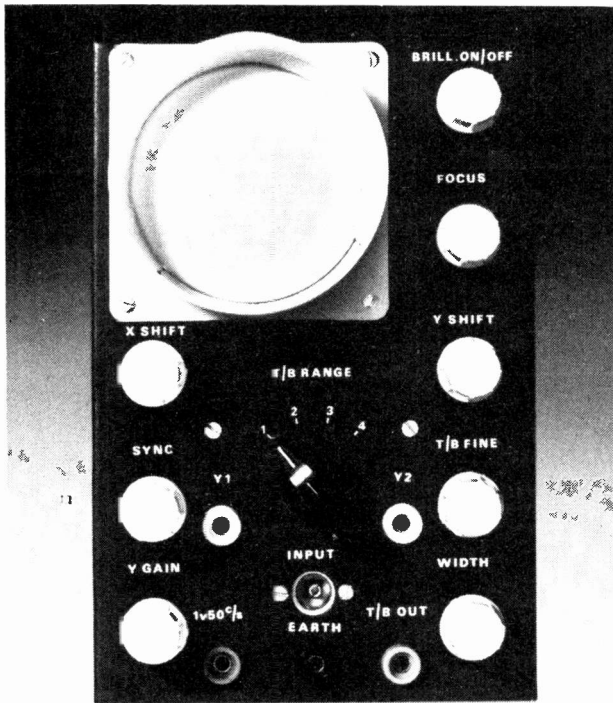
ADDRESS



Eagle International, Precision Centre, Heather Park Drive,
Wembley HA0 1SU Tel: (01) 902 8832

Eagle

Bring 'scope' to your interest.


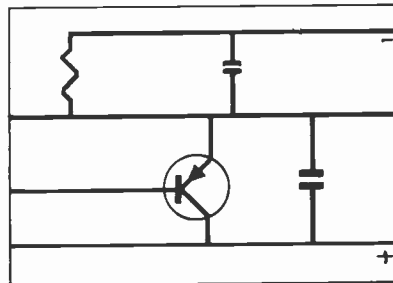



'There's only one way to master electronics... to see what is going on and learn by doing.'

This new style course will enable anyone to have a real understanding of electronics by a modern, practical and visual method. No previous knowledge is required, no maths, and an absolute minimum of theory.

You learn the practical way in easy steps mastering all the essentials of your hobby or to further your career in electronics or as a self-employed electronics engineer.

All the training can be carried out in the comfort of your own home and at your own pace. A tutor is available to whom you can write, at any time, for advice or help during your work. A Certificate is given at the end of every course.



1 Build an oscilloscope.

As the first stage of your training, you actually build your own Cathode ray oscilloscope! This is no toy, but a test instrument that you will need not only for the course's practical experiments, but also later if you decide to develop your knowledge and enter the profession. It remains your property and represents a very large saving over buying a similar piece of essential equipment.


2 Read, draw and understand circuit diagrams.

In a short time you will be able to read and draw circuit diagrams, understand the very fundamentals of television, radio, computers and countless other electronic devices and their servicing procedures.

3 Carry out over 40 experiments on basic circuits.

We show you how to conduct experiments on a wide variety of different circuits and turn the information gained into a working knowledge of testing, servicing and maintaining all types of electronic equipment, radio, t.v. etc.

FREE GIFT



All students enrolling in our courses receive a free circuit board originating from a computer and containing many different components that can be used in experiments and provide an excellent example of current electronic practice.

To find out more about how to learn electronics in a new, exciting and absorbing way, just clip the coupon for a free colour brochure and full details of enrolment.

Write to:- British National Radio & Electronics School,
P.O. Box 156, Jersey, Channel Islands.

NAME _____

ADDRESS _____

PEB 5/7

NST VALVE MAIL ORDER CO.

Climax House
159 Fallsbrook Road, London SW16 6ED
SPECIAL EXPRESS MAIL ORDER SERVICE

IN	SP	AF	BY	OA	XB
1N21	0-75	AF181	0-50	BY213	0-25
1N23	0-85	AF186	1-60	BY210	0-45
1N86	0-88	AFZ11	2-50	BY211	0-45
1N253	0-60	AFZ12	2-50	BY212	0-40
1N256	0-60	ASY29	0-45	BY213	0-42
1N646	0-18	ASY36	0-25	BY215	1-85
1N725A	0-20	ASY50	0-80	BZ116	0-60
1N914	0-06	ASY61	0-40	BZY88	0-12
1N4007	0-11	ASY63	0-20	C111	0-65
18113	0-30	ASY65	0-20	CR81/05	0-45
18202	0-23	ASY66	0-33	CR81/40	0-60
2G371	1-00	ASZ21	1-00	CS48	1-90
2G381	0-22	ASZ23	0-75	CS10B	3-60
2G414	0-30	ACU113	1-70	DD000	0-15
2G447	0-25	AUY10	1-50	DD003	0-15
2N404	0-40	BC107	0-14	DD006	0-25
2N097	0-17	BC109	0-15	DD007	0-40
2N098	0-30	BC113	0-15	DD008	0-85
2N706	0-12	BC115	0-20	GD3	0-38
2N706A	0-12	BC116	0-20	GD4	0-10
2N708	0-15	BC116A	0-23	GD8	0-25
2N709	0-40	BC118	0-20	GD12	0-10
2N1091	0-85	BC122	0-80	GET102	0-60
2N1131	0-23	BC125	0-25	GET103	0-40
2N1182	0-25	BC126	0-25	GET113	0-85
2N1302	0-40	BC129	0-50	GET114	0-95
2N1303	0-40	BC140	0-55	GET115	1-60
2N1304	0-45	BC145	0-45	GET116	1-60
2N1305	0-45	BC148	0-45	GET120	0-60
2N1306	0-45	BC149	0-10	GET872	0-80
2N1307	0-45	BC157	0-12	GET875	1-00
2N1308	0-45	BC158	0-12	GET880	1-00
2N2147	1-20	BC160	0-60	GET881	0-25
2N2148	1-20	BC169	0-15	GET882	1-00
2N2149	0-25	BCY31	0-80	GET886	0-85
2N2219	0-25	BCY32	1-00	GEX44	0-08
2N2369A	0-25	BCY33	0-70	GEX46/1	0-65
2N2444	1-85	BCY34	1-75	GEX94/1	0-45
2N2613	1-00	BCY34	1-75	GJ3M	0-85
2N2646	0-50	BCY38	1-25	GJ4M	0-85
2N2904	0-25	BCY39	1-50	GJ5M	0-85
2N2906	0-22	BCY42	0-80	GJ7M	0-85
2N2907	0-25	BCY70	0-18	HG100A	0-50
2N2924	0-18	BCY71	0-22	H8100A	0-40
2N2925	0-15	BCZ10	0-60	MJE340	0-42
2N2926	0-15	BD121	1-50	MJE620	0-80
2N2964	0-65	BD123	1-50	MJE2955	1-25
2N3055	0-40	BD124	1-75	MJE3055	0-75
2N3702	0-18	BDY11	0-80	MPP102	0-40
2N3705	0-18	BDY12	0-20	MPP103	0-40
2N3706	0-18	BDY13	0-25	MPP104	0-40
2N3707	0-18	BDY14	0-20	MPP105	0-40
2N3710	0-13	BF184	0-30	NE555	0-42
2N3711	0-13	BF185	0-30	NKT129	0-30
2N3810	0-87	BF194	0-10	NKT211	0-45
2N3829	0-20	BF195	0-10	NKT213	0-25
2N6027	0-88	BF196	0-12	NKT214	0-50
2N6088	0-88	BF197	0-12	NKT216	0-60
2S301	1-75	BF207	0-25	NKT218	0-45
2S304	1-85	BF208	0-25	NKT219	0-33
2S305	0-75	BF209	0-25	NKT222	0-50
2S703	1-50	BF210	0-25	NKT224	0-25
40250	0-54	BF211	0-20	NKT251	0-24
40251	0-81	BF212	0-28	NKT271	0-20
AA129	0-15	BFX30	0-88	NKT273	0-20
AA212	0-75	BFX36	0-98	NKT275	0-25
AA213	0-18	BFX63	0-50	NKT277	0-20
AA216	0-18	BFX84	0-24	NKT278	1-00
AC107	0-15	BFX85	0-28	NKT301	1-25
AC127	0-25	BFX86	0-25	NKT304	1-00
AC128	0-22	BFX87	0-25	NKT403	1-00
AC187	0-25	BFX88	0-25	NKT404	1-25
AC188	0-25	BFY10	0-50	NKT678	0-30
AC177	0-45	BFY11	0-60	NKT713	0-80
ACV18	0-55	BFY12	0-60	NKT777	0-88
ACV19	0-55	BFY17	0-40	OA5	0-75
ACV20	0-55	BFY18	0-50	OA6	0-55
ACV21	0-55	BFY19	0-50	OA7	0-10
ACV22	0-85	BFY24	1-45	OA70	0-15
ACV27	0-35	BFY44	0-05	OA71	0-20
ACV28	0-25	BFY44	0-05	OA73	0-15
ACV39	1-00	BFY50	0-21	OA74	0-15
ACV40	0-55	BFY51	0-21	OA79	0-12
ACV41	0-55	BFY52	0-23	OA81	0-15
ACV44	0-38	BFY53	0-23	OA85	0-18
AD140	0-65	BFY63	0-45	OA86	0-15
AD149	0-65	BFY64	0-45	OA90	0-07
AD163	0-45	BFY90	0-81	OA91	0-07
AD162	0-45	BR100	0-40	OA95	0-08
AF106	0-35	BSX27	0-28	OA200	0-10
AF114	0-25	BSX60	0-93	OA202	0-10
AF115	0-25	BSX76	0-90	OA210	0-20
AF116	0-25	BSX76	0-90	OA211	0-25
AF117	0-25	BSY26	0-25	OA220	0-65
AF118	0-75	BSY27	0-23	OA221	0-65
AF119	0-20	BSY51	0-50	OA220	0-65
AF124	0-30	BSY95A	0-20	OA220	0-65
AF125	0-30	BSY95B	0-20	OA221	0-65
AF126	0-30	BSY95C	0-20	OA220	0-65
AF127	0-30	BTY42	0-90	OA220	0-65
AF139	0-40	BY100	0-45	OA220	0-65
AF178	0-55	BY126	0-12	OA220	0-65
AF179	0-85	BY127	0-12	OA220	0-65
AF180	1-50	BY182	0-85	OA220	0-65

Open daily to callers: Mon.-Fri. 9 a.m.-5 p.m.
Valves, Tubes and Transistors • Closed Saturday
Terms C.W.O. only • Tel. 01-677 2424-7
Quotations for any types not listed.
Post and Packing 15p per order.
V.A.T. to be added. Plastic Transistors 12½%.
Metal Can Transistors 8%. Integrated Circuits 8%.

Prices correct when going to press.

CRESCENT RADIO LTD.

164-166 HIGH ROAD, WOOD GREEN, N22 888-3206
(also) 13 SOUTH MALL, EDMONTON, N.9 803-1685

MAIL ORDER DEPT.
WOOD GREEN, LONDON N22 4SJ
Phone: 888-4474

3 KILOWATTS PSYCHEDELIC LIGHT CONTROL UNIT

Three Channel: Bass, Middle, Treble. Each channel has its own sensitivity control. Just connect the input of this unit to the loudspeaker terminals of an amplifier, and connect three 250V up to 1000W lamps to the output terminals of the unit, and you produce a fascinating sound-light display. (£18.50 guaranteed.)

FERRIC CHLORIDE
Anhydrous ferric chloride in double sealed 1 lb poly packs. Our Price 85p + P/P + VAT at 8% per lb.

BARGAIN PROJECT BOX
A plastic box with moulded extrusion rails for PC or Chassis panels with metal front plate fitted with four screws (all supplied). Size (internal) 61mm x 21mm x 28mm. Our Price 50p + 8%.

EFFECTS PROJECTOR "150"
No disc should be without our new effects projector, we believe that this is the most versatile machine for projecting coloured images to supplement your music. Spec.: Volt—220/240, a.c., 50 Hz, Lamp—AL1/67 150W, Standard Lens—60 mm. A sturdy metal construction and takes a range of lenses and accessories. Comes complete with 8in wheel and ready to use. A bargain at £27 + VAT 8%.

ACCESS AND BARCLAYCARD ACCEPTED
U.K. CARRIAGE 50p UNLESS OTHERWISE STATED
VAT—All prices are excluding VAT. Please add to each item the VAT rate indicated.

Dimmit

range of light dimmers and lighting control systems



Illustrated is the popular PMSD1000 module. A 1kW slider control dimmer, interference suppressed, 60mm slider range size 4½ x 2 x 1½ in. Ideal for low cost stage and disco lighting. Used by schools, theatres, studios, etc. Complete with scale plate, fixing screws and full instructions. £9.06 inc. VAT and postage and packing.

Complete compact light dimmer systems for stage, club and disco lighting, etc.

DD61M (illustrated). Six 1kW channels, six outlet sockets, master control, mains on/off switch, size 23 x 8½ in. Price £131 inc. VAT and P. & P.

DD61-B. Six 1kW channels, using module PMSD1000, lowest cost system. Price £66.50 inc. VAT and P. & P.

ALL PRICES REDUCED FOR A LIMITED PERIOD

The Dimmit range includes rotary and slider control dimmers and sound to light converters for home, entertainment and professional applications. Ratings 1kW, 2kW, 3kW.

All products are guaranteed and are supplied with full instructions and applications. Full after-sales service. Technical advice given.

For full information on all modules and lighting control systems send for our FREE illustrated catalogue and price list. Callers welcome, visit our showroom for a demonstration of any of the modules or systems. Mon.-Fri. 9.30 to 6.0 p.m. Sat. by arrangement.

YOUNG ELECTRONICS LTD.

184 Royal College Street, London NW1 9NN Tel. 01-267 0201

Join the Digital Revolution

Understand the latest developments in calculators, computers, watches, telephones, television, automotive instrumentation. . .

Each of the 6 volumes of this self-instruction course measures 11½" x 8½" and contains 60 pages packed with information, diagrams and questions designed to lead you step-by-step through number systems and Boolean algebra, to memories, counters and simple arithmetic circuits, and on to a complete understanding of the design and operation of calculators and computers. Design of Digital Systems.



£6 · 20

plus 80p packing and surface post anywhere in the world.

Payments may be made in foreign currencies.

Quantity discounts available on request.

VAT zero rated.

Also available—a more elementary course assuming no prior knowledge except simple arithmetic. Digital Computer Logic and Electronics

In 4 volumes:

1. Basic Computer Logic
2. Logical Circuit Elements
3. Designing Circuits to Carry Out Logical Functions
4. Flipflops and Registers

£4 · 20

plus 80p P. & P.

Offer Order both courses for the bargain price £9·70, plus 80p P. & P.

**Designer
Manager
Enthusiast
Scientist
Engineer
Student**

These courses were written so that you could teach yourself the theory and application of digital logic. Learning by self instruction has the advantages of being quicker and more thorough than classroom learning. You work at your own speed and must respond by answering questions on each new piece of information before proceeding to the next.

Guarantee—no risk to you

If you are not entirely satisfied with Design of Digital Systems or Digital Computer Logic and Electronics, you may return them to us and your money will be refunded in full, no questions asked.

To: Cambridge Learning Enterprises (Dept. ENG)
FREEPOST, Rivermill House, St. Ives, Huntingdon, Cambs. PE17 4BR

*Please send me . . . set(s) of Design of Digital Systems at £7·00 each, p & p included

*or . . . set(s) of Digital Computer Logic and Electronics at £5·00 each, p & p included

*or . . . combined set(s) at £10·50 each, p & p included

Name

Address


*delete as applicable

No need to use a stamp—just print FREEPOST on the envelope. PE5

NEWS FROM JOSTY KIT

JOSTYKIT—a product from Denmark

HF 61-2 DIODE MEDIUM WAVE RECEIVER




By means of a very simple technique a reasonable reception is attained. HF 61-2 is built on a small circuit board of the same size as the general purpose amplifier AF 380. The two assemblies should be connected to produce power for a loudspeaker. HF 61-2 is especially useful for beginners, who have not tried to assemble electronic kits before.

£4 · 30

HF 305 VHF RADIO-CONVERTER

Extend the range of your transistor radio. Listen to Amateurs (2 metre band), Aircraft, Trawlers, etc. Two transistor circuit with printed circuit coils, varactor diodes and superior circuit design. Converts radio signals in the 100-200MHz range to output signal at 100MHz. Pipe this into your VHF receiver and you're in a new dimension.



£6 · 70

AT 365 3-CHANNEL DISCO LIGHT




A new concept in psychedelic lighting. Uses built-in microphone. Avoids awkward connections to amplifiers. Position light-show to best advantage without long trailing leads—just plug in to nearest power point. Circuit combines latest integrated circuit techniques with solid-state power control. Quad op. amp. makes selection of bass, midrange and treble frequencies easy. Three thyristors (SCRs) control three separate lampbanks. Kit includes fused dc power supply and FET zero light adjustment. WARNING: Only experienced persons should attempt the interconnection of mains equipment.

£17 · 00


HF 385-2 VHF/UHF AERIAL AMPLIFIER

A quality, printed circuit, no trimming, aerial amplifier. Fantastic frequency range due to use of printed coils, 21dB amplification at 400MHz. Two separate inputs for UHF and VHF. No loss of signal or intercommunication problems.



£5 · 80

NT 410 AERIAL AMPLIFIER CURRENT SUPPLY



NT 410 is a current supply, specially built for aerial amplifiers, such as HF 385-2, but can also be used for other aerial amplifiers. NT 410 is supplied with input and output clamps for 75 ohm or 50 ohm aerial cables. It is therefore not necessary to solder—just cut and strip the aerial cable and attach to NT 410. The aerial signal from the aerial amplifier to the receiver passes without complications and the current to the aerial amplifier together with HF 395 and HF 385-2.

£4 · 50



JOSTY KIT (U.K.) LTD

MAIL ORDER DIVISION
P.O. BOX 68, MIDDLESBROUGH,
CLEVELAND, ENGLAND B1 5CQ

SEND FOR OUR FREE CATALOGUE

SYNTHESISER AND SOUND EFFECT KITS


PHONOSONICS

MAIL ORDER SUPPLIERS OF QUALITY PRINTED CIRCUIT BOARDS, KITS AND COMPONENTS TO A WORLD-WIDE MARKET.

COMPONENTS SETS include all necessary resistors, capacitors, semiconductors potentiometers and transformers. Hardware such as cases, sockets, knobs, etc. are not included but most of these may be bought separately. Fuller details of kits PCBs and parts are shown in our lists

CIRCUIT AND LAYOUT DIAGRAMS are supplied free with all PCBs designed by Phonosonics

PHOTOCOPIES of the P.E. texts for most of the kits are available—prices in our lists



P.E. SYNTHESISER (P.E. Feb. 73 to Feb. 74)

The well acclaimed and highly versatile large-scale mains-operated Sound Synthesiser complete with keyboard circuits. Other circuits in our lists may be used with the Synthesiser to good advantage, notably P.E. Minisonic, Phasing Unit, Wind and Rain, Rhythm Generator, Sound Bender, Voltage Controlled Filter, Guitar Effects Pedal and Overdrive, Fuzz, Tremolo and Wah-Wah units.

The Main Synthesiser: PSU, 2 linear VCOs, 2 ramp generators, 2 input amps, sample hold, noise generator, reverb amp, ring modulator, peak level circuit, envelope shaper, voltage controlled amp. Full details in lists

Set of basic component kits £83.03
Set of printed circuit boards £11.45
The Synthesiser Keyboard Circuits (can be used without the Main Synthesiser to make an independent musical instrument) 2 logarithmic VCOs, divider, 2 hold circuits, 2 modulation amps, mixer, 2 envelope shapers and additional PSU. Full details in our lists

Set of basic component kits £48.18
Set of printed circuit boards £7.66

P.E. MINISONIC Mk. 1 SYNTHESISER (P.E. Nov. 74 to Mar. 75)

A portable, battery or mains-operated Miniature Sound Synthesiser, with keyboard circuits. Although having slightly fewer facilities than the large P.E. Synthesiser the functions offered by this design give it great scope and versatility. Consists of 2 log VCOs, VCF, 2 envelope shapers, 2 voltage controlled amps, keyboard hold and control circuits, HF oscillator and detector, ring modulator, noise generator, output amp and mixer, temperature stabiliser, power supply

Set of basic component kits £44.51
Set of printed circuit boards, while stocks last £7.65

P.E. MINISONIC Mk. 2

A more sophisticated version of the Mk. 1.
Set of basic component kits from £54.25
Set of printed circuit boards £7.71

ELEKTOR "FORMANT" SYNTHESISER (Elektor Magazine 1977)

Details of component kits and PCBs are in our lists

GUITAR EFFECTS PEDAL (P.E. July 75)

Modulates the attack, decay and filter characteristics of an audio signal not only from a guitar but from any audio source, producing 8 different switchable effects that can be further modified by manual controls. Possibly the most interesting of all the low-priced sound effects units in our range. Circuit does not duplicate effects from the Guitar Overdrive Unit

Component set with special foot operated switches £7.59
Alternative component set with panel mounting switches £4.96
Printed circuit board £1.43

SOUND BENDER (P.E. May 74)

A multi-purpose sound controller, the functions of which include envelope shaper, tremolo, voice-operated fader, automatic fader and frequency-doubler

Component set for above functions (excl SWs) £7.84
Printed circuit board £1.81
Optional extra—additional Audio Modulator, the use of which, in conjunction with the above component set, can produce 'jungle-drum' rhythms £2.88
Component set (incl PCB) £2.88

PHASING UNIT (P.E. Sept. 73)

A simple but effective manually controlled unit for introducing the 'phasing' sound into live or recorded music.

Component set (incl PCB) £2.87

PHASING CONTROL UNIT (P.E. Oct. 74)

For use with the above Phasing Unit to automatically control the rate of phasing

Component set (incl PCB) £4.48

WAH-WAH UNIT (P.E. Apr 76)

The Wah-Wah effect produced by this unit can be controlled manually or by the integral automatic controller

Component set (incl PCB) £3.55

AUTOWAH UNIT (P.E. Mar 77)

Automatically produces Wah-pedal and Swell-pedal sounds each time a new note is played

Component set and PCB, with special foot switches £7.27
Component set and PCB, with panel switches £4.83

P.E. JOANNA (P.E. May/Sept. 75)

A five-actve electronic piano that has switchable alternative voicing of Honky-Tonk piano, ordinary piano, harpsichord, or a mixture of any of the three, together with facilities including fast and slow tremolo, loud and soft pedal switching, and sustain pedal switching. The power amplifier typically delivers 24 watts into 8 ohms. The PCBs have been redesigned by ourselves making improved use of the space available

Main power supply, tone generator, 61 envelope shapers, voicing and pre-amp circuits £75.29
Set of basic component kits for above £20.35
Set of printed circuit boards for above £15.97
Power amplifier 95p
Printed circuit board for power amp 95p

RHYTHM GENERATOR (P.E. Mar. Apr. 74)

Programmable for 64,000 rhythm patterns from 8 effects circuits (high and low, bass and snare drums, long and short brushes, blocks and soft cymbal), and with variable time signatures and rhythm rates. Really fascinating and useful.

Tempo, Timing, Logic, 8 Effects circuits PSU £36.14
Set of printed circuit boards for above £7.03

SEE OUR OTHER ADVERT FOR KEYBOARDS, OUR LISTS FOR OTHER COMPONENTS AND ACCESSORIES STOCKED—ALSO SOME NEW KITS!

REVERBERATION UNIT (P.W. Nov. Dec. 72)

A high quality unit having microphone and line input pre-amps, and providing full control over reverberation level

Component set (excl. spring unit) £9.73
Printed circuit board £1.96
9in spring unit £6.50
Panel meter (50uA) (optional) £5.70

WIND AND RAIN UNIT

A manually controlled unit for producing the above-named sounds

Component set (incl PCB) £3.72

GUITAR OVERDRIVE UNIT (P.E. Aug. 76)

Sophisticated, versatile Fuzz unit, including variable and switchable controls affecting the fuzz quality whilst retaining the attack and decay, and also providing filtering. Does not duplicate the effects from the Guitar Effects Pedal and can be used with it and with other electronic instruments

Component set using dual slider pot £6.86
Component set using dual rotary pot £6.20
Printed circuit board £1.62

FUZZ UNIT

Simple Fuzz unit based upon P.E. Sound Design circuit

Component set (incl PCB) £2.03

TREMOLO UNIT

Based upon P.E. Sound Design circuit

Component set (incl PCB) £3.64

TREBLE BOOST UNIT (P.E. Apr. 76)

Gives a much shriller quality to audio signals fed through it. The depth of boost is manually adjustable

Component set (incl PCB) £2.40

ENVELOPE SHAPERS

Both of the kits below have manual control over their Attack, Decay, Sustain and Release functions. Both kits include PCB (VCA means Voltage Controlled Amplifier)

Envelope Shaper and VCA (P.E. Apr. 76) £6.68
Envelope shaper (without VCA) (P.E. Oct. 75) £4.66

VOICE OPERATED FADER (P.E. Dec. 73)

For automatically reducing music volume during 'talk-over'—particularly useful for Disco work or for home-movie shows

Component set (incl PCB) £3.97

VOLTAGE CONTROLLED FILTER (P.E. Oct. 74)

An independently designed VCF that can be used with the P.E. Synthesiser

Component set £3.80
Printed circuit board £1.38

SOUND-TO-LIGHT (P.E. Aurora) (P.E. Apr.-Aug. 71)

Four channels each responding to a different sound frequency and controlling its own light. Can be used with most audio systems and lamp intensities

Basic component set (excl. thyristors) £15.92
Printed circuit board for above £3.90
Power supply £5.78
PCB for power supply £1.79

3-CHANNEL SOUND-TO-LIGHT (P.E. Apr. 76)

A simple but effective sound-to-light controller capable of operating 3 lamps each of approximately 700 watts

Component set (incl. PCB) £11.95

DISCOSTROBE (P.E. Nov. 76)

4-channel light-show controller giving a choice of sequential, random, or full strobe mode of operation

Basic component set £18.19
Printed circuit board £3.45

P.E. TUNING FORK (P.E. Nov. 75)

Produces 84 switch-selected frequency-accurate tones. An LED monitor clearly displays all beat note adjustments. Ideal for tuning acoustic and electronic musical instruments alike

Main component set (incl. PCB) £15.59
Power supply set (incl. PCB) £7.03

P.E. SYNCHRONOME (P.E. Mar. 76)

An accented-beat electronic metronome, providing duple, triple and quadruple times with full control over the beat rate. Can also be used as a simple drum-beat rhythm generator. Includes power supply

Component set (incl. loudspeaker) £11.62
Printed circuit board £2.04

PEAK LEVEL INDICATOR (P.E. Mar. 76)

A twin-channel visual display unit for monitoring the peak level of audio signals. Well suited for use when inter-coupling our many sound producing kits to help avoid signal over-loading

Component set (incl. PCB) (as published) £3.88

BIOLOGICAL AMPLIFIER (P.E. Jan. Feb. 73)

Multi-function circuits that, with the use of other external equipment, can serve as lie-detector, alphaphone, cardiophone etc.

Pre-Amp Module Component set (incl. PCB) £4.22
Basic Output Circuits—combined component set with PCBs, for alphaphone, cardiophone, frequency meter and visual feedback lamp-driver circuits £6.59
Audio Amplifier Module Type PC7 £7.35

TAPE NOISE LIMITER

Very effective circuit for reducing the hiss found in most tape recordings. All kits include PCBs

Standard tolerance set of components £2.96
Superior tolerance set of components £3.76
Regulated power supply (will drive 2 sets) £4.69

SEMI CONDUCTOR TESTER (P.E. Oct. 73)

Essential test equipment for the enterprising home constructor. While stocks last

Set of resistors, capacitors, semiconductors, potentiometers, makaswitches and PCB £9.63
Panel meter (500uA) £5.70

8-INPUT MIXER

A simple mixer having 8 inputs each of which has a preset level control and which are combined into one output channel having a preset over-all level control and a master output volume control. Designed for inter-coupling our various sound effects and synthesiser kits

Component set (incl. PCB) £3.95

POST AND HANDLING

U.K. orders—under £15 add 25p plus VAT, over £15 add 50p plus VAT. Keyboards £1.50 plus VAT

Optional insurance for compensation against loss or damage in post, add 35p in addition to above post and handling.

Eire, C.I., B.F.P.O. and other countries are subject to Export postage rates

LIST—Send Stamped Addressed Envelope with all U.K. requests for free list giving full details of PCBs, kits and other components
OVERSEAS enquiries for list send 40p

DON'T FORGET VAT!

Add 12½% (or current rate if changed) to full total of goods, post and handling. (Does not apply to export orders)

Prices are correct at time of press. E. & O.E. delivery subject to availability.

EXPORT ORDERS are welcome, though we advise that a current copy of our list should be obtained before ordering as it also shows Export postage rates. All payments must be cash-with-order in Sterling and preferably by International Money Order or through an English Bank. To obtain list send 40p

PHONOSONICS · DEPT. PE55 · 22 HIGH STREET · SIDCUP · KENT DA14 6EH

MAIL ORDER AND C.W.O. ONLY
SORRY BUT NO CALLERS PLEASE

The Finest . . .

The "S.K.A." Plastic Keyboard was developed by Kimber Allen Ltd. in co-operation with a Swedish company and the manufacturers state that in their opinion it is the finest moulded plastic keyboard made and is not to be confused with cheaper keyboards available.

The keys are moulded in Acrylic plastic, a material chosen for its hard wearing properties and ideal feel to the touch. They are moulded in two parts, the key face, which has to be perfect in appearance and finish, and the action, which has to be strong and carry the mechanism. The strong section of aluminium extrusion upon which they are mounted is specially designed to take all the pressures of playing. Springs, felts, and contact actuators are supplied ready-fitted.

The contact assemblies are constructed of laminated bakelite, thus giving smooth slot walls and completely free movement of the gold-clad contact wires. Types available as follows (Contact pairs normally open)

GC—SPCO	24p each	GH—5 pairs	57p each
GB—2 pairs	27p each	4PS—SPCO and 3 pairs	53p each
GC—3 pairs	36p each	Palladium Wire Bus Bars, 1 octave lengths 50p each	
GE—4 pairs	45p each		

SEE OUR OTHER ADVERT FOR SYNTHESISER AND SOUND EFFECT KITS AND SEE OUR LISTS FOR OTHER COMPONENTS AND ACCESSORIES STOCKED. SEND S.A.E. FOR FULL LIST (OVERSEAS SEND 40p)



PHONOSONICS

DEPT. PE55, 22 HIGH STREET
SIDCUP, KENT DA14 6EH

KEYBOARDS



and CONTACTS



U.K. Post and Handling:

Keyboards: £1.50 each

Contacts: orders under £15 25p;
orders over £15 50p

37 Note C-C Keyboard
£25.50

49 Note C-C Keyboard
£32.25

61 Note C-C Keyboard
£39.75


VAT: Add 12½% to final total on all U.K. orders

EXPORT ORDERS ARE WELCOME but please see our price list for Export Postage Rates. N.B. Eire, Channel Isles and B.F.P.O. classify as export.

Mall Order and C.W.O. only—Sorry but no callers please

Prices are correct at time of Press. E & O.E. Delivery subject to availability

POCKET TTY



The GR Electronics Pocket TTY offers the keyboard facilities of a teletype - at a fraction of the cost.

- Outputs serial ASCII code to any Teletype-compatible device
- 20 mA loop or RS232 mode
- 36 keys giving full 64 character alphanumeric
- 9 digit LED display of characters entered
- All solid-state with optical coupling for reliability

Pocket TTY can be used for microprocessor programming, production data entry, warehousing, mobile data collection, training and education.

For further details contact: **G.R. ELECTRONICS LTD.**

80 Church Road, Newport NPT 7EH, Gwent, England.
Telephone: Newport (0633) 67426
Telex: 28604 Ref: 1796

complete DIGITAL CLOCK KITS TEAK CASES



"DELTA"

GENUINE TEAK OR PERSPEX CASE

prompt order despatch
NON-ALARM
£10.65
+ 85p VAT
ALARM
£13.43
+ £1.07 VAT
(Prices include P. & P.)

DELTA DATA: 4 Radiant Red 1/4 in high LEDs. 12hr display with a.m./p.m. indication. Beautiful Burma Teak Case or Pretty Perspex in white, black, blue, red, green. Power failure is indicated by flashing display.

MODULES: Kits can be bought without case—Non-Alarm £9; Alarm £12.50 inclusive.

READY BUILT: Buy a working tested module and fit your own case—Non-Alarm £9.50; Alarm £13. Complete clock ready built. 2yr guarantee—Non-Alarm £13.50; Alarm £18.50.

ALARM FEATURES: Pulsed tone. Tilt operated 10 minute "Snooze" period. Single switch setting. Optional extra mercury switch (45p) allows alarm reset by tilting clock. Digit brightness is automatically controlled to suit lighting level.

"ALPHA" | 4 Glowing Green 1/4 in high digits | Built and Tested Module plus Perspex Case | **£11** incl.

CLOCK CHIP: AYS-1202, Only £2.70 incl.
DISCOUNT on orders over 5 kits or clocks.
Overseas airmail: Add £2.50.



Pulse Electronics Ltd

Dept. PE11, 202 Shefford Road,
Clifton Shefford, Beds.

Telephone: Hitchin (0462) 814477

PAKS-PARTS-AUDIO MODULES

PANEL METERS

4in RANGE

Size 4½ × 3½ × 1½in

Value	No.	Price
0-50µA	1302	£4.50
0-100µA	1303	£4.50
0-500µA	1304	£4.50
0-1mA	1305	£6.00
0-50V	1306	£6.00

2in RANGE

Size 2½ × 1½ × 1½in

Value	No.	Price
0-50µA	1307	£3.50
0-100µA	1308	£3.50
0-500µA	1309	£3.50
0-1mA	1310	£3.50
0-50V	1311	£3.50

MR2P TYPE

Size 42 × 42 × 30mm

Value	No.	Price
0-50µA	1313	£4.80
0-1mA	1315	£3.20

EDGEWISE

Size 3½ × 1½ × 2½in

Value	No.	Price
0-1mA	1316	£4.05
0-500µA	1317	£4.05

MINIATURE BALANCE/TUNING METER

Size 23 × 22 × 26mm
Sensitivity 100/0/100mA

No.	Price
1318	£1.95

BALANCE/TUNING

Size 45 × 22 × 34mm

No.	Price
1319	£2.00

MIN. LEVEL METER

Size 23 × 22 × 26mm
Sensitivity 200µA

No.	Price
1320	£1.95

Vu METER

Size 40 × 40 × 29mm

No.	Price
1321	£2.00

MINI MULTI-METER

Size 60 × 24 × 90mm
Sensitivity 1000 ohms/V
A.C. VOLTS 0-10, 50, 250, 1000
D.C. VOLTS 0-10, 50, 250, 1000
D.C. CURRENT 0-1 100mA
Resistance 0-150kΩ

No.	Price
1322	£5.95

P&P

Postage and Packing add 25p unless otherwise shown. Add extra for airmail. Minimum order £1.

TRANSISTORS

BRAND NEW—FULLY GUARANTEED

Type	Price	Type	Price	Type	Price	Type	Price	Type	Price	Type	Price
BC109B	£0.08	BC109C	£0.08	BC109D	£0.12	BC109E	£0.14	BC109F	£0.14	TIP2955	£0.95
AC127	£0.14	BC109C	£0.08	BC109D	£0.12	BC109E	£0.14	BC109F	£0.14	TIP2955	£0.95
AC128	£0.12	BC147	£0.09	BC556	£0.14	BIP19	£0.38	T1543	£0.22	T1543	£0.22
AC128K	£0.26	BC148	£0.09	BC557	£0.13	BIP20	£0.38	T1590	£0.18	T1590	£0.18
AC132	£0.15	BC149	£0.09	BC558	£0.12	BIP19/20MP	£0.80	UT46	£0.20	UT46	£0.20
AC134	£0.15	BC157	£0.12	BC559	£0.14	BRY39	£0.45	ZTX107	£0.10	ZTX107	£0.10
AC134	£0.15	BC158	£0.12	BD115	£0.50	BU105	£1.90	ZTX108	£0.10	ZTX108	£0.10
AC141	£0.16	BC159	£0.12	BD116	£0.50	BU105/02	£1.95	ZTX109	£0.10	ZTX109	£0.10
AC141K	£0.30	BC167	£0.12	BD121	£0.65	BU204	£1.70	ZTX500	£0.14	ZTX500	£0.14
AC142	£0.18	BC168	£0.12	BD123	£0.65	BU205	£1.70	ZTX500	£0.14	ZTX500	£0.14
AC176	£0.12	BC169	£0.12	BD124	£0.70	BU208	£2.40	2N1613	£0.20	2N1613	£0.20
AC176K	£0.26	BC169C	£0.12	BD131	£0.35	BU208	£2.40	2N1711	£0.20	2N1711	£0.20
AC178	£0.25	BC170	£0.10	BD132	£0.38	BU208/02	£2.95	2N1889	£0.45	2N1889	£0.45
AC179	£0.26	BC171	£0.10	BD133	£0.60	E1222	£0.38	2N1890	£0.45	2N1890	£0.45
AC180	£0.20	BC172	£0.10	BD135	£0.36	MJE2955	£0.88	2N1934	£0.38	2N1934	£0.38
AC180K	£0.30	BC173	£0.12	BD136	£0.36	MJE3055	£0.60	2N1947	£0.75	2N1947	£0.75
AC181	£0.20	BC177	£0.16	BD135	£0.36	MJE3440	£0.45	2N2148	£0.70	2N2148	£0.70
AC181K	£0.30	BC178	£0.16	BD136	£0.36	MP8113	£0.45	2N2160	£0.80	2N2160	£0.80
AC187	£0.16	BC179	£0.16	BD137	£0.38	MPF102	£0.35	2N2192	£0.38	2N2192	£0.38
AC187K	£0.26	BC180	£0.25	BD138	£0.45	MPF105	£0.39	2N2193	£0.38	2N2193	£0.38
AC188	£0.16	BC181	£0.16	BD139	£0.54	MJE2955	£0.88	2N2194	£0.38	2N2194	£0.38
AC188K	£0.26	BC182L	£0.10	BD140	£0.60	MPSA05	£0.20	2N2197	£0.22	2N2197	£0.22
AD140	£0.60	BC183	£0.10	BD139/140MP	£1.20	MPSA06	£0.20	2N2218	£0.22	2N2218	£0.22
AD142	£0.85	BC183L	£0.10	BD155	£0.80	MPSA55	£0.20	2N2218A	£0.20	2N2218A	£0.20
AD143	£0.75	BC184	£0.10	BD175	£0.80	MPSA56	£0.20	2N2219A	£0.24	2N2219A	£0.24
AD149	£0.60	BC207	£0.11	BD175	£0.80	OC22	£1.50	2N2294	£0.18	2N2294	£0.18
AD150	£0.36	BC208	£0.11	BD177	£0.68	OC23	£1.50	2N2904	£0.22	2N2904	£0.22
AD162	£0.36	BC209	£0.12	BD178	£0.68	OC24	£1.40	2N2905	£0.18	2N2905	£0.18
AD161/162MP	£0.75	BC212	£0.11	BD179	£0.75	OC25	£0.60	2N2905A	£0.21	2N2905A	£0.21
AF114	£0.20	BC212L	£0.11	BD201/202MP	£1.70	OC26	£0.60	2N2906	£0.16	2N2906	£0.16
AF115	£0.20	BC213	£0.11	BD203	£0.60	OC29	£1.00	2N2906A	£0.19	2N2906A	£0.19
AF116	£0.20	BC213L	£0.11	BD204	£0.80	OC35	£0.90	2N2907	£0.20	2N2907	£0.20
AF117	£0.20	BC214	£0.12	BD204/204MP	£0.80	OC36	£0.90	2N2907A	£0.22	2N2907A	£0.22
AF118	£0.40	BC214L	£0.12	BD203/204MP	£0.80	OC70	£0.15	2N2926G	£0.09	2N2926G	£0.09
AF124	£0.30	BC237	£0.16	BDY20	£0.80	OC71	£0.15	2N2926Y	£0.08	2N2926Y	£0.08
AF125	£0.30	BC238	£0.16	BDX77	£0.90	TiC44	£0.29	2N2926Y	£0.08	2N2926Y	£0.08
AF126	£0.30	BC251	£0.15	BDX77	£0.90	TiC45	£0.29	2N2926R	£0.08	2N2926R	£0.08
AF127	£0.32	BC251A	£0.16	BF457	£0.37	TIP2A	£0.44	2N2926B	£0.08	2N2926B	£0.08
AF139	£0.58	BC301	£0.30	BF458	£0.37	TIP29B	£0.52	2N6121	£0.70	2N6121	£0.70
AF180	£0.58	BC302	£0.28	BF459	£0.38	TIP29C	£0.62	2N6122	£0.70	2N6122	£0.70
AF180	£0.58	BC303	£0.32	BF594	£0.15	TIP30A	£0.50	2N3054	£0.40	2N3054	£0.40
AF181	£0.58	BC304	£0.38	BF596	£0.17	TIP30B	£0.70	2N3055	£0.40	2N3055	£0.40
AF186	£0.58	BC327	£0.16	BF839	£0.25	TIP30C	£0.70	2N3414	£0.16	2N3414	£0.16
AF233	£0.58	BC328	£0.15	BF845	£0.25	TIP31A	£0.54	2N3416	£0.29	2N3416	£0.29
AL102	£0.95	BC337	£0.15	BF879	£0.28	TIP31B	£0.66	2N3614	£0.85	2N3614	£0.85
AL103	£0.95	BC338	£0.15	BF880	£0.28	TIP31C	£0.68	2N3615	£0.90	2N3615	£0.90
AU104	£1.00	BC440	£0.30	BFX29	£0.25	TIP32A	£0.64	2N3616	£0.90	2N3616	£0.90
AU110	£1.00	BC441	£0.30	BFX30	£0.30	TIP32B	£0.76	2N3616	£0.90	2N3616	£0.90
AU113	£1.00	BC460	£0.38	BFX84	£0.23	TIP32C	£0.66	2N3646	£0.09	2N3646	£0.09
BC107A	£0.08	BC461	£0.38	BFX85	£0.24	TIP41A	£0.70	2N3702	£0.08	2N3702	£0.08
BC107B	£0.08	BC477	£0.20	BFX86	£0.25	TIP41B	£0.70	2N3703	£0.08	2N3703	£0.08
BC107C	£0.08	BC478	£0.19	BFX87	£0.22	TIP41C	£0.80	2N3704	£0.07	2N3704	£0.07
BC108A	£0.08	BC479	£0.20	BFX88	£0.22	TIP42A	£0.72	2N3705	£0.07	2N3705	£0.07
BC108B	£0.08	BC547	£0.12	BFX90	£0.55	TIP42B	£0.78	2N3706	£0.08	2N3706	£0.08
BC108C	£0.08	BC548	£0.12	BFY50	£0.14	TIP42C	£0.95	2N3707	£0.08	2N3707	£0.08

74 SERIES TTL ICs

FULL SPECIFICATION GUARANTEED. ALL FAMOUS MANUFACTURERS

Type	Price	Type	Price	Type	Price	Type	Price	Type	Price	Type	Price
7400	£0.14	7409	£0.15	7441	£0.64	7482	£0.85	7493	£0.40	74122	£0.60
7401	£0.14	7410	£0.14	7442	£0.64	7483	£0.95	7494	£0.88	74123	£0.70
7402	£0.15	7411	£0.23	7445	£0.90	7484	£0.98	7495	£0.75	74141	£0.80
7403	£0.15	7412	£0.23	7446	£0.90	7485	£1.20	7496	£0.80	74154	£1.80
7404	£0.15	7413	£0.27	7447	£0.80	7486	£0.30	74100	£1.00	74180	£1.10
7405	£0.15	7414	£0.58	7448	£0.80	7489	£2.90	74110	£0.50	74181	£2.00
7406	£0.30	7416	£0.28	7475	£0.48	7490	£0.42	74118	£0.90	74190	£1.50
7407	£0.30	7417	£0.28	7480	£0.50	7491	£0.75	74119	£1.85	74198	£2.00
7408	£0.15	7440	£0.15	7481	£0.95	7492	£0.45	74121	£0.30	74199	£1.90

CMOS ICs

Type	Price	Type	Price	Type	Price	Type	Price	Type	Price	Type	Price
CD4000	£0.14	CD4012	£0.18	CD4022	£0.95	CD4031	£2.20	CD4046	£1.30	CD4071	£0.20
CD4001	£0.18	CD4013	£0.50	CD4023	£1.18	CD4035	£1.05	CD4047	£1.10	CD4072	£0.28
CD4002	£0.18	CD4015	£0.90	CD4024	£0.72	CD4037	£0.95	CD4049	£0.55	CD4081	£0.18

THE 'NUTS & BOLTS' OF THOSE PROJECTS

TRANSFORMERS

MINIATURE MAINS Primary 240V
with two independent secondary windings

No.	Type	Price
2024	MT280 0-5V 0-6V RMS	£1.30*
2025	MT150 0-12V 0-12V RMS	£1.30*

MINIATURE MAINS Primary 240V

No.	Secondary	Price
2021	6V-0-6V 100mA	£1.30*
2022	9V-0-9V 100mA	£0.85*
2023	12V-0-12V 100mA	£1.30*

1 AMP MAINS Primary 240 V

No.	Secondary	Price	P	&	P	30p
2026	6V-0-6V 1 amp	£2.70*	P	&	P	30p
2027	9V-0-9V 1 amp	£2.20*	P	&	P	30p
2028	12V-0-12V 1 amp	£2.60*	P	&	P	30p
2029	15V-0-15V 1 amp	£2.90*	P	&	P	30p
2030	30V-0-30V 1 amp	£3.80*	P	&	P	30p

STANDARD MAINS Primary 240V
Multi-tapped secondary mains transformers available in ½ amp, 1 amp and 2 amp current ratings. Secondary taps are 0-19-25-33-40-50V. Voltages available by use of taps:

No.	Rating	Price	P	&	P	50p
2031	½ amp	£3.42*	P	&	P	50p
2032	1 amp	£4.40*	P	&	P	50p
2033	2 amp	£5.45*	P	&	P	50p

AUDIO OUTPUT Primary 1.2kΩ. Secondary 5 ohms
200mW Dimensions 20 x 16 x 15mm

Order No.	Price
2037	£0.25*

MINIATURE INTER/DRIVER
Primary 20kΩ. Secondary 1kΩ. Ratio 5/1

Order No.	Price
2038	£0.23*

LT710 MIN. INPUT
Primary 100kΩ. Secondary 1kΩ. 15 x 13 x 13mm.

Order No.	Price
3051	£0.42*

LT711 MIN. DRIVER
Primary 10kΩ. Secondary 2kΩ. C.T. 15 x 13 x 13mm.

Order No.	Price
2040	£0.35*

LT712 MIN. OUTPUT
Primary 500 ohm. Secondary 8 ohms. 100mW. 15 x 13 x 13mm.

Order No.	Price
2041	£0.28*

LT717 MIN. INPUT
Primary 150kΩ. Secondary 1kΩ. 20 x 15 x 15mm.

Order No.	Price
2042	£0.52*

LT719 MIN. INPUT
Primary 20kΩ. Secondary 1kΩ. 20 x 15 x 15mm.

Order No.	Price
2043	£0.32*

LT722 MIN. DRIVER
Primary 10kΩ. Secondary 2kΩ. C.T. 20 x 15 x 15mm.

Order No.	Price
2044	£0.32*

LT724 MIN. OUTPUT
Primary 1.2kΩ C.T. Secondary 3.2 and 8 ohm. 200mW. Dimensions 20 x 15 x 15mm.

Order No.	Price
2045	£0.38*

LT726 MIN. OUTPUT
Primary 500 ohm. Secondary 3.2 and 8 ohm. 200mW. Dimensions 20 x 15 x 15mm.

Order No.	Price
2046	£0.38*

LT728 MIN. DRIVER
Primary 1kΩ C.T. Secondary 500 ohm C.T. Dimensions 25 x 20 x 20mm.

Order No.	Price
2047	£0.43*

LT729 MIN. OUTPUT
Primary 200 ohm C.T. Secondary 3.2 and 8 ohm. 400mW. Dimensions 25 x 20 x 20mm.

Order No.	Price
2048	£0.39*

LT730 MIN. OUTPUT
Primary 500 ohm C.T. Secondary 3.2 and 8 ohm. 500mW. Dimensions 25 x 20 x 20mm.

Order No.	Price
2049	£0.42*

L.E.D.s

Type	Size	Order No.	Colour	Price
TIL209	0.125in	1501	RED	12p
TIL211	0.125in	1502	GREEN	25p
TIL213	0.125in	1503	YELLOW	25p
FLV115	0.2in	1504	RED	12p
FLV310	0.2in	1505	GREEN	25p
FLV410	0.2in	1506	YELLOW	25p

2nd Grade L.E.D.s

A pack of standard sizes and colours which fall to perform to their very rigid specification, but which are ideal for experiments.

Order No.	Price
1507	£0.90

L.E.D. CLIPS

Pack of	Size	Order No.	Price
5	0.125in	1508/0.125	15p
5	0.2in	1508/0.2	30p

NUTS AND BOLTS

BA BOLTS—packs of BA threaded cadmium-plated screws, slotted cheese head. Supplied in multiples of 100

Type	No.	Price	Type	No.	Price
1in 0BA	839	£1.12	1in 4BA	845	£0.51
1in 0BA	840	£0.83	1in 4BA	846	£0.36
1in 2BA	842	£0.69	1in 4BA	847	£0.33
1in 2BA	843	£0.54	1in 6BA	848	£0.50
1in 2BA	844	£0.63	1in 6BA	849	£0.30
			1in 6BA	850	£0.33

BA NUTS—packs of cadmium-plated full nuts in multiples of 100

Type	No.	Price	Type	No.	Price
0BA	855	£0.90	4BA	857	£0.42
2BA	856	£0.60	6BA	858	£0.36

BA washers—flat cadmium plated plain stamped washers supplied in multiples of 100

Type	No.	Price	Type	No.	Price
0BA	859	£0.19	4BA	861	£0.15
2BA	860	£0.15	6BA	862	£0.12

SOLDER TAGS—hot tinned supplied in multiples of 100

Type	No.	Price	Type	No.	Price
0BA	851	£0.42	4BA	853	£0.30
2BA	852	£0.36	6BA	854	£0.30

INSTRUMENT CASES. In two sections vinyl covered top and sides, aluminium bottom, front and back.

No.	Length	Width	Height	Price
155	5in	5 1/2in	2in	£1.40*
156	11in	6in	3in	£1.80*
157	6in	4 1/2in	1 1/2in	£1.25*
158	9in	5 1/2in	2 1/2in	£1.60*

ALUMINIUM BOXES. Made from bright all. folded construction each box complete with half inch deep lid and screws.

No.	Length	Width	Height	Price
159	5 1/2in	2 1/2in	1 1/2in	62p*
160	4in	4in	1 1/2in	62p*
161	4in	2 1/2in	1 1/2in	62p*
162	5 1/2in	4in	2in	74p*
163	4in	2 1/2in	2in	64p*
164	3in	2in	1in	44p*
165	7in	5in	2 1/2in	£1.04*
166	8in	6in	3in	£1.32*
167	6in	4in	2in	86p*

BRIDGE RECTIFIERS

SILICON 1 amp

Type	Order No.	Price
50V RMS	BR1/50	£0.25
100V RMS	BR1/100	£0.28
200V RMS	BR1/200	£0.30
400V RMS	BR1/400	£0.35

SILICON 2 amp

Type	Order No.	Price
50V RMS	BR2/50	£0.40
100V RMS	BR2/100	£0.45
200V RMS	BR2/200	£0.50
400V RMS	BR2/400	£0.55
1000V RMS	BR2/1000	£0.65

FUSE HOLDERS AND FUSES

Description	Order No.	Price
20mm x 5mm chassis mounting	506	£0.07*
1 1/2in x 1in chassis mounting	507	£0.10*
1 1/2in car inline type	508	£0.20*
Panel mounting 20mm	509	£0.22
Panel mounting 1 1/2in	510	£0.24

QUICK BLOW 20mm

Type	No.	Type	No.
150mA	611	1A	615
250mA	612	1.5A	616
550mA	613	2A	617
800mA	614	2.5A	618

All 5p each

ANTI-SURGE 20mm

Type	No.	Type	No.
100mA	622	1A	625
250mA	623	2A	626
500mA	624	1.6A	627

All 7p each

QUICK BLOW 1 1/2in

Type	No.	Type	No.
250mA	631	500mA	632

All 7p each

Type	No.	Type	No.
1A	635	2.5A	638
1.6A	636	3A	639
2A	637	All 6p each	

Just a selection from our huge stocks!

SEE OUR 1977 CATALOGUE

126 pages packed with valuable information

ORDER NOW ONLY 50p
plus 15p P & P

SWITCHES

Description	No.	Price
DPDT miniature slide	1973	£0.10*
DPDT standard slide	1974	£0.12*
Toggle switch SPST 1 1/2 amp 250V a.c.	1975	£0.33*
Toggle switch DPDT 1 amp 250V a.c.	1976	£0.36*
Rotary on-off mains switch	1977	£0.12*
Push switch—Push to make	1978	£0.43*
Push switch—Push to break	1979	£0.18*

ROCKER SWITCH
A range of rocker switches SPST—moulded in high insulation. Material available in a choice of colours ideal for small apparatus

Colour	No.	Price
RED	1980	£0.22*
BLACK	1981	£0.22*
WHITE	1982	£0.22*
BLUE	1983	£0.22*
YELLOW	1984	£0.22*
LUMINOUS	1985	£0.22*

Description	No.	Price
Miniature SPST toggle, 2 amp 250V a.c.	1958	£0.50*
Miniature SPST toggle, 2 amp 250V a.c.	1959	£0.55*
Miniature DPDT toggle, 2 amp 250V a.c.	1960	£0.65*
Miniature DPDT toggle, centre off, 2 amp 250V a.c.	1961	£0.65*
Push button SPST, 2 amp 250V a.c.	1962	£0.65*
Push button SPST, 2 amp 250V a.c.	1963	£0.68*
Push button DPDT, 2 amp 250V a.c.	1964	£0.80*

MIDGET WAFER SWITCHES
Single-bank wafer type—suitable for switching at 250V a.c. 100mA or 150V d.c. in non-reactive loads make-before-break contacts. These switches have a spindle 0.25in dia. and 30° indexing.

Description	Order No.	Price
1 pole 12 way	1965	£0.48*
2 pole 6 way	1966	£0.48*
3 pole 4 way	1967	£0.48*
4 pole 3 way	1968	£0.48*

MICRO SWITCHES
Plastic button gives simple on-off action

Description	Order No.	Price
Rating 10 amp 250V a.c.	1969	£0.20
Button gives 1 pole change over action		
Rating 10 amp 250V a.c.	1970	£0.25

DISPLAYS

Type	Order No.	Price
BDL707 0.3in single	1510	£0.80
BDL747 0.6in single	1511	£1.50
BDL727 0.5in double	1512	£1.80

COLD CATHODE ITT 5087 ST
side viewing indicator tubes. Displays 0-9 and decimal points. Wide viewing angle—operates from 180W with 16kΩ series anode resistors—character height 16.5mm pin connections supplied.

Order No. 1513 Price £0.60

VOLTAGE REGULATORS

Description	Order No.	Price
Positive Regulators TO220 case		
MVR 7805 5V £1-35	MVR 7815 15V	£1.25
MVR 7812 12V £1-35	MVR 7824 24V	£1.25
Negative Regulators TO220 case		
MVR 7905 5V £2-00	MVR 7915 15V	£2.00
MVR 7912 12V £2-00	MVR 7924 24V	£2.00

ORDERING

PLEASE WORD YOUR ORDERS EXACTLY AS PRINTED, NOT FORGETTING TO INCLUDE OUR PART NUMBER.

VAT
ADD 12½% TO PRICES MARKED*
ADD 8% TO OTHERS EXCEPTING THOSE MARKED† THESE ARE ZERO

BI-PAK

Dept. P.E.5, P.O. Box 6, Ware, Herts
COMPONENTS SHOP: 18, BALDOCK STREET, WARE, HERTS

GOOD NEWS FROM

Connoisseur

THE BD2/A



Based on the popular BD2, the new BD2/A offers the hi-fi enthusiast all the features usually associated with Connoisseur turntables, such as low rumble, wow and flutter, plus the addition of an automatic pick-up arm lift-off at the end of the record. This is achieved by an ingenious, though simple, electro-magnetic system, which avoids having any physical contact with the pick-up arm. It is possible, therefore, to use top quality cartridges, tracking at less than one gram, without putting any extra side pressure on the stylus.

The BD2/A comes either as a chassis model, or mounted on a slimline plinth, standing on rubber anti-vibration feet, finished in genuine American walnut, and fitted with a bronze, hinged dust cover. For those with restricted space, a compact plinth measuring only 13½" x 15½" x 5½" is still available.

Specification
 Rumble - 65dB when measured in accordance with DIN 45539 using weighting network, referred to 7cm/sec. at 330Hz.
 Wow and flutter - Less than 0.1%
 Hum level - 80dB

Ask your local hi-fi dealer, or write to the factory, for further details.

Connoisseur

Manufactured by: A. R. Sugden & Co (Engineers) Ltd., Atlas Mill Road, Brighouse, West Yorkshire, HD6 1ES. Telephone: Brighouse (0484) 7121421. Telegrams & Cables: Connoisseur, Brighouse.



THE "Manta" CAPACITIVE DISCHARGE ELECTRONIC IGNITION UNIT

THE NEW, HIGHER RELIABILITY VERSION OF THE P.E. "SCORPIO MK II" IS NOW AVAILABLE IN KIT FORM!! Our thousands of satisfied customers report:

More miles per gallon (customers reports give 10%-25% saving—letters available)

An increase in overall performance—your 4 cylinder car feels like a 6 cylinder

No more cold morning splutters—saves you even more petrol through much less use of choke.

The price? A snip at only £16.50, fully inclusive of all parts, instructions, postage/packing and V.A.T. (ready built unit available—£19.85 fully inclusive)

All parts to high specification, first quality and brand new

Construct this invaluable accessory, following our easy step by step instructions (also available separately, price 30p post paid). Send for our free interesting six page brochure—"Electronic Ignition—How it Works" (S.A.E. Please) to:

ELECTRO SPARES

Dept. P.E., 187a Sheffield Road, Chesterfield, Derbyshire S41 7JQ. Telephone: Chesterfield (0246) 36638



**Random
FLASHER UNIT**

Wired ready for use
Complete with three
100 watt coloured lamps
that flash independently
at random

£18.95



**TWIN BANK 6 LIGHT
UNIT**
(less lamps) LENGTH
14½ inches

BC Fitting **£9.55**
ES Fitting **£10.35**



**Sound to Light
MASTER UNIT**

600 WATTS PER CHANNEL

£30.95

INCLUDING CHANNEL
OUTPUT PLUGS AND
MAINS W/OUT SOCKET



TYPE A SPOT
(less lamp)

BC Fitting **£1.95**
ES Fitting **£2.12**



TYPE B 3 BANK UNIT
(Less Lamps)

BC Fitting **£6.90** | ES Fitting **£7.26**



**TWIN BANK 12 LIGHT
UNIT**
Length
31½"

(less lamps)

BC Fitting **£15.60** | ES Fitting **£17.00**



100 WATT SPOT LAMPS
RED, YELLOW, GREEN
BLUE
CLEAR

3 lamps
each **£3.90**

B.C. or E.S. Fitting

ALL PRICES INCLUDE V.A.T. AND POST & PACKING
(These prices apply to the United Kingdom only)

Send 20p for illustrated leaflet & price list

ALBEN ENGINEERING CO. LTD.
 DEPT. PE THE CRESCENT, WORSTHORNE,
 BURNLEY, LANCs. Tel: Burnley 20940

NEW VOICE FOR COMPONENT INDUSTRY

THE formation of the Electronic Components Industry Federation (ECIF) by a marriage between the Radio and Electronic Component Manufacturers' Federation and the Electronic Components Board provides the UK components industry with a single and powerful voice to represent its interests.

The creation of this new body coincides with the recognition by the Government of the component industry's importance to our economic affairs. For the electronic component industry is one of five selected industries from an original list of 40, that have been deemed of strategic importance for the future. With this recognition comes the establishment of a Department of Industry support scheme for British-based component makers, with an initial sum of £20m to be made available. The new streamlined association ECIF will be working in very close co-operation with the NEDO Sector Working Party on components.

The ECIF is important in that it represents about 90 per cent of the entire component manufacturing business in the United Kingdom. The list of 145 member companies embraces the smaller firms, many of these producing the less exalted components without which the glamorous components like semiconductor devices would be deprived of their chance to shine, as well as the big companies with household names. Included amongst the latter are well-known American semiconductor makers who have established factories in the UK.

But the exclusion of other well-known names in the semiconductor field is equally notable. General Instrument Micro-electronics, for one, has a manufacturing establishment in Scotland and many of their current i.c. devices have been designed and developed here. Yet this multi-national company has declined the invitation to join ECIF. Apparently GIM are rather sore at being treated as "foreigners" whenever there is any Government hand-out to help finance research and development work by UK firms. So they feel reluctant to chip-in for the common cause by contributing to an organisation such as ECIF.

Wholly British owned firms such as Ferranti, GEC and Plessey have, from time to time, received financial backing from the Government. This is part of a determined effort to strengthen the indigenous semiconductor industry. But facts of life concerning the semiconductor industry in general suggest that those US firms that have set up development and manufacturing facilities in the UK should be equally encouraged in their efforts, which do of course contribute directly to our economy. On the very important technological plane, these companies keep the UK in the main stream of big developments originating in their home bases across the Atlantic. How better to encourage them develop their roots over here than by making them eligible for consideration for financial backing? There are signs that the Government is beginning to think this way; if so, any coolness towards the ECIF will no doubt disappear and that body will become all the more relevant to the component situation in the UK and thus be better able to fulfil its intended purpose: to help maintain a thriving and forward looking components industry in this country.

F.E.B.

Editor
F. E. BENNETT

Editorial
G. C. ARNOLD *Assistant Editor*
D. BARRINGTON *Production Editor*
G. GODBOLD *Technical Editor*
M. ABBOTT

Art Dept.
J. D. POUNTNEY *Art Editor*
D. J. GOODING
R. J. GOODMAN
K. A. WOODRUFF


Advertisement Manager
D. W. B. TILLEARD
Phone: 01-634 4504

P. J. MEW
Phone: 01-634 4181

C. R. BROWN *Classified*
Phone: 01-261 5762

Make-up and Copy Dept.
Phone: 01-634 4372

Editorial & Advertising Offices:
Fleetway House, Farringdon St.
London EC4A 4AD
Phone: *Editorial* 01-634 4452
Advertisements 01-634 4504



Organ TREMLOLO

By L. F. Reeve

It may seem sacrilegious to suggest that there are other, more flexible and less clumsy ways of achieving phase modulation of audio signals, but an organ which has enjoyed almost legendary popularity over the years, does produce its modulation at the electrical signal stage. The Hammond A100 employs an electro-mechanical device consisting of a short period delay line, which is mechanically scanned in such a way as to induce undulating phase changes in the signal, controllable at the keyboard.

The circuit described in this article goes one stage further, producing an aural appeal virtually equal to the "true Leslie effect", by a completely electronic process.

ELECTRONIC organ fans will be familiar with the pleasant sound produced by a Leslie rotating type loudspeaker unit, and most would probably agree that what gives rise to this pleasing effect, is the mechanically induced phase modulation of the sound.

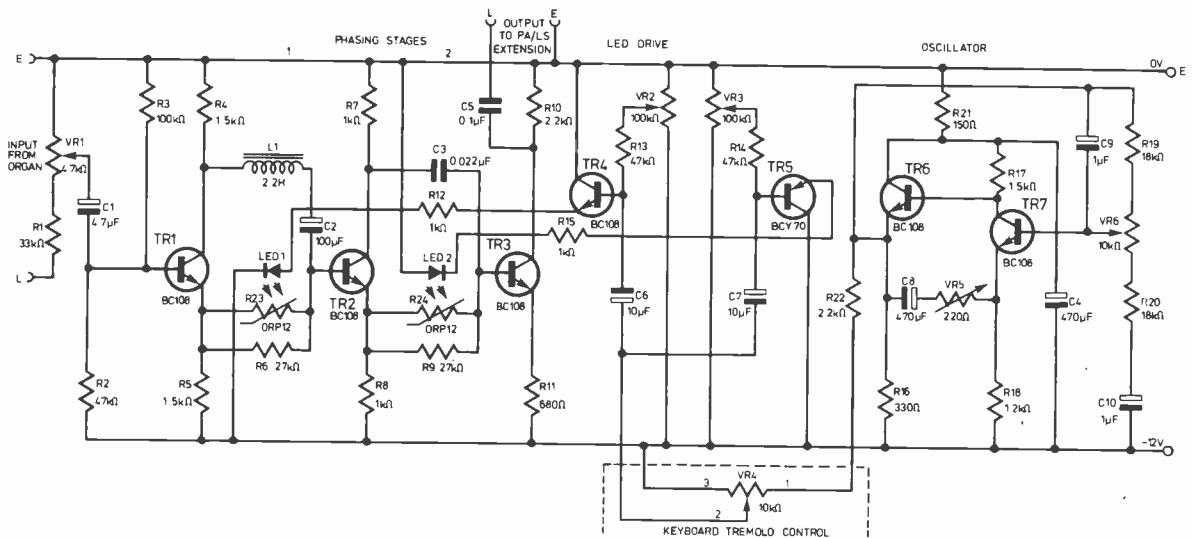


Fig. 1. Circuit diagram of Organ Tremolo Unit. LED1 is optically coupled to R23, and likewise LED2 with R24

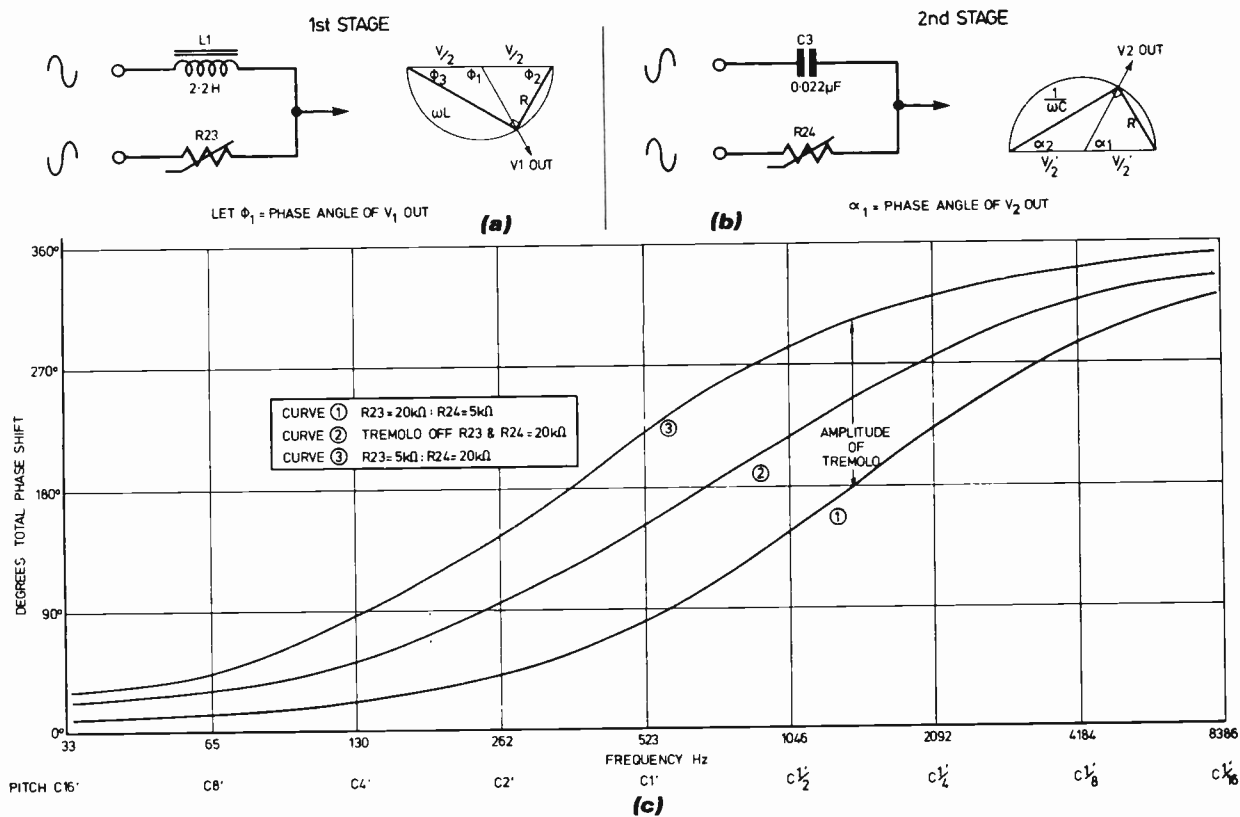


Fig. 2. (a) Vector diagram of inductive stage. (b) Capacitive stage. (c) Phase shift versus frequency

TREMOLO EFFECTS

The unit was specifically designed for injecting phase modulation into the electrical signal available at the organ's auxiliary output socket; this signal then being fed to a conventional power amplifier loud-speaker extension. The tremolo speed is approximately 5Hz, which will blend acoustically with the tremolo from the organ's Leslie speaker system, regardless of the latter's precise speed. With both tremolos on, the effect is similar to theatre organ tremolo, and a modified effect can also be obtained by running the organ's unit at "chorus" speed (about one cycle in 1.5 seconds), with full external tremolo. If the control of the external tremolo is now eased back to a low level, a very reasonable "straight" organ sound is obtained.

Although the author disliked the idea of having both the internal and external units running at chorus speed, there is no reason why an experimental oscillator, running at the slower speed, should not be added to this unit in conjunction with suitable changeover switching.

Obviously the electronic tremolo unit can be used on its own, with an organ not fitted with its own system. In this case the tremolo unit and the PA/LS extension can be regarded as a relatively inexpensive alternative to a rotation loudspeaker type extension, with considerable improvement in tone ambience as a whole.

CIRCUIT DESCRIPTION

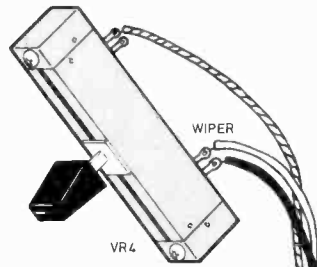
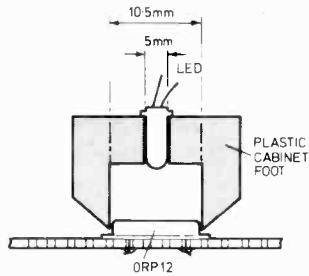
Referring to the diagram in Fig. 1, the organ signal passes through two phasing stages, and then a conventional output stage. The first stage contains an inductance/resistance combination and the second stage, a capacitance/resistance combination, the latter being subjected to a 180 degree phase inversion by the second transistor.

The resistance element in each case is a light dependent resistor coupled to a light emitting diode, and mounted in a light-proof container.

The oscillator section (TR6 and TR7) drives the two transistors TR4 and TR5 through the tremolo control potentiometer VR4. Because TR4 is *nnp* and TR5 is *pnp* the two l.e.d.s are driven in antiphase. This causes the respective resistances of R23 and R24 to swing alternately between the arbitrary limits of 5k Ω and 20k Ω .

The phase changes imposed on the signal by the two stages are shown in Figs. 2a and 2b, and as can be seen, the inductive stage creates the phase lag θ_1 , and the capacitive stage produces a phase lead of α_1 . The maximum total phase variation for any given frequency can be read from the graph in Fig. 2c, and this is $\theta_1 + \alpha_1$ degrees. The plots were produced mathematically with formulae derived from the vector diagrams.

ORGAN TREMOLO BOARD



COMPONENTS . . .

Resistors

R1	33k Ω	R13	47k Ω
R2	47k Ω	R14	47k Ω
R3	100k Ω	R15	1k Ω
R4	1.5k Ω	R16	330 Ω
R5	1.5k Ω	R17	1.5k Ω
R6	27k Ω	R18	1.2k Ω
R7	1k Ω	R19	18k Ω
R8	1k Ω	R20	18k Ω
R9	27k Ω	R21	150 Ω
R10	2.2k Ω	R22	2.2k Ω *
R11	680 Ω	R23	ORP12 l.d.r.
R12	1k Ω	R24	ORP12 l.d.r.

All $\frac{1}{2}$ W carbon 5% min

Potentiometers

VR1	4.7k Ω
VR2	100k Ω
VR3	100k Ω
VR4	10k Ω linear slider
VR5	220 Ω
VR6	10k Ω

All miniature horizontal presets unless otherwise stated

Capacitors

C1	4.7 μ F tantalum bead
C2	100 μ F 16V Teletron
C3	0.022 μ F polyester
C4	470 μ F 16V Teletron
C5	0.1 μ F or 4.7 μ F*
C6	10 μ F 16V elect
C7	10 μ F 16V elect
C8	470 μ F 16V Teletron
C9	1 μ F 25V elect. or tantalum
C10	1 μ F 25V elect. or tantalum

Inductors

L1	800 turns of 40 s.w.g. enamelled copper wire on FX2239 ferrite pot core assembly*
----	---

Semiconductors

TR1-TR4	BC108
TR5	BCY70
TR6-TR7	BC108
D1-D2	0.2 inch dia. red (must be clear encapsulation)*

Miscellaneous

- 0.1 inch Veroboard (127 x 95mm)
- Veropins
- 2 x rubber bushes for l.e.d./l.d.r. subassembly*
- * see text

CONSTRUCTOR'S NOTE

The following components:

Clear encapsulated red l.e.d.

Suitable plastic cabinet feet for optical couplers

Ferrite pot core assembly, and suitable wire,

are available from:

Greenwell Electronics, 443 Millbrook Road, Southampton SO1 0HX.

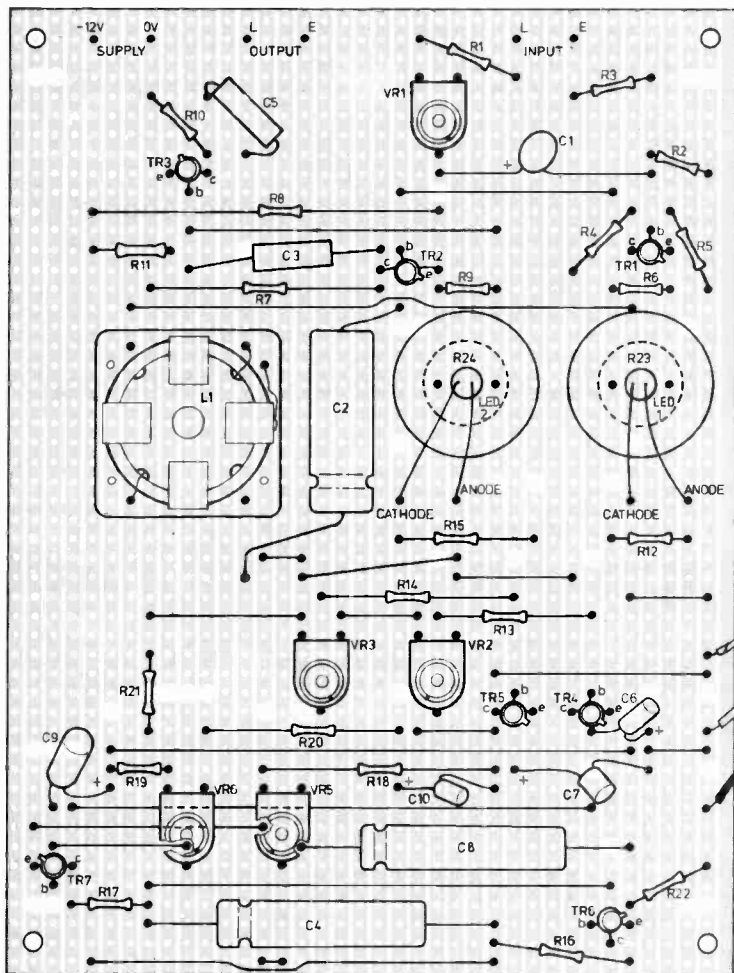


Fig. 3. Component layout on 0.1 inch Veroboard. The arrangement of the optical couplings using cabinet feet is shown

From the trigonometrical ratios applicable to a right-angle triangle:

$$\tan \theta_2 = \frac{\omega L}{R} \dots \dots \text{equation (1)}$$

It can be shown that $\theta_1 = 2\theta_2$ degrees.

Since $\theta_3 = 90 - \theta_2$ degrees

$$\text{and also } \theta_3 = \frac{180 - \theta_1}{2} \text{ degrees.}$$

$$\text{Therefore } 90 - \theta_2 = \frac{180 - \theta_1}{2}$$

Multiplying by 2: $180 - 2\theta_2 = 180 - \theta_1$

$$\therefore \theta_1 = 2\theta_2 \dots \dots \text{equation (2)}$$

Combining equations (1) and (2) we get

$$\theta_1 = 2 \tan^{-1} \left(\frac{\omega L}{R} \right)$$

$$\text{or } \theta_1 = 2 \tan^{-1} \left(\frac{2\pi f L}{R} \right)$$

Similar rules define α_1 as being $2 \tan^{-1} (2\pi f C R)$.

The graphical plots of these formulae correspond closely to measurements taken with the unit in operation.

Most electronic organs have a high signal level at their extension output sockets, and for this reason the value of $33k\Omega$ has been chosen for R1, to give an audio output signal which is about -10dB with respect to the input level. This attenuation can be reduced if required, by lowering the value of R1.

The purpose of R22 is to regulate the maximum depth of tremolo available at VR4. The value of $2.2k\Omega$ found suitable in the prototype, can be changed up or down in value, to cover tolerances in l.e.d. performance.

Capacitor C5 should be $0.1\mu\text{F}$ for a $200k\Omega$ output, or $4.7\mu\text{F}$ for a $10k\Omega$ impedance output.

If the second oscillator is required for the chorus effect, it can be constructed using the same circuit as the oscillator section of Fig. 1, and making R19— $22k\Omega$, R20— $12k\Omega$, C9— $10\mu\text{F}$ || $4.7\mu\text{F}$ ($14.7\mu\text{F}$), and C10— $50\mu\text{F}$. The decoupling components R21 and C4 may be omitted in this instance. The period of oscillation is about 1 to 1.5 seconds.


CONSTRUCTION

The two l.e.d./l.d.r. sub assemblies need no explanation, being put together as indicated in Fig. 3. It should be borne in mind that the l.e.d.s are required to be withdrawn from their housings, to carry out the adjustments detailed later.

The winding of the inductor coil can be done using a handbrace held in a bench vice. The bobbin is lightly clamped between two oversize washers on a 50mm long 2BA screw, and secured with a nut, the end of the screw being held in the handbrace chuck. The nut is lightly tightened, after the bobbin has been centred to rotate concentrically. It is advisable to clean the end of the wire and anchor it to the chuck with adhesive tape, before starting to wind.

Have a piece of sticky tape cut to size and ready to wrap around the coil after the 800 turns of 40 s.w.g. enamelled copper wire have been wound on. There is plenty of room on the bobbin, and ordinary "pile" winding is satisfactory.

The coil ends should be brought out of diametrically opposite slots, which after assembly of the inductor,



are soldered to the pins as shown on the circuit board layout. An earth connection is soldered between the fifth pin, and the adjacent clip.

Components are mounted on Veroboard, the layout of which is shown in Fig. 3. It is recommended that the complete panel should be mounted in a vacant space inside the organ's housing, to allow the audio and tremolo control connections to be made more readily. The only outgoing signal will then be the phase processed output lead.

POWER SUPPLY

The total current consumption of this 12 volt positive earth system is 25mA, and may be available from the organ's supply. If this is not possible, and a mains power pack is not desired, then two PJ996 or similar batteries would provide a generous source of supply.

ADJUSTMENTS

(1) Before switching on, VR2 and VR3 should both be turned to an almost fully clockwise position, thus cutting off TR4 and TR5.

(2) After switching on, VR5 and VR6 should be adjusted to obtain a sinusoidal waveform from the oscillator. This is best done by connecting an oscilloscope across VR4, but it can also be done by ear, as a non-sinusoidal waveform will produce audible harmonics if connected to the P.A./L.S. extension. This of course would be done after installation.

(3) With zero drive from the oscillator, and with the l.e.d.s removed from their housings, turn VR2 anticlockwise until LED1 begins to glow. Similarly turn VR3 anticlockwise until LED2 begins to glow. Replace the two l.e.d.s in their housings.

(4) Adjust VR1 to the point where the unit accepts full organ signal without overloading.

This completes the adjustments, and the unit should now be ready for use. ★



Burglar Alarm

By P. J. Fasoli

THIS alarm is suitable for all types of security application, in a house, shop or any other place that needs to be protected from an intruder.

It can be used with open and closed circuit sensors, and is of bridge design to give the maximum protection. Entry and exit delays are provided, allowing one to enter and leave the building without need for a key switch at the door.

The alarm is run from internal batteries, an HP1 was used in the prototype. This battery will give up to six amperes. Since the unit consumes only 10mA in the Guard condition, the cost of providing a mains power supply unit was hardly felt to be justified.

THE CIRCUIT

As will be seen from Fig. 1, the alarm is built around a 741 operational amplifier, operating in the open loop mode as a voltage comparator. The alarm voltage V_1 is set by the divider chain comprising resistors R_x and R_y . The voltage at the junction is applied to the inverting input (pin 2) of IC1. A similar voltage V_2 is set on the non-inverting input (pin 3) by the potential divider formed by R_1 , VR1 and R_2 .

Providing that V_1 remains more positive than V_2 , the output of the 741 (pin 6) will stay at about two volts.

COMPONENTS ...

Resistors

R1, R2	3.9k Ω
R3, R4	39k Ω
R5	12k Ω
R6	22k Ω
R7	560 Ω
R8	47 Ω
R9	220 Ω 1W
All unspecified resistors $\frac{1}{2}$ W	

Potentiometers

VR1	50k Ω lin.	VR2	1M Ω min. preset
-----	-------------------	-----	-------------------------

Capacitor

C1	470 μ F 16V electrolytic
----	------------------------------

Semiconductors

TR1	BFY51	TR2	TIS43
IC1	741	D1	1N4148
CSR1	BTY79-400R (400V 6A thyristor)		

Miscellaneous

S1	Push-on, delay switch (see text)
S2	3-pole, 4-way key-operated switch*
S3	S.P.C.O. microswitch
RLA	D.P.C.O. relay, 185 Ω 12V coil, continental type
WD1	Audible warning device, 12V (RS Components 248-808)
LP1	12V lamp with holder, green lens
LP2	12V lamp with holder, red lens
B1	HP1 battery
Plug for B1; heat sink for CSR1 (see Fig. 2); socket for IC1 (if required); 12-way terminal strip; aluminium box (see text); alarm bell, 12V; R_x , R_y and sensors (see text)	

*The key-operated switch is available from F & G Electronics (Manchester), 28 Middleham Street, Manchester M14 7NG

In this condition, the forward bias on TR1 is not sufficient for RLA to be energised. If, however, the resistance of line A increases or line B decreases, the balance will be upset, changing the state of the input stage and making the output rise to about 10 volts. As soon as this happens, transistor TR1 will saturate and energise relay RLA/2. When the unit is in the Guard condition, the relay will latch when set off, thus keeping the bell powered. The only way to stop it is by means of the key-operated switch S2.

When the alarm is triggered, power will be applied via RLA2 and S2c to the timer, based on the unijunction TR2. The delay, set by the charging rate of C1 via R6/VR2, will allow up to eight minutes to enter and switch off the alarm. Power will also be applied to an audible warning device WD1, to indicate that the timer has started. The bell will not ring until the timer has completed its cycle and fired thyristor CSR1.

A microswitch S3 fitted to the case operates if the lid is opened. The switch contacts place a short circuit across the gate and anode of the thyristor, causing the bell to ring if the unit is tampered with.

EXIT DELAY

The exit delay is simply a push-to-make, delay switch S1 connected across the base emitter junction of TR1 to hold off the alarm until the exit door has been closed. This type of switch is intended for use on the stairways of blocks of flats, etc. turning the lights on when pushed, but turning them off again after a period of a couple of minutes or so, depending

upon its setting, to save power. Such switches are available from most good electrical shops.

If an intruder enters he will not be able to silence the alarm by pushing S1, as the relay will have latched on via its contact RLA1. Lamps LP1 and LP2 are for setting the unit, and for indicating the state of the alarm loops when switching the unit on. If the alarm loops are upset, RLA will be energised, illuminating the red lamp instead of the green when S2 is turned to the Set Balance position. The doors and windows should then be checked before turning S2 to Guard, otherwise the bell will ring.

Resistor R9 maintains a holding current of about 30mA through the thyristor, which would otherwise switch off when the bell trembler contacts open.

CONSTRUCTION

The prototype unit was built in an aluminium box 180 x 205 x 75mm, large enough to accommodate the battery and all the electronics. Most of the components are mounted on a printed board, as shown in Fig. 2. Of the remainder, VR1, LP1, LP2, S1 and S2 are mounted on the lid, and the audible warning device is mounted at the top of the box, with a hole to let out the sound. All external connections are made via a 12-way terminal strip.

SETTING UP

To set up the alarm, fit R_x and R_y , which can be any value from 10k Ω to 56k Ω . In the prototype system, 33k Ω and 27k Ω were used. Place the key in S2 and

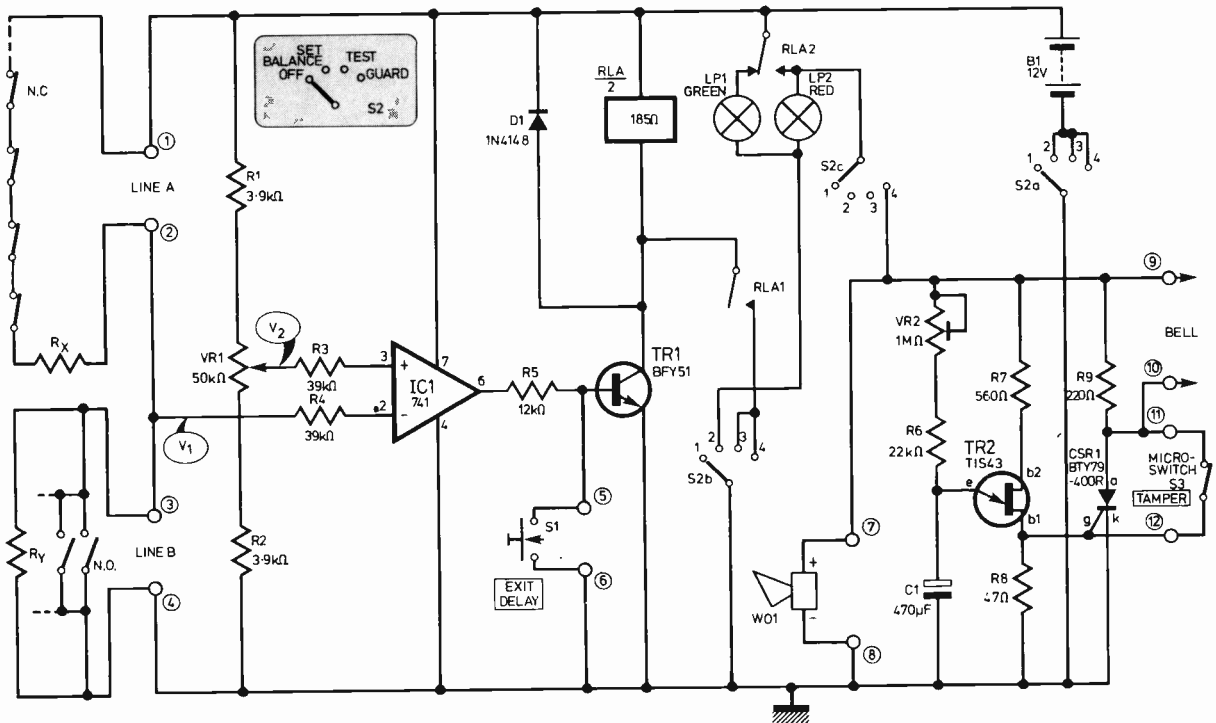


Fig. 1. Circuit diagram of the complete burglar alarm. The values of R_x and R_y are discussed in the text. Circled numbers identify connections to the 12-way terminal block

Burglar Alarm Board

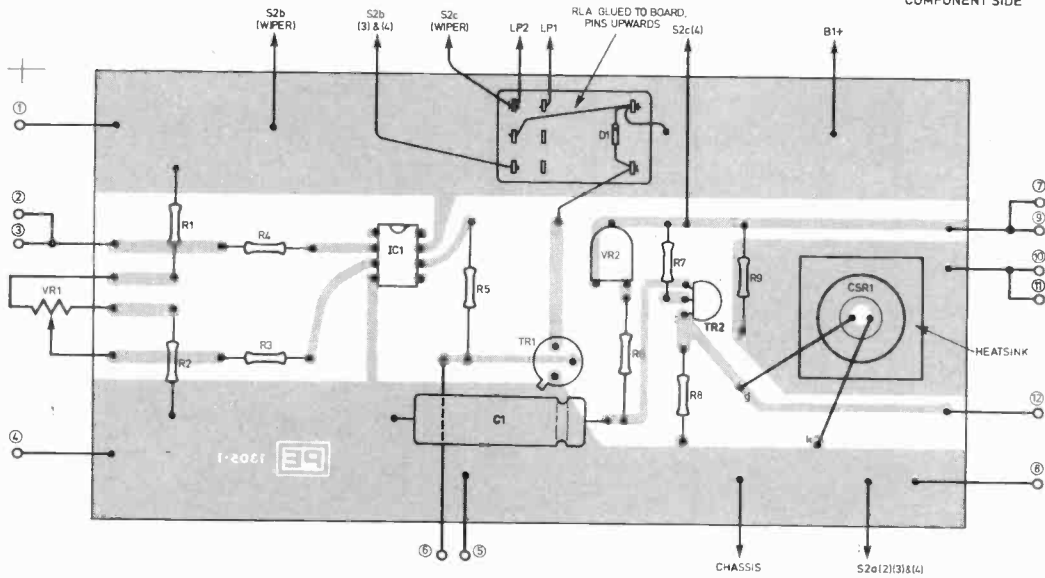
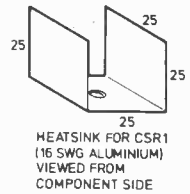
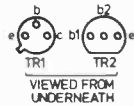
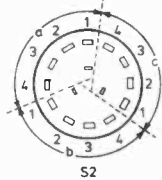
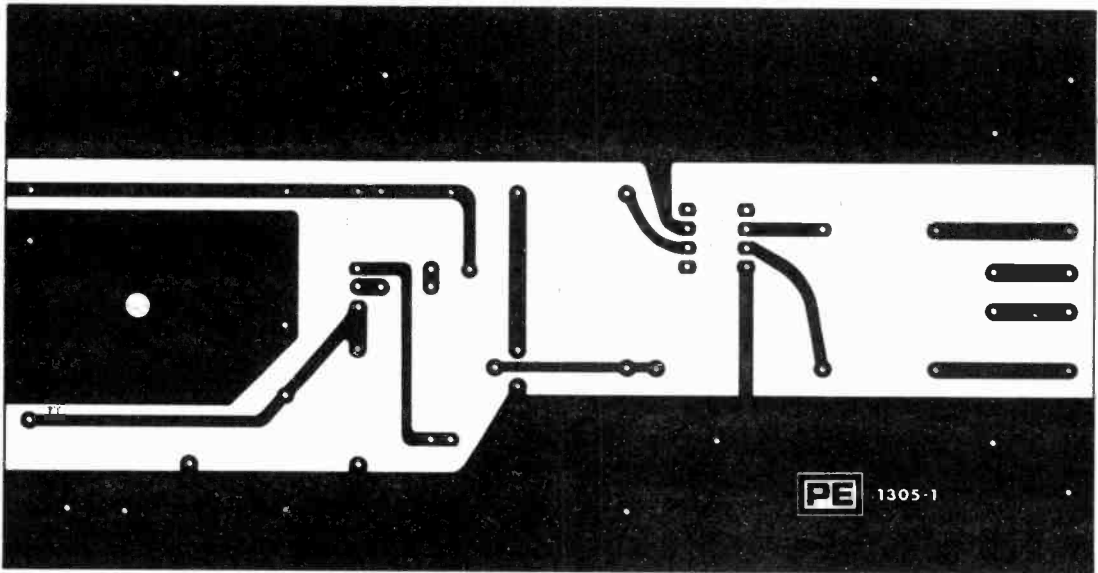


Fig. 2. Printed board pattern shown full size and component layout. The thyristor heat sink is in contact with the mounting stud (anode) and is therefore live. Keep clear of earthed metalwork or wiring

turn to Set Balance. Adjust the balance potentiometer VRI to the point where the green lamp just comes on, then remove R_x and short out R_y in turn. In each case the green should go out and the red come on. This indicates that all is well.

Next turn S2 to Test, and as before open and short circuit the resistors. The relay should latch and not reset until S2 is returned to Set Balance.

To set the timer, connect two links, one from No. 7 on the terminal strip to battery positive, and one from No. 8 to battery negative. Disconnect the audible warning device to stop the noise while setting up. Connect a 12 volt lamp to terminals 9 and 10 to indicate when the thyristor has fired, and adjust preset VR2 to give the required delay.

The only remaining item to be tested is the tamper switch. To do this remove all the links and reconnect the audible warning device. Remove the temporary lamp from terminals 9 and 10 and wire in the bell. Turn S2 to Guard, i.e. alarm on, and remove the lid, whereupon the bell should ring.

The setting of VRI should be checked when the unit is installed with the external sensors connected to lines A and B. These sensors may be reed switches, microswitches, pressure mats, etc. as required.

To make the alarm more difficult for an intruder to bypass, line A and line B can be run in one four-core cable. The intruder will then not know the correct ones to cut or join. ★

NEWS BRIEFS

First UK Conference on DIY Computing

A ONE-DAY conference entitled "Build Your Own Computer" is being staged by Online Conferences at the Institution of Electrical Engineers, Savoy Place, London WC2, on Saturday, 14 May.

Designed to cater for the home computer builder and for companies considering building their own micro-computer system from scratch, the conference will deal with the principles of computer construction, availability of components, costs, use of domestic TV and audio equipment as peripherals, programming, and the effect of microelectronics on consumer goods.

Tickets are £8 in advance, or £9 at the door. Further details from Online, Cleveland Road, Uxbridge, Middlesex.

See Us at the All Electronics Show

THE All Electronics Show is being held from 19-21 April at Grosvenor House, Park Lane, London W1. Among the 200 or so exhibitors will be PRACTICAL ELECTRONICS (Stand 127, Great Room) showing a selection of recent and future projects.

The show is open from 10am to 6pm daily, admission 50p.

Sound '77 Exhibition

THE Sound '77 Exhibition, organised by the Association of Sound and Communication Engineers, will take place at the new Wembley Conference Centre from April 19-21.

On display will be a wide range of alarm systems, amplifiers, microphones, loudspeakers, sport event timing equipment, music systems and public address and audio equipment. The exhibition is open daily from 10am to 6pm (5pm on the last day) and admission is free.

The organisers were formerly the Association of Public Address Engineers. Their new name is intended to acknowledge the ever-widening scope of sound communications, in industry, commerce, public services, and entertainment.

London Meeting a Great Success

PRACTICAL ELECTRONICS joined forces with a large semiconductor manufacturer and a component retailer to present a Microprocessor Forum for Constructors.

The first date, Saturday, 26 February, was soon oversubscribed, and a repeat of the Forum was organised for the following Saturday, 6 March. PE's associates in this unique presentation were National Semiconductor (UK) Ltd., one of the world's foremost microelectronics manu-




Competition winners A. Mackintosh and A. Challinor receiving their Introkits prizes from Mrs. J. L. Marshall

facturers, and A. Marshall (London) Ltd., one of the largest distributors of electronic components.

Audiences of about 200 attended each staging of the Forum at Berners Hotel, London W1, listening attentively to two National Semiconductor engineers, Dave Brown and Stewart May, who spoke on different aspects of microprocessors and answered questions from the audience.

A feature of the first Forum was the presentation by Mrs J. L. Marshall of prizes to the first two winners of the PE Microprocessor Competition, A. Mackintosh of Brighton, and A. Challinor of Stoke-on-Trent.

An elimination competition is under way to find the third main prize winner, and we hope to publish a full list of winners in our June issue.



Left to right, Colin Wemyss, Distribution Manager, National Semiconductor (UK) Ltd., Fred Bennett, Editor PE, Graham Clifton, General Manager A. Marshall Ltd., Stewart May and Dave Brown

Part 3 – THE INSTRUCTION SET AND PROGRAMMING TECHNIQUES



MICROPROCESSORS

explained By R.W.Coles

*A "Miss World" contest for microprocessor chips would be difficult to judge. There would be those who liked their MPUs well stacked (see Part 2), the bipolar brigade who preferred speed to comfort, and of course the "leg men" hooked on long graceful instruction sets! At the end of the day, though, the vital statistic which would receive the **most** scrutiny, and receive the **most** admiration and wolf-whistles, would undoubtedly be the instruction set. It is the very existence of the instruction set which sets MPU chips apart from standard LSI, and as far as we are concerned, "Vive la difference!"*

THE instruction set is, in effect, a rudimentary "language" through which we earthlings can communicate our desires to the inner recesses of the semiconductor chip, a language which is designed by the chip makers in most cases. Of course the ideal language for microprocessor programming would be English, or if you happen to be French, French, but microprocessors are far removed from our intellectual level (thank goodness!) and require us to "talk down" to them using a basic language with a very limited vocabulary, namely, the instruction set.

With larger computer systems much effort has been expended in writing special programs called COMPILERS which translate instructions written in "almost English" into the currency of the computer instruction set, but while this is a universally practised technique for large systems, it is a newcomer to microprocessors and can only be used on MPU systems with a lot of memory space available.

It seems unlikely that we will see microprocessor systems in our price range which are capable of running compilers for some time yet, which means that when we do use microprocessors we have to think in terms of the basic instruction set that the MPU is born with, and be familiar with the way the MPU chip operates in a hardware sense. This fact of life is not unpalatable since it gives the whole subject a distinct "hardware" or "gates and wire" flavour which should make using microprocessors a natural and exciting experience for most electronics enthusiasts.

INSTRUCTION CODING

Fig. 3.1 gives some examples from an MPU instruction set, and as you can see, there is an English sentence or two to describe the effect of the instruction to us mortals, and a binary code word which specifies the instruction to the MPU. Now the MPU can't read English, and we find it very difficult to remember and use patterns of 1's and 0's, and so to write a program we would use a list of instructions like the one in Fig. 3.1 to "look-up" the binary code for a specific operation so that we can use it in our program.

To make it a little easier for us to remember the binary patterns of MACHINE CODE as it is called, most people find it best to use a notation called HEXADECIMAL which represents groups of four binary bits as a single character from the set 0 to 9 and A to F which provide the necessary 16 possibilities.

Using hexadecimal the eight-bit instruction 11101000 becomes E8, which is both easier for us to use and straightforward for a program to convert into binary if required.

An alternative to hexadecimal is OCTAL code where the binary is split into groups of three bits, each represented by a decimal digit from the set 0-7, so that the binary instruction above would be coded as 350 in this notation.

Octal is losing a lot of ground these days to hexadecimal which is undoubtedly a more powerful and easy-to-use technique for microprocessor use, especially since it has the added protection that in a list of

4040 MICROPROCESSOR

INSTRUCTION SET

Summary of Processor Instructions

*Two Cycle Instructions

Mnemonic	Description	Instruction Code							
		OPR				OPA			
		D ₃	D ₂	D ₁	D ₀	D ₃	D ₂	D ₁	D ₀
MACHINE GROUP									
NOP	No Operation	0	0	0	0	0	0	0	0
HLT	Halt	0	0	0	0	0	0	0	1
BBS	Branch Back and SRC	0	0	0	0	0	0	1	0
LCR	Command Register to Accumulator	0	0	0	0	0	0	1	1
OR4	Logical OR, Index Register 4 and Accumulator	0	0	0	0	0	1	0	0
OR5	Logical OR, Index Register 5 and Accumulator	0	0	0	0	0	1	0	1
AN6	Logical AND, Index Register 6 and Accumulator	0	0	0	0	0	1	1	0
AN7	Logical AND, Index Register 7 and Accumulator	0	0	0	0	0	1	1	1
DB0	Designate RDM Bank 0	0	0	0	0	1	0	0	0
DB1	Designate RDM Bank 1	0	0	0	0	1	0	0	1
SBO	Select Index Register Bank 0	0	0	0	0	1	0	1	0
SB1	Select Index Register Bank 1	0	0	0	0	1	0	1	1
EIN	Enable Interrupt	0	0	0	0	1	1	0	0
DIN	Disable Interrupt	0	0	0	0	1	1	0	1
RPM	Read Program Memory, Half-Byte per Instruction	0	0	0	0	1	1	1	0
*JCN	Jump Conditional to Address A ₂ A ₂ A ₂ A ₂ A ₁ A ₁ A ₁ Condition Code, C ₁ C ₂ C ₃ C ₄	0	0	0	1	C ₁	C ₂	C ₃	C ₄
*FIM	Fetch Immediate, ROM Data D ₂ D ₁ to Index Register Pair RRR	0	0	1	0	R	R	R	0
SRC	Send Register Control	0	0	1	0	R	R	R	1
FIN	Fetch Indirect, Data from RDM to Index Register Pair RRR	0	0	1	1	R	R	R	0
JIN	Jump Indirect to Address in Register Pair RRR	0	0	1	1	R	R	R	1
*JUN	Jump Unconditional to Address A ₃ A ₂ A ₁	0	1	0	0	A ₃	A ₃	A ₃	A ₃
*JMS	Jump to Subroutine at Address A ₃ A ₂ A ₁	0	1	0	1	A ₃	A ₃	A ₃	A ₃
INC	Increment Register RRRR	0	1	1	0	R	R	R	R
*ISZ	Increment Register RRRR. Go to Address A ₂ A ₁ if result is not zero, otherwise go to next instruction	0	1	1	1	R	R	R	R
ADD	Add Register RRRR to Accumulator with Carry	1	0	0	0	R	R	R	R
SUB	Subtract Register RRRR from Accumulator with Borrow	1	0	0	1	R	R	R	R
LD	Load Contents of Register RRRR to Accumulator	1	0	1	0	R	R	R	R
XCH	Exchange Contents of Register RRRR and Accumulator	1	0	1	1	R	R	R	R
BBL	Branch Back and Load Data DDDD to Accumulator	1	1	0	0	D	D	D	D
LDM	Load Data DDDD to Accumulator	1	1	0	1	D	D	D	D

Fig. 3.1. The complete instruction set of the Intel 4040. Note that although the 4040 is a 4 bit MPU, it uses an 8 bit instruction code

“hex” code there are always a few letters to remind you that this *is* “hex” whereas a list of “octal” can look very like a list of decimal numbers which of course it is not, since, for example, 77 octal equals 63 decimal when interpreted as a numerical value. See Fig. 3.2 and Fig. 3.3.

INSTRUCTIONS AND NUMBERS

This last point concerning octal code raises the interesting question of just how the MPU differentiates between 11101000 the instruction which means (say) “subtract from memory”, and 11101000 the number

Mnemonic	Description	Instruction Code							
		OPR				OPA			
		D ₃	D ₂	D ₁	D ₀	D ₃	D ₂	D ₁	D ₀
I/O and RAM GROUP									
WRM	Accumulator to Selected RAM Main Memory Character	1	1	1	0	0	0	0	0
WMP	Accumulator to Selected RAM Output Port	1	1	1	0	0	0	0	1
WRR	Accumulator to Selected RDM Output Port	1	1	1	0	0	0	1	0
WPM	Accumulator to Selected Half-Byte in Read/Write Program Memory	1	1	1	0	0	0	1	1
WR0	Accumulator to Selected RAM Status Character 0	1	1	1	0	0	1	0	0
WR1	Accumulator to Selected RAM Status Character 1	1	1	1	0	0	1	0	1
WR2	Accumulator to Selected RAM Status Character 2	1	1	1	0	0	1	1	0
WR3	Accumulator to Selected RAM Status Character 3	1	1	1	0	0	1	1	1
SBM	Subtract Selected RAM Main Memory Character from Accumulator with Borrow	1	1	1	0	1	0	0	0
ROM	Selected RAM Main Memory Character to Accumulator	1	1	1	0	1	0	0	1
ROR	Selected ROM Input Port to Accumulator	1	1	1	0	1	0	1	0
ADM	Add Selected RAM Main Memory Character to Accumulator with Carry	1	1	1	0	1	0	1	1
RDD	Selected RAM Status Character 0 to Accumulator	1	1	1	0	1	1	0	0
RD1	Selected RAM Status Character 1 to Accumulator	1	1	1	0	1	1	0	1
RD2	Selected RAM Status Character 2 to Accumulator	1	1	1	0	1	1	1	0
RD3	Selected RAM Status Character 3 to Accumulator	1	1	1	0	1	1	1	1
ACCUMULATOR GROUP									
CLB	Clear Accumulator and Carry	1	1	1	1	0	0	0	0
CLC	Clear Carry	1	1	1	1	0	0	0	1
IAC	Increment Accumulator	1	1	1	1	0	0	1	0
CMC	Complement Carry	1	1	1	1	0	0	1	1
CMA	Complement Accumulator	1	1	1	1	0	1	0	0
RAL	Rotate Left, Accumulator and Carry	1	1	1	1	0	1	0	1
RAR	Rotate Right, Accumulator and Carry	1	1	1	1	0	1	1	0
TCC	Transmit Carry to Accumulator, Clear Carry	1	1	1	1	0	1	1	1
DAC	Decrement Accumulator	1	1	1	1	1	0	0	0
TCS	Transfer Carry Subtract and Clear Carry	1	1	1	1	1	0	0	1
STC	Set Carry	1	1	1	1	1	0	1	0
DAA	Decimal Adjust Accumulator	1	1	1	1	1	0	1	1
KBP	Keyboard Process	1	1	1	1	1	1	0	0
DCL	Designal Command Line	1	1	1	1	1	1	0	1

NOTES:

- The condition code is assigned as follows:
 C₁ = 1 Invert jump condition
 C₁ = 0 Not invert jump condition
 C₂ = 1 Jump if accumulator is zero
 C₃ = 1 Jump if carry/link is a 1
 C₄ = 1 Jump if test signal is a 0
- RRR is the address of 1 of 8 index register pairs in the CPU.
- RRRR is the address of 1 of 16 index registers in the CPU.
- Each RAM chip has 4 registers, each with twenty 4-bit characters subdivided into 16 main memory characters and 4 status characters. Chip number, RAM register and main memory character are addressed by an SRC instruction. For the selected chip and register, however, status character locations are selected by the instruction code (OPA).

which has a value of 232 in decimal.

The answer is that the MPU *cannot* differentiate between these two possibilities at all; it interprets anything that is placed in its instruction register as an instruction, and it will interpret any part of the store content (including instructions) as data if told to do so by the program.

This means in practice that if, for example, a programmer inadvertently jumped the program counter into a table of data in store, the MPU would endeavour to use the data as a program sequence, probably with bizarre results!

INSTRUCTION TYPES

Even small, four-bit MPU chips have a repertoire of about fifty distinct instructions, and powerful eight- and sixteen-bit devices may boast one hundred or more. At first reading, the instruction repertoire of a microprocessor can be a bit bewildering, and it's not easy to see the potential usefulness of such instruction names as RAR, POP, PSW, JCN, or even BRA!

Rather than examine each instruction in isolation it is better to group instructions which perform similar operations under common headings, and very often the manufacturers do this for us in their handbooks.

Unfortunately, no two manufacturers have the same ideas as to what the group titles should be, and so we have picked four general headings into which it should be possible to place any of the instructions of any microprocessor currently available. (You might like to examine the instruction set of Fig. 3.1 and decide which group each instruction belongs to.)

(a) DATA TRANSFER INSTRUCTIONS

Data transfer instructions are used to move data about in the microprocessor system, either word by word (parallel transfers) or bit by bit (serial transfers). Data is the raw material upon which the MPU chip operates, and it is important that the MPU chip should be able to fetch data from input ports, store data in RAM, move data from register to register and manipulate the position of individual bits in the accumulator, and so on.

Examples are:

- STA — Store accumulator in memory (Intel 8080)
- TSX — Transfer stack pointer to index register (Motorola MC6800)
- LD — Load data from memory into the accumulator (National SC/MP)
- RAR — Rotate accumulator and carry to the right (Intel 4040)

BINARY	HEX	DECIMAL
0 0 0 0	0	0
0 0 0 1	1	1
0 0 1 0	2	2
0 0 1 1	3	3
0 1 0 0	4	4
0 1 0 1	5	5
0 1 1 0	6	6
0 1 1 1	7	7
1 0 0 0	8	8
1 0 0 1	9	9
1 0 1 0	A	10
1 0 1 1	B	11
1 1 0 0	C	12
1 1 0 1	D	13
1 1 1 0	E	14
1 1 1 1	F	15

EXAMPLE: 1 1 0 1 / 0 0 1 1 / 1 1 1 1 / 0 1 0 0 BINARY
 = D 3 F 4 HEX

Fig. 3.2. Binary to hexadecimal conversion table

BINARY	OCTAL	DECIMAL
0 0 0	0	0
0 0 1	1	1
0 1 0	2	2
0 1 1	3	3
1 0 0	4	4
1 0 1	5	5
1 1 0	6	6
1 1 1	7	7

EXAMPLE: 1 / 1 0 1 / 0 0 1 / 1 1 1 / 1 1 0 / 1 0 0 BINARY
 = 1 5 1 7 6 4 OCTAL

Fig. 3.3. Binary to octal conversion table

Glossary of Terms

ASSEMBLERS—Software programs which translate instructions in Assembly Code (e.g. mnemonics) into Machine Code instructions which can be recognised by an MPU chip.

COMPILERS—Software programs which are used to translate instructions written in a High Level Language into Machine Code instructions which can be recognised by an MPU chip.

DIRECT ADDRESSING—An addressing mode where the address of the operand is contained in the instruction.

HEXADECIMAL—A base-16 number system using the character set 0 to 9 and A to F which can be used interchangeably with binary. This coding system is easier to use and remember than binary, and is widely used in microprocessor literature.

HIGH LEVEL LANGUAGE—A computer language which is easy to use and understand but which requires extensive translation (compiling) into Machine Code before it can be used to control an MPU chip.

IMMEDIATE ADDRESSING—An addressing mode which uses part of the instruction itself as the operand data.

INDEXED ADDRESSING—A form of Indirect Addressing which uses a special location known as an Index register to hold the address of the operand. Index registers can be incremented or decremented under program control.

INDIRECT ADDRESSING—An addressing mode where the address of the location where the address of the operand is located is contained in the instruction.

LANGUAGE—A systematic means of communicating instructions and data to a microprocessor (or computer) system.

MACHINE CODE—A "low-Level" language understood directly by a microprocessor chip and using binary notation.

MULTI-WORD (BYTE) INSTRUCTIONS—Instructions which require more than one line or location, in program memory.

OCTAL—A base-8 number system using the character set 0 to 7 which can be used interchangeably with binary. Not as popular as Hexadecimal.

OPERANDS—Data used in machine operations (e.g. Addends, Subtrahends, Dividends, etc.).

RELATIVE ADDRESSING—An addressing mode where the address of the operand is built up by combining the current program count with a displacement value which is part of the instruction.

(b) ARITHMETIC AND LOGICAL INSTRUCTIONS

Arithmetic and logical instructions generally operate on a pair of data words, one of which is resident in the accumulator. The result of the instruction is generally a single word which is stored back into the accumulator. The execution of this group of instructions requires the arithmetic and logic unit (ALU) described last month.

Examples are:

- OR 4 — Logical OR the accumulator with index register 4 (Intel 4040)
- ADC — Add with carry (Motorola MC6800)
- SUBR — Subtract register from accumulator (Intel 8080)
- DAD — Decimal add to accumulator (National SC/MP)

(c) BRANCH INSTRUCTIONS

Branch instructions are used to modify the sequence in which the instructions in a program are carried out. Without these instructions program operation would start at address zero and continue by incrementing the address counter after each instruction until address N was reached and the counter recycled to zero.

Branch instructions allow the contents of the program counter to be replaced by some address which may be unrelated to its previous contents, so that program flow continues by incrementing from the new start address.

This group contains a sub-group which may be termed the "conditional-branch" group, which is especially important because it allows a microprocessor to make decisions on the basis of the nature of data with which it is provided. Conditional branch instructions replace the program counter content *only* if some specified conditions are true; if these conditions are false, program flow continues unchanged, by counter increment.

Examples are:

- JNZ — Jump if accumulator content is not zero (National SC/MP)
- JUN — Jump unconditionally (Intel 4040)
- JSR — Jump to subroutine (Motorola MC 6800)
- RET — Return (e.g. from subroutine) (Intel 8080)

(d) CONTROL AND MISCELLANEOUS

The group control and miscellaneous contains a bit of a hotch-potch of instruction types, and is included really to provide a home for those instructions which do not fit into the other three groups!

Examples are:

- HALT — Halt processor and do not carry out any further instructions (National SC/MP)
- NOP — No operation. Do nothing but move on to next instruction (Intel 8080)
- EIN — Enable interrupt detection logic (Intel 4040)
- CLR — Clear (Motorola MC 6800)

INSTRUCTION FORMAT

By now you should be getting a feel for the sort of things we can tell the MPU chip to do when we write an instruction in a program, but you may be wondering how the microprocessor knows which memory locations it must use as OPERANDS when carrying out instructions such as LOAD, or ADD.

Taking an ADD instruction as an example, just what does the microprocessor need to be told, or to assume, in order to carry out the addition in the required way? Well, it needs to know . . .

- (i) The operation to be performed (In this case ADD)
- (ii) Where the first operand is
- (iii) Where the second operand is
- (iv) Where it must put the result
- (v) Where the next instruction is

An instruction word could be imagined where all these facts are specified by certain sections of the instruction code, but a moment's thought reveals that this would demand a very long word length, say four bits to specify ADD, eight bits for the first operand address, eight bits for the second, and so on.

An MPU chip using explicit instructions like this would be extremely versatile and powerful, but impossibly clumsy and difficult to work with, and so unsuited to the low cost applications microprocessors are intended for. A less versatile but much more compact instruction word format is generally used for MPU chips where most of the required information is *assumed* by microprocessor rather than being explicitly stated when the instruction is written into the program.

- (i) The operation to be performed remains explicit (e.g. ADD)
- (ii) The first operand remains explicit and is coded as a memory or register address
- (iii) The second operand address is assumed to be the accumulator
- (iv) The result is automatically stored back into the accumulator
- (v) The next instruction address is assumed to be the next in numerical sequence (unless a branch instruction is involved) and so is found by incrementing the program counter.

Even with this more compact instruction format it is often necessary to use more than one instruction word to store the necessary code, giving rise to what are termed "multi-word" or "multi-byte" instructions, which of course carry with them the necessity to increment the program counter by more than 1 to find the next separate instruction in sequence.

ADDRESSING MODES

We saw above that most microprocessor instruction words contain a single address, the address of the first operand, but we now have to examine the *way* in which the address is specified because there are a variety of addressing modes which can be employed, and using them wisely can make our programs more efficient. As an example, the Motorola MC 6800 has no fewer than seven addressing modes, which puts it ahead of the SC/MP and 8080 with four, and the 4040 with three, unless you happen to be of the opinion that seven modes are excessive and tend to leave you "spoilt for choice".

MPU chip manufacturers all have their own ideas about what their addressing modes should be called, and how they should operate, and it will be necessary to study these in the handbooks when the use of a particular chip is contemplated.

For the purposes of this introductory series we have chosen to describe four modes which can be considered fundamental, and from which the others have evolved.

You may find it useful to compare the addressing modes of a particular MPU chip with the modes described here, trying to spot the similarities and the differences, where there are any.

IMMEDIATE ADDRESSING

The most straightforward mode of the lot is IMMEDIATE ADDRESSING because the instruction does not actually contain an address: it contains the data itself which may be part of the first instruction word or contained in a subsequent word.

This mode is useful for fetching constants which do not change once the program has been written; this "unchanging" quality is vital because instructions, and therefore immediate data, are often stored in ROM.

DIRECT ADDRESSING

DIRECT ADDRESSING is the mode which one would instantly recognise as being a necessary part of any processing system. In this mode the instruction contains the address in an explicit form, so that for an ADD instruction for example, the MPU chip is told precisely where to go in store to find the number to be added to the accumulator.

INDIRECT ADDRESSING

INDIRECT ADDRESSING is a very useful but at first rather tricky-to-understand mode where the instruction contains the address of the address of the data (now read that again!). That is to say that the address contained in the instruction does not point to the data itself but to a location (which may be a location in store or a register) which contains the address where the data is to be found. A particularly common form of indirect addressing is called INDEXED ADDRESSING where the instruction points to a special register called the index register which contains the required address.

The strength of indirect addressing lies in the fact that it is not necessary to know precisely what the final address is when the program is being written, it can be computed in, say, the index register so that it is in effect data dependent rather than program dependent.

RELATIVE ADDRESSING

In RELATIVE ADDRESSING the instruction contains not the address of the data, but a displacement value which is added to the program counter contents to make the effective address. This addressing mode is used only with branch type instructions where it allows looping backwards or forwards through a program without the need to specify absolute addresses. Looping backwards is possible because the displacement can be a negative number in "twos-complement" binary notation.

PROGRAMMING TECHNIQUES

Programming a microprocessor is a fascinating and rewarding experience and well worth the investment in time required to learn the necessary fundamentals. The best way to learn is by actually doing, and to get to the stage where you are ready to try your hand at simple programs, you should start by studying examples of the type which MPU manufacturers often provide in their literature. The Intel "MCS-40 USERS MANUAL" is particularly rich in programming tips

and examples, although of course these are restricted to the particular case of the 4040 chip.

Even if you are quite used to writing programs for a large computer in a high level language like Fortran, you will find the strict format of microprocessor machine code a challenge at first, but by becoming familiar with the hardware and instruction set of your choice of MPU you will soon become adept at the art!

HARDWARE/SOFTWARE TRADE OFF

The success of the microprocessor is due to the fact that it enables a large amount of hardware to be replaced by changeable software in the form of programs. When an MPU is applied to a particular application, however, the designer has to decide just how to create a balance between the amount of hardware and the amount of software employed, so as to suit his particular circumstances.

Take the case of a decimal keyboard connected to an MPU system. Should the designer provide a series of gating functions to turn each of the "one out of ten" key closures into a corresponding four bit BCD code, or should he read all ten lines into the MPU and provide a program which does the job? Should he provide a TTL monostable key-debounce circuit, or should he incorporate some timing routines into his program which achieve the same result?

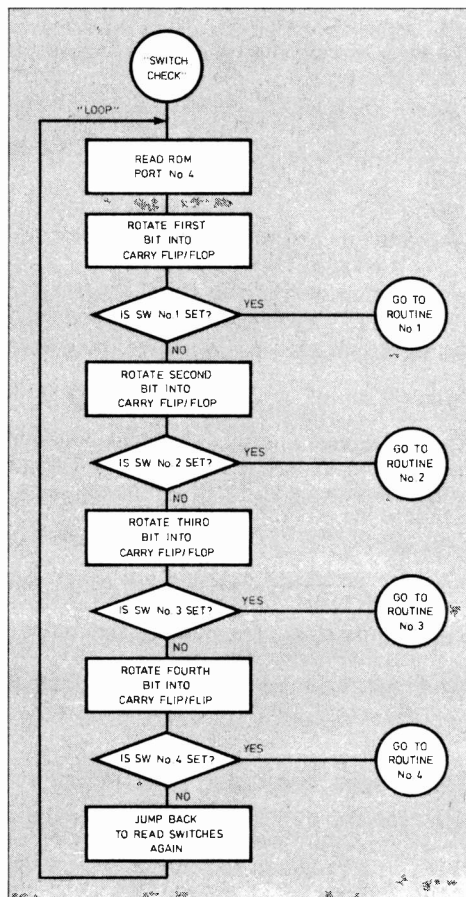


Fig. 3.4 Switch Check flow chart

These are questions which can only be answered in context, depending as they do on how much program space is available and how much it costs, and how much room there is for extra hardware, and how much it, in turn, costs.

A PROGRAMMING EXAMPLE

We do not have sufficient space here for a comprehensive programming course, but in order to at least set the scene, we can trace through the evolution of a particular program example.

The job is to examine four toggle switches and depending on which one of them is set (if any) to jump to a particular segment of a program. The microprocessor to be used is the Intel 4040, and the switches are connected to ROM input port number four.

The first step in writing the program is to draw up a flow chart which describes in an easy to understand, graphical form the operations necessary to complete

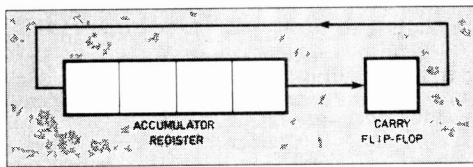


Fig. 3.5. Action of RAR instruction

the task. Flow charts can be of a very general form which can be understood by everyone and could be adapted for use with any microprocessor, or they can be detailed, and suited only to a particular chip architecture and instruction set. We find it helpful to let flow charts evolve from the general to the detailed form as ideas are added and the constraints of the chip are taken into account. Our final flow charts usually detail the actual instructions we intend to use.

SWITCH CHECK

Fig. 3.4 shows the flow chart for our Switch Check program in an "Inbetween" stage which is flavoured by the 4040 but nevertheless easy to follow for those new to the concept.

The flow chart already shows that a strategy has been chosen to achieve the goals set down, but it should be remembered that there are several other ways to achieve the same ends, and this one is not necessarily the best. The strategy used is that of a "skip chain", a simple but effective technique for examining the state of input lines, which in this case also incorporates a "wait loop".

When the Switch Check routine is entered (from the larger program of which it is a part) it begins by reading the state of the four switches into the accumulator by first addressing port 4 (FIM, SRC) and then reading it (RDR). The switch states can be examined by shifting each bit in turn into the carry flip-flop and using the JCN (jump on condition) instruction to either vector the program to the appropriate routine if a switch is SET, or to continue round the loop if it is not.

Once "Switch Check" has been entered there is no way of leaving it until a switch is closed, hence the "wait loop" tag, although this feature could be dispensed with, if appropriate, by leaving out the JUN instruction and allowing a further exit from the bottom of the routine if no switches are set.

Table 3.1

"SWITCH CHECK" PROGRAM SEGMENT

LABEL	MNEMONIC	OPERAND	COMMENT
LOOP	FIM	RP0, 40 Hex	Load port address code to register pair 0.
	SRC	RP0	Select port.
	RDR		Read port into accumulator.
	RAR		Rotate switch 1 into CARRY.
	JCN	CARRY SET, "ROUTINE 1"	Jump to address "Routine 1" if CARRY is set.
	RAR		Switch 2 to CARRY.
	JCN	CARRY SET, "ROUTINE 2"	Test switch 2.
	RAR		Switch 3 to CARRY.
	JCN	CARRY SET, "ROUTINE 3"	Test switch 3.
	RAR		Switch 4 to CARRY.
	JCN	CARRY SET, "ROUTINE 4"	Test switch 4.
	JUN	"LOOP"	Jump to LOOP since no switches set.

RP=Register Pair Hex=Hexadecimal

Notice that the switches are ranked into a priority order by the fact that switch one is checked first and so on. If the routine is entered with more than one switch set, the lowest number switch will be the only one recognised.

The JCN instruction can be used to test for a variety of different conditions such as jump if carry is 0, jump if carry is 1, jump if accumulator contains all zeros, etc. In our case we wish to test bits individually and so we rotate them into the carry flip-flop one at a time using RAR which rotates the accumulator and the carry data one bit at a time as shown in Fig. 3.5.

The complete program, using mnemonic instruction codes is shown in Table 3.1. Before this could be entered into a PROM and used, the mnemonics would have to be replaced by their hex and binary equivalents and the addresses which here are represented by names such as LOOP or ROUTINE NO 1 would have to be specified absolutely.

ASSEMBLERS

If an ASSEMBLER facility was available on a larger computer or a development system it would be possible to enter the mnemonic codes as shown in Fig. 3.6, complete with address names, or labels as they are called. In this case the assembler program would convert the mnemonics into the required machine code and insert absolute addresses where necessary, a facility which helps the programmer a great deal but which of course is expensive in storage space and not available for use with the cheaper prototyping and development systems.

NEXT MONTH: Peripheral Chips and Hardware.



VENUS

The Russians have tackled the problem of the brilliant but hostile planet Venus with great vigour.

Mythology would have us believe that Venus represented love and happiness in the form of a goddess and that Mars was the warlord and the mark of aggression. In the event it is clear that the roles are reversed. However, in spite of the millennia of observations it is only in the last few years, the space years, that knowledge of the planet and its puzzles has been brought to the stage of acceptance in some detail.

Before the advent of the *Mariner* and *Venera* spacecraft the cloud cover was all but completely opaque. Many enterprising amateurs spent countless hours observing the planet. The members of a section of the British Astronomical Association devoted to observations of Venus produced drawings which were built up into a conjectured picture of the surface features. As it turned out these pictures and the drawings were remarkable for their anticipation of the real surface. These features were first confirmed by radar measurements.

CHANGES

The rotation period of the planet had undergone many changes and the figures varied from a few days to hundreds of days. Finally it was found to be 243 days, and that its direction was opposite to that of the Earth. Thus the Sun would rise in the west and set in the east. Its year is shorter than that of the Earth, just over 224 days. The poles are only tilted by 3 degrees and therefore the planet does not experience seasonal changes like the Earth.

CLOUDS

The cloud cover rotates very rapidly and the tops of these clouds have a rotation period of about four days. Their velocity is therefore very high reaching as much as 100 metres a second.

The white clouds of the Earth consist of drops of water but Venus is very different. The quantity of water vapour is very small being only 5 parts in 10^4 . This was established spectrographically. The nature of the spectogram showed that there were liquid drops in the clouds. Such a condition at the temperature of 233K indicated that the liquid could not be water.

The surprise that awaited the investigators was that it could only be due to sulphuric acid. It was found that these liquid drops were 75 per cent concentrated sulphuric acid. This was finally resolved in 1973.

Between the years 1967 and 1975 the Russians launched seven vehicles of the *Venera* class and in addition there were probes which entered the atmosphere. In 1967 *Venera 4* indicated that there was at least 97 per cent of carbon dioxide in the atmosphere.

Though liquid water cannot exist on the surface of Venus, a reaction between the surface and the carbon dioxide of the atmosphere takes place. On Earth this reaction is a slow one. On Venus, with a temperature of the order of 750K, such a reaction is very rapid. The other similar reactions that take place include hydrochloric and other acids. The whole chemical effect in the atmosphere contrasts with that of the Earth.

There is little or no magnetic field on Venus but an ionosphere does exist. This does fit in with current thinking, that the intensity of a dipole field depends on the angular velocity. A great deal of data is now available about the Venesian atmosphere and the ionosphere. One interesting fact that emerges is that short wave radio signals would be limited to the daylight hours for global communication.

There are few signs of mountains though some radio-astronomy telescopes have shown 2km high hills. It is possible that as a result of the high surface temperature, the crust is more malleable and that the possibility of mountain formations is remote. There is no sign of impact modification of the surface and this could mean that almost all the effects will have been by volcanic action.

Much still remains to be done before a conclusive picture of Venus can be drawn. The effect of the solar wind shows quite a different picture as compared with the Earth. The density of the corona is directly dependent on solar activity.

HAWAIIAN INFRA-RED TELESCOPE

A new development is possible in connection with the Hawaiian telescope. The £2.5 million telescope is being built by Grubb Parsons and is to be put into service next year. The mirror is 3.8 metres in diameter and is the largest of its kind in the world.

Designed for infra-red operation the tolerances can be much wider than for optical work. This is reflected also in the guidance systems. The original tolerance was set at 2-3 arc seconds, but Grubb Parsons have indicated that the mirror now in the polishing stage is so good that a little extra polishing could bring the tolerance to 1.0 arc second.

This would effectively halve the time for observations. This will not be to the standard for optical work except for very short exposures. In spite of this there would be a gain for optical astronomers. The improvement for the infra-red application is very great.

The cost of doing this extra polishing is £12,000. Surely this is a small price to pay for such an improvement. Since this means that the instrument will carry out a programme in half the time originally scheduled it is the same as saying that for an extra £12,000 the astronomers will have the equivalent of two telescopes at a cost of £2.5 million each. This is a bargain too tempting to be ignored. No doubt the SRC will see it this way.

LANDSAT

The value of the services that can be offered by *Landsat* has been so much in evidence that the Soviet Union is pursuing plans to build a terminal for themselves. So far applications have come from a number of countries. These include Australia, Norway and Sweden, India, Japan and at least one Arab State.

For over a year a new 13-channel scanning system has been the subject of a cleaning up process. Interference has been very considerably reduced and the false colour reproduction developed to a specialised degree. This enables colour to indicate differing conditions of surfaces, leaves and plants as well as tree growth.

Extensive research has shown that water, because of its changed state when taken up in plants, can be an indicator of great value. It is certainly the case that the value of the pictures for countries which have plans for long term development in agriculture and forestry will be considerable.



Still soldering on?

You may be that rare person who gets his circuit designs right first time, everytime.

But it's much more likely that you experiment to see what works, and what doesn't.

In which case you ought to know about Bandridge Decs.

Bandridge Decs enable you to try almost any number of possible circuits, without having to use your soldering iron.

You simply push the wires of your circuit components into the holes in the Dec to make a perfect solderless contact.

Which means that you can use the components over and over again.

And, of course, we don't have to tell you how much time it will save you.

There are four Decs available

to suit every possible circuitry requirement.

From simple discrete work to 2xDIL or 4xTO5 Station work.


And for larger or more complex circuits you can use any number of Decs linked together.

Eventually of course, you'll need that soldering iron to make up the permanent version of your circuit design.

And when you do you'll probably want to use one of the matching Bandridge Blob boards, to make your job that much easier.

But until then we suggest you put your soldering iron aside and get yourself a Bandridge Dec.

Bandridge Decs - Available at all good component stockists, where you see the Bandridge sign.



S-DEC: for use with discrete components only. (70 contacts)


T-DEC: for discrete work, or linear ICs. (208 contacts)

U-DEC 'B': As DEC A but includes two 16 lead IC sockets. (208 contacts)

U-DEC 'A': allows 2xDIL or 4xTO5 Stations but also takes discrete components. (208 contacts)

A free circuit design booklet is supplied with every Dec.

For your nearest stockist contact Bandridge Ltd., 80a Battersea Rise, London SW11 1EH. Tel: 01-228 9227.



The Blob Story.

Yes, they have got a funny name: Blob Boards.

And if you've never heard of them, you might wonder what on earth they're for.

After all they sound more like sci fi than practical electronics.

But in fact there is a good reason for the name.

It actually describes the way these printed circuit boards work. You just put a tiny blob of solder onto circuit board and component and you've made a perfect contact.

Every time.

There are of course a few other printed circuit boards around.

But we think the prices are a bit shocking.

Our prices, we think you'll agree, are more down to earth.

These Blob Boards are about half the price of the few comparable alternatives.

And unlike those alternatives, on most Bandridge Blob Boards you won't have to break the contact rails to make your circuit. So you'll be able to use them again and again.

The roller tinned copper on Blob Board makes soldering easy, and it won't corrode, so


they'll work for as long as you want them to.

You'll find a Bandridge Blob Board for every circuit you'll ever want to make, from the simplest to the most complex.

And if you're using Bandridge solderless DEC's for your prototypes you'll be pleased to learn that there's a Blob Board that exactly matches every DEC.

So when you're looking for a circuit board it'll be worth your while remembering Blob Boards.

As if you'd ever forget a name like that.



"V" Range - Easy to use, .1" or .15" matrix board.

"IC" Range - For integrated circuit work.

"D" Range - For discrete work, but will take IC package.

SEMICONDUCTOR UPDATE

By R.W. COLES

T100 T300
TL340 F100L

HI-Z PRE. AMP

Are you bored with analogue integrated circuits which do everything but polish your shoes, and digital integrated circuits which boast so many gates and functions that it sometimes seems that their I.Q. is higher than yours? Do you yearn for the simple life again, a return to the days when an individual transistor was treated as something to be revered, rather than as a sort of plastic giveaway? You do? Well then perhaps I can interest you in the **T100** and **T300** devices from Siliconix, which do not boast kilo-transistors or mega-gates, but simply a well designed *single* j.f.e.t. stage which, with the aid of a simple four-pin package, forms a useful and capable high-Z preamplifier stage for use with microphones and other transducers.

Inside the TO72 can there lives just the j.f.e.t., a source load resistor, and back-to-back Schottky diodes which form the high impedance gate bias resistance. The devices feature an input impedance of at least 200 megohms, and an output resistance of between 500 and 1,300 ohms, together with a very low noise voltage output of less than 4.0 microvolts in a 10kHz audio bandwidth.

These integrated circuits are, of course, high-to-low impedance converters, and can be used wherever such a function is required. The **T100** is intended specifically for low power applications such as hearing aid input stages, where its 50 microamp supply drain is important, while the **T300** is a general purpose device drawing 350 microamps. Both can operate from supplies of from 1.3 volts to 30 volts, and are ideal for matching to ceramic, electret-capacitor, air-capacitor, and piezo-electric microphones.

GOODBYE ZENERS

If you could design your own ideal Zener regulator diode what would you list as desirable characteristics? / would want low impedance, a sharp knee, temperature compensation, low noise, high dissipation, and a really easy to use package. If you added to

that list a programmable voltage rating, so that only one type of component has to be purchased to provide any voltage between three and thirty volts, you would have designed yourself a Texas Instruments' **TL430** which must surely replace standard Zeners in most applications.

The manufacturers call it a "precision three terminal shunt regulator" but it is almost as easy to use as a standard Zener, and nowhere near as pricey as it sounds. "Zener" voltage is normally programmed with the aid of two fixed resistors, but if you like, you could use a skeleton pot, and hence build yourself a "Variable-Zener" which could be very useful in a wide variety of applications which at present require numerous resistors and an op. amp., in addition to a conventional reference diode.

Performance of the **TL430** is better than its predecessor in every respect, slope impedance is only 1.5 ohms, over the current range 600 microamps to 100 milliamps, as compared with 5 ohms to 100 ohms for standard Zeners over a more restricted current range. Temperature stability is 0.005 per cent per degree Celsius, which is as good as the most expensive Zener devices, which are themselves restricted to a voltage of around 5 to 6 volts to achieve *that* sort of performance. Noise output is low, and the three-lead TO92 or eight-pin Minidip package will dissipate a creditable 775 milliwatts to make the **TL430** almost twice the regulator that the standard 400 milliwatt **BZY88** is!

BRITANNIA RULES — O.K.?

I sometimes get a bit demoralised when I realise that most of the devices I talk about in this column actually originate in that former colony of ours, where they eat hamburgers and chew gum!

Wouldn't it be nice, I muse, if just for once, a British firm could summon the courage, the know-how and the money, to produce a real world-beater of a product which would give us something to be really proud of, something which would demonstrate that we really *do* have a part to play

in advanced semiconductor technology.

Well, I can stop musing, because Ferranti have actually gone out and *done* it, by producing a super, wonderful, powerful, 16-bit, and above all, **BRITISH** microprocessor which really promises to deliver the goods in this, the most challenging semiconductor technology of them all!

The name of this patriotic new chip is the **F100L**, and it has the distinction of being the first microprocessor which has been wholly designed, developed and manufactured in Europe, without any American connection at all. Development was sponsored by the Ministry of Defence, God Bless them, and this will no doubt guarantee a market in a host of advanced defence projects and give a hefty boost towards profitability. The **F100L** can stand on its own, though, and should provide some healthy competition for other 16-bit micros such as the Texas 9900 and the National Pace, which it can outperform in many respects.

The chip is produced in the home-grown Ferranti CDI process which is a bipolar technology providing LSI circuit density and low power (375mW) along with typical instruction execution times of only 3 to 4 microseconds. The chip is just 0.23 inches square and uses no less than six feet of aluminium track interconnections to hook up about 7,000 separate components into a microprocessor which is not far short of a full sized computer in the performance that it offers.

As far as we, as amateurs, are concerned, the **F100L** will enable us to put together a home computer of formidable power and ability when the chips become freely available during the next year or two. The single phase TTL clock and the simple 5 volt supply requirements should make the assembly of an **F100L** computer fairly straightforward, and Ferranti are going to back up the basic MPU chip with a range of CDI interface chips in the near future to replace the standard TTL components presently necessary.

This is a chip we can all be proud of (after all we *do* have an investment in it) so let us wish it every success for the future.

MICROPROCESSORS: A SEMINAR REPORT

MICRO '77 is the name of Cramer's current series of microprocessor seminars being given at various points in the country, culminating with one in London on April 25. Cramer call themselves the "Heavyweight Microcomputer Team", perhaps because for each of their three main franchises, Motorola, Texas Instruments, and Zilog, they have two specialists available, one with hardware and one with software knowledge.

We went along to the Cambridge seminar held on February 8.

THE PAST AND THE FUTURE

The first part of the programme was an extremely lively introduction to microprocessors presented by Ian Perry. It is almost impossible to talk about the history of microprocessors without mentioning Intel; the first microprocessor was the 4004, designed in 1971 by them for Decimo, the calculator manufacturer, who saw that the way their small firm could compete in the mass calculator market would be to divide the single calculator chip into its four parts: the CPU, RAM, ROM and I/O. A whole range of calculators could then all use the same CPU and RAM, differing only in the ROM programme and in the I/O and keyboard.

Today about 50 per cent of CPUs produced go into data terminals. Most second-generation CPUs, such as Motorola's 6800 and the Intel 8080, have followed along similar lines but now the trend seems to be going full circle with the re-integration of all the parts onto one chip. Again the innovator is Intel, and their 8748, to be released later this year, will combine the CPU, a PROM and programmable I/O onto one chip.

In a glance into the future Ian Perry predicted some interesting advances. Memory is to grow ever cheaper, and 16K dynamic RAMS should soon be available at a competitive price. The first low-power CMOS PROM is now available from Harris, though the price is high. The greatest possibilities lie in the area of subfunctions: chips which work alongside a CPU to extend its capabilities.

For example, Advanced Micro Devices have a number-cruncher chip on its way which will give multiply and divide functions; also in the pipeline are floppy-disc controllers, c.r.t. controllers, keyboard interfaces and sophisticated I/O packages, all of which leave the CPU free to do greater things.

Low power systems are still a year away; although TI make an I²L version of their 9900, the price is prohibitive. The present CMOS CPUs from Intersil and RCA have reduced instruction sets due to the unsolved problems of mass integration, but silicon on sapphire CMOS may provide the answer.

MOTOROLA

The M6800 from Motorola is now the most popular CPU in Europe, and perhaps because of its familiarity, this part of the programme was less interesting. This popularity may in part be due to Motorola's sensible policy of providing a wide spread of development products, and the whole range was on show at the seminar. Although Cramer will be glad to sell you an Exorciser plus TI Silent 700 terminal for around £4,000, for the impecunious among us there is now the self-contained D2 kit which, like the SC/MP kit with keyboard, eliminates the need for a terminal by enabling you to enter programs directly in machine code from a hex keyboard, with readout of the address and data on six seven-segment displays.

The problem of how to store programs is overcome by the provision of an audio cassette interface, and the system includes 256 words of RAM and a PIA. At £188 it seems good value. (A review of this kit will appear in a subsequent issue.)

In the mid-price range there is the Polyvalent Development System, comprising an ASCII keyboard, a tiny VDU with interface board, and various computer boards which can be bought separately, or together for £771. For example, the Display Interface board will convert any TV into a VDU with the addition of a keyboard, and costs £200.

ZILOG

In presenting the Zilog Z80, Roger Phebey was understandably enthusiastic as the Zilog story seems to be one of uninterrupted success. Zilog Corp. was founded in 1974 by two Intel executives, who have since been joined by top men from Intel, Motorola and Fairchild. In 1975 M. Shima came from Intel, where he had designed the masks for the 8080, and developed the Z80 CPU. The first units were manufactured in mid-1976 by Mostek for Zilog while their factory was being completed, and now Mostek second-source it.

From the start Zilog decided to make a souped-up 8080, and in fact the Z80 contains the actual 8080 codes as a subset. But the likeness ends there; the Z80 has twice as many registers, twice the number of instructions including additional 16-bit operations, block transfer and search which in one instruction operate on blocks of up to 256 words of memory, and there are two modes of interrupt besides the 8080 mode. The chip uses a single 5V power rail, and a single-phase clock. The Z80 is not very accessible to the amateur as yet; the cheapest complete system includes two floppy discs and sells for £4,200, and the only board available as yet is the MCB at £347; for this you get 4K of RAM though.

TEXAS

The Texas Instruments' TMS9900 is one of the few 16-bit CPUs currently available, and with its multiply and divide instructions it seems very minicomputer-like. It has none of the usual on-chip registers; instead a block of 16 contiguous RAM locations pointed to by the workspace pointer provides 16 "primary" registers, making interrupt and subroutine handling especially efficient. The chip has 16 data lines and so needs an impressive and expensive 64-pin package; furthermore it requires a four-phase clock.

Prospective computer builders may prefer to wait for the TMS9800 due later this year, which provides an on-chip oscillator and uses multiplexing to fit the same functions in a 40-pin package. At present there is only the 990/4 development system available which with a Silent 700 terminal costs about £4,000, but Cramer is developing in collaboration with TI a Micro-99 micro-computer board which, when it is available, will be £310.

Finally a point stressed at the seminar was: do not feel obliged to buy the whole system from one manufacturer. It is perfectly good practice to link up one CPU with a different memory and a third I/O device. Also once the application is decided upon it is probably cheaper to replace general purpose I/O devices by custom wired latches. Amateurs now have an extremely wide range of devices to choose from, and can construct a complete microcomputer for well below the cost of comparable ready-built development systems.

D.J.D.

SAXON ENTERTAINMENTS LTD

A FULL RANGE OF MODULES & READY-TO-USE EQUIPMENT TO PROFESSIONAL STANDARDS FOR THE PROFESSIONAL
SYSTEM 7000 COMPLETE & READY-FOR-USE EQUIPMENT

POWER AMPLIFIER MODULES 30-240 WATTS



- Fully tested & guaranteed.
- Full RMS Sine Wave output.
- Distortion typically 0.2%
- 10 Transistors, 4 Diodes.
- Response 30HZ-30KHZ
- Fully short & open circuit proof
- Sensitivity suits most mixers.
- Built-in surge suppression & compensation
- Twist D.C. & output fuses.
- Top-grade components throughout.

30 Watts rms		60 Watts rms		120 Watts rms		240W rms	
SA308	SA604	SA608	SA1204	SA1208	SA2404	SA2408	SA2404
30W rms/	60W rms/	60W rms/	120W rms/	120W rms/	240W rms/	240W rms/	240W rms/
8 ohms	4 ohms	8 ohms	4 ohms	8 ohms	4 ohms	4 ohms	4 ohms
£9-50	£12-50	£13-50	£14-50	£21-00	£25-50		

POWER SUPPLIES FOR THE ABOVE MODULES—READY WIRED & FUSED ON GLASS FIBRE PCB

PM301	PM601/4	PM601/8	PM1201/4	PM1201/8	PM1202/4	PM1202/8	PM2404/1
For 1/2	For 1/2	For 1/2	For 1	For 1	For 2	For 2	For 1
SA308	SA604	SA608	SA1204	SA1208	SA1204	SA1208	SA2404
£9-90	£12-50	£12-50	£12-50	£12-50	£19-50	£19-50	£19-50

SYSTEM 7000 COMPLETE DISCO MIXERS (With Autofade)

Mono or Stereo

- Ready to plug in & use
- Automatic Mic override
- Two tone panel
- Twin deck & mic & tape inputs
- Left/Right deck fader
- 20Mc-20KHz Noise — 77 dB

The choice of the professional D.J.
 Controls: Mic volume, Bass, Treble, A/Fade Depth, Tape, L/Deck, R/Deck volumes, Bass, Treble, Master, Headphone volume, Selector & On/Off.

Mono 18v **£37-50** Mains **£43-50** Stereo 18v **£53-50** Mains **59-50**

IN MODULAR FORM— All you require is front panel (see below) knobs & sockets etc. All electronics are assembled & tested.

- Specification as for complete mixer
- All Potentiometers supplied & fitted
- Low cost do it yourself with step by step easy to follow instructions.

Mono **£19-50** Stereo **£29-50** Panel **£3-50** Supply unit **£8-50**

SYSTEM 7000 LIGHTING CONTROL UNIT MK II (Four channel)

Has your light unit got?

- 4,000 W handling
- Sequence facility
- Smart 2 tone panel
- Advanced IC circuitry
- Top grade components
- All your needs in one superbly designed unit

- Integral dimmers
- Automatic audio level

OURS HAS!

ONLY £42-50

IN MODULAR FORM—THE QUADRAFECT **£29-50**
 (Panel £2-50)
 As with the mixers the Mk II L.C. unit may be purchased in module form with all controls, requiring only a panel, case & knobs etc. There are 13 simple connections

- 1-240w Audio
- 8A RCA triacs
- 0-5-20Hz Sequence
- Fully suppressed

CUSTOM MIXER MODULES (Complete or In printed circuit form only)

Make your own mixer, mono or stereo, up to 2 channels, with full monitoring facilities, and provision for echosend/return etc.

- Inputs for low and high 2 mic, ceramic & magnetic cartridge etc.
- Up to 20 input modules per single mixing module
- Feed most types of amplifier—accepts all inputs
- Professional low noise circuitry 20 Hz-30KHz
- Infinitely adaptable—Extremely economical

COMPLETE MODULES With facia panel, Knobs & sockets, Monitor buttons, Ready wired & tested

- 0.5W headphone circuit
- Full range bass/ treble controls
- Noise—80dB

Mono Input **£8-50** Mono mixing stage **£8-50**
 Stereo Input **£12-00** Stereo mixing stage **£12-00**

PRINTED CIRCUIT MODULES With controls fitted, requires only sockets, facia & knobs

Mono Input **£5-50** Mono mixing stage **£5-50**
 Stereo Input **£9-00** Stereo mixing stage **£9-00**

Power supply for up to 20 channels—PPM18—£8-50.

SYSTEM 7000 SOUND—LITE (3-CHANNEL)

IN COMPLETE OR MODULAR FORM (Modular form illustrated)

- Complete unit similar to Mk II unit above
- Long established & proven design
- 3 Channels—100W per channel
- RCA 8A Triacs—individual channel fuses
- 1-240 W input—master audio level plus Bass/Middle/Treble


COMPLETE UNIT—Fully cased with rear terminations—just plug in & go! **£24-75**

MODULAR FORM Facia & knobs etc. Needs only 11 simple connections **£16-50** (Panel £2-50)

CENTAUR—THE 100W RMS STEREO DISCO COMPLETE WITH SOUND-TO-LIGHT SEQUENCER & LIGHTS

ONLY £199 (+4.50 carr) or Low Interest terms Deposit **£24-78** 12 months at **£18-77** or 24 months at **£10-63**

- 100W RMS stereo output
- Twin heavy duty loudspeaker
- Four channel sound lite—sequencer complete with display
- Separate mic., music bass & treble controls
- Sturdy vynide cabinets with all leads
- Twin BSR decks with lift arm



NOW AVAILABLE
SUPER CENTAUR

200W Stereo output—other details as above **£265** (carr. 4.50) or Deposit **£31-06** 12 months at **£25-03** or 24 months at **£14-20**
 Cut-price condenser mic & headphones **£15-00** (only with complete discos)

SAXON MINI-DISCO 50W RMS £119-00 (carr. £2-50) 100W RMS £139-00

- Complete with twin heavy duty loudspeakers
- Includes mic input & headphone monitor circuit
- Twin BSR decks with liftarm
- Tremendous value—just plug in & go
- Wide range bass & treble controls

Cut-price condenser mic & headphones **£15-00** (only with complete discos)



SEND YOUR SPECIAL REQUIREMENTS FOR A CUSTOM DISCO QUOTATION

SYSTEM 7000 MINOTAUR 100—All Purpose Wide Range Amplifier

- 100W rms — 1dB
- Standard 8 ohm output
- Twin mixed inputs accept a wide range of signals
- 30HZ-30KHZ ±2dB
- 23dB bass/treble

A four input, high power amplifier which will deliver up to 150 watts output. An absolute must where multiple mixing & power are required

- Four individually mixed inputs
- Wide range bass/treble-master

An extremely compact and versatile amplifier with full protection and a clean, attractive appearance. Ideal for all groups, disco's & clubs

- Vynide covered case
- Fully short proof
- Superb value for money

£49-50

SAXON 150 HEAVY DUTY AMPLIFIER £59-00

STROBES & PROJECTORS (We stock the full Pluto range) Send for details

SUPERSTROBE £19-75

- 2-3 Joules
- 80W Tube for long life
- Compact 4" x 4" x 4"

PRO-STROBE £32-50

- 6-8 Joules
- External trigger
- Long Life tube timer circuit

150 WATT LIQUID WHEEL PROJECTOR

- Accepts all accessories C/w with wheel & motor plate
- Sturdy steel construction
- Remarkable value—Sold elsewhere at £39-50. Our price is only: **£33-00**

ACCESSORIES Condenser mic's ECM77 600 ohm **£12-50**
 ECM 81 Dual Impedance **£13-95** Crown headphones **£8-75**
 Heavy duty boomstand **£12-50**

All prices subject to VAT @ 8% except SA308/PM301, mic's. & headphones (12½%)
 All prices include carriage & packing except where shown otherwise
 Ordering: By Telephone—Access, Barclay Card or COD Ring (01) 684 6385/0008
 By post —Send cheque or crossed P.O.'s or 80p for COD or send in your Access/Barclay card NUMBER ONLY

MAIL ORDERS & CALLERS TO: **CROYDON**
 327-333 Whitehorse Road, Croydon Surrey CR0 2HS
 24 Hour Ansafone service (01) 684 6375

WALLINGFORD

Flint House, High St., Wallingford, Oxon (By Public Library) (0491) 35529

Both premises open 9 a.m.—5 p.m. Monday—Saturday Lunch 1—2p.m.

Exporters to 17 countries—enquiries welcomed
 Ring Sue Abegg on (01) 684 6385 for U.K. trade enquiries

B. BAMBER ELECTRONICS

Dept. PE, 5 STATION ROAD, LITTLEPORT, CAMBS., CB6 1QE
Telephone: ELY (0353) 860185 (2 lines) Tuesday to Saturday

PLEASE ADD 8% VAT UNLESS OTHERWISE STATED

SPECIAL OFFER

STARPHONE HIGH BAND RF PCB BOARDS, with conversion data for making into a good 2M Converter. (All that is needed: 1 v.t., 7 caps 2 resistors, and 9V DC.) PCB contains 2 Dual gate Mos. Fet RF stages (3N140). Diode ring mixer. 3 stage Osc/Multiplier. All on one PCB approx. size 6" x 1 1/2" ext. connections. 9V DC supply. A.C.C. (can be left fixed bias or RF gain control) Ant. input. If output works from a few MHz to over 30MHz! All Brand New. **£6.50** each while stocks last.

TELEPHONE HANDSETS with PRESS-TO-TALK buttons. On curly lead, brand new. **£3.50** (few only).

GARRARD 9V DC MINIATURE MOTORS, Type 318M, 3200 RPM governed, size approx. 1 1/2in dia. x 1 1/2in high, with 2mm spindle Brand New. **60p each or 2 for £1.**

SILICON HIGH VOLTAGE RECTIFIER STICKS, BY185 (new) 35kV 2.5mA £1 each, BY140 (ex-equip) 12kV 2.5mA 45p each.

VARIABLE STABILISED POWER SUPPLY, mains input, 0-24V output, stabilised and current limiting at 500mA + 32V at 50mA. Brand new by British manufacturer. Size approx. 7 1/2 x 2 1/2 x 4in. complete with external 5kΩ 3-turn pot for voltage control. Connection data supplied. **£7.**

14 DIL REED RELAYS, 5 to 12V DC, 450 ohm coil. Designed to work directly from TTL Logic. Single Pole Change over. Contact ratings 27V 1/2A **3W £1.75** each.

PLASTIC BOXES 3 1/2" square, 1 1/2" deep (wall-mounting type) with 5-pin din plug on front panel. **50p** each.

2N3055 type Transistors. O.K., but unmarked. **5 for £1.**

110V NEONS, SCREW-IN-TYPE, 4 for 50p.

PROGRAMMERS (magnetic devices). Contain 9 microswitches (suitable for mains operation) with 9 rotating cams, all individually adjustable. Ideal for switching: display lights, displays, etc. or industrial machine programming (Need slow motion motor to drive cams, not supplied.) 9 switch version **£1.50.**

MAINS ISOLATION TRANSFORMERS. Tapped mains input. 240V at 3A + 12V at 500mA output. New, boxed, made by Gardners. **£12.**

4MHz XTAL PACKS (10 assorted xtals between 4MHz and 5MHz), our selection only. **£1 Pack.**

MINIATURE PLIERS. High quality "Crescent" made in USA. **£4.35 + VAT (35p).**

SIDE CUTTERS. High quality. **£3.70 + VAT 30p.**

SPERRY 7-SEGMENT P.G.D. DISPLAYS, digit height 0.3in. red, with decimal points, 150V to 200V (nominal 180V) operation. These are high-volt industrial type and therefore brighter than normal displays. All brand new. AT THE BARGAIN PRICE OF **50p PER DIGIT TYPE 332** (two digits in one mount) **£1** each. (Sorry, no single digit available.) Data supplied.

BSX20 (VHF Osc/Mult), 3 for 50p.
BC108 (metal can), 4 for 50p.
PBC108 (plastic BC108), 5 for 50p.
BCY72 Transistors, 4 for 50p.
PNP audio type 10G Transistors, 12 for 25p.
BF152 (JHF amp/mixer), 3 for 50p.
2N3819 Fet, 3 for 60p.
BC148 NPN SILICON, 4 for 50p.
BC158 PNP SILICON, 4 for 50p.
BA121 Signal Diodes, 10 for 35p.
BA121 Varicap Diodes, 4 for 50p.

SMALL MAINS SUPPRESSORS (small chokes, ideal for radio. Hi-Fi inputs, etc.). approx. 1/2in. x 1 1/2in. 3 for 50p.

PERSPEX TUNER PANELS (for FM Band 2 tuners) marked 88-108MHz and Channels 0-70, clear numbers, rest blacked out, smart modern appearance, size approx. 8 1/2in. x 1 1/2in., 2 for 35p.

Lead suppressors (10kohm) for mobile plug leads. 4 for 50p.

HEAVY DUTY RELAYS, 24V d.c. operated (will work on 18V) 3 heavy duty make contacts (around 10A rating) + 4 change over contacts + 1 break contact. New, complete with mounting bracket. (Ideal for switching HT on Linear.) Many uses for this high quality unit. **£1.50** each.

TD3 transistor insulator sets, 10 for 50p.

PLEASE ADD 8% VAT UNLESS OTHERWISE STATED

MIXED COMPONENT PACKS, containing resistors, capacitors, pots, etc. All new. Hundreds of items. **£2** per pack, while stocks last.

ALU-SOL ALUMINIUM SOLDER (made by Multi-core). Solders aluminium to itself or copper, brass, steel, nickel or tinplate, 16 s.w.g. with multicore flux, with instructions. Approx. 1 metre coil 40p pack. Large reel **£2.75.**

VARICAP TUNERS Mullard Type ELC1043/05. Brand New. **£4.40 + 12 1/2% VAT.**

BARGAIN PACK OF LOW VOLTAGE ELECTROLYTIC CAPACITORS. Up to 50V working. Seatronic Manufacture. Approx. 100. **£1.50** per pack + 12 1/2% VAT.

Mobile Converters, 24V DC input 13.8V at approx. 3.4A DC output, fully stabilised. **£3.50** each (ideal for running 12V car radio from 24V lorry battery).

We now stock Spirax Tools for the electronic enthusiast. Screwdrivers, Nut Spanners, BA and Metric sizes, pop rivet guns, etc. S.A.E. for list.

Miniature earphones with min. jack plug, 2 for 50p + 12 1/2% VAT.

TWIN I.F. CANS, approx. 1 1/2in. x 1 1/2in. high, around 3.5-5MHz. 2 separate transformers in 1 can, internally screened. 5 for 50p + 12 1/2% VAT.

Dubilier Electrolytics, 500uF, 450V, 2 for 50p.
Dubilier Electrolytics, 100uF, 275V, 2 for 50p.
Plessey Electrolytics, 470uF, 63V, 3 for 50p.
TCC Electrolytics, 1000uF, 30V, 3 for 60p.
Plessey Electrolytics, 1000uF, 180V, 40p each (3 for £1).

Dubilier Electrolytics, 5000uF, 35V, 50p each.
Dubilier Electrolytics, 5000uF, 50V, 50p each.
ITT Electrolytics, 6800uF, 25V, high grade, screw terminals, with mounting clips, 50p each.
Plessey Electrolytics, 10,000uF at 63V, 75p each.
Plessey Cathodray Capacitors, 0-0 4uF at 12 5kV DC. Screw terminals. **£1.50** each.

PLEASE ADD 12 1/2% VAT TO ALL CAPACITORS.

TV PLUGS AND SOCKETS
TV Plugs (metal type), 5 for 50p.
TV Sockets (metal type), 4 for 50p.
TV Line Connectors (back-to-back sockets), 4 for 50p.
Please add 12 1/2% VAT.

A LARGE RANGE OF CAPACITORS AVAILABLE AT BARGAIN PRICES, S.A.E. FOR LIST.

PLUGS AND SOCKETS
N-Type Plugs 50 ohm, 60p each, 3 for £1.50.
PL259 Plugs (PTFE) brand new, packed with reducers, 65p or 5 for £3.
SO239 Sockets (PTFE) brand new (4-hole fixing type), 50p each or 5 for £2.25.

SOLDER SUCKERS (Plunger Type) Standard Model. **£4.50**. Skirted Model. **£4.95**. Spare Nozzles 60p each.

WELLER SOLDERING IRONS
EXPERT. Built-in-spotlight illuminates work. Pistol grip with fingertip trigger. High efficiency copper soldering tip.
EXPERT SOLDER GUN, £8.80 + VAT (54p).
EXPERT SOLDER GUN KIT (spare bits case, etc.), £9.80 + VAT (78p).
SPARE BITS, PAIR, 30p + VAT (2p).
MARKSMAN SOLDERING IRONS
SP15D 15W £3 + VAT (24p).
SP25D 25W £3 + VAT (24p).
SP25DK 25W + bits, etc. kit **£3.85 + VAT (31p)**.
SP40D 40W **£3.44 + VAT (28p)**.
BENCH STAND with spring Marksman Irons, **£2.22 + VAT (18p)**.

SPARE BITS
MT8 for 15W, 48p + VAT (4p).
MT4 for 25W, 38p + VAT (3p).
MT10 for 40W, 42p + VAT (3p).

TC22 TEMPERATURE CONTROLLED IRON. Temperature controlled iron and PSU. **£27 + VAT (£2.18).**

SPARE TIPS
Type CC single flat, Type K double flat fine tip, Type P, very fine tip. **£1** each + VAT (8p).

MOST SPARES AVAILABLE.

MULTICORE SOLDER
Size 5 Savit 18 s.w.g. in alloy dispenser, 32p + VAT (3p).
Size C15AV18 Savit 18 s.w.g., 56p + VAT (4p).
Size 12 Savit 18 s.w.g. on plastic reel **£1.80 + VAT (15p)**.
1/2 Kg. (1-11b) 60 x 40, 20 s.w.g. on plastic reel **£3.**

Terms of Business: CASH WITH ORDER. MINIMUM ORDER £2. ALL PRICES INCLUDE POST & PACKING (UK ONLY). SAE WITH ALL ENQUIRIES Please. PLEASE ADD VAT AS SHOWN. ALL GOODS IN STOCK DESPATCHED BY RETURN. CALLERS WELCOME BY APPOINTMENT ONLY.


CHINAGLIA DINO—ELECTRICAL AND ELECTRONIC TEST EQUIPMENT MANUFACTURERS

PRESENT THE

DOLOMITI

20kΩ/V a.c. and d.c.

A NEW HIGH SENSITIVITY MULTIMETER WITH ALL THE FEATURES YOU WILL EVER NEED



Accuracy: D.C. ranges: ±2.0%, A.C. & Ω ranges: ±2.5%.
39 ranges: d.c. V. 0.150mV, 500mV, 1.5V, 5V, 15V, 50V, 150V, 500V, 1.5kV, d.c.I. 0-50µA, 500µA, 5mA, 50mA, 0.5A, 5A, a.c. V. 5V, 15V, 50V, 150V, 500V, 1.5kV, a.c.I. 5mA, 50mA, 0.5A, 5A, dB -10 to +65 in 6 ranges, Ω 0.05kΩ, 5kΩ, 50kΩ, 500kΩ, 5MΩ, 50MΩ, pF 50kpf, 500kpf.

Automatic overload protection and high current range fusing.
Scale mirror and fine pointer for accuracy of reading. Single knob main range switching and all panel controls. C.E.I. Class 1 movement with sprung jewel bearings. Extended 92mm scale length for extra clarity. Compact ABS case 125 x 131 x 37mm. Weight 750g with batteries. Supplied complete with carrying case, fused leads, handbook and full 12-month guarantee. Optional 30kV d.c. probe available.

Meter **£45.90** incl. VAT (£1 P. & P.)
30kV Probe **£12.85** incl. VAT

For details of this and the many other exciting instruments in the Chinaglia range, including multi-meters, component measuring, automotive and electronic instruments please write or telephone.


ALCON

19 MULBERRY WALK, LONDON SW3 6DZ TEL: 01-352 1897

Doram kits

DORAM KITS CONTAIN EVERYTHING DOWN TO THE LAST NUT!

Dwell Meter



IDEAL FOR THE D-I-Y MOTORIST!
£5.70 + S VAT Subject to availability

(Order code 991-568)
The Dwell Meter permits easy adjustment of worn or pitted contact breakers, based on the electrical contact time and not on the mechanical distance between the points. The improved accuracy obtainable by using this self contained unit, ensures greater precision than may be obtained using Feeler Gauges.

Overseas orders—add 15% for P+P. All items offered for sale subject to the Terms of Business set out in Doram Edition 3 catalogue, price 60p. The Doram Kit brochure is also available, price 25p. Combined price only 70p which also entitles you to 2 x 25p vouchers, each one usable on any order placed to the value of £5.00 or more (ex. VAT).

DORAM ELECTRONICS LTD
P.O. BOX TR8, WOLLINGTON RD IND. EST. LEEDS LS12 2UF
An Electrocomponents Group Company



ONE ARM BANDIT

...for home amusement



By K. Amor

THIS unit was designed with the younger generation in mind. However, it has certain differences with its popular electromechanical counterpart. First, instead of the usual apples, plums and cherries forming combinations, numbers from 0-9 are displayed in the form of three seven segment displays. Second, the machine will only indicate when a player has won, but will not actually pay out. However, it is possible to bring a signal out to operate an electromechanical device if a prize giving feature is required.

FEATURES

Six winning numbers are internally set-up and when displayed the "Win" l.e.d. will light. As can be seen from the prototype these selectable numbers must be carried on the panel for the player's reference when making a decision for "holding" one or two numbers.

It is possible to change the six winning combinations from time to time as desired.

74 series TTL logic is used in the main which allows a compact unit to be made-up.

TIMING CIRCUITRY

When the start lever is operated a positive going pulse is produced as a result of the microswitch opening (Fig. 1). This pulse triggers monostable IC2 into operation so that pin 6 goes high (+5V) for approximately five seconds. The pulse period is not critical, hence the use of the electrolytic in the timing circuit.

As pin 6 is high the three gates that form IC3 are all enabled so that pulses from the three unijunction oscillators can pass through and be counted by the three 7490 divide-by-ten counters.

COMPONENTS...

Resistors

R1	33k Ω	R9	180 Ω
R2	82 Ω	R10	47k Ω
R3	180 Ω	R11	15k Ω
R4	33k Ω	R12	1k Ω
R5	82 Ω	R13-34	220 Ω
R6	180 Ω	R35	1k Ω
R7	33k Ω	R36	220 Ω
R8	82 Ω		

All $\frac{1}{4}$ W 20% tolerance

Capacitors

C1	4,700pF	C4	100 μ F elect. 25V
C2	5,700pF	C5	2,200 μ F elect. 25V
C3	9,400pF	C6	0.33 μ F

Note: C2 and C3 are made up

Semiconductors

TR1	BC184
TR2-4	2N4853 (3 off) or TIS43
TR5	BC184
IC1	7490
IC2	74121
IC3	7410
IC4-6	7490 (3 off)
IC7-9	7447AN (3 off)
IC10	7400
IC11-13	7442 (3 off)
IC14-16	7404 (3 off)
IC17	7430
IC18-19	7410
LED1-3	DL747 (3 off)
LED4-5	TIL209 (2 off)
IC20	MVR-5V 5V 1A regulator (RS) or LM309K

Transformer

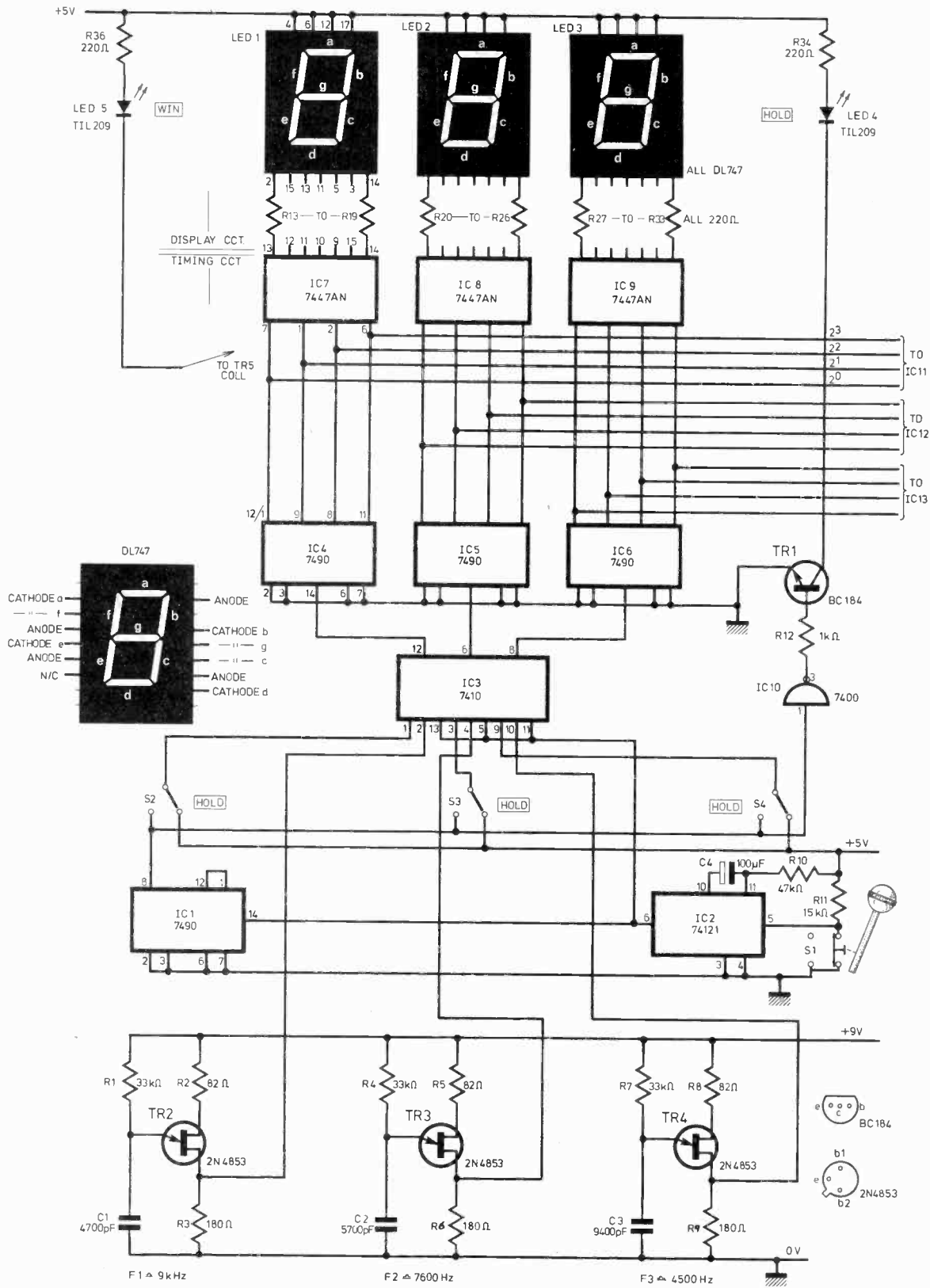
T1	6.5V 1A mains transformer
----	---------------------------

Switches

S1	Lever microswitch
S2-4	Spdt switches (3 off)
S5	Double-pole mains on/off

Miscellaneous

D1-4	1A full wave bridge rectifier
A suitable case is the Type "U" 8in \times 6in \times 6in (H. L. Smith, 287 Edgware Road, London W2)	



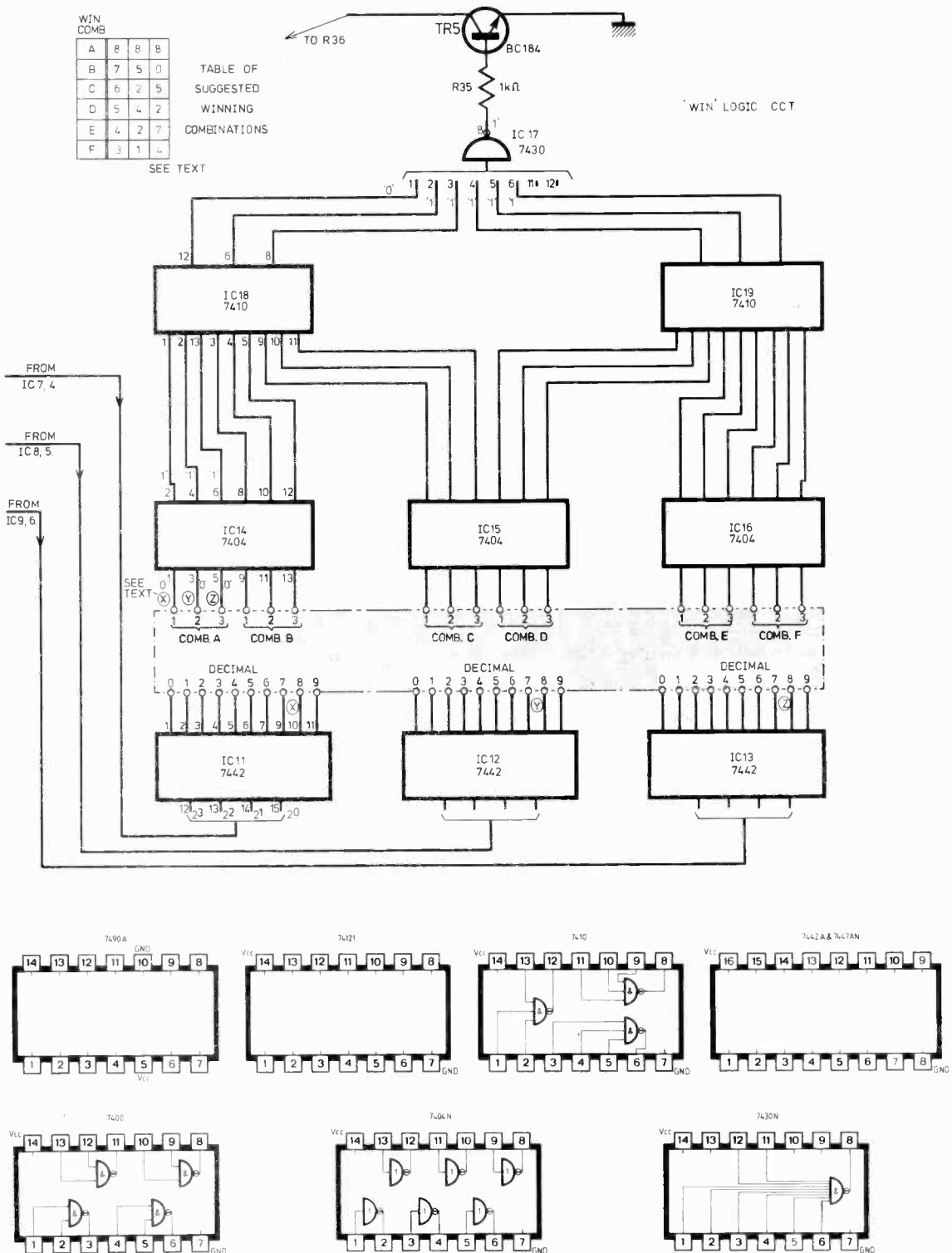



Fig. 1. The timing, display and win logic circuitry for the One Armed Bandit. The shaded panel embraces the Veropins used for patching arbitrary winning combinations. The six combinations used in the prototype are in the top table with patching for combination "A" indicated by linking the Xs, Ys and Zs. Pin diagrams for all semiconductors are given



The prototype opened up with the display board lifted back from the control panel. A plain 0.1in matrix board was used for this

The frequencies of the unijunction oscillators are determined by the value of the resistor and capacitor connected to the emitter and the actual running frequency value is $1/0.7 CR$ Hz.

As can be seen from Fig. 1 the oscillators run at three different frequencies of approximately 4.5, 7.6 and 9kHz.

These frequencies are sufficiently high and different so as to reduce the possibility of the same number appearing in successive operations of the machine. Also, since they are free running, random number selection is better.

NUMBER DISPLAY

The gated serial pulses from the unijunction oscillators are converted to parallel binary form at the counter outputs. When the monostable pulse finishes, the gates of IC3 are cut-off inhibiting the drive to the counters. Since these will have rippled through many times during the five second period, random binary numbers will be stored at their outputs.

To convert these to decimal at the l.e.d. displays they are fed to 7447 decoder/drivers. Resistors R13-R33 are for limiting current to the segments. With the values given the current is approximately 10mA/segment which is an economical figure but provides adequate display brilliance.

"HOLD" CIRCUITRY

The negative going edges of the five second start pulses are counted by IC1 which forms the basis of the "Hold" circuitry.

Every four start pulses will cause IC1 pin 8 to go low. This stays low for a further six operations of the machine.

During this time a "Hold" will be available since the 7410 gates can be inhibited by the operation of the switches S2-S4. When any one of these are thrown the associated gates are connected to the "Hold" counter which means that the number in this arm is retained.

To show "Hold Available" the output from IC1 is inverted by IC10 to drive TR1 so lighting the l.e.d.

At the end of a "Hold Available" period the circuit will automatically release the display irrespective of switches in the "Hold" position. However, it is advisable to clear switches prior to the "Hold Available" light coming on again.

"WINNING" LOGIC

Six winning number combinations in groups are available but the selection of groups is arbitrary. In the prototype these were 888, 750, 625, 542, 427 and 314.

To implement the "Win" light signal Veropins are arranged as in Fig. 1. Three groups of ten take the 0-9 outputs from the decoders and six groups of three provide the inputs to inverter.

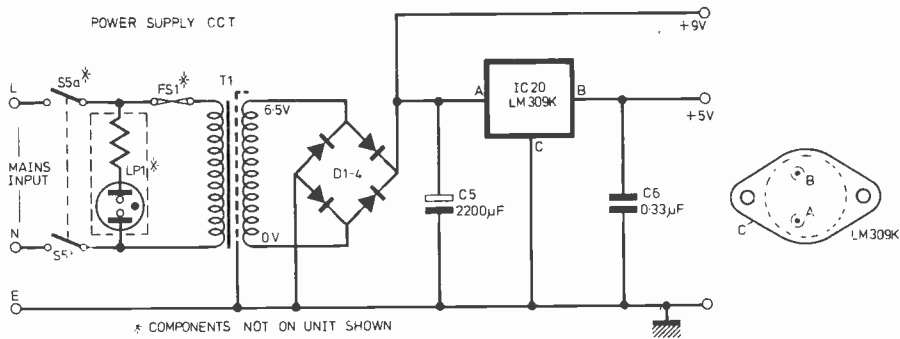


Fig. 2. The power supply circuit

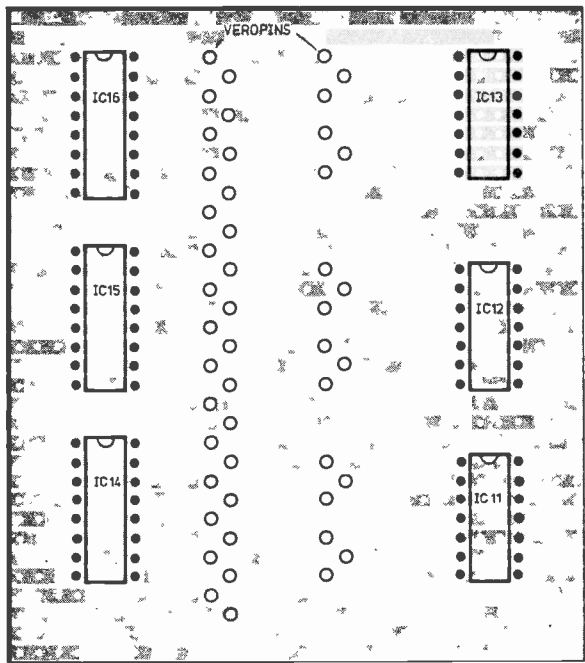


Fig. 3. Suggested i.c layout for the 0.1in matrix win logic Veroboard. A Veropin arrangement for patching is shown

To wire a "Win" combination, say 888, leads are connected from the 8s at the decoder outputs and then to a group of three pins (the order of wiring is shown as X, Y, Z in the figure).

The inverters and gates are used to get the logic levels right.

An eight input NAND gate receives the six levels from IC18 and IC19. When any one of these is low a "Win" condition will be indicated due to base current flow. For illustration, the various required logic levels to achieve an 888 win are shown.

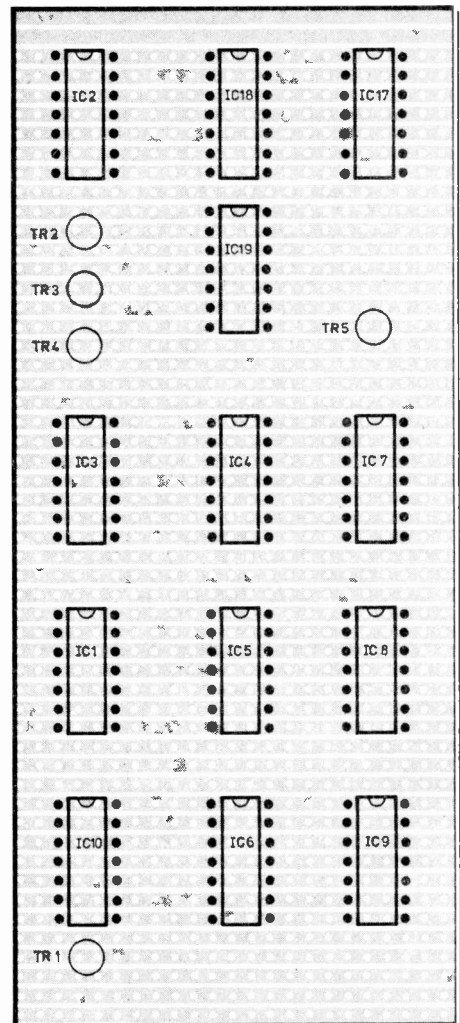



Fig. 4. In the prototype the timing and display logic circuitry was mounted on an ITT ISEP dilboard. Since this could be difficult to obtain and expensive, an alternative Veroboard layout for just the semi-conductors is given

POWER SUPPLY

The power unit is shown in Fig. 2. Here a mains transformer supplies 6.5V r.m.s. to a full wave rectifier. The rectified output appears at C5 as +9V for supplying the u.j.t. circuits.

For the logic and display a 5V 1A regulator is used. This is short circuit protected and will allow almost an amp to be drawn before limiting.



Showing the control panel and internal assembly of the prototype. The p.s.u. is mounted on the base panel. The timing and win circuit boards are shown sandwich mounted on the rear panel using nylon nuts and screws. Cable ties can be used with looms

CONSTRUCTION DETAILS

A suitable case is the "U" type from H. L. Smith Ltd. With all the holes drilled and display cutout completed, the panel is ready for lettering. Before this is carried out the aluminium front panel should be rubbed with steel wool. This produces a very pleasing brushed surface.

The front panel lettering can now be carried out having decided what the winning sets of numbers are. This type of dry transfer lettering can be purchased at a good stationer's.

Numbers, letters and lines come in sheet form and are best applied by rubbing over the top of the transfer with a soft lead pencil, taking care that no grease is allowed on the surface below. It is advisable to spray the whole panel with a protective lacquer to prevent lettering from being removed and the aluminium discolouring. Leave this to harden for about three

hours before mounting components. The back, bottom, and sides may be finished off by spraying with a cellulose aerosol paint.

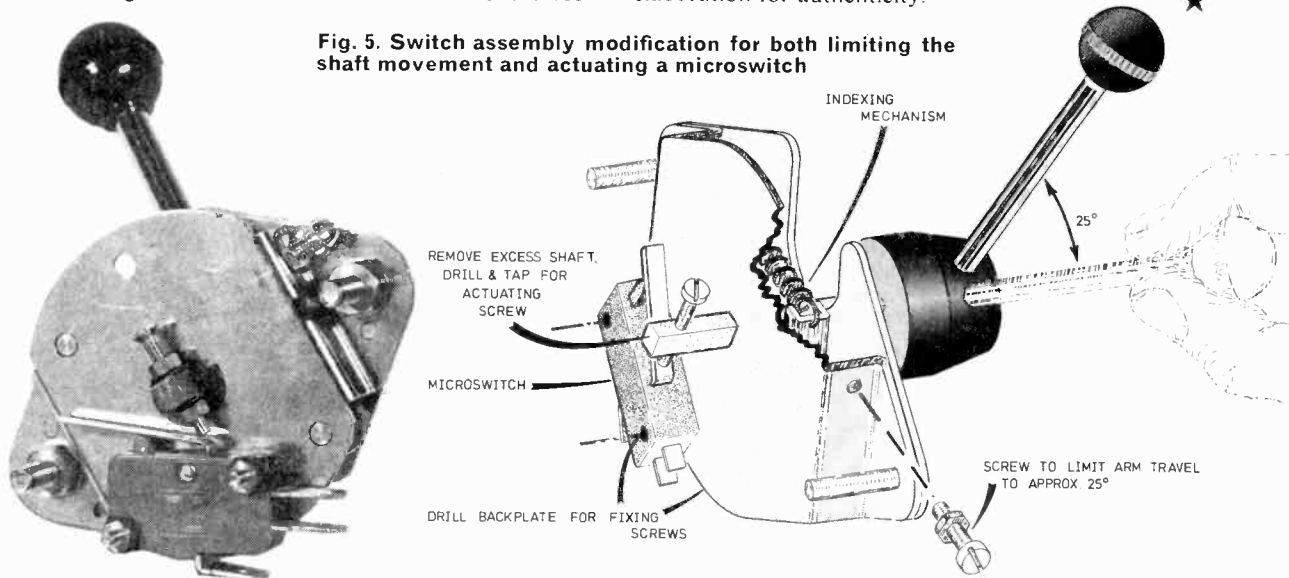
A dark colour is suggested so as to contrast with the front panel.

LEVER ASSEMBLY

The mechanism in the prototype for the microswitch S1 is made-up of an Arrow-Hart rotary switch shaft unit. The modification to the assembly for limiting the rotary switch action and operating S1 is shown in Fig. 5.

It should be possible for constructors to modify some 1/2 in shaft multiway switch, making up a handle and so achieve this assembly cheaply. Others will probably opt for a simple press switch rather than this elaboration for authenticity. ★

Fig. 5. Switch assembly modification for both limiting the shaft movement and actuating a microswitch



...NEXT MONTH in PE



Full constructional details of a television games unit based on the General Instrument AY-3-8500 I.S.I. chip. The games offered include Tennis, Hockey, Football and Squash, each with on-screen scoring and sound effects, plus variable bat size and ball angle and speed.

...also in this issue

CAR LIGHTS REMINDER...

This simple unit provides an audible warning if lights are left on unintentionally at the end of a journey, but allows parking lights to be used when required.



SOUND TO LIGHT CONVERTER

A low cost, three channel converter which should prove popular at parties. It offers good channel separation whilst avoiding the generation of mains interference.



PRACTICAL ELECTRONICS

OUR JUNE ISSUE WILL BE PUBLISHED ON FRIDAY, MAY 13, 1977

DARKROOM TIMER

By A. Koltai
and
G.S. Brimble B.Sc

AMATEUR photographers often express a need for an accurate, reliable and repeatable timer for enlarger control or for timing various darkroom jobs; such a need also occurs in other hobbies. This article describes an accurate, repeatable solid state counter-timer. By using digital techniques, an accuracy of about ± 0.5 seconds is achieved with no need for calibration, and the circuit has been designed to be as simple and cheap as possible to construct.

THE DESIGN

Analogue circuits which provide these facilities have been described in the past, but these always depend ultimately on CR networks for timing accuracy. As home constructors have found, it is neither cheap nor easy to obtain components, especially capacitors, of sufficient accuracy and stability to produce useful results. Furthermore, accurate calibration of the control element (usually a variable resistor) implies access to an accurate timer, which is rarely the case.

This circuit overcomes both these problems by using the mains power frequency as a standard frequency source. The electricity generating boards maintain this frequency to better than one per cent; since the frequency and thus the period of the mains is well known (50Hz, 20ms), and the division factor in counting this frequency is known, the timer is self-calibrating.

Another requirement in darkroom timers is a visible indication of elapsing time. In an analogue circuit this can only be provided by a meter, with attendant problems of lighting and reading accuracy. It is often difficult for the home constructor to provide safe-light illumination of the meter movement. The present design takes advantage of light-emitting diode seven-segment displays as numeric digit indicators. The great majority of i.e.d.s emit in a narrow band of wavelengths in the red part of the spectrum, and consequently provide self-illuminating digits which are inherently "safe".

CIRCUIT DESCRIPTION

Mains power is transformed down to 9V r.m.s. which is rectified by D2 and regulated by IC3 to provide +5V d.c. (see Fig. 2). This regulator is more expensive than a Zener diode or simple series-pass transistor regulator, but it is overload- and overheat-protected and virtually impossible to destroy. It automatically limits current to about one ampere and this feature provides excellent protection of expensive components during testing.

The 9V a.c. is also passed through a current limiter to a Zener diode D1 which half-wave rectifies and clips the top off the remaining half cycle to provide an approximately square 50Hz waveform, as shown in Fig. 1. Note that the low level of the waveform is not 0V due to the diode forward drop (about 0.6V). However, TTL manufacturers guarantee that any voltage below 0.8V will be accepted as a low so this 50Hz is fed directly into a scaler or divider. This consists of two chips, type 7490, which each contain a divide-by-five scaler and a flip-flop to divide by two. The first chip IC1 divides the 50Hz by 5 to give 10Hz, then the next, IC2, divides by 10 to produce a 1Hz signal, i.e. a square wave of period exactly one second. This constitutes the standard frequency which is counted in the timer section.

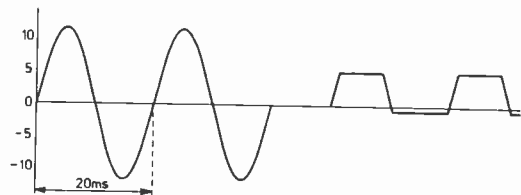


Fig. 1. The a.c. output of T1 is rectified and clipped by Zener D1 to provide a 50Hz square wave drive to the divider chain

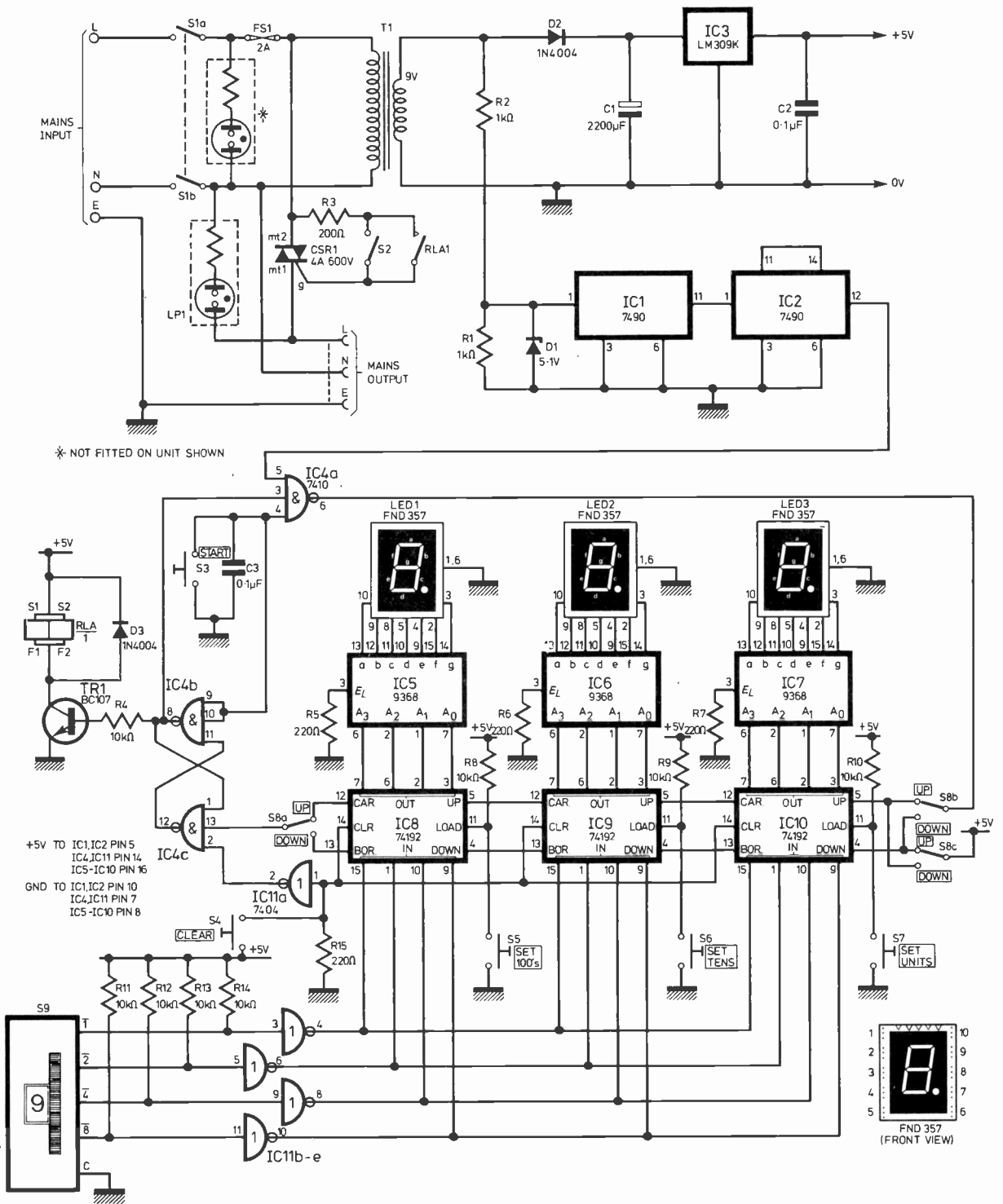


Fig. 2. Circuit diagram of the complete darkroom timer. Relay RLA is a twin-coil reed type with the two coils connected in parallel for 5V operation (see Components list)


TIMING

The actual timing is done by a chain of up-down decade counters type 74192. These devices count up from zero to nine, then provide a carry out to the next stage, or count down from nine to zero, then provide a borrow signal to the next stage. Control of direction of counting is simply a matter of routing pulses to either count up or count down inputs. As well as this serial mode (one bit at a time), the counters can be preset by a parallel load (all four bits which define a decimal digit are used at the same time). This facility is the key to the timer mode of operation. The contents of the counter appear as a parallel 4-bit binary-coded decimal (BCD) digit on the four output lines, which can be displayed on a l.e.d. digit by using a BCD decoder chip.

In this design, three such counters are connected in series; that is, the carry and borrow outputs of the low digit IC10 (units) connect to the up and down inputs respectively of the higher digit IC9 (tens), and similarly for the tens digit to hundreds digit (IC8) connections. The BCD output from each stage is taken to a Fairchild 9368 decoder-driver which converts BCD to 7-segment code suitable for driving common-cathode l.e.d. digits, which in this case are Fairchild FND 357 0.375in digits. If needed, more digits can be included by simply adding identical stages.

PARALLEL LOAD

The 74192 chips are provided with a "clear" input which when pulsed high sets the contents to zero. These pins are connected together and taken to a push-button S4 to provide zeroing of the counter. Each chip also has its "parallel load enable" input taken to an individual button S5-S7, which when pressed,



The prototype timer was built in a specially made aluminium case providing separate compartments for the logic and mains wiring for improved interference rejection

causes the contents of that counter to be set to the BCD digit coded on its input lines. Since both these functions set a determined state in the counter, switch bounce cannot alter the contents, so simple, inexpensive switches can be used.

THUMBWHEEL SWITCH

The preset input digit is set on a BCD-coded thumbwheel switch. The switch is wired up to produce complement or inverted code, that is, logic one is low and logic zero is high. The code is then inverted to the correct levels by part of a hex inverter type 7404 (IC10). The reason for this is that if the code is generated directly by the switch, each bit in the digit must be connected to 0V by a low resistance to provide current sinking for the inputs of the 74192 chips when logic zero is selected; so when logic one is selected, this resistor draws heavy current from the +5V supply (see Fig. 3). The inverter chip is needed anyway to provide the alarm clear function, to be described shortly.

Two gates of a triple three-input NAND chip are used to make a set-reset flip-flop to detect and operate the alarm function which indicates timeout in timer mode; this flip-flop is set by the START switch and reset by either the CLEAR switch or a carry output from the top digit of the counter chain. The outputs of this flip-flop and of the start switch are ored with the 1Hz pulse input in IC4a to inhibit this pulse when reaching the counter if the flip-flop is reset or the START button is being held down.

The output of the flip-flop drives a reed relay RLA via a switching transistor TR1. This arrangement isolates the logic and mains portions of the circuit. The relay switches a triggering signal to a triac to connect and disconnect mains power to an output socket SKA. A s.p.s.t. switch in parallel with the relay allows the socket to be permanently powered independent of the timer for focusing, etc.

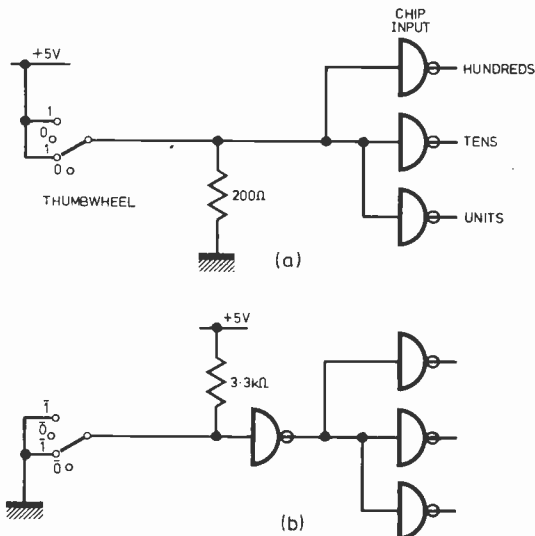


Fig. 3. (a) A heavy current is drawn from the 5V supply via the low value resistor if a BCD thumbwheel switch is used to drive the counter chip direct (b) Using a BCD complement switch and one inverter considerably reduces the load on the 5V supply as a higher value resistor can be used

OPERATION

To see how the unit operates, first consider the counter mode of operation. When the CLEAR button is pressed, the flip-flop is reset which means the output which feeds back to the start gate IC4a is low, forcing the output of that gate to be high. This line is switched to the count up input of the counter chain, which contains all zeros. Thus the digits displayed are all "0", and the carry output of each chip is high, and in particular, the top digit whose carry is connected to the flip-flop.

COMPONENTS . . .

Resistors

R1, R2	1k Ω
R3	200 Ω 1W
R4, R8-R14	10k Ω (8 off)
R5-R7, R15	220 Ω (4 off)
$\frac{1}{2}$ W unless otherwise specified	

Capacitors

C1	2,200 μ F 16V electrolytic
C2, C3	0.1 μ F ceramic disc

Semiconductors

IC1, IC2	7490
IC3	LM309K 5V regulator
IC4	7410
IC5-IC7	9368PC Fairchild (3 off)
IC8-IC10	74192 (3 off)
IC11	7404
TR1	BC107
LED1-LED3	FND357 Fairchild (3 off)
D1	BZY88 C5V1 5.1V 400mW Zener
D2, D3	1N4004
CSR1	6A 400V Triac

Switches

S1	D.P.S.T. mains toggle
S2	S.P.S.T. mains toggle
S3-S7	S.P. push-to-make push buttons, see text (5 off)
S8	3-pole 2-way rotary or toggle (e.g. RS Components 339-471)
S9	Thumbwheel edge switch, BCD complement output (e.g. RS Components 338-181, plus mounting cheeks 338-197)

Miscellaneous

T1	9V 2A secondary
RLA	Reed relay, 5V coil, 240V a.c. contacts (e.g. RS Components coil 349-030, windings paralleled, plus reed switch 338-147)
LP1	240V neon indicator; F1 2A fuse with holder; Heat-sinks for IC3 and CSR1

Note:

The 9368PC and FND357 are available from S.C. European Components Ltd., Unit 9, M40 Industrial Centre, Blenheim Road, High Wycombe, Bucks. Prices are £2.07 and £1.29 each respectively, plus 50p post and packing per order, plus 8% VAT

When the START switch is pressed, it holds the start gate IC4a off but sets the flip-flop so that input to the start gate goes high. Releasing the START switch then allows the 1Hz signal through the gate, where it is inverted, to the count up input of the counter chain. Thus seconds are counted and the current count is displayed. Note that up to one second error can occur here because the counter will increment when the 1Hz signal goes high regardless of when in the previous second the button was released.

TIMER

Operation in the timer mode is similar, except that the up-down switch S8 connects the output of the start gate to the count down input of the counter chain, and the borrow output of the chain to the flip-flop. The CLEAR button initialises the logic as before. Then each digit of the time interval to be measured is set in the counter by dialling it on the thumbwheel switch S9 and latching it into the counter by the appropriate parallel load switch S5-S7.

Thus to time 54 seconds the numbers 0, 5 and 4 would be set into the hundreds, tens, and units digits respectively. When the START switch is pressed and released RLA is energised via TR1, and the 1Hz pulses from the standard frequency source cause the counter to subtract seconds until zero is reached. When the digits are all zero, and the clock signal into the count down input goes low, the borrow output of each counter and thus the input to the flip-flop goes low which resets the flip-flop. This switches off the transistor and thus the relay which turns the triac off and interrupts the power to the output socket.

Note, however, that the clock signal goes low half a second after the high transition which caused the zero to appear. Thus the alarm operates half a second late: this effect couples with the +0. -1 second error in starting to yield ± 0.5 second accuracy. This is a fraction of a stop at normal processing times.

CONSTRUCTION

The prototype unit was housed in a specially-made folded aluminium box, as shown in the photograph. With this arrangement it is possible to keep all mains voltages in the rear compartment which is shielded from the TTL circuit to avoid interference problems. The rectifier and regulator circuit is constructed on a piece of stripboard and mounted in this compartment. The regulator itself requires a 4°C/W heat-sink.

The counter circuit is easily constructed on i.c. stripboard. This assembly bolts beneath the panel carrying the pushbuttons. In the prototype these buttons were home-made to provide large size (for finding in the dark) without being expensive.

DISPLAYS

The seven-segment displays and decoder-drivers are mounted on a further piece of i.c. stripboard, forming a single module requiring only power and data bits to be connected. This module bolts behind the top panel which has a cutout to let the displays show through.

Layout is not critical in this circuit but it is best to keep all wires as short as possible and to shield the logic from mains, because in the high state logic gates have high input impedance.



MARKET PLACE

Items mentioned in this feature are usually available from electronic equipment and component retailers advertising in this magazine. However, where a full address is given, enquiries and orders should then be made direct to the firm concerned. All quoted prices are those at the time of going to press.

INFRA-RED LISTENING

Complete freedom of movement as well as uninterrupted listening to your favourite hi fi record or radio and television programme is possible with the new range of infra-red transmitters and headphone receivers manufactured by Sennheiser and being marketed by Hayden Laboratories.

For home use there are mono and stereo systems available. The prices are not cheap but for the housewife she can keep an eye on her children or carry on with the housework while listening to a programme. Using infra-red techniques means that there are no wires to the headphones for people to trip over. This makes it ideal for business and educational lectures.

The two channel headphone receiver, type HDI 434, is claimed to be a completely new development. A feature of the headphones is the three position channel selection. The centre gives stereo reception. In position 1 only the sound of the 95kHz channel is fed to both headphone capsules. In position 2 the signal of the 250kHz channel is received. This allows true two-channel operation even of completely different audio signals.

The volume and also the balance for stereo operation can be easily set by two slider controls. The receiving lens of the infra-red diodes is mounted in the edge of the earpiece.

The companion two-channel transmitter, type SI 434, is specially designed for covering an area the size of most large living rooms. The electronics for both transmitting channels and the 12 necessary infra-red luminescent diodes are contained in a small case measuring only 200 × 80 × 17mm. The transmitter is powered from an external supply.

The transmitter audio connection cable is plugged in to a DIN headphone output socket of the selected equipment, i.e. radio, television or hi fi, and the transmitter is then modulated with the available signal. These modulated signals are picked up by the receiving lens in the headphones.

The cost of the two channel HDI 434 headphones is £86.50 and the SI 434 transmitter is £72.50, excluding VAT. A lightweight mono stethoset type headphone type HDI 40 is available from £44.66 and a mono transmitter, type SI 406, from £44.10, excluding VAT.

Further information and technical details of the Sennheiser range of domestic and professional infra-red equipment is available from Hayden Laboratories Ltd., Hayden House, Church Road, Chalfont St. Peters, Bucks, SL9 9EW.

CLOCK/CALCULATOR

"The all action time computer" is the simplest way of describing the new Casio CQ-1 Computer Quartz available from Tempus.

Ideal for the executive to salesman and the sportsmen/women to the student, the CQ-1 is a timepiece (including day/date), stopwatch, alarm and calculator all in one very small case.

The clock function has a useful four alarm feature which can be used for numerous applications. The alarm can be set in four time positions and at intervals of one minute or more. The command for a.m. and p.m. setting is also possible. The alarm output is generated by a miniature buzzer and emits a different tone for each alarm setting.

For the sports enthusiasts the stopwatch facility has a stop/start key and a lap key. The stopwatch will read hours, minutes, seconds and lapsed time up to 9 hours, 59min 59.9secs. The lap key enables the timing display to be "frozen" for lap times to be recorded, the timing sequence continuing until the lap key is again pressed and the readout reverting to a total time elapsed.

The calculator is a basic four function (+, -, ×, ÷) type including constant. Calculations up to 8 digits are possible and by operating

the keys, time and date calculations are possible. Also, as the calendar is programmed from 1901 to 2099 inclusive, any day of the week or the number of days for a certain period of time can be calculated.

With suggested functions such as setting for the time to leave for school, office, shopping, taking medicine, as well as a reminder for important business appointments, telephone calls and meetings. Not to mention the usefulness of the calculator for homework, household and business accounts, the Casio CQ-1 Computer Quartz would seem a reasonable family investment at £29.75; particularly for late risers and for keeping parking meter fines to a minimum.

Whilst still on time, Tempus have an excellent range of digital watches, including attractive ladies' slim-line types and a range of World time watches.

For full details of Casio CQ-1 Computer Quartz and the complete range of digital watches readers should contact Tempus, 19-21 Fitzroy St., Cambridge (0223-312866)

BREAKDOWN TESTER

Some time ago now we published a design for a "Breakdown Tester". An instrument using similar principles is now being manufactured by Stoneleigh Electronics.

The type 3C15 Tester determines the breakdown voltage of transistors and diodes (including Zener diodes) at the current you select. The device to be tested is connected across the test terminals of the instrument and when the "test" button is pressed, a constant current source is applied to the device. The constant current source can be set within the range 1-15mA and has an output potential of up to 300V.

The breakdown voltage is displayed on a voltmeter which has switched ranges of 10, 30, 100 and 300 f.s.d. A polarity switch allows rapid checking of forward and reverse characteristics. There is visual indication when the device is either open circuit or the breakdown voltage is in excess of the 300 volt capability of the instrument.

Details of price and further information on the 3C15 Breakdown Tester can be obtained from Stoneleigh Electronics, Ltd., Mawney Road, Romford, RM7 7SE.

BOUNCING CHEQUES

We have been informed by A. Marshall (London) Ltd., that because so many cheques have not been honoured by several banks they are forced to announce that in future most cheques will be cleared before any goods are despatched.

Postal orders, cash and approved accounts will be dealt with in the normal way.



The Casio CQ-1 from Tempus



Stoneleigh 3C15 Tester

Old habits die hard, we are told, and this is particularly true when playing piano or organ. With the organ especially it is necessary to extemporise to a large degree and thus easy to develop *bad* habits such as chord clichés, the same old key changes and registrations. However hard the grey matter is working, one of the most difficult habits to break is playing "chords" on a monophonic keyboard. A number of synthesisers will give a rude response to this oversight.

The Wurlitzer organs were among the first to be fitted with a small synthesiser but the shape of its manual was a reminder in itself: white keys were only as long as the index finger (black keys being about an inch in length), so that it was almost impossible to play chords—let alone forget!

Strictly

by K. Lenton-Smith

ONE MAN BAND

Most commercial organs include a Rhythm Unit these days which, used in moderation, is a useful device. Adding an R.U. is not difficult at present as chips which will generate the various patterns are freely available; several pulse-operated "voices" and the switching are the only additional requirements. Like TV sets, the essential control is the *off* switch! Even so, with the tempo control set to enable him to count the beats, the beginner will be helped to struggle through new music. The more expert performer is spurred on by his "sideman", especially in the Latin-American vein.

Something else to play as well? My choice would be Electric Piano, rather than synthesiser, because of its polyphonic nature. Faced with pedals, three keyboards and their controls, there is plenty to think about but the technique is the same for all.

For some weeks past I have experimented with organ/piano versus organ/synthesiser and there is no doubt in my mind which is the better combination. Although most organs are fitted with percussion, the piano envelope complements the organ admirably. The tonal capability of the piano is purposely limited to perhaps

three voices, but is sufficient to provide a most desirable extra keyboard for the one-man performance.

Needless to say, it is essential to place the additional keyboard on top of the organ so that the keys line up at 8' pitch! The only real disadvantage is its short compass but extending this to 88 notes would rule out the advantage of portability. The classicist would, in any case, prefer to play the acoustic parent instrument.

ORGANISATION

Mention of the Electronic Organ Constructor's Society may seem a little out of place at this point. My first reason is because a number of readers have enquired about this Society following my note in last December's edition on the demonstration of MES 53 at their London meeting.

The E.O.C.S. was founded some twenty years ago by a small group of enthusiasts headed by Arthur le Boutillier. In those days there was very little technical information available and the idea of the Society then as now, was pooling of data and experience. Publications sent to members eventually developed into the Society's own "organ", the *Electronic Organ* magazine. Membership now extends across the world and regular meetings are held in London, Coventry and Manchester.

The Society's brief does not cover electronic organs alone: it is interested in all forms of electronic music and pipe organs. Membership is mixed, from church organists to pop group performers, but most are simply concerned with building an organ to their own specification. Readers interested in this Society should write to Ralph Purdy (Membership Secretary, E.O.C.S.), 11 The Avenue, Station Road, Billericay, Essex.

TECHNICAL ENQUIRY

While on the subject of E.O.C.S., Douglas Shaw has suggested in *Sound Design* (page 32) that enquiries

on adding a "Minisonic II" to an existing organ might best be answered by joining that Society. Under the heading "Technical Enquiries" he also mentioned the different playing technique required and the possibility of using a gating system to ensure response from one key only.

In case my previous remarks on combining electric piano (such as "Joanna", also in *Sound Design*), rather than synthesiser, with an organ sound biased, perhaps I should pursue my theme. For "live" playing, there is not enough time to do justice to a synthesiser; minute adjustments to its many controls are not possible, except perhaps for solo performance. Attempting to play it whilst also manipulating two other manuals, pedals and *their* controls must relegate the synthesiser to a "Univox" type of keyboard (which had a short-lived existence three decades ago).


Listening to the expert synthesiser player on disc, and reading the record sleeve notes, brings one message home forcibly. A few minutes of a L.P. recording probably involved many hours work. It needs *time* to obtain the precise effect you are looking for, so multi-recording at leisure is the only respectful way to treat one of Moog's progeny. My experience shows that the "Minisonic II" sounds impressive through a reverberated system and Leslie speaker but its resources can only be used in a cursory fashion when playing an organ with it.

HOOK-UP

Notwithstanding these comments, there should be no problem in adding a "Minisonic" to an existing organ or including it in a constructional project. If space is at a premium, the synthesiser could be placed on top of the organ console: the music stand has to be raised in this case, bifocal-wearing readers should be warned!

The low-level outputs should couple into the organ's main amplifier quite satisfactorily, though it should be noted that d.c. levels are present. For this reason it is best to use 0.1 μ F coupling capacitors, between synthesiser and organ as a permanent feature, otherwise there is the possibility of upsetting the amplifier by directly connecting the output of IC18 to a d.c. carrying point on the organ. In the case of a single-channel organ, these coupling capacitors can be joined at the organ end to produce a monophonic input signal.

Signals from the "Minisonic" can be inserted before or after the swell pedal according to taste. On the whole, I would suggest using the synthesiser unenclosed, i.e. after the swell control, if signal levels allow.



PART 2

By N. McLeod

THIS month we deal with monitoring systems, speakers and ancillaries.

VU METER

By far the most logical place to put any VU meters in your system is right at the end, so that they measure, albeit roughly, the actual power supplied to the loudspeakers. They should be calibrated so that 0VU (the transition point from black to red) occurs comfortably before the amplifier starts to clip. This can be done with a test tone and an oscilloscope, or failing that, a sensitive pair of ears.

A suitable circuit for driving a VU meter direct from the output of a power amplifier is shown in Fig. 6a. Note that it draws all its power from the signal itself.

If you wish to include a meter prior to the main volume control, it should be calibrated so that with the main output control at maximum, 0VU on the console meter corresponds to 0VU on the power amplifier. When the limiter is in circuit, 0VU on the console should correspond to the maximum output from the limiter, and a preset volume control, connected in series with the main output control, will probably be needed to match the level from the limiter to the sensitivity of the power amplifier. A circuit for driving VU meters from signals in the range 200mV upwards is shown in Fig. 6b.

PRE-FADE

All disco equipment ought to have some form of pre-fade listening. This is a means by which the DJ can listen to any of his inputs on a pair of headphones, regardless of whether they are being used to play through the mixer or not. By this means he can cue up records and tapes while a record is playing, and with an effective system this can be done very efficiently and

simply. All that is basically required is a switch which will select any of the inputs, or the main output, and present them, via a low-power amplifier, to his headphones.

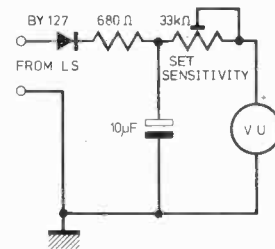


Fig. 6a. How to drive a VU or similar meter directly from the loudspeaker terminals of an amplifier

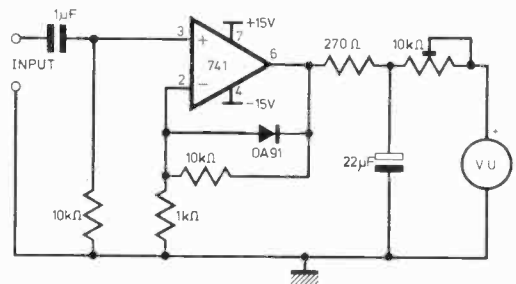


Fig. 6b. This circuit will drive VU meters from ordinary line-level sources

A simple rotary switch can be used, but more elegantly, PO keyswitches, of the type used on telephone switchboards, can be used in a series arrangement which supplies the main output to the headphones except when one switch is operated, whereupon the output of that particular channel will be heard instead. Each channel has a switch of its own, which can be arranged in a logical position on the control panel.

The wiring of a four-channel bank of pre-fade switches is shown in Fig. 7, with all the switches in their "normal" position. As you can see, operating any one of the switches causes the series line carrying the main output to be interrupted, and the channel output (taken from the top of the channel fader) is substituted for it.

It will be necessary to attenuate the main output in order to avoid deafening the operator when switching from the relatively quiet output of a record deck to the amplified main output. The preset shown in the diagram could be set so that with the VU meter reading normally, that is, peaking around -3, the output from the record decks whether heard directly through pre-fade only, or after having passed through the disco mixer, is more or less the same.

HEADPHONES

When choosing a pair of headphones, bear in mind that you could be wearing them for up to five or six hours at a stretch. Above all, therefore, they must be light and comfortable. Personal favourites are the AKG K140, a fairly new model available at around £13 from the discount stores, with the lightweight Sennheisers, just as comfortable but a little shrill, a close second.

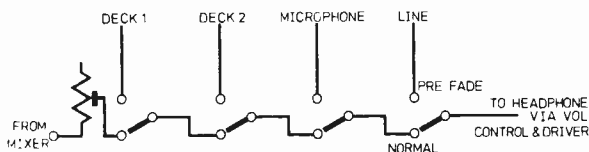


Fig. 7. How a bank of PO keyswitches may be used to select pre-fade inputs or the main output from the console mixer

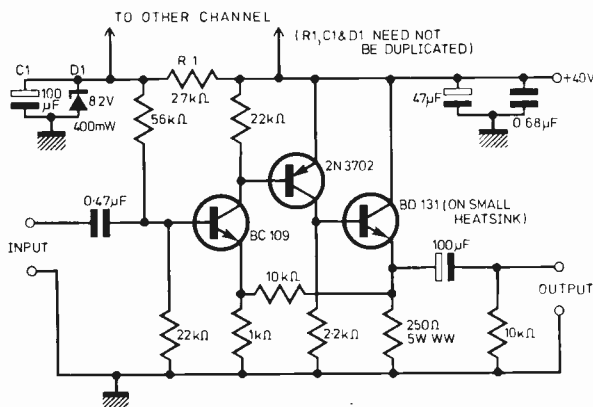


Fig. 8. High quality Class A headphone driver circuit for high impedance headphones (600Ω and above)

Table 1: POWER OUTPUT FOR VARIOUS SUPPLIES AND LOUDSPEAKER IMPEDANCES

Supply Voltage	Load Impedance		
	4Ω	8Ω	16Ω
80	178W	89W	45W
70	134W	67W	34W
60	96W	48W	24W
55	80W	40W	20W
50	64W	32W	16W
45	50W	25W	13W
40	38W	19W	10W
35	28W	14W	7W
30	20W	10W	5W

Notes:

1. The supply voltages refer to *total* supply volts e.g. 60V or $\pm 30V$.
2. Output figures are for typical amplifier modules using direct-coupled output stages, and assume unlimited current capability.

My preference is for high impedance headphones, as they can be driven by a simple but very high-quality Class A driver circuit (Fig. 8). Lower impedance phones, below about 300 ohms, will require a Class AB driver—there are a multitude of integrated circuits which will do this job adequately.

STEREO

Four years ago I would have said that stereo was a waste of time for a mobile discotheque. Nowadays, with nearly all new singles recorded in stereo, and having tried it in practice, I am not so sure. The problem with stereo is that people have to be roughly equidistant from the two loudspeakers in order to appreciate it, and with a mobile set-up this is difficult to achieve. Of course there is great benefit to be drawn from having all your circuitry duplicated, since any failure can, with the addition of a stereo/mono switch at input and output, be quickly by-passed, and the equipment run in mono.

THE POWER AMPLIFIER

The power amplifier is the link between the duly processed low level signal from the control circuits of your console and the loudspeakers. Its purpose is to take a signal of a few hundred millivolts and amplify it to a power of tens or even hundreds of watts at an impedance level suitable for driving loudspeakers. It is better to have a power output *less than the maximum your loudspeakers can handle so that a fault*, such as an open-circuit earth connection on the input, can never cause enough power to be delivered to the speakers to damage them.

Kits for this application are legion and represent a cheap and effective way of obtaining the necessary power. Bear in mind, though, that the use of units originally designed for domestic applications may cause problems when they are subjected to the gruelling conditions at a disco. In short, the poor little things may overheat and expire, much to your dismay and embarrassment. So use one capable of more power than you actually require, and then limit its power output by using the minimum supply voltage which will deliver the necessary swing. A table of supply voltages for particular outputs is given in Table 1. The figures are approximate but should prove useful.

LOUDSPEAKERS

Avoid using 12 or 15in bass units as your only link with the outside world. All you will get is a murky, muddy sound, and nobody will be able to hear the words of the songs, or anything you try to say to them. That many disco devotees do not seem to mind this is no excuse for sloppiness in this department!

Do not expect to right matters with the inclusion of a couple of tweeters from domestic hi-fi units. Either they will be too quiet to be effective, or you will blow them up.

Consider a domestic loudspeaker system, containing, say, one 8in bass/midrange unit and a 3in tweeter. This achieves a reasonable "balance of power" over the whole frequency range. But a 15in bass unit, with four times as much cone area, will require four such tweeters to achieve the same balance. Plus, in all probability, some mid-range units to fill in the gap between the two widely different systems. So unless you use tweeters specifically designed for high power use (and they should be labelled as such), or your tweeters fall off the back of lorries, you will have an expensive time making up multi-way systems for your disco.

A good idea is to use twin-cone units, where one large assembly handles most of the frequency range fairly comfortably, or, if you can afford them, the excellent Tannoy "dual concentric" speakers where the bass unit and matched tweeter are mounted concentrically together with a crossover all in a single chassis.

When making cabinets for your speakers, preferably stick to one of the manufacturers' recommended designs. Although the larger the cabinet the more efficient the system and the deeper the bass (as a rough rule), do not go berserk; you will, after all, have to cart them about. Castors, too, are one of man's greater inventions.

PLACEMENT OF SPEAKERS

The absorption of sound by a thick layer of human flesh is quite rapid at frequencies above about 200Hz and it simply does not make sense to put your speakers on the floor unless they are about 7ft high and with the business end at the top! They must be placed so that the axes of the speakers are at least 6ft from the ground so that people can hear them with as few obstructions as possible between speaker and ear.

If this is impossible, they should at least be tilted upwards so that sound may be reflected back over the audience from the ceiling. Having them tilted has the additional advantage that people will usually then refrain from putting their half-consumed drinks on them. Drinks at parties have a habit of getting spilt, and brown ale does little to improve the acoustic properties of a sound cabinet!

With your speakers up high you will be able to cover a greater area at less power than you would were your speakers below shoulder height. This technique is just as valid for small parties, where the music is provided by a normal domestic stereo system, usually pushed to the limits of its endurance. Placing the speakers on a high shelf or on top of a wardrobe will enable your guests to hear the music much more clearly when the room is full.

THE LIGHT SHOW

Once upon a time, dances and discos frequented by young people took place in near darkness, and lots of unkind jokes were told about discoveries made by eager young men on bringing their chosen partner into better lighting conditions. Nowadays, however, matters are somewhat different, and many operators take an almost savage delight in exposing their audience to varying coloured lights.

The heart of many a lighting system is the miniature spotlight bulb, usually rated around 75 to 100 watts and driven by a thyristor or triac to flash either sequentially with its neighbours or in time to a selected part of the audio spectrum. These bulbs are available in two formats, BC, which is a bayonet fitting like an ordinary light bulb, and ES (Edison Screw) which, as its name suggests, screws into the holder like a torch bulb. BC is to be recommended for lower power lamps, up to 150 watts, as it is cheaper, and screw-in types tend to unscrew themselves. Higher power bulbs are almost universally screw fitting.

There is a large number of commercially-made units, as well as a host of constructional designs for flashing spotlights on and off. A well designed one should take an utterly minimal amount of current from the audio power amplifier but unfortunately this is not always the case. It is a good idea to use a rough old amplifier solely to drive your light show if you have any doubts on this score. The spikes produced by the thyristors turning on and off can play havoc with your sound system if the light cables come near any sensitive part of the mixer circuitry, so do keep them well out of the way.

EFFECTS PROJECTORS

Effects projectors work on two principles; first there is the wheel, which is spun round like a gramophone record between the bulb and the lens, heating up and causing the coloured oils inside to drift in and out of each other.

Then there is the cartridge, which is driven from its edge and produces moiré patterns as its two sides interact with each other. Both can be very pretty, though you may have to look around before you see one you really like.

STROBES

Stroboscopic lighting has been used for a long time in industry to observe moving pieces of machinery as if they were stationary by arranging that the moving part is always in the same place when the flash occurs. Recently, though, it has found a less precise application in conjunction with discotheques. You take a strobe light, set it at a few cycles per second, and shine it on the dancers. Hopefully you stop before they start falling over or being sick.

People with epileptic tendencies of which they may themselves be unaware, may even throw fits when exposed to lighting of a particular strobe frequency. That apart, it can still be fun but do not use the strobe for more than five minutes in any hour and if anyone complains or looks disturbed by the flashing light, stop using it immediately.

SAFETY PRECAUTIONS

Your equipment should be earthed at all times to the mains earth and if you are using an extension lead it should be checked regularly for continuity along the

earth lead. All mains connections should be made with proper plugs and sockets and kept well out of any areas where drink may be spilled or where people may trip over them.

Connections to spotlights should be of stout cable and all the holders should be securely earthed. The greatest care should be exercised when operating on spotlights with the power on, since the output from sound/light or sequencer units is usually not isolated from the mains, as all audio equipment would be.

Always string your cables well out of harm's way: if you have them up along the ceiling they will not get dirty or wet but be sure they will not fall down, either.

INTERCONNECTIONS

By far the easiest way of interconnecting your audio department is to use standard jack sockets, available everywhere. They are robust, positive and reliable, which is more than can be said for most of the miniature connectors that adorn hi-fi systems. Of course, they do not have to stand up to such rigorous use. Have a set of leads exclusively for use with your disco. If you use jacks throughout, all you will need are a series of jack-to-jack leads of various lengths. It is useful to have a short and a long set of loudspeaker leads, so that you need not have an excessive amount of cable trailing around.

All the pluggery needed with sound to light units usually comes with the unit, or can be bought from the same shop. This should not present any problems if the plugs are wired securely.

STORAGE

On an average night you will get through roughly a hundred singles. To ensure an adequate selection, you will need to take perhaps three to five times as many as this. Any more is really a bit excessive. Whatever sort of order you decide to keep them in, you will soon learn where to find everything provided nobody messes about with your collection.

Cardboard boxes are useful for keeping singles in, but have a rather limited life. Smart record boxes made out of half-inch chipboard can be fitted with a lid and a padlock to keep marauding fingers out while you go and fetch your car at the end of the evening.

A travelling bag can be filled up with leads, note-paper for requests, your advertising material, a soldering iron and all the other odds and ends that come in useful.

MUSIC

It is outside the scope of this article to go deeply into the fraught waters of musical taste. However, the music papers feel free to pontificate on electronic equipment so perhaps a word or two on their subject might not be amiss.

Lately the disco audience has been polarising swiftly into two camps; broadly, soul and rock. There has always been a split of this kind but in the last couple of years it has become much worse. The problem now is that if you play two soul records in a row someone with more persistence than imagination will insist on the Rolling Stones or Status Quo.

Conversely, play too much rock and the soul freaks will descend on you breathing fire—their requirements are usually more diverse but no less enthusiastic. Of course, if the event is specifically a soul or rock or

reggae disco this problem will not arise, but you may still find yourselves bombarded with requests for things you have never heard of. Do not fret, but do take a note of what you are asked for and attempt to hear it on your next trip to the record shop.

Do not waste too much time buying up the latest releases; many people, quite understandably, will not dance to anything they have not heard at least a dozen times and by then the record in question is probably available from one of the second-hand shops at half the original price. Always note requests on a piece of paper, whether or not you have the records asked for; not only can you use this to guide your choice of material but it is also much easier to read a dedication from paper than it is to try and memorise it.

COPYRIGHT

Round every record label is the legend "Unauthorised Copying, Public Performance and Broadcasting of this record prohibited", or words to that effect. Most DJs ignore it completely. The organisation concerned with administering the public performance of gramophone records is the Performing Rights Society Ltd., 33 Berners St., London, W1P 4AA, who will send you on request details of the legal position regarding the public performance of gramophone records, the gist of which is that you can please yourself what you do at Johnny's birthday party, and if you are playing somewhere where there is a fee for admission then the onus for obtaining a licence falls on the person hiring you.


CONCLUSION

Don't kid yourself; despite the claims of the advertisers, "easy money earned with our £350 disco console!" (for whom?)—operating a mobile discotheque is really hard work—the public only sees the easy bit. You may not get home till 2 or 3 o'clock in the morning and you'll be worn out when you do.

You will have to put up with requests for records you have played so often you wish they had never been recorded, and you may have to cart your equipment up and down stairs cluttered with people who display as much reluctance to move out of your way as they did to dance to your music. Don't underprice yourself; better to do two discos for £40 than three!

All the same, it can still be a rewarding pastime, and a great deal of enjoyment can be had from your mobile disco, especially when you've built some or all of it yourself. I hope this article has made clear to you something of the art of running a mobile discotheque. Good Luck! ★





A selection of readers' original circuit ideas. It should be emphasised that these designs have not been proven by us. They will at any rate stimulate further thought.

Why not submit *your* idea? Any idea published will be awarded payment according to its merits.

Articles submitted for publication should conform to the usual practices of this journal, e.g. with regard to abbreviations and circuit symbols. Diagrams should be on separate sheets, not inserted in the text.

Each idea submitted must be accompanied by a declaration to the effect that it is the original work of the undersigned, and that it has not been accepted for publication elsewhere.

TV TENNIS SCORE UNIT

The TV tennis Score Unit is designed to attach to the Videomaster TV tennis game, to display the score on the television screen immediately after each goal or point is scored. The score is displayed in the seven segment format, with each score being shown on its own side of the screen, as shown in Fig. 2b. The game progresses until one or other player reaches a score of nine, at which point that player is the winner. This condition is detected by G5, which prohibits the game from proceeding any further. A new game is started by pressing the reset button.

The four input gates (G1 to G4), update each player's score counter (CTR A and CTR B). Switch A is controlled by the Line Sync timing circuits, and switches at the correct time during the sweep, to display each counter score on its side of the screen. The timing circuits consist of two Line "single shots" and three Frame "single shots", and these define the character position and size. The gating at the Video Output (G9 to G18), suitably blanks the seven segment decoded counters to give the correct television screen representation of the score, and also inhibits the display during play.

Fig. 3 shows how the third Line "single shot" (LS3) produces double score, by pulling up LS1, and switches the two-way switch giving "ghost" figures which do not mask the bats or ball.

The prototype was constructed on two d.i.l. circuit board outcuts, which fitted within the lid of the Videomaster unit. The logic is COSMOS throughout, which consumes very little current from the Videomaster batteries.

D. E. Launchbury,
Shirley,
Solihull.

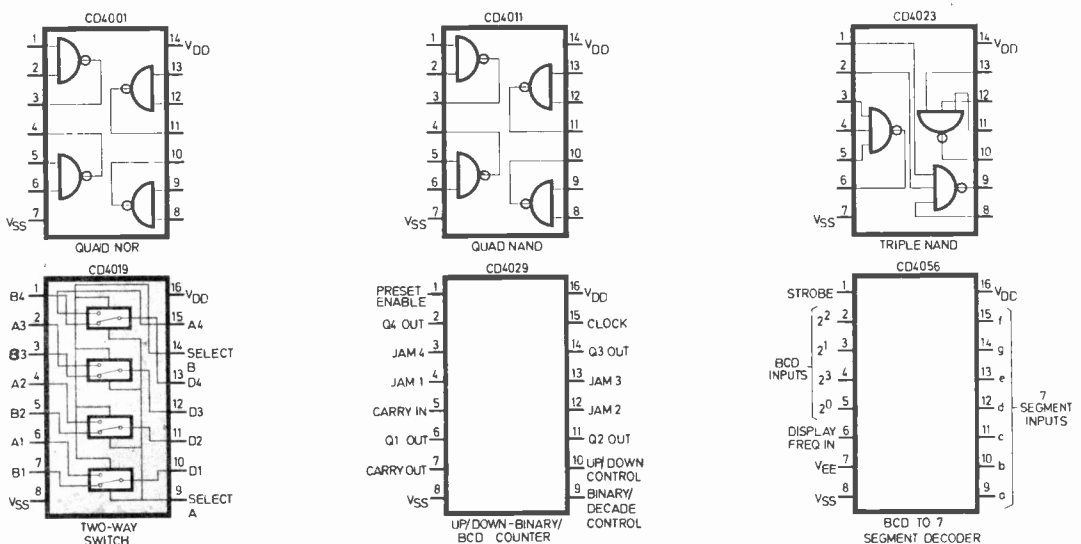


Fig. 1a

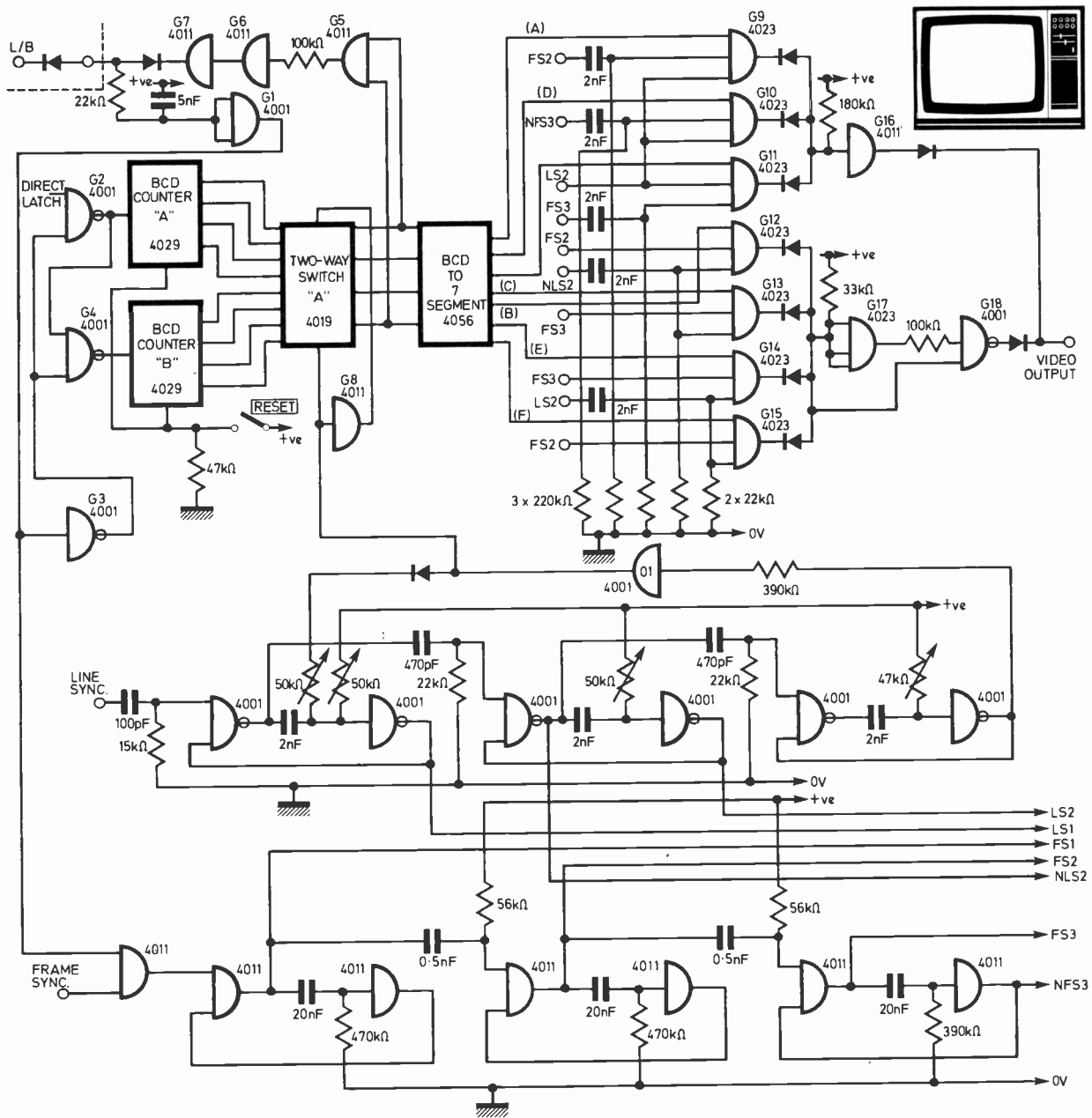


Fig. 1b

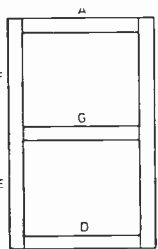


Fig. 2a

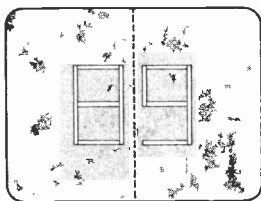


Fig. 2b

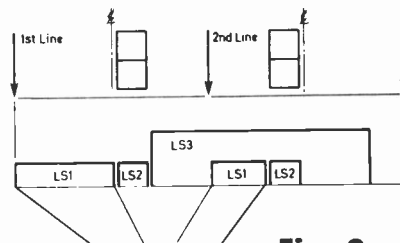
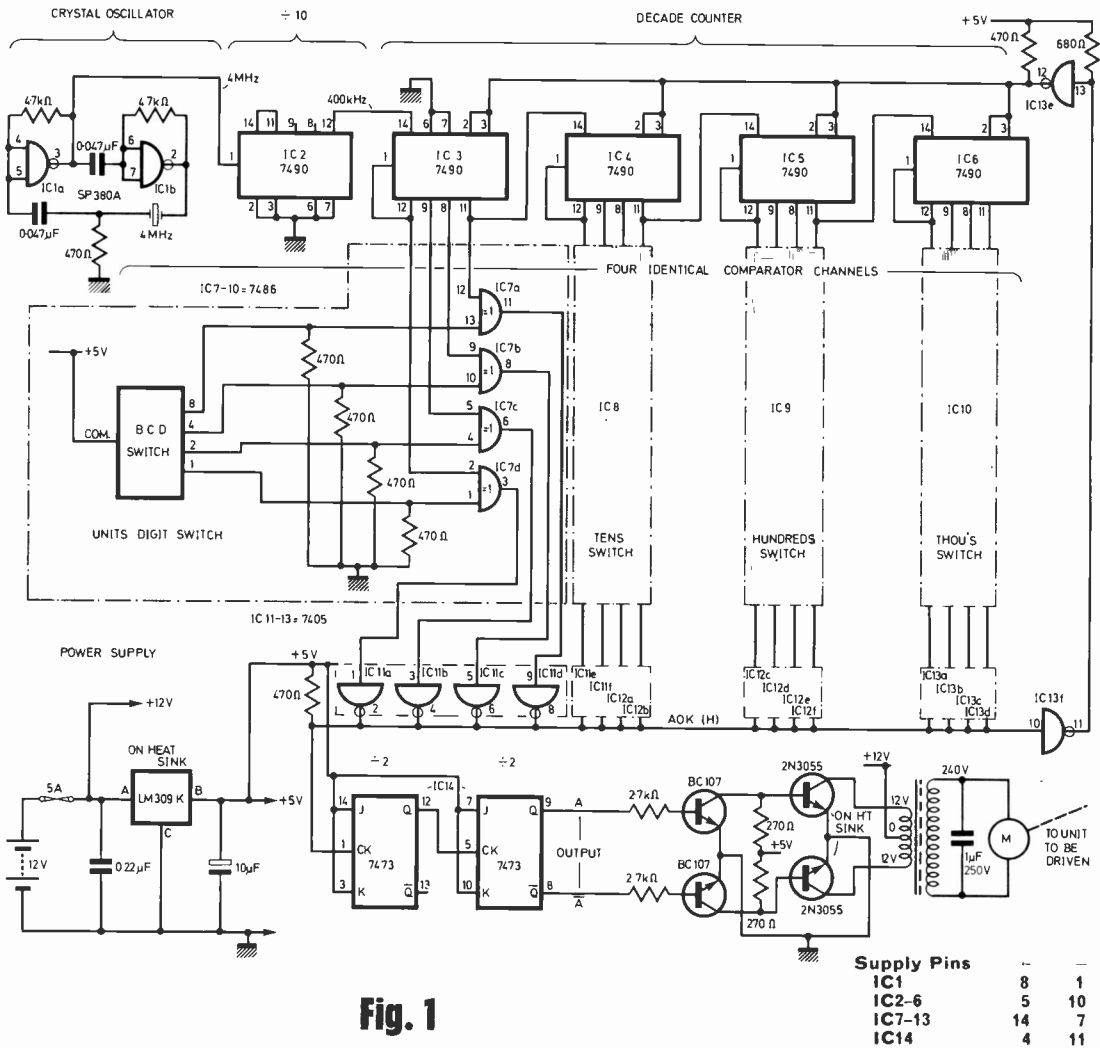


Fig. 3



MOTOR DRIVER



THE circuit in Fig. 1 was originally designed to be highly stable, and to drive a small induction motor at various frequencies, which would in turn drive a telescope at different tracking rates. The circuit was built using readily available cheap components.

Package IC1 forms the oscillator using a 4MHz crystal, and IC2 divides this symmetrically by 10. The 400kHz squarewave is then counted by the line of BCD decade counters (IC3 to IC6), the outputs of which are compared to the outputs of four binary coded switches, parity producing logical 0. Outputs from the 16 EXCLUSIVE OR gates are fed

to a line of inverters. When all the gates show zero (the decade counters have counted up to the number set on the four switches), the AOK line is no longer held low. This condition lasts for 2.5µs, during which time the JK flip-flop toggles, and the counters are cleared after the propagation delay of IC13e and IC13f. This cycle of events continues to repeat itself.

Hence, a number set on the switches, say 2000, will cause the circuit to count up to this figure in 2.5µs pulses, taking 5ms, which is further divided by 4 (IC14) giving a symmetrical squarewave of 20ms (50Hz). Therefore the number set on the switches relates directly to the

wavelength of the output frequency. Current consumption for this part of the circuit is about 390mA depending on the switch settings.

This signal is used to drive the inverter shown, which provides 240 volts to drive the motor. The 2N3055s should be mounted on a heatsink, and also the LM309K.

The circuit has many possible applications, and could be adapted to work outside its present range of 99.99ms to 0.01ms.

A. P. Wilkinson,
Morley,
Leeds

LELECTRONICS

54 Montagu Street, Kettering, Northants. Phone Kettering 83922
shop open Monday to Saturday 9.00 to 6.00; early closing Thursday 1.00 p.m.

TRANSISTORS AND DIODES

AA117	10	BC556	15*	E390	120
AA119	10	BC559	15*	EA900	36
AAZ17	30	BCY36	195	IL74	110
AC126	18*	BCY59	27	IR160	70
AC127	18*	BCY70	15	MJE340	45
AC128	18*	BCY71	15	MJE341	68
AC176	18*	BCY72	15	MJE295	140
AC187	18*	BD106	140	MJE305	110
AC188	18*	BD131	40*	MPP102	30
AD149	50*	BD132	40*	OA41	30
AD181	45*	BD133	42*	OA90	9
AD182	45*	BD135	30	OA91	9
AF114	25*	BD136	50	OA200	10
AF115	25*	BD137	38	OA202	10
AF116	25*	BD138	40	OC29	75
AF117	25*	BD139	40	OC35	50
AF118	45	BD140	42*	OC44	18
AF239	85	BD161	145	OC45	16
BA127	11	BD240	70	OC71	15
BA145	16	BD241	70	OC171	30
BA148	16	BD242	75	OC271	75
BA200	10	BF167	24*	TL17	78
BA151	25	BF173	24*	TL78	78
BB103	45*	BF178	30*	TP131A	50*
BB104	60*	BF179	30*	TP132A	55*
BB105	37*	BF180	35*	TP141A	60
BB106	55*	BF181	35*	TP142A	70
BB109	45*	BF182	35	TP144	320
BB110	45*	BF183	30	TP141	365
BB113	345*	BF185	45	TP142	435
BC107	10	BF194	10	TP145	240
BC107B	13	BF195	10*	TP147	415
BC108	10	BF196	10	TP147	495
BC108B	13	BF197	10*	TIS43	30
BC109	10	BF198	12	ZTX107	10
BC109C	15	BF199	35	ZTX108	10
BC139	17	BF200	30	ZTX109	10
BC140	42	BF225	32	ZTX300	18
BC141	25	BF244	30	ZTX500	15
BC142	25	BF250	30	1N914	5
BC143	25	BF254	30	1N4001	5
BC147	8*	BF255	30	1N4002	5
BC148	8*	BF262	40	1N4003	6
BC149	8*	BF458	57	1N4004	6
BC157	10*	BF464	35	1N4005	6
BC158	10*	BF495	40	1N4006	6
BC159	10*	BF499	28	1N4007	7
BC160	33	BF530	28	1N4148	5
BC161	33	BF534	140	1N5401	13
BC177	15	BFX41	45	1N5404	18
BC178	15	BFX84	27	1N5408	23
BC179	15	BFX85	27	1N5413	20
BC182L	12*	BFX87	28	2N2218	30
BC183L	12*	BFX88	27	2N2219	30
BC184L	12*	BFX88	27	2N2646	55
BC186	25	BFX89	87	2N2904	24
BC187	25	BFY50	16	2N2905	24
BC192L	12*	BFY51	16	2N2926B	10*
BC213L	12*	BFY52	16	2N2926R	10*
BC214L	12*	BFY90	75	2N2926O	10*
BC237	17	BP101	85	2N4301	10*
BC238	17	BPW34	260	2N2926G	10*
BC239	17	BR100	20	2N2053	18
BC261	20	BR101	30	2N3054	45
BC262	20	BRY39	40	2N3055	50
BC307	18	BRV56	50	2N3391	16
BC317	15	BSX21	45	2N3702	14
BC337	15	BSY89	165	2N3704	30
BC338	15	BU108	250*	2N3705	15
BC461	40*	BY127	26	2N3708	48
BC462	40	BY127	20	2N3819	25
BC516	60	BV164	70	2N3820	45
BC517	65	BV187	90	2N3823	40
BC546	45	BV300	30	2N3805	25
BC547	9	BVX36	4	2N5397	58
BC547B	14	BVX94	8	2N5458	130
BC548	12*	E100	40	2N5461	30
BC549	12*	E300	45	2N6027	32
BC556	45	E310	60	40603	60
BB557	15	E420	140	40673	85

Zener diode 1W 3.3V to 200V E24 Series 30p*
Zener diode 400 mW 2.7V to 47V E12 series 12p*
Large Stock of Japanese Transistors

PANEL METERS

RECTANGULAR MODERN STYLE PANEL METERS. Normal size: 60 x 45 mm, mounting depth 40 mm. **£4.30**

0...50µA	0...1mA
0...100µA	0...5mA
0...500µA	0...10mA
0...10mA	0...50mA
0...100µA	0...100mA
50...0.500mA	0...500mA

Large size: 110 x 82 mm, mounting depth 43 mm. **£5.30**

0...30µA	0...50µA
0...100µA	0...200µA
0...100µA	0...500µA

CRYSTALS AND FILTERS

32.768kHz MTQ 32-12	6.00
1.9MHz HC 33-U	3.00
3.2768MHz HC 33-U	3.00
4.194304MHz HC 33-U	3.00
4.7MHz HC 33-U	3.00
6.364088MHz HC 33-U	3.00
27MHz HC 25-U	2.15
39MHz HC 25-U	2.15

CERAMIC FILTERS

SFE 6.0 MA	60
SFE 10.7	70
CFT 455B	70
SFD 455B	78

ELEKTOR KITS

Kits include all the components detailed in the original article together with any additional items specified in subsequent Missing Link columns.
Kits come complete with the EPS printed circuit board(s) where published and suitable power supplies can also be provided on the request if not included in the original design.

VERSATILE DIGITAL CLOCK (E8) Unlike many 'single chip' clocks this design allows the user to extract from the clock timing pulses which may be used to control other appliances. **1099p***

TV SOUND The audio output stage of many domestic TV receivers is rarely Hi-Fi. This project allows the high quality transmitted F.M. sound signal to be fed into a domestic Hi-Fi system. **859p***

VERSATILE LOGIC PROBE (E13) A seven segment display indicates the logic states of the TTL circuits under test. **359p**

LED LIGHT SHOW (E14) A sound to light modulator using light emitting diodes, which could however be replaced with 1.74 oplo selectors to fire track controlled filament bulbs. **820p**

UNIVERSAL OTA PLT (E7) A versatile phase locked loop unit. **475p**

SIMPLE MW RECEIVERS (E9) A straight forward receiver design with no alignment problems. **710p***

DIGIBELL (E14) A novel electronic doorbell which produces the Westminster Chime. **715p***

POLAROID TIMER (E12) The timer incorporates a sensor to compensate for temperature induced variations in the development times of Polaroid films. **459p***

LOUD MOUTH (E18) The loud mouth enables outputs up to 40W to be achieved from a 12V vehicle supply. **1499p**

SENSITIVE METAL DETECTOR (E19) A fresh approach to an old problem which allows rapid and accurate location of even small articles. **830p***

ALBAR (E19) This movement detector can be utilised as an intruder alarm. **1529p***

SIGNAL HORN (E19) Although utilising inexpensive components this unit generates an intense sound. **539p**

ELEKTOR SPECIALS

ABM Fuel Flow Meter 20 l/hr **2480**
Murata Ultrasonic transducer MA 40 LIR **375**
Telephone pick up coil **78**

CAPACITORS ELECTROLYTIC

µF	6.3V	10V	16V	25V	35V	63V
0.47						8*
1.0						8*
2.2						8*
3.3						8*
4.7						8*
			8*	8*	8*	8*
			8*	8*	11*	12*
			8*	8*	11*	12*
			10*	10*	12*	15*
			10*	12*	16*	38*
			150	15*	15*	6*
			220	12*	14*	21*
			330	15*	17*	24*
			470	18*	24*	33*
			1000	21*	27*	38*
			2200	33*	40*	72*
			4700	42*	54*	120*
						150*
						185*

RESISTORS

potentiometers: single gang have nylon shaft.

	1K	5K	10K	25K	50K	100K	250K	500K	1M	1M
Single gang				log and lin					log	30p*
Single gang and DPST		log		log and lin			log			50p*
Tandem			log and lin				log			90p*
Tandem and DPST					N/A		log	N/A		95p*

FIXED

Carbon Film	0.5W	5%	E12	2R2 to 10 M	2*
Wire Wound	2.5W	5%	E24	0.22 R to 270 R	20
Metal Film	0.4W	1%	E96	4R99 to 100 K	25
Metal Oxide	0.5W	2%	E24	10 R to 1 M	18
Wire Wound	17W	5%	E96	1 R to 47.0 R	30

Resistance wire 5 ohms/metre, rated at 2A, for low inductance high wattage resistors. 5/cm
Negative temperature coefficient. Resistance at 25°C.

150R		20	1K	33
AH7		30	10K	33
22K		33	47K	33

Sub miniature preset 0.1W E12 47 R to 2.2 M 1/16 0.1" pitchboard. **10***

TTL

SN74 Series TTL Integrated Circuits

7400	16	7447	72	74132	70
7401	16	7448	75	74136	75
7402	16	7450	16	74137	8*
7403	16	7451	16	74141	70
7404	16	7453	16	74145	70
7405	16	7454	16	74147	130
7406	30	7460	16	74148	130
7407	39	7470	30	74150	150
7408	18	7472	28	74151	75
7409	22	7473	28	74153	80
7410	48	7485	120	74154	135
7411	24	7475	47	74155	80
7412	28	7476	30	74156	80
7413	30	7480	45	74157	80
7414	27	7481	100	74160	100
7415	34	7482	85	74161	100
7416	32	7483	100	74162	100
7417	30	7484	120	74163	100
7418	30	7489	120	74164	120
7420	16	7486	34	74165	120
7422	20	7489	290	74166	120
7423	36	7490	39	74174	120
7424	27	7491	70	74175	80
7425	30	7492	45	74177	80
7426	24	7493	45	74180	80
7427	28	7494	80	74181	300
7428	40	7495	70	74182	84
7430	16	7496	75	74184	100
7432	27	74100	100	74189	320
7437	27	74107	35	74190	150
7438	27	74109	85	74191	150
7440	16	74110	80	74192	100
7441	68	74121	32	74195	100
7442	68	74122	50	74196	180
7443	100	74123	70	74197	180
7444	100	74125	40	74198	250
7445	100	74126	70	74199	210
7446	100	74128	45		

THYRISTORS AND TRIACS

THYRISTORS

1A 400V TO5	75
6A 400V TO220	125
16A 400V TO220	350

DIAC

ER 900 28...32V	36
BR 100	20

TRIACS 400V insulated tab TO220

4 amp	50p	8 amp	80p
6 amp	80p	10 amp	90p

TRANSFORMERS

PRIMARY—240V a.c. (110V available on request)

SECONDARY—Two independent fully isolated secondaries, which may be connected in series or parallel, e.g. 6V 20VA transformer can give either 6V at 3.2A or 12V (8-0-8) at 1.6A

6VA	235	20VA	435
-----	-----	------	-----

Secondary

Volts	Secondary Current	6VA Style	20VA Style
2 x 4.5V	2 x 0.6A	2 x 2.2A	2 x 1.6A
2 x 8V	2 x 0.5A	2 x 1.6A	2 x 1.1A
2 x 12V	2 x 0.25A	2 x 0.8A	2 x 0.6A
2 x 15V	2 x 0.2A	2 x 0.6A	2 x 0.5A
2 x 20V	2 x 0.15A	2 x 0.5A	2 x 0.4A

Subminiature transformers

CMOS

4000	21	4013	60	4040	108
4001	21	4015	93	4040	55
4002	23	4016	83	4050	50
4007	21	4017	93	4061	21
4008	95	4020	120	4069	25
4009	70	4023	21	4081	21
4010	66	4024	85	4093	60
4011	21	4025	21	4528	117
4012	21	4026	200		

ICS

AY-1-0202	master generator	16 dill	830*
CA3080	OTA	705	90
CA3086	transistor array	14 dill	70
CA3090A	decoder	14 dill	520
CA3130T	regulator	TO5	120
HA2405	Quad opamp	16 dill	1600
CM7038A	time base	8 dill	470
L129	5V regulator	TO220	125
L130	12V regulator	TO220	125

LYNX ELECTRONICS (LONDON) LTD

92 Broad Street, Chesham, Bucks. Tel. (02405) 75151

P. & P. 30p—Overseas 90p—Matching 20p per pair.
VAT 8% except * which are 12%. Prices correct at 28 Feb. 1977.

RETURN
POST
SERVICE
ACCESS
WELCOME

Price list 20p

THYRISTORS

PIV	1A	3A	3A	4A	6A	8A	10A	15A	16A
(TO5)	(STUD)	(C106)	(TO220)	(TO220)	(TO220)	(TO220)	(TO220)	(TO48)	(TO220)
200	0.35	0.50	0.45	0.40	0.50	0.60	0.80	1.14	—
400	0.40	0.60	0.50	0.45	0.55	0.65	0.85	1.40	—
600	0.55	0.85	0.70	—	1.00	1.10	1.20	1.40	—
BT106E £1.00,	BT107 £1.60,	BT108 £1.60,	BT109 £1.00,	BT116 £1.00,	BT116 £1.00,	2N3625 £0.50			

TRIACS—Plastic TO-220 Package Isolated Tab

	4A		5A		8.5A		10A		15A	
	(a)	(b)	(a)	(b)	(a)	(b)	(a)	(b)	(a)	(b)
100V	0.60	0.60	0.70	0.70	0.70	0.70	0.83	0.83	1.01	1.01
200V	0.94	0.94	0.75	0.75	0.87	0.87	0.97	0.97	1.17	1.17
400V	0.77	0.78	0.80	0.83	0.97	1.01	1.13	1.18	1.70	1.74
600V	0.86	0.89	1.01	1.10	1.21	1.26	1.42	1.50	2.11	2.17

N.B. Column (a) without internal trigger, (b) with internal trigger.

TTL 7400 SERIES

7400	0-16	7480	0-55
7401	0-16	7482	0-75
7402	0-16	7486	0-32
7403	0-16	7489	2-02
7404	0-18	7490AN	0-49
7405	0-18	7491AN	0-65
7408	0-18	7492	0-57
7409	0-18	7493	0-45
7410	0-16	7494	0-85
7412	0-25	7495	0-67
7413	0-40	7496	0-82
7414	0-72	74100	1-07
7417	0-43	74107	0-35
7420	0-16	74121	0-34
7425	0-30	74122	0-47
7427	0-30	74123	0-65
7430	0-16	74141	0-78
7432	0-28	74145	0-68
7437	0-30	74154	1-30
7441AN	0-76	74164	0-93
7442	0-65	74165	0-93
7445	0-90	74174	1-40
7447AN	0-81	74175	0-94
7448	0-81	74180	1-06
7470	0-32	74181	2-70
7472	0-26	74191	1-33
7473	0-30	74192	1-20
7474	0-32	74193	1-35
7475	0-47	74194	1-20
7476	0-36	74196	1-64

LINEAR I.C.s

301A	0-40*
307	0-55*
380	0-90*
381	1-60*
3900	0-70*
709	0-27
741	0-28
748	0-35
NE555	0-45
NE565	2-00*
NE566	1-50*
NE567	2-00*
CA3045	0-85*
CA3046	0-50*
CA3130	0-75*
MC1303L	0-60*
MC1304	0-85*
MC1307P	0-85*
MC1310P	1-10*
MC1351P	0-75*
MC1352P	0-75*
MC1353P	0-75*
MC1458P	0-77*
MC1496L	0-82*
TAA300A	1-31
TAA310A	1-68
TAA550	0-45*
TAA611B12	1-25*
TAA861	0-65
TBA530	1-85*
TBA530Q	1-85*
TBA560	2-80*
TBA570	0-98
TCA270SQ	1-95*



MEMORIES

2102A-6	3-60
2112A-4	4-75
6508	7-95
2102	2-50
2107	10-00
2112	4-50
2513	8-50
2602	2-50

SPECIAL OFFER SECTION

SG309K 1A TO-3 5V
NPN TO-3 POWER TRANSISTORS
Fully tested but unmarked. Similar to 2N3055 except BVCEO = 50+
HFE (gain) = 20+ at 3A, VCE SAT < 1.3V at 3A
5 pcs £1-00 25 pcs £4-00
50 pcs £7-50 100 pcs £13-00

TIL209 RED LED 10p
ITT BRANDED TRANSISTORS
Medium voltage high gain type BSY65 similar to BC107/8/9
25 pcs £1-20 100 pcs £3-50
TO-3 HARDWARE: Mica, washers, solder tag, nuts, bolts: 50 sets for 65p.

OCP71 1.15
RECTIFIERS DO-4 PACKAGE
10A 50V 0-40 Phase specify
10A 100V 0-45 Polarity
10A 200V 0-50 Stud Cathode or
10A 400V 0-60 Stud Anode
Ideal for Power Supplies, Inverters etc.

CLOCK CHIPS

MM5314	3-25
MM5316	3-85
AA-5-1224A	3-25
AA-5-4007D	3-95

I.C. SOCKETS

8 PIN	0-13
14 PIN	0-14
16 PIN	0-15
24 PIN	0-15
40 PIN	0-80

REGULATORS

723	0-45	LM340-5	1-50
7805	1-50	LM340-12	1-35
7812	1-50	LM340-15	1-35
7815	1-50	LM340-18	1-35

OPTOELECTRONICS

DISPLAYS	
704	0-99
707	0-99
727	1-95
728	1-95
747	1-80
750	1-80
L.E.D.	
2 RED	0-13
2 GREEN	0-20
2 CLEAR	0-10

DIODES

BA145	0-14*	BX261 SERIES	0-26
BA148	0-13*	BX283 SERIES	0-11
BA155	0-13	OAS	0-11
BA156	0-12	OA10	0-10
BA157	0-22	OA85	0-12
BA158	0-22	OA90	0-08
BA159	0-25	OA91	0-08
BY206	0-15	OA200	0-08
BY207	0-28*	IN814	0-04*
BYX26-300	0-12	IN4001	0-04*
BYX36-600	0-15	IN4002	0-05*
BYX36-900	0-18	IN4003	0-06*
BYX36-1200	0-21	IN4004	0-07*
BYX36-300	0-50	IN4005	0-08*
BYX36-600	0-55	IN4006	0-09*
BYX36-900	0-60	IN4007	0-10*
BYX36-1200	0-65	IN4148	0-04*

PRINTED CIRCUIT KIT £3-65

Make your own printed circuits. Contains etching dish, 100 sq.in. of pc board, 1lb ferric chloride, etch resist pen, drill bit and instructions.

JC12 AMPLIFIER

6W IC audio amp with free data and printed circuit. £1-95



DELUXE KIT FOR JC12

Contains extra parts except JC12 needed to complete the amp including balancing, volume, bass and treble controls. Mono £2-19. Stereo £5-04.

JC12 POWER KIT

Supplies 25V 1A £3-65.

JC12 PREAMP KITS

Type 1 for magnetic pickups, mics and tuners. Mono £1-35. Stereo £2-70. Type 2 for ceramic or crystal pickups. Mono 88p. Stereo £1-76.

SINCLAIR IC20

IC20 10W + 10W stereo integrated circuit amplifier kit with free printed circuit and data £4-95. PZ20 Power supply kit for above £3-85. V20 Volume, tone-control and preamp kit £8-55.

JC40 AMPLIFIER

New integrated circuit 20W amplifier kit complete with chip, printed circuit and data £3-95.

FERRANTI ZN414

IC radio chip £1-44. Extra parts and pcb for radio £3-85. Case £1. Send S.A.E. for free data.

BATTERY ELIMINATOR BARGAINS

RADIO MODELS

50mA with press-stud battery connectors. 9V £3-45. 6V £3-45. 9V + 9V £5-45. 6V + 6V £5-45. 4 1/2V + 4 1/2V £5-45.

CASSETTE MAINS UNITS

7 1/2V with 5 pin din plug. 150mA £3-65.

3-WAY MODELS

With switched output and 4-way multi-jack connector. Type 1 3 1/4V/6V at 100mA £2-30. Type 2 6 7/8V/9V at 300mA £2-90.

FULLY STABILIZED MODEL £5-45

Switched output of 3 1/2V/9V stabilised at 400mA

CAR CONVERTERS £5-10

Input 12V d.c. Output 6 7/8V/9V d.c. 1A stabilized.

BATTERY ELIMINATOR KITS

Send S.A.E. for free leaflet on range
100mA radio types with press-stud battery terminals
4 1/2V £2-10. 6V £2-10. 9V £2-10. 4 1/2V + 4 1/2V £2-50.
6V + 6V £2-50. 9V + 9V £2-50
100mA cassette type 7 1/2V with 5 pin din plug £2-10.
Transistor stabilised 8-way type for low hum
3/4V 6 7/8V 9V 12V 15V 18V 100mA £3-20. 1A £6-50.
Heavy duty 4 1/2-way types 4 1/2V 6 7/8V 9V 12V 15V 18V 1A
21 25 28 34 42V. 1A Model £4-95. 2A model £7-95.
Car converter kit Input 12V d.c. Output 6 7/8V/9V d.c. 1A
transistor stabilized £1-95.

MILLER KITS

5 transistor highly stabilized power units. Switched 1-30V in 0-1V steps. Send S.A.E. for free leaflet. 1A kit £12-45. 2A kit £14-95. Case £2-95 extra

MAINS TRANSFORMERS

6-0-6V 100mA 94p. 9-0-9V 75mA 94p. 18V 1A £1-95.
0-12-15-20/24/30V 1A £3-65. 12-0-12V 50mA 94p.
0-12-15-20/24/30V 2A £4-95. 6-3-6V 1 1/2A £2-10. 6-0-6V 1 1/2A
£2-55. 9-0-9V 1A £2-19. 12-0-12V 1A £2-19. 15-0-15V
1A £2-69. 30-0-30V 1A £3-39.

S-DECS AND T-DECS

S-DeC £3-61.
T-DeC £3-61.
µ-DeC £3-97.
µ-DeCB £6-97.
IC carriers
with sockets 16 dit £1-91. 10T05 £1-79.



SINCLAIR CALCULATOR AND POCKET TV

Sinclair pocket TV £165. Cambridge Scientific £3-95. Cambridge Memory £5-95. Oxford Scientific £3-30. Mains adaptors (State model) £3-20. Assembled grey watch with free stainless steel bracelet £16-45. White watch £13-95.

SINCLAIR PROJECT 80 AUDIO MODULES

PZ5 EA-95. 240 £5-75. Project 8050 £20-95.

BI-PAK AUDIO MODULES

S450 tuner £20-95. AL60 £4-60. PA100 £14-95. MK60 audio kit £31-95. Teak 60 £12-95. Stereo 30 £16-95. SPM80 £3-95. BMT80 £3-62. Send S.A.E. for free data.

SAXON ENTERTAINMENTS MODULES

SA1208 £16-95. SA1204 £11-95. SA608 £11-45. PM1201/8 £10-95. PM1202/8 £10-95. PM1204/4 £12. PM1202/4 £19. PM601/8 £12.

SWANLEY ELECTRONICS

Dept. PE, PO BOX 68, 32 Goldsel Rd., Swanley, Kent

Mail order only. We will not serve callers under any circumstances. Post 30p on orders under £4.50, otherwise free. Prices include VAT. Official orders welcome. Overseas customers please deduct VAT. Send S.A.E. for free leaflets on kits.

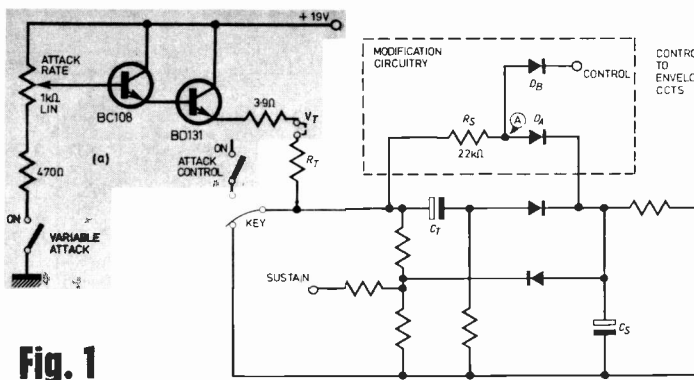


Fig. 1

JOANNA MODIFICATION

BY means of simple modifications. The PE "Joanna" by A. J. Boothman, may be given an alternative organ sound. Figure 1 shows one Joanna envelope circuit. One resistor (RS), and two diodes (DA and DB) are added to each key circuit, and one control switch with pull-up resistor are common to all sixty-one circuits. A switch is also added to the 19 volt connection to the keyswitch busbar, labelled *attack control*.

With the *organ* switch "on" and the *attack control* "off", when a key is depressed CT charges through RT but has no effect on the signal output. CS charges through RT, RS and DA, up to about +5 volts, at which point DB conducts and prevents any further increase in voltage. When the key is released, the discharge of CS is via the normal path, variable by means of the sustain pedal. When the *organ* switch is "off", diode DB clamps point A to about +0.7 volts, and prevents CS charging through DA.

The result of this is an output signal which rises slowly; remains constant as long as the key is held down, and fades out slowly when the key is released. There are now a number of variations in the sound available. Resistor RS determines the rate of attack, and may be between 10kΩ and 100kΩ as required. A variable attack time may be provided by varying VT as shown in Fig. 1. With both *organ* and *attack control* switches "on", the keyboard touch sensitivity gives a further increase in the speed of attack. The organ output level may be varied by altering the clamp voltage of DB (as in Fig. 2), and when set to a low level gives the familiar organ percussion sound.

If the organ control line and +19 volt keyswitch busbar are split into two at note 25, with suitable switching the lower two octaves can play the organ, and the top three octaves can play the piano, or vice versa. In this case it is advisable

to provide two separate organ level controls, otherwise the piano can be drowned by the organ sound. Extra filters to give the "flute" organ voice are also useful, especially when sustained chords are played in the lower octaves.

The above modification adds less than five pounds to the cost of the Joanna. However, for anyone who is prepared to completely rebuild the master oscillator board, a circuit is given in Fig. 3 which includes vibrato, and the possibility of switching to 2, 4, 8, or 16 foot pitches as required. The higher pitches, used with the *organ stop*, slow *attack*, and *vibrato*, give a useful "string synthesiser" sound. As the frequencies of the piano filters are fixed, alternative voice filters are required to make the best use of the higher pitches. The pitch selector inputs are shown in Table 1.

If miniature resistors have been used, there is room on the envelope boards for the extra components.

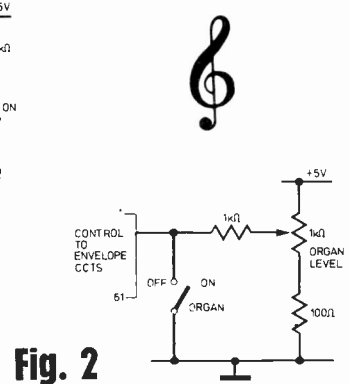


Fig. 2

Three extra holes are drilled for each envelope circuit, and RS fits between R57 and C16, DA between D12 and D17, and DB between D17 and R72 with a bend in the anode lead to pass between R57 and D17. The DB cathodes are strapped together on the copper side of the board, using uninsulated wire, and are brought out to a Veropin near the +5 volt connection.

All earth wiring should be as low resistance as possible, otherwise the discharge of CT when a key is released, can cause a "thump" to be heard! Finally, a warning is given that heavy vibrato, when using one of the piano stops can produce a most sickening sound.

D. A. Boyd,
Walton,
Liverpool.

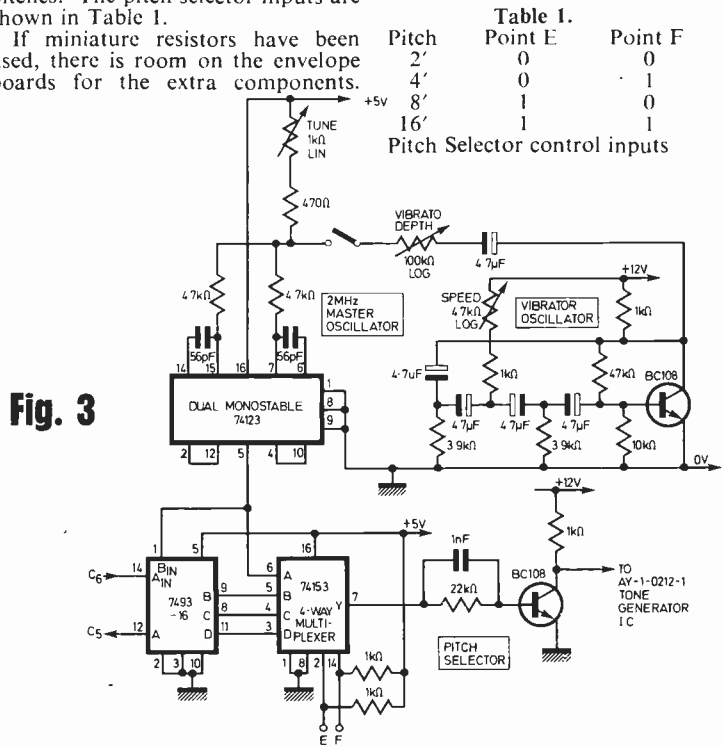


Fig. 3

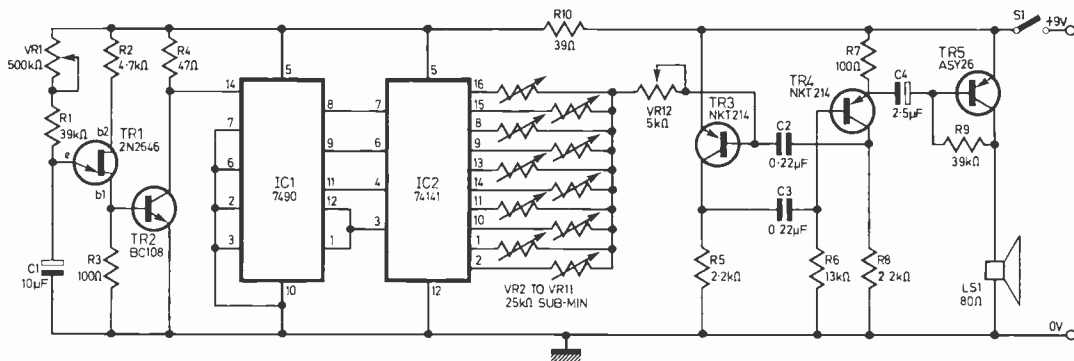
Pitch	Point E	Point F
2'	0	0
4'	0	1
8'	1	0
16'	1	1

Pitch Selector control inputs



PROGRAMMABLE MELODY GENERATOR

Fig. 1



THE melody generator shown in Fig. 1, makes use of subminiature preset resistors acting as a small analogue "memory bank", enabling a short tune to be stored. A continuous cycle of ten notes of equal duration is produced, permitting a considerable variety of simple tunes to be set up.

The overall circuit consists of three blocks; a pulse generator, a decade counter, and an audio frequency oscillator driving a loudspeaker. The decade counter consists of two TTL i.c.s which require a power supply of 4.5 to 6 volts. This is derived from the 9 volt supply via resistor R10.

The pulse generator comprises TR1 and TR2, and is powered by the same 5 volt supply line used by the i.c.s, to avoid too high a voltage being applied to the input of IC1 from the collector of TR2. TR1 is a unijunction transistor operating as a relaxation oscillator producing pulses at intervals dependent on the setting of VR1 (approx. 0.5 to 5Hz with specified values). This pulse is boosted

by TR2, which operates as a switching transistor to advance the decade counter.

The counter consists of IC1 and IC2, in which the former counts the pulses appearing at pin 14, and represents the count in binary at pins 12, 9, 8 and 11. The 7490 counts from zero, and may be reset to zero after any number. As wired in Fig. 1 the circuit resets to 0 after 9 in order to make full use of IC2. The latter i.c. converts the binary output of IC1 to decimal in the ten output lines, each one sequentially dropping to almost the potential of the negative supply rail, while the other nine remain at very high resistance.

Transistors TR3 and TR4 form an oscillator producing an audio frequency square wave which is amplified by TR5 and fed to the loudspeaker. Frequency may be varied by changing the time constant at the base of TR3. Thus by connecting ten different resistances in the outputs of IC2, the time constant at TR3 base, and therefore the frequency of oscillation, will change as the decade counter

goes through its cycle. By making these resistors independently variable, a tune may be programmed into the device.

To ensure that the multivibrator will oscillate when the presets are at their minimum setting, VR12 is used to provide a threshold resistance so that each preset may cover two full octaves.

A note may be blanked by inserting a slip of paper between the wiper and track of the relevant preset. A good tune to start with is the chime of Big Ben: A F G C blank C G A F blank.

The most obvious application of the unit is a doorbell. Callers, and the constructor can both be kept entertained by ever changing themes. Alternatively the unit might be included in a communication system as a station identifier. The prototype ran from a 6 volt 100mA mains power pack, but would work from a 9 volt battery.

J. R. Skeels,
Upminster,
Essex.

POINTS ARISING

DIGITAL VOLTMETER (April 1977)

In the specification table, the figure for accuracy should read 0.1mV per °C.

PE SUPPLEMENT "PUTTING IT TOGETHER" (April 1977)

In the section on Wiring Pens, it was stated that only one colour of wire was available. This is incorrect. The Verewire system offers four different colours.

SOLAR HEATING CONTROLLER (February 1977)

The relay contact RLA1, connected across R5, should be a normally closed contact, shorting out R5 until the relay has operated.

The value of R5 may need to be reduced, depending upon the type of relay used. In some cases, a value as low as 22Ω has been found necessary to ensure reliable operation.

HAZARD WARNING FLASHER (November 1976)

A reader has pointed out to us a potential danger in this unit. If the hazard flasher is switched on whilst the turn indicator switch is not returned to the off position, power can be fed back through the latter switch into the ignition system, possibly causing damage.

This may be overcome by inserting a diode in series with the live supply feed to S1 in Fig. 1, with polarity appropriate to the car's electrical system (anode to supply for negative earth systems, and vice versa). A 10A device is required, such as the RS Components 261-019, mounted on a suitable heat-sink with an insulating kit.

pH METER (March 1977)

As a result of the pH Meter featured in our March 1977 edition, Uniprobe Instruments Ltd have made a special offer to the PE reader, of the combination glass and reference electrode used with their 300 series pH meters.

Suitable for the PE pH Meter, this probe set is available at the special price of £9.50 including VAT, from:

Uniprobe Instruments Ltd, Clive Road, Cardiff, CF5 1HG.

CONTROL DRILL SPEEDS

DRILL CONTROLLER

Electronically changes speed from approximately 10 revs to maximum. Full power at will operated by finger-tip control. Kit includes all parts, case, everything and full instructions. £3.45 including post & VAT. Made up model £1.00 extra.

MAINS TRANSISTOR PACK

Designed to operate transistor sets and amplifiers. Adjustable output 6v., 9v., 12v. volts for up to 500mA (class B working). Takes the place of any of the following batteries: PP1, PP3, PP4, PP6, PP7, PP9 and others. Kit comprises: main transformer rectifier, smoothing and load resistor condensers and instructions. Real snip at only £1.50 VAT & postage 50p.

RADIO STETHOSCOPE

Easiest way to fault find, traces signal from aerial to speaker, when signal stops you've found the fault. Use it on Radio, TV, amplifier, anything. Complete kit comprises two special transistors and all parts including probe tube and crystal earpiece. £2.95, twin stetho-set instead of earpiece. £1.00 VAT and postage incl.

MICRO SWITCH BARGAINS

Rated at 5 amps 250 volts, ideal to make a switch panel for a calculator and for dozens of other applications.

Parcel of 10 for £1.00, VAT and post paid.

MAINS OPERATED SOLENOIDS

Model TT2—small but powerful 1in. pull—approx. size 1 1/2 x 1 1/2 in. £1.00

Model 4001—1in. pull. Size 2 1/2 x 2 1/2 in. £1.50

Model TT10—1 1/2 in. pull. Size 3 x 2 1/2 in. £3.50

Prices include VAT & postage.

SOUND TO LIGHT UNIT

Add colour or white light to your amplifier. Will operate 1, 2 or 3 lamps (maximum 450W). Unit in box all ready to work. £7.95 plus 95p VAT & Postage.

RELAY BARGAIN

Type 600 relay with twin 500 ohm coils which may be joined in series or parallel thus relay will operate off voltages between 5 and 30 volts DC. Price 44p each, 10 for £4 post and VAT paid.

MULTISPEED MOTORS

Six speeds are available 500, 650, 1,100 r.p.m. and 7,000, 9,000 and 11,000 r.p.m. Shaft is 1/2 in. diameter and approximately 1 in. long. 230/240V. Its speed may be further controlled with the use of our Thyristor controller. Very powerful and useful motor size approx. 2 in. dia x 5 in. long. Price £2.00 including Post & VAT.

SWITCH TRIGGER MATS

So thin is undetectable under carpet but will switch on with slightest pressure. For burglar alarms, shop doors, etc. 24in x 18in £2.33. Post & VAT 60p.

13in x 10in £1.85. Post & VAT 50p.

SPIT MOTOR WITH CARTER GEAR BOX

Probably one of the best spit motors made. Originally intended to be used in very high priced cookers however this can be put to plenty of other uses, for instance your garden barbecue or to drive a tumbler for stone polishing; in fact, there are no ends to its uses. Normal mains operation. £3.25 including POST & VAT.

ROOM THERMOSTAT

Famous Satchwell, elegant design. Intended for wall mounting. Will switch up to 20 amps at mains voltage. covers the range 0-30°C. Special snip this month £2.50, post and VAT paid.

MULLARD AUDIO AMPLIFIERS

All in module form, each ready built complete with heat sinks and connection tags, data supplied

Model 1153 500mW power output £1.50 including Post & VAT.

Model 1172 1W. power output £1.85 including Post & VAT.

Model EP9000 4 watt power output £2.90 including Post & VAT.

EP 9001 twin channel or stereo pre-amp. £2.90 including Post & VAT.

NEED A SPECIAL SWITCH

Double lead contact. Very slight pressure, closes both contacts 12p each. Plastic pushrod supplied for operating. 10p each. 10 for 88p.

INFRA RED BINOCULARS

Made for military purposes during and immediately after the last war to enable snipers, vehicle drivers, etc. to see in the dark. The binoculars have to be fed from a high voltage source (5KV approx.) and providing the objects are in the rays of an infra red beam then the binoculars will enable these objects to be seen. Each binocular eye tube contains a complete optical lens system as well as the infra red cell, technical data on which is available. The binoculars are unused, believed to be in good order. In fact they were never issued, but since they were made a long time ago they can hardly be called new. Sold without guarantee. Price £17.50 per set. Post & VAT £2.50.

SMITHS CENTRAL HEATING CONTROLLER

Push button gives 10 variations as follows (1) continuous hot water and continuous central heating (2) continuous hot water but central heating off at night (3) continuous hot water but central heating only for 2 periods during the day (4) hot water and central heating both on but day time only (5) hot water all day but central heating only for 2 periods during the day (6) hot water and central heating on for 2 periods during the day (line only—then for summer time use with central heating off (7) hot water continuous (8) hot water day time only (9) hot water twice daily (10) everything off.

A handsome looking unit with 24-hour movement and the switches and other parts necessary to select the desired programme of heating. Supplied complete with wiring diagram. Originally sold we believe at over £15—we offer these, while stocks last at £7.50 each including VAT and postage.

MULLARD UNILEX

A mains operated 4 + 4 stereo system. Rated one of the finest performers in the stereo field this would make a wonderful gift for almost any one in easy-to-assemble modular form and comes with a pair of Goodmans speakers this should sell at about £30—but due to a special bulk buy and as an incentive for you to buy this month we offer the system complete at only £14.00 including VAT and postage.

250 WATT TRANSFORMER

Heavy duty power transformer which can be used for many purposes. Rated at 250 watts it is very well built with frames for upright mounting and is varnish impregnated. Its primary is for 230/240 volts 50 cycles, it has four secondaries which 10v very high current windings. Just a few of the circuits it can power are: single 10v at up to 12 amps; 20-0-20v at up to 6 amps; single 10v at 25 amps; 10-0-10v at 124 amps; single 30v at 9 amps, single 40v at 6.5 amps. The transformer can be used for power circuits (charging, etc.) or for amplifiers, there being an earth screen between primary and secondaries. A transformer like this today would cost at least £15 from the makers, however, we are making a special offer at £5.95. Post & VAT Paid. Grab some while you can our stock may not last long.

SHORTWAVE CRYSTAL SET

Although this uses no battery it gives really amazing results. You will receive an amazing assortment of stations over the 19, 20, 31, 39 metre bands. Kit contains chassis front panel and all the parts £1.90—crystal element 55p including VAT and postage.

8 POWERFUL BATTERY MOTORS

For models, Meccano's, drills, remote control planes, boats, etc., etc. £2.00.

ROTARY PUMP

Self priming, portable fits drill or electric motor, pumps up to 200 gallons per hour depending upon revs. Virtually uncorrodable, use to suck water, oil, petrol, fertilizer, chemicals, anything liquid. Hose connectors each end. £2.00 Post Paid.

MOTORISED DISCO SWITCHES

With six 10 amp changeover switches. Multi adjustable switches are rated at 10 amp each so a total of 2000w's can be controlled and this would provide a magnificent display. For mains operating £4.25 post & VAT Paid. Ditto 9 switch £4.95 Post & VAT Paid. DITTO BUT 12 SWITCH £5.75 POST & VAT PAID.

MAINS RELAYS

With triple 10 amp changeover contacts operating coil wound for 230 volts AC, chassis mounting, one screw fixing, ex unused equipment 60p each, 10 for £5 post and VAT paid.

TWIN OUTPUT POWER PACKS

These have two separately R.C. smoothed outputs so can operate two battery radios or a stereo amp without cross modulation (they will of course operate one radio/tape cassette/calculator, in fact any battery appliance, and will save their cost in a few months). Specs: Full wave rectification, double insulated mains transformer—total enclosed in a hard P.V.C. case—three core mains lead—terminal output—when ordering please state output voltage 41v, 6v, 71v, 9v, 12v or 24v. Price £3.95. Post and VAT included.

CAR STARTER

Most drivers who use their car around town find that on a very cold morning they have difficulty in starting because the battery has not fully charged in it. This always seems to happen on the morning when you are in a particular hurry so a charger/starter is well worth having. Our kit for this comprises: a heavy duty 250W transformer and full wave rectifier which for short periods will deliver 20 amps. This is usually enough to get the car started, directly it has started of course it can be disconnected from the battery as the car's internal charger will take over. Special offer price of this is £6.50p including post and VAT.

TERMS: Where order is under £6 please add 50p surcharge to offset packing expenses

J. BULL (ELECTRICAL) LTD.

(Dept. P.E.), 103 TAMWORTH ROAD, CROYDON CR9 1SG.

ITS FREE!

Our monthly Advance Advertising Bargains List gives details of bargains arriving or just arrived—often bargains which sell out before our advertisement can appear—its an interesting list and its free—just send S.A.E. Below are a few of the Bargains still available from a recent list.

100 watt Mains Transformer. 340v 50hz primary wound in separate halves, primary core. This has three secondaries 24-0-24v, 0-49v and 0-88v tapped to 80v. Any one of these secondaries may be loaded up to the 100 watts or the load can of course be spread over to all the secondaries. Upright mounting, impregnated and varnished. Size 7" x 3 1/2" x 3". Price £3.50 + 28p. Post 80p + 3p.

Connector Strip for Push on tags. 7 pole, each pole accepting 6 push on tags on strong plastic base with fixing holes. Price 45p + 4p.

Stereo Flex twin screen fig. 8 type. PVC insulated over 100 metres for £1 + 8p.

Latching Relay by Guardian Electric, mains operated it is in fact two relays mounted on a metal base plate. The relays being mounted in such a way to ensure that when one closes the other opens and vice versa thus when closed relay A would remain locked until manually released or electrically released by energising relay B. Each relay has 2 sets of 10 amp changing over contacts. Should be ideal for burglar alarms and similar applications. Price £1.95 + 16p.

Connecting Wire. 7 Stranded PVC insulated on 500 metre drums, 6 different colours available, Price £4 per 500 metres + 32p. Post £1 + 8p.

Photo Multiplier Tube. American RCA, type no. 4555. These tubes have a gain of a million or more, regular price over £20 but we offer these brand new at £4.50 + 36p.

Mains Motor—double ended with normal mounting feet, ideal for small fan heater, etc. Price 75p + 6p. Post 30p + 3p.

Magnetic Clutch xerox ref. nos. 121 5494 and PN 866-10. This is a two part device, the main section with the coil fits to the spindle of the machine and the break plate only has to be mounted close to the main section. Price £3.00 + 24p. Post 30p + 3p.

Photo Multiplier Tube. American RCA, type no. 4555. These tubes have a gain of a million or more, regular price over £20 but we offer these brand new at £4.50 + 36p.

Push Button Double Changeover Switch. Honeywell type No. 14 DMG. Contact rated at 10 amps 250 volts, a tough spring return switch infinitely strong enough to be used as a foot switch. Price 50p + 4p.

Clockwork Time Switch for delaying switch for up to 12 hours. Being clockwork this is independent of the mains and is therefore ideal for remote places, worked by batteries. Front dial, which is calibrated in hours, is turned through the required degrees together with preset time up to 12 hours. Double pole switch rated 15 amps 30 volts. Price £3.00 + 24p.

Delay Switch electrically operated—will give delay of up to 2 hours contact suitable for 2 x 10 amp appliances. Price 75p + 6p.

Open Type Relay with 10 amp Changeover contacts. Mains operated coil, ex-equipment but perfect. Price 50p + 4p.

Portable Radio Case, size 11" x 8" x 3 1/2", mounting studs for standard 5" speaker and panel take the normal three controls. Price £1.50 + 18p. Post £1 + 12p.

Tuning Dial, fits normal slow motion type condenser suitable for above cabinet. Price 50p + 6p. Self adhesive scale L & M. Price 25p + 3p.

Disc Black Light Lamp. We have just received a new delivery of these 175w ultra violet lamps but regret to say that the price has increased and the new price is now £6.75 + 88p. Post £1.00 + 12p.

For the benefit of our readers not knowing this lamp we wish to point out that it is probably the most useful ultra violet lamp available especially for disco work as it does not require choke or starter. It can simply be plugged into the nearest lamp holder. It is a true black light and has proper "Woods" filter glass.

Ferric Chloride Crystals for etching copper, making printed circuit boards, etc. Special purchase enables us to offer this in 1lb bags at 50p + 4p + 20p + 2p.

7 Digit Counter. Another special purchase enables us to offer this mains operated counter for only about a quarter of its proper price. It works off 240v 50hz mains and requires no step down. There is only one point about this that is it counts in even numbers only, 2, 4, 6, 8, 10, etc. If you want to count single you must divide the final figure by 2. Price 50p + 4p. Post 10p + 1p.

2kw Heater Assembly. Spiral elements in metal frame, size 6 1/2" x 2 1/2" elements can be tapped so can be used for 1kw or 2kw. Unusual shape, looking at it sideways the frame looks rather like a ship's ventilator. Probably made for some well known fan heater. Price £1 + 8p. Post 30p + 3p.

Stereogram Cabinet. Long low modern teak veneered cabinet approximately 42" x 15" x 5" probable cost to make today over £20. We have a few of these, they are slightly second, at prices ranging from £5 each, depending on condition—sorry but these are for callers only.

Digital Display Unit (Digitizer). A precision made instrument which is basically a moving coil voltmeter. Instead of having a pointer, however, the scale is punched out with numerals, 0, 1, 2, 3, 4 and so on. When you apply a voltage for instance 8 volts—fig. 8 comes in front of a lamp and is focussed on to the screen. This device which must have cost small fortune to develop and make can also be used for a variety of other purposes. Voltage regulation by making beam of light trigger a photocell, etc., etc. Price £5 + 40p. Valves—send for your requirements, most types in stock.



TRAMPUS ELECTRONICS LTD

58-60 GROVE RD.
WINDSOR, BERKS.
SL4 1HS.
TEL. 54525

ADD 8% VAT TO PRICES MARKED *
ADD 12% TO ALL OTHER PRICES.
OR AS CURRENT VAT LEGISLATION
SEND C.W.O. (EXCEPT GOV'T DEPT)
POST & PACKING 20P FOR THE U.K.
BARCLAYCARD & ACCESS BY POST
OR £5 MIN ON TELEPHONE ORDERS.
NEW CATALOGUE LIST FREE S.A.E.
MONEY BACK IF NOT SATISFIED.

FAST SERVICE



ON EX-STOCK ITEMS
NORMALLY 24 HOURS



SEVEN SEGMENT LED DISPLAYS
BRIGHT DL707 COM ANODE &
DL747 0.6" JUMBO CA £1.25*

DIGITAL CLOCK IC 51224 £4*
ZENON STROBE TUBES £4 & £7*

RED LEDS 10P.

RED LEDS 209 STYLE 0.125"
OR 0.2" DIA. NO CLIP 10p*

T11209 RED LED & CLIP 12p*
BIG 0.2" RED LED & " 14p*
GREEN OR ORANGE LEADS 29p*
ORP12 54p*2N5777/0CP71 34p*

TRAMPUS
THE GREAT
BRITISH
DISTRIBUTOR



INDUSTRIAL, EDUCATIONAL, TRADE
& EXPORT SUPPLIED. SEND FOR
OUR FREE CATALOGUE LIST SAE
MANUFACTURERS EXCESS STOCKS
PURCHASED. DISCOUNTS 10% OFF
100 sp. 15% OFF 1000 up....

TOP DISCOUNTS.

INTEGRATED CIRCUITS

555 TIMER	34p*	LM380(60745) £1
556 2 x 555	90p*	LM381 Preamplifier
703 RF/IF AMP	29p	LM3900 4xOPA 53p*
709 TO99 or DIL26p		WC1303 2xPre £2
710 DIL14	35p*	MC1310 stereo£2
723 Regulator	14p*	MC1312P SQ £1.70
741 DIL 8pin	21p*	MC1330 75p
741 DIL 14pin	31p*	LM1339 Preamplifier
741 TO99	33p*	MFC4000B 1w £2p
747 DUAL 7 pin	69p*	MFC6030
748 DIL 8 pin	32p*	NE536 FETOPA £2
7805 5VIA+regfl.35*		NE540 or 550 £2
7812 & 7815eatl.40*		NE555 TIMER 34p*
76013 6W AF £1.50		NE556 2x555 90p*
AY51224 CLOCK £4*		NE560/1/2/5/6/7/3
CA3046	54p*	SN72741 as 741
ICL8038 Sigen £4*		SN76660 IF 74p
LM300H	£1*	SN76611 IF £1
LM301A DIL 8	33p*	TBA800 SW AF 84p
LM309K 5V reg £2*		TBA810 7W AF 94p*
LM309H TO5 can £1*		ZN414 Radio £1.19
LM318 70VusOPA £3*		NEW 1466/69 £4

CMOS

4000 14p*	7400 12p*
4001 15p*	7401 13p*
4002 16p*	7402 15p*
4007 16p*	7404 19p*
4009 50p*	7408/10 18p*
4011 16p*	7413 29p*
4012 17p*	7440 16p*
4049 50p*	7441 71p*
4069 20p*	7442 72p*
4501 26p*	7447 79p*
4511/1.65*	7470/72 27p*
4528 £1*	7473/74 31p*
4543 £2*	7475/36 35p*
4553 £5*	7486 35p*

TTL

7480 39p*
7491 75p*
7492/93 45p*
7495/96 72p*
74100 £1.25*
74107 32p*
74121 29p*
74123 69p*
74141 74p*
74145 85p*
74147 £2.50*
74151 75p*
74154 £1.40*
74196 £1.50*

DIL SOCKETS PROFESSIONAL QUALITY
8pin, 14pin & 16pin ALL 12p ea *
SOLDERCONS 100 49p* 1000 £3.95*

NEW LOW PRICES.

TRANSISTORS AND DIODES

INS BUSH SET 5p ea*	TIP31/32 50p*
MATCING 90p Pr*	TIP31C32c68p*
AC127/8 176 15p*	TIP41/42ea 66p*
AD161/162 ea36p*	TIP41c42c £1.50*
BC107	TIP2955 69p*
BC107B	TIP3055 65p*
BC108	TIS43 UJT 26p
BC108B or C 13p*	1N914/4148 4p
BC109	1N4001/2 4p*
BC109B or C 12p*	1N4004 5p*
BC147/8/9	1N4007 7p*
BC157/8/9 11p	2N706/8 14p*
BC167/8/9 12p	2N2646 UJT 40p*
BC177/8/9 16p	2N2904 5pnp29p*
BC182/3/4a/L10p	2N2926 ory 7p*
BC212/3/4a/L12p	2N3053 17p*
BCY70/1/2 15p*	2N3055 90w 33p*
BD131/132ea 36p*	2N3055 115w45p*
BFY50/51 15p*	2N3614 TO3 £1*
BFY52/53 10p*	2N3702/3/4 10p
BSX 19/20/2113p*	2N3705/6/7 9p
BZY88 ZENER 10p	2N3708/9 3p
CI06D SCR 54p*	2N3710 11 15p
MJ2955 TO3 99p*	2N3819 &23e17p
MJE2955 99p*	2N3820 PFET40p
MJE3055 65p*	2N3904/5/6 15p
OAR1/91 5p	2N5457 FET 32p*
TIP29 & 30 40p*	BRIDGE1A50 20p*

BARGAIN PAKS FULL SPEC £1ea,
PAK A: 11 RED LEADS full spec £1
PAK B: 5 741C 8 PIN OP AMP £1*
PAK C: 4 2N3055 £1* D 12 BC109 £1*
PAK E: 11 BC182 £1* F 11 2N3704 £1*
PAK G: 7 BFY51 £1* H 8 2N3819 £1*
PAK J: 6 2N3053 £1* K 40x1N914 £1*
PAK M: 3 TO99 3055 £1* N 25 OA91 £1*
PAK P: 20 PLASTIC BC109 TYPEnp£1

10-365PF TUNER.SINGLE GANG FOR
MED/SHORT WAVE.XTAL SET etc £1*
SET3/IF CANS 455/470KHZ TOKO £1*

Full spec devices

DALO pen 75p

PCB ETCH KIT 3 ITEMS £2*
ETCH RESIST PEN 2TIPS 75p*
FEC ETCH PAK TUB 600gm £1*
6x4" SRBP 50p*NYLON F/G11*
SCR AND TRIACS BR100 25p*
TAG 1A400V 50p*1A600V 69p*
1A50V 37p* .C106D 4A400 60p*
TRIACS: SC146D 10A400V £1*
DISCO TRIAC 15A400V £2*

AUDIBLE WARNING BLEEPER
12V35ma £1.20*10 off £1*
CAPACITORS 22pf ~ .01 5p
ELECTROLYTIC IN 10 & 25V
1/2/10/50/100 7p 50V 10p
200/500 10p.1000/25 20p
POTENTIOMETERS Ab etc20p
PRESETS 6p 4RESISTORS 2p
HEATSINKS TO5 or 18 7p
TO3 16p.TO3 4"finned 50p
DIN:PLUGS all 15p.Sock 10p
SWITCHES SPST 20p Dpdt 29p
GAS DETECTOR TGS 308etc£4*

vero

VERO 0.1" PITCH COPPERCLAD
2 1/2"x5" 40p* 3 1/2"x5" 45p*
2 1/2"x3 1/2" 36p* 3 1/2"x3 1/2" 40p*
3 1/2"x1 1/2" £2 FACE CUTTER 65p*
DIL BREADBOARD 2"x4" £1 or
6"x4" £2.VERO PINS 36 30p*

BLACK PLASTIC CASES 42mmx.
80x60 50p*100x75 60p*99x
120 70p.DESOLDER BRAD 50p

SOLDERLESS BREADBOARDING — DECS

The famous DEC System of Solderless Breadboarding is ideal for both the young and more mature students of Electronic Engineering as it enables circuits to be tried and tested without the use of soldering and because of the specially designed contacts allows components to be used over and over again. It is also extremely useful for the Circuit Designer who wishes to experiment with and perfect his circuit quickly yet economically.

S-DEC (Model PB11)

This, the most popular Board, is designed solely for the use of discrete components and is particularly useful for basic educational purposes.
(No. of Contacts 70) 1 off £1.98
5 off £1.76



T-DEC (Model PB21)

This Board allows 2 TO5 or 1 DIL IC Station to be used and so is primarily intended for discrete work or for linear IC application where considerable numbers of discrete components may be required.
(No. of Contacts 208) 1 off £3.82
5 off £3.21




µ-DEC 'A' (Model PB31)

The µ-DEC 'A' is specially designed for ease of use with IC's and allows 2 OIL or 4 TO5 stations to be used but will accommodate discrete components with equal facility.
(No. of Contacts 208) 1 off £3.97
5 off £3.53



µ-DEC 'B' (Model PB41)

The µ-DEC 'B' is for similar uses as µ-DEC 'A', but has two 16 lead IC sockets as part of the Board.
(No. of Contacts 208) 1 off £6.97
5 off £6.19



DEC ACCESSORIES

16 DIL adaptor (with socket) PB062	£1.92
10 TO5 adaptor (with socket) PB072	£1.80
Single ended lead (set of ten) PB101	£0.90
Double ended leads (set of ten) PB102	£0.99
1mm plugs (set of ten) PB103	£0.45

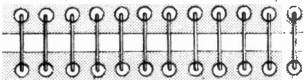
All prices include 8% VAT. P & P 25p.

Our retail counter is now open, stocking a large variety of audio and electronic parts and accessories, branded and surplus.
WE ARE SITUATED 2 MIN. WATFORD JUNCTION
THE COMPONENTS CENTRE
7 Langley Road, Watford, Herts., WD1 3PS.
Tel.: Watford 45335

EDGEWISE 200A CENTRE ZERO METERS, 90p each
CRYSTALS, 5MHz 10X type, 50p; 600KHz 10XAJ type, 50p.
SUB-MINIATURE 1 1/2in dia. 8 ohm LOUDSPEAKERS, 75p each.
20 PHOTO DARLINGTON and PHOTO TRANSISTORS assorted untested for £1.
200 ASSORTED 1/4w, 1/2w RESISTORS for 75p.
10,000µF 16V.W. ELECTROLYTICS, size 3 1/2in x 1 1/2in, 15p; 4 for 50p.
AUDIBLE ALARM SYSTEM with transistors and I.C. 12V, 75p.
30 ASSORTED CRYSTALS, 10XAJ type between 5 to 8MHz, £1.10.
1,000µF 40V.W. ELECTROLYTICS, size 1 1/2 x 1/2in, 3 for 35p.
800V 2A PLASTIC TO3 NPN TRANSISTOR, 50p; 3 for £1-10.
BRANDED TO92 TRANSISTORS, BC108, BC212 types, 10 for 60p.
STANDARD 5K POTENTIOMETER WITH S.P. SWITCH, 3 for £1.
PLASTIC TRIACS, 6A 50 P.I.V., 15p; 400 P.I.V., 60p.
PLASTIC S.C.R.'s, 6A 50 P.I.V., 15p; 400 P.I.V., 40p.
10A S.C.R.s, Stud Mounting, 100 P.I.V., 25p; 400 P.I.V., 50p; 800 P.I.V., 60p.
TO39 NPN POWER DARLINGTON TRANSISTORS, 20p each.
50 ASSORTED TRANSISTOR ELECTROLYTICS for 57p.
2:5gHz DUAL NPN TRANSISTORS, untested with data, 4 for 57p.
50BY 100 Type SILICON DIODES, Untested, 57p.
TEXAS PNP RF TRANSISTORS, 2G 106, 20 for 57p.
EMI, HUGHES or TRANSITRON GOLD BONDED DIODES, 50 for 40p.
VARIABLE CAPACITORS WITH DIRECT DRIVE. 500 + 500pF. 60p; 500 + 500 + 25 + 25pF. 60p; 250 + 250pF. 50p; 100 + 200pF. 50p.
50 BC 108-7-9 Types untested for 57p.
2A WIRE ENDED R.F. CHOKES, 6 for 50p.
TEXAS PNP POWER DARLINGTONS TIL 117, 35p.
100 SILICON DIODES BA SERIES for 57p.
RADIO I.C. ZN414 with data, £1.
6 to 1 FRICTION SLOW MOTION DRIVES, 1/2in spindle, 55p.
10 MULTI-TURN TRIMPOTS, assorted for 60p.
60 ASSORTED WIRE WOUND RESISTORS, 1 to 10W for 57p.
SILICON PHOTO TRANSISTORS, 15p; SILICON PHOTO DARLINGTON, 22p.
TBA 120S I.C.'s, untested with data, 6 for 60p.
60mHz TRANSISTORS, type BF224, 10 for 57p.
BOOKS "Practical Test Equipment", 75p; "Simple Short Wave Receivers", 60p; "Practical Electronic Projects", 75p. The three for £1-60.
20 VARI-CAP DIODES untested for 45p.
DUAL GATE MOS FETS LIKE 40673, 33p; 4 for £1-10.

Please add 20p post and packing on orders under £2. Overseas orders at cost.

J. BIRKETT
RADIO COMPONENT SUPPLIERS
25 The Strait, Lincoln LN2 1JF
Tel. 20767



INDUSTRY NOTEBOOK

By *Nexus*



MOVING IN . . .

The President of Fairchild Camera and Instrument Corporation, Wilfred Corrigan, has now got his Stock Exchange listing allowing Fairchild shares to be traded through London. Sales world-wide were up 52 per cent last year to 433.2 million dollars and Corrigan says Fairchild has moved aggressively to obtain funds for future growth.

Reading between the lines, it would seem that he sees the growth coming in Europe and specifically in the United Kingdom where he is looking for take-over opportunities. If Fairchild does start buying in companies then the extra capital will probably be raised in the UK. Fairchild is also reported to be thinking of applying for listings on other major stock exchanges in Europe, as well as in Japan and Hong Kong.

The company is currently strong in digital watches and TV games in the consumer market. The newest Fairchild TV game is actually an entertainment system centred round an F8 microprocessor and deliveries have already started in the USA.

. . . AND RATIONALISING

With 15,000 semiconductor devices in the product catalogue Motorola has decided to call a halt, at least in Europe. After conducting an analysis of all applications and who uses what for which purpose, Motorola's back room boys in Geneva have concluded that Europe ought to be able to manage with only 4,000 devices to choose from. These have now been grouped in a new catalogue "The

European Selection" expected to cover at least 90 per cent of European requirements.

The other 11,000 devices will still be available but may be harder to obtain as distributors may no longer stock them, and prices may go up to discourage their use. On the other hand, distribution costs will go down on the preferred range of devices and although there is no mention of price reduction the move clearly will help keep Motorola in a strongly competitive position, delaying price rises that otherwise might be needed.

COMPONENT BOOST

The British electronic components industry is one of five industry sectors selected for special government assistance in the industrial strategy programme. A figure of £20 million is suggested as the sort of support expected to be made available. Brave plans for a brave future!

This new initiative is a re-run of a similar initiative of ten years ago. Only the names have changed. In the old days the slogan was "the white heat of technological revolution" and its instrument was the Ministry of Technology. Today the slogan is "the regeneration of British industry" and its focal point is the NEDC. The only real change is that today the trade unions have an equal say in the strategy, more than an equal say according to some commentators. Even the amounts of money involved, allowing for inflation, are practically the same.

These endlessly sitting industrial strategy committees are no substitute for action. In fact they are mostly counter-productive. Who in their right minds will use their own money today when government money will be available tomorrow? So those who hope to gain from the scheme defer their investment plans until more details are available, the applications for aid submitted, further committee meetings held, the recommendations of the civil servants put forward, the Minister's and Union's final approval given, the ordering of new equipment, the arguments at shop floor level over new manning agreements, the negotiation of new rates of pay. Let's be optimistic and say that this tortuous process takes only two years. By that time, in a volatile industry like electronics, the market has changed and the opportunity missed. And like all forms of heavily institutionalised charity the administrative costs eat deeply into the capital sum.

How much simpler and faster to give the money in the form of tax relief in general and an additional relief on profits from exports, thus assisting all firms equally. As it is,

only firms with schemes costing £50,000 or more will qualify for aid, which eliminates many worthy enterprises. It is also uncertain what the attitude of the Government and Unions will be towards aid for foreign-owned multinationals in Britain which, between them, form a very large part of the components manufacturing industry, especially semiconductors.

All signs point to a stiffening of resistance by well-run companies against Government meddling. A number of public companies are thinking of re-forming themselves into private companies to obtain more freedom of action, and I have already heard of contingency plans being made by some businessmen to move overseas should the Bullock Report be implemented in its present form by the Government.

WINNERS

Despite all the difficulties there is still ample vigour in the industry. Hewlett-Packard Ltd., the UK arm of H-P has not only turned in its best results ever but is the most profitable of all H-P's 27 manufacturing plants round the world. The Scottish plant is the world design centre for communications instrumentation with 80 per cent of production exported to 65 countries. Export sales are up 49 per cent, home sales up 32 per cent in a turnover of £36 million and pre-tax profit was nearly £6 million.

The electronics content of record aerospace exports (£904 million in 1976) has risen dramatically. The category of airborne radio, navigation and radar aids exported shot up to over £15 million and instruments to almost £40 million. Plessey Electronic Systems has an export order book of over £130 million. The BAC Rapier Missile System export order book has now topped £600 million. The add-on radar units for Rapier are built by Marconi and feed millions into the electronics industry.

If only all manufacturing industry did as well, or is that asking too much?

LIKE JEWELLERY — BUT DEARER

I have often commented on semiconductor prices tumbling so that simple items like transistors and diodes are two a penny—or almost. But move up to the quality end of the market and look at the prices. I see from H-P some new Schottky diodes at £17.89 each in lots of 10-100 and if you want a low-noise microwave transistor you can pay as much as £97.56 each in lots of 1-10. But you do get titanium/platinum/gold metallising thrown in.

PATENTS REVIEW...

ENERGY CONVERTER BP 1 458 702

In BP 1 458 702, Siegfried Reinhold Lehr of Munich claims a miniature device for converting mechanical to electrical energy. Although this is intended for implant into the human body it may well have other applications.

The claimed object is to provide a converter small enough to be implanted into a blood vessel or heart muscle which will produce enough power to trigger a heart pacemaker and so makes the additional implant of nuclear or storage batteries unnecessary.

The patent shows a small cobalt-samarium magnet and a soft magnetic core with yokes. An armature completes the magnetic circuit and the generator coil is wound round the soft magnetic core. The armature is secured to a spring steel membrane surrounded by a corrugated support.

The spring and corrugation force constant are balanced with respect to the magnetic force, so that when the ambient pressure around the device increases, for instance due to contraction of a muscle in which it is implanted, the membrane and armature move closer to the yokes and snap-latch. This stores energy in the corrugations. When the

ambient pressure falls, as for instance when the muscle relaxes, the spring force exceeds the magnetic force and the membrane jumps back into its rest position, inducing an e.m.f. in the coil as it does so.

It is claimed that because most of the energy available from the pressure change is converted instantly when the armature jumps, simple diode rectification, with half the voltage drop compared to full wave rectification, can be employed. The rectified output may be fed direct to a pacemaker, which actuates a stimulating tip via another core of the same cable which connects the generator to the pacemaker.

SURROUND SOUND

Two patents, BP 1 348 643 (taken out a few years ago) and more recently BP 1 454 894, for an interestingly different approach to the derivation of 4-channel surround sound from a 2-channel stereo amplifier are held by EMI.

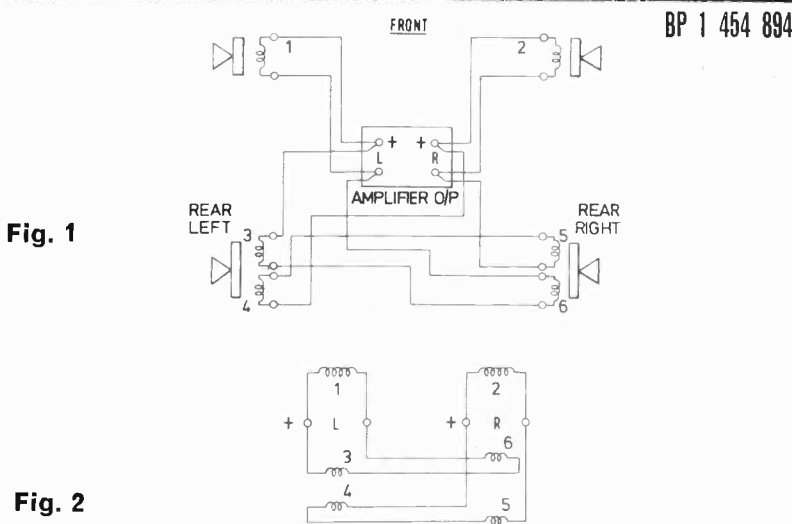
The conventional approach is to use an extra pair of loudspeakers connected in so-called Hafler fashion, to reproduce the difference signal between left and right at the rear. For the Hafler system,

the extra rear loudspeakers are of conventional type; the EMI proposal is to use modified loudspeakers at the rear.

Each of the two extra rear loudspeakers has not one but two voice coils, operable on the same cone. The two coils of each loudspeaker are dissimilar in impedance and are wound in opposite sense. The coil windings and their connection to a stereo amplifier are shown in detail in Fig. 1 and in simplified equivalent form in Fig. 2.

Voice coils 3 and 6 are connected in series to the left channel output of the stereo amplifier and coils 4 and 5 in series to the right channel output. Coils 3 and 5 have 5 ohm impedance and coils 4 and 6 have 11 ohm, to give an impedance ratio of 2.2:1. Coil 3 operates in opposite sense to coil 4, and coil 5 operates in opposite sense to coil 6.

As a result of this combination, rear right loudspeaker reproduces sound representing a proportion of the left channel output subtracted from a proportion of the right channel output; rear left loudspeaker reproduces sound representing a proportion of the right channel output subtracted from a proportion of the left channel output. The front left and front right outputs are unaffected.



BP 1 454 894

IN BRIEF

BP 1 451 090—Nippon Gakki Seizo KK: *Audio Power Amplifier*. Circuit for an audio amplifier, including a power stage and a driver stage, with the driver stage bias switchable between three settings, to provide a choice of A, B, or AB class operation.

BP 1 456 541—Greenwood Mills: *Colour Measuring Spectrophotometer*. A digital spectrophotometer intended to enable the colour of a cloth or material to be scientifically analysed and recorded.

Several different photosensitive "eyes" are used, each with a different sensitivity to different colours. The outputs of their devices are registered and a definitive analysis of the object's colour derived from a comparison.

15-240 WATTS!

HY5 Preamplifier


The HY5 is a mono hybrid amplifier ideally suited for all applications. All common input functions (mag Cartridge, tuner, etc.) are catered for internally, the desired function is achieved either by a multi-way switch or direct connection to the appropriate pins. The internal volume and tone circuits merely require connecting to external potentiometers (not included). The HY5 is compatible with all I.L.P. power amplifiers and power supplies. To ease construction and mounting a P.C. connector is supplied with each pre-amplifier.

FEATURES: complete pre-amplifier in single pack; multi-function equalisation, low noise, low distortion, high overload, two simply combined for stereo.

APPLICATIONS: hi-fi, mixers, disco; guitar and organ; public address.

SPECIFICATION: Inputs—magnetic pick-up 3mV; ceramic pick-up 30mV; tuner 100mV; microphone 10mV; auxiliary 3-100mV; Input impedance 47k Ω at 1kHz; Outputs—tape 100mV, main output 500mV R.M.S. Active Tone Controls—treble \pm 12dB at 10kHz; bass \pm 12dB at 100Hz. Distortion—0.1% at 1kHz, signal/noise ratio 68dB. Overload—38dB on magnetic pick-up. Supply Voltage— \pm 16-50V
Price \pounds 22 + 65p VAT. P. & P. free

HY5 mounting board B.1. 48p + 6p VAT. P. & P. free



HY30 15W into 8 Ω

The HY30 is an exciting New kit from I.L.P. It features a virtually indestructible I.C. with short circuit and thermal protection. The kit consists of: I.C., heatsink, P.C. board, 4 resistors, 6 capacitors, mounting kit, together with easy to follow construction and operating instructions. This amplifier is ideally suited to the beginner in audio who wishes to use the most up to date technology available.

FEATURES: complete kit, low distortion, short, open and thermal protection; easy to build

APPLICATIONS: updating audio equipment, guitar practice amplifier, test amplifier, audio oscillator

SPECIFICATION: Output Power—15W R.M.S. into 8 Ω Distortion—0.1% at 15W; Input Sensitivity—500mV; Frequency Response—10Hz-16kHz -3dB.

Price \pounds 22 + 65p VAT. P. & P. free

AVAILABLE
EX STOCK

HY50 25W into 8 Ω

The HY50 leads I.L.P.'s total integration approach to power amplifier design. The amplifier features an integral heatsink together with the simplicity of no external components. During the past three years the amplifier has been refined to the extent that it must be one of the most reliable and robust High Fidelity modules in the World.

FEATURES: low distortion, integral heatsink; only five connections, 7 amp output transistors; no external components

APPLICATIONS: medium power hi-fi systems, low power disco; guitar amplifier.

SPECIFICATION: Input Sensitivity—500mV; Output Power—25W R.M.S. into 8 Ω . Load Impedance—4-16 Ω . Distortion—0.04% at 25W at 1kHz; Signal/Noise Ratio—75dB; Frequency Response—10Hz-45kHz -3dB Supply Voltage— \pm 25V. Size—105 x 50 x 25mm.

Price \pounds 22 + 85p VAT. P. & P. free



HY120 60W into 8 Ω


The HY120 is the baby of I.L.P.'s new high power range, designed to meet the most exacting requirements including load line and thermal protection this amplifier sets a new standard in modular design.

FEATURES: very low distortion, integral heatsink; load line protection; thermal protection, five connections, no external components.

APPLICATIONS: hi-fi, high quality disco, public address; monitor amplifier; guitar and organ.

SPECIFICATION: Input Sensitivity—500mV; Output Power—60W R.M.S. into 8 Ω . Load Impedance—4-16 Ω Distortion—0.04% at 60W at 1kHz; Signal/Noise Ratio—90dB; Frequency Response—10Hz-45kHz -3dB; Supply Voltage— \pm 35V. Size—114 x 50 x 85mm

Price \pounds 15.84 + \pounds 1.27 VAT. P. & P. free



HY200 120W into 8 Ω


The HY200 (now improved to give an output of 120 watts) has been designed to stand the most rugged conditions such as disco or group while still retaining true hi-fi performance.

FEATURES: thermal shutdown; very low distortion; load line protection; integral heatsink; no external components

APPLICATIONS: hi-fi, disco, monitor, power slave, industrial, public address.

SPECIFICATION: Input Sensitivity—500mV; Output Power—120W R.M.S. into 8 Ω . Load Impedance—4-16 Ω . Distortion—0.05% at 100W at 1kHz; Signal/Noise Ratio—96dB; Frequency Response—10Hz-45kHz -3dB; Supply Voltage— \pm 45V. Size—114 x 100 x 85mm

Price \pounds 23.32 + \pounds 1.87 VAT. P. & P. free



HY400 240W into 4 Ω

The HY400 is I.L.P.'s 'Big Daddy' of the range producing 240W into 4 Ω ! It has been designed for high power disco or public address applications. If the amplifier is to be used at continuous high power levels a cooling fan is recommended. The amplifier includes all the qualities of the rest of the family to lead the market as a true high power hi-fidelity power module.

FEATURES: thermal shutdown; very low distortion; load line protection, no external components.

APPLICATIONS: public address, disco, power slave, industrial.

SPECIFICATION: Output Power—240W R.M.S. into 4 Ω . Load Impedance—4-16 Ω Distortion—0.1% at 240W at 1kHz; Signal/Noise Ratio—94dB; Frequency Response—10Hz-45kHz -3dB; Supply Voltage— \pm 45V; Input Sensitivity—500mV; Size—114 x 100 x 85mm.

Price \pounds 32.17 + \pounds 2.75 VAT. P. & P. free

POWER SUPPLIES: PSU36—suitable for two HY30s \pounds 5.22 + 65p VAT. P. & P. free. PSU50—suitable for two HY50s \pounds 6.82 + 85p VAT. P. & P. free. PSU70—suitable for two HY120s \pounds 13.75 + 1.10 VAT. P. & P. free. PSU90—suitable for one HY200 \pounds 12.85 + \pounds 1.01 VAT. P. & P. free. PSU180—suitable for two HY200s or one HY400 \pounds 23.10 + \pounds 1.85 VAT. P. & P. free.

I.L.P. Electronics Ltd., Crossland House, Nackington, Canterbury, Kent CT4 7AD

TWO YEARS' GUARANTEE ON ALL OUR PRODUCTS

I.L.P. Electronics Ltd.
Crossland House,
Nackington, Canterbury
Kent CT4 7AD
Tel (0227) 63218

Please supply
Total Purchase price
I Enclose: Cheque Postal Orders Money Order
Please debit my Access account Barclaycard account
Account number
Name and Address
Signature.....

Registered office No 1032630

BEFORE YOU BUY AN AMPLIFIER MODULE—CHECK:

DOES IT HAVE


- ★ 30A power transistors
- ★ Glass fibre P.C.B
- ★ 3A drivers (100W unit)
- ★ Integral output capacitor

Then compare with the Tamba range—excellent value—25, 50 and 100W R.M.S

TAM1000 100W 4 ohms 65V	£9-80
TAM500 50W 4 ohms 45V	£7-50
TAM250 25W 8 ohms 45V	£4-75

POWER SUPPLIES	
For 1 or 2 TAM250/500	£7-50
For 1 or 2 TAM1000	£9-80
(Carriage 50p on supplies)	

- Suits loads 4-16 ohms
- 20-20,000 Hz \pm 1dB
- Silicon circuitry throughout
- Glass fibre P.C.B
- High sensitivity (100mV 10k)



- Low distortion (0-1%)
- Low profile (1in high 3½in x 3in)
- 75% efficient
- Accepts most mixer/pre-amplifiers
- Four simple connections

High grade components used throughout: Texas, Mullard, R.C.A., Plessey, etc.

NEW ALL PURPOSE MIXER/PRE-AMP.
(with 60mm slider volume)

- Suitable for multiple input systems
 - High and low impedance inputs
 - High sensitivity
 - Built-in supply smoothing
 - 20-20,000 Hz \pm 1dB
 - -80dB noise level
 - Accepts a wide variety of inputs
 - Wide range bass and treble controls
- Use up to 10 PRE-AMPS with 1 power

Printed circuit board assembly with treble and bass controls plus slider volume control **£6-50**

You may order as follows: C.W.O. (crossed cheques, P.O.s, M.O.s etc)—C.O.D. (60p extra). We accept Access and Barclaycard—send or telephone your number—do not send your card. Add VAT at 8% to orders for 50 and 100W units and at 12½% for 25W units.

Hours, 9.30 a.m.-5 p.m.
Monday — Saturday.
Callers welcome.
Tel: (01) 684 0098

TAMBA ELECTRONICS


Bensham Manor Road Passage, Bensham Manor Road, Thornton Heath, Surrey.

A MINIATURE POWER TOOL

to speed your building

- Super 30 Kit (30 Tools) (incl. drill without stand) **£17-62** plus P. & P. 85p
- Mk. II Drill Stand **£4-40** plus P. & P. 35p
- Mk. II Drill only **£8-79** plus P. & P. 35p
- Flexible Drive Shaft **£5-46** plus P. & P. 25p
- Transformer 240V a.c./12V d.c. **£6** plus P. & P. 70p
- Variable Speed Transformer **£8-25** plus P. & P. 70p

Replacement drills, stones, burrs, etc. **40p** each. Circular saw blades **50p** each. **£2** per set of 4 sizes. P. & P. any quantity 20p.



All VAT inclusive

PRECISION PETITE LTD.

119a High Street, Teddington, Middlesex TW11 8HG
Tel. 01-977 0878 (24-hour answering service)

9" x 4" S.A.E. please for leaflet and order form

4-STATION INTERCOM



£18-95
+ VAT £1-52

Solve your communication problems with this 4-Station Transistor Intercom system (1 master and 3 Subs), in robust plastic cabinets for desk or wall mounting. Call/talk/listen from Master to Subs and Subs to Master. Ideally suitable for Business, Surgery, Schools, Hospitals, Office and Home. Operates on one 9V battery. On/off switch. Volume control. Complete with 3 connecting wires each 66ft and other accessories. P. & P. 90p.

MAINS INTERCOM NEW MODEL
No batteries—no wires. Just plug in the mains for instant two-way, loud and clear communication. On off switch and volume control. Price **£23-74** per pair. P. & P. 90p.

NEW! AMERICAN TYPE CRADLE TELEPHONE AMPLIFIER



ONLY **£13-95**
+ VAT £1-12

Latest transistorised Telephone Amplifier with detached plug-in speaker. Placing the receiver on to the cradle activates on/off switch for immediate two-way conversation without holding the handset. Many people can listen at a time. Increase efficiency in office, shop, workshop. Perfect for "conference" calls: leaves the user's hands free to make notes, consult files. No long waiting, saves time with long-distance calls. Volume. Direct tape recording model at **£16-95** + VAT £1-36 P. & P. 75p. 10-day price refund guarantee.

WEST LONDON DIRECT SUPPLIES (PE5)
169 KENSINGTON HIGH STREET, LONDON, W.8

Get a great deal from

Marshall's

A. MARSHALL (LONDON) LTD. DEPT. P.E.
 LONDON—40-42 Cricklewood Broadway NW2 3ET
 Tel: 01-452 0161, Telex: 21492
 GLASGOW—85 West Regent Street G2 2QD
 Tel: 041-332 4133
 BRISTOL—1 Straits Parade, Fishponds Rd BS16 2LX
 Tel: 0272 654201

NEW CATALOGUE 77

Call in and see us 9-5.30 Mon-Fri 9-5.00 Sat

Trade and export enquiries welcome

168 page catalogue with 500 new
 lines. 55p post paid (40p to callers)

TOP 400 SEMICONDUCTORS FROM THE LARGEST RANGE IN THE U.K.

"SEE US AT THE ALL ELECTRONIC SHOW
 GROSVENOR HOUSE 19-21 APRIL"

2N696	0-35	2N3703	0-15	2N6126	0-45	BC158	0-11	BD115	1-20	BFX30	0-40	CA3020	1-70	LM1808	1-92	TAAS50	0-60
2N697	0-30	2N3704	0-15	40361	0-45	BC159	0-10	BD116	1-20	BFX84	0-40	CA3020A	2-29	LM1828	1-75	TAAS60	1-60
2N698	0-62	2N3705	0-15	40362	0-48	BC160	0-50	BD131	0-51	BFX88	0-40	CA3020B	0-11	LM3301N	0-85	TAAS70	1-30
2N699	0-55	2N3706	0-16	40363	0-45	BC161	0-50	BD132	0-54	BFX89	0-40	CA3020A	1-29	LM3302N	1-40	TAAS11B	1-85
2N700	0-24	2N3707	0-18	40406	0-58	BC167	0-12	BD135	0-37	BFY50	0-34	CA3030	1-24	LM3501	0-70	TAAS21	1-15
2N700A	0-12	2N3708	0-16	40407	0-45	BC168	0-12	BD136	0-37	BFY51	0-38	CA3030A	1-89	LM3900	0-75	TAAS61A	1-32
2N708	0-21	2N3709	0-18	40408	0-65	BC169	0-12	BD137	0-35	BFY52	0-36	CA3030A	1-40	LM3905	1-60	TAAS61B	1-32
2N709	0-50	2N3710	0-16	40409	0-65	BC170	0-16	BD138	0-38	BFY53	0-34	CA3040	0-89	LM3909	0-58	TAAS700	3-91
2N718	0-27	2N3711	0-18	40410	0-65	BC171	0-14	BD139	0-40	BFY90	1-37	CA3046	2-23	MC1035	1-75	TAAS90A	1-60
2N718A	0-30	2N3712	1-20	40411	2-85	BC172	0-12	BD140	0-40	BFY99	0-50	CA3046	1-66	MC1303	1-47	TAAS90B	1-95
2N720A	0-80	2N3713	2-30	40594	0-75	BC177	0-20	BD239	0-40	BSX30	0-32	CA3052	1-62	MC1304	1-85	TAD100	1-95
2N814	0-35	2N3714	2-45	40595	0-85	BC178	0-20	BD240	0-45	BSX21	0-32	CA3052	0-60	MC1305	1-85	TBA123	1-85
2N816	0-30	2N3715	2-55	40673	0-73	BC179	0-23	BD241	0-45	BU05	1-50	CA3060	1-88	MC1306	1-00	TBA400	1-50
2N818	0-38	2N3716	2-80	AC126	0-37	BC182	0-11	BD242	0-47	BU025	2-20	CA3080	1-59	MC1312	1-98	TBA5000	2-20
2N929	0-25	2N3717	1-85	AC127	0-44	BC182L	0-14	BD243	0-60	ME0402	2-20	CA3080A	1-59	MC1327	1-54	TBA510	2-21
2N930	0-26	2N3717	2-00	AC128	0-37	BC183	0-11	BD244	0-62	ME0404	1-15	CA3086	2-52	MC1330	0-92	TBA510Q	2-30
2N1131	0-60	2N3773	2-90	AC151V	0-35	BC183L	0-14	BD245	0-65	ME0412	2-20	CA3088	3-80	MC1350	0-75	TBA520	2-21
2N1230	0-60	2N3789	2-90	AC152V	0-50	BC184	0-12	BD246	0-68	ME1402	1-10	CA3089	2-52	MC1350	0-92	TBA520Q	2-30
2N1513	0-35	2N3789	2-90	AC152V	0-50	BC184	0-12	BD246	0-68	ME1402	1-10	CA3089	2-52	MC1350	0-92	TBA520Q	2-30
2N1711	0-37	2N3791	3-10	AC153K	0-35	BC207	0-12	BD530	0-47	MJ480	1-35	CA3089	2-52	MC1350	0-92	TBA520Q	2-30
2N1893	0-38	2N3792	3-50	AC176	0-40	BC208	0-11	BDY20	1-13	MJ481	1-55	LM301A	0-65	MC1352	0-97	TBA530	1-98
2N2102	0-60	2N3794	2-00	AF176K	0-60	BC212	0-14	BF115	0-38	MJ490	1-35	LM301N	0-44	MC1357	1-45	TBA530Q	2-21
2N2118	0-33	2N3819	0-36	AF187K	0-55	BC212L	0-17	BF117	0-70	MJ491	1-85	LM304	2-45	MC1458	0-91	TBA540	2-21
2N218A	0-37	2N3820	0-33	AF188K	0-55	BC213	0-14	BF121	0-55	MJ2955	1-25	LM307N	0-65	NE555	0-53	TBA540Q	2-30
2N2213	0-30	2N3823	0-76	AD162	0-85	BC213L	0-16	BF123	0-55	MJ340	0-58	LM308C	1-82	NE555	1-05	TBA550	3-13
2N2219A	0-32	2N3914	0-21	AD162	0-85	BC214	0-16	BF152	0-25	MJ370	0-58	LM308N	1-17	NE566	0-58	TBA520Q	3-22
2N2220	0-35	2N3906	0-22	AF106	0-55	BC214L	0-17	BF153	0-25	MJ371	0-60	LM309K	2-10	NE566	1-65	TBA560Q	3-22
2N2221	0-22	2N4036	0-67	AF109	0-75	BC237	0-17	BF154	0-25	MJ520	0-45	LM317K	3-00	NE567	1-80	TBA570	1-29
2N2221A	0-26	2N4037	0-55	AF124	0-65	BC238	0-12	BF159	0-35	MJ521	0-65	LM318N	2-25	SAS560	2-50	TBA570C	1-38
2N2222	0-25	2N4058	0-20	AF125	0-65	BC239	0-16	BF160	0-30	MJ2955	1-40	LM323K	1-60	SAS570	2-50	TBA61B	2-50
2N2222A	0-25	2N4059	0-20	AF126	0-65	BC251	0-15	BF161	0-30	MJ3055	0-85	LM339N	1-75	SO42P	2-90	TBA651	1-80
2N2366	0-25	2N4060	0-20	AF127	0-65	BC253	0-22	BF166	0-40	MP8111	0-35	LM348N	1-91	76001N	1-57	TBA700	1-52
2N2369	0-25	2N4061	0-17	AF139	0-69	BC257A	0-17	BF167	0-38	MP8112	0-40	LM360N	2-75	76003N	2-55	TBA700Q	1-61
2N2369A	0-29	2N4062	0-18	AF186	0-50	BC258A	0-17	BF173	0-38	MP9113	0-45	LM370K	3-00	76008K	2-50	TBA720Q	3-20
2N2646	0-75	2N4126	0-17	AF200	0-70	BC259B	0-18	BF177	0-30	MP102	0-30	LM371N	2-25	76013N	1-70	TBA750	1-98
2N2647	1-40	2N4289	0-20	AF239	0-74	BC261A	0-21	BF178	0-35	MPA505	0-23	LM372N	2-15	76013ND	1-57	TBA750Q	2-07
2N2904	0-36	2N4919	0-65	AF240	0-98	BC262B	0-19	BF179	0-35	MPA506	0-24	LM373N	2-25	76018K	2-50	TBA800	1-10
2N2904A	0-37	2N4920	0-70	AF279	0-80	BC263C	0-30	BF180	0-40	MPA512	0-35	LM374N	2-25	76023N	1-70	TBA810	1-16
2N2905	0-37	2N4921	0-65	AF280	0-85	BC264	0-14	BF183	0-45	MPA515	0-35	LM377N	1-75	76023ND	1-17	TBA820	1-03
2N2905A	0-38	2N4922	0-53	BC107	0-15	BC301	0-45	BF182	0-45	MPA556	0-24	LM378N	2-25	76033N	2-55	TBA820Q	1-61
2N2906	0-28	2N4923	0-70	BC108	0-15	BC303	0-60	BF183	0-45	MPA505	0-50	LM379S	3-95	76110N	1-46	TBA820Q	2-99
2N2906A	0-25	2N5190	0-60	BC109	0-15	BC307	0-20	BF184	0-38	MPA506	0-56	LM380-8	0-90	76115N	1-87	TBA940	1-82
2N2907	0-21	2N5191	0-70	BC113	0-17	BC308	0-18	BF185	0-30	MPA505	0-55	LM380N	0-98	76116N	2-06	TCA160C	1-65
2N2907A	0-22	2N5192	0-75	BC115	0-19	BC309C	0-23	BF194	0-14	MPA506	0-60	LM381A	2-45	76131N	1-30	TCA160B	1-61
2N2924	0-15	2N5195	0-90	BC116	0-19	BC315	0-14	BF195	0-13	TP29A	0-45	LM381N	1-60	76226N	1-94	TCA270	2-25
2N2925	0-17	2N5245	0-35	BC116A	0-20	BC316	0-12	BF196	0-14	TP29C	0-60	LM382N	1-25	76227N	1-51	TCA280A	1-30
2N3019	0-55	2N5294	0-40	BC117	0-22	BC327	0-20	BF197	0-17	TP30A	0-49	LM384N	1-45	76228N	1-75	TCA280A	3-13
2N3053	0-30	2N5295	0-40	BC118	0-16	BC328	0-19	BF198	0-18	TP30C	0-65	LM386N	0-80	76530N	0-91	TCA290A	1-84
2N3054	0-60	2N5296	0-40	BC119	0-30	BC337	0-19	BF200	0-20	TP31A	0-50	LM387N	1-05	76532N	1-50	TCA370	3-22
2N3055	0-70	2N5298	0-40	BC121	0-45	BC338	0-21	BF225J	0-35	TP31C	0-86	LM388N	1-00	76533N	1-30	TCA740	2-76
2N3380	0-25	2N5447	0-15	BC142	0-30	BC347	0-12	BF244	0-35	TP32A	0-50	LM388N	0-90	76544N	1-44	TCA750	1-38
2N3381	0-26	2N5448	0-15	BC134	0-15	BC348	0-12	BF245	0-34	TP32C	0-75	LM702C	0-75	76549N	1-44	TCA800	3-13
2N3391A	0-25	2N5449	0-19	BC135	0-15	BC349	0-13	BF246	0-75	TP33A	0-80	LM702C	0-65	76546N	1-44	TCA280	3-13
2N3392	0-16	2N5457	0-32	BC136	0-19	BCY30	1-03	BF254	0-24	TP33C	1-10	LM709N	0-45	76550N	0-41	UA417	2-00
2N3393	0-15	2N5458	0-33	BC137	0-14	BCY31	1-06	BF255	0-24	TP33A	1-10	LM710C	0-60	76552N	0-65	UA418	2-00
2N3394	0-15	2N5459	0-25	BC140	0-40	BCY32	1-10	BF257	0-37	TP34C	1-20	LM710N	0-60	76570N	2-08	DIL	
2N3439	0-88	2N5464	0-34	BC141	0-45	BCY33	1-00	BF258	0-45	TP35A	2-50	LM723C	0-85	76620N	1-10	SOCKETS	
2N3440	0-84	2N5486	0-38	BC142	0-30	BCY34	1-20	BF259	0-40	TP35B	3-35	LM723N	0-75	76650N	2-09	7 PIN	
2N3441	0-85	2N6027	0-53	BC143	0-30	BCY38	2-00	BF459	0-45	TP41A	0-70	LM741C	0-65	76660N	0-60	8 PIN	0-15
2N3442	1-35	2N6101	0-65	BC147	0-12	BCY42	0-60	BF439	0-28	TP41C	0-85	LM741N	0-50	76666N	0-92	14 PIN	0-16
2N3638	0-16	2N6107	0-42	BC148	0-12	BCY58	0-25	BF521A	2-60	TP42A	0-80	LM741-8	0-40	TAA310A	1-50	16 PIN	0-18
2N3638A	0-16	2N6109	0-42	BC149	0-13	BCY59	0-25	BF528	1-04	TP42C	0-95	LM747N	0-90	TAA320A	1-15	22 PIN	0-30
2N3639	0-30	2N6121	0-38	BC153	0-27	BCY70	0-25	BF561	0-30	TP2955	0-65	LM748-8	0-50	TAA350A	2-48	24 PIN	0-35
2N3641	0-20	2N6122	0-41	BC154	0-27	BCY71	0-26	BF598	0-27	TP3055	0-51	LM748N	0-50	TAA521	1-00	28 PIN	0-45
2N3702	0-17	2N6123	0-43	BC157	0-12	BCY72	0-24	BFX29	0-38	TP43	0-30	LM1800	1-76	TAA522	1-90	40 PIN	0-55

INTEGRATED CIRCUITS

CA3020	1-70	LM1808	1-92	TAAS50	0-60
CA3020A	2-29	LM1828	1-75	TAAS60	1-60
CA3020B	0-11	LM3301N	0-85	TAAS70	1-30
CA3028A	1-29	LM3302N	1-40	TAAS11B	1-85
CA3030	1-				

INTERNATIONAL ELECTRONICS UNLIMITED

TTL 7400 £0-10 7451 £0-13 74154 -86 7401 11 7453 13 74155 75 7402 11 7454 10 74156 71 7403 11 7460 11 74157 71 7404 13 7464 21 74161 95 7405 13 7465 21 74163 90 7406 22 7472 22 74164 1-10 7407 22 7473 26 74165 1-25 7408 14 7474 26 74166 1-15 7409 14 7475 37 74173 95 7410 10 7476 23 74175 95 7411 16 7483 70 74176 95 7413 29 7485 80 74177 85 7416 22 7486 24 74180 80 7417 22 7489 1-50 74181 2-50 7420 11 7490 40 74182 80 7422 22 7491 71 74184 1-55 7423 22 7492 44 74185 1-30 7425 22 7493 35 74190 95 7426 23 7494 45 74191 95 7427 22 7495 49 74192 90 7410 12 7496 55 74193 85 7412 22 74100 79 74194 95 7437 25 74105 60 74195 72 7438 21 74107 27 74196 1-00 7440 11 74121 28 74197 75 7441 60 74122 50 74198 1-70 7442 55 74123 55 74199 1-70 7443 55 74125 50 74200 3-90 7444 60 74126 50 74132 50 7445 75 74141 68 7446 85 74145 75 7447 73 74150 59 7448 80 74151 60 7450 12 74153 56		CMOS 4000A 21 4018A 89 4066A 72 4001A 21 4020A 1-22 4068A 36 4002A 21 4021A 1-13 4069A 36 4006A 1-10 4022A 90 4071A 22 4007A 2-22 4023A 21 4072A 29 4008A 1-46 4024A 72 4073A 32 4009A 47 4025A 21 4075A 32 4010A 44 4027A 48 4078A 32 4011A 22 4028A 81 4081A 29 4012A 21 4030A 17 4518A 1-69 4013A 37 4035A 1-04 4528A 1-11 4014A 1-22 4040A 99 4585A 1-71 4015A 1-22 4042A 1-21 4901A 31 4016A 46 4049A 48 4017A 98 4050A 48 74C00 -19 74C74 1.04 74C162 2.49 74C02 -26 74C76 1.34 74C163 2.66 74C04 -44 74C107 1.13 74C164 2.66 74C08 -68 74C151 2.62 74C173 2.22 74C10 -35 74C154 1.15 74C195 2.26		SHIPMENT MADE VIA AIR-POSTAGE PAID 3 DAYS FROM RECEIPT OF ORDER 1702A 2048 bit static PROM elect. prog. UV ears. 24 pin £5-00 2102 1024 bit static RAM 16 pin £1-00 LED DISPLAYS DISCRETE LED'S MAN 1 £1-39 ME 4 £-20 MAN 2 2-79 MV 10 B -18 MAN 5 1-57 MV 50 -09 MAN 7 1-04 NSL100 -09 MAN 8 1-57 MAN 66 1-57 MV5020 FND 359 -63 RED -12 FND 500 1-33 CLEAR -12 FND 507 -75 DL10A 1-39 MEMORIES 1101 256 bit static RAM -89 1103 1024 bit dynamic RAM -79 2102 1024 bit static RAM 1-50 5261 1024 bit dynamic RAM -79 F93410 256 bit bi-polar RAM 1-19 2513 ROM — character generator 7-00 82523 256 bit PROM 2-50		CENTRAL PROCESSING UNIT 8008 £12-95 8080A £12-95 DVM CHIP 4 1/2 DIGIT MM 5336 — P channel device provides all logic for 4 1/2 digit volt meter. 16 pin DIP with data £ 4-80 7489 £1-25 64 bit ROM TTL 16 pin 2518 £2-00 HEX 32-bit STATIC SHIFT REGISTER 733 DIFFERENTIAL VIDEO £-39 AMPLIFIER 10% OFF WITH £15 ORDER 15% OFF WITH £50 ORDER THESE DISCOUNTS APPLY TO TOTAL OF ORDER — SPECIALS INCLUDED	
TV GAME CHIP AY-3-8500-1 Six games with scoring and sound £15		IC SOCKETS Solder tail - low profile 8 pin -11 24 pin 1-25 14 pin -12 28 pin -36 16 pin -13 40 pin -42 18 pin -19 wire wrap gold plate 14 pin 1-30 LINEAR 301 21 324 1-23 560 2-23 301 21 339 1-86 562 2-23 302 49 140K 1-48 565 1-38 304 56 170 92 566 1-38 305 60 172 51 567 1-38 307 44 173 35 709 33 308 69 176 38 710 24 309K 1-25 480 93 711 51 310 75 380-8 1-02 735 75 311 67 381 1-13 741 29 319 82 382 1-13 747 54 1201 1-12 511 2-07 747 54 120K 1-32 540 1-38 75491 58 1202 69 556A 1-02 75492 63		Satisfaction guaranteed. Shipment will be made postage prepaid within 3 days from receipt of order. Payment may be made with personal check, charge card (include number and exp. date), international money order (include receipt) or bank cheque made payable in U.S.\$ Add 50p to cover shipping and handling if order is less than £5. The above prices do not include any taxes leviable by a purchaser's country of residence.			
SPECIAL DEVICES 172 AF-IF Strip Detector DIP £2-08 546 AM Radio Receiver Subsystem DIP -53 1110 FM Stereo Demodulator DIP -70 1496 Balanced Modulator-Demodulator 1-76 1800 Stereo Multiplexer DIP -84 ULN2208 FM Gain Clock 34db (typ) mDIP -86 ULN2209 FM Gain Clock 48db (typ) mDIP 7-24 2513 Character Generator 64x85 DIP-24 -52 3046 Transistor Array DIP-14 -52 8038 Volt. controlled osc. 2-95		Date sheets on request. Add 20p ea. if item is priced below 50p each.		INTERNATIONAL ELECTRONICS UNLIMITED VILLAGE SQUARE, P.O. BOX 449 CARMEL VALLEY, CA 93924 USA BARCLAYCARD PHONE (408) 659-3171 ACCESS			

P.E. JOANNA

ELECTRONIC PIANO

ALL PARTS CAN BE SUPPLIED

Keyboard, Keyswitch, P.C.B.s. Hardware, Semiconductors, Resistors, Capacitors, Cabinets Complete kits or easy stages

Send S.A.E. for details

Clef Products

31 Mountfield Road
Bramhall, Stockport, Cheshire SK7 1LY

Mail Order Protection Scheme

The Publishers of *Practical Electronics* are members of the Periodical Publishers Association which has given an undertaking to the Director General of Fair Trading to refund monies sent by readers in response to mail order advertisements, placed by mail order traders, who fail to supply goods or refund monies owing to liquidation or bankruptcy. This arrangement does not apply to any failure to supply goods advertised in a catalogue or in a direct mail solicitation.

In the unhappy event of the failure of a mail order trader readers are advised to lodge a claim with *Practical Electronics* within three months of the date of the appearance of the advertisement, providing proof of payment. Claims lodged after this period will be considered at the Publisher's discretion. Since all refunds are made by the magazine voluntarily and at its own expense, this undertaking enables you to respond to our mail order advertisers with the fullest confidence.

For the purpose of this scheme, mail order advertising is defined as:—
 'Direct response advertisements, display or postal bargains where cash had to be sent in advance of goods being delivered'. Classified and catalogue mail order advertising are excluded.

THE OPEN DOOR TO QUALITY

THE COVER IS BLACK & WHITE

UP-DATED 4th EDITION

ELECTROVALUE
Catalogue No.8

4th ISSUE INCLUDES NEW METERS

as well as new switches and items from advanced opto-electronics to humble (but essential) washers. Many things listed are very difficult to obtain elsewhere. The company's own computer is programmed to expedite delivery and maintain customer satisfaction. Attractive discounts continue on many purchases; Access and Barclaycard orders are accepted.

SEMI-CONDUCTORS ● COMPONENTS ● ACCESSORIES, ETC.

★ FREE POSTAGE on all C.W.O. mail orders over £2 list value (excluding VAT) in U.K. If under, add 15p handling charge.

144 pages

40p

post paid

inc. refund

voucher

worth 40p

ELECTROVALUE LTD

All communications to Head Office, Dept. PES, 28 ST. JUDES ROAD, ENGLEFIELD GREEN, EGHAM, BURREY TW20 9HB. Phone Egham 3603. Telex 264475. Hours 9-5.30 daily, 1 pm Sat. NORTHERN BRANCH: 600 Burnage Lane, Burnage, Manchester M10 1NA. Phone 061-432 4945. Hours 9-5.30 pm, 1 pm Sat.

RETURN OF POST MAIL ORDER SERVICE

R.C.S. 10 WATT AMPLIFIER KIT



This kit is suitable for record players, tape play back, guitars, electronic instruments or small P.A. systems. Two versions are available. A mono kit or a stereo kit. The mono kit uses 13 semiconductors. The stereo kit uses 22 semiconductors with printed front panel and volume, bass and treble controls. Spec. 10W output into 8 ohms, 7W into 15 ohms. Resonance 20c/s to 30kc/s. Input 100m.v. high imp. Size 9 1/2in x 3in x 2in.

Mono kit **£11.25** Stereo kit **£18.45p**
Easy to build. Full instructions supplied.



ELAC 10 inch

Ribbed cone. Large ceramic magnet. 50-16,000 c/s. Bass resonance 55 c/s. 10W. 15 ohm impedance. **£4.50**

MAINS TRANSFORMERS

ALL POST 50p each.
250-0-250V 70mA, 6-3, 2A **£2.95**
250-0-250 80mA, 6-3V 3A, 6-3V 1A or 3V 2A **£4.80**
350-0-350 80mA, 6-3V 3A, 6-3V 1A or 3V 2A **£5.80**
300-0-300 120mA, 6-3V 4A C.T., 6-3V 2A **£7.00**
220V 45mA, 6-3V 2A **£1.75p**
HEATER TRANS, 6-3V 3A, 1/2 amp. **95p**
GENERAL PURPOSE LOW VOLTAGE.
Tapped outputs at 2A 3, 4, 5, 6, 8, 9, 10, 12, 15, 18, 24 and 30V. **£4.60**
1A 6, 8, 10, 12, 16, 18, 20, 24, 30, 36, 40, 48, 60 **£4.80**
2A, 6, 8, 12, 16, 18, 20, 24, 30, 36, 40, 48, 60 **£7.00**
3A, 6, 8, 10, 12, 16, 18, 20, 24, 30, 36, 40, 48, 60 **£8.70**
5A, 6, 8, 10, 12, 16, 18, 20, 24, 30, 36, 40, 48, 60 **£11.25**
5, 8, 10, 16V 1A **£2.** 6-0-6V 500mA **£1.** 9V 1A **£1.**
12V 300mA **£1.** 12V 500mA **£1.** 12V 750mA **£1.**
40V 2A tapped 10V or 30V **£2.95.** 20V 3A **£2.**
40V 2A **£2.95.** 30V 3A + 34V 2A c.t. **£3.75.**
20-0-20V 1A **£2.** 30V 1 1/2A **£1.75.** 20V 1A **£1.80.**
60V, 40V, 20V or 20-0-20V, 1A **£3.50.**
AUTO TRANSFORMERS. 115V to 230V or 230V to 115V 150W **£5.** 250W **£5.** 400W **£7.** 500W **£8.**
CHARGER TRANSFORMERS. Input 200/250V for 6 or 12V 1A **£2.75;** 4A **£4.60.**
FULL WAVE BRIDGE CHARGER RECTIFIERS: 6 or 12V outputs 1A 40p; 2A 55p; 4A 85p.

R.C.S. STABILISED POWER PACK KIT
All parts including printed circuit and instructions to build this unit. Voltages available: 6V, 7.5V, 9V, 12V. Up to 100mA output. **£2.95** Post 45p.
Please state voltage required.

R.C.S. STEREO FM TUNER



This completely cased mains powered Hi-Fi Tuner with brushed aluminium fascia is British made using the latest circuitry. Bargain. **£27.50** Post 45p.
Kuba Stereo Tuner/Amplifier Chassis. Brand new **£35.50.**

BARGAIN 3W AMPLIFIER. 4 Transistor Push-Pull Ready built with volume, treble and bass controls. 18 volt battery operated. **£3.95**

WAFER HEATING ELEMENTS THIN

Size 10 1/2 x 8 1/2 x 1/4 in. Operating voltage 200/250V a.c. 250W approx. Suitable for Heating Pads, Food Warmers, Convector Heaters, etc. Must be clamped between two sheets of metal or asbestos.
ONLY 40p EACH (FOUR FOR £1.50)
ALL POST PAID—Discounts for quantity.

E.M.I. 13 1/2 x 8in SPEAKER SALE!

With tweeter. And crossover. 10W. State 3 or 8 ohm. As illustrated. Post 45p

15W model £8.50
8 or 15 ohms. Post 65p

20W model £9.50
8 or 15 ohms. Post 65p



BAKER MAJOR 12 £14.95



Post £1.00
30-14,500 c/s. 12in double cone, woofer and tweeter cone together with a BAKER ceramic magnet assembly having a flux density of 14,000 gauss and a total flux of 145,000 Maxwells. Bass resonance 40 c/s. Rated 25W. NOTE: 4 or 8 or 16 ohms must be stated.

Module kit, 30-17,000 c/s with tweeter, crossover, baffle and instructions. **£18.95** As illustrated.
Please state 4 or 8 or 16 ohms. Post £1.60

"BIG SOUND" BAKER SPEAKERS

Robustly constructed to stand up to long periods of electronic power. As used by leading groups and discos. Useful response 30-13,000 c/s. Bass Resonance 55 c/s.
GROUP "25" 12in 30W **£11.95** Post £1. 4, 8 or 16 ohms.
GROUP "35" 12in 40W **£13.95** Post £1. 4, 8 or 16 ohms.
GROUP 50/12in 60W 8 or 16 ohms with aluminium presence dome. **£20.95** Post £1.60
GROUP "50" 15in 75W **£24.95** Post £1.60. 8 or 16 ohms.
Disc, Group + PA Cabinets in stock. Send for Leaflet. Cabinet Fittings, Handles, Corners, Feet, Covering Material all in stock.

BAKER 150 WATT ALL PURPOSE TRANSISTOR MIXER AMPLIFIER
Ideal for Groups, Disco, P.A. and Musical Instruments. 4 way mixing. Output 4/8/16 ohm. a.c. Mains. Separate treble and bass controls. **50 watt model £49.** **£68** Carr. £1.50

NEW 'DISCO 100 WATT' £52
ALL TRANSISTOR AMPLIFIER CHASSIS 2 inputs. 4 outputs separate volume treble and bass controls. Ideal disco or stage amplifier chassis. **BLACK CARRYING CABINET AVAILABLE £9.**

PW SOUND TO LIGHT DISPLAY
Complete kit of parts with R.C.S. printed circuit. Three 1,000W channels. As featured in Practical Wireless. **£14.00** CABINET extra £3.

GOODMANS CONE TWEETER
18,000 c/s. 25W 8 ohm. Price **£3.25**
E.M.I. 5in. mid range 25W **£4.95**
E.M.I. 13 x 8 in. 25W Base Unit **£8.50**
Celestion Mid Range Unit **£8.50**

R.C.S. 100 WATT VALVE AMPLIFIER CHASSIS



Professional model. Four inputs. Treble, Bass, Master Volume Controls. Ideal disco, P.A. or groups. S.A.E. for details. 5 speaker outputs. 3 or 8 or 15 ohm. 100V line to order. **£85** plus £2.50 carr. Suitable carrying case **£16.50.**

E.M.I. GRAM MOTOR 120V or 240V a.c. 2,400 r.p.m. 2-pole 70mA. Size 2 1/2 x 2 1/2 in. **£1.25** Post 30p

E.M.I. TAPE MOTOR 1,400 r.p.m. Spindle 3/16 in dia. 75V version £1. (Illustrated). Size 3 1/2 x 2 1/2 in. **£2.00** Post 30p


COLLARO GRAM MOTOR 120V GEAR BOX 25:1 95p **75p**
PHILIPS GRAM MOTOR 6 VOLT A.C. £1.50

BSR HI-FI AUTOCHANGER

Plays 12in, 10in or 7in records Auto or Manual. A high quality unit backed by BSR reliability with 12 months' guarantee. A.c. 200/250V. Size 12 1/2 x 14 1/2 in. Above motor board 3 1/2 in. Below motor board 2 1/2 in. With STEREO/MONO CARTRIDGE. **£11.95**
Single Player version **£18.50.** All Post 75p
GARRARD AUTOCHANGER Model 6300 **£14.95**
GARRARD MINICHANGER Size 12 x 8 in **£8.95**
BSR P128 with Cartridge **£18.50**

PORTABLE PLAYER CABINET £4.50

Post 50p.
Modern design. Size 16in x 15in x 7in rexine covered. Large front grille. Hinged lid. Chrome fittings. Motor board cut for Garrard or BSR deck.



R.C.S. DISCO DECK SINGLE RECORD PLAYER

Fitted with auto stop, stereo/compat. cartridge. Baseplate. Size 11in x 8 1/2 in. Turntable. Size 7in diameter. A.c. mains. 220/250V. 3 speeds plays all size records. **£6.95** Post 45p
Two for **£13.** Post 75p.

HEAVY METAL PLINTHS £6.50

With P.V.C. Cover. Cut out for most B.S.R. or Garrard decks. Silver grey finish. Model "A". Size 12 1/2 x 14 1/2 in. Post 75p.
Model "B". Size 16 x 13 1/2 in. **£7.50.**
Extra Large Plinth and Cover. Size 20 x 17 1/2 x 9 in. Callers only **£18.50.**

TINTED PLASTIC COVERS ONLY
Sizes: 'A'—14 1/2 in. 12 1/2 in x 4 1/2 in. **£2.50.** 'B'—20 1/2 in. 12 1/2 in. 4 1/2 in. **£3.** 'C'—17 1/2 in. 13 1/2 in. 3 1/2 in. **£3.25.**
'D'—16 in. 14 in. 4 in. **£3.50.**
'E'—19 in. 14 1/2 in. 4 1/2 in. **£3.50.**
Ideal for record decks, tape decks, etc. Post 75p.

BAKER HI-FI SPEAKERS HIGH QUALITY—BRITISH MADE SUPERB

12in 25 watts
A high quality loudspeaker, its remarkable low cone resonance ensures clear reproduction of the deepest bass. Fitted with a special copper drive and concentric tweeter cone resulting in full range reproduction with remarkable efficiency in the upper register.
Bass Resonance 25 c/s
Flux Density 16,500 gauss
Useful response 20-17,000 c/s
8 or 16 ohms models.
£21.95 Post £1.60

AUDITORIUM 12in 35 watts

A full range reproducer for high power. Electric Guitars, public address, multi-speaker systems, electric organs. Ideal for Hi-Fi and Discos. **£20.95** Post £1.60
15in model 45 watts **£24.95.** Post £1.60

BLANK ALUMINIUM CHASSIS, 18 s.w.g. 2 1/2 in sides. 6in x 4in, 70p; 8in x 6in, 90p; 10in x 7in, £1.15; 14in x 9in, £1.60; 16in x 6in, £1.45; 12in x 3in, 87p; 16in x 10in, £1.70; 12in x 8in, £1.35.
ALUMINIUM PANELS, 18 s.w.g. 6in x 4in, 15p; 8in x 6in, 25p; 10in x 7in, 30p; 12in x 5in, 30p; 12in x 8in, 40p; 16in x 6in, 45p; 14in x 9in, 50p; 12in x 12in, 55p; 16in x 10in, 75p.

ALUMINIUM ANGLE BRACKET, 6in x 2 1/2 in. 2in, 15p.
ALUMINIUM BOXES, MANY SIZES IN STOCK.

RADIO COMPONENT SPECIALISTS

337 WHITEHOUSE ROAD, CROYDON
Open 9—6 Wed. 9—1 Sat. 9—5 (Closed for lunch 1.15—2.30)
Minimum post 30p. Access and Barclaycard Welcome. Radio Books and Components Lists 10p. Rail Selhurst. Tel. 01-684 1645

ENGINEERS

FREE



This 44 page
FREE book
shows how!

YOURSELF FOR A BETTER JOB WITH MORE PAY!

Do you want promotion, a better job, higher pay? "New opportunities" shows you how to get them through a low-cost, Home Study Course. There are no books to buy and you can pay as you learn.

This easy to follow GUIDE TO SUCCESS should be read by every ambitious engineer. Send for this helpful 44 page free book NOW! No obligation, nobody will call on you. It could be the best thing you ever did.

CHOOSE A BRAND NEW FUTURE HERE

CUT OUT THIS COUPON

Tick or state subject of interest.
Post to address below.

- | | | |
|---|--|--------------------------|
| ELECTRICAL & ELECTRONICS | Air Registration Board Certs. | <input type="checkbox"/> |
| Practical Radio & Electronics (with kit) | MAA/IMI Dip. | <input type="checkbox"/> |
| Electronic Engineering Certificate | CONSTRUCTIONAL | <input type="checkbox"/> |
| General Elect. Eng. Certificate | Heating Ventilating & Air Conditioning | <input type="checkbox"/> |
| C. & G. Elect. Installations | Architectural Draughtsmanship & Design | <input type="checkbox"/> |
| Elect. Install. & Work | L.I.O.B. | <input type="checkbox"/> |
| C. & G. Elect. Technicians | Carpentry & Joinery | <input type="checkbox"/> |
| | Plumbing Technology | <input type="checkbox"/> |
| | General Building | <input type="checkbox"/> |
| | Painting & Decorating | <input type="checkbox"/> |
| RADIO & TELE-COMMUNICATIONS | MECHANICAL | <input type="checkbox"/> |
| Colour TV Servicing | A.M.S.E. (Mech.) | <input type="checkbox"/> |
| C. & G. Telecoms. Technician's Cert. | General Mech. Eng. | <input type="checkbox"/> |
| C. & G. Radio, TV & Electronics Mech. Cert. | Inst. Engineers & Technicians | <input type="checkbox"/> |
| Radio & TV Engineering Course | Maintenance Engineering | <input type="checkbox"/> |
| Radio, Servicing & Repairs | Welding | <input type="checkbox"/> |
| Radio Amateur's Exam | MANAGEMENT & PRODUCTION | <input type="checkbox"/> |
| | Computer Programming | <input type="checkbox"/> |
| | Inst. of Cost & Managements Accts. | <input type="checkbox"/> |
| | DRAUGHTSMANSHIP & DESIGN | <input type="checkbox"/> |
| AUTO & AERO | General Draughtsmanship | <input type="checkbox"/> |
| Motor Mechanics | A.M.I.E.D. | <input type="checkbox"/> |
| C. & G. Motor V. Mechanics | Electrical Draughtsmanship | <input type="checkbox"/> |
| General Auto Engineering | | |
| A.M.I.M.I. | | |

POST NOW

G.C.E.
—58 'O' & 'A' Level Subjects
—over 10,000 Group Passes!

Aldermaston College

Dept. TPE 22, Reading RG7 4PF

also at our London Advisory Office, 4 Fore Street Avenue, Moorgate, London EC2Y 5EJ. Tel. 01-828 2721.

NAME (Block Capitals)

ADDRESS

..... Postcode

Other subjects of interest Age

Accredited by C.A.C.C. Member of A.B.C.C.

HOME OF BRITISH INSTITUTE OF ENGINEERING TECHNOLOGY

VERO

For the Professional Amateur

Vero can offer a complete package to help you build your product to a truly professional standard. Full range of veroboards, accessories and housings. Please send 10p plus S.A.E., size 7" x 9" for catalogue.

Vero Electronics Limited, Industrial Estate, Chandler's Ford, Eastleigh, Hampshire, SO5 3ZB.
Telephone: (04215) 2956 Telex 47551 VEROEL G
Available worldwide through 3 subsidiary Companies and 25 Agents.

4 1/2 in x 3 1/2 in **METER**. 30µA, 50µA or 100µA, £4.75. 16p P. & P.

MICROPHONES FOR TAPE RECORDERS

DM228R 200 ohm with 3-5 and 2-5 mm Jack Plugs £1.30
DM229R 50K with 3-5 and 2-5 mm Jack Plugs £1.60
DM18D 200 ohm with 5 and 3 pin Din Plugs £1.75
Postage on above microphones 11p

CARDIOID DYNAMIC MICROPHONE

Model UD-130. Frequency response 50-15,000c/s. Impedance Dual 50K and 600 ohms, £7.50. 26p P. & P.

42 x 42mm meters 1mA, 500mA, £2.92. 16p P. & P.
60 x 45mm meters 50µA, 100µA, 500µA and 1mA VU meter, £4.14. 11p P. & P.
Edgewise meters 90mm x 34mm, 500µA, and 1mA, £3.40. 16p P. & P.

MULTI-METER

Model IT1-2
20,000 ohm/volt, £10.05. 26p P. & P.

3 WATT STEREO (1 1/2 + 1 1/2) PER CHANNEL AMPLIFIER

£4.30. 16p P. & P.

All above prices include V.A.T. LARGE S.A.E. for New List. Special prices for quantity quoted on request.

M. DZIUBAS

158 Bradshawgate • Bolton • Lancs. BL2 1BA

RADIO EXCHANGE LTD.

**ALL PRICES
INCLUDE VAT**

NEW EDU-KIT MAJOR

**COMPLETELY SOLDERLESS
ELECTRONIC CONSTRUCTION KIT
BUILD THESE PROJECTS WITHOUT SOLDERING IRON OR SOLDER**



- 4 Transistor Earpiece Radio
- Signal Tracer
- Signal Injector
- Transistor Tester NPN —PNP
- 4 Transistor Push Pull Amplifier
- 24 Resistors
- 312-way Connectors
- 3 Knobs
- 21 Capacitors
- 10 Transistors
- 312-way Connectors
- 2 Volume Controls
- 2 Slider Switches
- 2 Ferrite Rod
- 61 yards of wire
- 1 yard of sleeving, etc.
- 5 Transistor Push Pull Amplifier
- 7 Transistor Loudspeaker Radio MW/LW
- 5 Transistor Short Wave Radio
- Electronic Metronome
- Electronic Noise Generator
- Batteryless Crystal Radio
- One Transistor Radio
- 2 Transistor Regenerative Radio
- 3 Transistor Regenerative Radio
- Audible Continuity Tester
- Sensitive Pre-Amplifier
- Earpiece
- Mica Baseboard
- 1 Tuning Condenser
- 61 yards of wire
- 1 yard of sleeving, etc.

Complete kit of parts including construction plans

Total building costs £9.00 P.P. and Ins. 85p

V.H.F. AIR CONVERTER KIT

Build this converter kit and receive the aircraft band by placing it by the side of a radio tuned to medium wave or the long wave band and operating as shown in the instructions supplied free with all parts.

Uses a retractable chrome plated telescopic aerial, gain control, V.H.F. tuning capacitor, transistor, etc.

All parts including case and plans

£3.95 P.P. & Ins. 45p



NEW ROAMER TEN MODEL R.K. 3


MULTIBAND V.H.F. AND A.M. RECEIVER.

**13 TRANSISTORS AND FIVE DIODES.
QUALITY 5" x 3" LOUDSPEAKERS.**

WITH Multiband V.H.F. section covering Mobiles, Aircraft, T.V. Sound, Public Service Band, Local V.H.F. Stations, etc. and Multiband A.M. section with Airspaced Slow Motion Drive Tuning Capacitor for easier and accurate tuning, covering M.W.1. M.W.2. L.W. Three Short Wave Bands S.W.1. S.W.2. S.W.3 and Trawler Band. Built-in Ferrite Rod Aerial for Medium Wave, Long Wave and Trawler Band, etc.. Chrome Plated 7 section Telescopic Aerial, angled and rotatable for peak Short Wave and V.H.F. reception. Push-Pull output using 600mW Transistors. Gain, Wave-Change and Tone Controls. Plus two Slider Switches. Negative Feedback circuit and SPECIAL POWER BOOSTER SOCKET AND RESISTOR, to virtually double gain if required. Powered by P.P.9—9 volt Battery.

Complete kit of parts including carrying strap, Building Instructions and operating Manuals. **£13.99** Inc. P. & P.

Case enclosure kit (if required), **£1.80** inc. P. P. and Ins.




POCKET FIVE

Now with 3in Loudspeaker

3 tunable wavebands. MW, LW and trawler band. 7 stages, 5 transistors and 2 diodes, supersensitive ferrite rod aerial, attractive black and gold case. Size 5 1/2in x 1 1/2in x 3 1/4 in approx.

Complete kit of parts including construction plans.

Total Building Costs: £3.60 P.P. and Ins. 60p



NEW Everyday Series

Build this exciting new series of designs

E.V.5. 5 Transistors and 3 diodes. MW/LW. Powered by 4 1/2V battery. Ferrite rod aerial, tuning condenser, volume control, and now with 3in. loudspeaker. Attractive case with red speaker grille. Size 9in. x 5 1/2in. x 2 1/2in. approx. All parts including Case and Plans.

Total Building costs £4.30 P. & P. + Ins. 80p

E.V.6. Case and looks as above. 6 Transistors 3 diodes. Powered by 9V battery. Ferrite rod aerial. 3in. loudspeaker, etc. MW/LW coverage. Push/Pull output. All parts including Case and Plans.

Total Building costs £4.95 P. & P. + Ins. 65p

E.V.7. Case and looks as above. 7 Transistors and 3 diodes. Six wavebands, MW/LW, Trawler Band SW1, SW2, SW3, powered by 9V battery. Push pull output. Telescopic aerial for short waves. 3in. Loudspeaker. All parts including Case and Plans.

Total Building Costs £6.95 P. & P. + Ins. 70p



ELECTRONIC CONSTRUCTION KITS

E.C.K. 2 Self Contained Multi-Band V.H.F. Receiver Kit.

9 transistors and 3 diodes. Push pull output. 3in loudspeaker, gain control, superb 9 section swivel ratchet and retractable chrome plated telescopic aerial, V.H.F. tuning capacitor, resistors, capacitors, transistors, etc. Will receive T.V. sound, public service band, aircraft, V.H.F. local stations, etc. Operates from a 9 volt P.P. 7 battery (not supplied with kit).

Complete kit of parts £7.95 P.P. and Ins. 70p




including Construction Plans

E.C.K. 4

7 Transistors, 6 tuneable wavebands, MW, LW, Trawler Band, 3 Short Wave Bands. Receiver Kit.

With 3in x 3in loudspeaker. Push pull output stage, gain control, and rotary switch. 7 transistors and 4 diodes. 6 section chrome-plated telescopic aerial. 8in sensitive ready wound ferrite rod aerial, tuning capacitor, resistors, capacitors, etc. Operates from a 9 volt P.P. 7 battery (not supplied with kit).

Complete kit of parts £7.25 P.P. and Ins. 70p



including Construction Plans


EDU-KIT JUNIOR

Completely Solderless Electronic Construction Kit. Build these projects without Soldering Iron or Solder.

- ★ Crystal Radio Medium Wave Coverage—No Battery necessary
- ★ One Transistor Radio
- ★ 2 Transistor Regenerative Radio
- ★ 3 Transistor Earpiece Radio Medium Wave Coverage
- ★ 4 Transistor Medium Wave Loudspeaker Radio
- ★ Electronic Noise Generator
- ★ Electronic Metronome
- ★ 4 Transistor Push/Pull Amplifier

All parts including loudspeaker, earpiece, MW ferrite rod aerial, capacitors, resistors, transistors, etc.

Complete kit of parts £6.55 P. & P. including construction plans + Ins. 60p



**To: RADIO EXCHANGE LTD.
61A High Street
Bedford MK40 1SA**

Tel: 0234 52367
REG NO. 788372

- Callers side entrance "Lavelis" Shop.
- Open 10-1, 2.30-4.30 Mon.-Fri. 9-12 Sat.


I enclose £..... for.....

Name.....

Address.....

PE5/77

INVERTORS



240v-50Hz from your 12v car battery.

25 watt—£4.75 300 watt (24v)—£26.45
 40 watt—£8.27 400 watt (12v)—£39.05
 75 watt—£12.03 500 watt (24v)—£48.18
 150 watt—£21.27 1kW (50v)—£127.00
 300 watt (12v)—£33.03 5kW (110v)—£140.80

All above invertors are in kit form but may be purchased built up in metal case & ready for use. Price list sent on receipt of s.a.e. Prices include post & packing.

P.W. AUTOMATIC EMERGENCY SUPPLY

240v-50Hz-150 watt inverter with built in battery charger. In event of power failure switches over automatically from battery charging to inverter operation. Cct. as appeared in Dec. 72 P.W. Complete kit of parts (excluding meter) £24.50 + £1.70p. & p.

DIGITAL WATCH


L.E.D. display giving hours, minutes, seconds and date. Design based on American technology, and fantastic value at £16 + 30p p. & p.
 One year guarantee.

TRANSFORMERS & COILS

Both high volume & small order capacity available.
 Special offer. Miniature mains transformer 6-0-6v-6V A —85p plus 10p p. & p.

TRADE & EXPORT ENQUIRIES WELCOMED

P.E. ORION STEREO AMPLIFIER



20 + 20 Watts r.m.s. into 8 ohm load. Distortion less than 0.01% 100Hz-10kHz. Frequency response \pm 1dB 20 Hz to 20 kHz. Hum level virtually nil with volume full on.

This is a power amplifier of superb quality incorporating the very latest design features. Professional hi-fi enthusiasts have classed it as fantastic and real value for money. The CCT incorporates a low flux transformer and inputs for disc, tape, tuner, etc.


Complete kit of parts including slim line bookend case, silk screened front panel & knobs. £47.30 incl. VAT & p. & p.

The bookend case, I.C.s & semiconductors, P.C. board, Transformer, etc. may be purchased separately if desired. Send S.A.E. for further information

P.E. ORION TUNER

Full kit of parts for this superb tuner unit to complement the now well established amplifier. Parts may also be purchased separately. Send S.A.E.

ASTRO IGNITION




ASTRO IGNITION SYSTEM

Complete kit of parts for this proven and tested system £10.45 incl. VAT. Ready built with only two connections to alter £13.75 incl. VAT. Thousands have used this system both home and abroad. Consider these *advantages* more power, faster acceleration, fuel economy, excellent cold starting, smoother running, no contact breaker burning. Also because of the high energy spark, the fuel mixture can be made weaker giving further economy and fewer plug problems. Fitting time when built 5 minutes approx. Please state whether positive or negative earth. Trade and export enquiries welcomed.

ASTRO ELECTRONICS

Spring Bank Road, West Park
 Chesterfield.

WHAT IS IT?



IT'S—
 A QUARTZ DIGITAL CLOCK
 Hrs., Mins., AM/PM, Day, Date
 AN ALARM CLOCK
 4 Alarm Memories
 A STOPWATCH
 To 9 hrs., 59 mins., 59.9 secs.
 A CALCULATOR
 Time and Date calculations
 ANOTHER WORLD FIRST FROM CASIO

THE CO-1
 ONLY 1in x 2½in x 5½in. ONLY 5.2 OUNCES.
 ONLY £29.95 (R.R.P. £35.95)

NEW 1977 Casio Casiotron Watches

8 functions and backlight
 Stopwatch. Dual time zones

Arguably the best watches in the world—at any price. Certainly the most versatile.
 R18B (R.R.P. £75.95) £58.50
 S18B (R.R.P. £89.95) £68.50
 S15B (R.R.P. £99.95) (Illustrated) £78.50
 Other CASIOTRON watches from £38.50



NEW

Fairchild Timeband L.C.D.s
 Battery Hatch for Self-change
 Free Replacement Battery
 Lower prices—Higher quality

5 + 4 functions. Round watch on strap
 TC411, Chrome £25.95. TC410, Gold £28.95.
 5 + 4 functions. Illustrated.
 TC413, Chrome £31.00. TC412, Gold £33.95.

NEW. TIMEBAND DIGITAL ALARM CLOCK with snooze button £14.95
 Send 10p for our ILLUSTRATED CATALOGUE. Probably the WIDEST RANGE of the BEST watches at the LOWEST prices. Accurist, Ibico, National Semiconductor, Optim, SEIKO, Texas, etc. Also LADIES Watches.

TEMPUS

Dept. PE, 19-21 Fitzroy Street
 Cambridge CB1 1EH. Tel. 0223 312866

TECHNICAL TRAINING IN ELECTRONICS AND TELECOMMUNICATIONS

ICS can provide the technical knowledge that is so essential to your success; knowledge that will enable you to take advantage of the many opportunities open to trained people. You study in your own home, in your own time and at your own pace and if you are studying for an examination ICS guarantee coaching until you are successful.

City & Guilds Certificates:

Telecommunications Technicians
 Radio, TV, Electronics Technicians
 Technical Communications
 Radio Servicing Theory
 Radio Amateurs
 Electrical Installation Work
 MPT Radio Communications Certificate

Diploma Courses:

Colour TV Servicing
 Electronic Engineering and Maintenance
 Computer Engineering and Programming
 Radio, TV, Audio Engineering and Servicing
 Electrical Engineering, Installation and Contracting

POST OR PHONE TODAY FOR FREE BOOKLET

To: International Correspondence Schools

ICS Dept. 771F Intertext House, London
 SW8 4UJ or telephone 01-622 9911

Subject of Interest _____

Name _____

Address _____

Tel: _____



Ever get the HUMP Rigoletto?

No - I do Verdi well by getting all my components from HOME RADIO!

Forgive the terrible puns. If you don't quite twig 'em just have a word with your opera-going friends and they will reveal all! Frankly, we've used the characters above simply to catch your attention and to lead you on to the more interesting point that Home Radio Components Ltd. are *the* people to deal with when you need components for the projects in this magazine, or any other electronic gadget you may be creating. *Thousands* of constructors have proved that they get good advice, good components, good value, good service from Home Radio. Many buy over the counter at Mitcham, many purchase by Mail Order, sending a cheque or P.O. each time they need something, and a growing number of customers are proving the advantages of joining the Home Radio Credit Scheme. Whichever method you opt for you'll need a Home Radio catalogue. Read all about it in the paragraph below.

The famous Home Radio Components catalogue comprises 200 pages, listing about 5,000 items, nearly 2,000 of them illustrated. Everything is set out so clearly and concisely that the catalogue is a pleasure to use. When you buy one we also send you a free mini catalogue filled with extra special bargains. The saving on some purchases from this bargain list alone can more than pay for the catalogue, which costs £1 plus 40p for post and packing. Send off the coupon with your cheque or P.O. for £1.40 now. The catalogue and bargain list will come to you by return post.

Please write your Name and Address in block capitals

NAME

ADDRESS

HOME RADIO (Components) LTD Dept PE 234-240 London Road, Mitcham, Surrey CR4 3HD Regd No 912966 London



POST THIS COUPON
with cheque or p.o. for
£1.40

HOME RADIO (Components) LTD Dept PE 234-240 London Road Mitcham CR4 3HD Phone 01-648 8422

Op-Amp Circuit design and application

by J. Carr Price £4.00

UNDERSTANDING MICROPROCESSORS by Motorola Price £3.25

RADIO COMMUNICATION HANDBOOK Vol. 1 by R. S. G. B. Price £8.00

HI FI YEAR BOOK 1977 Price £3.50

MASTER ELECTRONICS IN MUSIC by T. D. Towers Price £2.75

110 ELECTRONIC ALARM PROJECTS FOR THE HOME CONSTRUCTOR by R. M. Marston Price £3.30

BUILD YOUR OWN WORKING ROBOT by D. L. Heiserman Price £3.60

PROBLEMS AND SOLUTIONS IN LOGIC DESIGN by D. Zissos Price £2.10

MINICOMPUTERS AND MICRO-PROCESSORS by M. Healey Price £6.85

BUILD IT BOOK OF MINIATURE TEST & MEASUREMENT INSTRUMENTS by R. P. Haviland Price £3.30

ARRL ELECTRONICS DATA BOOK Price £3.30

★ ALL PRICES INCLUDE POSTAGE ★

THE MODERN BOOK CO.

BRITAIN'S LARGEST STOCKIST of British and American Technical Books

19-21 PRAED STREET LONDON W2 1NP

Phone 01-723 4185

Closed Saturday 1 p.m.

OSMABET LTD

We make transformers amongst other things

LOW VOLTAGE TRANSFORMERS
6.3V 1.5A £2; 3A £3; 6A £4; 12V 1.5A £2-40; 3A CT £4-25; 6A CT £8; 16V 1.5A CT £4-25; 24V 1.5A CT £4-25; 3A CT £8; 5A £8-78; 8A £18; 12A £21-90; 40V 3A CT £8-78; 50V 8A CT £21; 15-0-15V 1A £2-78; 2A £8-28; 18-0-18V 1A £4-50; 2A £8; 20-0-20V 2A £8; 25V 2A + 25V 2A £7-50; 12V 4A + 12V 4A £7-50.

LT TRANSFORMERS TAPPED SEC. Prim. 200/240V
0-10-12-14-16-18V 2A £4; 4A £8-25; 0-12-15-20-24-30V 2A £4-50; 4A £7-80; 0-5-20-30-40-50V 1A £3-25; 2A £7-50; 0-40-50-60-80-100-110V 1A £7-50.

MIDGET RECTIFIER TRANSFORMERS
For FW recs. 200/240V a.c. 8-0-8V 1.5A or 9-0-9V 1A £2-28 each; 12-0-12V 1A or 20-0-20V 0.75A, or 9-0-9V 0.3A, or 12-0-12V 0.25A, or 20-0-20V 0.15A or 8V 0.5A + 8V 0.5A, or 9V 0.35A + 9V 0.35A, or 12V 0.25A + 12V 0.25A, or 20V 0.15A + 20V 0.15A, all at £2-85 each.

LOUDSPEAKERS
2 1/2in 8Ω, 2 1/2in 8 or 25Ω, 3in 8 or 35Ω, 3 1/2in 15Ω, all at £1 each, 8 x 5in 4, 8 or 25Ω, £2 each, 7 x 4in 3, 8, 15 or 25Ω, £1-50 each 8in 8Ω £2.

"INSTANT" BULK CASSETTE AND TAPE ERASERS
Instant erasure of cassettes and tape spoofs, demagnetises tape heads. 200/240V a.c., £2-75.

SYNCHRONOUS GEARED MOTORS 200/240V a.c.
Brand new Smitha, built-in gearbox, 8 r.p.m., £1-25.

TAPE RECORDER MOTORS 200/240V a.c.
Blowers, fans, etc., with capacitor, £1-25.

SPEAKER MATCHING AUTO TRANSFORMERS
12W, 3 to 8 or 15Ω, up or down, £2.

PAPER TUBULAR CONDENSERS, W/E
4 7mF 160V 25p (100 for £10).

CABLES—CABLES—CABLES

MICROPHONE TWIN H/DUTY, BRAIDED SCREEN
Professional cable for stage studio, outdoor, PVC covered, 20p per metre.

MULTI WAY SCREENED, PVC COVERED
36-way £1; 25-way 75p; 14-way 50p; 8-way 25p; 4-way 20p; 2-way 10p; 1-way 8p per metre.

LOW LOSS CO-AXIAL CABLE 75Ω
UHF 18p per metre; VHF 10p per metre.


BALANCED TWIN FLAT FEEDER 300Ω
50p per 10 metres.

MINI 3-CORE CABLE, 19/10, 10mm
Ideal for speakers, intercoms, etc. £3-50 per 100 metres.

TWIN FIG 8 CABLE
Polarised, 100m/£3; screened stereo, 15m/£1.

ALL TYPES DOMESTIC AND COMMERCIAL CABLE
MULTI SCREENED AND UNSCREENED CABLE
ALL SIZES AND COLOURS CONNECTING WIRES
TRADE ENQUIRIES INVITED
Carriage and VAT on all orders
S.A.E. ENQUIRIES, LISTS, MAIL ORDER ONLY
46 Kenilworth Road, Edgware, Middx HA8 8YG
Tel. 01-958 9314

G8CZW DIGITAL FREQUENCY METER



COMPLETE 50MHz KIT £54 inc. VAT and Post (U.K.)

- | | |
|---|------|
| ZN 1040E Count/Display I C | £ |
| Integrated Circuit Pack | 6-10 |
| Displays and Filter | 9-25 |
| Semiconductor and Diode Pack | 7-28 |
| Resistor and Capacitor Pack | 2-38 |
| Logic and Display P.C.B.s | 2-98 |
| 5 MHz Crystal | 4-84 |
| Transformer 8-0-8V (+ 60p P & P) | 3-45 |
| I.C. Sockets Pack | 2-48 |
| Switches, Knob, BNC Sockets, etc | 2-30 |
| Hardware and Wire Pack | 4-15 |
| Case—Two-tone PVC-faced steel punched and lettered (+ 75p P & P) | 1-45 |
| Spare min. BNC Sockets (50 ohm) | 5-75 |
| Spare min BNC Plugs (50 ohm) | 0-65 |
| Complete kit of parts for High Impedance Buffer (includes PCB) | 0-70 |
| High Impedance Buffer P.C.B. only | 3-82 |
| Complete kit for VHF pre-scaler (includes PCB but less I.C.) | 0-80 |
| VHF Pre-scaler printed circuit board only | 1-78 |
| SP8631B 500MHz Pre-scaler I.C. | 0-80 |
| ZN1034E Precision Timer I.C. | 8-96 |
| ZNA116E 3 1/2 digit digit-voltmeter I.C. | 2-97 |
| Digital Voltmeter P.C.B.s and Circuits | 6-48 |
| NE592 Wideband video amplifier I.C. | 3-78 |
| Reprint of full G8CZW article (post free) | 1-43 |
| All prices inc. VAT at the standard rate. Please add 20p P. & P. for packs. S.A.E. for full lists. Overseas—Deduct 8% off these prices. | 0-50 |

abc ELECTRONICS (OLDHAM) LTD.
83 Lees Road, Oldham OL4 1JW
Tel. 061-624 8812



RECEIVERS AND COMPONENTS

BRAND NEW COMPONENTS BY RETURN

Electrolytic Capacitors 16V, 25V, 50V—0.47, 1.0, 2.2, 4.7 and 10µF 5p; 22, 47, 100 (50V 6p); 100 7p (50V 8p); 220 8p (50V 10p); 470 11p (50V 16p); 1,000 (16V) 15p, 1,000 (25V) 18p, 1,000 (50V) 22p. **Subminiature Bead Tantulum Electrolytics**—0.1, 0.22, 0.47, 1.0, 2.2 at 35V, 4.7/23V 11p; 10/25V 18p, 22/16V, 47/8V and 100/3V 15p. **Mullard Min. Ceramic E12 Series** 63V 2%—10pF to 47pF—3p, 5p, 10p to 330 pF 4p. **Vertical Mounting Ceramic Plate** 50V—E12 series 22—1,000pF and E6 series 1,500—47,000pF 2p. **Polystyrene E12 Series** 63V Horizontal Mounting—10—1,000pF 3p; 1,200—10,000pF 4p. **Mullard Polyester 250V Vertical Mounting E8 Series**—0.01—0.1 4p; 0.15, 0.22 5p; 0.33, 0.47 8p; 0.68 11p; 1.0 13p; 1.5 20p; 2.2 22p. **Mylar (Polyester) Film 100V Vertical Mounting**—0.001, 0.002, 0.005 3p; 0.01, 0.02 4p; 0.04, 0.05 4p. **Miniature Resistors Highstab E12 Series** 5%. **Carbon Film** 0.25W 1Ω to 10MΩ. (10% over 13) 1p. **Metal Film** 0.125W, 0.25W and 0.5W 10Ω to 2MΩ 1p. **Metal Film 1W** 27Ω to 10MΩ 2p. **1N4148 3p**; 1N4005 5p; 1N4007 7p; 1N4007 8p; BC107/8/9, BC147/8/9, BF157/8/9, BF194, 197 8p. **Fuses** 20mm glass, 1/4in glass, 1in ceramic 2 1/2p. **Post 10p** (free over £4). **Prices inclusive of VAT.**

THE C.R. SUPPLY CO.
127 Chesterfield Road, Sheffield S8 0RN

LED's. Mixed bags of 4 different sizes and 4 different colours. 50, **£5.25**; 100, **£9.25**, including VAT and post and packing. **C.W.O. MICHAEL WILLIAMS ELECTRONICS**, 47 Veigear Avenue, Cheadle Hulme, Cheshire, SK8 7JP.

LEDs	Red	Green	Yellow	Orange	INFRA RED	
0.125"	15p	27p	27p	27p	6mW £1.55	
0.2"	19p	33p	33p	33p	ORP12 55p	
					OCP71 46p	
					OPTO-ISOLATOR TIL111 £1 LED - clip - 1p	
AC125/6/8	15p	SCRs	50V	100V	400V	400V TRIACS
AD161/162	40p	TO18A	25p	27p	44p	2A TO5 60p
AF117	20p	TO66 3A	27p	35p	50p	BR100Diac 21p
AF124.5/6.7	34p	Stud 7A	50p	55p		10A20T20 £1.50
AF139/239	40p					
BC107/8/9	8p	2N3055	41p			VOLTAGE REGS.
BC109C	12p	2N3702/3.4	12p			5V 7805 Plastic
BC147/8/9	10p	2N3903/4.5/6	16p			12V 7812 1 Amp
BC157/8/9	11p	2N2646	45p			15V 7815 1p
BC167/8/9	11p	1T543	25p			18V 7818 £1.50
BC189C	12p	2N244	35p			24V 7824
BC177/8/9	17p	MPS102	40p			723 DIP14 50p
BC182/3/4/L	11p	2N3819	25p			
BC186/7	30p	2N3823E	30p			BRIDGE RECTS.
BC212/3/4/L	12p	2N5459	40p			2A 50V 35p
BCY70/71/72	13p	1N914	3p			2A 100V 41p
BD131/132	40p	1N916	6p			2A 200V 46p
BD139/140	80p	1N4001	5p			2A 400V 54p
BF194.5	12p	1N4002/3	6p			2A 1000V 65p
BF196/7	14p	1N4004/5	7p			
BFY50/51	16p	1N4006/7	8p			OP. AMPS.
BFX29/35	30p	1N4148	4p			708 all 25p
BFX84	24p	3A 50V	14p			741 8-pin 29p
BSX19/20	18p	3A 100V	15p			748 D 1 L 35p
MJE2955	£1	3A 600V	22p			LM301 50p
MJE3055	65p	BA156	12p			
OC71	10p	BA156	12p			555 Timer 60p
2N697	15p	BA156	12p			556 2 x 555 £1.10
2N706	15p	BY127	16p			NE560 £1.75
2N1711	20p	OA47	8p			LM380 £1.00
2N2219	20p	OA81 OA79	8p			LM381 £1.65
2N2904.5/6/7	18p	OA91 OA95	7p			LM3900 70p
2N2934.5/6A	18p	OA200	7p			
2N2928/1	7p	OA202	7p			D.I.L. SOCKETS
2N2926(G)	12p	OA207	7p			8-pin 14-pin 16-pin
2N3053	15p	ZENERS 2.7-33V				12p 13p 14p
2N3054	45p	BZY88 or sim	8p			Mica + bushes
						TO3 TO66 5p
						Dalo Pen 70p
						Avdelbond 2gm 85p

ISLAND DEVICES, P.O. Box 11, 19 Carraways Place, Margate, Kent. M.order only. Prices inc. +15p P. & P.

SMALL ADS

The prepaid rate for classified advertisements is 15 pence per word (minimum 12 words), box number 40p extra. Semi-display setting £12.00 per single column inch (2.5cm). All cheques, postal orders etc., to be made payable to Practical Electronics and crossed "Lloyds Bank Ltd." Treasury notes should always be sent registered post. Advertisements, together with remittance, should be sent to the Classified Advertisement Manager, Practical Electronics, Room 2337, IPC Magazines Limited, King's Reach Tower, Stamford St., London, SE1 9LS. (Telephone 01-261 5918).

AMPLIFIERS

New, boxed, guaranteed, working. 1 watt audio amplifier panels with 2-speed motor controller incorporated, uses i.e. type LM380N and runs from 9V power supply, only £1 each inc. VAT, P. & P., etc. Drawings and i.e. data add extra 60p to order.

From: **INDUSTRIAL RF SERVICES**
51 Deptford Roadway, London SE8 4PH
Tel. 01-692 4284

FULL SPEC. TTL

7400	14p	7445/7/8	78p	74121	31p
7401/2/3	14p	7450/3/4	14p	74122	43p
7404/5/8	16p	7472	22p	74123	59p
7410/20	14p	7473/4/6	29p	74141	66p
7411/2	20p	7475	47p	74145	72p
7413	30p	7480	44p	74150	£1.05
7414	67p	7483	73p	74153	65p
7417	30p	7486	97p	74154	£1.10
7422	16p	7485	£1.03	74155	69p
7425/7	28p	7486	29p	74157	68p
7430	14p	7489	£2.50	74164	£1.10
7432	26p	7490	43p	74174	97p
7437	27p	7491	64p	74175	92p
7440/60	14p	7492/3	46p	74181	£2.19
7441	66p	7496	69p	74190	£1.25
7442	59p	74100	97p	74193	£1.08

DL707E 0.3in. displays 69p. 1N4148 2p. Intel 2102A-6 (650ns) 1K Memories £3. 1W 5%. E12 series Piher resistors 1p, 90p/100.

All prices include VAT

S.A.E. or full list. P. & P. (1st class) 20p. C.W.O.

J. C. JONES (PE23)

Mail order only

46 Burstallars, St. Ives, Cambs., PE17 4XX

RESISTORS: AEL2 Type. Carbon film high stab. 5% E24 range. Sold in units of 10. 1/4W (4B7 to 2M2), 8p per 10; 1/2W (10E to 10M), 9p per 10. Also transistors BC108/9, 75p per 10. LEDs red, 12p; green and yellow, 20p, type TIL209/FLV117 0.2in. potentiometers (Phillips/Egen) 1k, 4k7, 10k, 100k, 220k, 470k, 1M, 2M2. Lin/Log at 21p each + VAT (high rate) 12p + 20p postage. S.A.E. for more details. **CW ELECTRONICS**, Dept. PE, 10 Kingsley Path, Britwell Estate, Slough, Berkshire. We also have a trade and export dept.

P.C.Bs Paxolin 5 1/2in x 5 1/2in, 6 for £1. 12in x 9in 70p. 17in x 9 1/2in, £1. Fibre glass 13in x 5 1/2in, £1. 13in x 11in, £1.75. D.S. 7in x 8in, 80p. Bank of 10 Neons with 10 x C407 transistors £1. 5 figure Resettable Counter 18/22V works on 12V £3.10. P.S.U. panel 2 x 2N3702, 2 x AC153, bridge rect. electrolytics, etc. 55p. Three assorted meters £2.10; 7 lb assorted components £2.75. List 15p. Refund on purchase. Over £1 post paid; under add 20p; ins. add 10p.

J. W. B. RADIO

2 Barnfield Crescent, Sale, Cheshire, M33 1NL

R. T. SERVICES

(MAIL ORDER ONLY)

75 Hayfield Rd., Salford 6, Lancs.

BRAND NEW S/S P.C. BOARD, 8 1/2in. x 7in. 5 pieces, £12.00 inc.

PANEL with 6 2N3055 transistors plus 6 N.P.N. and 6 P.N.P. transistors £17.5 inc.

FM TUNER with R.F. Stage and A.G.C. 3 transistors, neg. earth 2 1/2 x 2 1/2in with circuit, £1.75.

MAINS INPUT TRANSFORMERS 20V-0-20V at 2amp, £3.95. New. 6V at 1amp, £1.45. New. 12V at 1/2amp, £1.45. New.

Mixed Pack of C280 series Mullard capacitors, 100 for £1.15 inc. P. & P. Send S.A.E. for our list prices.

Tel. 061-236 1541

All prices include VAT and P. & P.

CONDITIONS OF ACCEPTANCE OF CLASSIFIED ADVERTISEMENTS

1. Advertisements are accepted subject to the conditions appearing on our current advertisement rate card and on the express understanding that the Advertiser warrants that the advertisement does not contravene any Act of Parliament nor is it an infringement of the British Code of Advertising Practice.
2. The publishers reserve the right to refuse or withdraw any advertisement.
3. Although every care is taken, the Publishers shall not be liable for clerical or printers' errors or their consequences.

Brand New Components

Electrolytic Capacitors.					
25V	25V	25V	50V	50V	50V
10	22	100	1.0	4.7	22
			2.2	10	47
4 1/2p	5p	6p	4 1/2p	5p	6p

Polyester Capacitors. 250V PC mounting. 0.01, 0.015, 0.022, 0.033, 0.047, 3p; 0.068, 0.1, 4p; 0.15, 0.22, 5p; 0.33, 0.47, 8p; 0.68, 11p; 1.0, 13p; 1.5, 19p; 2.2µF, 22p.

Carbon Film Resistors. 0.33W 5% Hi-stability. E12. 100 to 470Ω. All selection. 0.9p each, 0.8p 100+4, 0.75p 1000+.

Return of post service. Prices include 12 1/2% VAT. Allow 15p for carriage. Mail order only. Export enquiries welcome.

C. N. Stevenson (PE)
304 Avery Hill Road, London SE9 2JN

Precision Polycarbonate Capacitors

All High Stability—extremely Low Leakage		63V D.C. RANGE					
Value	Dimen- Price	Value	±1%	±2%	±5%		
(µF)	sions (mm, each	µF					
L	D						
0.1	27	12.7	88p	0.22-0.47	£1.32	77p	51p
1.5	27	12.7	80p	0.68	£1.44	84p	56p
0.22	33	16	86p	1.0	£1.56	91p	60p
0.25	33	16	92p	1.5	£1.74	£1.16	67p
0.33	33	16	99p	2.2	£1.98	£1.32	75p
0.47	33	19	£1.10	3.3	£2.40	£1.60	89p
0.5	33	19	£1.16	4.7	£2.82	£1.88	£1.23
0.68	50	19	£1.25	6.8	£3.48	£2.32	£1.47
1.0	50	19	£1.37	10	£4.98	£3.32	£2.01
1.5	50	25.4	£1.64	15	£7.14	£4.78	£2.88
2.0	50	25.4	£1.95	22	£9.66	£6.44	£3.90

TANTALUM BEAD CAPACITORS—Value available: 0.1, 0.22, 0.33, 0.47, 0.68, 1.0, 2.2, 3.3, 4.7, 6.8µF at 15V/25V or 33V; 10µF at 16V/20V or 25V; 22µF at 6V/10V or 16V; 33µF at 6V or 10V; 47µF at 3V or 6V; 100µF at 3V. All at 12p each, 10 for £1.10*, 50 for £5*, 100 for £9*.

TRANSISTORS & I.C.'s

BC107/8/9	8p	*BC212/212L 12p	2N3055	50p
*BC114	12p	*BC213/213L 11p	OC71/2	20p
*BC147/8/9	10p	*BC214/214L 11p	*NE555	Timer 60p
*BC153	16p	*BF194/5	12p	*741C Spin D1L
*BC154/7/8/9	12p	BF500/1/2	20p	
*BC181/182L 11p	AF178	40p	ZN414	£1.15
*BC183/183L 11p	F239	38p	SN76103ND	£1.50
*BC184/184L 12p	*2N3702/4	11p		

POPULAR DIODES—1N914 6p, 8 for 45p, 18 for 80p; 1N916 8p, 6 for 45p, 14 for 90p; 1N34 5p, 11 for 50p, 26 for £1.00, 1N4148 5p, 6 for 27p, 12 for 48p; 1N4001 6p; 002 6p; 003 6p; 004 7p; 005 7p; 006 8p; 007 8p; 008 8p; 009 8p; 010 8p; 011 8p; 012 8p; 013 8p; 014 8p; 015 8p; 016 8p; 017 8p; 018 8p; 019 8p; 020 8p; 021 8p; 022 8p; 023 8p; 024 8p; 025 8p; 026 8p; 027 8p; 028 8p; 029 8p; 030 8p; 031 8p; 032 8p; 033 8p; 034 8p; 035 8p; 036 8p; 037 8p; 038 8p; 039 8p; 040 8p; 041 8p; 042 8p; 043 8p; 044 8p; 045 8p; 046 8p; 047 8p; 048 8p; 049 8p; 050 8p; 051 8p; 052 8p; 053 8p; 054 8p; 055 8p; 056 8p; 057 8p; 058 8p; 059 8p; 060 8p; 061 8p; 062 8p; 063 8p; 064 8p; 065 8p; 066 8p; 067 8p; 068 8p; 069 8p; 070 8p; 071 8p; 072 8p; 073 8p; 074 8p; 075 8p; 076 8p; 077 8p; 078 8p; 079 8p; 080 8p; 081 8p; 082 8p; 083 8p; 084 8p; 085 8p; 086 8p; 087 8p; 088 8p; 089 8p; 090 8p; 091 8p; 092 8p; 093 8p; 094 8p; 095 8p; 096 8p; 097 8p; 098 8p; 099 8p; 100 8p; 101 8p; 102 8p; 103 8p; 104 8p; 105 8p; 106 8p; 107 8p; 108 8p; 109 8p; 110 8p; 111 8p; 112 8p; 113 8p; 114 8p; 115 8p; 116 8p; 117 8p; 118 8p; 119 8p; 120 8p; 121 8p; 122 8p; 123 8p; 124 8p; 125 8p; 126 8p; 127 8p; 128 8p; 129 8p; 130 8p; 131 8p; 132 8p; 133 8p; 134 8p; 135 8p; 136 8p; 137 8p; 138 8p; 139 8p; 140 8p; 141 8p; 142 8p; 143 8p; 144 8p; 145 8p; 146 8p; 147 8p; 148 8p; 149 8p; 150 8p; 151 8p; 152 8p; 153 8p; 154 8p; 155 8p; 156 8p; 157 8p; 158 8p; 159 8p; 160 8p; 161 8p; 162 8p; 163 8p; 164 8p; 165 8p; 166 8p; 167 8p; 168 8p; 169 8p; 1

BOOKS AND PUBLICATIONS

START YOUR OWN BUSINESS REWINDING ELECTRIC MOTORS

This unique instruction manual shows step by step how to rewind motors, working part or full time, without previous experience. Everything you need to know easily explained, including where to obtain materials, how to get all the work you need, etc., etc. A goldmine of information and knowledge. Only £3.90 plus 26p P. & P. From: **MAGNUM PUBLICATIONS, Dept. PE5** Brinksway Trading Estate, Brinksway Stockport SK3 0BZ Overseas Distributors wanted.

SIMPLIFIED TV REPAIRS. Full repair instructions, individual British sets, £4.50; request free circuit diagram. Stamp brings details unique TV Publications. AUSEPE, 76 Church Street, Larkhall, Lanarkshire.

MISCELLANEOUS

Musical Miracles!

by **Dewtron**®

Build your own synthesiser or musical effects using some of the huge range of DEWTRON modules. Or, build fuzz or waa-waa at budget prices using special kits.

Send 25p for Catalogue from:

D.E.W. Ltd., 254 Ringwood Road, Ferndown, Dorset BH22 9AR.

RECHARGEABLE NICAD BATTERIES "AA" (HP7), £1.26; Sub. "C" £1.29; "D" (HP11) £2.38; "D" (HP2) £2.92; PP3 £4.98. Matching chargers, respectively, £4.48, £4.48, £5.24, £5.24, £3.98. All prices include VAT. Add 10% P. & P. S.A.E. for full list, plus, if wanted, 60p for "Nickel Cadmium Power" booklet. **SANDWELL PLANT LTD.,** 1 Denholm Road, Sutton Coldfield, West Midlands, B73 6PP. Tel. 021-354 9764.

P.C.B.'s—FAST SERVICE FROM YOUR MASTER 1.6mm glass fibre + 1 oz copper + solder varnish £1.35 + 4p/sq.in. (VAT and P. & P. inc.) ± 100 volt sweep amplifiers, £4.50 (VAT and P. & P. inc.), 10 comp PCB with BUS lines (2 1/2in x 1 1/2in)—DIP and TO18 to 0-line, edge conn adaptors—30p each, 10 up 25p each (add P. & P. 15p). S.A.E. for quantity discounts/specials, prototype service—circuit design, layouts, assay and test.

MIORONIS ELECTRONICS ENG. SERVICES 13a Clire Road, Birkdale, Southport, Merseyside, PR8 4RZ. Tel.: Southport (0704) 64935.

BUILD THE TREASURE TRACER MK III Metal Locator



- Verricap tuning
- Britain's best selling metal locator kit
- Fitted with Faraday shield
- Speaker and earphone operation
- 4,000 already sold
- Prebuilt search coil assembly
- Five transistor circuit
- Thoroughly professional finish
- You only need soldering iron, screw driver, pliers and snips
- As seen on BBC-1 and BBC-2 TV

Send stamped addressed envelope for leaflet

Complete Kit Post £1 + £1.18 VAT **£14.75** Built and tested Post £1 + £1.58 VAT **£19.75**
MINIKITS ELECTRONICS, 69 CLEVELAND ROAD, LONDON E18 2AN (Mail Order Only)

EDUCATIONAL

COLOUR TV SERVICING

Learn the techniques of servicing Colour TV sets through new homestudy course approved by leading manufacturers. Covers principles, practice and alignment with numerous illustrations and diagrams. Other courses for radio and audio servicing. Full details from: **ICS SCHOOL OF ELECTRONICS** Dept. 771F, Intertext House, London SW8 4UJ Tel. 01-622 9911 (all hours)

TELEVISION TRAINING

12 MONTHS' full-time course in Radio and TV for beginners (GCE—or equivalent—in Maths and English).

26 WEEKS' full-time course in Mono and Colour TV (basic electronics knowledge essential).

13 WEEKS' full-time course in Colour TV (Mono TV knowledge essential).

These courses incorporate a high percentage of practical training.

Next session starts on September 12th.

Prospectus from **London Electronics College, Dept. A5, 20 Penywern Road, London SW5 9SU.** Telephone 01-373 8721

TECHNICAL TRAINING

Get the training you need to move up into a higher paid job. Take the first step now—write or phone ICS for details of ICS specialist homestudy courses on Radio, TV, Audio Eng. and Servicing, Electronics, Computers; also self-build radio kits. Full details from: **ICS SCHOOL OF ELECTRONICS** Dept. 771F, Intertext House, London SW8 4UJ Tel. 01-622 9911 (all hours)

CITY & GUILDS EXAMS

Study for success with ICS. An ICS homestudy course will ensure that you pass your C. & G. exams. Special courses for: Telecoms, Technicians, Electrical Installations, Radio, TV & Electronics Technicians, Radio Amateurs. Full details from: **ICS SCHOOL OF ELECTRONICS** Dept. 771F, Intertext House, London SW8 4UJ Tel. 01-622 9911 (all hours)

SERVICE SHEETS

SERVICE SHEETS, radio, TV, etc. 10,000 models. Catalogue 24p plus S.A.E. with orders-enquiries. **TELRAY, 154 Brook Street, Preston, PR1 7HP.**

SERVICE SHEETS, Radio, TV, etc., 50p and S.A.E. Catalogue 20p and S.A.E. **HAMILTON RADIO, 47 Bohemia Road, St. Leonards, Sussex.**

BELL'S TELEVISION SERVICES for service sheets on radio, TV, etc., 75p plus S.A.E. Colour TV service manuals on request. S.A.E. with enquiries to **B.T.S., 190 Kings Road, Harrogate, N. Yorkshire.** Tel. 0423 55885.

SOLAR POWER ARRAYS

6V 13mA	£5.00	6V 26mA	£8.00
4.5V 13mA	£4.00	4.5V 26mA	£6.50
3V 13mA	£3.00	3V 26mA	£5.00
1.5V 13mA	£2.00	1.5V 26mA	£3.50

SOLAR POWER CELLS

425mA	£1	250mA	80p	20mA	35p
I./c. values typical					

C.W.O. P. & P. 25p. VAT inclusive

P. A. ELECTRONICS

21 Kendal Drive, Shaw, Oldham, Lancs.

VALVES—Radio, TV, Industrial, transmitting. We dispatch to any part of the world by return of post, Air or Sea Mail. 2,700 types in stock. 1930 to 1976 obsolete types a speciality. List 20p. Quotation S.A.E. Open to callers. Mon. to Sat. 9.30-5.00, closed Wed. 1.00. We purchase all types of new and boxed valves. **COX RADIO (Sussex) Ltd., Dept. P.E., The Parade, East Wittering, Sussex, PO20 8BN.** West Wittering 2023. (STD code 024366).

MAIL ORDER ACCESSORIES

ALL PRICES TOTALLY INCLUSIVE!

Magnetic earpiece with 3.5mm or 2.5mm plug	28p
PL12 universal lead assembly with movable pins. Will fit most 8-track and cassette car stereo units. Complete with fuse and fuse holder	80p
FM radio aerial. Folded dipole of 300 ohm ribbon twin feeder fitted with spade terminals	80p
5-pin din plug to 5-pin din plug recording lead connected by 4-core screened cable	95p
2-pin din speaker plug to in-line socket connected by 5 metres of 2-core coded speaker cable	£1
Speaker extension as above 10 metres long	£1.35
Guitar lead standard angled jack plug to standard straight jack plug. 6m coiled screened cable	£2
Headphone extension lead stereo jack plug to stereo in-line socket. 6m coiled screened cable	£2
Quality Norman replacement stylus (Sapphire) ST3, ST4, ST8, ST9, ST12, ST14, ST16, TCB	69p each
Speaker 2 1/2in 8 ohm 0.3W, 85p each; 2 for £1.60	
2,000 ohm high impedance mono headphones	£2.65
Enamelled copper wire 30 to 40 s.w.g. 1p per yd.	
Quality crystal desk or hand mike. High impedance	£1.60
5-pin din 180	19p
2-pin din speaker	12p
3.5mm Jack	10p
1/2in standard jack	22p
1/2in stereo jack	30p
Phono plug, 12p; chassis skt., single, 10p; dble, 14p; 4 way, 22p; DPDT toggle switch, 48p; SPST toggle, 34p; 200 ohm cassette mike remote control, 3.5 and 2.5 plugs, only £1.85. Telephone pick-up coil with 3.5 plug, 95p.	

All prices inc. P. & P. Cheques and P.O.s to:

I. E. ALCORN

29 Roseburn Drive, Edinburgh, Scotland

CARBON FILM RESISTORS. 5% E12 Series, 1/4W, 1/2W, 1W. Mixed to your choice, 100 for 90p. Electrolytics 50/15V, 7p. Microprocessors 8C/MP £18. MM16800 £33. P. & P. 15p. Mail order only. **CANDAR, 8 Almond Drive, Caversham Park, Reading.**

SPECIAL OFFER

MULLARD OC28 TRANSISTORS complete with mounting nuts and bolts. Ex. equipment but FULLY GUARANTEED.

20p each, 90p/5, £8/50.

All prices include VAT.

P. & P. (1st class) 20p. C.W.O.

S.A.E. for full lists.

J. C. JONES (ESI)

Mail Order only

46 Burstallars, St. Ives, Cambs., PE17 4XX

TURN YOUR SURPLUS capacitors, transistors, etc., into cash. Contact **COLES-HARDING & CO., 103 South Brink, Wisbech, Cambs.** Tel. 0945 4188. Immediate settlement.

Power Electrolytics, 800µF, 450V (value not stamped on can). Single end connections with screw terminals, 2 1/2in dia. x 4 1/2in high, including studs. Min. order, 4 for £2 inc. VAT (add 60p P. & P.). Sub-min. mains transformer, 12-0-12V, 50mA 82p. Mains transformer 0-12V, 100mA 45p. Bridge rectifier 2A/100V 40p. Phono plug to phono plug (6ft lead) 16p. Items 2, 3, 4 and 5, prices include VAT (add 20p P. & P.).

LINWAY ELECTRONICS


843 Uxbridge Road, Hayes End, Mddx., UB4 8HZ. Tel. 01-573 3677

Offers of company surpluses always welcomed. Cash settlement.

MISCELLANEOUS (Cont.)

AUDIO TEST OSCILLATOR

VERY LOW DISTORTION (0.02%) £22 + 8% Tax



Based on a Linsley Hood design it provides both SINE and SQUARE wave signals over range 10Hz-100kHz in four steps. Output over 1 volt fully attenuated. Self powered with 9V battery. In Kit form £17.

S.A.E. for leaflets. Also available T.H.D. Analyser, MVM.T. F.M. Sig. Gen. 0/60V I.A. P.S.U.

ORION F.M. TUNER

Complete kit of parts for this system shortly available.

S.A.E. for details to:

TELERADIO ELECTRONICS
325 Fore Street, Edmonton N9 0PE
Tel. 01-807 3719

NO LICENCE EXAMS NEEDED

To operate this miniature, solid-state TRANSMITTER RECEIVER kit. Only £8.25 plus 20p P. & P.

'Brain-freeze' 'em with a MINI-STROBE kit, pocket-sized 'lightning flashes', variable, for disco's and parties. A mere £3.80 plus 20p P. & P.

Experiment with a psychedelic DREAM LAB, or pick up faint speech/sounds with the BIG EAR sound-catcher: ready-made multi-function modules. £5 plus 20p P. & P. LOTS MORE! Send 20p for lists.

(Prices include VAT).
(Mail Order U.K. only).

BOFFIN PROJECTS
4 Cunliffe Road
Stonleigh, Ewell, Surrey (P.E.)

SUPERB INSTRUMENT CASES by Bazelli, manufactured from heavy-duty pvc faced steel. Hundreds of people and industrial users are choosing the cases they require from our vast range. Competitive prices start at a low 82p. Examples: width, depth, height, 8in. x 5in x 3in, £1.70; 10in x 6in x 3in, £2.42; 10in x 8in x 3in, £3.02; 12in x 10in x 3in, £3.96; 8in x 4in x 4in, £1.98; 10in x 6in x 4in, £2.97; 12in x 8in x 4in, £3.96; 7in x 7in x 5in, £2.91; 8in x 10in x 6in, £3.96; 12in x 8in x 7in, £4.40; 12in x 12in x 7in, £4.84. Plus 85p carriage and 8% VAT. Over 400 models to choose from. Prompt despatch. Free literature (stamp would be appreciated): BAZELLI, Dept. No. 23, St. Willfrid's, Foundry Lane, Halton, Lancaster LA2 6LT.

PRINTED CIRCUITS and HARDWARE

Readily available supplies of Constructors' hardware, Aluminium sheet and sections. Printed circuit boards, top quality for individual or published designs.

Prompt service.

Send 15p for catalogue.

RAMAR CONSTRUCTOR SERVICES
Masons Road, Stratford on Avon
Warwicks. Tel. 4879

abc ELECTRONICS (OLDHAM) LTD.

- 3 1/2 DIGIT DIGITAL VOLTMETER KIT**
ZNA116E 3 1/2 digit low power DVM IC £6.00
Integrated circuit pack £4.85
Displays and filter pack £7.20
Semiconductor and diode pack £2.30
Resistor pack (inc. 3 M-T Cermet) £4.30
Capacitor pack £1.40
Logic and display P.C.B.'s £1.90

Special offer on all packs when purchased together, £24.95. Plus VAT. Post Free.
Send S.A.E. for lists on DVM, plus lists on GBCZWDFM, still at £54.00 inc. VAT.

83 LEES ROAD, OLDHAM OL4 1JW
Tel. 061-624 8812

WIRE THREADING KIT

WIRE DISTRIBUTION SYSTEM INTRO-KIT
£5.95 inc. of VAT and P. & P. (Mail order only)

KIT CONSISTS: WIRE DISTRIBUTION PENCIL, W-D BOARD, W-D STRIPS, SPARE SPOOL OF WIRE, I.C. LEG DEFORMER, COMPREHENSIVE INSTRUCTIONS.

Or for further details please send a S.A.E. Trade and overseas enquiries welcome.

ZARTRONIX 115 Lion Lane, Haslemere, Surrey GU27 1JL

GLASS FIBRE P.C.B.'s

From your own tape, film or ink master. Send S.A.E. for quotation.

PRACTICAL ELECTRONICS P.C.B.'s

- in glass fibre, tinned and drilled.
June 76 Transmitter 98p, Coder 91p.
July 76 Receiver 98p, Decoder 79p,
Interface 58p. August 76 Servo-drive 74p,
Servo Amp 58p, Relay Driver 68p.
Complete set of above boards £5.80.
Sept. 76 Tone Generator 71p, Tone Decoder 78p. Sept. 76 Cross-Hatch Generator £2.85.
Nov. 76 Hazard Warning Flasher 68p.
Dec. 76 FM Stereo Tuner £2.58.
Feb. 77 Decoder 1302.1 £1.32. Send S.A.E. for information on current boards.

C.W.O. please.
R.S. Components. All of this well known supplier's components available.

PROTO DESIGN

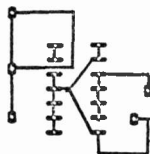
4 Highcliffe Way, Wickford, Essex SS11 8LA

PRINTED CIRCUIT BOARDS supplied in glass fibre drilled, tinned or varnished from your own or published designs. Send S.A.E. for quotations. R. F. DARLISON, 32 Whiteoaks Road, Oadby, Leicester.

- 6BA spacer packs assorted 50p
4BA spacer packs assorted 60p
Tuning pulley packs assorted 90p
4 and 6BA screwpacks assorted 30p
Extension shaft and coupler 36p
Trimmer converters "TP" type 12p
Panel steadies for 1in. dia. shafts 19p
Post 20p. One each of above packs £2.50 post free.

ELECTROMECH PRODUCTS
7 Chantry Avenue, Bideford, Devon

CLEARING LABORATORY, scopes, recorders, testmeters, bridges, audio, R.F. generators, turntables, tapechads, stabilised P.S.U.s, sweep generators, test equipment, etc. Lower Beeding 326.



MAKE YOUR OWN P.C. BOARDS—EASILY

Rub-on Transfers For Professional Finish

STARTER PACK containing 5 sheets (lines, pads, i.c. pads) £1.30 (P. & P. etc. 15p.)

SPARE SHEETS 27p. Easy to use. S.A.E. details and sample.

LOW-COST I.C. MOUNTING for any size D11 mounting, 100 Soldercon sockets 65p. 7 or 8 hole plastic supports 5p/pair (P. & P. etc. 10p/order). Quantity rates. S.A.E. for details and samples.

P.K.G. Electronics Oak Lodge * Tansley Derbyshire DE4 5FE

H.M. ELECTRONICS

275a Fulwood Road, Broomhill, Sheffield S10 3BD



BEC CABINETS

Give your project that professional looking finish. Build it in a BEC. Dry transfer lettering now available

ORION cabinet still available punched or unpunched Send 15p (refundable) for leaflets

METER REPAIRS. Ammeters, voltmeters, multi-meters, etc., contact: **METER REPAIRS**, 21 Mount Road, Benfleet, Essex, SS7 1HA.

I.C. EXPERIMENTER'S KITS

Learn about modern electronics with our new series of Kits on digital logic techniques. Each Kit contains specially selected I.C.s, Holders, Veroboard, L.E.D.s, and Instructions. Available at £4.00 each (including P. & P.)

- Kit One—Gates Kit Two—Flip-Flops
Kit Three—Shift Registers
Kit Four—Counters Kit Five—Displays

S.A.E. for further details to: **AUTOMATED HOMES**
69 High Street, Ryton, Coventry CV8 3FJ (Mail Order Only)

BURGLAR ALARM COMPONENTS. White oblong reed and magnet, 65p pair, minimum 10. Flush circular and magnet, 60p pair, minimum 10. 12V sirens, £4.88. Key Pass switches, £2.25. All prices inclusive. **COLIN WHITELEY**, 11 Denbrook Walk, Bradford, W. Yorkshire, BD4 0QS.

CABINET FITTINGS

FOR Stage Loudspeakers and Amplifier Cabs
Fretcloths, Coverings, Recess Handles, Strap Handles, Feet, Castors, Locks and Hinges, Corners, Trim, Speaker Bolts, etc., etc.
Send 2 x 8p Stamps for samples and list.

ADAM HALL (P.E. SUPPLIES)
Unit Q, Starline Works, Grainger Road Southend-on-Sea, Essex.

TELEPHONE PICK-UP LEADS

Phone sucker in either 3 DIN + Jack. 3-5 Jack Phono or Philips EL3581/3582/84 or other Philips models. Please state which one.



ONLY £1.99 INC VAT
POST FREE

barclay

Dept. PE, 1115 Finchley Road, Temple Fortune, London NW11. Tel: 01-458 4755

ENAMELLED COPPER WIRE

SWG	1 lb	8 oz	4 oz	2 oz
14-19	£4.00	£2.00	£1.00	£0.50
20-29	£2.45	£1.60	£0.82	£0.59
30-34	£2.60	£1.70	£0.99	£0.64
35-40	£2.85	£1.90	£1.04	£0.75

Inclusive of P. & P. and VAT. S.A.E. brings catalogue of copper and resistance wires in all coverings.

THE SCIENTIFIC WIRE COMPANY
P.O. Box 30, London, E4 9BW
Reg. Office: 22 Coningsby Gardens

ARMATURE AND COIL WINDING ENAMELLED COPPER WIRE

Only top quality materials supplied. All orders despatched within 24 hours.

S.W.G.	11b reel	31b reel
10 to 19	£2.95	£1.60
20 to 29	£3.15	£1.80
30 to 34	£3.45	£1.90
35 to 40	£3.65	£2.10

All prices inclusive of P. & P. in U.K.
COPPER SUPPLIES
102 Parrswood Road, Withington, Manchester 20 Telephone 061-445 8753

Instrument Tradesman

Another professional for our expanding plant

Our pharmaceuticals division's new production plant, which is situated near Irvine, is now in its second phase of major expansion which will substantially increase our production capacity.

Responsible for the launch of the world's first semi-synthetic penicillin, we are now market leaders and are presently a major name in the field of antibiotics.

We are looking for an instrument tradesman (male or female) with a sound working knowledge of both electronic and pneumatic instrumentation and/or experience in the control and servicing of electronic equipment.

The factory is located in a most attractive part of Ayrshire where housing both for rent or purchase is more readily available than in other areas.

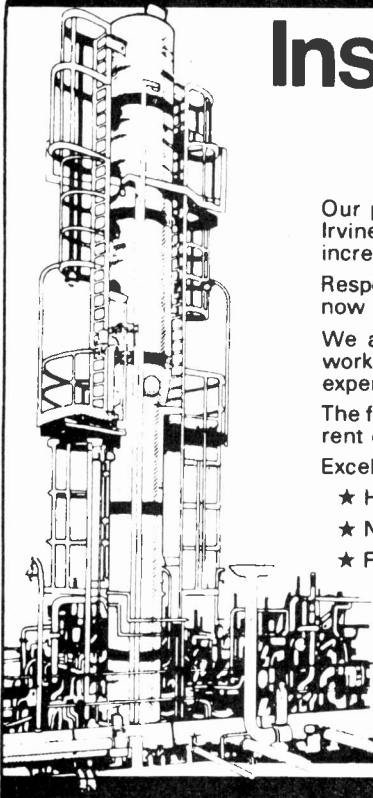
Excellent conditions of employment are offered which include:

- ★ Highly competitive rates of pay
- ★ Four weeks annual holiday
- ★ Non-contributory pension scheme
- ★ Subsidised canteen facilities
- ★ Free life assurance
- ★ Staff bonus after qualifying period

Written application, giving brief career details, should be made to the Personnel Department, Beecham Pharmaceuticals U.K. Division, Shewalton Road, Irvine, Ayrshire KA11 5AP.

Beecham

Pharmaceuticals



RADIO TECHNICIANS

Government Communications Headquarters has vacancies for Radio Technicians. Applicants should be 19 or over.

Standards required call for a sound knowledge of the principles of electricity and radio, together with 2 years experience of using and maintaining radio and electronic test gear.

Duties cover highly skilled telecommunications/electronic work, including the construction, installation, maintenance and testing of radio and radar telecommunications equipment and advanced computer and analytic machinery.

Qualifications: Candidates must hold either the City and Guilds Telecommunications Part I (Intermediate) Certificate or equivalent HM Forces qualifications.

Salary scale from **£2,230** at 19 to **£2,905** at 25 (highest pay on entry) rising to **£3,385** with opportunity for advancement to higher grades up to **£3,780** with a few posts carrying still higher salaries. Pay supplement of **£313.20** per annum.

Annual leave allowance is 4 weeks rising to 6 weeks after 27 years service. **Opportunities** for service overseas.

Candidates must be UK residents.

Further particulars and application forms available from:

Recruitment Officer, Government Communications Headquarters
Oakley, Priors Road, Cheltenham, Glos. GL52 5AJ
Tel.: Cheltenham (0242) 21491 (Ext. 2270)

FOR SALE

NEW ISSUES of "Practical Electronics" available from April 1974 edition up to date. Price **55p** each—**BELL'S TELEVISION SERVICES**, 190 Kings Road, Harrogate, N. Yorkshire. Tel. (0423) 55885.

ELECTRONIC ORGAN. Complete but needs assembling. Cost **£110**. Offers around **£80**. Tel. Carlisle 36660.

CALCULATORS. Bankrupt stock of as new condition but faulty calculators. Hand and desk. Many makes. 200 to clear. **£1.50** each. S. & M. MYERS LTD., 100/106 Mackenzie Road, London, N.7.

VERO INSTRUMENT CASES 19in x 4in x 12in new **£7.50**. Cat. No. ICD-2U-S. Tel. 01-555 3755.

COURSES

LINCOLNSHIRE GAINSBOROUGH COLLEGE OF FURTHER EDUCATION RADIO, ELECTRONICS AND TELEVISION MECHANICS COURSE

Full time course leading to City and Guilds Certificates suitable for those wishing to prepare for a career in radio and television servicing and maintenance of electronic equipment.

Courses start in September. Full details from:

GAINSBOROUGH COLLEGE OF FURTHER EDUCATION

Morton Terrace, Gainsborough, DN21 2SU
Telephone (0472) 2942

ELECTRICAL

STYL, CARTRIDGES AND AUDIO LEADS, etc. For the best at keenest prices send S.A.E. for free illustrated list to: **FELSTEAD ELECTRONICS (PE)**, Longley Lane, Gatley, Cheadle, Cheshire, SK8 4EE.

WANTED

WANTED, NEW VALVES, TRANSISTORS, top prices, popular types—**KENSINGTON SUPPLIES (B)**, 367 Kensington Street, Bradford 8, Yorkshire.

LADDERS

LADDERS, varnished, 25½ ft. extd., **£30.41**. Carr. **£1.90**. Leaflet. Immed. despatch. **THE LADDER CENTRE (PEES)**, Halesfield (1), Telford, Salop. Tel. 586644.

TTLs by TEXAS		C-MOS ICs		OP AMPS		AC125		BF200		TIP42C		2N3804/5		VOLTAGE REGULATORS (Plastic) Fixed			
7400	18p	4000	21p	1458	75p	AC126/7	20p	BF244/B	40p	TIP2955	70p	2N3806	22p	1Amp +ve	1Amp -ve		
7400	30p	4001	21p	301A	40p	AC128	20p	BF257/8	30p	TIS43	40p	2N4080	12p	5V 7805	130p		
74LS00	32p	4002	21p	3130	100p	AC141/2	20p	BFR39/40	34p	TIS93	30p	2N4123/4	22p	12V 7812	130p		
74S00	48p	4008	120p	3140	100p	AC176	20p	BFR41	34p	ZTX108	12p	2N4125/6	22p	15V 7815	130p		
7401	18p	4009	87p	3900	70p	AC187/8	20p	BFR79/80	34p	ZTX300	18p	2N4401/3	34p	18V 7818	150p		
7402	18p	4011	21p	58ET	300p	AC187/K	25p	BFR81	34p	ZTX500	20p	2N4427	97p	24V 7824	150p		
7403	18p	4012	21p	741	25p	AC180K	25p	BF88	40p	2N697	25p	2N4871	60p	LM309K (TO3)	5V 1A, 150p; LM329K (TO3)	5V 3A, 700p; TBA95K (TO3)	12V 0.5A Reg.
7404	24p	4013	25p	747	70p	AD149	50p	BFX29/30	34p	2N698	40p	2N4876	85p	7805 (TO3)	150p; 1468 Dual preset ±15V		
74H04	40p	4014	110p	748	40p	AD161/2	30p	BFX84/85	30p	2N706/8	43p	2N5457/8	40p	16 pin DIL	300p; LM327N Dual Polarity		
7405	25p	4015	90p	776	175p	AF114/5	22p	BFY51	18p	2N930	18p	2N5459	40p	+5V -12V 100mA	14 pin DIL		
7406	45p	4016	54p			AF124	36p	BFY52	18p	2N1131/2	25p	2N6027	70p	Variable	723 140p		
7407	45p	4017	22p			AF127	36p	BFY30	45p	2N1304/5	40p	2N6107	60p	LM317 1A	2V-37V TO220		
7408	25p	4018	120p			AF139	43p	BSX18/20	20p	2N1306/7	40p	2N6247	200p				
7409	27p	4019	54p			AF239	48p	BU108	10p	2N1306/7	40p	2N6254	140p				
7410	18p	4020	120p			BC109/C	11p	BU110	15p	2N1613	22p	2N6292	70p				
74H10	30p	4021	110p			BC109/C	11p	MJE2955	40p	2N1711	22p	3N128	97p				
7411	28p	4022	120p			BC147/B	9p	MJE340	45p	2N1893	32p	3N140	105p				
7412	28p	4023	120p			BC149/C	10p	MJE350	45p	2N1893	32p	3N141	97p				
7413	30p	4024	85p			BC158/9	12p	MJE355	40p	2N2219	22p	3N167	200p				
7414	30p	4025	21p			BC169/B	10p	MJE355	40p	2N2222	22p	40361/2	45p				
7416	35p	4026	220p			BC172/B	12p	MJE355	40p	2N2369	15p	40409/10	85p				
7417	40p	4027	81p			BC177/8	20p	MJE355	40p	2N2484	32p	40411	325p				
7420	18p	4028	152p			BC179/20	20p	MJE355	40p	2N2646	46p	40594	90p				
7421	43p	4029	120p			BC182/3	12p	MJE355	40p	2N2904/A	22p	40595	97p				
7422	27p	4030	59p			BC184/4	14p	MJE355	40p	2N2905/A	22p	40673	70p				
7423	36p	4031	110p			BC187/8	20p	MJE355	40p	2N2906/A	24p						
7425	33p	4032	130p			BC192/3	12p	MJE355	40p	2N2926/8B	8p						
7427	40p	4033	140p			BC196/B	10p	MJE355	40p	2N2926/YG	11p						
7430	18p	4034	90p			BC213	12p	MJE355	40p	2N3053	20p						
7432	34p	4035	68p			BC214	16p	MJE355	40p	2N3054	54p						
7437	37p	4036	54p			BC270	32p	MJE355	40p	2N3054	54p						
7438	37p	4037	110p			BCY71	24p	MJE355	40p	2N3702/3	14p						
7440	18p	4038	140p			BD131	40p	MJE355	40p	2N3704/5	14p						
7441	85p	4039	93p			BD132	43p	MJE355	40p	2N3706/1	14p						
7442	75p	4040	140p			BD135	54p	MJE355	40p	2N3707/4	14p						
7443	130p	4041	140p			BD136	55p	MJE355	40p	2N3708/9	14p						
7444	130p	4042	140p			BD139	56p	MJE355	40p	40430	130p						
7445	108p	4043	140p			BD140	60p	MJE355	40p	2N3810	27p						
7446	108p	4044	250p			BD155	225p	MJE355	40p	2N3819	27p						
7447	90p	4045	250p			BF112	24p	MJE355	40p	2N3823	54p						
7448	90p	4046	250p			BF116	40p	MJE355	40p	2N3825	54p						
7450	20p	4047	250p			BF173	27p	MJE355	40p	2N3866	95p						
7451	20p	4048	250p			BF178	40p	MJE355	40p	BR100	32p						
7452	20p	4049	250p			BF180	40p	MJE355	40p								
7453	20p	4050	250p			BF184	30p	MJE355	40p								
7454	20p	4051	250p			BF194/5	12p	MJE355	40p								
7460	20p	4052	250p			BF198/7	18p	MJE355	40p								
7470	32p	4053	250p														
7472	32p	4054	250p														
7473	30p	4055	250p														
7474	37p	4056	250p														
7475	48p	4057	250p														
7476	37p	4058	250p														
7480	54p	4059	250p														
7481	108p	4060	250p														
7482	85p	4061	250p														
7483	95p	4062	250p														
7484	103p	4063	250p														
7485	130p	4064	250p														
7486	36p	4065	250p														
7489	340p	4066	250p														
7490	43p	4067	250p														
7491	81p	4068	250p														
7492	55p	4069	250p														
7493	43p	4070	250p														
7494	90p	4071	250p														

INDEX TO ADVERTISERS

A.B.C. Electronics	395, 398	Home Radio	395
Adam Hall (P.E. Supplies)	398	I.L.P. Electronics Ltd.	397
Alben Engineering	336	Industrial RF Services	396
Alcon Instruments Ltd.	322, 358	International Electronics Unlimited	390
Alcorn, I. E.	397	Intertek ICS	394, 397
Astro Electronics	394	Island Devices	396
Automated Homes	398	Jones, J. C.	396, 397
Bamber, B. Electronics	358	Josty Kit (U.K.) Ltd.	331
Bandridge Ltd.	353, 354	J.W.B. Radio	396
Barclay Electronics	323, 398	Linway Electronics	397
Barrie Electronics	326	London Electronics College	397
Beecham Pharmaceuticals	399	Lynx Electronics	380
Bib Hi-Fi Accessories Ltd.	324	Magnum Publications	397
Bi-Pak	334, 335	Maplin Electronic Supplies	cover iv
Bi-Pre-Pak	cover iv	Marco Trading	396
Birkett, J.	384	Marshall, A. & Sons	389
Boffin Projects	398	Metac	324
Brewster, S. & R. Ltd.	322	Micronics Electronics Eng. Services	397
British Institute of Engineering Technology	392	Minikit Electronics	397
British National Radio & Electronics School	329	Modern Book Co.	395
Bull, J. (Electrical) Ltd.	383	Osmabet	395
Cambridge Learning	331	P.A. Electronics	397
Childmead Ltd.	400	Phonosonics	332, 333
Clef Products	390	P.K.G. Electronics	398
Components Centre, The	384	Precision Petite Ltd	388
Copper Supplies	398	Proto Design	398
Crescent Radio	330	Pulse Electronics	333
C. R. Supply Co.	396	Radio Component Specialists	391
Davian Electronics	326	Radio Exchange Ltd.	393
D.E.W. Ltd.	329	Ramar Constructor Services	398
Doram	326, 358	RST Valve Mail Order Co.	330
Dziubas, M.	392	R.T. Services	396
Eagle International	328	Saxon Entertainments	357
Eaton Audio	324	Scientific Wire Co.	398
Electromech Products	398	Service Trading Co.	cover iii
Electronic Design Assoc.	328	Stevenson, C. N.	396
Electrospares	336	Sugden, A. R. & Co. Ltd.	336
Electrovalve	390	Swanley Electronics	380
Gainsborough College of Further Education	399	Tamba Electronics	388
Government Communications Headquarters	399	Technomatic Ltd.	400
Greenbank Electronics	328	Teleradio Electronics	398
Greenwell Electronics	322	Tempus	394
G.R. Electronics	333	Trampus Electronics Ltd.	384
H.B. Electronics	379	T.U.A.C.	325
H.M. Electronics	398	Vero Electronics Ltd.	392
		West London District Supplies	398
		Wilmslow Audio	327
		Young Electronics	330
		Zartronix	398

RELAYS SIEMENS, PLESSEY, Etc. MINIATURE RELAYS

RELAYS. WIDE RANGE OF A.C. and D.C. RELAYS AVAILABLE from stock, phone or write in your enquiries.

CONTACTOR

mfg by Hendrey Relays type C2839 220/250 AC ops. Contact 4C/O at 20 amp at 440 volts AC price £6.00, P. & P. 75p.

CITENCO

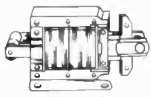
FHP motor type C 7333/15 220/240 volts AC 19RPM reversible motor, torque 1.45 kg gear ratio 144:1 brand new incl. capacitors, our price £14.25, P. & P. £1.25.

21 WAY SELECTOR SWITCH WITH RESET COIL.

The ingenious electro mechanical device can be switched up to 21 positions and can be reset from any position by energising the reset coil. 230/240V a.c. operation. Unit is mounted on strong chassis, complete with cover. Price £5.50, P. & P. 75p.

NEW HEAVY DUTY SOLENOID. mfg. by Magnetic Devices.

240V a.c. operation approx. 20lb pull at 1.25in. Price £7. P. & P. 75p. Similar to above approx. 10lb pull £3.50 P. & P. 60p.



UNISELECTOR SWITCHES

4 bank, 25 way 75 ohm. Coil 36-48V d.c. operation. Ex. New equipment £4.25, P. & P. 75p. Total price inc. VAT £5.40.



MINIATURE UNISELECTOR

12 volt 11-way, 4 bank (3 non-bridging, 1 homing), £2.50, p.p. 35p

RODENE UNISET TYPE 71 TIMER

0-60 sec. 230V a.c. operation. Incorporating a lapsed time indicator and repeat facilities. A precision motorised timer ideal for process timing, photography, welding, mixing, etc. Price £6 P. & P. 60p.



MICRO SWITCH OMRON Roller

M. Switch Type V15 FL22/J.C. 10 for £2. Post 50p. (Min. order 10). Sub miniature Burgess Button Type V.4.T.1. 10 for £2.50, 50 for £10. Post paid. B. LEVER OPERATED 20amp. C/O. Mfg. by Unimax USA, 10 for £4, P. & P. 50p (min. order 10).



24 VOLT DC SOLENOIDS

UNIT containing 1 heavy duty solenoid approx. 25lb pull 1 inch travel. Two approx. 1lb pull 1/2 inch travel. 6 approx. 4oz. pull 1/4 inch travel. One 24 volt d.c., 1 heavy duty single make relay. Price £3.00. Post £1. ABSOLUTE BARGAIN.

600 WATT DIMMER SWITCH

Easily fitted. Fully guaranteed by makers. Will control up to 600W of lighting except fluorescent at mains voltage. Complete with simple instructions. £3.65. Post 25p. 1,000 watt model, £5.60. Post 25p. 2,000 watt model, £9.75. Post 40p.

CENTRIFUGAL BLOWER

Mfg by Smiths Industries. 230/240V a.c. Miniature Model. Series SE/200. Size 95mm 82mm x 82mm. Aperture 38mm 31mm. 12 c.f.m., £2.75. Post 50p. other types available—phone for details.



INSULATION TESTERS NEW!

Test to I.E.E. Spec. Rugged metal construction, suitable for bench or field work, constant speed clutch. Size L.8in, W.4in, H.6in, weight 6lb. 500V, 500 megohms, £40. Post 80p. 1,000V, 1,000MΩ, £46. Post 80p.



BLOWER UNIT



200/240V a.c. precision German built. Dynamically balanced, quiet, con rated, reversible. Consumption 60mA. Size 120mm dia. x 60mm deep. Price £3.50. Post 50p.

All Mail Orders—Callers—Ample Parking
Dept. PE11, 57 BRIDGMAN ROAD
CHISWICK, LONDON W4 5BB
Phone 01-995 1560
Showroom open Mon.-Fri.

VARIABLE VOLTAGE TRANSFORMERS

INPUT 230/240V a.c. 50/60 OUTPUT VARIABLE 0-260V All Types SHROUDED TYPE

200 watt (1 amp) inc. AC voltmeter £11.50
1 KVA (5 amp) (MAX) £18.00
2 KVA (10 amp) (MAX) £30.00
3 KVA (15 amp) (MAX) £38.00
4 KVA (20 amp) (MAX) £60.00
CARRIAGE AND PACKING EXTRA



L.T. TRANSFORMERS

0-12V/24V at 1 amp, £2.50 (P. & P. 50p). 0-15V at 1 amp + 0-15V at 1 amp (30V 1 amp), £2.50 (P. & P. 50p). 25-0-25V at 2 1/2 amp, £4.50 (P. & P. 75p). 0-12V/24V 10 amp, £12.35 (P. & P. £1.50). 0-4V/6V/24V/32V at 12 amp, £13 (P. & P. £1.50). 0-12V at 20 amp or 0-24V at 10 amp, £12.40 (P. & P. £1.50). 0-6V/12V/17V/18V/20V at 20 amp, £14 (P. & P. £1.50). 0-6V/12V at 20 amp, £11.85 (P. & P. £1). Other types in stock—phone your enquiries.


STROBE! STROBE! STROBE!

HY-LIGHT STROBE KIT MK IV

Latest type Xenon white light flash tube. Solid state timing and triggering circuit. 230/240V a.c. operation. Designed for larger rooms, halls, etc. Speed adjustable 1-20 f.p.s. Light output greater than many (so called 4 Joule) strobes £18, Post 75p. Specially designed case and reflector for Hy-Light £8.25. P. & P. £1.

XENON FLASHGUN TUBES

Range available from stock. S.A.E. for details.



ULTRA VIOLET BLACK LIGHT FLUORESCENT TUBES

4ft 40 watt, £7.00 (callers only). 2ft 20 watt, £5.00. Post 60p. (For use in standard bi-pin). MINI. 12in 8 watt, £1.75. Post 25p. 9in 6 watt, £1.40. Post 25p. 6in 4 watt, £1.40. Post 25p. Complete ballast unit and holders for 6in, 9in and 12in tube. £3.50. Post 40p. Also available for 12V d.c. operation. £3.50 plus P. & P. 40p.

GALVANOMETER

50 micro mirror galvo. Calibrated 50-0-50 and 0-100. Mfg. by Griffin & George Ltd. Offered at a fraction of maker's price, in original ministry packing. £12. P. & P. 60p.



WIDE RANGE OF DISCO LIGHTING EQUIPMENT

S.A.E. (Foolsack) for details.

FT3

High intensity multi turn, high voltage, neon glow, discharge flash tube. Design for ignition timing, etc. £1.50, P. & P. 25p. 3 for £3.00. P. & P. 50p.

RESET COUNTER

230 volt. AC 3 digits mfg Veeder Root type LL/1441 £1.75. P. & P. 25p.

BIG INCH

Tiny precision built 3RPM USA motor size only 1 1/2 x 1 1/2 inch. 100 volt AC supplied with resistor for 230 volt AC price £2.00, P. & P. 20p. 4 for £5.00 post paid.

VAT

AT CURRENT RATE MUST BE ADDED TO ALL ORDERS FOR THE TOTAL VALUE OF GOODS INCLUDING POSTAGE UNLESS OTHERWISE STATED.

SERVICE TRADING CO.

GEARED MOTORS

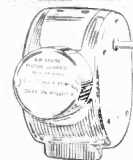
100 r.p.m. 115lb. in. 110V. 50HZ. 2.8A, single phase, split capacitor motor. Immense power. Continuously rated. Totally enclosed. Fan cooled in-line gearbox. Length 250 mm. Dia. 135 mm. Spindle dia. 15.5 mm. Length 145 mm. Ex-equipment tested £12. Post £1.50. Suitable transformer 230/240V operation £8. Post 75p.



DRAYTON MOTOR

Type RQR

230/250V 50c. Continuously rated 1 r.p.m. 90lb. in. Reversible Motor. Twin spindle size 100mm by 140mm by 125mm. Shaft 50mm by 8mm. Weight 2 kg.



New Price £16.50, P. & P. £1.

BODINE TYPE N.C.I.

(Type J) 71 r.p.m. torque 10 lb. in. Reversible 1/70th h.p. 50Hz. The above precision made U.S.A. motor is offered in 'as new' condition. Input voltage of motor 115V a.c. Supplied complete with transformer for 230/240V A.C. input. Price, either type £6.25. Post 75p or less transformer £3.75. Post 65p. (Type 3) 71 r.p.m. 4 lb. ins. 230V a.c. Continuously rated. Non-reversible. £6.50. Post 75p.



15 R.P.M.

Type SD48 80 lb. in. Input 100/200 volt A.C. Length incl. gearbox 270 mm. Height 135 mm. Width 150 mm. drive shaft 16 mm. Weight 8.5 Kilos. BRAND NEW. Price £10. Carr. £1. Suitable transformer for use on 220/240 volt A.C. £3.85. Post 50p.

24 R.P.M., 230V a.c. Continuously rated. Mfg. Mycalex. Ex-equip. Fully tested. £3.85. Post 75p.

1 R.P.M. 230/240V A.C. SYNCHRONOUS! Ex-equipment. Thoroughly tested and guaranteed. ONLY £1.50. Post 20p.

20 R.P.M., 230/240 volt a.c. miniature motor. Price £1. Post 20p.

PROGRAMME TIMERS

230V operation a.c. 15 or 20 r.p.m. 6 cam model £5. Post 60p. 9 cam model £6.50. Post 60p. 12 cam model £7.50. Post 60p. Also available for 50V operation. Prices as above.



METERS NEW—90 mm Diameter

Type: 65CS D.C. M/C 2, 5, 10, 20, 50 amp. £3. 100 amp £3.25, 20p. £3. 62T2 A.C. M/I 1, 10, 50 amp. £3. Post 20p. 0-150 volt. A.C. M/I £3.25 and 300 volt A.C. R/M/C. £3. P. & P. 30p.



WHY PAY MORE?!

MULTI RANGE METER. A.C. volts 2.5-500, D.C. volts 2.5-500 (Sensitivity 20000/V.D.C. and A.C.) D.C. current 0.1/10/100 mA. Ohms range. Sturdy compact moving coil instrument with 21 range, dimensions 120 x 80 x 44 mm. Weight 0.32 kg. SERVICE TRADING CO. Price £5.50, incl. leads and battery. Post 50p. (Total price incl. VAT and Post £6.48).



TIME SWITCH

'Horstmann' Type V Mk. II Time switch. 200/250 volt A.C. Two on/two off every 24 hours, at any manually pre-set time. 30 amp contacts. 36 hour spring reserve in case of power failure. Day omitting device. Fitted in heavy light impact case, with glass observation window. Built to highest Electricity Board Spec. individually tested. Price £7.75. Post 50p. (Total inc. VAT £8.91).



Superior Quality Precision Made NEW POWER RHEOSTATS

New ceramic construction, vitreous enamel embedded winding, heavy duty brush assembly, continuously rated.
25 WATT 10/25/50/100/150/250/500/1k/1.5k ohm. £1.90. Post 20p.
50 WATT 15/10/25/50/100/250/500/1k ohm. £2.40. Post 25p.
100 WATT 15/10/25/50/100/250/500/1k/1.5k/2.5k/3.5k/5k ohm £3.70. Post 35p.
Black Silver, Skirted knob calibrated in Nos. 1-9 1/2in. dia. brass bush. Ideal for above 22p each.



Personal callers only. Open Sat.

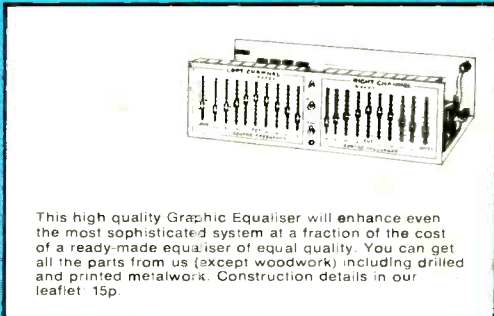

9 LITTLE NEWPORT STREET
LONDON WC2H 7JJ
Phone 01-437 0576

Published approximately on the 15th of each month by IPC Magazines Ltd, Fleetway House, Farringdon Street, London EC4. Printed in England by Chapel River Press, Andover, Hants. Sole Agents for Australia and New Zealand—Gordon & Gotch (A/asia) Ltd. South Africa—Central News Agency Ltd.
Subscriptions not available at home or overseas.
Practical Electronics is sold subject to the following conditions, namely, that it shall not, without the written consent of the Publishers first given, be lent, resold, hired out or otherwise disposed of by way of Trade or other than the recommended selling price shown on the cover, excluding Hire where the selling price is subject to V.A.T., and that it shall not be lent, resold or hired out or otherwise disposed of in a mutilated condition or in any unauthorised cover by way of Trade, or affixed to or as part of any publication or advertising, literary or pictorial matter whatsoever.


MAPLIN



The only organ you can build in stages and tailor to your requirements as you go along—and at each stage you'll have a fully working instrument! We haven't got the gimmicks (yet—they're coming soon), but we have got the most beautiful sounds—you won't find them on any organ less than twice our price, so get our MES50 series leaflets now! 65p buys the three available so far.



This high quality Graphic Equaliser will enhance even the most sophisticated system at a fraction of the cost of a ready-made equaliser of equal quality. You can get all the parts from us (except woodwork) including drilled and printed metalwork. Construction details in our leaflet 15p.



We stock a wide range of switches including a really low-priced high quality interlocking push-button switch system, which is extremely versatile. We've got toggle switches, slide switches, push switches, rotary switches—there are dozens to choose from, but it's only a tiny part of our fantastic range.



A completely self-contained pedal unit, 13-note, 2-octave range, 4 organ stops. It can be added to any organ! A really unusual extra is the bass guitar stop which uses four envelope shapers to give a real bass guitar sound. A must for the solo guitarist. Full construction details in our catalogue—post the coupon below now!



Play fascinating games NOW on your own TV in your own living room. The kids will think it's magic when the scores pop up on the screen. Lay your bets—anyone could win—with Maplin's prices everyone can win. All parts at remarkably low prices (I.C. alone £11.99). Send for our latest newsletter for details. All prices include VAT and P. & P.



Our bi-monthly newsletter keeps you up to date with latest guaranteed prices – our latest special offers (they save you pounds) – details of new projects and new lines. Send 30p for the next six issues (5p discount voucher with each copy).

MAPLIN ELECTRONIC SUPPLIES

P.O. BOX 3 RAYLEIGH ESSEX SS6 8LR

Telephone: Southend (0702) 715155

Shop: 284, London Road, Westcliff-on-Sea, Essex

(Closed on Monday) Telephone: Southend (0702) 47379

IT'S A FANTASTIC BESTSELLER!

216 big (11" x 8") pages! Over a thousand illustrations!

Over 30 pages of complete projects to build!

Thousands and thousands of useful components described and illustrated! No wonder it's a bestseller!

DON'T MISS OUT! SEND 50p NOW!

POST THIS COUPON NOW FOR YOUR COPY OF OUR CATALOGUE PRICE 50p

Please rush me a copy of your 216 page catalogue by return of post. I enclose 50p, but understand that if I am not completely satisfied I may return the catalogue to you within 14 days and have my 50p refunded immediately.

NAME _____

ADDRESS _____

