


An exciting hobby.... for everyone

everyday electronics


SEPT. 72
15p



INFRA - RED BURGLAR ALARM



CAPACITANCE METER



**MW / LW
RADIO TUNER**

ADCOLA

meet the precision
'INVADER' SOLDERING INSTRUMENTS

Precision instruments supplied with standard detachable copper chisel face bits. Standard temp. 360°C at 19/23/27 watts. Special temps. from 250°C/410°C.



**For perfection
in soldering**

L1076
BIT SIZE 1/4"
6.34 mm Dia.
27 watts.
£2.18

L646
BIT SIZE 3/16"
4.75 mm Dia.
23 watts.
£2.12

L706 →
BIT SIZE 1/8"
3.2 mm Dia.
19 watts.
£1.96



Don't take chances. We don't. All our ADCOLA Instruments are of impeccable quality. You can depend on ADCOLA day after day. That's why they're so popular. You get good service... reliability... from our famous thermally controlled ADCOLA Element and the tough steel construction of this production tool. ADCOLA day after day.


Send for NEW catalogue today

ADCOLA PRODUCTS LTD. ADCOLA HOUSE GAUDEN ROAD LONDON SW4 6LH
Postage, packing paid on orders over £2. under £2. add £0.10

Models required _____
Enclosing P/O or cheque for _____
Name _____
Address _____

EE.3

Are you alright for Jacks?



Ask for Rendar Jack plugs and sockets at your local stockist. They come in a wide variety of configurations, and in cases of difficulty can be ordered DIRECT from the Rendar factory.

Standard, mini and sub-miniature sizes... plugs in both screened and unscreened versions... socket bodies in high melting point thermoplastic... several unique features (some protected by UK and US Patents)... Post Office and NATO specifications.

If you want to study all the facts and figures, all the ingenious construction details, send for the Rendar Electronic Components Catalogue of technical data sheets covering their entire range of products.

The cost of the catalogue is 25p, including P & P, and it's money very well spent!



RENDAR®

Rendar Instruments Ltd., Victoria Road
Burgess Hill, Sussex. Tel. Burgess Hill 2642-4
Cables: Rendar, Burgess Hill

SOUND BARGAINS

GIANT POWER MULTI-WAVEBAND COMMUNICATIONS RECEIVER
WITH 3 to 1 AC/DC POWER SUPPLY SYSTEM
VALVE BATTERY plus BUILT-IN BATTERY BOOSTER

BEST OF ALL WORLDS

VHF FM AM AFC AIR BAND, PUBLIC SERVICE AND WEATHER BANDS

OUR PRICE £10.50
+40p P. & P.

THIS NEW 1972 RADIO. No less than 3 VHF BANDS. Picks up Aircraft Transmissions, Pop, Pirates, Paris, Ambulance, Local Radio, Continental and all BBC, VHF Stations plus fascinating Public Service Transmissions we are not allowed to mention! Even TV sound in certain areas. PLUS A SPECIAL WEATHER-BAND. Frequency ranges: 3175-40-1600 KHZ, 2M88-108MHZ, Airband 108-145 MHZ, VHF 145-175MHZ, 23 semi-conductors—12 transistors, 11 diodes and thermistors. Automatic frequency control. 31" telescopic aerial. Runs off mains AC 230/250 volts or off 4 U2 batteries, or use re-chargeable nickel alkal cell. Finished in strong leather grained case with carrying handle. Approx. size 10 1/2" x 6 1/2" x 3 1/2". Written guarantee. Special magnetic ear-piece for personal listening, dry batteries FREE. HURRY! Limited quantity only from Marktime. Fully guaranteed.

BATTERY CHECK INDICATOR

OUR PRICE £28.95
+50p P. & P.

Tune into the world with this amazing communications receiver. A truly exceptional unit in performance and looks—leatherette with stainless steel trim. Looks good anywhere. Use either as a portable with standard batteries or plug it directly into 220-240 volt domestic mains supply. 14 Transistors; 9 diodes; 1 thermistor. Internal ferrite rod antenna plus telescopic aerial. Separate tone, volume and tuning controls with push-button selectors for the 8 WAVEBANDS. Complete with Hi-Fi earphone for personal listening. Frequency ranges: Long wave 160-250Kcs. Medium 253-1805Kcs. Marine 1.6-4.5Mcs. Short Wave 12-24Mcs. FM/VHF 88-108Mcs. Aircraft 108-135 Mca. PUBLIC SERVICE BANDS 135-174Mcs. Fully guaranteed.

8 WAVE BANDS AND WORLD MAP & TONE DIAL

Marktime

N.B.—The Ministry of Post & Telecommunications has pointed out that a licence (not generally available to the public) is required for reception of transmissions by Fire Brigade, Aircraft, Shipping, etc.

MARKTIME (Dept. ED4), 872 EDGWARE ROAD, LONDON, W.2. Tel. 01-723 0084.
Orders welcome Monday to Saturday 9 a.m.—6 p.m.

C
HOME RADIO
HOME RADIO
P
HOME RADIO
N
HOME RADIO
E
HOME RADIO
N
T
S

HOME RADIO (Components) Ltd.
 Dept. EE, 234-240 London Road,
 Mitcham CR4 3HD. 01-648 8422

When you think
 of **COMPONENTS**
 think of **HOME RADIO COMPONENTS LTD.**

Some things in life are just about inseparable—eggs and bacon, sausage and mash, Tweedle Dum and Tweedle Dee! Think of one and you think of the other. That's how thousands of radio and electronic enthusiasts think of Components and Home Radio Ltd. When they need the first they automatically contact the second. They simply flip through their Home Radio Catalogue, locate the items they need and telephone or post their order.

If you have not yet experienced the simplicity and satisfaction of linking Components and Home Radio, why not make a start now? First of all you'll need the catalogue . . . in its 315 pages are listed more than 8,000 components, over 1,500 of them illustrated. Every copy contains 10 vouchers, each worth 5p when used as instructed.

The catalogue costs 70p including postage and packing. Drop us a line or use coupon below.

**POST THIS
 COUPON
 with your
 cheque or
 postal order
 for 70p**




It would help us considerably if we knew whether this was your first Home Radio Components Catalogue. If it is, please place a tick in the box.

This is my first H.R. Components Catalogue

Name.....

Address.....

HOME RADIO (Components) LTD.
 Dept. EE 234-240 London Road, Mitcham CR4 3HD


 Please use black capitals



**24-hour
 Phone
 Service.
 Ring
 01-648 8422**

**Ask for
 details of
 our Credit
 Account
 Service.**

The price of 70p applies only to catalogues purchased by customers in the U.K. and to BFPO addresses.

SHORTWAVE TRANSISTOR RADIO



only £2.75

Anyone from 9 years up can follow the step-by-step, easy as ABC fully illustrated instructions. No soldering necessary. 76 stations logged on rod aerial in 30 mins. Russia, Africa, USA, Switzerland, etc. Experience thrills of world wide news, sport, music, etc. **Everdrop** on unusual broadcasts. Uses PP3 battery. Size only 3" x 4 1/2" x 1 1/2". Only £2.75 + 20p p. & p. Kit includes cabinet, screws, instructions, etc. (Parts available separately).

INGENIOUS ELECTRONIC SLEEP INDUCER

ONLY £3.25



CAN'T SLEEP AT NIGHTS? DO YOU WAKE UP IN THE NIGHT AND CAN'T GET OFF TO SLEEP AGAIN? WOULD YOU LIKE TO BE GENTLY SOOTHED OFF TO SATISFYING SLEEP EVERY NIGHT? Then build this ingenious electronic sleep inducer. *It even stops by itself so you don't have to worry about it being on all night!* The loudspeaker produces soothing repeated-frequency sounds, continuously repeated, but as time goes on the sound gradually becomes less and less—until they eventually cease altogether, the effect it has on people is amazingly very similar to hypnosis. A control is provided for adjusting the length of time, etc., all transistor, can be built by anyone over 12 years of age in about two hours. No knowledge of electronics or radio needed. Extremely simple, easy-to-follow, step-by-step, fully illustrated instructions included. *No soldering necessary.* Works off standard batteries, extremely economical. Size only 3" x 4 1/2" x 1 1/2"—take it anywhere. Kit includes case, nuts, wire, screws, etc. SEND £3.25 + 25p p. & p. (parts available separately).

BUILD 5 RADIO AND ELECTRONIC PROJECTS

only £2.45



Amazing Radio Construction set! Become a radio expert for £2.45. A complete Home Radio Course. No experience needed. Parts including simple instructions for each design. Illustrated step-by-step plans, all transistors, loudspeaker, personal phone, knobs, screws, etc. all you need. Presentation box separately) no soldering necessary. Send £2.45 + 20p p. & p.

SOOTHE YOUR NERVES, RELAX WITH THIS AMAZING RELAXATRON



Only £2.75

OUTS OUT NOISE POLLUTION—SOOTHES YOUR NERVES! Don't underestimate the uses of this fantastic new design—the RELAXATRON is basically a pink noise generator. Besides being able to mask out extraneous unwanted sounds, it has other very interesting properties. For instance, many people find a rainstorm mysteriously relaxing, a large drop!—a well known type of pink noise IF YOU WORK IN NOISY OR DISTRACTING SURROUNDINGS. IF YOU HAVE TROUBLE CONCENTRATING, IF YOU FEEL TENSED, UNABLE TO RELAX—then build this fantastic Relaxatron. Once used you will never want to be without it—TAKE IT ANYWHERE. Uses standard PP3 batteries (current used so standard battery life is almost shelf-life). **CAN BE EASILY BUILT BY ANYONE OVER 12 YEARS OF AGE** using our unique, step-by-step, fully illustrated plans. No soldering necessary. All parts including case, a pair of crystal phones. Components, nuts, screws, wire, etc. no soldering. £2.75 + 25p p. & p. Parts available separately.

ELECTRONIC ORGAN




ONLY £3.25

Don't confuse with ordinary electronic organs that simply blow air over mouth-organ type reeds etc. Fully transistorised. **SELF CONTAINED LOUDSPEAKER.** Fifteen separate keys span two full octaves—play the "Yellow Rose of Texas", play "Silent Night", play "Auld Lang Syne" etc. etc. You have the thrill and pleasure of playing a real live, portable electronic organ. **NO PREVIOUS KNOWLEDGE OF ELECTRONICS NEEDED.** No soldering necessary. Simple as ABC to make. Anyone over nine years can build it easily in one short evening following the fully illustrated, step-by-step, simple instructions. ONLY £3.25 + 25p p. & p. for kit, including case, nuts, screws, simple instructions, etc. Uses standard battery (parts available separately). Have all the pleasure of making it yourself, finish with an exciting gift for someone.

—Find buried treasure with this **READY BUILT & TESTED**

TREASURE LOCATOR MODULE

ONLY £4.95



FULLY TRANSMITTED PIN-KEYD CIRCUIT METAL DETECTOR MODULE. Ready built and tested—just plug in a PP3 battery and 'phones and it's working. Put it in a case. **PORTABLE TREASURE LOCATOR EARLY WORTH ABOUT £20!** Extremely sensitive—penetrates through earth, sand, rock, water, etc.—**EASILY LOCATES COINS, GOLD, SILVER, JEWELLERY, HISTORICAL RELICS, BURIED PP3S, ETC.** Signals exact location by "beep" pitch increasing as you near buried metallic objects. *So sensitive it will detect certain objects buried SEVERAL FEET BELOW GROUND!* **GIVES CLEAR SIGNAL ON ONE COIN** £4.95 + 20p carr. etc. (High quality Danish Stethoscope headphones £2.75 extra if required). **EXAMINE AT HOME FOR 7 DAYS. YOUR MONEY REFUNDED IN FULL IF NOT 100% DELIGHTED.**

FIND BURIED TREASURE! Transistorised Treasure Locator



ONLY £2.95

This fully portable transistorised metal locator detects and tracks down buried metal objects—it signals exact location with loud audible sound (no phones used)—uses any transistor radio which fits inside—no connections needed. **FINDS GOLD, SILVER, COINS, JEWELLERY, ARCHAEOLOGICAL PIECES ETC. ETC.** *Extremely sensitive! Will signal presence of certain objects buried several feet below ground.* No knowledge of radio or electronics required. Can be built with ease in one short evening by anybody from nine years of age upwards, with the clear, easy to follow, step-by-step, fully illustrated instructions—Uses standard PP3 battery. No soldering necessary. Kit includes nuts, screws, wire, etc. ONLY £2.95 + 25p p. & p. (Sectional handle as illustrated 95p extra). Parts available separately. Made up looks worth £15.

Everdrop on the exciting world of Aircraft Communications

V.H.F. AIRCRAFT BAND ONLY CONVERTOR £2.85

Listen in to AIR LINES, PRIVATE PLANES, JETPLANES. **Everdrop on exciting cross talk between pilots, ground approach control, airport tower, hear for yourself the disciplined, concise, hiding tenderness on talk downs.** Be with them when they have to take nerve ripping decisions in emergencies—Tune into the international distress frequency. Covers the aircraft frequency band including HEATHER, GATWICK, LUTON, KINGWAY, PRESWICK, ETC. ETC. **CLEAR AS BELL.** This fantastic fully transistorised instrument can be built by anyone over nine in under two hours. No soldering necessary. Fully illustrated simple instructions take you step-by-step. Uses standard PP3 battery. All you do is extend rod aerial, place close to any ordinary medium wave radio (even tiny portables). **NO CONNECTIONS WHATSOEVER NEEDED.** SEND ONLY £2.85 + 20p p. & p. for kit including case, nuts, screws, wire, etc. etc. (parts available separately).

CONCORD ELECTRONICS LTD. (EE9U) 12, Archer Street, London, W.1.

INSTRUMENTAL AUDIO EFFECTS

SUPER "FUZZ" UNIT KIT. CONNECTS BETWEEN GUITAR & AMPLIFIER. OPERATES FROM 9v BATTERY (not supplied). ALL COMPONENTS AND PRINTED CIRCUIT BOARD WITH FULL INSTRUCTIONS. KIT PRICE: £2.60 post paid.

CREATE "PHASE" EFFECT ON YOUR RECORDS, TAPES ETC., UNIQUE CIRCUITRY ENABLES YOU TO CREATE PHASE EFFECT AT THE TURN OF A KNOB. OPERATES FROM 9v BATTERY (not supplied) COMPLETE KIT OF COMPONENTS WITH PRINTED CIRCUIT BOARD & FULL INSTRUCTIONS. KIT PRICE: £2.60 post paid.


MAIL ORDER ONLY.

S.A.E. ALL ENQUIRIES.

DABAR ELECTRONIC PRODUCTS

88a, LICHFIELD STREET, WALSALL, STAFFS. WS1 1UZ

Vary the strength of your lighting with a DIMMASWITCH



The DIMMASWITCH is an attractive and efficient dimmer unit which fits in place of the normal light switch and is connected up in exactly the same way. The white mounting plate of the DIMMASWITCH matches modern electric fittings. Two models are available, with the bright chrome knob controlling up to 300 w or 600 w of all lights except fluorescents at mains voltages from 200-250 v, 50Hz. The DIMMASWITCH has built-in radio interference suppression:
600 Watt £3.20. Kit Form £2.70
300 Watt £2.70. Kit Form £2.20
All plus 10p post and packing.
Please send C.W.O. to:

DEXTER & COMPANY
5 ULVER HOUSE, 19, KING STREET,
CHESTER CH1 2AH Tel: 0244-25883,
As supplied to H.M. Government Departments.

T.V.'s T.V.'s T.V.'s COLOUR SETS

Guaranteed working from £125. (Also some not working)

- *4 Channel 19in UHF T.V.'s Despatched tested, and in full working order. £20.
- *19in Sirming only requires UHF tuner for BZL untested, complete, £8.
- *As above but with UHF tuner. £12.
- *2 Channel 19in 110° tube, untested, £5 (Carriage £1.50 extra all models).

GY-NORMOUS RADIO BARGAINS!

42 types, superhets, with push-pull output to internal loudspeaker. Supplied complete with earphone and batteries.

Type A—Very nice little set, still only £1.50 + p. & p. 20p. Including carrying case, instruction sheet, etc.

Type C—Large portable radio as sold nationally. A.M. and F.M. coverage (Yes F.M.—88-108 MHz). Horizontal pointer tuning scale. Operates from own dry batteries or a.c. mains from internal transformer isolated power pack, with provision for rechargeable cells (not supplied). £8 + p. & p. 50p.

All these sets are BRAND NEW and complete in manufacturers original cartons, but may require slight attention—hence bargain prices cheaper than kits!


CASSETTE RECORD/PLAYER. Leatherette case, complete with cassette, mic. & stand. batteries etc. £12.80 + p. & p. 55p.

*C120 Cassettes. Top quality. 75p + p. & p. 73p.

SUMIKS

Dept. E.E.
7 High Street
Langley, Warley, Worcs.
Callers Welcome

Project 605 the new simple way to assemble Sinclair high fidelity modules



For several years now you have been able to assemble your own high fidelity system to world beating standards using Sinclair modules. We have progressively improved these technically but hitherto the method of assembly at your end has remained the same — there has been no alternative to a soldering iron. Now for those who prefer not to solder, there is an alternative — Project 605.

In one neat package you can now obtain the four basic Project 60 modules plus a fifth completely new one — Masterlink — which contains all the input sockets and output components you previously bought separately. Also in the Project 605 pack are all the inter-connecting leads, cut to length and fitted at each end with plugs which clip straight onto the modules, eliminating soldering completely. The pack contains everything you need to build a complete 30 watt stereo amplifier together with a clear well illustrated Instruction Book. All you have to do is to arrange your modules in the plinth or case of your choice and then clip them together — the work of a few minutes.

Your hi-fi system will, as we said, match the finest in the world and you can add to it at any time to increase power or extend the facilities. For example a superb stereo FM Tuner unit is obtainable for only £25.

Guarantee If within 3 months of purchasing Project 605 directly from us, you are dissatisfied with it, we will refund your money at once. Each module is guaranteed to work perfectly and should any defect arise in normal use we will service it at once and without any cost to you whatsoever provided that it is returned to us within 2 years of the purchase date. There will be a small charge for service thereafter. No charge for postage by surface mail. Air-mail charged at cost.

sinclair

Sinclair Radionics Ltd., London Road.,
St. Ives, Huntingdonshire PE17 4HJ.
Telephone: St. Ives (04806) 4311

Specifications

Output — 30 watts music power (10 watts per channel R.M.S. into 3 Ω).

Inputs — Mag. P.U. — 3mV correct to R.I.A.A. curve 20–25,000 Hz + 1dB. Ceramic pick-up — 50mV. Radio — 50 to 150mV. Aux. adjustable between 3mV. and 3V.

Signal to noise ratio — Better than 70dB.

Distortion — better than 0.2% under all conditions.

Controls — Press buttons for on-off. P.U., radio and aux. Treble +15 to -15 dB at 10 kHz. Bass +15 to -15 dB at 100 Hz. Volume. Stereo Balance.

Channel matching within 1dB.

Front panel — brushed aluminium with black knobs.

Project 605 comprises Stereo 80 pre-amp/control unit, two Z-30 power amplifiers, PZ-5 power supply unit, the unique new Masterlink, leads and instructions manual complete in one pack. Post free

£29.95

To SINCLAIR RADIONICS LTD., ST. IVES, HUNTINGDONSHIRE PE17 4HJ
Please send Project 605 post free Details and list of stockists

Name

Address

for which I enclose £29.95 cheque/money order/cash.

E.E.95.

YATES ELECTRONICS (FLITWICK) LTD

DEPT. E.E., ELSTOW STORAGE DEPT.
KEMPSTON HARDWICK,
BEDFORD.

C.W.O. PLEASE. POST AND PACKING,
PLEASE ADD 10p TO ORDERS UNDER £2.

Catalogue which contains data sheets for most of the
components listed will be sent free on request.
10p stamp appreciated.

OPEN ALL DAY SATURDAYS

RESISTORS

1W Iskra high stability carbon film—very low noise—capless construction.
1W Mullard CR25 carbon film—very small body size 7.5 x 2.5mm. 1W 2%
Electrofil TR5.

Power watts	Tolerance	Range	Values available	Price	100+
1/4	5%	4-7Ω-2.2MΩ	E24	1-99	0-8p
1/2	10%	3-3MΩ-10MΩ	E12	1-0p	0-8p
1	2%	10Ω-1M	E24	3-5p	3-0p
2	10%	1Ω-3-9Ω	E12	1-0p	0-8p
5	5%	4-7Ω-1MΩ	E12	1-0p	0-8p
10	10%	1Ω-10Ω	E12	6p	5-5p

Quantity price applies for any selection. Ignore fractions on total order.

DEVELOPMENT PACK

0.5 watt 5% Iskra resistors 5 off each value 4-7Ω to 1MΩ.
E12 pack 325 resistors £2.40. E24 pack 650 resistors £4.70.

POTENTIOMETERS

Carbon track 5kΩ to 2MΩ, log or linear (log 1W, lin 1/2W).
Single, 12p. Dual gang (stereo), 40p. Single D.P. switch 24p.

SKELETON PRESET POTENTIOMETERS

Linear: 100, 250, 500Ω and decades to 5MΩ. Horizontal or vertical P.C.
mounting (0.1 matrix).
Sub-miniature 0-1W, 5p each. Miniature 0-25W, 6p each.

TRANSISTORS

AC107 15p	BC107 10p	BF195 15p	OC81 12p	2N3703 12p
AC126 12p	BC108 10p	BFY50 22p	OC82D 12p	2N3704 13p
AC127 12p	BC109 10p	BFY51 22p	OC82E 12p	2N3705 12p
AC128 12p	BC147 10p	BFY52 22p	ORP12 50p	2N3706 11p
AC131 12p	BC148 13p	BSY56 32p	2N2369 16p	2N3707 12p
AC132 12p	BC149 13p	OC26 45p	2N2646 60p	2N3708 10p
AD160 50p	BC157 13p	OC28 45p	2N2926R 9p	2N3709 11p
AD161 33p	BC158 13p	OC35 45p	2N2926O 9p	2N3710 11p
AD162 36p	BC159 13p	OC42 12p	2N2926Y 9p	2N3711 11p
AF114 20p	BD131 75p	OC44 12p	2N2926G 10p	2N4062 12p
AF115 20p	BD132 75p	OC45 12p	2N3054 58p	ZTX302 15p
AF116 20p	BF179 32p	OC70 12p	2N3055 60p	ZTX500 16p
AF117 20p	BF181 25p	OC71 12p	2N3442 140p	ZTX503 16p
AF118 38p	BF194 15p	OC72 12p	2N3702 13p	40362 58p

ZENER DIODES

400mW 5% 3-3V to 30V, 15p.

LINEAR IC's (DIL)

709 50p 741 50p
710 50p 748 50p

DIL SOCKET

14 and 16 pin
16p

DIODES

RECTIFIER

BY127	1250V	1A	12p
BZ110	800V	6A	25p
BZ113	200V	6A	20p
IN4001	50V	1A	7p
IN4004	400V	1A	8p
IN4007	1000V	1A	12p

SIGNAL

OA85	7p
OA90	5p
OA91	5p
OA202	7p
IN4148	5p
BA114	8p

BRUSHED ALUMINIUM PANELS

12in x 6in=25p; 12in x 2in=10p; 9in x 2in=7p.

SLIDER POTENTIOMETERS

86mm x 9mm x 16mm, length of track 59mm.
SINGLE 10K, 25K, 100K log. or lin. 40p.
DUAL GANG, 10K + 10K etc. log. or lin. 60p.
KNOB FOR ABOVE 12p.
FRONT PANEL 65p
18 Gauge panel 12" x 4" with slots cut for use with slider pots. Grey or matt
black finish complete with fixings for 4 pots.

MULLARD POLYESTER CAPACITORS C296 SERIES

400V: 0-001μF, 0-0015μF, 0-0022μF, 0-0033μF, 0-0047μF, 2 1/2p, 0-0068μF, 0-01μF,
0-015μF, 0-022μF, 0-033μF, 3p, 0-047μF, 0-068μF, 0-1μF, 4p, 0-15μF, 6p, 0-22μF, 7 1/2p,
0-33μF, 11p, 0-47μF, 13p.
160V: 0-01μF, 0-015μF, 0-022μF, 0-033μF, 0-047μF, 0-068μF, 3p, 0-1μF 3 1/2p, 0-15μF,
4 1/2p, 0-22μF, 5p, 0-33μF, 6p, 0-47μF, 7 1/2p, 0-68μF, 11p, 1-0μF, 13p.

MULLARD POLYESTER CAPACITORS C280 SERIES

250V P.C. mounting: 0-01μF, 0-015μF, 0-022μF, 3p, 0-033μF, 0-047μF, 0-068μF
3 1/2p, 0-1μF, 4p, 0-15μF, 0-22μF, 5p, 0-33μF, 6p, 0-47μF, 8p, 0-68μF, 11p, 1-0μF, 13p
1-5μF, 20p, 2-2μF, 24p.

MYLAR FILM CAPACITORS 100V

0-001μF, 0-002μF, 0-005μF, 0-01μF, 0-02μF
2 1/2p, 0-04μF, 0-05μF, 0-068μF, 0-1μF, 3 1/2p.

CERAMIC DISC CAPACITORS

100pF to 10,000pF, 2p each.

ELECTROLYTIC CAPACITORS—MULLARD C426 SERIES

6p each
(μF/V): 10/2-5, 40/2-5, 80/2-5, 160/2-5, 320/2-5, 500/2-5, 814/32/14, 64/4, 125/4, 250/4,
400/4, 6-4/6-4, 25/6-4, 50/6-4, 100/6-4, 200/6-4, 320/6-4, 4/10, 16/10, 32/10, 64/10,
125/10, 200/10, 2-5/16, 10/16, 20/16, 40/16, 80/16, 125/16, 1-6/25, 6-4/25, 12-5/25,
25/25, 50/25, 80/25, 1/40, 4/40, 8/40, 16/40, 32/40, 50/40, 0-64/64, 2-5/64, 5/64, 10/64,
20/64, 32/64.

MULLARD C437 SERIES

100/40, 160/25, 250/16, 400/10, 640/6-4, 800/4, 1000/2-5, 9p, 100/64, 160/40, 250/25,
400/16, 640/10, 1250/4, 1000/6-4, 1600/2-5, 12p, 160/64, 250/40, 400/2-5, 640/16,
2000/4, 1000/10, 1600/6-4, 2500/2-5, 15p, 250/64, 400/40, 640/25, 3200/4, 1000/16,
1600/10, 2500/6-4, 4000/2-5, 18p.

ELECTROLYTIC CAPACITORS Miniature P.C. mounting

5p each.
(μF/V): 10/12, 50/12, 100/12, 200/12, 5/25, 10/25, 25/25, 100/25.

VEROBOARD

0-1

2 1/2 x 3 1/2

2 1/2 x 5

3 1/2 x 3 1/2

3 1/2 x 5

17 x 2 1/2

17 x 3 1/2

17 x 5 (plain)

17 x 3 1/2 (plain)

17 x 2 1/2 (plain)

2 1/2 x 5 (plain)

2 1/2 x 3 1/2 (plain)

Pin insertion tool 52p

Spot face cutter 42p

Pkt. 50 pins 20p

JACK PLUGS AND SOCKETS

Standard screened 18p

Standard insulated 12p

Stereo screened 35p

Standard socket 15p

Stereo socket 18p

D.I.N. PLUGS AND SOCKETS

2 pin, 3 pin, 5 pin 180°, 5 pin 240°, 6 pin

Plug 12p, Socket 8p.

4 way screened cable 15p/metre

6 way screened cable 22p/metre

BATTERY ELIMINATOR £1.50

9V mains power supply. Same size as PP9 battery.

THERMISTORS

VA1055S 15p

VA1066S 15p

VA1077 15p

R53 £1.35

COMPACT CASSETTES—IN PLASTIC LIBRARY BOX

C90 65p

C120 85p

LARGE (CAN) ELECTROLYTICS

1600μF 64V 74p

2500μF 40V 74p

2500μF 50V 58p

2500μF 64V 80p

2800μF 100V £3.00

3200μF 16V 50p

4500μF 16V 50p

4500μF 25V £1.68

5000μF 50V £1.10

HIGH VOLTAGE TUBULAR CAPACITORS—1,000 VOLT

0-01μF 10p 0-047μF 13p 0-22μF 20p

0-022μF 12p 0-1μF 16p 0-47μF 22p

POLYSTYRENE CAPACITORS 160V 2 1/2p

10pF to 1,000pF E12 Series values 4p each.

Peerless HIGH FIDELITY LOUDSPEAKERS

..... Acclaimed by the Experts

Chassis Units (Dual Cone,
Coaxial, Woofers, Tweeters,
etc.) plus Multi-unit systems
in Kit Form from Scandina-
via's largest manufacturer.




Matching
Cabinet Kits
also available.

P.F. & A.R. Helme Ltd. (Dept EE9)
Summerbridge: Harrogate HG3 4DR
Yorks. Tel. Darley 279 (STD 0423-72)

INTER-LOCKING PLASTIC STORAGE DRAWERS

NEAT!
HANDY!
TIDY!

DISCOUNT
PRICES



SINGLE UNITS (5" x 2 1/2" x 2 1/2") £1.35 Dozen
DOUBLE UNITS £2.25 Dozen
TREBLE (3D) £2.35 for 8
DOUBLE TREBLE 2 draws in one outer case (6D2) £3.65
for 3 extra large size (6D1) £3.30 for 8.

PLUS QUANTITY DISCOUNTS! Order £5 and over Deduct 5% in the £. Order
£10 and over Deduct 7 1/2% in the £. Order £20 and over Deduct 10% in the £.
Pack, Post, Carr.: Add 35p to all orders under £5. Orders over £5 P/P/C free.

IVORYET
LIMITED

(Dept EE9) 124 CRICKLEWOOD
BROADWAY, LONDON N.W.2

BI-PRE-PAK

COMPLETE TELEPHONES



EX. G.P.O. NORMAL
HOUSEHOLD TYPE

ONLY 95p
POST & PACKING 35p EACH



TELEPHONE DIALS

Standard Post Office type.
Guaranteed in working order.

ONLY 50p

POST & PACKING 15p

TESTED AND GUARANTEED PAKS

B2	4	Photo Cells, Sun Batteries. 0.3 to 0.5V, 0.5 to 2mA.	50p
B79	4	1N4007 Sil. Rec. diodes. 1,000 PIV lamp plastic	50p
B81	10	Reed Switches, mixed types large and small	50p
B99	200	Mixed Capacitors. Approx. quantity, counted by weight	50p
H4	250	Mixed Resistors. Approx. quantity counted by weight	50p
H7	40	Wirewound Resistors. Mixed types and values.	50p
H8	4	BY127 Sil. Recs. 1,000 PIV, 1 amp. plastic	50p
H9	2	OC771 Light Sensitive Photo Transistor	50p
H12	50	NKT155/259 Germ. diodes, brand new stock clearance	50p
H28	20	OC2001/213 PNP Silicon uncodd TO-5 can	50p
H30	20	1 Watt Zener Diodes. Mixed Voltages 6.8-43V.	50p
H35	100	Mixed Diodes, Germ. Gold bonded, etc. Marked and Unmarked.	50p
H38	30	Short Lead Transistors, NPN Silicon Planar types.	50p

UNMARKED UNTESTED PAKS

B46	150	Germanium Diodes Min. glass type	50p
B83	200	Trans. manufacturers' rejects all types NPN, PNP, Sil. and Germ.	50p
B84	100	Silicon Diodes DO-7 glass equiv. to OA200, OA202	50p
B86	50	Sil. Diodes min. min. 1N104 and 1N916 types	50p
B88	50	Sil. Trans. NPN, PNP equiv. to OC200/1, 2N706A, BSY95A, etc.	50p
B1	50	Germanium Transistors PNP, AF and RF	50p
H6	40	250mW Zener Diodes DO-7 Min. Glass Type	50p
H17	20	3 amp. Silicon Stud Rectifiers, mixed volts	50p
H15	30	Top Hat Silicon Rectifiers, 750mA, mixed volts	50p
H16	8	Experimenters' Pak of Integrated Circuits. Data supplied	50p
H20	20	BY126/7 Type Silicon Rectifiers 1 amp plastic. Mixed volts.	50p
H24	15	Power Transistors, PNP, Germ. NPN Silicon TO-3 Can.	50p

MAKE A REV COUNTER FOR YOUR CAR

The 'TACHO BLOCK'. This encapsulated block will turn any 0-1mA meter into a linear and accurate rev. counter for any car with normal coil ignition system.

£1 each



OUR VERY POPULAR 3p TRANSISTORS


TYPE "A" PNP Silicon alloy, TO-5 can.
TYPE "B" PNP Silicon, plastic encapsulation.
TYPE "E" PNP Germanium AF or RF.
TYPE "F" NPN Silicon plastic encapsulation.

FULLY TESTED AND MARKED SEMICONDUCTORS

6p		6p	
AC107	0-15	OC139	0-13
AC126	0-15	OC140	0-15
AC127	0-17	OC170	0-23
AC128	0-15	OC171	0-23
AC174	0-20	OC200	0-25
ACY17	0-20	OC201	0-25
AF239	0-20	2N1302-3	0-15
AF186	0-20	2N1304-5	0-17
AF139	0-20	2N1306-7	0-20
BC154	0-20	2N1308-9	0-22
BC107	0-10	2N3819FET	0-22
BC108	0-10	2N416FET	0-40
BC109	0-10	Power Transistors	0-35
BC148	0-10		
BC169	0-12	OC20	0-50
BF194	0-15	OC23	0-30
BF274	0-20	OC25	0-25
BFY50	0-15	OC28	0-30
BSY25	0-13	OC35	0-25
BSY26	0-13	OC38	0-37
BSY27	0-13	AD149	0-30
BSY28	0-13	AUY10	1-25
BSY29	0-10	2N3055	0-25
BSY95A	0-10	Diodes	0-50
OC41	0-15		
OC44	0-13	AA42	0-18
OC45	0-10	OA95	0-07
OC71	0-10	OA79	0-07
OC72	0-10	OA81	0-07
OC81	0-13	OA95	0-07
OC81D	0-13	IN914	0-04
OC83	0-18		

F.E.T. PRICE BREAKTHROUGH !!

This field effect transistor is the 2N3823 in a plastic encapsulation coded as 3823E. It is also an excellent replacement for the 2N3819. Data sheet supplied with device. 1-10 30p each, 10-50 25p each, 50+ 20p each.



A CROSS HATCH GENERATOR FOR £3.50 !!!

YES, a complete kit of parts including Printed Circuit Board. A four position switch gives X-hatch, Dots, Vertical or Horizontal lines. Integrated Circuit design for easy construction and reliability. This is a project in the September edition of Practical Television.

This complete kit of parts costs £3.50, post paid.

A MUST for Colour T.V. Alignment.

Our famous PI Pak is still leading in value for money.

Full of Short Lead Semiconductors & Electronic Components, approx. 170. We guarantee at least 30 really high quality factory marked Transistors PNP & NPN, and a host of Diodes & Rectifiers mounted on Printed Circuit Panels. Identification Chart supplied to give some information on the Transistors.

Please ask for Pak P.1. Only 50p.
10p P & P on this Pak.

FREE CATALOGUE FOR



TRANSISTORS, RECTIFIERS, DIODES, INTEGRATED CIRCUITS, FULL PRE-PAK LISTS

8 RELAYS FOR VARIOUS TYPES P & P 25p £1

COLOUR T.V. LINE OUTPUT TRANSFORMERS

Designed to give 25kV when used with PL507 and PL500 valves. As removed from colour receivers at the factory.

NOW ONLY 50p each post and packing 23p.

Quantity	1=10	10-50	50+
8B105 Varicap Diodes	10p	8p	6p
OC71 or 72 Fully Tested Unmarked	5p	5p	4p
Matched Sets 1-OC44 and 2-OC45, Per Set.	25p	20p	15p
OA47 Gold-Bonded Diodes, Marked and Tested	3p	3p	2p
1-watt Zener Diodes 7.5, 24, 27, 30, 36, 43 Volts	5p	4p	3p
10-watt Zener Diodes 5-1, 8-2, 11, 13, 16, 24, 30, 100 Volts	20p	17p	15p
Micro Switches, 5/P, C/O	25p	20p	15p
1-amp Bridge Rec's 25-volt	25p	22p	20p

INTEGRATED CIRCUITS

5L403D Audio Amp. 3-Watts	2-00	1-95	1-80
709C Linear Opp. Amp.	25p	20p	15p
Gates, Factory Marked and Tested by A.E.I.	10p	9p	8p
J. K. Flip-Flops Factory, Marked and Tested by A.E.I.	20p	18p	15p
SN7490 Decade Counter	50p	45p	40p
UL914 Dual 2 1/2 Gate	40p	35p	30p

LOW COST DUAL INLINE I.C. SOCKETS

14 pin type at 15p each
16 pin type at 16p each.

BOOKS

We have a large selection of Reference and Technical Books in stock.

These are just two of our popular lines: B.P.1 Transistor Equivalents and Substitutes.

This includes many thousands of British U.S.A., European and C.V. equivalents. Postage and Packing 21p.

The Iliffe Radio Valve & Transistor Data Book 9th Edition; Characteristics of 3,000 valves and tubes, 4,500 Transistors, Diodes, Rectifiers and Integrated Circuits.

Send for lists of these English publications.

Please send me the FREE Bi-Pre-Pak Catalogue.

NAME:

ADDRESS:

MINIMUM ORDER 50p. CASH WITH ORDER PLEASE. Add 10p post and packing per order OVERSEAS ADD EXTRA FOR POSTAGE

BI-PRE-PAK LTD

DEPT. E, 222-224 WEST ROAD, WESTCLIFF-ON-SEA, ESSEX S50 9DF
TELEPHONE: SOUTHEND (0702) 46344

JUST ARRIVED! THIS YEAR'S NEW ***COMPUTERISED?**
RUSSIAN MIRACLE!

BRAND NEW SPACE AGE model
—SO FAR AHEAD OF ITS
TIME IT WILL STILL
BE MAKING MANY
LOOK OUT OF DATE
IN 1984!

**THE FABULOUS
ASTRAD 17**

**WORLD WIDE
RECEPTION**
—THE RANGE OF STATIONS
STATIONS POUR IN FROM THE
FOUR CORNERS OF THE EARTH!

**PORTABLE RADIO &
COMMUNICATIONS
RECEIVER**



**28 TRANSISTORS
AND DIODES!**
WAVEBANDS:
STANDARD LONG and MEDIUM
Plus 5 SHORT WAVEBANDS
Plus ULTRA SHORT WAVES
(V.H.F. AM, FM, MW,
LW, USW.)

*COMPARE
ITS PERFORMANCE
with **£80**
RADIOS!

BATTERY MODEL
£20.75
BOX POST ETC 50p
**MAINS/BATTERY
ELIMINATOR £1.48 extra**

FIRST TIME EVER!
*NOW AVAILABLE WITH
fabulous 'COMPUTERISED'
WORLD TUNING GUIDE!
NO MORE GUESSWORK!
INSTANT DATA at your fingertips —
enables you to TUNE IN A FLASH to
transmissions the world over!

Think of 1984 and what might be produced then—now get the **ASTRAD 17** and **SEE** that the Russians have done it all **WOW!** This one supercedes all earlier Models! It will probably make your present radio seem like a 'crystal set'. Complete with optional battery eliminator for both battery and mains use! We're almost giving them away at only **£20.75**—a fraction of today's Russian price! Compare performance with **£80** radios! *Refund if not astounded. Black and chrome finish. Set in Cabinet built case—constructed of fine Russian hardwood in beautiful Teak Veneer finish—prevents vibration, ensures sweeter tone than ever! Volume controlled from a whisper to a roar. Wider band spread, for "pin-point" station selection! Plus "MAGIC EYE" tuning level indicator for ultra perfect tuning sensitivity! Yes, the Russians have surpassed themselves, proving again their fantastic ability in speech and satellite communications. Yes, **EVERY WAVEBAND** instantly at your fingertips including Standard Long, Medium, Short and Ultra Short Waves to cover the four corners of the Earth, including all normal transmissions, V.H.F., AM, FM, MW, LW, USW, plus local and new stations not yet operational, and messages from all over the world! Expensive **TUBES** TUBE side control waveband selection unit (as used on expensive T40) Every waveband clicks into position, incredible ease of tuning! Genuine push-pull output ON/OFF volume and separate Treble and Bass tone controls for utter perfection of tone! Press-button illumination! Take it anywhere—runs on batteries on through battery eliminator from 220/240V. AC mains supply, internal ferrite rod plus built-in "rotatable" telescopic aerial extending to 30ins. approx. It's also a fabulous **CAR RADIO**. Can be used through extension amplifier, tape recorder or public address. **SIZE 14 x 10 1/2 x 4 1/2** ins. approx. Made to give years of perfect service. U.K. facilities and spares available for years to come! With **WRITTEN G.T.E.E.** manual with instructions and circuit diagram. **ONLY £20.75** (with mains/battery eliminator **£1.48 extra**). **BOX, POST, ETC., 50p.** ***BE THE WAITER** for only 50p extra you get the **"COMPUTERISED" WORLD TUNING GUIDE!** (It enables you to tune, pinpoint and get transmissions the whole world over—it even lets you know when to tune into the U.K. when abroad). **PLUS "longlife" batteries, PLUS** earphones for personal listening. (Sorry—We cannot change these new radios for any earlier model purchased). **SHOPTUNNITIES FOR BARGAINS!** Send today or call

THIS FANTASTIC OFFER ONLY FROM US!

SAVE £20.25 NOW!

SOLID STATE

BATTERY/MAINS AC

Combined V.H.F. AM/FM RADIO and CASSETTE TAPEREORDER & PLAYER

RECOMMENDED RETAIL PRICE £44

OUR PRICE £23.75 (plus 50p ETC.)

Latest sensation in the world of sound! Fabulous **V.H.F. AM/FM Radio** and **AM/FM Cassette Tape Recorder & Player** combined & it runs off batteries or mains. (Plug in the 220/240V. AC line cord). Record and play back anything, anywhere! Even tape direct from the Radio as you listen! **RECOMMENDED RETAIL PRICE GENUINELY £44!** WE OFFER AT ALMOST HALF PRICE! Wonderful features: * Press-button Keyboard Control Panel or latest **MASTER SWITCH CONTROL!** * **"MAGIC EYE"** Visual Battery check/recording level indicator or built-in automatic Leveller! * Separate **ON/OFF** and **HI-LO** volume control! * Heavy duty built-in speaker! * Earphone (for personal listening or "monitoring") and extension speaker sockets! * Remote control microphone! * Built-in swivel telescopic extension aerial (24in approx.) * Magnificently made case with carry handle. (DESIGNS VARY SLIGHTLY.) The built-in full circuit **V.H.F. AM/FM** Radio gives superb clarity of tone, incredible station selection. Rotating Selector Dial—get all local and regional stations in every part of the country plus B.B.C. National, V.H.F. Picks up dozens of foreign stations. Fabulous in car! You could pay more for a Car Radio or Car Cassette player **ALONE!** **£23.75, CARR. ETC. 50p.** With instructions, remote control microphone with on/off switch and stand. **WRITTEN G.T.E.E. BOOKS, Batteries and Cassette tape 25p.**

SHOPTUNNITIES LTD. Dept. EE11, 164 UXBRIDGE RD. (facing Shepherd's Bush Green), LONDON, W12 8AQ. (Thurs. 1, Fri. 7). Also 37 High Holborn, LONDON, WC1 (Thur. 7). There are 37 other shops open Monday to Saturday 9-6.

gspk
(sales)
quite simply—the best

RESISTORS
FULL RANGE OF ISKRA CARBON FILM RESISTORS
1/5 W (range 47 ohms to 470K) 1p each
1/2 W and 1 W (range 47 ohms to 10 Meg) 1p each
1 W (range 47 ohms to 10 Meg) 2p each
2 W (range 47 ohms to 10 Meg) 3p each

Iskra Miniature High Stability carbon Film Resistors with negligible noise factor.
All Resistors $\pm 5\%$ (except values over 4.7 Meg). These Resistors are even lower in price than most 10% and older carbon composition types.

PRE-SET POTENTIOMETERS
Standard values of pre-sets from 100 ohms to 5 Meg. 7p each
Standard/miniature 7p each
Sub-miniature 5p each

SIEMENS PROFESSIONAL CAPACITORS
POLYCARBONATE AND PESTYESTER ELECTROLYTIC

Voltage	Capacitance	Price	Voltage	Capacitance	Price
100v	0.1 μ F	6p	10v	22 μ F	7p
100v	0.15 μ F	6p	10v	470 μ F	11p
100v	0.22 μ F	6p	16v	47 μ F	7p
100v	0.33 μ F	6p	25v	10 μ F	7p
100v	0.47 μ F	6p	25v	100 μ F	9p
150v	0.68 μ F	10p	25v	220 μ F	11p
250v	0.01 μ F	5p	25v	470 μ F	14p
250v	0.015 μ F	5p	25v	1000 μ F	22p
250v	0.022 μ F	5p	25v	2200 μ F	42p
250v	0.033 μ F	6p	35v	47 μ F	7p
250v	0.047 μ F	6p	35v	320 μ F	14p
250v	0.068 μ F	6p	100v	10 μ F	8p
250v	0.1 μ F	6p	100v	22 μ F	9p
			100v	47 μ F	14p

SPECIAL INTRODUCTORY OFFER
FREE with all orders value £5 or over
we will give absolutely free one **GSPK P.C. Kit** for making your own printed circuits (normal retail price £1.55).
Hurry! Offer valid for limited period only.

SEMICONDUCTORS
Here are just a few examples of our **LOW Semiconductor prices**. . . . Many more semiconductors available all at equally sensational prices. . . . **NOW.**

1-	25-	BZY80C	1+	25+	+	25+
AC197	24p	Series E12 (2.7-30.0v)	10p	9p	OC76	22p
AC128	19p				OC170	24p
AC176	15p				1N4001	6p
AC18	15p	NKT210	24p	19p	1N4002	6p
AC181	27p	NKT211	24p	19p	1N4003	7p
AD162	27p	NKT212	24p	19p	1N4004	6p
AF139	28p	NKT213	24p	19p	1N4005	10p
BC107	8p	NKT214	19p	17p	1N4006	12p
BC108	8p	NKT215	24p	19p	1N4007	18p
BC109	8p	NKT216	24p	19p	1N4148	4p
BC147	8p	NKT222	20p	20p	2N1202	18p
BC148	8p	NKT224	21p	19p	2N1304	21p
BC149	8p	NKT242	14p	12p	2N1813	14p
BCY70	14p	NKT243	51p	44p	2N1711	15p
BCY71	20p	NKT401	70p	50p	2N2964	28p
BCY72	14p	NKT402	75p	59p	2N2965	24p
BDY20	81p	NKT403	64p	50p	2N2966	18p
BFY29	24p	NKT453	41p	35p	2N2907	22p
BFY30	24p	OA7	6p	6p	2N3054	17p
BFY50	19p	OA7A	6p	5p	2N3051	48p
BFY81	18p	OA90	5p	4p	2N3055	57p
BFY82	18p	OC70	12p	12p	(RD130)	

NUMEROUS OTHER ITEMS AVAILABLE INCLUDE:
Switches Comprehensive range of N.S.F. Toggle switches and Rotary Water switch kits (to enable you to make your own switch to your own specification).
Copper laminate and all materials available to make your own printed circuit boards.
Lamps and lampholders for every requirement. Ready Built Circuits and Modules.
Freezer and Cleaner aerosol sprays.
Jack Plugs and sockets.
Variety of speciality products.

All orders value £2 or over post free. Other orders please add 10p p & p. We only sell new products—do not confuse with 'seconds' or surplus stock. Because of our keen prices we regret the prices apply to U.K. and B.F.P.O. addresses only. Please fill in the coupon and send with 10p (refundable on ordering) for catalogue.

ALL CALLERS WELCOME

To **GSPK (SALES) LIMITED, Dept. E.E.**
Head Office, Hookstone Park, Harrogate, Yorkshire,
HG2 7BU.

MON. Name

TO Address

FRI.

9-5.00

E.E.

£25

takes the wraps off UNISOUND a new concept in stereo



See below for address.

The whole system is complete including superb cabinets in simulated teak—just simply screw together the components and you save pounds!

Amplifier is based on the famous Mullard Unilex system. Garrard 2025TC turntable complete with stereo ceramic cartridge, teak simulated plinth and tinted acrylic cover. Plus the big 13" x 8" EMI twin cone speakers ready for mounting in their elegant cabinets which simply need screwing & gluing together.

Easy to follow step-by-step instructions guide you quickly and effortlessly to taking the wraps off truly realistic stereo sound.

£25 complete plus £2.80 p. & p.
Diamond Stylus £1.25 extra
Power output: 4 watts per channel into 8 ohms
Input: 120 mV (for ceramic cartridge). Stereo Headphones with adapter £4



UNISOUND MODULES ONLY—£6.95

If you prefer, you can buy the three modules—pre-amplifier, power supply/dual power amplifier, and control panel—by themselves for only £6.95. P. & P. 50p extra. Their overall specification is the same as shown for the complete Unisound console using the highly efficient I.C. monolithic power chips to ensure very low distortion at all power levels, correct operation in all ambient temperatures, full power over the audio spectrum. See below for address.



THE PULLMAN PB PUSH BUTTON CAR RADIO KIT

Apart from the output stage, which is an integrated circuit, the only other electronic components that need soldering are some capacitors, resistors, etc. The kit includes a pre-built RF tuner unit, and fully modularised IF stages which are pre-aligned before despatch. As well as electronic components, this kit also contains 2 diamond-spun aluminium knobs, elegant matching front panel, dial, washers, screws and wire.



ONLY
£7.00

The Pullman PB is suitable for 12 volt working on both negative and positive earth vehicles. It covers the full medium and long wave bands. Four push-buttons for medium wave, one for long wave. It is permeability tuned

and sturdily constructed. Output is a full 2.5 watts into an 8 ohm speaker. But the Pullman PB will operate into any loud-speaker from 8 to 15 ohms. Power consumption is less than 1 amp.

* Circuit diagram and comprehensive instructions 50p, free with parts.

Radio & TV Components (Acton) Ltd.
21E High Street, Acton, London W3 6NG.
323 Edgware Road, London W2.

If you can solder on printed circuit board, you can build this push-button car radio kit. It's simple—just follow the step-by-step instructions

PRICE ONLY
£7.00 + p&p 50p

THE PULLMAN PB CAN BE MOUNTED IN ANY STANDARD SIZE DASH PANEL AND IT HAS AN ILLUMINATED TUNING SCALE FOR EASY READING AT NIGHT. CHASSIS SIZES: 7" WIDE, 2" HIGH AND 4 1/16" DEEP (EXCLUDING FRONT PANEL, ETC.)

8 ohm speaker with baffle and fixing strips, £1.50 + p & p 25p post free if brought with the kit

* Car aerial £1.25 p.p.




Mail Orders to Acton. Terms C.W.O. All enquiries S.A.E. Goods not despatched outside U.K.

BSR LATEST SUPERSLIM

STEREO AND MONO

Plays 12", 10" or 7" records. Auto or Manual. A high quality unit backed by BSR reliability with 12 months' guarantee. AC 200/250V. Size 18 1/2 x 11 1/2. Above motor board 8 1/2 in. below motor board 9 1/2 in. with STEREO and MONO XTAL. MONO-COMPATIBLE. Plays all records



£8-75 Post 25p.

£7-75 Post 25p.

B.S. DE-LUXE 3 WATT AMPLIFIER. Ready made tested. Printed circuit. Pentode valve EL24. 2 watts output. Tone and volume controls. Metal rectifier. Complete with two knobs, output transformer and high performance loudspeaker. Response 50-12,000 cps. Sensitivity 300mV **£4 Post 25p.**

R.C.S. PORTABLE PLAYER CABINET

Really smart appearance with space for R.C.S. Amplifiers and most modern autochangers. Size 18 x 15 x 8 in. Metal fitting. Carrying handle. Popular Colours. Two-tone texture covered. **£4 Post 25p.**

GARRARD DISCO DECK TA Mk II

4 speeds. Plays all sizes of records. 4 pole heavy duty motor. 9 in. riser turntable. Flange in head complete with stereo/mono cartridge. Adjustable stylus pressure. Auto-stop. Brown and Cream finish. AC mains 110/240V. Base plate size 12 in. x 8 in. Operating area 14 in. x 12 in. Above motor board 8 in. below motor board 8 in. Post 2 1/2 in. Ideal for Home Hi-Fi or Discothèque. **£10 free.**




GARRARD AUTOCHANGERS with Sonotone Cartridges Stereo Diamond and Mono Sapphire. Model 1025 £10. Model 3500 Stereo and Mono Autochanger £14. Post 25p.

BSR JUNIOR SINGLE PLAYER £4-50 Turntable, 4-speed motor and separate pick-up

HI-FI PICK-UP CARTRIDGES. Diamond LP/Stereo Stereo/Mono 9TA £2-50; GP84 £2-50; GP83 £2-00; Sapphire Mono GP81 £1-60; Power-point LP/78. 60p.

E.M.I. WOOFER AND TWEETER KIT £5-75 Post 25p

Comprising a fine example of a Woofer 10 1/2 x 6 in. with a massive Ceramic Magnet, 440z, Gauss 13,000 lines. Aluminium Cone centre to improve middle and top response. Also the E.M.I. Tweeter 3 1/2 in. square has a special light-weight paper cone and magnet flux 10,000 lines. Crossover condenser included. Impedance Standard 8 ohms Maximum Power 18 watts Base Response 35 to 18,000 cps Bass Resonance 45 cps **SUITABLE ENCLOSURE 20 x 13 x 9 in. £9 Post 25p MODERN TEAK DESIGN**



WEYRAD P50-TRANSISTOR COILS
EA2W Ferrite Aerial 72p Spare Cores 3p
Osc. P50/LAC 35p Driver Trans. LEFD 38p
L.F. P50/200 470 k/c 86p Printed Circuit, PCA1 68p
3rd L.F. P50/100 470 k/c 86p J.B. Tuning Gang 65p
PS1/L or PS1/2 36p Weyrad Booklet 10p
P50/SV 36p OPTI 88p
Mollard Parrite Rod 8 x 1/2 in. 20p. 6 x 1/2 in. 20p.

VOLUME CONTROLS 80 ohm Coax 4p. yd. **BRITISH AERIALS** 4p. yd. **ALUMINIUM PANELS** 18 s.w.g. 5 x 4 in. 5p; 3 x 4 in. 5p; 11 x 7 in. 70p; 13 x 9 in. 90p; 14 x 11 in. 95p; 15 x 14 in. 99p; 11 x 8 in. 50p; 16 x 10 in. 51p. **STEREO LOGS** 85p. D.P. 25p. **EDGE BK. R.F. Transistor** 25p **FRINGE LOW LOSS** 40 yd. £1-40; 60 yd. £2 **Ideal 825 and colour.** 10p yd

8in ELAC HI-FI SPEAKERS £4-80

Dual cone plasticized roll surround. Large ceramic magnet. 50-18,000 cps. Bass resonance 55 cps. 8 ohm impedance. 10 watts music power.



BLANK ALUMINIUM CHASSIS 18 s.w.g. 2 in. sides. 7 x 4 in. 45p; 9 x 7 in. 60p; 11 x 7 in. 70p; 13 x 9 in. 90p; 14 x 11 in. 95p; 15 x 14 in. 99p; 11 x 8 in. 50p; 16 x 10 in. 51p. **ALUMINIUM PANELS** 18 s.w.g. 5 x 4 in. 5p; 3 x 4 in. 5p; 11 x 7 in. 70p; 13 x 9 in. 90p; 14 x 11 in. 95p; 15 x 14 in. 99p; 11 x 8 in. 50p; 16 x 10 in. 51p. **STEREO LOGS** 85p. D.P. 25p. **EDGE BK. R.F. Transistor** 25p **FRINGE LOW LOSS** 40 yd. £1-40; 60 yd. £2 **Ideal 825 and colour.** 10p yd

1 1/2 inch DIAMETER WAVE-CHANGE SWITCHES 25p. 2 p. 2-way or 2 p. 6-way or 3 p. 4-way 25p each. 1 p. 12-way or 4 p. 2-way. of 4 p. 3-way 25p. **TOGGLE SWITCHES**, sp. 14p; dp. 18p; dp. dt. 23p.

"THE INSTANT" BULK TAPE ERASER & HEAD DEMAGNETISER 200/250V. A.C. **£2-35** Post Leadst S.A.E. 15p



HI-FI STOCKISTS RETURN OF POST DESPATCH **MINIMUM POST AND PACKING 15p**

RADIO COMPONENT SPECIALISTS

Radio Books & Component Lists 5p. Written guarantee. (Export: Remit cash and extra postage.)

R.C.S. STABILISED POWER PACK KITS

All parts and instructions with Zener Diode. Printed Circuit. Bridge Rectifiers and Double Wind Mains Transformer input 200/250V. Output voltages available 6 or 9 or 12 or 15 or 18 or 20V. DO at 100mA or less. PLEASE STATE VOLTAGE REQUIRED. **£2 POST FREE** Details S.A.E. Size 3 1/2 x 1 1/2 x 1 1/2 in.

GENERAL PURPOSE TRANSISTOR PRE-AMPLIFIER BRITISH MADE

Ideal for Mike, Tape, P.U. Guitar. Can be used with Battery 9-12V. or B.T. line 200-300V. D.C. operation. Size 1 1/2 x 1 1/2 x 1 1/2. Response 25 c.p.s. to 25 K/c. 28db gain. For use with valve or transistor equipment. **90p Post** Full instructions supplied. Details S.A.E. **10p**

NEW TUBULAR ELECTROLYTICS CAN TYPES
2/350V .. 14p 250/25V .. 14p 50+50/350V .. 35p
4/350V .. 14p 100/25V .. 20p 60+100/350V .. 58p
8/450V .. 14p 100/25V .. 35p 32+32/250V .. 13p
16/450V .. 15p 100/50V .. 47p 32+32/450V .. 33p
32/450V .. 20p 8+8/450V .. 18p 850+50/325V .. 50p
25/25V .. 10p 8+16/450V .. 20p 32+32+32/350V .. 45p
50/50V .. 10p 18+18/450V .. 25p 100+50+50/350V 48p
100/25V .. 10p 32+32/250V .. 28p

LOW VOLTAGE ELECTROLYTICS
1 1/2, 4, 6, 8, 16, 20, 30, 50, 100, 800mF. 15V. 10p
500mF. 12V. 15p; 25V. 20p; 50V. 37p.
1000mF. 12V. 17p; 25V. 35p; 50V. 47p; 100V. 70p.
2000mF. 6V. 25p; 35V. 42p; 50V. 67p.
2500mF. 60V. 62p; 3000mF. 20V. 47p; 50V. 85p.
5000mF. 6V. 25p; 12V. 42p; 25V. 75p; 35V. 85p; 50V. 95p

CERAMIC 1pF to 0.01mF, 4p. Silver Mica 2 to 5000pF. 4p. PAPER 350V-0 1p. 0-1 15p; 1mF 15p; 2mF 150V 15p. 500V-0 0.05 4p; 0-1 5p; 0-25 8p; 0-47 25p. SILVER MICA. Close tolerance 1% 2-2-500pF 8p; 500-2-200 pF 10p; 2-700-5-800pF 20p; 6-800pF-0-01. mid 30p; each. TWIN GANG. 40-0 208pF+176pF, 65p; Slow motion drive 365+385 with 25+25pF, 80p; 600pF slow motion, standard 45p; small 3-gang 500pF 21-60p.

SHORT WAVE, SINGLE, 10pF 30p; 25pF 55p; 50pF 55p. NEON PANEL INDICATORS 250V AC/DC Red or Amber 20p. RESISTORS. 1/4 w. 1 w. 200 1p; 2 w. 5p 10 ohms to 10 meg HIGH STABILITY. 1/2 w. 2 w. 10 ohms to 1 meg., 10p. Ditto 5% Precision. 10 ohms to 10 meg. 4p. WIRE-WOUND RESISTORS 5 watt, 10 watt, 15 watt 10 ohms to 100K, 10p each; 2 1/2 watt, 1 ohm to 8-8 ohms 10p.

DECCA DECADEC GARRARD MOTOR UNIT MKII
Single play Stereo Mono Derram transcription head and arm Four speeds. 10 1/2 in. turntable. Anti-rumble filter Bias compensation. Laboratory motor.

SPECIAL £18-50 Post 25p PRICE

METAL PLINTH & PLASTIC COVER Cut out for most Garrard or B.S.R. Will fit with cover in position. Latest design. Covered in black leatherette. Antimagnetic. 12 1/2 x 14 1/2 x 7 1/2 in. **POST 25p**

ALSO AVAILABLE IN LIGHT NATURAL MAHOGANY WAX POLISHED FINISH AT SAME PRICE

MAINS TRANSFORMERS ALL POST 25p each

250-0-250 80 mA. 6-3v. 4 amp £1-50
250-0-250 80 mA. 6-3v. 3-5a. 6-3v. 1a or 5v. 2a. £2-50
350-0-350 80 mA. 6-3v. 3-5a. 6-3v. 1a or 5v. 2a. £2-90
300-0-300V. 120mA. 6-3v. 4a. C.T.; 6-3v. 2a. £2-25
MINIATURE 250V. 200mA. 6-3v. 1a. 2 1/2 x 2 1/2 x 2 1/2 in. 75p
MIDGET 250V. 45 mA. 6-3v. 2a. 2 1/2 x 2 1/2 x 2 1/2 in. 90p
MINI-MAINS 20V. 100mA. 1 1/2 x 1 1/2 x 1 1/2 in. 60p
HEATER TRANS. 6-3v. 3a. 80p
Ditto tapped sec. 1-4 v. 2, 3, 4, 5, 6, 3 v. 1 1/2 amp. 80p

GENERAL PURPOSE LOW VOLTAGE. Tapped Outputs
1 amp. 6, 8, 10, 12, 16, 18, 20, 24, 30, 36, 40, 48, 60, £2-25
2 amp. 6, 8, 10, 12, 16, 18, 20, 24, 30, 36, 40, 48, 60, £2-25
5 amp. 6, 8, 10, 12, 16, 18, 20, 24, 30, 36, 40, 48, 60, £2-75
AUTO TRANSFORMERS 115v. to 230v. or 230v. to 115v. 150w. £2-25; 500w. 28-25; 750w. £10; 100w. £14.

CHARGER TRANSFORMERS. Input 200/250V. For 6 or 12v. 1 1/2 amp. £1-50; 2 amp. £1-80; 4 amp. £2-50.
FULL WAVE BRIDGE CHARGER RECTIFIERS: 6 or 12v. output, 1 1/2 amp. 40p; 2 amp. 55p; 4 amp. 85p
LUCAS 2DS500 Bridge 70V 5 amp 21.

E.M.I. 1 1/2 x 8in. LOUDSPEAKERS £4-25

With twin tweeters and crossover, 10 watt State 3 or 8 or 15 ohm. (As illustrated) **Post 15p**

With flared tweeter cone and ceramic magnet, 10 watts **£2-75**

FULL WAVE BRIDGE CHARGER RECTIFIERS: Flux 10,000 gauss. State 3 or 8 or 15 ohm. Post 15p

Teak Cabinet Size 16 x 10 x 9 in. Post 25p

MINIMUM POST AND PACKING 15p

RADIO COMPONENT SPECIALISTS

Radio Books & Component Lists 5p. Written guarantee. (Export: Remit cash and extra postage.)

ALL MODELS "BAKER SPEAKERS" IN STOCK

Hi-Fi Enclosure Manual containing 20 plans, crossover data and cubic tables. 42p Post Free.

BAKER 12in. MAJOR £9

30-14,500 c.p.s. 12in. double cone, woofer and tweeter. 2 cone together with a BAKER ceramic magnet assembly having a flux density of 14,000 gauss and a total flux of 145,000 Maxwells. Bass response 40 c.p.s. Rated 30 watts. Voice coils 3 or 8 or 15 ohms. Post Free

Module kit, 30-17,000 c.p.s. with tweeter, crossover, baffles and instructions. **£11-50**

BAKER "BIG-SOUND" SPEAKERS
'Group 25' 12 inch £7 25 watt 3 or 8 or 15 ohm
'Group 35' 12 inch £9 35 watt 3 or 8 or 15 ohm
'Group 50' 15 inch £19 50 watt 3 or 8 or 15 ohm

TEAK HI-FI SPEAKER CABINETS. Plated wood front for 12in. or 10in. dia. speaker 20 x 13 x 9 in. 25p. For 18 x 8 in. or 8in. speaker 16 x 10 in. 25p. For 10 x 6 in. or 8in. speaker 12 x 8 x 8 in. 24. Post 25p **LOUDSPEAKER CABINET WADDING** 18in. wide, 16p ft

GOODMANS 6 1/2 in. HI-FI WOOFER 8 ohm, 10 watt. Large ceramic magnet. Special Cambridge core supra. Frequency response 50-12,000 cps. Ideal P.A. Columns. Hi-Fi Enclosures Systems, etc. **£4**

ELAC CONE TWEETER £1-90 Post 10p

The moving coil diaphragm gives a good radiation pattern to the higher frequencies and a smooth extension of total response from 1,000 cps to 18,000 cps. Size 8 1/2 x 2 1/2 in. deep. Rating 10 watts. 3 ohm or 15 ohm models. **£1-90**

SPEAKER COVERING MATERIALS. Samples Large S.A.E. Horn Tweeters 2-18k/c, 10W 8 ohm or 15 ohm £1-50. De Luxe Horn Tweeters 2-18 K/c, 18W, 15 ohm £2-50. SPECIAL OFFER: 80 ohm 2 1/2 in.; 2 1/2 in.; 35 ohm 2 in.; 25 ohm 2 1/2 in.; 3 in. dia.; 6 x 4 in.; 8 x 5 in. **£1 EACH** TYPE 3 ohm. 2 1/2 in. 3 in. 5 x 3 in.

LOUDSPEAKERS P.M. 3 OHMS. 7 x 4 in. £1-25; 6 1/2 in. £1-50; 5 x 3 in. £1-60; 8 x 2 in. 90p; 8 in. £1-75; 10 x 6 in. £1-90.

RICHARD ALLAN TWIN CORE LOUDSPEAKERS. 8 in. dia. 4 watt; 10 in. dia. 5 watt; 15 in. dia. 8 watt 3 or 8 or 15 ohm models £2-00 each. Post 15p.

VALVE OUTPUT TRANS. 25p; MIKE TRANS. 50:1 25p. 5 WATT MULTI-RATIO, 3, 8 and 15 ohms 80p.

BAKER 100 WATT ALL PURPOSE TRANSISTOR AMPLIFIER £39 Post Free

4 Inputs speech and music. Mixing facilities. Response 10-30,000 cps. Matches all loudspeakers. A.C. 200/250V. Separate Treble and Bass Controls. Guaranteed. Details S.A.E. **£39 Post Free**

BARGAIN AM TUNER. Medium Wave. Transistor Superhet. Ferrite aerial. 9 volt. **£4-50**

BARGAIN 4 CHANNEL TRANSISTOR MONO MIKE. Add musical highlights and sound effects to recordings. Will mix Microphone, records, tape and tuner with separate controls into single output. 9 volt. **STEREO VERSION OF ABOVE £4-50** **£3-50**

BARGAIN FM TUNER 88-108 Mc/s. Six Transistor. 9 volt Printed Circuit. Calibrated slide dial tuning. Walnut Cabinet. Size 7 x 5 x 4 inch **£12-50**

BARGAIN FM TUNER as above less cabinet **£8-85**

BARGAIN 3 WATT AMPLIFIER. 4 Transistor Push-Pull Ready built, with volume control. 9v. **£3-50**

COAXIAL PLUG 6p. PANEL SOCKETS 8p. LINE 18p. OUTLET BOXES, SURFACE OR FLUSH 25p.

BALANCED TWIN FEEDERS 5p yd. 80 ohm or 300 ohms. JACK SOCKET Std. open-circuit 14p, closed circuit 25p. Chrome Lead Socket 40p. Phone Plug 5p. Phone Socket 5p. JACK PLUGS 8id. Chrome 15p; 2-5mm Chrome 14p. DIN CHROME CHASSIS 2-pin 10p; 5-pin 10p. DIN CHROME LEAD 2-pin 15p; 5-pin 25p. DIN FLUGS 3-pin 18p; 6-pin 25p. VALVE HOLDERS, 5p; CERAMIC 8p; CANS 5p.

E.M.I. TAPET MOTORS Post 15p. 120v. or 240v. A.C. 1,200 r.p.m. 4 pole 135mA. Spindle 0.187 x 0.7 in. **£1-25**

BALFOUR GRAM MOTORS 120v. or 240v. A.C. 1,200 r.p.m. 4 pole 120mA. Spindle 1 x 3/32. Size **85p**

CUSTOMERS FREE CAR PARK CALLERS WELCOME 337 WHITEHORSE ROAD, CROYDON

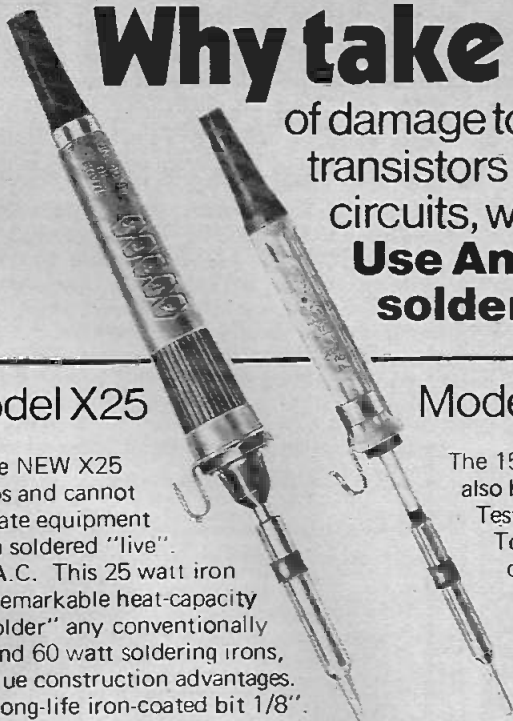
Open 9-6 p.m. (Wednesdays 9-1 p.m., Saturdays 9-5 p.m.) Buses 50, 68, 159 Rail Selhurst. Tel. 01-684-1665

Everyday Electronics, September 1972

Why take the risk?

of damage to expensive transistors and integrated circuits, when soldering?

Use Antex low-leakage soldering irons



220-240 Volts or
100-120 Volts

Model X25

The leakage current of the NEW X25 is only a few microamps and cannot harm the most delicate equipment even when soldered "live".

Tested at 1500v. A.C. This 25 watt iron with its truly remarkable heat-capacity will easily "out-solder" any conventionally made 40 and 60 watt soldering irons, due to its unique construction advantages.

Fitted long-life iron-coated bit 1/8"
2 other bits available 3/32" and 3/16".

Totally enclosed element in ceramic and steel shaft Bits do not "freeze" and can easily be removed

PRICE: £1.75 (rec. retail)
Suitable for production work and as a general purpose iron

Model CCN 220 volts or 240 volts

The 15 watt miniature model CCN. also has negligible leakage. Test voltage 4000v. A.C.

Totally enclosed element in ceramic shaft. Fitted long-life iron-coated bit 3/32"

4 other bits available
1/8", 3/16" 1/4" and 1/16"

PRICE: £1.80 (rec. retail)

OR Fitted with triple-coated, (iron, nickel and Chromium) bit 1/8"

PRICE: £1.95 (rec. retail)

A SELECTION OF OTHER SOLDERING EQUIPMENT.



MODEL CN

Miniature 15 watt soldering iron fitted 3/32" iron-coated bit. Many other bits available from 1/16" to 3/16". Voltages 240, 220, 110, 50 or 24
PRICE: £1.70 (rec. retail)

MODEL CN2


Miniature 15 watt soldering iron fitted with nickel plated bit 3/32". Voltages 240 or 220.
PRICE: £1.70 (rec. retail)



MODEL G

18 Watt miniature iron, fitted with long life iron-coated bit 3/32". Voltages 240, 220 or 110.
PRICE: £1.83 (rec. retail)

MODEL SK.1 KIT



contains 15 Watt miniature iron fitted with 3/16" bit, 2 spare bits 5/32" and 3/32", heat sink, solder, stand and "How to Solder" booklet.
PRICE £2.75

MODEL SK.2 KIT

contains 15 Watt miniature iron fitted with 3/16" bit, 2 spare bits 5/32" and 3/32" heat sink, solder and booklet "How to Solder"

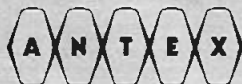


PRICE £2.40



MODEL MES.KIT

Battery-operated 12v. 25 watt iron fitted with 15' lead and 2 heavy clips for connection to car battery. Packed in strong plastic wallet with booklet "How to Solder." PRICE £1.95



From radio or electrical dealers, car accessory shops or, in case of difficulty direct from: —
ANTEX LTD. FREEPOST
(no stamp required) Plymouth
PL1 1BR Tel: 0752 67377

- Please send the ANTEX colour catalogue.
 Please send the following:

I enclose cheque/P.O./Cash (Giro No. 2581000)

NAME _____

ADDRESS _____

EE9

The Pictorial Method



BASIC ELECTRICITY (5 vols) BASIC ELECTRONICS (6 vols) BASIC TELEVISION (3 vols)

You'll find it easy to learn with this outstandingly successful PICTORIAL METHOD. The essential facts are explained in the simplest language, one at a time, and each is illustrated by an accurate cartoon-type drawing. These clear and concise illustrations make study a real pleasure. The books are based on the latest research into simplified learning techniques. This easy-approach-to-learning method has proved beyond doubt that acquiring knowledge can be an enjoyable experience.

YOUR 100% GUARANTEE

Should you be, in any way dissatisfied with the MANUALS your money will be refunded by return of post.

The series will be of exceptional value in training mechanics and technicians in Electricity, Radio and Electronics.

WHAT READERS SAY

I would like to say I am completely satisfied with the wonderful manuals.
A.L.P. Buckingham.
I find these books are exactly what I have been looking for: they explain everything in perfect detail.
H.W.R. Pontefract.
These books make all other publications out of date with their simplicity and interest.
J.W.R. Newbury.
You can add my blessings to your already long list of praises about your Basic publications.
P.J.J. Rustington.

To The SELRAY BOOK CO., 60 HAYES HILL, HAYES, BROMLEY, KENT. BR2 7HP

Please find enclosed P.O./Cheque value £.....

- BASIC ELECTRICITY 5 parts £4.50
- BASIC ELECTRONICS 6 parts £5.40
- BASIC TELEVISION 3 parts £3.60

Tick Set(s) required. Prices include Postage and Packing.

YOUR 100% GUARANTEE. If after 10 days examination you decide to return the Manuals your money will be refunded in full.

NAME
BLOCK LETTERS
FULL POSTAL.....
ADDRESS

POST NOW FOR THIS OFFER!

ERSIN
Multicore
5 CORE SOLDER

for fast, easy reliable soldering

Ersin Multicore Solder contains 5 cores of non-corrosive flux, instantly cleaning heavily oxidised surfaces. No extra flux is required.

IDEAL FOR HOME CONSTRUCTORS

Size 1 cartons all at 25p each in 40/60, 60/40, or Savbit alloys in 7 gauges.

EASY-TO-USE DISPENSERS

Size 5 (Savbit) 18swg, 18p (illustrated)
Size 19A (60/40 alloy) 18swg, 18p
Size 15 (60/40 alloy) 22swg, 22p

BIB WIRE STRIPPER AND CUTTER

NEW!

Model 3A. Strips insulation from cable or flex without nicking wire. 4 different settings, 4&6 BA spanner ends, ground cutting edges. Price 32p. Also available, de luxe Model 8. Price 58p.

From Electrical and Hardware Shops. If unemployed, write to: Multicore Solders Ltd., Hemel Hempstead, Herts.

B.H. COMPONENT FACTORS LTD.
DEPT. P.E., P.O. BOX 18, LUTON, BEDS. LU1 1SU

ELECTROLYTIC CAPACITOR BARGAIN PACKS—80p EACH

C1		C2		C3	
5 x 1mF	15V	3 x 1mF	25V	4 x 1mF	50V
5 x 2mF	10V	10 x 2.5mF	50V	10 x 2.5mF	50V
4 x 6.4	50V	3 x 10mF	50V	6 x 10mF	15V
10 x 25mF	25V	5 x 25mF	25V	6 x 25mF	25V
4 x 50mF	10V	4 x 32mF	50V	4 x 32mF	50V
1 x 100mF	50V	3 x 500mF	10V	3 x 100mF	50V


Electrolytic Capacitors		QC36		43p	
mF	V	µF	V	µF	V
0.64	50	250	25	1000	50
1	6	400	10	4700	30
1	25	500	10	0.01	30
1	50	500	12	0.01	350
2	10	500	25	0.022	30
2	15	640	10	0.047	30
2.5	50	1000	3	0.1	25
4	10	1000	6	Polyester	
6.4	50	1000	12	mF	
8	25	1000	25	20	750
10	6	1000	50	25	750
10	15	2000	12	40	750
10	25	2000	25	60	750
10	40	2500	12	75	750
10	50	2500	25	100	750
16	15	30	30p	120	750
16	25	3p		220	750
20	25	3p		BARGAIN PACKS	
25	15	3p		14/0076 PCV wire 5 x 10 yds	30p
25	25	3p		Small Multi-cable 4 way 10 yds	50p
25	50	4p		Miniature Co-Ax 10 yds	50p
25	50	4p		Gen. purpose switching diode	25 for 25p
32	50	4p		70V Neon wire ends	5 for 20p
40	6	3p		Miniature Pushbutton	2 for 20p
50	10	3p		Transformer 32-0-32 at 150mA	50p
50	50	7p		S.B.C. 2 Pin Metal Lamp-holder	5 for 30p
64	10	4p		MINIATURE R.F. CHOKES	
64	15	4p		0.22µH, 2.2µH, 12µH,	
64	25	4p		15µH, 22µH	8p each
64	40	3p		1W, 5% Resistors 1p each for	
100	6	3p		100 Mix 60p	
100	25	4p		TRANSISTOR EQUIVALENTS	
100	50	8p		BOOK 40p	
200	6	4p			
250	6	4p			
250	10	4p			
250	15	6p			

Zener Diodes
BZY88 type tested and polarity marked all values, 2-13V 5p each

Semi-conductors
2N706 10p
2N708 13p
SN1303 17p
2N3866 80p
2N3055 60p
BC108 11p
BCY90 22p
BFY51 20p
BSX21 16p
QC35 40p

TERMS: Cash with order. P. & P. please add 10p for orders below £5. Overseas extra. Discount: £10—10%. All goods carry our money back guarantee if not satisfied. We have many components not listed, enquiries welcome. List 5p stamp. Trade enquiries welcome.

PREMIER 800 STEREO AMPLIFIER



(As used in SYSTEM ONE)

A truly high quality stereo amplifier—compare the specification, compare the price. Output: 5 watts per channel. Frequency response: 30-20,000 Hz - 2 db. Distortion: 1%. Output Impedance 8 ohms nom. Inputs equalised to R.I.A.A. Magnetic 4mV. Ceramic 100mV. Tuner 100mV. Tape 100mV. Tape out 150mV. Din sockets for inputs and outputs. Controls: Bass, Treble, Volume, Balance, Selector. Mono/Stereo switch. Stereo headphone socket. Attractive slim line design black leatherette cabinet with aluminium front panel. Size 12 1/2" x 8 1/2" x 2 1/2".

ONLY £15-00 Carr. 50p.

Mk. II Version available with Teak Finish Cabinet. £16-25. Carr. 50p.

PREMIER HI-FI STEREO SYSTEMS

SYSTEM "ONE"

Consists of the Premier 800 all transistor stereo amplifier, Garrard auto/manual record player unit fitted stereo/mono cartridge with diamond stylus and mounted in teak finish plinth with cover and two matching teak finish loudspeaker systems. Absolutely complete and supplied ready to plug in and play. The 800 amplifier has an output of 5 watts per channel with inputs for ceramic and magnetic pick-up, tape and tuner also tape output socket and headphone socket. Controls: Bass, Treble, Volume, Balance, Selector. Mono/Stereo switch. Headphone socket. Power on/off. Black leatherette cabinet with aluminium front panel. Size: 12 1/2" x 6 1/2" x 2 1/2".

£35-00

Carr. £1.75



SYSTEM "TWO"

as above but with Garrard SP25 Mk. III and magnetic cartridge.

£45-00

Carr. £1.75

SYSTEM "THREE"

This consists of KLINGER KC903 stereo amplifier giving 6 watts rms per channel with Bass, Treble, Volume and Balance Controls. Inputs for Magnetic and Ceramic pick-up, tuner, tape in and out. Stereo headphone socket. Garrard SP25 Mk. III in teak finish plinth with cover and fitted Sonotone 9TAHCD diamond stereo cartridge. A pair of RHF Speakers size 16 1/2" x 10 1/2" x 9" fitted EMI units complete the matching system.

£57-75

£1.75

FREE

LEADS AND PLUGS SUPPLIED WITH ALL SYSTEMS

METER BARGAINS

MODEL GT-800 MULTIMETER
A precision made pocket sized test meter, ideally suited for testing electronic circuits or electronic appliances. Supplied complete with test lead and batteries. RANGES—DC Voltages: 10, 50, 250, 1,000V (1,000 ohm/V). AC Voltages: 10, 50, 250, 1,000V (1,000 ohm/V). DC Currents: 1mA, 100mA. Resistance: 0-150K ohms. Decibel: -10 to +22db (at AC 10V range) £2.47, P. & P. 25p.

MULTIMETER 20,000 O.P.V.
Features large easy-to-read meter, wide choice of ranges. With test leads, batteries and manual. Size 4 1/2" x 3 1/2" x 1 1/2". RANGES D.C. Voltages 0-25-50-250-500-1,000V. A.C. Voltages 0-15-50-100-500-1,000V. D.C. Currents: 0-50mA-2.5mA-250mA. Resistance: 0-6,000 ohms 0-6 megohms (300 ohms and 30 Kohms, at centre scale). Capacity: 10µF to .001µF. .001µF to .1µF. Decibels -20 to +22db. £4.90. P. & P. 25p.



WELLER "EXPERT" SOLDER GUN. Saves time and simplifies soldering in the home and service dept. Two position trigger gives instant dual heat. 100/140 P. & P. watt. 240 volt A.C. £3.95 50p

"Markeman" Soldering Iron. Lightweight 1/2" pencil bit. Ideal for general bench use and around the home. 25 watts. 240 volt A.C. £1.50 P. & P. 16p

VERITAS V-313 TAPE HEAD DEFLUXER

A must for all tape users! Tape heads become permanently magnetized with constant use; this leads to background noise that prevents perfect recordings. Simply applied to recording head the V313 leaves head free of magnetism. Cleans any tape head in seconds. £1.72 P. & P. 15p.

E.M.I. 13 x 8in. HI-FI SPEAKERS

Fitted two 2 1/2in tweeters and crossover network. Impedance 8 or 15 ohm. Handling capacity 10W. Brand new. £3.47 P. & P. 50p



PREMIER HI-FI OFFERS

Rogers Ravensbrook II Stereo Amplifier teak £38-50

Rogers Ravensbourne Stereo Amplifier teak £49-00

Metrosound ST20E Stereo Amplifier teak £25-50

Golding GL72 less cartridge £22-00

Garrard SP25 III with Goldring G800 cartridge £15-00

GARRARD SP25 MK III SINGLE RECORD PLAYER FITTED GOLDRING 800 MAGNETIC STEREO CARTRIDGE. COMPLETE IN TEAK PLINTH WITH COVER. Total list price over £34.

PREMIER PRICE £17-95 P. & P. 50p.

Garrard AP76 with G800, ready wired to 5 pin Din in plinth with cover £29-50

Garrard AP76 less cartridge £18-80

Garrard 401 Transcription Unit List £40-15) £27-40

Garrard 2025 T/C with Stereo Ceramic Cartridge £8-50

Garrard 2025 T/C with Stereo Ceramic Cartridge ready wired in teak plinth with cover £12-45

Carriage and Insurance 60p extra any item.

CARTRIDGE BARGAINS! Goldring G800H £5.00; G800 £5.50; G800E £9.50; SHURE M3D £4.00; M44E £5.75; M55E £6.50; M75EII £10.90. P. & P. 10p

GARRARD AP76 with G800, ready wired to 5 pin Din in plinth with cover £29-50

GARRARD AP76 less cartridge £18-80

GARRARD 401 Transcription Unit List £40-15) £27-40

GARRARD 2025 T/C with Stereo Ceramic Cartridge £8-50

GARRARD 2025 T/C with Stereo Ceramic Cartridge ready wired in teak plinth with cover £12-45

Carriage and Insurance 60p extra any item.

CARTRIDGE BARGAINS! Goldring G800H £5.00; G800 £5.50; G800E £9.50; SHURE M3D £4.00; M44E £5.75; M55E £6.50; M75EII £10.90. P. & P. 10p

GARRARD AP76 with G800, ready wired to 5 pin Din in plinth with cover £29-50

GARRARD AP76 less cartridge £18-80

GARRARD 401 Transcription Unit List £40-15) £27-40

GARRARD 2025 T/C with Stereo Ceramic Cartridge £8-50

GARRARD 2025 T/C with Stereo Ceramic Cartridge ready wired in teak plinth with cover £12-45

Carriage and Insurance 60p extra any item.

CARTRIDGE BARGAINS! Goldring G800H £5.00; G800 £5.50; G800E £9.50; SHURE M3D £4.00; M44E £5.75; M55E £6.50; M75EII £10.90. P. & P. 10p

GARRARD AP76 with G800, ready wired to 5 pin Din in plinth with cover £29-50

GARRARD AP76 less cartridge £18-80

GARRARD 401 Transcription Unit List £40-15) £27-40

GARRARD 2025 T/C with Stereo Ceramic Cartridge £8-50

GARRARD 2025 T/C with Stereo Ceramic Cartridge ready wired in teak plinth with cover £12-45

Carriage and Insurance 60p extra any item.

CARTRIDGE BARGAINS! Goldring G800H £5.00; G800 £5.50; G800E £9.50; SHURE M3D £4.00; M44E £5.75; M55E £6.50; M75EII £10.90. P. & P. 10p

GARRARD AP76 with G800, ready wired to 5 pin Din in plinth with cover £29-50

GARRARD AP76 less cartridge £18-80

GARRARD 401 Transcription Unit List £40-15) £27-40

GARRARD 2025 T/C with Stereo Ceramic Cartridge £8-50

GARRARD 2025 T/C with Stereo Ceramic Cartridge ready wired in teak plinth with cover £12-45

Carriage and Insurance 60p extra any item.

CARTRIDGE BARGAINS! Goldring G800H £5.00; G800 £5.50; G800E £9.50; SHURE M3D £4.00; M44E £5.75; M55E £6.50; M75EII £10.90. P. & P. 10p

SPECIAL OFFER! MIDLAND MODEL 19-520 AM/FM STEREO TUNER AMPLIFIER



A fantastic all solid state stereo receiver at a realistic price. Beautifully styled in slimline design cabinet. Covers AM 535-1635 kHz and FM 88-108 MHz with built in stereo multiplex decoder. Input for ceramic phono. Output 2 1/2 watts rms per channel. Controls: Volume, tone, balance, tuning AFC, stereo indicator. Speaker impedance 4-8 ohm. Size 15" x 8 1/2" x 3 1/2".

ONLY £25-00 Carr. 50p

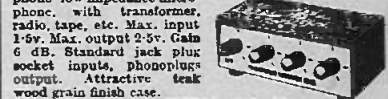
HI-FI STEREO HEADPHONES

Designed to the highest possible standard. Fitted 2 1/2in speaker units with soft padded ear muffs. Adjustable headband. 8 ohms impedance. Complete with 6ft lead and stereo jack plug. £2.47 P. & P. 25p.



VERITAS V-149 MIXER

Battery operated 4-channel audio mixer providing four separate inputs. Size 6 x 3 x 2in. suitable for crystal microphone low impedance microphone, with transformer, radio, tape, etc. Max. input 1.5v. Max. output 2.5v. Gain 6 dB. Standard jack plus socket inputs, phono plus output. Attractive teak wood grain finish case. MONO MODEL £3 STEREO MODEL £3.47 P. & P. 15p



GENUINE EMI-TAPE COMPACT CASSETTES LOW NOISE BRAND NEW IN LIBRARY CASES

C60 (List 71p) 55p
C90 (List 98p) 66p
C120 (List £1.41) 90p
P. & P. 15p



VERITONE CASSETTES

In library cases—fully guaranteed
C60 29p each (3 for 81p)
C90 40p each (3 for £1.11)
C120 52p each (3 for £1.40)
P & P 15p

"VERITONE" RECORDING TAPE

SPECIALLY MANUFACTURED IN U.S.A. FROM EXTRA STRONG PRE-STRETCHED MATERIAL. THE QUALITY IS UNEQUALLED. TENSILISED to ensure the most permanent base. Highly resistant to breakage, moisture, heat, cold or humidity. High polished splice free finish. Smooth response throughout the entire audio range. Double wrapped—attractively boxed.

3"	450'	POLYESTER	37p	D78	51'	1800'	POLYESTER	£1-12	
3"	600'	POLYESTER	57p	DT8	51'	2400'	POLYESTER	£1-87	
3"	5'	P.V.C.	45p	SP7	7'	1200'	P.V.C.	62p	
3"	5'	900'	ACETATE	50p	LF7	7'	1800'	ACETATE	75p
3"	5'	1200'	POLYESTER	75p	DT7	7'	2400'	POLYESTER	£1-25
3"	51'	1200'	ACETATE	75p	TT7	7'	3600'	POLYESTER	£2-50

TAPE SPOOLS 8" 5p, 5", 5 1/2", 7" 8p.
Pack and Packing 3" 5p, 5", 5 1/2", 8p, 7" 10p (3 reels and over Post Free).



PREMIER RADIO | OXFORD ST
23, TOTTENHAM COURT ROAD, LONDON, W.1 Tel: 01-636 3451
TOTTENHAM COURT RD
DOMINION

everyday electronics

PROJECTS
THEORY...

SURREPTITIOUS SURVEILLANCE

The term "unlawful surreptitious surveillance" describes, most succinctly, the repugnant anti-social practice of snooping or eavesdropping upon private conversations with the aid of technical devices. This subject has received widespread attention recently following the publication of the report by the Committee On Privacy.

There is, however, another quite different form of "surreptitious surveillance" that one can perform quite legitimately and without giving offence to any innocent party. This is in order to protect one's property or premises from uninvited "visitors".

BURGLAR ALARM

It is a regrettable fact that intruder surveillance systems are becoming increasingly necessary items of equipment for the ordinary home, just as for business premises.

There are of course many kinds of electronic burglar alarms in existence and they utilise various electronic properties in order to detect the presence of an intruder. Choice of a system is not always easy, and the environment in which it is required to function can play a large part in determining the effectiveness of a given system.

This month's burglar alarm design provides an inexpensive yet effective form of protection against the marauder. It exploits the sensitive-

ness of certain semiconductor devices to quite weak beams of invisible light (infra-red radiation) and has a range adequate for many purposes. Another practical application of simple electronics to meet a real and serious everyday need.

EVENING CLASSES

Further proof of the spreading interest in d.i.y. electronics comes from the increasing number of non-vocational courses dealing with this subject, conducted up and down the country by local educational authorities. Many of these courses combine instruction in basic theory with practical demonstration, and also offer opportunities for students to build simple projects under expert guidance.

Evening courses start, generally, around mid-September, so if you are interested in extending your activities in this way during the coming winter months make enquiries in your area without delay.

Local educational authorities who organise non-vocational courses for adults are usually responsive to genuine demands for specialist subjects—providing a suitable instructor is at hand.

Fred Bennett


Our October issue will be published on Friday, September 15

EDITOR F. E. BENNETT • M. KENWARD • B. W. TERRELL B.Sc.
ART EDITOR J. D. POUNTNEY • P. A. LOATES • S. W. R. LLOYD
ADVERTISEMENT MANAGER D. W. B. TILLEARD

© IPC Magazines Limited 1972. Copyright in all drawings, photographs, and articles published in EVERYDAY ELECTRONICS is fully protected, and reproduction or imitations in whole or part are expressly forbidden.

All reasonable precautions are taken by EVERYDAY ELECTRONICS to ensure that the advice and data given to readers are reliable. We cannot, however, guarantee it, and we cannot accept legal responsibility for it. Prices quoted are those current as we go to press.

Subscription Rates including postage for one year, to any part of the world, £2.35.
Everyday Electronics, Fleetway House, Farringdon Street, London, E.C.4. Phone: Editorial 01-634-4452; Advertisements 01-634-4202.



EASY TO CONSTRUCT
SIMPLY EXPLAINED

VOL. 1 NO. 11

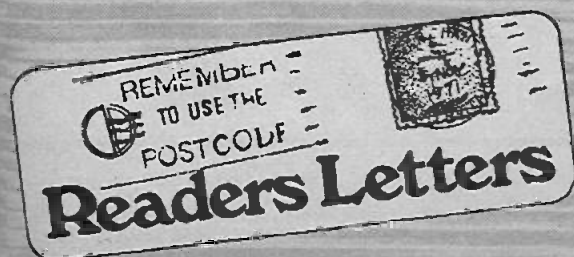
SEPTEMBER 1972

CONSTRUCTIONAL PROJECTS

- INFRA-RED BURGLAR ALARM** *An invisible beam to protect your home* by V. S. Evans 582
- LONG AND MEDIUM WAVE RADIO TUNER** *A simple tuner for use with an amplifier* by F. C. Judd 592
- CAPACITANCE METER** *Direct reading measurement of capacitor value* by D. Bollen 604

GENERAL FEATURES

- EDITORIAL** 580
- TRANSATLANTIC CABLES** *The electronics used for telephone cables* by Tony Ford 588
- GUIDE TO CIRCUIT SYMBOLS** *Part 4—Inductors, Meters, Motors and Generators* 596
- TEACH-IN** *Part II—Amplification* by Mike Hughes 598
- RUMINATIONS** *by Sensor* 603
- SHOP TALK** *Component buying and new products* by Mike Kenward 610
- THEY MADE THEIR MARK** *No. 5—Watt* by J. E. Gregory 613
- READERS LETTERS** *Your news and views* 614, 617
- PLEASE TAKE NOTE** 617



We are always interested in receiving readers' news and views of all items concerning this magazine and electronics in general; however if you write to us for advice would you please note the following.

We are unable to provide assistance on subjects not relating to published articles, and we cannot undertake to answer letters that do not include a s.a.e.

Infra-Red Burglar Alarm

An alarm using an invisible, reflected beam to detect intruders.

By V. S. Evans

This burglar alarm works on the principle that when a "dark light" beam is interrupted by a passing body, a power output is switched on for up to one minute duration. This output can be used as a direct power source for a small light bulb, or a relay to operate an alarm system.

OPERATION

A miniature bulb supplies the beam, which passes through a screen to filter out all the light spectrum except infra-red. Although the beam is now invisible it behaves like ordinary light and is focused by a lens, over the distance required, onto a mirror, where it is reflected back onto a second lens focused on a light sensor.



Approximate
cost of
components
£3.50 excluding
case

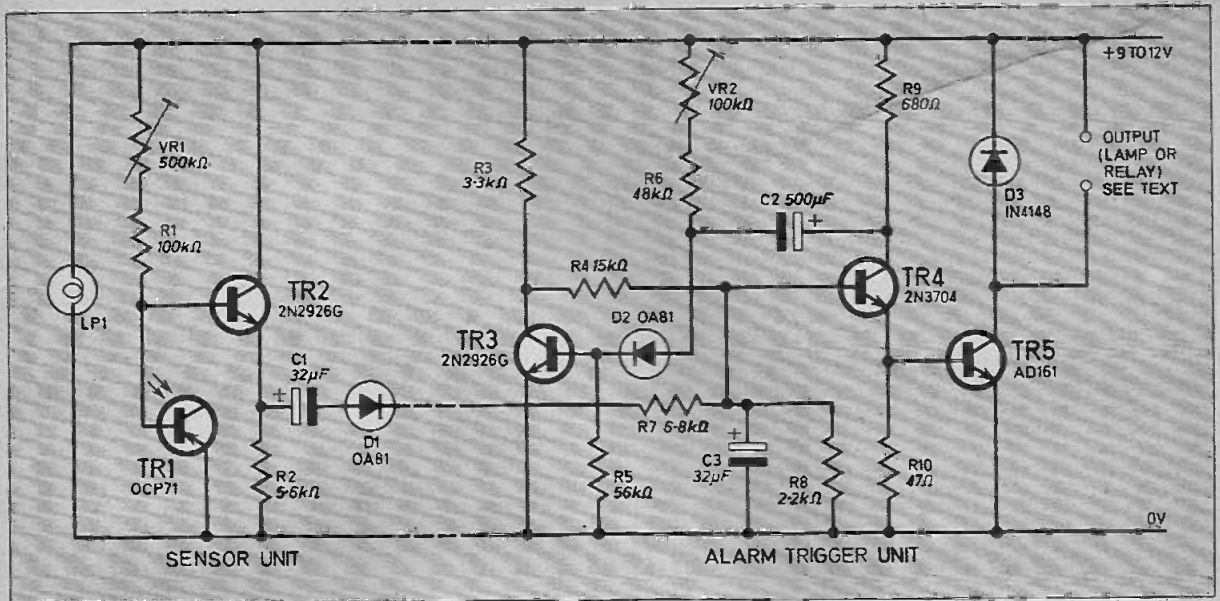


Fig. 1. Complete circuit diagram of the Infra-red Burglar Alarm.

The sensor generates current when the infra-red beam is present, and this current is used to keep open an electronic switch. When the path of the beam is momentarily interrupted and cut off from the sensor by an interposing body, the sensor ceases to generate current and the electronic switch instantly closes, switching on power at the output, to operate the chosen alarm.

The switch remains closed, with the alarm operating, for a pre-determined period of time, then automatically opens and the system reverts to the "on guard" state.

THE SENSOR

The beam sensor is a photo transistor (TR1) which is actually used as a photo diode, the collector not being connected. This device produces a current of 100 microamps or so when subjected to a simple light beam provided by LP1 as described above. This is sufficient to put a negative bias on the base of TR2 thus holding it in the "off" state until the current inducing beam is withdrawn (see Fig. 1).

Although the interruption may be for only a fraction of a second in duration it is sufficient for TR2 to momentarily switch on and deliver a pulse through C1 and D1 to the next stage—the monostable. Preset VR1 and R1 are used to set the level of standing current through TR2, so that the small change actioned by TR1 will switch TR2.

THE MONOSTABLE

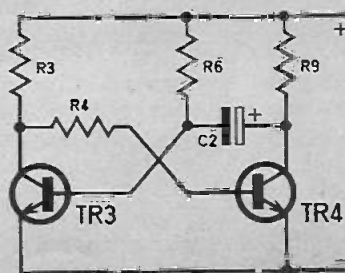
The monostable is one of a class of circuits known as multivibrators which change electronically between two states. The monostable, as its name implies, is normally dormant in one state.

If it is electronically activated into its second state it will remain changed for a pre-determined period of time and then automatically return to its dormant state.

The circuit of the basic monostable is shown in Fig. 2. It will be seen that TR3 is "on" due to a positive bias being applied to the base via R6. In this state its collector is near zero voltage, and through R4, applies this potential to the base of TR4, thus holding this transistor "off". In this state TR4 collector will be at near the positive line potential. It follows that capacitor C2 will have its positive side at near the positive line voltage and its negative side very much less so. It is therefore charged.

Now, if a positive pulse is delivered to the base of TR4, this transistor will switch "on," its collector voltage will drop to near zero and C2 will be forced to discharge at a rate controlled by the value of R6. During the period of discharge through R6, TR3 will be "off" and TR4 will remain "on". After discharge the circuit returns to its original state. This simple circuit can now be related to the circuit shown in Fig. 1. It will be seen that a variable resistor (VR2)

Fig. 2. Circuit to show the basic operation of a monostable.



has been included in series with R6 so that the time period of the monostable can be adjusted.

POWER OUTPUT

In the circuit of Fig. 1, it will be seen that the emitter of TR4 feeds the base of the power output transistor TR5, consequently they work together, i.e. both "on" or both "off". The output transistor is a commonly available *npn* germanium type and should be up to grade with a low leakage rating, not a manufacturers reject or secondhand type. Resistor R10 is purposely of low value to minimize any leakage that may nevertheless occur across the output. The diode D3 across the output is only required if the load is an inductive one, such as a relay or solenoid. It protects TR5 from reverse current caused at "switch off" by the field surrounding the coil, collapsing.

FINAL CIRCUIT

Some of the components shown in Fig. 1 have not yet been explained; VR1 is a preset resistor used as instructed later to set up the correct current in TR2. Diode D2 blocks the surge discharge from C2 applying a heavy reverse bias to TR3 base. Resistor R5 is the lower leg of the base bias potential divider to TR3. Diode D1 blocks any positive d.c. from interfering with the polarisation of C1. Resistor R7 and capacitor C3 form a filter which prevents any spurious pulse, which may be picked up inductively on the input line, from triggering the alarm.

POWER SUPPLY


The unit will operate on a supply voltage from 9 to 12 volts, and this voltage will appear across the output when the alarm is triggered. For experimental purposes a large type of dry battery will suffice—as used for electric bells or lamps. For permanent installation an accumulator as used for scooters and cars is preferable. The unit will then operate even if the mains supply is off.

SENSOR CONSTRUCTION

The beam and detector unit is shown in Fig. 3; this should be made up first. When completed this stage can be tested and put into operation. It should be solidly constructed and all parts firm. The dimensions shown are for the specified lenses. Infra-red gelatine sheet can be obtained from main photographic dealers or alternative materials can be found. Dark coloured polystyrene $\frac{1}{16}$ inch sheet has proved successful and the author has been told that resin bonded paper (0.015 inch Paxolin) can be used. However, the screen does not affect the working of the unit and can be left out until all testing and setting up has been done.

The sensor unit board is constructed as shown in Fig. 4. Take care when soldering TR1, TR2 and

D1 and use a heat shunt on the wires being soldered. Make sure that VR1 is mounted in such a position that it can easily be adjusted when the board is fixed in the case.



Photograph of the sensor circuit board.

Commence construction by drilling the board as shown and inserting the component wires through the holes.

The two Paxolin or s.r.b.p. insert panels, shown in Fig. 3, should be a tight fit, and are placed so that the bulb and photodiode are at the focal length from their respective lenses. This is the distance at which an image through the lens is at best definition on the panel and will be about $2\frac{3}{4}$ inches with the lenses specified. (The light from a window or a room light will provide the required image.)

The phototransistor has a light sensitive zone which must be located and placed at the front when mounting on the circuit panel. An initial location of this spot can be made by connecting the diode across a multimeter—say 500 micro-amp scale, and shining a pocket torch fairly close to and around the diode. This procedure will also show whether the device is a good one. The polarity is important when wiring up.

ALIGNMENT

The unit has now to be aligned and this is best carried out in nearly dark conditions. Place it on a firm table or work bench and if possible it is best secured or clamped. The 12 volt supply is connected to the bulb only and the beam then directed at a flat surface 7 to 10 feet distant where the image of the bulb filament will show. Adjust the distance from lens to bulb for sharpest definition.

The beam should now be directed at a mirror (this can be as small as 1 inch square—Fig. 5 shows a suitable design) which can be angled so that the reflected light is made to cover the lens

Infra-Red Burglar Alarm

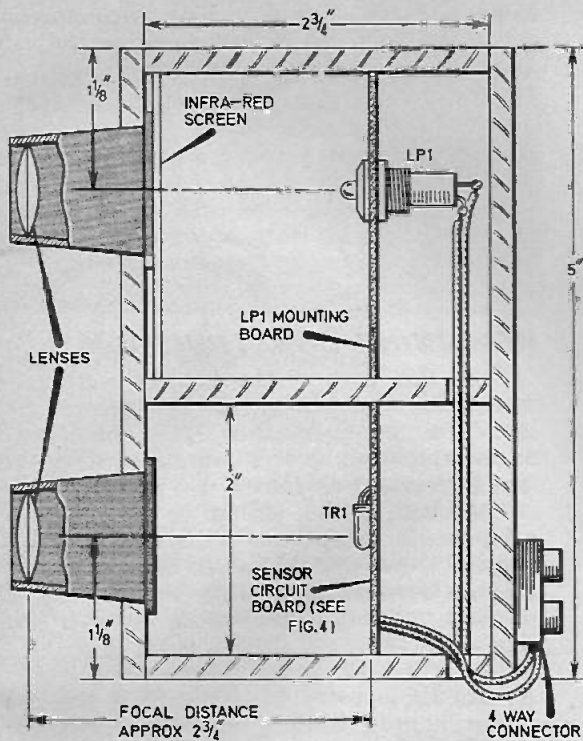


Fig. 3. Construction of the beam and detector unit.

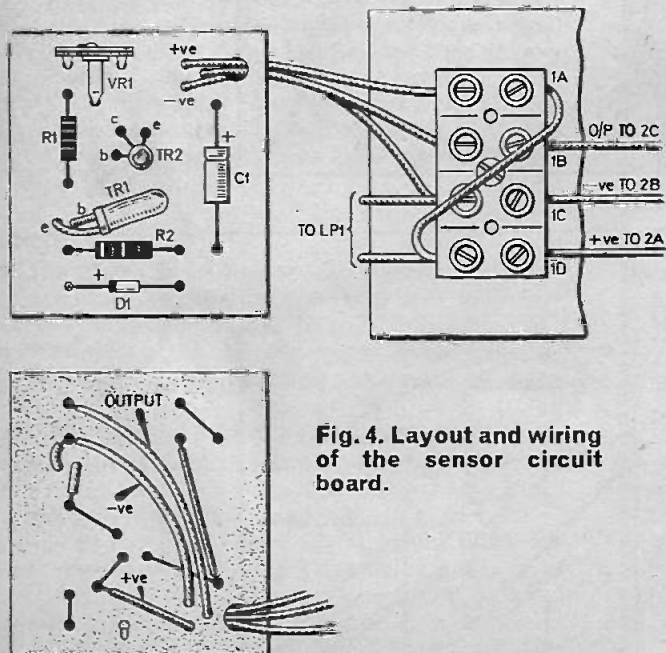



Fig. 4. Layout and wiring of the sensor circuit board.



Photograph of the beam and detector unit.

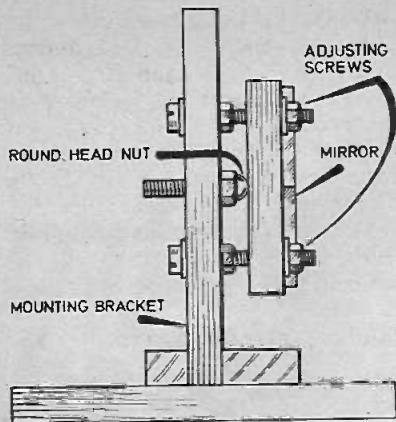


Fig. 5. Basic design for an adjustable mirror.

focused on TR1. The phototransistor is then eased into a position which produces the highest reading on a meter connected across it, typically 100 to 150 microamps. With this achieved a few small drops of quick drying adhesive (clear Bostik or Uhu etc.) should be carefully placed each side of the diode to fix it.

SENSOR TESTING

The next stage is to prove the functioning of TR2. With power connected (but not to the bulb) and a milliammeter in the positive lead, adjust VR1 to give a reading of 1 to 1.5 milliamps. Connect the bulb directly to the power source (not through the meter) and if all is correctly lined up the reading should drop considerably.

Preset VR1 is then adjusted to give a standing current, in this state, of between 100 and 200 microamps. If the beam is now interrupted the reading should smartly rise to 1mA.

REMAINING CONSTRUCTION

With this part of the project working correctly, the construction of the second circuit board can be undertaken. This comprises the monostable and power output—wiring being straightforward as shown in Fig. 6.

The board is thin s.r.b.p. or Paxolin. All the components except the transistors and diodes should be mounted and wired up as shown. Once this has been done, carefully solder in the semi-conductors using a heat shunt on each lead as

TRANSISTORS VIEWED FROM UNDERSIDE

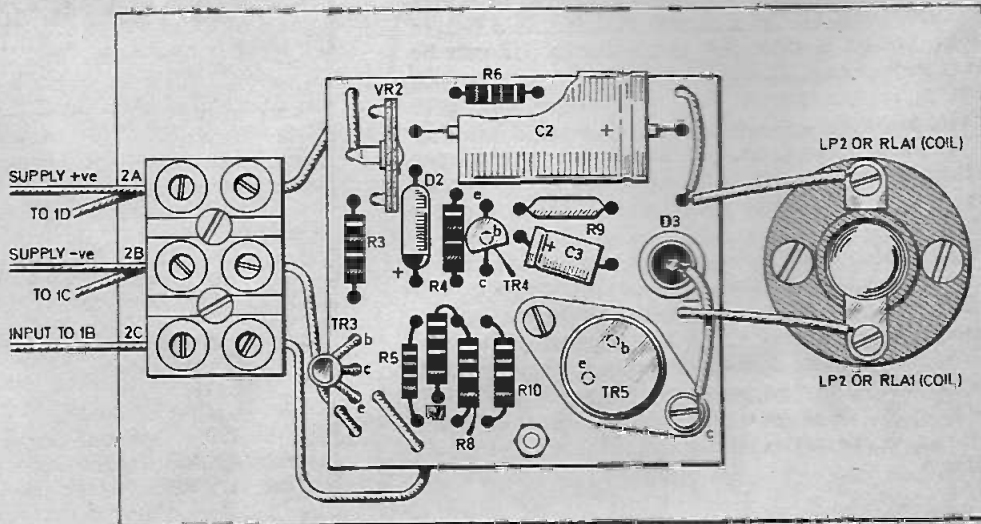
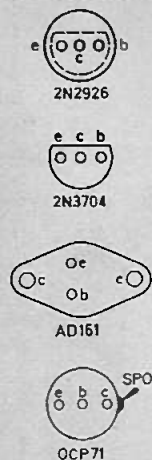
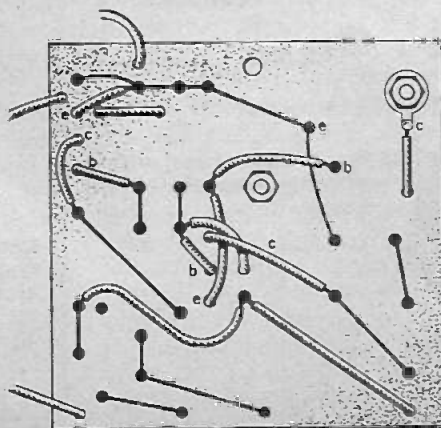



Fig. 6. Layout and wiring of the monostable and power output circuit board.





Photograph of the alarm trigger unit.

it is soldered. Once again make sure the preset potentiometer (VR2) can be easily adjusted. Finally mount the board in a suitable case or on a supporting block. For test purposes a 12 volt bulb should be connected across the output. This should be a 2-2 watt 12V type.

With power on, a 5 kilohm resistor placed briefly between the input and the positive lead, should bring the monostable into action and the bulb will light for a period, the length of which is controlled by the position of VR2. If a longer time period is required the value of C2 can be increased, but there is a limit beyond which leakage can trigger the monostable and give false alarms.

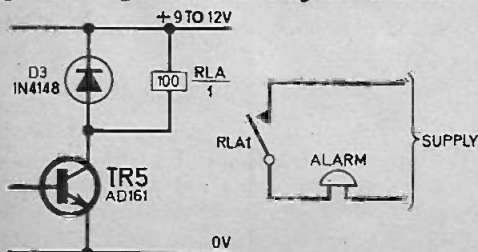
It is important that at no time is the output short circuited as this would result in the output transistor overheating and probably destroying itself.

All being well the two units can be linked and proved functional. The main circuit board can be enclosed in any small box with the bulb or alarm mounted outside, or it can be enclosed with whatever alarm system the constructor chooses. A 9 or 12 volt relay (depending on the supply used) with a coil resistance of about 100 ohms or more can be wired up, as shown in Fig.7, to switch an alarm.

USE

If the alarm is to be put into permanent use, it is essential that the beam/sensor unit and the reflecting mirror are fixed to solid supports and are absolutely rigid. Any slackness or movement will move the focal point of the beam off the

Fig. 7. Wiring used for a relay and alarm.

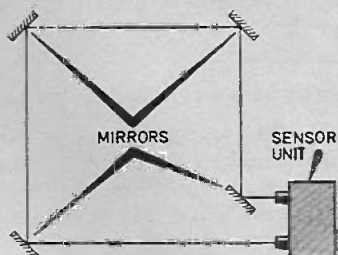


sensitive spot of the phototransistor, the result being erratic performance and false alarms.

In installations of this kind it is sometimes recommended that screened cable should be used. In the prototype this was not found to be necessary and the connecting cables were cheap plastic covered wire twisted together for their full length of some 50 feet.

To provide protection around a room or building more than one mirror can be used to reflect the beam around the area as shown in Fig.8. □

Fig. 8. Method of protecting an area.



Components....

Resistors

R1	100kΩ	R6	47kΩ
R2	5.6kΩ	R7	6.8kΩ
R3	3.3kΩ	R8	2.2kΩ
R4	15kΩ	R9	680Ω
R5	56kΩ	R10	47Ω
All 1/4W ±5% carbon			

Capacitors

C1	32μF elect. 15V
C2	500μF elect. 15V
C3	32μF elect. 15V

SEE
**SHOP
TALK**


Semiconductors

D1	OA81
D2	OA81
D3	1N4148 or similar
TR1	OCP71 germanium <i>npn</i>
TR2	2N2926G silicon <i>nnp</i>
TR3	2N2926G silicon <i>nnp</i>
TR4	2N3704 silicon <i>nnp</i>
TR5	AD161 germanium <i>nnp</i>

Miscellaneous

- LP1 Miniature 12V, 0.2A bulb and holder
- VR1 500kΩ skeleton preset potentiometer
- VR2 100kΩ skeleton preset potentiometer
- LP2 12V 2-2W bulb (for alarm signal or testing only—see text)
- RLA1 100Ω or greater 12 or 9V relay with one set of normally open contacts (to operate alarm system—bell etc.—see text)

Lenses—two jewellers eye glass magnifiers, one four way and one three way connection block, s.r.b.p. or Paxolin sheet (three pieces, 2in x 2in), materials for cases (see text), 4BA fixings, wire, small mirror and materials for mirror mounting (see text). Infra-red screen (see text)



ALTHOUGH satellites are providing a growing proportion of transatlantic communications links, the more down to earth system of undersea cables is undergoing exciting developments of its own.

Improvements in the technology of undersea cables—reduction in the loss per unit length of both the armoured and unarmoured cables and the use of semiconductors—are making a significant impact on the cost of laying transocean cables. For example, the Cantat 1 transatlantic cable was laid between Canada and Britain in 1961 at a cost of £100,000 a circuit, but a new cable, Cantat 2, to be laid in 1973-74 will cost just £16,500 a circuit.

The principal reason for such a dramatic improvement in economy is the increased number of circuits which the latest types of cable can carry. Cantat 1 has 80 circuits but Cantat 2 will have more than 1,800 circuits—more circuits, in fact, than all existing transatlantic cables combined.

PAST AND PRESENT

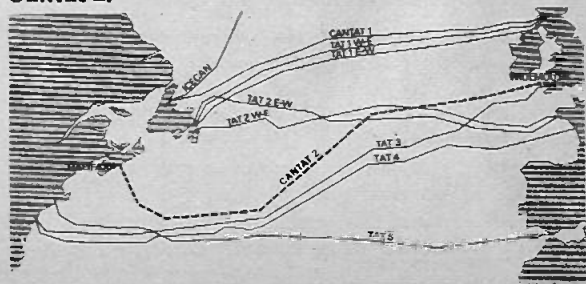
Cantat 2 will be the third undersea cable between the UK and Canada. The first transatlantic telephone cable—TAT1 from Oban, Scotland to Clarenville, Newfoundland—was opened in 1956. Cantat 1 was laid between Oban

and Hampden, Newfoundland and was the first section of the Commonwealth cable network designed to carry calls between the UK and Canada and on to New Zealand, Australia and the Far East over Pacific and South East Asia cable systems.

Cantat 2 is primarily intended for Britain's communications with North America to meet a rising demand. Since Cantat 1 was laid the annual total of telephone calls from North America account for nearly 13½ million minutes a year (compared to less than two million in 1960) and calls to North America from Britain occupy more than 10½ million minutes (compared to 1½ million in 1960).

In addition to telephone calls, Cantat 2 will handle telex, telegrams and data transmission.

The existing transatlantic cables and the route of Cantat 2.



Transatlantic Cables

By Tony Ford

TRANSISTORS


The key to Cantat 2 and the continuing future of long distance undersea cables as a practical and economic means of intercontinental communication lies in transistors which have been developed at the Post Office research establishment at Dollis Hill in North London. The transistors which replace thermionic valves, are able to operate with guaranteed reliability and performance to the higher bandwidths of submarine cable—13.7MHz in the case of Cantat 2.

Built into the 2,840 nautical miles of Cantat 2 will be 473 repeaters each of which amplifies the signals and boosts them along their journey. Looking rather like torpedoes in their cylindrical steel housings and each weighing about a ton the repeaters will contain transistorised circuits which must have outstanding reliability.

In some places the cable will lie three miles deep and where pressure on the cable will be four tons per square inch. Apart from the cost of locating and raising the cable for repairs there would be a loss of operating revenue which, for Cantat 2, will be some £60,000 an hour at full capacity.

Each of the 2,838 transistors contained in the cable has been designed to give a trouble-free life of more than 25 years. It is a standard of reliability that is unique and could be com-

This device creates the pressure condition the cable will encounter on the sea bed—up to three tons per square inch. The photograph shows part of the Cantat 2 cable being prepared for testing.



pared to switching on almost 500 transistor radios and expecting them to all work non-stop and perfectly for a quarter of a century.

DESIGN ADVANCES

A further and simple indication of the advances made in undersea cable design in recent years is shown by comparing details of the Cantat 1 cable in 1961 with Cantat 2 with the latter's figures in brackets: number of speech channels 80 (1,840); number of repeaters 90 (473); length in nautical miles 2,072 (2,840); active elements 540 Post Office type 10P valves (2,838 Post Office type 4A and 10A transistors); principal types of cable, 0.99 inch unarmoured over 1,518 nautical miles (1.47 inch unarmoured over 2,425 nautical miles), 0.62 inch armoured over 554 nautical miles (1.47 inch armoured over 370 nautical miles); power, 9.5kV and 415mA (12.34kV and 500mA).

Bringing Cantat 2 into service will cost about £30,500,000. This covers production, survey and development work and laying operations. The cost will be shared by the British Post Office and the Canadian Overseas Telecommunications Corporation but some rights of use will be sold to the authorised carriers in Europe and the USA.

The need to increase the gain-bandwidth, while at the same time keeping the amplifier voltage low, resulted in a change from thermionic valves in the Cantat 1 cable in 1961 to transistors for Cantat 2 which will become operational in 1974. This change precluded the use of parallel amplifiers which has improved the reliability of the early valve systems. Nevertheless the greater potential reliability of the transistor, compared to the hot cathode thermionic valve, more than compensated for the change.

In physical terms the gain-bandwidth product of the transistor increases as the transistor dimensions decrease. The trend is, therefore towards smaller devices.

TRANSISTOR TYPES

The 4A type transistor developed by the Post Office and produced by both the Post Office and Standard Telephones and Cables Limited, provides 640 circuits in submarine use. However, the smaller types, known as the 10A2 and 10A10 designs, for input and output use respectively, allow an increase in circuit capacity to 1,840—as in Cantat 2. Here the 4A type is used in the low frequency amplifier and the 10A types in the high frequency amplifier. This arrangement is also being used in a series of high capacity cables being laid in the North Sea linking Britain with Europe. The 10A2 was developed by the Post Office and the 10A10 jointly by the Post Office and STC.

The 10A type, being smaller, requires a more



A technician lifts a batch of transistor "headers"—tiny gold-plated beds on which the transistors will eventually rest—from an alcohol bath. This is part of a process which ensures that components are as clinically clean as possible. After being washed in alcohol, the "headers" are baked in a vacuum.

advanced technology than was needed for the 4A type. In particular, improved methods of diffusion have been developed for the 10A to give a base-width of 0.5 micron compared to the 4A base width of 1.2 microns.

RELIABILITY

The impressive reliability of the transistors stems from the method of bonding, by thermo-compression, aluminium wires to aluminium contacts in each device. The standard of testing and inspection is such that of every 10,000 transistors made only 1,000 find their way into a cable system. The remainder are tested to destruction or do not meet the stringent standards required.

During the production of Cantat 2 some 20,000 transistors will be exhaustively tested. Already during the development of the transistors for submarine cable use 40,000 have been tested in production and 6,000 are in use in other cables on the sea bed. No failures have been found during these tests.

Although the provision of such reliability obviously becomes very expensive for trans-

ocean cable systems, the cost is more than balanced by the increased circuit capacity made possible by the improved design of solid state devices and which has reduced the cost per circuit nautical mile by a factor of 30 in 15 years.

A further aspect of the development work are the elaborate precautions taken to protect the transistors in the main amplifying path from the effects of electrical surges which occur if the cable itself is cut or damaged. This protection is provided by the use of diodes, which themselves must be highly reliable, to absorb the surges in both the power feed paths.

CLEAN ATMOSPHERE

Apart from the advanced and highly skilled technology involved in producing the transistors themselves, the most important requirement is a perfectly clean atmosphere. Even the tiniest speck of dust will contaminate the transistor on which it settles.

The Post Office and STC, therefore, produce transistors and assemble the repeaters in "superclean" laboratory conditions where staff dress like surgeons. They often need microscopes to see their work and breathe the purest air. Sophisticated air conditioning systems filter and remove from the atmosphere the tiniest traces of dirt and dust.

So critical is the standard of cleanliness required that a member of the staff could create unwanted particles of dust simply by scratching his head. In fact the air in the laboratories is filtered and purified to such a degree that by comparison the air in a hospital operating theatre seems dirty.

NAVIGATION

The precision which goes into the manufacture of the cable's components is continued when the cable is actually laid. To select the best possible route for the cable and to establish its location with pin-point accuracy should repairs be necessary, the survey vessels and the laying vessels must be able to navigate with extreme accuracy.

The normal methods of navigation used in commercial vessels do not meet these requirements and special arrangements are necessary; these largely involve the use of satellites.

Ships engaged in preliminary surveys and the actual lay will, therefore, use the Decca Hi-Fix system when covering the approaches to the terminals on both sides of the Atlantic—at Widemouth Bay, Cornwall and near Halifax, Nova Scotia. For the main part of the route across the Atlantic the ship's positions will be fixed by means of satellite navigation backed up by the Omega and Loran "C" navigation systems.

All these radio-navigational systems have a high standard of accuracy and are independent of weather conditions. Hi-Fix is a very accurate

short-range system with the twin virtues, for the cable ship, of repeatability and predictable accuracy.

The first, which ensures the ability to return to a previously visited point, is important from the maintenance aspect in an area, such as the approach to a cable terminal point, where existing cables are likely to be close together as they converge on the land station.

The second, predictable accuracy, allows the ship to be taken to a pre-determined point so that the cable can be laid along the route previously surveyed and where all obstacles have been mapped. This is vitally important where the cable, as in the case of Cantat 2, is routed along valleys and through passes when crossing the undersea "mountain range" known as the Mid-Atlantic Ridge. Hi-fix can only be used close to the shore otherwise the satellite system must be used.


Positions obtained by satellite navigation are extremely accurate but, at present, can only be obtained at varying intervals of time. The other radio-navigational aids, Loran "C" and Omega are not in themselves fully able to meet the exacting navigational demands of the project but provide a valuable back-up system. By careful observation they can be used to give information in the intervals between satellite fixes.

CABLE LAYING

The increase in diameter and the closer repeater spacing needed in modern cables to handle the rise in circuit capacity, has led to

Continued on page 609

Throughout its life the cable will be subjected to incredible natural pressures, in shallow water the pull of tides and currents will create huge stresses. Additionally during laying and recovery for maintenance it is subjected to very heavy bending stresses. These two large rotating wheels simulate such stresses in the laboratory.



A simple radio tuner for use with almost any amplifier. By F. C. Judd

THIS very simple radio tuner will operate with a few feet of wire for an aerial and tunes to the medium and long wave bands. Sensitivity is sufficient to bring in local stations such as BBC Radio 1 and Radio 4 on medium wave and Radio 2 (200 metres) on long wave.

The tuner is ideal for tape recording and has an output of around 100mV, depending on the strength of received signals, and so can be directly coupled to the radio input of any tape recorder. It is suitable of course for use with any amplifier having an input sensitivity of around 100 to 200mV.

Reception strength does depend on location and it would be unreasonable, for example, to expect strong signals from the 200 metre BBC long wave Radio 2 in remote parts of the country. On the other hand both sensitivity and selectivity do to some extent depend on the length of the aerial which may be any thin insulated wire about 10 to 15 feet long and as high in the room as possible.

If, for example, location is close to local stations such as the BBC Brookmans Park medium wave Radio 1 and 4, then a much shorter aerial would be needed to achieve complete separation of the signals. (The Brookmans Park station aeriels are shown on the front cover and on this page.)

THE CIRCUIT

As shown in Fig. 1 the circuit consists of a tuned radio frequency amplifier (TR1). The inductor L2 provides a high resistance to the r.f. signals which pass through C5 to the diode detector. The main tuning capacitor (C2) is a



Medium & Long Wave Radio Tuner

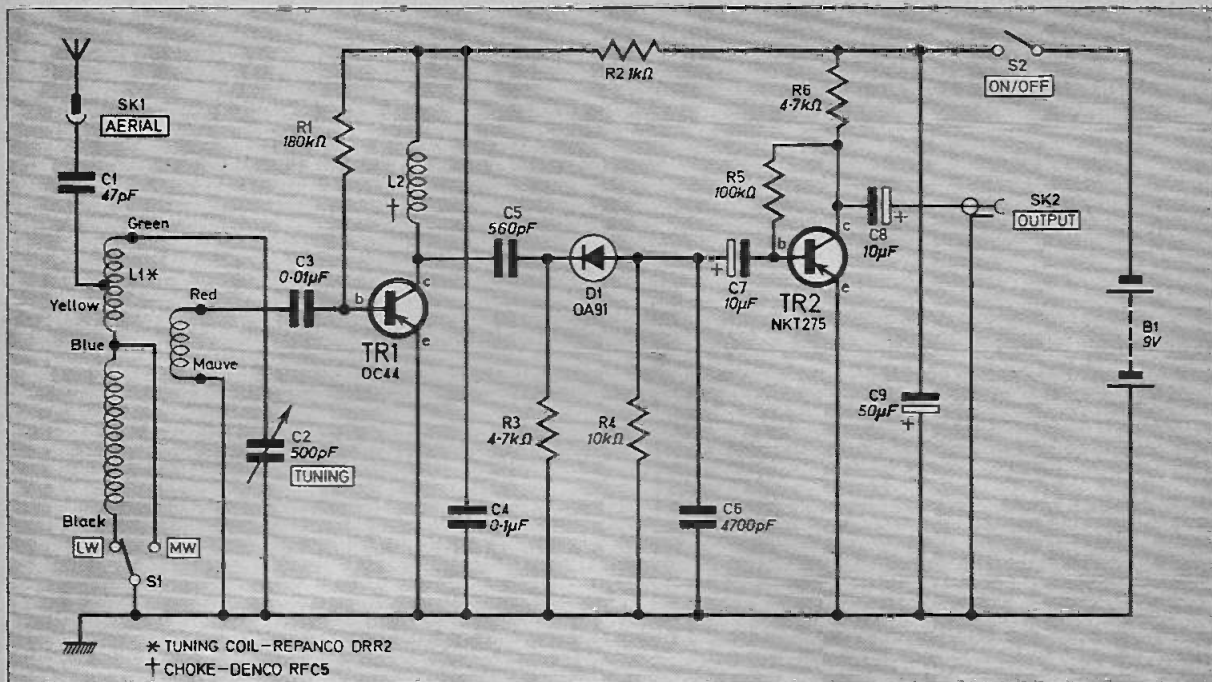


Fig. 1. Complete circuit diagram of the LW/MW Radio Tuner.

mica dielectric type and the tuning coil a Repanco type DRR2 which has a tapped winding for medium and long wave tuning plus a secondary winding suitable for coupling to the low impedance input of TR1.

The output from the diode detector is taken to TR2 which operates as an audio signal amplifier. Radio frequency signals are removed by the capacitor C6, leaving the audio signal to be amplified by TR2.

CONSTRUCTION


The prototype, as shown in the photographs, was constructed on a piece of plain circuit board and housed within a metal box. The box should be large enough to accommodate a PP6 type 9V battery as well as the radio tuner circuit board, etc.

Details for the component board layout and wiring are given in Fig. 2 and the aerial socket, output signal socket and wiring to the remaining components are shown in Fig. 3. Note that the connections of the OC44 are located by the red spot (next to the collector lead) whilst those to the NKT 274 are according to position as in the inset of Fig. 2.

Commence construction by cutting the component board to size and drilling the board for the mounting bracket and L1. Fit L1 to the board making sure it is the right way round (this makes the wiring neater). Next fit the remaining components, except the transistors and diodes and wire up as shown in Fig. 2. Check the layout and then wire in TR1, TR2 and D1 observing the correct connections.

Mount the circuit board on the front panel as shown together with the remaining tuner components and wire up the complete tuner as shown in Fig. 3. We advise readers to follow the layout shown as alteration could cause instability.

Photograph showing the construction of the Radio Tuner. The aerial and output socket can be mounted on the side or back panels.



Medium & Long Wave Radio Tuner

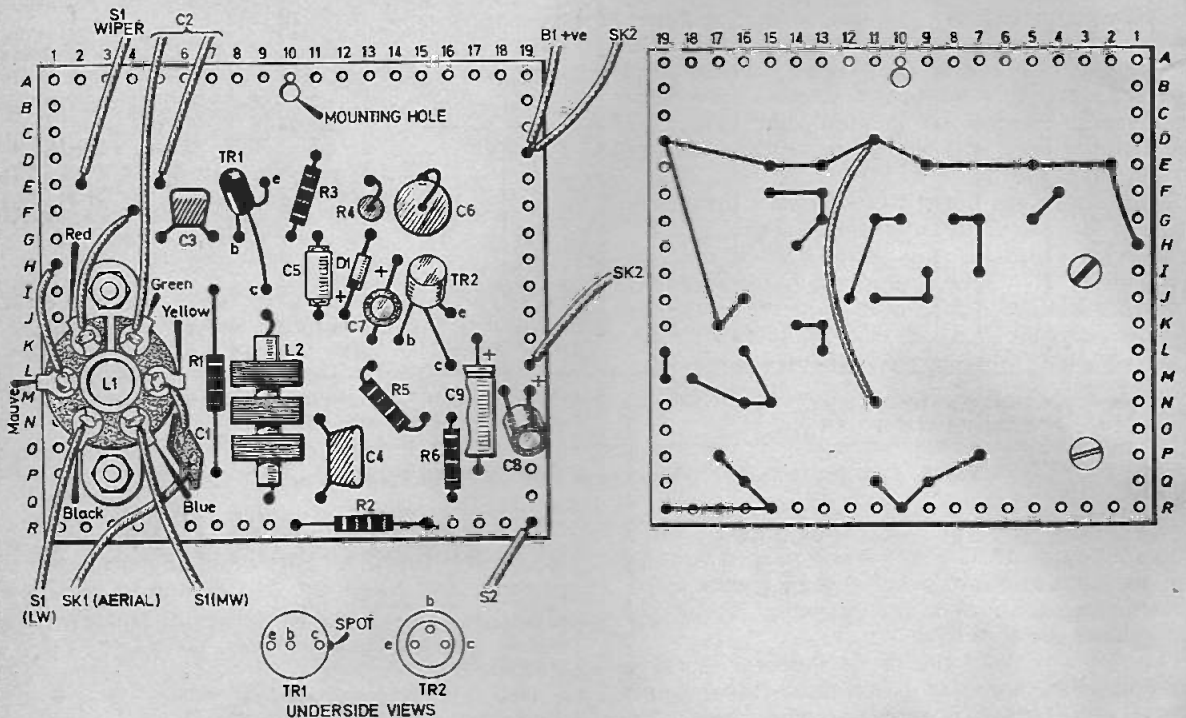


Fig. 2 Layout and wiring of the circuit board for the Radio Tuner.

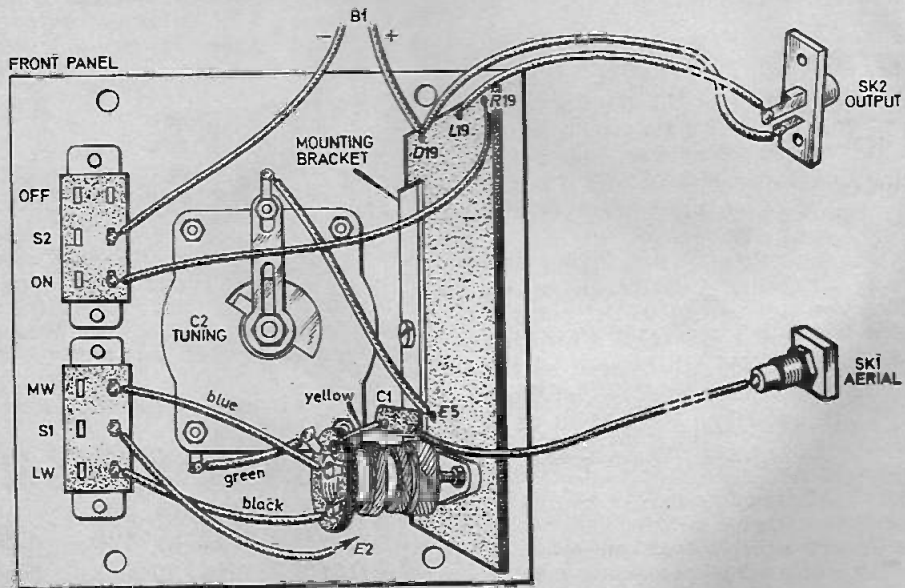


Fig. 3. Connection of the circuit board to the remaining components. In the prototype the aerial and output sockets were mounted on the back of the case.

SETTING UP

With a 9V supply the tuner takes a little under 2mA so if a milliammeter is available this could be checked to ensure correct operation of the two transistors. The DRR2 tuning coil may be supplied with a tuning core and if so, this must be removed completely; it is not needed. Couple up about 10 feet of insulated wire for an aerial and connect the output of the tuner to an amplifier, or to a tape recorder with through monitoring, so that signals are audible. The tuning points of local stations on medium waves will depend on location but those for the London area will be similar to those shown on the cover photograph.

If the received signals are strong they may overlap on medium waves. If this happens, reduce the length of the aerial until separation is obtained. No earth is necessary as the tuner will be automatically earthed via the amplifier or tape recorder to which it is connected.

Components....

Resistors

- R1 180k Ω
- R2 1k Ω
- R3 4.7k Ω
- R4 10k Ω
- R5 100k Ω
- R6 4.7k Ω
- All $\frac{1}{4}$ W $\pm 10\%$ carbon

SEE
**SHOP
TALK**

Capacitors

- C1 47pF
- C2 500pF variable (mica dielectric type)
- C3 0.01 μ F
- C4 0.1 μ F
- C5 560pF
- C6 4,700pF
- C7 10 μ F elect. 12V
- C8 10 μ F elect. 12V
- C9 50 μ F elect. 12V

Semiconductors

- TR1 OC44 germanium pnp
- TR2 NKT 275 germanium pnp
- D1 OA 91

Miscellaneous


- L1 Repanco type DRR2 (medium and long wave coil)
 - L2 Denco RFC 5 radio frequency choke (inductor)
 - SK1 Single insulated socket
 - SK2 Insulated phono socket
 - B1 9V PP6 battery
 - S1 S.p.d.t. slide or toggle switch
 - S2 S.p.s.t. slide or toggle switch
- Metal case (or any suitable case, minimum size 4in x 4in x 3in), tuning knob, aluminium angle $\frac{1}{2}$ in x $\frac{1}{2}$ in x 2in (for mounting the circuit board), plain perforated Veroboard 3in x 2 $\frac{1}{2}$ in x 0.15in matrix, material for tuning dial, 6BA fixings, battery connectors.



Have you ever wanted to use your cassette recorder in the car or home and wished that you could power it from the car battery or mains supply? Well now you can, we will show you how to build two separate power supplies to cope with these requirements.

ELECTRONIC MOUSE TRAP...

Why kill the mice that plague your home? This "humane" mouse trap catches the mice unharmed so that you can release them outside your home.



REACTOMATIC...

Test your reflexes against other peoples! When the timed light comes on press your button first and your opponent is blocked—your light shows the winner. The Reactomatic can be developed for TV-type quiz game answering.

Next month's feature article... ELECTRONICS IN MEASUREMENT

All in the October issue.

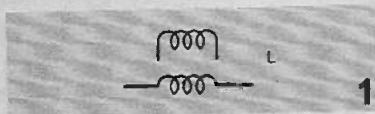
On sale Friday, September 15





guide to circuit

Inductors



1 Winding of an inductor, coil, choke or transformer



2 Winding with a solid ferrite or dust iron core with a single tapping



3 Winding with a laminated core



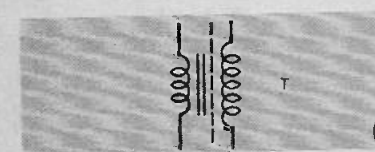
4 Winding with ferrite or dust iron gapped core




5 Winding with laminated gapped core



6 Inductor with variable inductance, for example, tuning coil or solenoid with moving core



7 Transformer with two windings, a laminated core and a screen between the windings, no tappings



8 Auto transformer with one winding

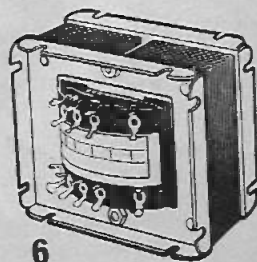
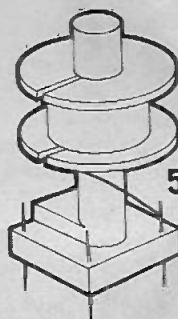
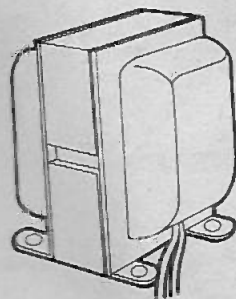
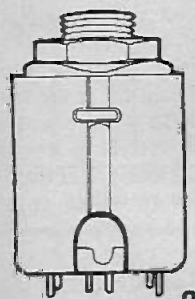
Meters




7 Ammeter or milliammeter



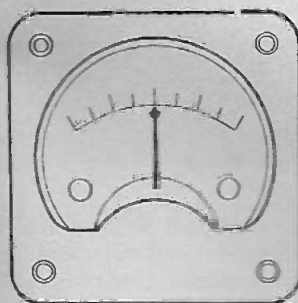
8 Voltmeter or millivoltmeter




symbols . . . part 4



7
8
9
11




10



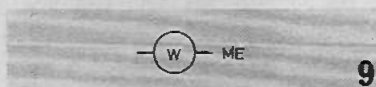
7
8
9
11



12

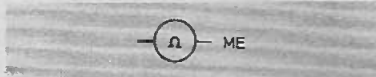


13



9

Wattmeter or milliwattmeter



Ohmmeter



10

Galvanometer



11

Tachometer (revs per minute etc.)

Motors and Generators

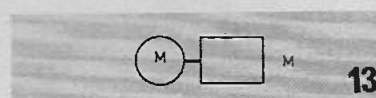


Rotating d.c. generator



12

Rotating d.c. motor



13

Motorised switch or valve mechanism



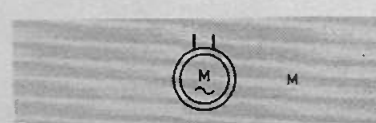
Rotating a.c. generator



Rotating a.c. motor



Synchronous motor



Squirrel cage induction motor



ELECTRONIC CIRCUITS -
..... IN THEORY and PRACTICE

TEACH-IN

... FOR BEGINNERS

By Mike Hughes M.A.

11

AMPLIFICATION

WITHOUT doubt, the most popular application of electronics is to produce audible sounds from a loudspeaker. In most instances, we hear the necessity of using an amplifier to produce the end product. However, it is not always so obvious why we need amplification or, indeed, what form it should take.

We have already produced quite a reasonable level of sound from a loudspeaker without recourse to amplification—i.e., the multivibrator in Part 8.

The reason why we needed no amplifier was because we had comparatively large voltage swings (9V) and reasonably high currents available in the collector circuit of the multivibrator. To produce the audible sound we had to feed these currents to a loudspeaker.

POWER LEVELS

To obtain sufficient current we had to produce a high enough voltage swing to make this current flow through the impedance of the loudspeaker coil. It would be more correct to say we needed power to produce a sound of acceptable level.

The multivibrator was capable of delivering a power of about 125mW to the 35 ohm loudspeaker. The power required by a loudspeaker to produce audible sounds depends on the efficiency of the loudspeaker and also on what we require in the way of volume.

We can describe the subjective effects of different power levels by saying that the output of a typical transistor portable radio would be

about 1W. The lowest power that will produce an easily recognisable sound (without putting the ear right up to the loudspeaker cone) would be about 10mW and, of course, at the other extreme "pop" groups frequently delight the ear with powers greatly in excess of 50W per amplifier.

To get maximum power dissipated in a loudspeaker we must apply the same reasoning that we arrived at in Part 4, i.e., the impedance (we are now dealing with alternating currents) of the circuit producing the current, should, as far as possible, equal the impedance of the loudspeaker. Most loudspeakers have very low impedances ranging typically from 3 to 35 ohm.

POWER AMPLIFICATION

An amplifier serves two purposes. The first is most easily understood and is simply to increase the voltage swings that the source (e.g., microphone, pick-up, or radio tuner) produces. The second, and not so obvious role of an amplifier is to take these voltage swings and increase the amount of current produced.

We could say we are amplifying the current, although in practice we are using voltage swings in high impedance circuits, to produce equal voltage swings in low impedance circuits. Going from high to low impedance circuits without changing voltage levels, is the same as saying "current amplification"—going from low to high impedance is usually "voltage amplification." Combine the two together and one gets "power amplification."

CRYSTAL MICROPHONE

Let's take the case of a crystal microphone. This is a device that converts air pressure waves into electrical voltages. The pressure waves impinge on a light diaphragm that is connected to a crystal made of "piezoelectric" material. This material has the property of producing minute voltages when it is mechanically deformed.

The level of signal produced by a normal voice about 6 inches from a crystal microphone is seldom much more than 10mV. Unfortunately the piezoelectric crystal is a very poor conductor of electricity; so poor in fact that it behaves rather like a low value capacitor, the electrodes making contact to it acting as the plates.

Different types have widely varying characteristics but typically the capacitance is in the order of a few hundred picofarads. At 1kHz this gives an impedance greater than 100 kilohm.

The frequency range of the human voice is from about 100Hz to about 3,000Hz, so you can see that at low voice frequencies the microphone has extremely high impedance, and as the frequency increases its impedance falls, but nevertheless is still very high and will probably be around 50,000 ohms.

POWER IN LOAD

We run up against this "non constant" problem all the time in audio work so it is usual to talk in terms of a fixed frequency of 1kHz unless otherwise stated.

Let's assume, then, that we have a microphone giving an output of 10mV at 1kHz and it has an impedance of 100 kilohm. What is the maximum power we can expect to obtain in the load "Z" shown in Fig. 1a?

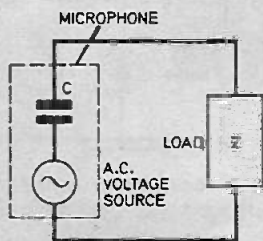


Fig. 1(a). The capacitor and a.c. voltage source shown in the dotted box represents the crystal microphone. We say it is the "equivalent circuit".

We will assume that the microphone is an alternating voltage source in series with its own capacitance. It is easier to understand if we convert this circuit to something more familiar, see Fig. 1b.

The battery represents the voltage generated by the microphone (10mV), R1 is the impedance of the microphone (100 kilohm) and R2 is the impedance of the "ideal" load (equal to value

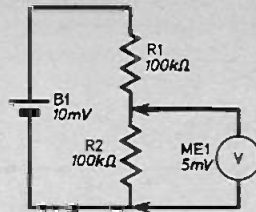


Fig. 1(b). The simple d.c. equivalent of Fig. 1(a) where R1 represents the impedance of the microphone, B1 its typical output voltage and R2 the ideal load for maximum power coupling.

of R1) for maximum power coupling. The power in the load will be

$$\begin{aligned}
 P &= \frac{V^2}{R_2} \\
 &= \frac{0.005 \times 0.005}{100,000} \\
 &= 0.0000000025 \text{ watts}
 \end{aligned}$$

It looks a bit better if we say 0.00025 microwatts, but still it is minute and if fed directly to a loudspeaker, would produce no reaction whatsoever.

BIASING FOR A.C.

We shall use a transistor to give us voltage and current amplification at the same time. It will use the minute current available from the crystal microphone to control its collector current which, of course, should be higher.

The current from the microphone will be fed to the transistor's base/emitter circuit. The trouble is that the output from the microphone is an alternating current going both positive and negative about zero and typically it will not exceed 10mV peak. We already know that we have to make the base of an npn transistor at least 600mV positive w.r.t. the emitter before any base current is passed, therefore the output from the microphone will not have any effect at all when it is on a positive half cycle—let alone when it is on a negative half cycle. We have to put the transistor into a "partial" state of conduction before we consider the effect of the microphone. This we call "biasing."

We usually try to bias a transistor so that the current flowing through the collector load resistor causes the voltage at the collector to be about half the supply voltage. Any small variations in base current ultimately caused by signals from the microphone will then cause the voltage at the collector to move either more positive, or down towards zero, depending on whether the microphone is producing positive or negative half cycles.

The first thing we have to do is set the biasing so that the output of the collector is approximately half the supply—we call this the

"quiescent" condition. To make matters simple for ourselves let's assume we want a quiescent current of 0.5mA to flow in the collector of TR1 in Fig. 2a (there are various factors which control the choice of this current, but we will ignore these at this point).

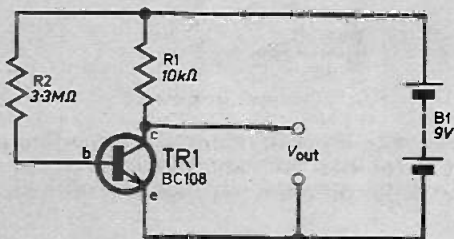


Fig. 2(a). If h_{FE} for TR1 was exactly 200, V_{out} would be approximately +5.0volts. In practice this is most unlikely as h_{FE} can vary considerably from device to device.

To set the collector voltage at 4.5V with 0.5mA flowing, the drop across R1 must equally be 4.5V, thus we can calculate the value of R1 using Ohm's law ($V=IR$).

$$R1 = \frac{4.5}{0.0005} = 9,000 \text{ ohms}$$

Let's say 10,000 ohms (10 kilohms) as the nearest convenient value. This will modify the voltage at the collector to +5V (relative to the emitter line) but this is near enough for our purposes.

To pass a current of 0.5mA in the collector circuit, we must pass a base current of $0.5/h_{FE}$ mA.

Using a BC108 the h_{FE} will be around 200, therefore I_b will be 0.0025mA—we must provide this through our bias circuit.

If we use the positive rail as the source of base current we must limit it through a resistor (R2) and this will have a value given by 9V minus 0.6V, divided by the base current (I_b). Therefore,

$$R2 = \frac{9 - 0.6}{0.000025} = 3,360,000 \text{ ohms (say 3.3 megohm)}$$

EXPERIMENTAL CHECK

Wire up this circuit on the Demo Deck and measure the potential at TR1 collector. The chances are that it will not be the +5V as calculated because we have made the assumption that h_{FE} was 200, and this is not necessarily the case as it varies considerably from one device to another (use a 20,000 ohm per volt voltmeter for this and other measurements).

We can "cheat" a bit at this stage and adjust the quiescent base current to give us the output level we require as shown in Fig. 2b. Wire up this circuit on the Demo Deck, VR1 is the 100 ohm potentiometer of the Demo Deck which we will use to set the drive voltage for the base

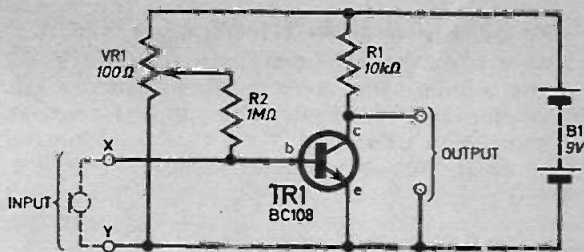


Fig. 2(b). Variations in h_{FE} can be overcome by adjusting the bias with VR1 until the quiescent output voltage is +4.5V.

current, and R2 is now made 1 megohm. Adjust the setting of VR1 until the collector voltage is exactly midway (+4.5V).

Having set the d.c. state of our circuit we can now inject the signal from our microphone. Connect the pair of wires from the microphone between base and emitter. This should not affect the 4.5V at the collector because the microphone is virtually a capacitor and will not modify the d.c. current in the base circuit. Any signal from the microphone will now add to or subtract from the standing base current.

Try speaking close to the microphone and you might just see a slight flicker on your voltmeter; probably not much because you are trying to measure a high frequency voltage on top of a reasonably high d.c. level. We can get rid of the d.c. level and at the same time rectify the alternating current by the complete circuit shown in Fig. 3.

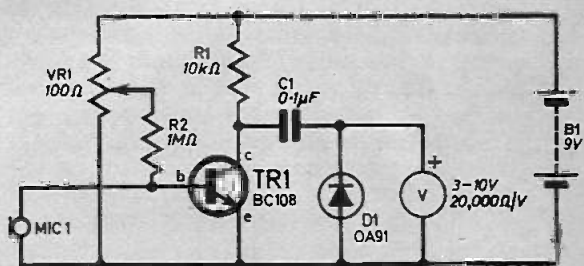


Fig. 3. Complete common emitter amplifier stage with output voltage metering circuit.

Capacitor C1 will pass the a.c. while blocking d.c. and diode D1 shorts out negative half cycles. You can now set your meter to a lower d.c. range and when you talk fairly loudly and close to the microphone, you should see voltage swings of about 1 volt.

Obviously we have amplified the approximate 10mV output of the microphone, but what current swings do we now get? The 1V swings are occurring across a 10 kilohm resistor, therefore the current must be varying by about 0.1mA. Thus the power in R1 is being varied by at least $1V \times 0.1mA = 0.1mW$ and this is caused purely by the current injected by the microphone.

We still cannot apply 0.1 milliwatts to a loudspeaker and expect to hear anything, but at least we are talking about a level only one hundredth of the minimum desirable level and this is a vast improvement compared with the fractions of microwatts we have been talking about previously.

GROUNDING EMITTER

The circuit we have made is called a **grounded emitter amplifier stage** because the emitter is connected directly to the negative power rail. Sometimes it is called a **common emitter stage** because the input source used the emitter line as one of the connection points, and we measured the output relative to the same emitter line.

The method of biasing is somewhat unconventional, but in this case is used to demonstrate the principle involved. We will later come across some more sophisticated ways of biasing.

HIGHER POWER

Now let's press on and see if we can produce sufficient power from the microphone to drive a loudspeaker. We now have a signal level of 1 volt at low current. Assume we had unlimited current available; 1 volt across a loudspeaker of 35 ohms impedance (as is that in the Demo Deck) would dissipate a power of

$$\frac{V^2}{R} = \frac{1 \times 1}{35} = 29\text{mW (approximately)}$$

This would be ample to produce an audible sound. Therefore 1 volt is sufficient, but we need more current. Now we shall use another transistor in a current amplifier circuit that does not change the voltage swings.

The simplest circuit to do this is called an **emitter follower** or **grounded collector stage**. The basic circuit is shown in Fig. 4a.

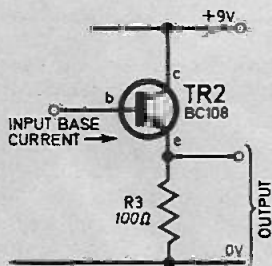


Fig. 4(a). Basic emitter follower circuit.

Notice that the 100 ohm resistor (R3) is in the emitter circuit. In the absence of any base current, the potential at the emitter will be zero. We can now do another simple experiment on the Demo Deck using the circuit diagram of Fig. 4b.

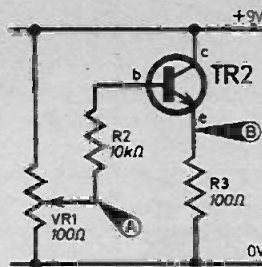


Fig. 4(b). Experimental circuit to show the working of an emitter follower stage. Measure voltages at B for different settings of voltages at A.

Connect a 10 kilohm resistor to the base of TR2 and take the other end to a 100 ohm potentiometer—used as a potential divider. Monitor the voltage at the emitter of TR2 and slowly increase the voltage at the wiper of VR1. At each setting of VR1 you should find that the potential at the emitter is the same, less about 600mV.

The reason for this is that base current is drawn by the transistor as soon as the base becomes 600mV more positive than the emitter, but this base current causes collector current to flow and this causes the potential at the emitter to rise. The ratio of base to collector current (which is almost the same as emitter current) is again h_{FE} .

The voltage at the emitter will rise until it nears 600mV below the base voltage, and then the rise will stop; the emitter cannot rise more positive than the base—or even reach the same value—because if it did, base current would cease to flow, and hence the collector current would fall. Thus apart from the initial 600mV difference, we say the emitter voltage “follows” the base voltage.

There is an important difference though in these two voltages. The one at the base is produced through a 10,000 ohm resistor, while that at the emitter is across 100 ohms. Notice we have in effect reduced circuit resistance (or impedance) across the transistor.

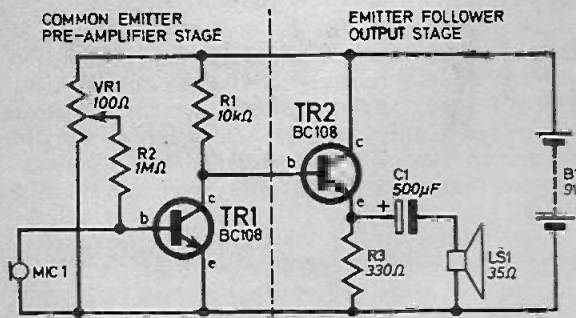
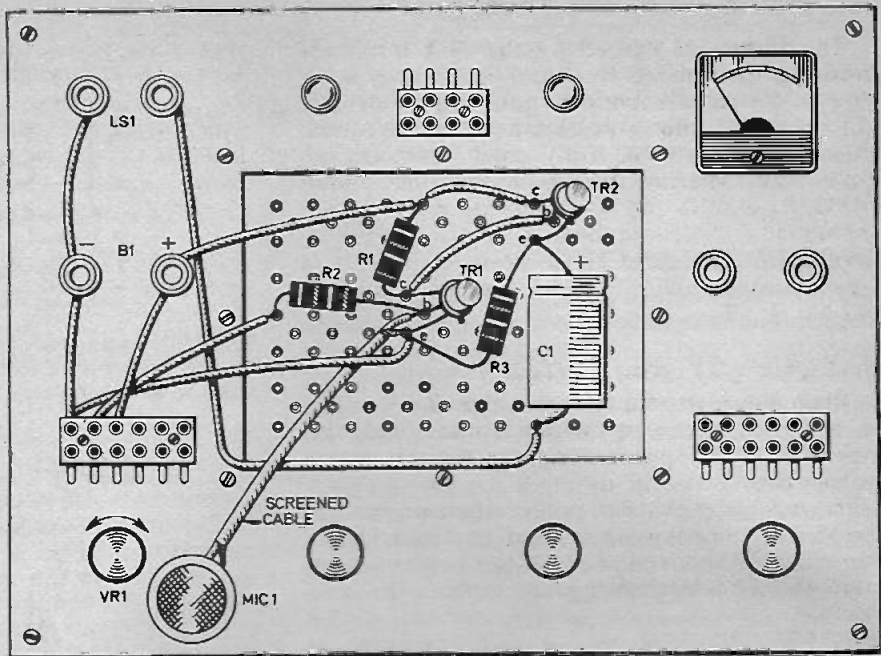
A voltage causing a low current to flow through a high resistor in the base circuit causes a similar voltage to appear across a much lower resistor, hence the current must be much higher. We can work out what the maximum current we can control in the emitter circuit will be by simply multiplying the available base current by h_{FE} .

TWO-STAGE AMPLIFIER

Instead of connecting the base of TR2 to the wiper of a potentiometer through a resistor, we will connect it straight to the collector of TR1, see Fig. 5. All the voltage measurements we saw before will appear at the emitter of TR2 apart

Fig. 5(a) (below). Complete microphone amplifier giving a reasonable output into a 35 ohm loudspeaker. The effect of excessive or insufficient bias current can be experienced by adjusting VR1.

Fig. 5(b) (right). The microphone amplifier of Fig. 5(a) wired up on the Demo Deck.



from a 600mV constant drop, but the currents flowing will be considerably higher.

A small proportion of the current flowing through R1 is sufficient to provide the base current for TR2 without affecting the collector levels of TR1 too much.

Wire up the circuit of Fig. 5a on the Demo Deck (Fig. 5b). The 35 ohm loudspeaker of the Demo Deck is connected through a 500μF capacitor. The potential at the emitter will be about +3.9V (caused by the quiescent potential at the collector of TR1).

In the absence of signal from the microphone no d.c. will flow through the capacitor and loudspeaker, but if we speak into the microphone the fluctuations in emitter current will pass through the capacitor into the coil of the loudspeaker and produce quite a reasonable audio output.


The capacitor presents very low impedance to the path of a.c. and the small a.c. currents (compared with the quiescent current) are fed directly to the loudspeaker with only a small proportion being shunted by R3.

You will probably find that the circuit is so sensitive that you will encounter acoustic feed-


back. This shows itself in the form of a "howl." It is caused by the sound from the speaker being picked up by the microphone, being re-amplified and fed back to the speaker—only to repeat the same cycle over and over again. The best way to prevent this is to separate the microphone and the loudspeaker by a reasonable distance.

VARYING THE BIAS

Remember the bias is still set by VR1 right at the front end. Try varying the bias in both extremes. By reducing the bias current to zero, you will find that the gain of the system reduces to zero; by increasing it you will notice, first of all, distortion which gets worse and worse until there is again virtually no output.



Photograph of the microphone amplifier connected up on the Demo Deck.



CAPACITANCE

THE value of many fixed capacitors is merely printed on the side of the body, and this can be rubbed off by contact with fingers, or when components are stored loose in a tray.

Unmarked variables and trimmers can also be quite difficult to identify on occasions.

Anonymous capacitors can be reclaimed with the aid of a capacitance bridge—if one is available—but this will entail time consuming dial adjustments. It would obviously be much easier to use a direct reading instrument, similar to an ohmmeter, to measure capacitance.

Notable features of the meter described here are good coverage of picofarad values and a simple circuit based on two transistors. Capacitance from 100 picofarad—1 microfarad full-scale is covered by five switched ranges, plus an additional times three multiplier.

Accuracy depends on the tolerance of components used for meter construction, and on

available calibration standards, but it is possible to achieve ± 2 per cent on individually calibrated ranges if a ± 1 per cent meter movement is used.

BASIC CIRCUIT

An electronic switch and an a.c. reading meter form the basic circuit of the Capacitance Meter (see Fig. 1).

With the switch operating at a fixed frequency from a battery of stable voltage, the average current passed by the unknown capacitor is proportional to its value, and widely differing values can be accommodated if the electronic switch is made to function at selected frequencies.

Maximum attainable switching frequency and stray capacitance due to wiring, etc., places a limit on the smallest value that can be measured, in this case about 3 picofarad.

At the other extreme, meter pointer vibration at the lowest switching frequencies encountered

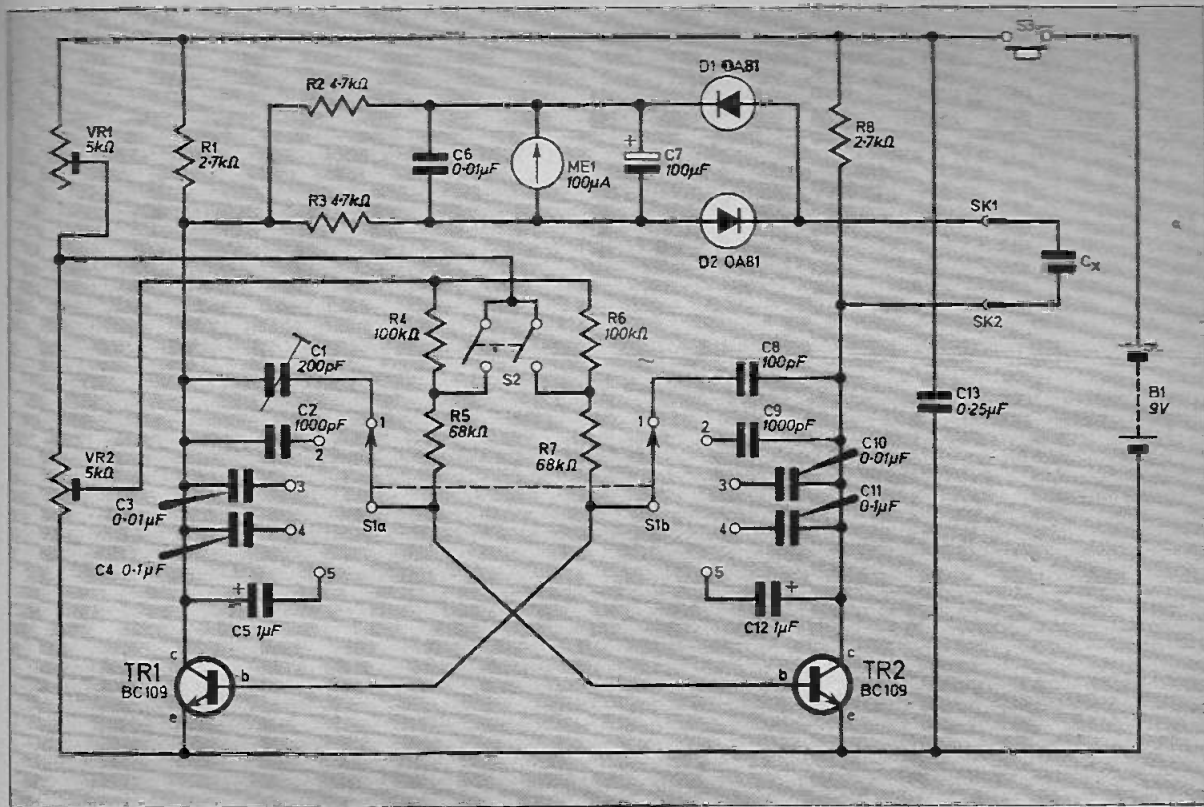


Fig. 2. The complete circuit diagram of the Capacitance Meter.

METER

A direct reading capacitance meter for non-polarised low value capacitors.

by D. Bollen

Approximate cost of components
£5.50 plus case

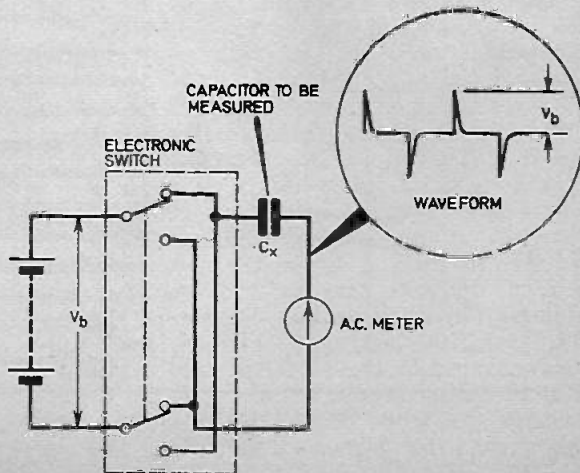
will restrict the largest measurable value to 3 microfarad.

MULTIVIBRATOR SWITCH

The electronic switch used in the Capacitance Meter is an astable multivibrator. Looking at the complete circuit, Fig. 2, the multivibrator switching frequency is determined by switch

Everyday Electronics, September 1972

Fig. 1. The basic circuit of the Capacitance Meter.



CAPACITANCE METER

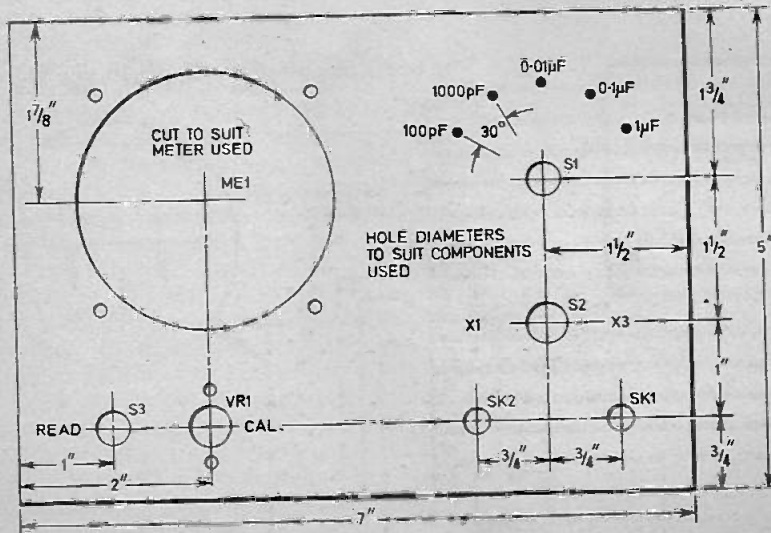
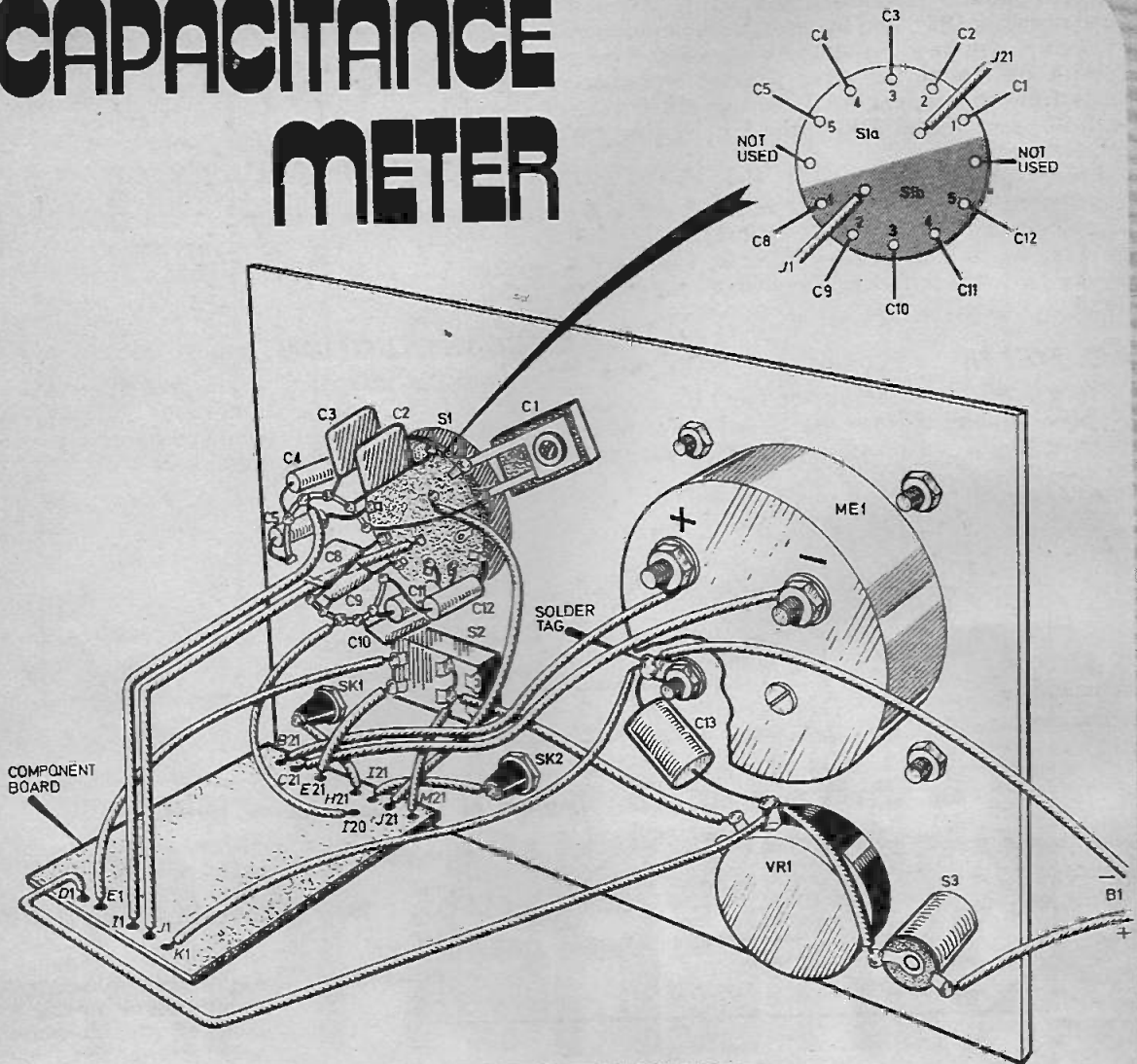


Fig. 3. The complete wiring diagram of the Capacitance Meter. Everything is connected to the back of the front panel.

Fig. 4. Suggested dimensions for the front panel, made from Paxolin, Formica or Perspex.

selected pairs of capacitors (S1a, S1b), switched base resistors (S2), and by an adjustable voltage applied to the base resistors (VR1, VR2).

With S2 closed, S1 gives decadal frequency steps from approximately 10Hz to 100kHz, and with S2 open 3Hz to 30kHz, the latter being the times three ranges.

Preset potentiometer VR1 provides a fine adjustment of frequency for both S2 settings, and thus acts as an overall calibration control to cater for falling battery voltage, while VR2 serves only for initial calibration of the times three multiplier.

A.C. METER

The a.c. reading meter, made from R2, R3, C6, C7, MEI, D1, and D2 (see Fig. 2) is connected in series with the unknown capacitor C_x between the collectors of TR1 and TR2.

Because of the steep sided exponential waveform fed by C_x to the rectifier diodes D1 and D2, and a multivibrator output of more than 15V peak to peak, errors due to diode non-linearity are small. Tests with a large ± 1 per cent meter showed a non-linearity of less than 0.5 per cent over 98 per cent of the scale.

Battery drain of the circuit is only 5mA, and the push to read button S3 will ensure that the meter is not accidentally left on after use, so battery life will be almost as good as shelf-life.

CONSTRUCTION

Fig. 3 gives drilling details and dimensions of a 7in x 5in s.r.b.p., Formica or Perspex front panel. A metal panel is avoided because it would tend to increase stray capacitance on the 0-100 picofarad range.


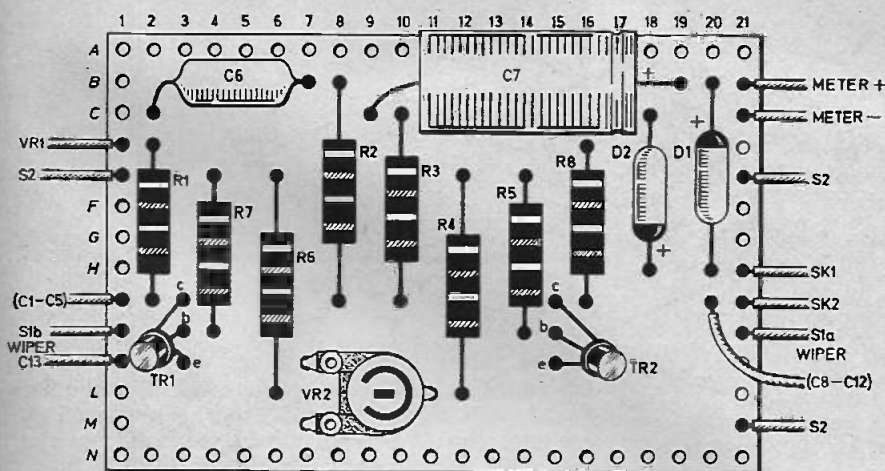




Fig. 5. The layout of the components on the top side of the Veroboard with flying lead connections. Below is shown the regions of copper strip to be removed from the underside.



After lettering the front panel, mount VR1, S2, S3, ME1, SK1, and SK2, as shown in the general wiring and layout diagram shown in Fig. 4.

Switch S1 should be pre-assembled with capacitors C1-C5 and C8-C12 before mounting on the panel.

Next, solder the components to a 2.1in x 1.4in piece of 0.1in matrix Veroboard, as shown in Fig. 5. The Veroboard cut-outs at positions H17, G17, 18, 19, 20 and 21, have been made to minimise stray capacitance between the copper strips.



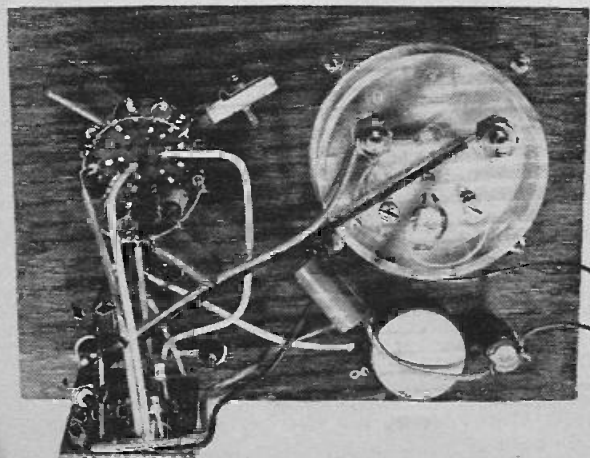
Photograph of the top side of the Veroboard with all components in position.

The transistors and diodes should be the last components to be soldered in position and a heat shunt must be used on the leads when soldering, otherwise permanent damage may be done to these components.

Attach lengths of 22 s.w.g. tinned copper wire to the ends of the panel to form leads.

When the circuit panel is complete, offer it up to the front panel as close as possible to SK1 and SK2, and then cut the leads, insulate with sleeving, and solder the 22 s.w.g. leads to the front panel components.

The wiring on the back of the front panel of the prototype.




When this wiring is completed it will be found that the circuit panel is held quite firmly and will need no additional support.

Complete the wiring by interconnecting the front panel components, not forgetting C13.

CALIBRATION

To check that the instrument is working on all ranges, temporarily connect a 33 kilohm resistor in series with a capacitor of about 0.5 microfarad between SK1 and SK2, and press S3. A meter reading should be obtained at all range settings.



The prototype in use.

Two silver mica capacitors of ± 1 per cent tolerance, a 100 picofarad and a 10,000 picofarad, will serve to calibrate the meter. First connect the 10,000 picofarad standard to SK1 and SK2, set S1 to 0.01 microfarad and S2 to times one, and press S3; adjust VR1 for a full scale reading.

To calibrate the times three range with the same standard capacitor, rotate VR2 on the circuit panel fully clockwise, set S2 to times three, and then adjust VR2 carefully until the meter reads 0.01 microfarad when S3 is pressed.

Return S2 to the times one position and set S1 to 100 picofarad. Place the 100 picofarad standard capacitor across SK1 and SK2 and trim C1 for a full scale reading. Remove the 100 picofarad standard capacitor and observe the residual stray capacitance reading, this should be no more than 3 picofarad.

Now adjust C1 again while measuring the 100 picofarad standard, to make the meter read 100 picofarad plus the stray capacitance, that is, slightly more than full scale.

When using the 100 picofarad range, always deduct the stray capacitance value from the indicated value to obtain the true value.

If it is found that there is excessive pointer vibration with the particular meter movement

used for ME1, on the 3 microfarad range, a capacitor of about 300-500 microfarads can be wired across the meter terminals in series with a switch, to give additional smoothing on this range.

The capacitance meter is only suitable for measuring non-polarised capacitors with a rating of 15V or more. A shorted capacitor will show up as a more than full scale reading on all ranges, while an open circuit component will give no reading at all. □

Components....

Resistors

- R1 2.7k Ω
- R2 4.7k Ω
- R3 4.7k Ω
- R4 100k Ω
- R5 68k Ω
- R6 100k Ω
- R7 68k Ω
- R8 2.7k Ω

All $\frac{1}{2}$ watt $\pm 10\%$ carbon

SEE
**SHOP
TALK**

Potentiometers

- VR1 5k Ω linear carbon, T.V. preset type
- VR2 5k Ω miniature preset, horizontal mounting

Capacitors

- C1 200pF compression trimmer
- C2 1,000pF $\pm 1\%$ silver mica
- C3 10,000pF $\pm 1\%$ silver mica
- C4 0.1 μ F polycarbonate or polyester $\pm 10\%$ or better
- C5 1 μ F polycarbonate, tantalum, or polyester $\pm 10\%$ or better
- C6 0.01 μ F polyester $\pm 20\%$
- C7 100 μ F elect. 15V
- C8 100pF $\pm 1\%$ silver mica
- C9 1,000pF $\pm 1\%$ silver mica
- C10 10,000pF $\pm 1\%$ silver mica
- C11 0.1 μ F polycarbonate or polyester $\pm 10\%$ or better
- C12 1 μ F polycarbonate, tantalum or polyester $\pm 10\%$ or better
- C13 0.25 μ F polyester $\pm 20\%$

Transistors

- TR1, TR2 BC 109 silicon npn (2 off)

Diodes

- D1, D2 OA81

Switches

- S1 Two-pole six-way wafer
- S2 Double-pole changeover toggle
- S3 Single-pole push button

Miscellaneous

- ME1 100 μ A (with 0-3, 0-10 scales) $\pm 2\%$ or better
- B1 9V battery PP3
- 4mm plugs and sockets; 7in x 5in s.r.b.p., Perspex or Formica front panel; 2.1in x 1.4in Veroboard 0.1in matrix; knob; 22 s.w.g. tinned copper wire; two crocodile clips.

Continued from page 591

further advances being made in cable laying methods. This includes a new type of cable laying "engine" designed by the Post Office. The new engine was first used to lay the UK-Spain cable in 1970.

A modified design of the engine will be fitted to the Canadian cable ship and ice breaker *John Cabot* which will be used to bury the Cantat 2 cable and repeaters in the shallow waters of less than 300 fathoms off the Nova Scotia coast to protect the cable from damage by trawlers.

The cable and repeaters are laid through a plough-type device and the *John Cabot* is at present the only ship available powerful enough, because of her other activity as an ice breaker, to pull the plough. Remote TV cameras are fitted to the plough and linked to monitors in a control room on board. More TV monitors and indicators showing cable tensions and ground speed of the plough are also mounted on the ship's bridge.

The plough is capable of cutting a furrow in the sea floor allowing the cable to be buried to a depth of up to 26 inches. The other ship which will be engaged in laying 95 per cent of the cable is the Cable and Wireless ship, *Mercury*, which is also to be fitted with a linear laying engine.

After all the work of the electronic experts in developing today's trans-ocean cables and the use of the latest scientific navigation and monitoring devices nature must still be accounted for. Storms are still a hazard to the cable ships. Photographs taken from the bridge of a Post Office cable ship are used by the Meteorological Office as a standard reference to illustrate sea conditions in a hurricane. □

ADDENDUM

Since this article was written the Post Office's Research Department at Dollis Hill has received the Queen's Award for Industry, given for "Technological Innovation" in the development and production of high quality transistors for use in undersea telephone cables.



Cable Ship *Alert* lying to final splice at Kennack Sands, Cornwall during the laying of a U.K.—Spain cable.



A NUMBER of readers have written to us regarding the supply and use of Veroboard, since we feel that there may be a great number of readers who are not fully aware of the types, we will try and clarify the situation.

Firstly, there are three fairly common types and we use the following terms to describe them; Veroboard—by this single name we mean perforated board with lines of copper on one side only, this is probably the most common and the one we usually use; plain Veroboard—this is perforated board with no copper strips on it; double sided Veroboard—perforated board with copper strips on both sides, we have never yet used this type of board and it is doubtful if we ever will, as it is not necessary for the type of projects we describe.

We usually use 0.15 inch matrix, this means that the rows of holes are 0.15 inches apart, there are other sizes (0.1 inch and 0.2 inch) so make sure you get the right one.

Infra-Red Burglar Alarm

The main buying problems for the Burglar Alarm are more likely to concern the non electronic parts, in particular the infra-red screen and the two eye glass magnifiers. The screen should be obtainable from most large photographic suppliers but in case of difficulty some alternatives have been given in the text.

The two lenses used do not have to be exactly the same as those shown on the prototype but

they do give a neat finish to the unit. You should be able to obtain them from some watchmenders but you may have to hunt around.

Alarm requirements will decide if RLA 1 is to be used, the main point when buying this is that the contacts can switch the load applied by the alarm.

If you have an old OC 71 you could try scraping the black paint off it to use it as TR1 (OC 71). The old types were filled with an almost clear jelly-like substance which allows light to get at the junction inside—newer ones use an opaque substance which does not allow enough light to pass.

Capacitance Meter

When buying for the *Capacitance Meter* you must make sure that the capacitors you get are the correct type and that the tolerances are within those specified. You will probably have to pay a little more for the better tolerance but the resultant accuracy of the meter is worth the extra.

A two-pole six-way wafer switch has been used in the prototype although only five ways are used, this is because the six way type is easier to obtain.

Once again with this project the meter will be the most expensive part, but it is worth buying a fairly good one for the sake of accuracy. You should be able to buy one marked with 0.10 and 0.3 scales.

It is of course, possible to recalibrate your own meter, using Letraset, if you carefully dismantle the case and remove the scale.

LW/MW Radio Tuner

There should be no buying problems for the Radio Tuner, the only items that could possibly cause trouble are the two coils. If you cannot get them in your area write to one of the larger London based suppliers—most of them are able to supply.

New Products

Having written about the Linear 505 amplifier last month, and complained about the poor specification quoted, we then received news of another new amplifier from Linear—the 606! Linear say that the 606 is believed to be the lowest priced stereo ampli-


fier, designed for a magnetic cartridge, to ever become available through the normal wholesale—retail channels. The recommended retail price is £22.50.

The specifications quoted are rather better than for the 505: output, 6W music power into 15Ω (that's about 3W continuous r.m.s. [our estimate]); input sensitivity, 3.5mV magnetic, 35mV ceramic, 100mV tape and 400mV tuner; total harmonic distortion 0.1 per cent at 1 watt; frequency response range (whatever that means) 20Hz to 65kHz.

We said the specifications quoted are rather better, by this we mean the way they are quoted, not the actual figures. Since most of the figures are qualified in some way it is a pity that a proper frequency response figure is not quoted, but at the price, one must not expect the highest quality.

Another new product this month is the Mod-3 case from West Hyde Developments Ltd, Ryefield Crescent, Northwood Hills, Middx. HA6 1NN. West Hyde have long provided a professionally finished case (the Mod-2) and they have now introduced this new case design.

Mod-3 cases are provided in a variety of sizes, the smallest being 7×3×5¹/₄ inches deep and the largest 11×6×5¹/₄ inches deep, they are finished in blue and grey p.v.c. covered metal (outside blue, panels grey) and cost from £2.25 to £4.25.



Bi-Pre-Pak Ltd.

Due to a printer's error in our August issue an incorrect price was quoted for the Complete Telephone as offered for sale by the above company. The correct price should have read 95p. We offer our apologies to Bi-Pre-Pak Ltd., and to any readers who may have been inconvenienced by this error.

**FOR
RAPID
SERVICE**

GARLAND BROS. LTD.

DEPTFORD BROADWAY, LONDON, SE8 4QN

TRANSFORMERS

all with 0-250 Volt primaries
Miniature
 MM6 6V, 500mA + 6V, 500mA
 MM12 12V, 250mA + 12V, 250mA
 MM20 20V, 150mA + 20V, 150mA
 £1-29 plus 13p p. & p.
L.T.
 LT1 6-3V, 1.5A-75p plus 18p p. & p.
 LT2 6-3V, 3A-80p plus 26p p. & p.
 LT3 12V, 1.5A-80p plus 26p p. & p.
 LT4 12V, 3A-£1-32 plus 30p p. & p.
 LT5 9-0-9V, 0.5A-75p plus 18p p. & p.
 LT6 12-0-12V, 1A-95p plus 26p p. & p.
 LT7 30-0-30V, 1A-£1-87 plus 30p p. & p.

Multi-tapped
 MT30/2 0-12-15-20-24-30V, 2A-£1-95 plus 30p p. & p.
 MT60/1 0-5-20-30-40-60V, 1A-£1-97 plus 30p p. & p.
 MT60/2 0-5-20-30-40-60V, 2A-£2-90 plus 34p p. & p.

Charger
 CT/01 1A-£1 plus 26p p. & p.
 CT/02 2A-£1-25 plus 30p p. & p.
 CT/03 4A-£1-50 plus 30p p. & p.
Secondaries—0-5-11-17V.

Auto-transformers
 AT30 30V-£1-18 plus 30p p. & p.
 AT75 75V-£1-85 plus 30p p. & p.
 AT150 150V-£2-55 plus 34p p. & p.
 AT300 300V-£4-75 plus 42p p. & p.
 AT1000 1000V-£8-90 plus 52p p. & p.
 All shrouded with terminal blocks.
 AT30 0-110-240V. All others 0-110-200-220-240V.
Speaker isolating transformer
 1:1 ratio for 3-15V, 2W-86p plus 13p p. & p.
Speaker matching transformer
 Tapped 3, 8, 16V. Will match almost any speakers to an amplifier, 15W max.—90p plus 20p p. & p.

ALUMINIUM BOXES

with lids and screws

Type	L	W	D	Price p. & p.
GB7	5 1/2	2 1/2	1 1/2	38p 15p
GB8	4	4	1 1/2	38p 15p
GB9	4	4	2 1/2	38p 13p
GB10	5 1/2	4	1 1/2	44p 18p
GB11	4	2 1/2	2	38p 13p
GB12	3	2	1	38p 13p
GB13	6	4	2	52p 18p
GB14	7	5	2 1/2	81p 26p
GB15	8	6	3	81p 26p
GB16	10	7	3	92p 26p

* These sizes fit standard veroboards.

EQUIPMENT CASES

with sloping front panel

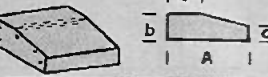
Type	M	W	D	Price p. & p.
SE1	2 1/2	5 1/2	2 1/2	45p 12p
SE2	2	7 1/2	3 1/2	60p 16p
SE3	2	9 1/2	4 1/2	75p 19p

Plain aluminium.
 Stove-enamelled silver-grey hammer finished, 20p extra.

CONSOLE CASES

in plain aluminium, ideal for mixers, instruments, etc.

Type	W	A	B	C	D	Price p. & p.
GB20	8	9	3 1/2	3	3	£1-42 30p
GB21	10	9	3 1/2	3	3	£1-58 30p
GB22	12	9	3 1/2	3	3	£1-72 30p



VEROBOARD

Size	matrix	matrix
2 1/2" x 3 1/2"	22p	16p
2 1/2" x 5"	24p	25p
3 1/2" x 3 1/2"	24p	25p
3 1/2" x 5"	27p	29p
1 7/8" x 2 1/2"	75p	87p
1 7/8" x 3 1/2"	£1	75p

Pins—either size; packet of 36, 18p

ELECTROLYTICS

1µF	450V	19p	1,000µF	25V	27p
2µF	500V	20p	1,000µF	50V	39p
4µF	350V	14p	2,000µF	25V	36p
8µF	450V	16p	2,000µF	50V	53p
16µF	450V	17p	2,500µF	25V	45p
25µF	25V	7p	2,500µF	50V	60p
25µF	50V	6p	3,000µF	25V	48p
32µF	450V	24p	5,000µF	25V	55p
50µF	50V	10p	5,000µF	50V	98p
100µF	25V	10p	8-8µF	450V	18p
100µF	50V	10p	8-16µF	450V	20p
250µF	25V	12p	16-16µF	450V	27p
250µF	50V	17p	16-32µF	450V	63p
500µF	25V	18p	32-32µF	450V	49p
500µF	50V	25p	50-50µF	350V	18p

MINIATURE ELECTROLYTICS

1µF	63V	6p	10µF	64V	7p
2-2µF	63V	6p	16µF	40V	7p
4µF	40V	7p	30µF	15V	7p
4-7µF	63V	6p	47µF	16V	7p
8µF	15V	7p	47µF	25V	6p
8µF	40V	7p	68µF	16V	6p
10µF	25V	6p	100µF	10V	6p

ENTIRE MULLARD 015 016 017 RANGE ALSO STOCKED

CASSETTE OWNERS!

For Philips and similar cassette recorders.
 PU12 Power unit for connection to 12V + or - E car electrical systems, giving 75V, stabilised **£3-25**
 PU14 As above but switched for 6V, 7.5V or 9V output, **£5-10**
 PP75 Main power supply, output 75V d.c. **£1-95**
 All units are complete with cable and plug.

VARIABLE POWER SUPPLY

Input: 240V, a.c.
 Output: Switched 3, 4.5, 6, 7.5, 9, 12 volts d.c. at 500mA **£4-20**

BATTERY ELIMINATORS

suitable for transistor radios and similar light current equipment
 PP6 Input 240V a.c. Output 6V d.c.
 PP9 Input 240V a.c. Output 9V d.c.
 Price £1-50 plus 12p p. & p.

NEW ILLUSTRATED 1972-73 CATALOGUE Post Free 15p

CONTROLS, Log. or Lin.

Single, less switch, 15p
 Single, D.P. switch, 24p
 Tandem, less switch, 40p
 5kΩ, 10kΩ, 25kΩ, 50kΩ, 100kΩ, 250kΩ, 500kΩ, 1MΩ, 2MΩ

SLIDER CONTROLS, 87mm.

complete with knobs.
 Single, 44p; Tandem, 55p. 10kΩ, 25kΩ, 50kΩ, 100kΩ, log. or lin.

RESISTORS

Carbon
 All 5%, high-stability, E12 values. 1/4W, 1p; 1/2W, 15p; 1W, 4p; 2W, 6p
 Wire-wound
 5W, 10p; 10W, 12p

LOUDSPEAKERS

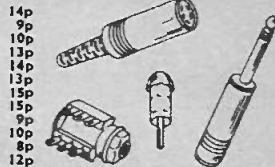
7in x 4in, 3Ω-£1-12, 8Ω-£1-12, 15Ω-£1-40.
 8in x 5in, 3Ω-£1-85, 8Ω-£1-77, 15Ω-£1-70.
 10in x 6in, 3Ω-£2-32, 8Ω-£2-32, 15Ω-£2-32.
 8in round, 3Ω-£2-10, 8Ω-£2-50, 15Ω-£2-10.
 Adastral "Hi-Ten", 10in, 10W, 8 or 15Ω-£3-40. Please add 20p p. & p. to all speakers.

BONDED ACRYLIC FIBRE

B.A.F. wadding, 18in wide, 1 1/2in thick. The ideal lining for speaker enclosures. 25p per yard.

PLUGS

Car aerial
 Co-axial
 D.I.N. 2 pin (speaker)
 D.I.N. 3 pin
 D.I.N. 4 pin
 D.I.N. 5 pin, 180°
 D.I.N. 5 pin, 240°
 D.I.N. 6 pin
 Jack, 2 1/2mm unscreened
 Jack, 2 1/2mm screened
 Jack, 3 1/2mm unscreened
 Jack, 3 1/2mm screened
 Jack, 3 1/2mm unscreened
 Jack, 3 1/2mm screened
 Jack, stereo, unscreened
 Jack, stereo, screened
 Photo, plastic top
 Photo, plated metal
 Photo, fitted 4 ft lead
 Wander, red or black
 Banana 4mm, red or black



SOCKETS

Car aerial
 Co-axial, surface
 Co-axial, flush
 D.I.N. 2 pin (speaker)
 D.I.N. 3 pin
 D.I.N. 5 pin, 180°
 D.I.N. 5 pin, 240°
 Jack, 2 1/2mm
 Jack, 3 1/2mm
 Jack, 3 1/2mm unscreened
 Jack, 3 1/2mm screened
 Jack, stereo, switched
 D.I.N. 3 pin
 D.I.N. 5 pin, 180°
 D.I.N. 5 pin, 240°
 Jack, 2 1/2mm
 Jack, 3 1/2mm
 Jack, 3 1/2mm unscreened
 Jack, 3 1/2mm screened
 Jack, stereo, switched
 Photo, single
 Photo, 2 on a strip
 Photo, 3 on a strip
 Photo, 4 on a strip
 Wander, single, red or black
 Wander, twin strip
 Banana 4mm red, or black

CAPACITORS

2-2pF	500V	S/M	7p	0.0027µF	500V	S/M	15p
3-3pF	500V	S/M	7p	0.003µF	500V	cer.	5p
5pF	500V	S/M	7p	0.0033µF	125V	P.S.	6p
10pF	125V	P.S.	5p	0.0033µF	500V	Poly.	6p
10pF	500V	S/M	7p	0.0033µF	1,000V	MDC	6p
15pF	125V	P.S.	5p	0.0036µF	500V	S/M	15p
15pF	500V	cer.	4p	0.0047µF	125V	P.S.	9p
18pF	500V	S/M	7p	0.0047µF	500V	Poly.	6p
22pF	125V	P.S.	5p	0.0047µF	500V	S/M	20p
22pF	500V	S/M	7p	0.0047µF	1,000V	MDC	6p
22pF	500V	S/M	7p	0.005µF	100V	Mylar	3p
25pF	500V	S/M	7p	0.005µF	500V	cer.	5p
27pF	500V	cer.	4p	0.0068µF	125V	P.S.	10p
33pF	125V	P.S.	5p	0.0068µF	500V	S/M	30p
33pF	500V	S/M	7p	0.0068µF	500V	Poly.	6p
39pF	500V	S/M	7p	0.0082µF	125V	P.S.	10p
47pF	125V	P.S.	5p	0.0082µF	500V	S/M	30p
47pF	500V	cer.	5p	0.01µF	18V	Disc	4p
50pF	500V	S/M	7p	0.01µF	125V	P.S.	10p
56pF	500V	S/M	7p	0.01µF	160V	Poly.	4p
68pF	125V	P.S.	5p	0.01µF	250V	M.F.	3p
68pF	500V	S/M	7p	0.01µF	400V	Poly.	3p
75pF	500V	S/M	7p	0.01µF	500V	cer.	5p
82pF	500V	S/M	7p	0.01µF	500V	S/M	30p
100pF	125V	P.S.	5p	0.01µF	600V	MDC	7p
100pF	500V	S/M	7p	0.01µF	1,600V	Poly.	3p
100pF	500V	cer.	5p	0.015µF	400V	Poly.	3p
120pF	500V	S/M	7p	0.015µF	100V	Mylar	3p
150pF	125V	P.S.	5p	0.022µF	18V	Disc	5p
150pF	500V	S/M	7p	0.022µF	250V	M.F.	3p
150pF	500V	S/M	7p	0.022µF	400V	Poly.	3p
180pF	500V	S/M	7p	0.022µF	600V	MDC	7p
200pF	500V	S/M	7p	0.022µF	1,000V	MDC	9p
220pF	125V	P.S.	5p	0.033µF	250V	M.F.	4p
220pF	500V	cer.	5p	0.033µF	400V	Poly.	4p
250pF	500V	S/M	8p	0.047µF	12V	Disc	6p
270pF	500V	cer.	5p	0.047µF	160V	Poly.	3p
300pF	500V	S/M	8p	0.047µF	250V	M.F.	3p
330pF	125V	P.S.	5p	0.047µF	400V	Poly.	4p
330pF	500V	S/M	8p	0.047µF	600V	MDC	8p
390pF	500V	S/M	8p	0.047µF	1,000V	MDC	10p
470pF	125V	P.S.	5p	0.1µF	30V	Disc	6p
470pF	750V	Disc	5p	0.1µF	250V	M.F.	4p
500pF	500V	S/M	8p	0.1µF	400V	Poly.	5p
560pF	500V	S/M	8p	0.1µF	600V	MDC	10p
680pF	125V	P.S.	6p	0.1µF	1,000V	MDC	13p
680pF	500V	S/M	8p	0.15µF	250V	M.F.	5p
820pF	500V	S/M	8p	0.22µF	160V	Poly.	6p
0.001µF	100V	Mylar	8p	0.22µF	250V	M.F.	5p
0.001µF	125V	P.S.	6p	0.22µF	400V	Foil	15p
0.001µF	400V	Poly.	3p	0.22µF	1,000V	MDC	15p
0.001µF	500V	S/M	10p	0.33µF	250V	M.F.	8p
0.001µF	500V	cer.	5p	0.47µF	250V	Foil	8p
0.001µF	1,000V	MDC	6p	0.47µF	400V	Foil	15p
0.0015µF	500V	Poly.	3p	0.47µF	1,000V	MDC	20p
0.0015µF	500V	S/M	10p	1.0µF	250V	M.F.	15p

Note:

S/M=silver mica 1% tol.
 P.S.=polystyrene 2 1/2% tol.
 MDC=airc. rating=300V.
 M.F.=Mullard min. foil.
 cer.=ceramic.

MAIL ORDERS: Some items have a post and packing charge shown against them. Where p. & p. is not shown the charge is 12p for any selection. When both classes of goods are ordered the charge is 12p plus any p. & p. charges shown. (Overseas extra.) Telephone 01-692 4412

TECHNICAL TRAINING

in radio television and electronics

Whether you are a newcomer to radio and electronics, or are engaged in the industry and wish to prepare for a recognized examination, ICS can further your technical knowledge and provide the specialized training so essential to success. ICS have helped thousands of ambitious men to move up into higher paid jobs—they can help you too! Why not fill in the coupon below and find out how?

Many diploma and examination courses available, including expert coaching for:

- C. & G. Telecommunication Techns. Certs.
 - Radio Amateurs' Examination
 - General Radiocommunications Certificate.
 - C. & G. Radio Servicing Theory.
 - General Certificate of Education, etc.
- Now available, Colour T.V. Servicing

Examination Students coached until successful

NEW SELF-BUILD RADIO COURSES

Learn as you build. You can learn both the theory and practice of valve and transistor circuits, and servicing work while building your own 5-valve receiver, transistor portable, and high-grade test instruments, all under expert tuition. Transistor Portable available as separate course.

POST THIS COUPON TODAY

for full details of ICS courses in Radio, T.V. and Electronics

ICS INTERNATIONAL CORRESPONDENCE SCHOOLS

Dept. No. RA26, Intertext House, Stewarts Road, London, SW8 4UJ

Please send me the ICS prospectus—free and without obligation.

(state Subject or Exam.).....

NAME..... AGE.....
(Block Capitals Please)

ADDRESS

2/72

Member of the ABCC

Accredited by the CACC

INTERNATIONAL CORRESPONDENCE SCHOOLS

DISCOUNTS UP TO

60%*

ON BRANDED GOODS

ALL BRAND NEW
in manufacturer's sealed cartons.
GUARANTEED 12 MONTHS.

SPECIAL OFFER £17.75

Garrard SP25 Mk. III
Goldring C800
Teak plinth and tinted cover. All leads supplied.
Please add £1.25 for P. & P.

TUNERTABLES

Please add 75p for P. & P.

Garrard SP25 Mk. III	£9.45
Garrard AP76	£12.65
Garrard SL65B	£26.50
Garrard 401	£38.75
Garrard Zero 100 (Auto)	£36.55
Garrard Zero 100 (Single)	£23.50
Garrard SL72B	£25.50
Garrard SL75B	£24.25
Garrard SL95B	£9.45
BSR MP60	£21.75
Goldring GL72	£27.95
Goldring GL72/P	£25.75
Goldring GL75	£27.95
Goldring GL75/P	£27.95
Goldring 101/PC	£27.95
Wharfedale Linton & cart.	£57.00
Thorens TD125	£88.00
Thorens TD125AB	£26.00
Thorens TD150 Mk. II	£33.50

AMPLIFIERS

Please add 75p P. & P.

Amstrad 8000 Mk. II	£16.25
Amstrad IC2000	£27.45
Amstrad Integra 400	£21.95
Amstrad 521 (Teak cased)	£43.95
Alpha Highgate 212	£25.00
Alpha Highgate FA300	£27.95
Alpha Highgate FA400	£31.95
Leak Delta 30	£47.65
Leak Delta 70	£55.95
Metrosound ST20E	£24.45
Metrosound ST60	£45.95
Pioneer SA600	£58.00
Pioneer SA700	£66.50
Pioneer SA800	£73.95
Pioneer SA900	£92.00
Pioneer SA1000	£94.00
Rogers R/brook (Chassis)	£35.00
Rogers R/brook (Cased)	£37.00
Rogers R/bourne (Chassis)	£41.95
Rogers R/bourne (Cased)	£47.50
Sinclair PRO60 2 x Z30/PZ5	£14.95
Sinclair PRO60 2 x Z30/PZ6	£17.00
Sinclair PRO60 2 x Z50/PZ8/Trans	£21.50
Sinclair AFU (Filter Unit)	£4.40
Sinclair 605	£18.50
Sinclair 2000 Mk. II	£21.50
Sinclair 3000 Mk. II	£29.50
Wharfedale Linton	£37.50
Goodmans Max Amp	£37.95
Teleton SAQ206B	£20.50
Teleton SAQ306	£24.50
Rotel RA 210	£24.50
Rotel RA 310	£31.00
Rotel RA 610	£48.50

TUNERS

Please add 75p P. & P.

Amstrad Multiplex 3000	£27.95
Armstrong 523	£30.50
Armstrong 524	£30.95
Rogers Ravensbrook FET4 (Chassis)	£31.00
Rogers Ravensbrook FET4 (Cased)	£35.00
Rogers Ravensbourne FET4 (Chassis)	£43.00
Rogers Ravensbourne FET4 (Cased)	£48.00
Sinclair PRO60 (Module)	£17.95
Sinclair 2000/3000 Tuner	£32.75
Philips RH690	£33.00
Leak Delta FH (Cased)	£34.75
Leak Delta AM/FM (Cased)	£64.50
Alpha Highgate FT 150	£34.95

TUNER/AMPLIFIERS

Please add 75p for P. & P.


Alpha Highgate 150	£44.25
Armstrong 525 (Teak cased)	£67.95
Armstrong 526 AM/FM (Teak cased)	£77.75
Leak Delta 75	£126.95
Philips RH781	£47.50
Philips RH702	£39.95
Teleton 2100	£99.50
Goodmans One Ten	£78.50
Rogers R/brook (Teak)	£72.75
Rogers R/brook (Chassis)	£66.00
Alpha FR 3000	

SPEAKERS

Please add £1.25 P. & P. per pair

Amstrad I38	£15.95
Wharfedale Denton 2	£28.40
Wharfedale Linton 2	£35.95
Wharfedale Melton 2	£47.45
Wharfedale Dovedale 3	£60.95
Celestion Ditton 120	£39.50
Celestion Ditton 15	£53.50
Celestion Ditton 25	£87.00
Goodmans Double Maxim	£48.25
Goodmans Mezzo 3	£44.95
Goodmans Magister	£74.00
Sinclair Q16	£12.50

£3.20*



Plus 35p p. & p. Finished in teak veneer with tinted dust cover fully assembled. For Garrard SP25; 2025TC; 3000; AT60; 2000; 2500; 3500; 5100; 1025; SL65B; Also for BSR McDonald MP60 and others. For AP76; AP75; SL72B; SL75; SL95B; £4.20 plus 55p P. & P. Also finished in walnut to match Japanese equipment—at no extra.

CARTRIDGES

Please add 10p for P. & P.

Goldring G850	£3.39
Goldring G800	£5.90
Goldring G800E	£6.95
Goldring G800 Super E	£14.50
Shure M3D	£3.95
Shure M44E	£5.65
Shure M5SE	£5.85
Shure M7SE Type 2	£10.35
Sonotone 9TAHC	£1.55



All prices correct at time of press E. & O.E.

GLOBAL AUDIO DISCOUNT WAREHOUSES

Dept. (PE10) 74 Pentonville Road, London, N1. Telephone 01-278 1769
Or: 4 High View Parade, Redbridge Lane East, Woodford Avenue, Ilford, Essex. Tel: 01-550 1086.

Open Monday to Saturday 9.30 a.m. to 6 p.m. LATE NIGHT FRIDAY 7 p.m.

MAIL ORDERS: Order with confidence. Send Postal Order, Cheque, Money Order, Bank Draft, Giro or Cash by Registered Mail. CALLERS: Please note that cheques can only be accepted together with cheque cards (not Barclay Card).


2 minutes from KING'S CROSS, EUSTON & ST PANCRAS on main road leading to the East and West Country

Everyday Electronics, September 1972

THEY MADE THEIR MARK

No.5 Watt

By J. E. Gregory



Photograph: Science Museum, London.

WE come now to our first British pioneer, but as he was not a physicist nor engaged in proving any electrical theory he may be termed "a stranger in our midst". James Watt inventor extraordinary; the man after whom the unit of electronic power is named (see Table 1).

The year is 1755; the place Greenock on the Clyde. Nineteen-year-old James Watt said goodbye to his family and set off for London, the hard way, by horseback to look for work. His father a small merchant had lost his trade and fortune through bad speculation. Because of this and ill health, Watt had been unable to go to school regularly and was therefore largely self taught.

Arriving in London some twelve days later, the young James obtained employment at the instrument works of John Morgan. After twelve months he returned home but was forbidden by the Glasgow City Guild to start a business as an instrument maker because he had not served a full apprenticeship.

NEWCOMEN'S ENGINE

Watt obtained work with the college of Glasgow in a model making and repair shop. The college asked him to repair their model of Newcomen's engine which had been invented some sixty years earlier and had since been used to pump water out of coal mines.

Having got the model working Watt was amazed to find the great consumption of steam; he reasoned that he could produce a better version. In 1765 he made a large scale engine, which was erected at Kinneil near Linlithgow. This gave Watt the opportunity to go into the construction in more detail.

Table 1: WATT (W)

The watt might be termed the "horse-power" unit of electronics, in fact 746 watts are equal to 1 h.p. The power needed to maintain a current of one ampere through a conductor, and a potential of one volt across its ends is equal to one watt.

The unit was first proposed by C. W. Siemens in his presidential address to the British Association in 1889.

Large scale trials and patent fees took what little money he had, and Watt was forced to agree to Dr. John Roebuck founder of the Carron Ironworks, taking two thirds of any profits from the invention in return for bearing costs, but the two partners did not get on well together and after a few years of uneasy collaboration they parted. Once again shortage of money prevented Watt from bringing his invention before the public.

BOULTON AND WATT

In 1768 Watt met Matthew Boulton, a man of considerable vision who could see that steam engines need not be confined to pumping machines and that they had a great future. Boulton, a Birmingham manufacturer, was owner of one of the most modern engineering works in Great Britain. He agreed to take Roebuck's share in the invention and a new and famous partnership


was born. Then in 1769, Watt obtained his first patent, his machine produced more power for its size than Newcomen's and used less fuel but was still only usable as a steam pump.

In 1781 he patented his second engine which converted the reciprocating motion of the piston rod into a rotary motion and "drove a wheel round". This opened up new frontiers and was the start of the real steam age; it set Britain on the road as a great manufacturing power.

The Watt family built Heathfield Hall, a mansion on Handsworth Heath, Staffs, on a forty acre site. Although by now wealthy and famous, Watt worked constantly in his garret workshop. His restless brain invented a sculpture copying machine, a machine for drawing in perspective, and a press for copying manuscripts.

Watt died at Heathfield on August 19, 1819.

James Watt, garret workshop



Photograph: Crown copyright Science Museum, London.



Readers Letters

none not giving the correct range of beats per minute is almost certainly that the capacitors are too high in value. This is quite common as electrolytic capacitors have very poor tolerances, e.g. -20% to +100% of the nominal value. We suggest that you reduce the value of C2.

Soldering Irons

Could you please help me in buying a soldering iron? I am a beginner to electronics and before the end of the year the firm I work for will be going over to electronic calculators from mechanical types.

I have managed to get all the issues of EVERYDAY ELECTRONICS to date in order to get myself used to electronics; I have a *Demo Deck* and plan to try some of your projects, but I can't make my mind up which would be the best soldering iron for the projects in your books and for future use on other projects.

Could you please explain the connection between the iron's leakage current to the electronic components, and the damage that can occur.

Finally, the bits for the iron are available "nickel plated," "Ferracalad" and "Triple coated," which do you use for what job?

I would like to thank you on behalf of us beginners for bringing out a magazine which we can understand. I only hope that you don't take too much notice of some of the letters that you have published from people who want you to turn into the same type of magazine as all the others, leaving us beginners once again on the outside.

There is always a new generation of beginners coming along who need a magazine like this as a stepping stone before going to the more experienced magazines with all the technical jargon.

G. Hayes,
Hackney, London.

Provided you are soldering to a circuit that is not connected to a supply or to earth no damage can result from iron leakage. When the circuit is live and part of it is earthed or connected, via a transformer to the mains supply a low leakage iron should be used to avoid possible damage to semi-conductors.

The more expensive coated bits are made to last longer—they are designed not to corrode as much as a normal copper bit. Coated bits are generally used on assembly lines but they are good if you tend to leave the iron

Knotted

A serious error was made by somebody when he knotted the mains input cable, illustrated twice (on Pages 530 and 531) in the article on the *Drill Speed Controller*.

This can be very dangerous and is specifically outlawed by the Institute of Electrical Engineers in their published regulations.

If a cable is rapidly bent from a straight to a highly twisted configuration, as often occurs when an item is knotted and the knot pulled tight rapidly, the core material may suffer from local fatigue causing cracking of the material. This occurs very readily with copper core, but less so with the more resistant steel ones. The cracking acts as a resistance to the current flowing through the appliances, hence local heating occurs. At the 200 watt (0.9amps) being drawn by a domestic drill this heating may be only a few degrees, but if the same knotted lead were used to feed say a three kilowatt fan heater the temperature may rise 100 degrees above ambient temperature, melting the cable insulation and possibly doing damage to someone or thing but at least blowing the fuse.

Hence although this may appear to be excusable in this instance I believe that it would be a good idea if a few words of caution were published in a future edition of your publication to "head off" anybody gaining the general impression that this is accepted safe practice which it most certainly is not.

The error, though dangerous, is so common that the writer could be excused it, provided the suggested warning is printed.

K. R. Kinsella,
Aylesbury.

We thank you for pointing out our mistake, we would suggest that readers use one of the plastic cable clamps available, to secure mains leads.

For the *Drill Speed Controller* this could be screwed to the base of the MK box.

Radio Amateurs

I write to ask that a brief item be inserted in EVERYDAY ELECTRONICS magazine re. the amateur radio course run by Northumberland Education Dept. at Gosforth, very near Newcastle-upon-Tyne.

The course is designed to prepare students for the Radio Amateurs Examination in May/June 1973. It will be run at the Gosforth Evening Institute, Gosforth Secondary School, Regent Avenue, Gosforth, Northumberland, commencing in September 1972.

Designed specifically for the R.A.E. the course is also ideal for anyone wanting to get an insight into radio theory, having just taken up radio or electronics generally as a hobby or professionally.

Held on Tuesday/Wednesday of each week from 7p.m. to 9p.m. candidates may sit the R.A.E. at the school.

Enquiries should be addressed to, The Principle, Gosforth Evening Institute at the above address who will forward a prospectus by return, or further information can be had from myself by telephoning Newcastle-upon-Tyne 668439.

As you will have gathered, I take the class and your co-operation in this matter would be greatly appreciated.

D. R. Loveday,
Newcastle-upon-Tyne.

Too Slow

I have just built the *Electronome* from the circuit as described in the July issue of EVERYDAY ELECTRONICS. I have used all the correct component values, and have checked all wiring. You say that this circuit should give 40-225 beats per minute. I only get 18-100 beats per minute.

Could you please advise me what may have gone wrong.

N. Matheson,
Newcastle-upon-Tyne.

The reason for your Electro-



DRILL CONTROLLER NEW IKW MODEL
Electronically changes speed from approximately 10 revs. to maximum. Full power at all speeds by finger-tip control. Kit includes all parts, case, everything and full instructions. £1.50 plus 13p post and ins. Made up model also available. £2.25 plus 13p post & p.

MAINS OPERATED CONTACTOR
220/240v. 60 cycle solenoid with laminated core so very silent in operation. Closes 4 circuits each rated at 10 amperes. Extremely well made by a German Electrical Company. Overall size 2 1/2 x 2 x 2 1/2. £1.50 each.



NEED A SPECIAL SWITCH?
Double Leaf Contact. Very slight pressure closes both contacts. 8p each, 80p doz. Plastic pushrod suitable for operating. 8p each. 45p doz.

AUTO-ELECTRIC CAR AERIAL
With dashboard control switch—fully extendable to 40in or fully retractable. Suitable for 12V positive or negative earth. Supplied complete with fitting instructions and ready-wired dashboard switch. 25.75 plus 25p post and insurance.



MAINS TRANSISTOR POWER PACK
Designed to operate transistor sets and amplifiers. Adjustable output 6v, 9v, 12 volts for up to 600mA (class B working). Takes the place of any of the following batteries: PPI, PFS, PFA, PPF, PP7, PP9 and others. Kit comprises: mains transformer rectifier, smoothing and load resistors, condensers and instructions. Real snip at only £1. plus 18p postage.

MICRO SWITCH
5 amp. changeover contacts, 8p each. 21 doz. 15 amp. Model 10p each or £1.05 doz.



MINIATURE WAFER SWITCHES
2 pole, 2 way—4 pole, 2 way—3 pole, 3 way—4 pole, 3 way—2 pole, 4 way—2 pole, 6 way—1 pole, 12 way. All at 20p each £1.60 for ten, your assortment.

KITS FOR PREVIOUS PROJECTS
Unless otherwise stated, kits contain electronic parts only. The case and special items can be obtained locally. Also batteries are not included. Kits may be returned for refund if construction has not been started. We reserve the right to substitute components should deliveries be protracted so as to avoid undue delay.

- HOME SENTINEL INTRUDER ALARM £3.75
- SNAP INDICATOR 75p
- WINDSCREEN WIPER CONTROL.....£2.00
- RECORD PLAYER..... £5.50 (amplifier components only)
- DEMO BOX £6.75
- FUZZ BOX £1.85
- PHOTOGRAPHIC COLOUR TEMPERATURE METER £2.65
- ASTRON RADIO £3
- REMOTE TEMPERATURE COMPARATOR £4.25
- ELECTRO LAUGH £2
- RAIN WARNING ALARM £1.80
- WA-WA PEDAL £2.90
- SIGNAL INJECTOR 80p
- SOIL MOISTURE METER £3.00
- SIMPLE CALCULATOR £2.20
- DC POWER SUPPLY £5.00
- BABY ALARM £4.00
- AUDIO TONE GENERATOR £2.60
- METAL LOCATOR £4.00
- LIGHT TO SOUND CONVERTER £1.70
- THRU LENS LIGHTMETER £3.00
- DRILL SPEED CONTROLLER £2.00

BAKELITE INSTRUMENT CASE
Size approx. 6 1/2" x 3 1/2" x 2" deep with brass inserts in four corners and bakelite panel. This is a very strong case suitable to house instruments and special rigs, etc. Price 45p each.



MULLARD I.F. MODULE
This is a fully screened intermediate frequency module for amplification and detection of f.m. signals at 10.7MHz and a.m. signals at 470kHz. The first stage is used as an i.f. amplifier for f.m. and a self-oscillating mixer for a.m. operation, in conjunction with an external oscillator coil. 75p each. 10 for £6.75. 100 for £62.50. With connection dig.



STANDARD WAFER SWITCHES

Standard size 1 1/2" wafer—silver-plated 5-amp contact standard 1/4" spindle 2 1/2" long—with locking washer and nut.

No. of Poles	2 way	3 way	4 way	5 way	6 way	8 way	9 way	10 way	12 way
1 pole	40p	40p	40p	40p	40p	40p	40p	40p	40p
2 poles	40p	40p	40p	40p	40p	40p	40p	40p	40p
3 poles	40p	40p	40p	40p	40p	40p	40p	40p	40p
4 poles	40p	40p	40p	40p	40p	40p	40p	40p	40p
5 poles	48p	40p	70p	70p	70p	70p	70p	70p	70p
6 poles	40p	70p	70p	70p	95p	95p	95p	95p	95p
7 poles	70p	70p	70p	95p	£1.20	£1.20	£1.20	£1.95	£1.95
8 poles	70p	70p	70p	95p	£1.20	£1.20	£1.20	£2.20	£2.20
9 poles	70p	70p	95p	95p	£1.45	£1.45	£1.45	£2.45	£2.45
10 poles	70p	70p	95p	£1.20	£1.45	£1.45	£1.45	£2.70	£2.70
11 poles	70p	95p	95p	£1.20	£1.70	£1.70	£1.70	£2.95	£2.95
12 poles	70p	95p	95p	£1.20	£1.70	£1.70	£1.70	£3.20	£3.20

13 AMP TWIN GANG SOCKETS
Offered at less than wholesale price your opportunity to replace those dangerous adaptors—brown bakelite flush mounting—standard fitting. Unswitched 20p each, separately switched 30p each. Separately switched and with neon on/off indicators 45p each. Less 10% ten or more + 20p postage if order under £5.



THIS MONTH'S SNIP

YOUR TIME is the most precious thing you have. Do you waste it waiting for the soldering iron to heat up? You can be soldering in a few seconds with the E.T.P. Solder Gun which we offer at a specially keen price. It is in fact this month's snip. A well made lightweight unit with flash lamp to illuminate the work. Has 100 watt double insulated mains transformer and is built into a shockproof Thermo-plastic case. Suitable for 240volt, 50 c.p.a. This comes complete with 5 spare tips and is offered at a special snip price £2.25 plus 20p post and insurance.



THERMOSTAT WITH THERMOMETER

Made by Honeywell for normal air temperature 40°-90°F. (6°-32°C). This is a precision instrument with a differential which can be adjusted to better than 1.5°F. A mercury switch breaks on temp. rise—the switch is operated by coiled bi-metal element and an adjustable heater is incorporated for heat anticipation. Elegantly styled and encased in an ivory plastic case with clear plastic windows, thermometer above and switch setting scale below. Size approx. 3 1/2" x 3 1/2" x 1 1/2" deep. Can be mounted on conduit box or directly on wall. Price £1.25 each or 10 for £11.25.




MULLARD AUDIO AMPLIFIER MODULE

Uses 4 transistors, and has an output of 500mW into 8 ohms speakers. Input suitable for crystal mic, or pick-up. 9 volt battery operated. Size 2 1/2" long x 1 1/2" wide x 1 1/2" high. SPECIAL SNIP PRICE 60p each. 20 for £5.40



DISTRIBUTION PANELS

Just what you need for work bench or lab. 4 x 13 amp sockets in metal box to take standard 13 amp fused plugs and on/off switch with neon warning light. Supplied complete with 7 feet of heavy cable. Wired up ready to work. £2.25 plus 25p post. £2.50 with fitted 1 1/2" amp plug; £2.65 with fitted 15 amp plug. plus 25p P. & P.



1 HOUR MINUTE TIMER

Made by Smiths. Complete with control knob and calibrated dial. This month's special bargain at 50p. Useful in the kitchen, office and dark-room etc.

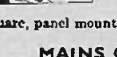


INFRA RED BURGLAR ALARM CAPACITANCE METER LW/MW RADIO TUNER

To receive prices for these and other featured projects send the estimated cost any difference will be adjusted.

ELECTRIC TIME SWITCH

Made by Smiths these are A.C. mains operated. NOT CLOCKWORK. Ideal for mounting on rack or shelf or can be built into box with 13A socket. 2 completely adjustable time periods per 24 hours. 5 amp change-over contacts will switch circuit on or off during these periods £2.50 post and ins. 23p. Additional time contacts 50p pair.



50 MICRO AMMETER

Square, panel mounting type. £2

MAINS OPERATED SOLENOIDS

Model 772—small but powerful 1 1/2" pull—approx. size 1 1/2" x 1 1/2" 80p
Model 400/1 1/2" pull Size 2 1/2" x 2 1/2" 75p
Model TT10 1 1/2" pull size 3 x 2 1/2 x 2 1/2 £1.80 plus 20p post and insurance.



MAINS RELAY BARGAIN


Special this month are some single, double and treble pole change-over relays. Contacts rated at 15 amperes. Operating coil wound for 240V A.C. Good British Make. Unused. Size approx. 1 1/2" x 1". Open construction. Single pole 25p each 10 for £2.25 Treble pole 30p each 10 for £3.15



Where postage is not stated then orders over £5 are post free. Below £5 add 20p. Semi-conductors add 5p post. Over £1 post free. S.A.E. with enquiries please.

CD CAR IGNITION

This system which has proved to be amazingly efficient. We offer kits of parts as P.W. Circuit 25.95 plus 20p p. & p. When ordering please state whether for positive or negative systems.




Deluxe model with prepared circuit board £6.95. When ordering please state whether for positive or negative systems.

22 POS. SOLENOID OPERATED STUD SWITCH
Mains operated, each current pulse to switch solenoid moves switch arm through one position on to the next contact stud—current to release solenoid brings back switch arm to position one. These are ex-equipment but in good working order. Any not so would be replaced. Price 50p each.


TIMED 'ON' SWITCHES
Made by Smiths for washing machines etc. Centre spindle closes double pole 15 amp switch directly it is turned. A full 360° turn or only a part turn winds the clockwork mechanism and keeps the switch closed until the spindle returns to the 'off' position. A dial therefore could be fitted to indicate hours and minutes and the switch on period could be set quite accurately. 3 models available—90 minutes, 120 minutes and 360 minutes. Price 85p each. Metal clad pointer knob. 120 min. Suitable relay to make the switch 'on' instead of 'off' 55p.

MOTOR GENERATOR
Ex Admiralty—21 volt D.C. input—240v 50 cps output. Admiralty rating 80 watt but we have tested this to 50%, overload voltage regulated so suitable to operate TV or instrument. In case with control covers—controls on front include voltmeter—costs £2.00 each to make. Our price only £25 each plus carriage. £2 up to 200 miles £4 up to 400 miles.

PAPST MOTORS
Est. 1/40th h.p. Made for 110-120 volt working. 15p. Suitable for work. Ideally together or one to standard 240 volt mains. A really beautiful motor, extremely quiet running and reversible. £1.50 each. Postage one 23p, two 33p, three 40p, four 45p.



PRESSURE SWITCH
Containing a 15 amp. change over switch operated by a diaphragm. Suitable for use in pressure through a small metal tube. The operating pressure is adjustable but is set to operate in approx. 10 in. of water. These are quite low pressure devices and can in fact be operated simply by blowing into the inlet tube. Original use was for washing machines to turn off water when tub has reached correct level but no doubt has many other applications. 75p each. 10 for £6.75.




TAP HEADS

Miniature size 1/2" depth 8" made for Truvox, separate heads for record and erase—2 track 45p pair, 4 track 75p pair.

LEVER SWITCH REF. H52/4

Ideal for intercom or similar. Pressing the lever down operates 6 pairs of change-over contacts, pressing the lever up operates 4 pairs of change-over contacts. The switch is spring loaded and normally returns to the off or centre position. Size approximately 1 1/2" long x 2 1/2" deep x 1 1/2" thick 40p each.



15 AMP ELECTRICAL PROGRAMMER

Wash up gently with radio playing and kettle boiling—switch lights on to ward off intruders—have warning to come home to. These and other things you can do with the help of an Electrical Programmer Clock by famous maker with 15 amp. on/off switch. Switch on time can be set anywhere to stay on up to 6 hours. Independent 60 minute memory jogger. A beautiful unit. Price £1.95 + 20p. p. & p. or with glass front chrome bezel 75p extra.

2 POS. ROTARY MAINS SWITCH

Rated 15 amp at 230v. 4 circuits. Position A—all circuits open. Position B—circuit 1 closed. Position C—circuit closed. Position D, circuits 2, 3 & 4 closed. Position E—2 & 3 circuits closed. Position F—1, 2, 3 & 4 circuits closed. Position G—2 & 4 circuits closed. 15p each or 10 for £1.35.

EDGE CONNECTORS

32 way for £1.50 strip boards. Gold plated contacts. 50p each or 10 for £4.50.

VERO BOARD

60x60s—10 pieces—15 x 2 matrix. All good useful sizes. Total not less than 150 sq. in. very useful for circuit building. Regular price value at least £2. Price £1 the lot.

8 AMP VARIACS

These are variable voltage transformers. British made by the famous Zenith Co. Fully enclosed for bench use and fitted with Calibrated scale and control knob. Zenith Model No. 100 LM. 230-240 A.C. output 0-240 volt up to 8 amps. This model is listed at nearly £20. We have a limited quantity only, absolutely brand new, still in makers cartons, offered to you at £12.50 each plus £1 carriage and insurance up to 400 miles.

J. BULL (ELECTRICAL) LTD.
(Dept. E.E.) 7 Park Street, Croydon CRO 1YD
Callers to: 102/3 Tamworth Road, CROYDON

**BRAND NEW
GUARANTEED**

**LARGEST SELECTION OF SEMICONDUCTORS
COMPONENTS**

**RETURN OF POST
SERVICE**

TRANSISTORS

2G301 0-15	2N3854 0-18	BC108 0-11	BFY50 0-16	NKT613F 0-30
2G302 0-15	2N3884A 0-18	BC109 0-12	BFY61 0-16	NKT674F 0-34
2G303 0-20	2N3885 0-18	BC112 0-18	BFY62 0-16	NKT677F 0-22
2G306 0-20	2N3886A 0-18	BC115 0-15	BFY63 0-15	NKT713 0-40
2G309 0-20	2N3886 0-18	BC116 0-15	BFY66 0-34	NKT717 0-20
2G371 0-15	2N3866A 0-18	BC118A 0-18	BFY75 0-40	NKT781 0-20
2G374 0-15	2N3858 0-18	BC118 0-11	BFY76 0-22	NKT10419
2G381 0-25	2N3858A 0-18	BC121 0-20	BFY77 0-24	NKT10439 0-20
2N404 0-28	2N3859 0-18	BC126 0-15	BFY90 0-65	NKT10439 0-20
2N696 0-15	2N3859A 0-18	BC126 0-20	BFY90 0-65	NKT10439 0-20
2N697 0-20	2N3860 0-18	BC126 0-20	BFY90 0-65	NKT10439 0-20
2N698 0-25	2N3866 0-70	BC147 0-10	BKX20 0-14	NKT10519 0-23
2N706 0-10	2N8877 0-25	BC148 0-09	BKX21 0-20	NKT20329 0-32
2N708 0-13	2N3877A 0-26	BC149 0-11	BKX26 0-34	NKT20329 0-32
2N709 0-38	2N3900 0-20	BC157 0-09	BKX27 0-34	NKT20329 0-32
2N718 0-21	2N3900A 0-21	BC158 0-10	BKX28 0-25	NKT20329 0-32
2N914 0-15	2N3910 0-15	BC159 0-10	BKX29 0-24	NKT20329 0-32
2N916 0-17	2N3903 0-22	BC160 0-11	BKX61 0-15	NKT80111 0-84
2N918 0-30	2N3904 0-22	BC167B 0-11	BKX76 0-42	NKT80112 0-84
2N929 0-14	2N3905 0-21	BC168B 0-10	BKX77 0-20	NKT80113 0-84
2N930 0-14	2N3906 0-22	BC169C 0-10	BKX78 0-25	NKT80211 0-75
2N1090 0-32	2N4058 0-11	BC169B 0-11	BSV70 0-28	NKT80212 0-75
2N1091 0-32	2N4059 0-06	BC169C 0-11	BSV70 0-28	NKT80213 0-75
2N1131 0-30	2N4060 0-12	BC170 0-11	BSY25 0-20	NKT80216 0-75
2N1132 0-20	2N4061 0-11	BC171 0-18	BSY26 0-15	NKT80216 0-75
2N1154 1-27	2N4062 0-11	BC172 0-11	BSY27 0-20	NKT80216 0-75
2N1302 0-16	2N4303 0-32	BC182 0-10	BSY28 0-15	NKT80216 0-75
2N1302 0-16	2N6172 0-09	BC183 0-09	BSY28 0-15	NKT80216 0-75
2N1304 0-20	2N6174 0-22	BC184 0-11	BSY31 0-15	NKT80216 0-75
2N1305 0-20	2N6176 0-26	BCY2L 0-12	BSY51 0-25	NKT80216 0-75
2N1306 0-22	2N5176 0-22	BCY30 0-35	BSY52 0-25	NKT80216 0-75
2N1307 0-22	2N5245 0-43	BCY31 0-40	BSY53 0-25	NKT80216 0-75
2N1308 0-25	2N5459 0-33	BCY32 0-80	BSY54 0-30	NKT80216 0-75
2N1309 0-25	3N128 0-63	BCY33 0-30	BSY56 0-78	OC20 0-85
2N1507 0-30	3N140 0-78	RCY34 0-35	BSY79 0-40	OC22 0-50
2N1613 0-20	3N141 0-69	RCY35 0-60	BSY79 0-40	OC23 0-50
2N1631 0-35	3N142 0-54	RCY39 0-60	BSY96A 0-09	OC24 0-60
2N1637 0-36	3N143 0-64	RCY40 0-50	BSY96A 0-09	OC24 0-60
2N1638 0-32	3N152 0-79	RCY42 0-15	CL11 0-15	OC26 0-60
2N1711 0-17		RCY43 0-15	CA24 0-15	OC28 0-65
2N1823 0-34		RCY35 0-18	CA25 0-36	OC29 0-60
2N2147 0-70		RCY39 0-19	CA26 0-25	OC35 0-50
2N2148 0-70		RCY70 0-17	CA28 0-25	OC36 0-65
2N2193 0-58		RCY71 0-22	GET113 0-25	OC41 0-30
2N2193A 0-81		RCY72 0-18	GET114 0-25	OC42 0-35
2N2194A 0-30	40050 0-50	RCZ10 0-35	GET119 0-35	OC44 0-15
2N2219 0-20	40251 0-68	RCZ11 0-26	GET120 0-40	OC45 0-15
2N2220 0-20	40389 0-28	BD121 0-75	GET123 0-15	OC46 0-27
2N2221 0-20	40390 0-27	BD122 0-75	GET180 0-35	OC46 0-27
2N2222 0-20	40390 0-27	BD123 0-75	GET187 0-27	OC70 0-12
2N2222A 0-32	40391 0-27	BD124 0-75	GET189 0-25	OC71 0-12
2N2368 0-11	40382 0-30	BD121 0-75	MJ400 0-78	OC72 0-12
2N2369 0-12	40406 0-40	BD132 0-75	MJ420 0-88	OC74 0-25
2N2369A 0-17	40407 0-41	BDY10 1-50	MJ421 0-88	OC75 0-22
2N2369B 0-45	40408 0-41	BDY11 1-50	MJ430 0-25	OC76 0-22
2N2371 0-12	40410 0-53	BDY17 1-50	MJ440 0-71	OC77 0-40
2N2372 0-12	40467A 0-57	BDY18 1-75	MJ450 0-75	OC81 0-20
2N2373 0-17	40468A 0-35	BDY19 1-97	MJ481 0-85	OC81B 0-20
2N2374 0-17	AC107 0-35	BDY20 1-90	MJ490 0-94	OC82 0-25
2N2394 0-18	AC126 0-20	BDY68 0-65	MJ491 0-10	OC84 0-20
2N2394A 0-28	AC127 0-20	BDY69 0-65	MJ492 0-10	OC84 0-20
2N2394B 0-28	AC128 0-20	BDY61 0-85	MJ493 0-10	OC84 0-20
2N2394C 0-28	AC129 0-20	BDY62 0-75	MJ494 0-10	OC84 0-20
2N2394D 0-28	AC130 0-20	BDY63 0-75	MJ495 0-10	OC84 0-20
2N2394E 0-28	AC131 0-20	BDY64 0-75	MJ496 0-10	OC84 0-20
2N2394F 0-28	AC132 0-20	BDY65 0-75	MJ497 0-10	OC84 0-20
2N2394G 0-28	AC133 0-20	BDY66 0-75	MJ498 0-10	OC84 0-20
2N2394H 0-28	AC134 0-20	BDY67 0-75	MJ499 0-10	OC84 0-20
2N2394I 0-28	AC135 0-20	BDY68 0-75	MJ500 0-10	OC84 0-20
2N2394J 0-28	AC136 0-20	BDY69 0-75	MJ501 0-10	OC84 0-20
2N2394K 0-28	AC137 0-20	BDY70 0-75	MJ502 0-10	OC84 0-20
2N2394L 0-28	AC138 0-20	BDY71 0-75	MJ503 0-10	OC84 0-20
2N2394M 0-28	AC139 0-20	BDY72 0-75	MJ504 0-10	OC84 0-20
2N2394N 0-28	AC140 0-20	BDY73 0-75	MJ505 0-10	OC84 0-20
2N2394O 0-28	AC141 0-20	BDY74 0-75	MJ506 0-10	OC84 0-20
2N2394P 0-28	AC142 0-20	BDY75 0-75	MJ507 0-10	OC84 0-20
2N2394Q 0-28	AC143 0-20	BDY76 0-75	MJ508 0-10	OC84 0-20
2N2394R 0-28	AC144 0-20	BDY77 0-75	MJ509 0-10	OC84 0-20
2N2394S 0-28	AC145 0-20	BDY78 0-75	MJ510 0-10	OC84 0-20
2N2394T 0-28	AC146 0-20	BDY79 0-75	MJ511 0-10	OC84 0-20
2N2394U 0-28	AC147 0-20	BDY80 0-75	MJ512 0-10	OC84 0-20
2N2394V 0-28	AC148 0-20	BDY81 0-75	MJ513 0-10	OC84 0-20
2N2394W 0-28	AC149 0-20	BDY82 0-75	MJ514 0-10	OC84 0-20
2N2394X 0-28	AC150 0-20	BDY83 0-75	MJ515 0-10	OC84 0-20
2N2394Y 0-28	AC151 0-20	BDY84 0-75	MJ516 0-10	OC84 0-20
2N2394Z 0-28	AC152 0-20	BDY85 0-75	MJ517 0-10	OC84 0-20
2N2395 0-28	AC153 0-20	BDY86 0-75	MJ518 0-10	OC84 0-20
2N2396 0-18	AC176 0-16	BF115 0-25	RF117 0-48	MPF104 0-33
2N2396A 0-23	AC177 0-25	RF117 0-25	RF163 0-30	MPF105 0-33
2N2397 0-18	AC178 0-15	RF163 0-30	RF164 0-30	NKT124 0-42
2N2398 0-12	AC179 0-20	ACY20 0-20	RF167 0-18	NKT125 0-40
2N2399 0-12	AC180 0-18	ACY21 0-18	BF173 0-19	NKT126 0-38
2N2399A 0-12	AC181 0-18	ACY22 0-13	BF177 0-25	NKT128 0-48
2N2399B 0-12	AC182 0-18	ACY23 0-18	PF178 0-31	NKT136 0-28
2N2399C 0-12	AC183 0-18	ACY24 0-17	RF179 0-28	NKT137 0-28
2N2399D 0-12	AC184 0-18	ACY25 0-17	RF180 0-35	NKT138 0-28
2N2399E 0-12	AC185 0-18	ACY26 0-17	BF181 0-34	NKT139 0-28
2N2399F 0-12	AC186 0-18	ACY27 0-17	RF184 0-17	NKT210 0-25
2N2399G 0-12	AC187 0-18	ACY28 0-17	BF185 0-17	NKT211 0-25
2N2399H 0-12	AC188 0-18	ACY29 0-17	RF186 0-15	NKT212 0-25
2N2399I 0-12	AC189 0-18	ACY30 0-17	RF187 0-15	NKT213 0-25
2N2399J 0-12	AC190 0-18	ACY31 0-17	RF188 0-15	NKT214 0-16
2N2399K 0-12	AC191 0-18	ACY32 0-17	RF189 0-15	NKT215 0-16
2N2399L 0-12	AC192 0-18	ACY33 0-17	RF190 0-15	NKT216 0-16
2N2399M 0-12	AC193 0-18	ACY34 0-17	RF191 0-15	NKT217 0-16
2N2399N 0-12	AC194 0-18	ACY35 0-17	RF192 0-15	NKT218 0-16
2N2399O 0-12	AC195 0-18	ACY36 0-17	RF193 0-15	NKT219 0-16
2N2399P 0-12	AC196 0-18	ACY37 0-17	RF194 0-15	NKT220 0-16
2N2399Q 0-12	AC197 0-18	ACY38 0-17	RF195 0-15	NKT221 0-16
2N2399R 0-12	AC198 0-18	ACY39 0-17	RF196 0-15	NKT222 0-16
2N2399S 0-12	AC199 0-18	ACY40 0-17	RF197 0-15	NKT223 0-16
2N2399T 0-12	AC200 0-18	ACY41 0-17	RF198 0-15	NKT224 0-16
2N2399U 0-12	AC201 0-18	ACY42 0-17	RF199 0-15	NKT225 0-16
2N2399V 0-12	AC202 0-18	ACY43 0-17	RF200 0-15	NKT226 0-16
2N2399W 0-12	AC203 0-18	ACY44 0-17	RF201 0-15	NKT227 0-16
2N2399X 0-12	AC204 0-18	ACY45 0-17	RF202 0-15	NKT228 0-16
2N2399Y 0-12	AC205 0-18	ACY46 0-17	RF203 0-15	NKT229 0-16
2N2399Z 0-12	AC206 0-18	ACY47 0-17	RF204 0-15	NKT230 0-16
2N2400 0-12	AC207 0-18	ACY48 0-17	RF205 0-15	NKT231 0-16
2N2401 0-12	AC208 0-18	ACY49 0-17	RF206 0-15	NKT232 0-16
2N2402 0-12	AC209 0-18	ACY50 0-17	RF207 0-15	NKT233 0-16
2N2403 0-12	AC210 0-18	ACY51 0-17	RF208 0-15	NKT234 0-16
2N2404 0-12	AC211 0-18	ACY52 0-17	RF209 0-15	NKT235 0-16
2N2405 0-12	AC212 0-18	ACY53 0-17	RF210 0-15	NKT236 0-16
2N2406 0-12	AC213 0-18	ACY54 0-17	RF211 0-15	NKT237 0-16
2N2407 0-12	AC214 0-18	ACY55 0-17	RF212 0-15	NKT238 0-16
2N2408 0-12	AC215 0-18	ACY56 0-17	RF213 0-15	NKT239 0-16
2N2409 0-12	AC216 0-18	ACY57 0-17	RF214 0-15	NKT240 0-16
2N2410 0-12	AC217 0-18	ACY58 0-17	RF215 0-15	NKT241 0-16
2N2411 0-12	AC218 0-18	ACY59 0-17	RF216 0-15	NKT242 0-16
2N2412 0-12	AC219 0-18	ACY60 0-17	RF217 0-15	NKT243 0-16
2N2413 0-12	AC220 0-18	ACY61 0-17	RF218 0-15	NKT244 0-16
2N2414 0-12	AC221 0-18	ACY62 0-17	RF219 0-15	NKT245 0-16
2N2415 0-12	AC222 0-18	ACY63 0-17	RF220 0-15	NKT246 0-16
2N2416 0-12	AC223 0-18	ACY64 0-17	RF221 0-15	NKT247 0-16
2N2417 0-12	AC224 0-18	ACY65 0-17	RF222 0-15	NKT248 0-16
2N2418 0-12	AC225 0-18	ACY66 0-17	RF223 0-15	NKT249 0-16
2N2419 0-12	AC226 0-18	ACY67 0-17	RF224 0-15	NKT250 0-16
2N2420 0-12	AC227 0-18	ACY68 0-17	RF225 0-15	NKT251 0-16
2N2421 0-12	AC228 0-18	ACY69 0-17	RF226 0-15	NKT252 0-16
2N2422 0-12	AC229 0-18	ACY70 0-17	RF227 0-15	NKT253 0-16
2N2423 0-12	AC230 0-18	ACY71 0-17	RF228 0-15	NKT254 0-16
2N2424 0-12	AC231 0-18	ACY72 0-17	RF229 0-15	NKT255 0-16
2N2425 0-12	AC232 0-18	ACY73 0-17	RF230 0-15	N

on for long periods without making any joints. Iron manufacturers will be able to provide you with more information on particular types of bits.

Bug Report

Four months ago you published some of my reflections on how I was feeling as a recently infected victim of the "Electronics Bug", so perhaps you may be interested to hear something of the post-infection period.

At the present time temperature is now back to normal, or at least I don't get quite so hot under the collar trying to follow some of the more complicated theoretical items, such as how an actual circuit performs. You see I have now resigned myself to the fact that it is perhaps a little late in the day to really learn thoroughly how and why it all happens.

With only a limited amount of time to devote to a hobby which is after all to some a very full-time occupation; I have decided that maximum pleasure will be obtained if I cease puzzling *how* a particular circuit functions, and just get on with, what is for me the most enjoyable part of the activity, the actual construction of a project.

No doubt some of the more erudite purists among your readers and contributors will throw up their hands in horror at this "short cut" attitude. My defence is that each of us must know best how much time and effort we can afford to devote to a hobby, and the criterion is surely the amount of pleasurable relaxation that can be derived from it.

In my own case the main pleasure is the construction of the housing of radio receivers, I find a great deal of satisfaction out of designing a suitable cabinet, in the main using plywood either varnished, or covered with self-adhesive plastic of which a huge variety can be very easily obtained almost anywhere. The latter method does of course have the advantage of speed, as you don't have to wait between the several coats of varnish that are necessary to obtain a really pleasing finish.

For the *Astron* (which incidentally really did "work first time" as you forecast!) I didn't consider I could make a good job of the perspex case featured in your article, also I was anxious to get on with it and so looked around for something quickly available. It was felt necessary to keep to the spirit of the project, I finally selected a transparent rigid plastic lunch box and managed to fit

everything neatly with only very minor alterations to the suggested lay-out.

There are several sizes of rigid plastic containers available in most hardware and chain stores, usually intended for food storage, picnics, etc., and are worth considering when one is searching for something quick and easy.

Naturally, for those who require something even easier there are plenty of diecast boxes and instrument cases to be had in all shapes and sizes from many of the component suppliers who advertise regularly in your columns.

As this progress report has become more of a case history (ugh!) perhaps I could continue by referring to the excellent article in March E.E. namely *Cases from Chassis* which appeared just as I was contemplating construction of the *Electro Laugh* so this seemed an ideal time to put the method into operation.

I sent off my £2 to the supplier who regularly offers a kit of parts for your projects and was delighted to find the order was dealt with very promptly indeed. I was especially pleased to find that not only was the approximate cost quoted in your article an apparently realistic one but that the kit also contained the extra parts to include the optional blanking gate. Full marks all round!

All the components and circuit board were fixed directly to a panel (you've guessed it—plastic covered ply-wood!) cut to fit the open side of an 8 inch x 6 inch aluminium chassis all as per the *Cases from Chassis* article.

With perseverance, I am sure the smaller size chassis could have been utilised, but as size was not an important factor this

time I found it simpler to use the larger case which gave more scope for planning a pleasing lay-out, bearing in mind this project uses two 6 volt batteries.

The "speaker" supplied with the kit, a 2½-inch diameter telephone ear-piece was found to give excellent volume, much better than various impedance mini-speakers I experimented with, so this was mounted centrally on the front panel, the moulded flange on the ear-piece making fixing a simple matter of cutting a circular hole in the panel, and applying a little contact adhesive.

The blanking gate was wired via a second push switch, so the type of "laugh" produced depends on whether one presses one, or two buttons, and can of course be varied as the mood takes you.

In actual fact the sound produced is not really very much like laughter, or at least it isn't on my model. It is more like a cross between a wailing banshee, and a soul in torment, with police siren overtones. However it certainly makes me laugh, also those friends and colleagues who are still speaking to me after exposure to its somewhat strident tones.

To sum up, an interesting unusual project, of no real practical value other than a (end of!) conversation piece. As a laughter simulator: 5 out of 10; but as a laughter stimulator—full marks!

J. G. Richards
Sale.

We must point out that we are unable to supply the back issues mentioned in this letter. Nor are we able to supply copies of individual circuits or articles.

PLEASE TAKE NOTE

The approximate cost of components for the *Weather Station* (featured last month) should have been given as £7.50, excluding the two cases but including the vanes and rotor kit. Also in this article D1 is a 3-3V, 400mW Zener diode.

Drill Speed Controller (featured last month) see page 614.

CRESCENT RADIO LTD

11 & 40 MAYERS ROAD, LONDON N22 6TL 888 3206

MAIL ORDER DEPT.
No. 11
MAYERS RD.
LONDON
N22
6TL

COMPONENTS AND HI FI FOR THE HOME CONSTRUCTOR

OUR SHOPS ARE OPEN ALL DAY FROM 9 A.M. TO 6 P.M. 6.30 P.M. ON FRIDAY (WE CLOSE ALL DAY THURSDAY)
13 SOUTH MALL, EDMONTON, N-9 803 1685

1 G. BROWNE "DIPLOMAT" MONO/STEREO HEADSET

Finest quality British made Lightweight Headphones. Incorporate ceramic piezo electric transducers.

Specification—
Frequency—20-17,500 CFS.
Impedance—Predominantly capacitive, at .001MFD per earpiece can be regarded as 150K at 1KHz. Weight—3.5oz. (98 grams).

A Bargain at **£2-50p** each set
Please include 10p per set P.F.

"CRESCENT" DIGITAL CLOCK KIT

24 Hour Nine Digit Clock Kit We Supply:

- * A complete set of components
- * A complete set of easy to follow instructions
- * Printed circuits made to make construction as simple as possible
- * A cabinet and front panel to give a professional finish.

All for the price of the components **£28-50**, +50p. P. & P. Please send S.A.E. for more information.

TRI-VOLT BATTERY ELIMINATOR

Enables you to work your transistor radio, amplifier, or cassette, etc. from A.C. mains through this compact eliminator. Just by moving a plug you can select the voltage you require—6v, 7 1/2v or 9 volts. This means all your transistor power pack applications can be handled by this one unit.

Approx. size: 2 1/2" x 2 1/2" x 3 1/2". **OUR PRICE—£8-75p** + 10p. P. & P. Same model suitably wired for the Philips Cassette—**£8-00** + 10p. P. & P.

TRI-VOLT CAR CONVERTER

Enables you to work your Transistor Radio, Amplifier or Cassette etc. from the 12 volt car supply positive or negative earth.

This converter supplies 6, 7 1/2 or 9 volts and is transistor regulated. Approx. size 2 1/2" x 3 1/2" x 2"

Very easy to fit and a real money saving device for **£2-50** + 10p. P. & P.

WAFFLE SWITCHES

1 pole 12 way
2 pole 2 way
2 pole 3 way
2 pole 4 way
2 pole 5 way
3 pole 4 way
4 pole 3 way

18p each. Please inc. 5p. P. & P. Up to 3 switches.

BRIDGE RECTIFIER

Plastic encapsulated. Texas Type No 1B40. K05 50v at 4 amp

Our Price 55p + 5p P. & P.

POWER TRANSISTOR HEAT SINKS

Extruded aluminium. Approx. size: 6" x 4 1/2" x 1 1/2"

A few only at this low price—40p each + 5p P. & P.

ALUMINIUM CHASSIS

Made from 18 gauge aluminium 4 sided chassis with corner brackets. All are 3 1/2" depth.

6x8—41p 12x8—88p 14x9—94p
6x4—45p 12x5—81p 16x6—86p
8x6—59p 12x8—83p 16x10—106p
10x7—88p 14x8—86p

Please send 10p per chassis P. & P.

POTENTIOMETERS

All types 1" and less diameter.

SINGLES DUAL

5K Lor or 5K
10K Lin Less 10K
25K Switch 25K Less
50K 100K 500K Switch
100K Double 40p.
500K Pole 500K each
1M Switch 1M
2M Switch 2M

24p ea.

Up to 3 Pots. Please add 5p. P. & P.

HIGH QUALITY IMPORTED HEADPHONES

1,000 Ω per phone... 95p
2,000 Ω per phone... 105p

Plus 10p P. & P. per pair.

TTC G1105

SINGLE EARPIECES

Crystal or Magnetic 3.5mm or 9.5mm (please state which type you require. Complete with lead. 20p plus 3p p. & p.

LOUDSPEAKER BARGAINS

E.M.I. 450 set 3.8. 15 ohm
£8-25 plus 3p. P. & P.
E.M.I. 350 set 8 ohm.
£7-00 plus 3p. P. & P.

MINI LOUDSPEAKERS

2 1/2" (67mm) 8ohm—50p each
2 1/2" (67mm) 40ohm—50p each
2 1/2" (67mm) 80ohm—50p each
Please include 5p. P. & P. up to 3 Mini-Loudspeakers

2N3055 POPULAR POWER TRANSISTOR

Now at our Low Price
50p each
Please include 5p P. & P.

PRINTED CIRCUIT BOARD

8x6—10p 10x8—15p
9x5—10p 12x12—30p

Please inc. 3p. per board P. & P.

BARGAIN A.C.R. TESTED THYRISTOR

400 volt. 3 amp.
45p each 5 for £2-00
Please include 5p P. & P.

PRINTED CIRCUIT MODULE

Everything for producing your own printed circuits.
£1-40p plus 10p. P. & P.

EA1000 3 WATT AUDIO AMPLIFIER MODULE

An Audio Amplifier designed around the TAA521 Linear I.C.—

Supply Voltage... 9-24V
Speaker Imp... 8-16 ohm
Frequency... 50Hz-25KHz
Overall Size... 2in x 3in x 1 1/2in

Ideal Amplifier for radios, record players, stereo units, etc.

Full technical data and diagrams with each module. All guaranteed and a bargain at **£2-63** + 5p P. & P.

MINIATURE RELAYS

Brand new range of British-made Relays.

Size—1 1/2" x 1" x 1"

All two changeovers with 250V. 1.5A contacts and suitable for fitting on 1mm Veroboard.

Type Volts Current Ohms.

27/A 12v 173mA 700 Ω
21/A 12v 263mA 420 Ω
19/A 8v 333mA 185 Ω

80p each
Please include 5p P. & P. up to 3 Relays.

C. HADLEY

24, WOODHILL, HARLOW, ESSEX

All our stocks are brand new with money back guarantee

TRANSISTORS		CAPACITORS	
AO107 15p	AL102 58p	BD116 79p	OC14 18p
AC126 11p	AL108 48p	BD121 50p	OC45 13p
AO127 11p	AT103 85p	BD130 46p	OC71 18p
AC128 11p	AU111 95p	BF194 15p	OC81 18p
AC176 25p	BC107 8p	BFY60 15p	OC81D 18p
AC141K 20p	BC108 8p	BFY51 12p	OC83 20p
AO142K 20p	BC109 8p	BTY95A 16p	OC170 94p
AD14 40p	BC134 20p	ME302 18p	OC200 25p
AD150 44p	BC135 19p	ME304 14p	OC201 25p
AD161 44p	BC169 11p	ME4401 10p	OC25 25p
AD162 M/P65p	BC182L 8p	ME4103 12p	OC28 30p
AF114 15p	BC183L 8p	ME5002 14p	OC29 30p
AF115 15p	BC184L 8p	ME5101 14p	OC35 25p
AF118 15p	BC212L 8p	ME5102 15p	OC38 25p
AF119 15p	BC214L 8p	ME5111 32p	TIP29A 48p
		ME5811 32p	TIP30A 58p
		ME5812 32p	TIP30A 58p
		OC41 18p	TIP32A 69p

MULLARD POLYESTER CAPACITORS C200 SERIES

250V P.C. mounting: 0-01 μ F, 0-015 μ F, 0-022 μ F, 0-033 μ F, 0-047 μ F, 0-068 μ F, 0.1 μ F, 0.15 μ F, 0.22 μ F, 0.33 μ F, 0.47 μ F, 0.68 μ F, 1.0 μ F, 1.5 μ F, 2.2 μ F, 3.3 μ F, 4.7 μ F, 10 μ F, 15 μ F, 22 μ F, 33 μ F, 47 μ F, 100 μ F, 150 μ F, 220 μ F, 330 μ F, 470 μ F, 1000 μ F, 1500 μ F, 2200 μ F, 3300 μ F, 4700 μ F, 10000 μ F, 15000 μ F, 22000 μ F, 33000 μ F, 47000 μ F, 100000 μ F, 150000 μ F, 220000 μ F, 330000 μ F, 470000 μ F, 1000000 μ F, 1500000 μ F, 2200000 μ F, 3300000 μ F, 4700000 μ F, 10000000 μ F, 15000000 μ F, 22000000 μ F, 33000000 μ F, 47000000 μ F, 100000000 μ F, 150000000 μ F, 220000000 μ F, 330000000 μ F, 470000000 μ F, 1000000000 μ F, 1500000000 μ F, 2200000000 μ F, 3300000000 μ F, 4700000000 μ F, 10000000000 μ F, 15000000000 μ F, 22000000000 μ F, 33000000000 μ F, 47000000000 μ F, 100000000000 μ F, 150000000000 μ F, 220000000000 μ F, 330000000000 μ F, 470000000000 μ F, 1000000000000 μ F, 1500000000000 μ F, 2200000000000 μ F, 3300000000000 μ F, 4700000000000 μ F, 10000000000000 μ F, 15000000000000 μ F, 22000000000000 μ F, 33000000000000 μ F, 47000000000000 μ F, 100000000000000 μ F, 150000000000000 μ F, 220000000000000 μ F, 330000000000000 μ F, 470000000000000 μ F, 1000000000000000 μ F, 1500000000000000 μ F, 2200000000000000 μ F, 3300000000000000 μ F, 4700000000000000 μ F, 10000000000000000 μ F, 15000000000000000 μ F, 22000000000000000 μ F, 33000000000000000 μ F, 47000000000000000 μ F, 100000000000000000 μ F, 150000000000000000 μ F, 220000000000000000 μ F, 330000000000000000 μ F, 470000000000000000 μ F, 1000000000000000000 μ F, 1500000000000000000 μ F, 2200000000000000000 μ F, 3300000000000000000 μ F, 4700000000000000000 μ F, 10000000000000000000 μ F, 15000000000000000000 μ F, 22000000000000000000 μ F, 33000000000000000000 μ F, 47000000000000000000 μ F, 100000000000000000000 μ F, 150000000000000000000 μ F, 220000000000000000000 μ F, 330000000000000000000 μ F, 470000000000000000000 μ F, 1000000000000000000000 μ F, 1500000000000000000000 μ F, 2200000000000000000000 μ F, 3300000000000000000000 μ F, 4700000000000000000000 μ F, 10000000000000000000000 μ F, 15000000000000000000000 μ F, 22000000000000000000000 μ F, 33000000000000000000000 μ F, 47000000000000000000000 μ F, 100000000000000000000000 μ F, 150000000000000000000000 μ F, 220000000000000000000000 μ F, 330000000000000000000000 μ F, 470000000000000000000000 μ F, 1000000000000000000000000 μ F, 1500000000000000000000000 μ F, 2200000000000000000000000 μ F, 3300000000000000000000000 μ F, 4700000000000000000000000 μ F, 10000000000000000000000000 μ F, 15000000000000000000000000 μ F, 22000000000000000000000000 μ F, 33000000000000000000000000 μ F, 47000000000000000000000000 μ F, 100000000000000000000000000 μ F, 150000000000000000000000000 μ F, 220000000000000000000000000 μ F, 330000000000000000000000000 μ F, 470000000000000000000000000 μ F, 1000000000000000000000000000 μ F, 1500000000000000000000000000 μ F, 2200000000000000000000000000 μ F, 3300000000000000000000000000 μ F, 4700000000000000000000000000 μ F, 10000000000000000000000000000 μ F, 15000000000000000000000000000 μ F, 22000000000000000000000000000 μ F, 33000000000000000000000000000 μ F, 47000000000000000000000000000 μ F, 100000000000000000000000000000 μ F, 150000000000000000000000000000 μ F, 220000000000000000000000000000 μ F, 330000000000000000000000000000 μ F, 470000000000000000000000000000 μ F, 1000000000000000000000000000000 μ F, 1500000000000000000000000000000 μ F, 2200000000000000000000000000000 μ F, 3300000000000000000000000000000 μ F, 4700000000000000000000000000000 μ F, 10000000000000000000000000000000 μ F, 15000000000000000000000000000000 μ F, 22000000000000000000000000000000 μ F, 33000000000000000000000000000000 μ F, 47000000000000000000000000000000 μ F, 100000000000000000000000000000000 μ F, 150000000000000000000000000000000 μ F, 220000000000000000000000000000000 μ F, 330000000000000000000000000000000 μ F, 470000000000000000000000000000000 μ F, 1000000000000000000000000000000000 μ F, 1500000000000000000000000000000000 μ F, 2200000000000000000000000000000000 μ F, 3300000000000000000000000000000000 μ F, 4700000000000000000000000000000000 μ F, 10000000000000000000000000000000000 μ F, 15000000000000000000000000000000000 μ F, 22000000000000000000000000000000000 μ F, 33000000000000000000000000000000000 μ F, 47000000000000000000000000000000000 μ F, 100000000000000000000000000000000000 μ F, 150000000000000000000000000000000000 μ F, 220000000000000000000000000000000000 μ F, 330000000000000000000000000000000000 μ F, 470000000000000000000000000000000000 μ F, 1000000000000000000000000000000000000 μ F, 1500000000000000000000000000000000000 μ F, 2200000000000000000000000000000000000 μ F, 3300000000000000000000000000000000000 μ F, 4700000000000000000000000000000000000 μ F, 10000000000000000000000000000000000000 μ F, 15000000000000000000000000000000000000 μ F, 22000000000000000000000000000000000000 μ F, 33000000000000000000000000000000000000 μ F, 47000000000000000000000000000000000000 μ F, 100000000000000000000000000000000000000 μ F, 150000000000000000000000000000000000000 μ F, 220000000000000000000000000000000000000 μ F, 330000000000000000000000000000000000000 μ F, 470000000000000000000000000000000000000 μ F, 1000000000000000000000000000000000000000 μ F, 1500000000000000000000000000000000000000 μ F, 2200000000000000000000000000000000000000 μ F, 3300000000000000000000000000000000000000 μ F, 4700000000000000000000000000000000000000 μ F, 10000000000000000000000000000000000000000 μ F, 15000000000000000000000000000000000000000 μ F, 22000000000000000000000000000000000000000 μ F, 33000000000000000000000000000000000000000 μ F, 47000000000000000000000000000000000000000 μ F, 100000000000000000000000000000000000000000 μ F, 150000000000000000000000000000000000000000 μ F, 220000000000000000000000000000000000000000 μ F, 330000000000000000000000000000000000000000 μ F, 470000000000000000000000000000000000000000 μ F, 1000000000000000000000000000000000000000000 μ F, 1500000000000000000000000000000000000000000 μ F, 2200000000000000000000000000000000000000000 μ F, 3300000000000000000000000000000000000000000 μ F, 4700000000000000000000000000000000000000000 μ F, 10000000000000000000000000000000000000000000 μ F, 15000000000000000000000000000000000000000000 μ F, 22000000000000000000000000000000000000000000 μ F, 33000000000000000000000000000000000000000000 μ F, 47000000000000000000000000000000000000000000 μ F, 100000000000000000000000000000000000000000000 μ F, 150000000000000000000000000000000000000000000 μ F, 220000000000000000000000000000000000000000000 μ F, 330000000000000000000000000000000000000000000 μ F, 470000000000000000000000000000000000000000000 μ F, 1000000000000000000000000000000000000000000000 μ F, 1500000000000000000000000000000000000000000000 μ F, 2200000000000000000000000000000000000000000000 μ F, 3300000000000000000000000000000000000000000000 μ F, 4700000000000000000000000000000000000000000000 μ F, 10000000000000000000000000000000000000000000000 μ F, 15000000000000000000000000000000000000000000000 μ F, 22000000000000000000000000000000000000000000000 μ F, 33000000000000000000000000000000000000000000000 μ F, 47000000000000000000000000000000000000000000000<

SEW PANEL METERS

USED EXTENSIVELY BY INDUSTRY, GOVERNMENT DEPARTMENTS, EDUCATIONAL AUTHORITIES, ETC.
 ● LOW COST ● QUICK DELIVERY ● OVER 200 RANGES IN STOCK ● OTHER RANGES TO ORDER

NEW "SEW" DESIGNS!

CLEAR PLASTIC METERS

TYPESW.100
100 x 80 mm.

50μA	...	43-60
60-0-50μA	...	43-45
100μA	...	43-45
100-0-100μA	...	43-45
500μA	...	43-50
1mA	...	43-10
20V D.C.	...	43-10
50V D.C.	...	43-10
300V D.C.	...	43-10
1 amp. D.C.	...	43-10
5 amp. D.C.	...	43-10
300V A.C.	...	43-10
VU Meter	...	43-75

BAKELITE PANEL METERS

TYPE S-80
80 mm. square fronts

50μA	...	43-20
50-0-50μA	...	43-16
100μA	...	43-18
100-0-100μA	...	43-06
500μA	...	43-75
1mA	...	43-06
20V D.C.	...	43-06
50V D.C.	...	43-60
300V D.C.	...	43-60
1 amp. D.C.	...	43-60
5 amp. D.C.	...	43-60
300V A.C.	...	43-60
VU Meter	...	43-37

"SEW" CLEAR PLASTIC METERS

Type MR.85P. 4 1/2 in. x 4 1/2 in. fronts.

50μA	...	43-60
60-0-50μA	...	43-10
100μA	...	43-10
100-0-100μA	...	43-50
500μA	...	43-00
1mA	...	43-00
1-0-1mA	...	43-00
5 amp.	...	43-20
10mA	...	43-20
20V D.C.	...	43-20
50V D.C.	...	43-20
300V D.C.	...	43-20
15V A.C.	...	43-20
300V A.C.	...	43-20
5 Meter 1mA	...	43-20
5 Meter 1mA	...	43-20
1 amp. A.C.	...	43-20
5 amp. A.C.	...	43-20
10 amp. A.C.	...	43-20
30 amp. A.C.	...	43-20

Type MR.85P. 1 1/2 in. square fronts.

50μA	...	43-20
50-0-50μA	...	43-00
100μA	...	43-00
100-0-100μA	...	43-00
500μA	...	43-00
1mA	...	43-00
1-0-1mA	...	43-00
5 amp.	...	43-00
10mA	...	43-00
20V D.C.	...	43-00
50V D.C.	...	43-00
300V D.C.	...	43-00
15V A.C.	...	43-00
300V A.C.	...	43-00
5 Meter 1mA	...	43-00
5 Meter 1mA	...	43-00
1 amp. A.C.	...	43-00
5 amp. A.C.	...	43-00
10 amp. A.C.	...	43-00
30 amp. A.C.	...	43-00

Type MR.85P. 2 1/2 in. square fronts.

50μA	...	43-25
50-0-50μA	...	43-10
100μA	...	43-10
100-0-100μA	...	43-10
500μA	...	43-00
1mA	...	43-00
1-0-1mA	...	43-00
5 amp.	...	43-25
10mA	...	43-25
20V D.C.	...	43-25
50V D.C.	...	43-25
300V D.C.	...	43-25
15V A.C.	...	43-25
300V A.C.	...	43-25
5 Meter 1mA	...	43-25
5 Meter 1mA	...	43-25
1 amp. A.C.	...	43-25
5 amp. A.C.	...	43-25
10 amp. A.C.	...	43-25
30 amp. A.C.	...	43-25

Type MR.85P. 3 1/2 in. x 3 1/2 in. fronts.

50μA	...	43-37
60-0-50μA	...	43-75
100μA	...	43-75
100-0-100μA	...	43-65
500μA	...	43-20
1mA	...	43-20
1-0-1mA	...	43-20
5 amp.	...	43-20
10mA	...	43-20
20V D.C.	...	43-20
50V D.C.	...	43-20
300V D.C.	...	43-20
15V A.C.	...	43-20
300V A.C.	...	43-20
5 Meter 1mA	...	43-20
5 Meter 1mA	...	43-20
1 amp. A.C.	...	43-20
5 amp. A.C.	...	43-20
10 amp. A.C.	...	43-20
30 amp. A.C.	...	43-20

"SEW" BAKELITE PANEL METERS

Type MR.85. 3 1/2 in. square fronts.

1 amp.	...	41-95
2 amp.	...	41-95
3 amp.	...	41-95
15 amp.	...	41-95
30 amp.	...	41-95
30 amp.	...	41-95
5V D.C.	...	41-95
10V D.C.	...	41-95
20V D.C.	...	41-95
50V D.C.	...	41-95
150V D.C.	...	41-95
300V D.C.	...	41-95
30V A.C.	...	41-95
50V A.C.	...	41-95
150V A.C.	...	41-95
300V A.C.	...	41-95
1 amp. A.C.	...	41-95
5 amp. A.C.	...	41-95
10 amp. A.C.	...	41-95
30 amp. A.C.	...	41-95
50μA	...	43-50
50-0-50μA	...	43-35
100μA	...	43-35
100-0-100μA	...	43-25
500μA	...	43-20
1mA	...	41-95
1-0-1mA	...	41-95
5mA	...	41-95
10mA	...	41-95
30 amp.	...	41-95
50 amp.	...	41-95
100mA	...	41-95
500mA	...	41-95

Type PE.70. 3 1/2 in. x 1 1/2 in. x 1 1/2 in. deep.

50μA	...	43-10
50-0-50μA	...	43-00
100μA	...	43-00
100-0-100μA	...	43-00
500μA	...	43-00
1mA	...	43-00
20V D.C.	...	43-00
50V D.C.	...	43-00
300V D.C.	...	43-00
15V A.C.	...	43-00
300V A.C.	...	43-00
5 Meter 1mA	...	43-00
5 Meter 1mA	...	43-00
1 amp. A.C.	...	43-00
5 amp. A.C.	...	43-00
10 amp. A.C.	...	43-00
30 amp. A.C.	...	43-00

Send for illustrated brochure on SEW Panel Meters—discounts for quantities.

MULTIMETERS for EVERY purpose!

ROUND SCALE TYPE PENCIL TESTER MODEL TS.68

Completely portable, simple to use pocket sized tester. Ranges: 0/1/2/3/300V A.C. and DC at 2,000 o.p.v. Resistance 0-20K ohms. ONLY \$1.97 P. & P. 13p

SKYWOOD SW-500

50KΩ/Volt. Mirror scale DC Volts 0.6/3/12/30/100/600. DC Current 20mA/6/600mA Resistance 10K/100K/1 Meg/10 Meg. Decibels -20 to +57 db. \$7.50. P. & P. 15p.

HIOKI MODEL 720X
20,000 O.P.V.
Overload protection.
5/25/100/500/1000 V.D.C.
10/50/250/1000 V.A.C.
50 mA/250 mA. 20K/2 mcr
ohms -5 to +62db.
\$49.7. P. & P. 15p.

Model 8-100TR MULTI-METER TRANSISTOR TESTER 100,000 o.p.v. METER SEALER OVERLOAD PROTECTION 0/1-12-6/3/12/30/120/600 V.D.C. 0/6/30/120/600 V.A.C. 0/12/600mA/12/300MA/12 0/10K/100K/100 MEG. 0/1K-10 MEG/100 MEG. -20 to +50 db. 0.01-100 μfu. Transistor tester measures Alpha, beta and Ico. Complete with batteries, instructions and leads. \$13-50. P.P. 25p.

MODEL 500 30,000 O.P.V. Overload protection mirror scale 0/5/25/100/250/1000/5000 V.D.C. 0/2.5/10/25/100/250/500/1000V.A.C. 0/500μA/5/50/500mA. 12 amp. D.C. 0/60K/6 MEG./50 MEG.Ω. \$3-74. Post paid.

TMK LAB TESTER. 100,000 O.P.V. 6 1/2 in. Scale Ruzzer Short Circuit Check. Sensitivity: 100,000 O.P.V. D.C. 5K/10V/A.C. D.C. Volts: 5, 2.5, 10, 50, 250, 1,000 V.A.C. Volts: 3, 10, 50, 500, 2,500, 1,000V. D.C. Current: 10, 100μA, 100, 500mA, 2.5, 10, 100 mA. Resistance: 1K, 10K, 100K, 10MEG, 100MEGΩ. Decibels: -10 to +49 db. Plastic Case with Carrying Handle. Size 7 1/2 in. x 6 1/2 in. x 3 1/2 in. \$18-90. P. & P. 25p.

RUSSIAN 22 RANGE MULTIMETER
Model U427 10,000 o.p.v. A first class versatile instrument manufactured in U.S.S.R. to the highest standards. Ranges: 2-5/10/50/250/500/1000V D.C. 2-5/10/50/250/500/1000V A.C. DC Current 100 mA/10/100mA/1A. Resistance 300 ohms/300/300K/3M Ω. Complete with batteries, test leads, instructions and sturdy steel carrying case. OUR PRICE \$5-97 P. & P. 25p.

TO-3 PORTABLE OSCILLOSCOPE
3in. tube. Y amp. Sensitivity 0.1V p-p/CM. Bandwidth 1.5 cps-1.5 MHz. Input imp. 2 meg Ω 25pF X amp. sensitivity 0.9V p-p/CM. Bandwidth 1.5 cps-800KHz. Input imp. 2 meg Ω 20pF. Time base. 5 ranges 10 cps-300 KHz. Synchronization. Internal external. Illuminated scale 140 x 215 x 380 mm. Weight 154 lb. 220/240V A.C. Supplied brand new with handbook. \$40.00. Carr. 50p

HONEYWELL DIGITAL VOLTMEETER VT.100
Can be panel or bench mounted. Basic meter measures 1 volt D.C. but can be used to measure a wide range of AC and DC volt, current and ohms with optional plug in cards. Specification: Accuracy: ± 0.2. ± 1 digit. Resolution: 1mV. Number of digits: 3 plus fourth overrange digit. Overrange: 100% (up to 1.999). Input impedance: 100 meg ohm. Measuring cycle: 1 per second. Adjustment: Automatic zeroing, full scale adjustment against an internal reference voltage. Overload: to 100V D.C. Input: Fully floating (3 poles). Input power: 110-230V. A.C. 50/60 cycles. Overall size: 6 1/2 in. x 2 1/2 in. x 5 3/8 in. AVAILABLE BRAND NEW AND FULLY GUARANTEED AT APPROX. HALF PRICE. \$49-97. Carr. 50p.

G. W. SMITH & CO (RADIO) LTD.
Also see next two pages

MODEL 5025 57 Ranges. Giant 5 1/2 in. Meter. Polarity Reverse Switch. Sensitivity: 50K/Volt D.C. 5K/Volt A.C. D.C. Volt: 125, 25, 1.25, 5, 10, 25, 60, 125, 250, 500, 1,000V. A.C. Volts: 1.5, 3, 5, 10, 25, 50, 125, 250, 500, 1,000V. 500mA, 5, 10 amp. Resistance: 2K, 10K, 100K, 1MEG, 10MEG. Decibels: -20 to +85 db. \$12.50. P. & P. 17p.

TE22 SINE SQUARE WAVE AUDIO GENERATORS
Sine: 20cps to 200 kc/s on 4 bands. Square: 20cps to 30 kc/s. Output impedance 5,000 ohms. 200/250V. A.C. operation. Supplied brand new and guaranteed with instruction manual and leads. \$17-50. Carr. 37p.

TE-200 RF SIGNAL GENERATOR
Accurate wide range signal generator covering 120 Kc/s-500 Mc/s on 6 bands. Directly calibrated Variable R.F. attenuator, audio output. Xtal socket for calibration. A.C. operation. Brand new with instructions. \$15. Carr. 37p. Size 140 x 215 x 170 mm.

BELCO DA-20 SOLID STATE DECADE AUDIO OSCILLATOR
New high quality portable instrument. Sine 1 Hz to 100 KHz. Square 20 Hz to 70 KHz. Output max +10 dB (10 K ohm). Operation 220/240V. A.C. Size 115mm x 150mm x 120mm. Price \$27-50. Carr. 25p.

240° Wide Angle 1mA Meters
MW1-8 60mm square \$3.97
MW1-8 80mm square \$4.97
P. & P. extra

TRANSISTORISED L.C.R. A.C. MEASURING BRIDGE
A new portable bridge offering excellent range and accuracy at low cost. Ranges: R 1Ω-11 meg Ω 6 Ranges ±1% L1 μ H - 111 μ H ±2% TURNS RATIO 1/1/1000-1/11100. 6 Ranges ±1%. Bridge voltage at 1,000 cps. Operated from 9 volts. 100μA Meter indication. Attractive 2 tone metal case. Size 74 x 5 x 2in. \$20. P. & P. 25p

230V/240V SMITHS SYNCHRONOUS GEARED MOTORS
Built in gearbox. All brand new and best quality. 250 RPM CW; 250 RPM CCW; 2RHE CW; 2RDAH CW; 10 RPM CW; 50p each. Post 12p.

*MOVING IRON—ALL OTHERS MOVING COIL
Please add postage

SEW EDUCATIONAL METERS

Type ED.107. Size overall 100mm x 90mm x 108mm. A new range of high quality moving coil instruments ideal for school experiments and other bench applications. 3" mirror scale. The meter movement is easily accessible to demonstrate internal working. Available in the following ranges:

50μA	...	45-00
100μA	...	44-65
1mA	...	44-40
60-0-50μA	...	44-85
1-0-1mA	...	44-40
1A d.c.	...	44-40
5A d.c.	...	44-40
10V d.c.	...	44-40
20V d.c.	...	44-40
50V d.c.	...	44-40
300V d.c.	...	44-40
1-0-1mA	...	44-85
1A d.c.	...	44-40
5A d.c.	...	44-40
10V d.c.	...	44-40

SEMICONDUCTOR VALVES

ALL DEVICES BRAND NEW AND FULLY GUARANTEED

Transistors		Integrated Circuits		FETs		Diodes		Rectifiers		Valves	
2N3031	2N3031	2N3031	2N3031	2N3031	2N3031	2N3031	2N3031	2N3031	2N3031	2N3031	2N3031

← See previous page → G. W. SMITH & Co. (RADIO) LTD. See opposite page →

HI-FI EQUIPMENT

SAVE UP TO 33 1/3% OR MORE

SEND S.A.E. FOR DISCOUNT PRICE LISTS AND PACKAGE OFFERS!




RECORD DECKS

BSE	
UA50†	£4.97
CI29†	£8.50
MP60	£10.40
G10	£14.07
S10	£11.50
310	£9.40
810	£38.45
MP60 TPD1	£17.12
MP60 TPD2	£15.40
G10 TPD1	£20.95
G10 TPD2	£18.29
210 Package	£9.55
HT 70	£14.99
HT 70 Pack	£21.60

GOLDRING	
GL69/2	£19.87
GL69/2P	£24.20
GL72	£22.25
GL72/P	£29.05
GL75	£29.05
GL75P	£34.95
LID75	£3.83
LID72	£3.65
G99	£22.50
GL85P	£24.30
LID85	£4.80
G101	£21.95

TELETON SAQ-206B STEREO AMPLIFIER



Latest exciting release. Brand new model. 6 - 6 watts rms. Inputs for mag. xtal, aux tape. Volume, bass, treble, sliding balance, scratch filter and loudness controls. OUR PRICE £19.50 Carr. 37p.

SINCLAIR IC-12

List Price £2.98
OUR PRICE £1.80

P. & P. 10p

HOMER INTERCOMS



Ideal for home, office, stores, factories etc. Supplied complete with batteries, cable and free instructions.

- 2 Station £2.97, P. & P. 15p.
- 3 Station £5.25, P. & P. 15p.
- 4 Station £6.62, P. & P. 17p.

EMT LOUDSPEAKERS

Model 250. 12" x 8" with single tweeter/crossover. 20-20,000 Hz. 15 watt RMS. Available 8 or 15 ohms. £7.50 each. P. & P. 37p.

Model 450. 12" x 8" with twin tweeters/crossover. 65-13,000 Hz. 8 watt RMS. Available 8 or 15 ohms. £3.50 each. P. & P. 25p.

TE 1018 DE-LUXE

NO HIGH IMPEDANCE HEADSET Sensitive, soft earpads, adjustable headband. Magnetic, impedance 2,600 ohms. £1.97, P. & P. 15p.



MP7 MIXER PREAMPLIFIER

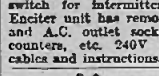
5 microphone inputs, each with individual gain controls enabling complete mixing facilities. Battery operated. 9" x 5" x 3". Phono Mics: 3 x 5mV 50K, 2 x 3mV 600 ohm. Phono meg. 4mV 50K. Phono ceramic 100mV 1 meg. Output 250mV 100K. £3.97, P. & P. 20p.

1081 STEREO LISTENING STATION

For balancing and gain selection of loudspeakers with additional facility for stereo headphones switching. 2 gain controls, speaker on-off slide switch, stereo headphone sockets. 6" x 4" x 2". £2.25, P. & P. 15p.

PEB-2 PHOTO ELECTRIC RELAY

INEXPENSIVE WARNING or counting system consisting of an encoder and relay unit. Relay unit has variable sensitivity control and switch for intermittent alarm operation. Encoder unit has removable IR red filter and A.C. outlet socket to operate bells, counters, etc. 240V A.C. Complete with cables and instructions. £9.97 P. & P. 25p



230 VOLT A.C. 50 CYCLES RELAYS

Brand new. 3 sets of changeover contacts at 5 amp rating, 50p each. P. & P. 10p (100 lots 240) quantities available.



SPECIAL OFFER! SINCLAIR PROJECT 60 STEREO FM TUNER



The first tuner in the world to use the phase lock loop principle—as used for receiving signals from space craft because of its readily improved signal to noise ratio. Provides fantastic results even in difficult areas. Tuning range 87.5 to 108MHz. Automatic stereo indicator. Sensitivity: 2uV. AFC range ± 200KHz. Signal to noise ratio: 65dB. Output voltage 2 x 150mV. Operating voltage 25-30V. D.C. Size: 93 x 40 x 207 mm. REC. LIST PRICE £25. **OUR PRICE £16.95** P. & P. 25p

Unrepeatable offer—buy now and save over £8

U4312 MULTIMETER

Extremely sturdy instrument for general electrical use. 677 o.p.r. 0/0.1-5/7-5/30/60/150/300 600/900 VDC and 15mV. 0/0.1-1/1-5/30/60/150/300 600/900 VAC. 0/300uA-1/3/6/15/60/150/600mA/1-5/6 AMP. A.C. 0/1-5/15/60/150/600mA/1.5/6 AMP. A.C. 0/200 Ω/30K/30K Ω. Accuracy DC 1%, AC 1.5%. Knife, edge pointer, mirror scale. Complete with sturdy metal carrying case, leads and instructions. £9.50 plus P. & P. 25p.




E.H.T. TESTER 0-30KV.

Completely self-contained with built-in volt-meter. Easy to read, very accurate, robust construction. An essential for colour television servicing, etc. Size 300mm. long. 50mm. dia. £6.95, P. & P. 25p.



UNR-30 RECEIVER

4 Bands covering 550kc/s-30mc/s. B.F.O. Built-in Speaker 200/240V. A.C. Brand new with instructions. £15.75, Carr. 37p.



LAFAYETTE HA-600 SOLID STATE RECEIVER

General coverage 150-400kc/s, 350 kc/s-30mc/s. PEET front end. 2 mech. filters. product detector, variable B.F.O., noise limiter, S. Meter, Bandspread. RF Gain. 15" x 9 1/2" x 8 1/2". 18 lbs. 220/240V. A.C. or 12V. D.C. Brand new with instructions. £50. Carr. 50p.



TE-65 VALVE VOLTMETER

High quality instrument with 28 ranges. D.C. volts 1.5-1,500V. A.C. volts 1.5-1,500V. Resistance up to 1,000 megohms. 200/240V. A.C. operation. Complete with probe and instructions. £17.50. P. & P. 30p. Additional probes available. R. P. £2.12; H.V. £2.50.



POWER RHEOSTATS

High quality ceramic construction. Windings embedded in vitreous enamel. Heavy duty brush wiper. Continuous rating. Wide range. ex-stock. Single pole fixing. 1/4" dia. shafts. Bulk quantities available. 25 WATT. 10/25/50/100/250/500/1000/1500/2500 or 5000 ohms. 90p. P. & P. 7p. 50 WATT. 10/25/50/100/250/500/1000/2500 or 5000 ohms. £1.15 P. & P. 7p. 100 WATT. 1/10/25/50/100/250/500/1000 or 2500 ohms. £1.65 P. & P. 7p.

"YAMABISHI" VARIABLE VOLTAGE TRANSFORMERS

Excellent quality - Low price - Immediate delivery

£280 General Purpose Bench	1 Amp £7.00	S-280B Panel Mounting
	2.5 Amp £8.05	1 Amp £7.00
	5 Amp £11.75	2.5 Amp £8.05
	8 Amp £15.90	Please add postage
	10 Amp £22.50	ALL MODELS
	12 Amp £25.80	INPUT 230 VOLTS,
	20 Amp £49.00	50/60 CYCLES,
		OUTPUT VARIABLE
		0-260 VOLTS.
		Special discounts for quantity



GARRARD

2025 TC*	£8.50
401*	£9.25
6-300*	£8.50
RP25 III	£10.80
SL55B	£13.45
AP76	£18.95
SL72B	£22.95
SL95B	£22.50
401	£26.60
ZERO 100A	£38.95
ZERO 100S	£37.50

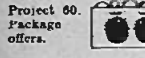
† Mono - Stereo Cartridge
All other models less Cartridge
Carriage 50p extra any model.

RECORD DECK PACKAGES

Garrard 2025TC/9TAHCD	£12.95
Garrard RP25 III/9TAHCD	£16.95
Garrard RP25 III/G800	£19.50
Garrard RP25 III/M75-6	£20.35
Garrard RP25 III/M44-7	£22.80
Garrard RP25 III/M44-E	£22.80
RP25 III/G800 (Play on P&C)	£19.75
Garrard AP76/G800	£29.50
Garrard AP76/M75-6	£29.95
Garrard AP76/M55-E	£32.95
Garrard AP76/M75-RJ	£34.90
BSR McDonald MP60/AT55	£19.25
Golding GL72/G800	£24.60
Golding GL75/G800	£39.70
Golding GL75/G800E	£44.15

*Also available with silver metal plinth 21 extra.
Carriage 50p any item.

SINCLAIR EQUIPMENT



Project 60. Package offers.

2 x 230 amplifier, stereo 60 pre-amp, P25 power supply, £15.95 Carr. 37p. Or with P26 power supply £18.00 Carr. 37p. 2 x 250 amplifier, stereo 60 pre-amp, P28 power supply. £20.25. Carr. 37p.

Transformer for P28. £2.97 extra.

Add to any of the above £4.45 for active filter unit and £18.80 for pair of Q16 speakers.

Project 60 FM Tuner £10.95. Carr. 37p. All other Sinclair products in stock.

2000 Amp £23.50 Carr. 37p. 3000 Amp £29.95 Carr. 37p. Nooterie Amp £48.95 Carr. 37p. £12.51. 51.99 Post 10p

NEW PROJECT 60S - £20.97. Carr. 37p.

LATEST CATALOGUE

Our 8th edition gives full details of a comprehensive range of HI-FI EQUIPMENT, COMPONENTS, TEST EQUIPMENT and COMMUNICATIONS EQUIPMENT. FEPE DISCOUNT VALUE 50p

272 pages, fully illustrated and detailing thousands of bargains.



SEND NOW

ONLY 37 1/2 p
P & P 10p

SKYWOLD CX203 COMMUNICATION RECEIVER



Rolid state. Coverage on 5 bands 200-420 KHz and 45 to 30 MHz. Illuminated slide rule dial. Bandspread. Aerial tuning. BFO. AVC. ANL. S' meter. AM/CW/SS B. Integrated speaker and phono socket. Operation 220/240V AC or 12V D.C. Size 325 x 266 x 150 mm. Complete with instructions and circuit. £25.50. Carr. 50p

LAFAYETTE LA. 324 STEREO AMPLIFIER



12.5 + 12.5 watt R.M.S. Mag/Cer/Tuner Tape Inputs. Excellent performance. Compares with amplifiers up to £40.

TAPE CASSETTES

Top quality Hi Fi Low Noise in Philips Library cases.

C60 3 for 75p	10 for £2.25 P. & P.
C90 3 for £1.05	10 for £3.30 10p
CI20 3 for £1.35	10 for £4.28 extra

Tape Head Cleaner 30p each

★ TRANSISTORISED FM TUNER

6 TRANSISTOR HIGH QUALITY TUNER. SIZE ONLY 6 1/4 x 2 1/4. 3 I.F. stages. Double tuned discriminator. Ampic output. Operates on 9V battery. Coverage 88-108Mc/s. Ready built ready for use. Fantastic value for money. £6.37, P. & P. 12p. Stereo multiplex adaptors £4.97.

TMR MODEL 117 P.E.T. ELECTRONIC VOLTMETER

Battery operated, 11 meg input, 26 ranges. Large 4 1/2" mirror scale. Size 5 1/2" x 4 1/2" x 2 1/2". DC VOLTS 0-3-1200V. AC VOLTS 0-3-800V R.M.S. 0-800V P-P. DC CURRENT 12-12MA. Resistance up to 2000Ω ohm. Decibels -20 to +61 db. Complete with leads/instructions. £17.50. P. & P. 20p.

MCA. 220 AUTOMATIC VOLTAGE STABILISER

Input 88-125 VAC or 176-250VAC. Output 120VAC or 240VAC. 200V A rating. £11.97. Carr. 50p.



SEND NOW

G.W. SMITH & CO. (RADIO) LTD

20 TOTTENHAM CT. RD. LONDON, W.1
27 TOTTENHAM CT. RD. LONDON, W.1
3 LISLE STREET, LONDON, W.C.2
34 LISLE STREET, LONDON, W.C.2
311 EDGWARE ROAD, LONDON, W.2

Tel: 01-637 2232
Tel: 01-636 3715
Tel: 01-437 8204
Tel: 01-437 9155
Tel: 01-262 0387

CALLERS WELCOME MONDAY TO SATURDAY 9AM-6PM

All Mail Orders to - 11-12, Paddington Green, London, W.2
Tel: 01-262 6562

Everyday Electronics Classified Advertisements

RATES: 7p per word (minimum 12 words). Box No. 7p. extra. Semi-display—£4.50 per single column inch. Advertisements must be prepaid and addressed to Classified Advertisements Department, "EVERYDAY ELECTRONICS," I.P.C. Magazines Ltd., Fleetway House, Farringdon Street, London EC4A 4AD.

RECEIVERS and COMPONENTS

COMPUTER PANELS 5BC108, diodes, 4-50p post 10p. PANELS WITH SILICON AND GERM/TRANS. at least 50. 6-£1.00 post 15p. UNIT WITH 4-LA2 POT CORES+11 2% CAPS 50p post 15p. ICS 7400 SERIES ON PANEL(S) 10-75p post 10p. FALLOUTS 5-13p. ORP12 on panel ex equipt. 35p cp. BANK 20 WIRE ENDED NEONS 50p post 8p. SEND LARGE S.A.E. FOR LIST OF PANELS ETC.
7LB ASSORTED COMPONENTS £1.30 cp.

J.W.B. RADIO
75 HAYFIELD ROAD SALFORD & LANC'S
MAIL ORDER ONLY

NEED RESISTORS? Let our resistor kit solve your problem. 160 high stability 5% 1/4-watt components (20 different selected values) only £1.95 post free. GL Ltd., 31 Cardigan Close, Tonteg, Pontypridd, Glamorgan.

COMPONENT CATALOGUE AND DISCOUNT VOUCHERS

25p POST FREE (UK)

W.E.C. LTD
HIGH STREET, RIPLEY, SURREY.

MINI MAINS PACK KIT. Safe double wound mini transformer, silicon rects., 1,000pF smoothing. Delivers 9V d.c., 120 mA. Components with data sheet; pack buildable to size of PP6, etc., battery. £0.90+U.K. post 5p. By mail only from AMATRONIX LTD., 396 Selsdon Road, South Croaydon, Surrey, CR2 0DE.

NEW MODEL V.H.F. KIT Mk 2

Our latest kit. Improved design and performance plus extra amplifier stage, receives aircraft, amateurs, mobile, radio 2, 3, 4, etc., this novel little set will give you endless hours of pleasure and can be built in one evening. Powered by 9 volt battery, complete with easy to follow instruction and built in jack socket for use with earphones or amplifier.

Only £3.50 + p. & p. 10p U.K. only.

Illustrated catalogue of selected kits and components. 15p P. & P. free.

Galleon Trading Co., Dept E.E.
12 Burs Way,
Coringham,
Stanford-le-Hope, Essex.

SERVICE SHEETS

SERVICE SHEETS (1925-1972) for Televisions, Radios, Transistors, Tape Recorders, Record Players, etc., by return post, with free Fault-Finding Guide. Prices from 5p. Over 8,000 models available. Catalogue 15p. Please send S.A.E. with all orders/enquiries. HAMILTON RADIO, 54 London Road, Bexhill, Sussex. Telephone: Bexhill 7097.

CASSETTES

TOP QUALITY, low noise audio magnetics cassettes with fitted screws, in library case, C60 30p, C90 40p, C120 50p. P&P 15p. Ingo Ltd., 72 West End Lane, London, NW6.

EDUCATIONAL

TECHNICAL TRAINING in Radio, TV & Electronics through world-famous ICS. For details of proven home-study courses write: ICS (Dept. 566), Inter-text House, London, SW8 4UJ.

MEN! You can earn £50 p.w. Learn computer operating. Send for FREE brochure—London Computer Operators Training Centre, G22 Oxford House, 9-15 Oxford Street, London, W.1.

FREE

TO ENGINEERS

Whatever your age or experience you must read New Opportunities. It describes the easiest way to pass A.M.S.E., A.M.L.M.I., City & Guilds (all branches), Gen. Cert., etc., and gives details of courses in all branches of engineering: Mechanics, Electrical, Civil, Auto, Aero, Radio, TV, Building, etc. You must read this book.

Send for your copy today—FREE!
B.I.E.T. B32, Aldermaston Court,
Reading, RG7 4PF

Accredited by the Council for the
Accreditation of Correspondence Colleges

BRITISH INSTITUTE OF ENGINEERING TECHNOLOGY

MISCELLANEOUS

RECORD TV SOUND using our loud-speaker isolating transformer. Provides safe connection to recorder. Instructions included. £1 post free. CROWBOROUGH ELECTRONICS (E.E.), Eridge Road, Crowborough, Sussex.

EXPERIMENTERS! Hundreds unusual items at GRIMSBY ELECTRONICS, Lambert Road, Grimsby, Lincs. List 5p.

AUDIO CONNECTORS & CABLE

DIN PLUGS: 2 pin speaker, 3 pin, 4 pin, 5 pin 180, 5 pin 240, 6 pin, 7 pin. All 10p each. Line sockets 11p each, Chassis sockets 9p each, 2.5mm & 3.5mm jack plugs 10p each. Screened 1" standard jack plugs: Mono 14p, Stereo 24p each. Phono plugs & sockets 8p each.

SCREENED CABLE: Single 5p/yard, Twin 8p/yard, Four core 14p/yard.

P&P 6p per order. C.W.O. to M.P.E. ELECTRONICS, 72a LONDON ROAD, CROYDON, SURREY CR0 2TB.

MUSICAL MIRACLES

KITS to build quality accessories:—

WAA-WAA all parts, electronic & mech. £2.95

FUZZORAMA quality fuzz box £4.75

BASS PEDAL 16" and 8" tones £33

BUILD A SYNTHESISER OR AUTO RHYTHM from Dewtron professional modules

Cat. 15p from D.E.W. Ltd., 254 Ringwood Road, Ferndown, Dorset BH23 9AR

SOUND SUPPLIES (LOUGHTON) CO. LTD.

for Eagle International and International Rectifier Products TOA P.A. Equipment and Mikes.

Capacitors, Resistors, Plugs, Sockets, Cables, Audio Leads, Semiconductor, Valves, Vero Board, etc., for the constructor.

ELECTRONICS DEPT. Tel. 01-508-8715
12 Smarts Lane, Loughbon, Essex.

Hours: 9.30 a.m.-1 p.m., 2-5 p.m. Mon., Tues. Wed. and Fri.: 9.30 a.m.-1 p.m., 2-5.30 p.m. Sat. Closed all day Thursday.

"SHORTWAVE VOICES OF THE WORLD," £1.55. An exceptional book. "World Radio TV Handbook," December 1971, £2.80. "How to Listen to the World," 1971, £1.35. Under £2, postage 10p. Deliveries first class mail, ask for price list. CWO or send no money—COD 25p. DAVID McGARVA, Box 114a, Edinburgh EH1 1HP.

CHROMASONIC ELECTRONICS is well and living at 56 Fortis Green Road, London N10 3HN. 40 page illustrated catalogue 20p post free.

NO NEED TO WORRY ABOUT A TRANSMITTING LICENCE

because this GPO approved transmitter/receiver kit does not use R.F. and you can get one easily. Your transmissions will be virtually SECRET since they won't be heard by conventional means. Actually it's TWO KITS IN ONE because you get all the printed-circuit boards and components for both the transmitter AND receiver. You're going to find this project REALLY FUN-TO-BUILD with the EASY-TO-FOLLOW instructions. An extremely flexible design with quite an AMAZING RANGE—has obvious applications for SCHOOL PROJECTS, LANGUAGE, LABORATORIES, SCOUT CAMPS, etc.

GET YOURS! SEND £5.50 NOW

S.A.E. for details

TO: BOFFIN PROJECTS,
DEPT. KEE,
4 CUNLIFF ROAD,
STONELEIGH, EWELL, SURREY

12 VOLT FLUORESCENT LIGHTS

(as illustrated)



Beat power cuts, be independent. Ideal for Caravans, Tent, Emergency Lighting, etc. Works anywhere where 12V is available. Guaranteed for six months, READY TO USE at:—

12ins 8watt £3.60 post paid

21ins 13watt £4.60 post paid

SALOP ELECTRONICS
23 Wyle Cop
Shrewsbury,
Shropshire. Callers welcome for lists or Enquiries Large S.A.E.

NEW NIP-E-BOARD PRINTED CIRCUIT SYSTEM for experimental circuits USE IT FOR E.E. PROJECTS



SRBP or fibreglass etched drilled or undrilled printed circuits, hole position grid matrix 0.1 x 0.15 in for flexible layout designs. Suitable for most transistors or i.c.s and edge connectors.

4p stamp for details

SRBP from 16p; fibreglass from 19p.

SPECIAL TRIAL PACK with pcb, edge connector, handle and insulated stand-off fixings—only 50p.

NIP ELECTRONICS

DEPT. EE
P.O. BOX 11
SEALBANS
HERTS.

EX COMPUTER PRINTED CIRCUIT PANELS
2in x 4in packed with semi-conductors and top quality resistors, capacitors, diodes, etc. Our price 10 boards 50p, P. & F. 7p. With a guaranteed minimum of 35 transistors. Data on transistors included.

SPECIAL BARGAIN PACK. 25 boards for £1, P. & F. 18p. With a guaranteed minimum of 85 transistors. Data on transistors included.

PANELS with 2 power transistors similar to OC28 on each board—components 2 boards (4xOC28) 50p, P. & F. 6p.

9 OA5, 3 OA10, 3 Pot Cores, 28 Resistors, 14 Capacitors, 3 GET 872, 3 GET 873, 1 GET 875. All long leaded on panels 13in x 4in. 4 for £1, P. & F. 25p.

709C OPERATIONAL AMPLIFIER TOS
8 lead I.C. 1 off 50p. 50 off 35p. 100 off 20p.

250 MIXED RESISTORS 62p
½ and ¼ watt.

150 MIXED HI STABS 62p
½, ¼ and 1 watt 5% and better.

QUARTZ HALOGEN BULBS
With long leads. 12V 55W for car spot lights, projectors, etc. 50p each, P. & F. 5p.

GPO EXTENSION TELEPHONES
with dial but without bell. 95p each, P. & F. 30p, £1.75 for 2, P. & F. 50p.

BARGAIN RELAY OFFER
Single pole change over silver contacts 25V to 50V. 2-5kΩ coil. 8 for 50p, P. & F. 5p.

KEYTRONICS mail order only
44 EARLS COURT ROAD
LONDON, W.8 01-478 8499

IT COSTS NO MORE

To use guaranteed professional components. Don't risk failure in your building projects by using suspect junk-box items. We are able to supply, mostly by return of post, the entire range distributed by R. S. Components Ltd.



Printed circuit type CAPACITORS, electrolytic, low voltage, small size. In the following µF/V: 0.47/63, 1/63, 4.7/40, 10/63, 22/40, 100/10, at 7p each. 47/40 at 10p each. 100/63, 220/40, 470/16 at 13p each. 1000/16 at 16p each.

Phenolic Resin Boards, 172 x 133 x 1.57mm, punched 6.3mm grid, as used for Demo Deck, at 22p each. Turret Tags for above Boards, at 95p per pack of 144.

Miniature Moulded Bridge RECTIFIERS for printed circuit mounting. REC 60, 800 volts, 0.9 amp, 34p each. REC 65, 800 volts, 1.3 amps, 45p each.

All of the above and many, many other high grade components, are shown in our CATALOGUE. Price 25p by return of post.

All prices POST FREE in U.K.
Mail Order Only From—

Dept. EE, P.O. Box No. 1, Uxbridge Major, Ginnorgan CF6 9YN

NEW
15 watt Hi Fi AMPLIFIERS
Frequency response 15 to 19000cs. Signal to noise > 70db. Input sens. 750mv into 2k.
ELECTRONICS
105, GRANGE ROAD, LONDON S.E. 25.

£3.75 each plus 25p p.p. 0.97

BODINE TYPE N.C.I. GEARED MOTOR
(Type 1) 71 r.p.m. Torque 10lb. inch. Reversible. 1/70th h.p. 30 cycle, 0.38 amp (Type 2) 22 r.p.m. Torque 20lb. inch. Reversible. 1/80th h.p., 50 cycle, 0.28 amp. "As new" condition. Input voltage of motor 115V a.c. Supplied complete with transformer for 230/240V a.c. input. Price, either type £3.50 plus 35p P. & F. or less transformer £2.25 plus 27p P. & F.

CONSTANT SPEED, PRECISION MADE VOLT D.C. GOVERNED MOTOR
Seven pole armature, ballrace bearing. 2.750 r.p.m. Length 2 1/2 in. Shaft length 3/4 in. Shaft dia. 5/64 in. No load 40 mA. Normal load 350 mA. Price £1.75 P. & F. 10p.

230V/240V COMPACT SYNCHRONOUS GEARED MOTORS
Manufactured by either Sangamo, Haydon or Smith. Built-in gearbox.
1 R.P.M. cw 1 R.P.H. A/cw 6 R.P.H. cw 20 R.P.H. cw 2 R.P.H. cw
60 R.P.M. cw 3 R.P.H. A/cw 30 R.P.H. cw cw=Clockwise. A/cw=Anti-clockwise. Fraction of makers' price. All at 75p incl. P. & P.

17 WAY SELECTOR SWITCH with RESET COIL
This fascinating electro mechanical device can be switched through 17 positions and can be reset from any position by energising the reset coil. 110 volt operation or 230/240V a.c. with 500 ohm 10W resistor or 50V d.c. Two for £1. P. & F. 10p.

PROGRAMME TIMERS
(Mfr. by 'Magnetic Devices Ltd.')

240V A.C. 5 r.p.m. 'Crouzet' motor. Drives 15 cams, each operating a 10 amp c/o micro switch. Cams are individually variable, allowing innumerable combinations. Ideally suited for machinery control, automation, etc. Also in the field of entertainment, for chaser lights, animated displays, etc. NEW PRICE: £5.75. P. & F. 25p.

ELECTRONIC ORGAN KIT
Easy to build. Solid State. Two full octave (less sharps and flats). Fitted hardwood case. Powered by two penlite 1 1/2V batteries. Complete set of parts including speaker, etc., together with full instructions and 10 tunes. Price £3.00. P. & F. 22p.

50 in 1 ELECTRONIC PROJECT KIT
50 easy to build Projects. No soldering, no special tools required. The kit includes Speaker, Meter, Relay, Transformer, plus a host of other components and a 56-page instruction leaflet. Some examples of the 50 possible Projects are: Sound Level Meter, 2 Transistor Radio, Amplifier, etc. Price £7.75. P. & F. 30p.

CRYSTAL RADIO KIT
Complete set of parts, including: Crystal Diode, Ferrite Aerial, Drilled Chassis, and Personal Ear Piece. No soldering, easy to build, full step by step instruction. £1.75 inc. post.

VENNER Electric Time Switch
200/250V Ex. GPO. Tested. Manually set 2 on, 2 off every 24h. Override switch: 10A £2.75, 15A £3.25, 20A £3.75, 30A £3.95. P. & F. 22p. Also available with solar dial ON/dusk, OFF dawn. Price as above.

PARVALUX TYPE SD2. 200/250 VOLT A.C. D.C. HIGH SPEED MOTOR
Speed 9,000 r.p.m. approx. or 3,200 r.p.m. if used with built in governor, or variable speed over a wide range if used in conjunction with our Dimmer switch, illustrated adjacent. PRICE: £1.75 P. & F. 25p

VARIABLE VOLTAGE TRANSFORMERS
INPUT 230/140V a.c. 50/60 OUTPUT VARIABLE 0.260V from ½ to 50 amp stock. SHROUDED TYPE
1 amp, £7.00 2.5 amp, £8.05 5 amp, £11.75 10 amp, £22.50 20 amp, £49.00 15 amp, £25.00 25 amp, £58.00 37.5 amp, £82.00 50 amp, £98.00
OPEN TYPE (Panel Mounted) ½ amp, £4.75. 1 amp, £7.00 2 1/2 amp, £8.05. All types carriage paid.

Superior Quality Precision Made NEW POWER RHEOSTATS
100 WATT. 1 ohm, 10A; 5 ohm, 4.7A; 10 ohm, 3A; 25 ohm, 2A; 50 ohm, 1.4A; 100 ohm, 1A; 250 ohm, 0.7A; 500 ohm, 0.45A; 1 kΩ, 280 mA; 1.5 kΩ, 230 mA; 2.5 kΩ, 140 mA. Diameter 3 1/2 in. Shaft length 7 in. dia. 1/2 in. All at £1.45 each. P. & F. 7p.
50 WATT. 1/5/10/25/50/100/250/500/1k/1.5k/2.5k/5kΩ. All at £1.15 each. P. & F. 7p.
25 WATT. 10/25/50/100/250/300/500/1k/1.5k/2.5k/5kΩ. All at 90p each. P. & F. 7p.

STROBE! STROBE! STROBE!
Build a Strobe Unit, using the latest type Xenon white light flash tube. Solid state timing and triggering circuit. 230/250V a.c. operation. **EXPERIMENTERS' ECONOMY KIT** Speed adjustable 1-80 f.p.s. per sec. All electronic components including Veroboard S.C.R. Unifunction Xenon Tube and instructions £6.30, plus 25p P. & F. **NEW INDUSTRIAL KIT** Ideally suitable for schools, laboratories, etc. Roller tin printed circuit. New trigger coil, plastic thyristor. Speed adjustable 1-80 f.p.s. Price £10.50. P. & F. 50p. **HY-LIGHT STROBE MK III** Designed and produced for use in large halls and utilises a silica tube printed circuit. Speed adjustable 0-30 f.p.s. Light output approx. 4 joules. £12.00. P. & F. 50p. **SPECIALLY DESIGNED. FULLY VENTILATED METAL CASE.** Including reflector. £4.00 P. & F. 45p. Post paid with kit.

THE 'SUPER' HY-LIGHT KIT
Approx. four times the light output of our well proven Hy-Light strobe. Incorporating:
● Variable speed from 1-23 flash per sec.
● Reactor control circuit producing an intense white light. Never before a Strobe Kit with so HIGH an output at so LOW a price. ONLY £20 plus 75p P. & F.
ATTRACTIVE, ROBUST, FULLY VENTILATED METAL CASE specially designed for the Super Hy-Light Kit including reflector. £7.00 P. & F. 45p.
7-inch POLISHED REFLECTOR Ideally suited for above Strobe kits. Price 53p, P. & F. 13p or post paid with kits.
6 in colour wheel as used for disco lighting effects etc. £5.75 incl. P. & F. can be operated from our 1 rpm synchronous motor 75p incl. P. & F.

RELAYS New SIEMENS PLESSEY, etc. Miniature Relays at competitive prices.

1	2	3	4	1	2	3	4
52	3-6	2 c/o	63p	700	22-30	6 c/o	75p
410	10-18	4 c/o	73p	700	15-35	2 c/o HD	73p
600	12-24	4 c/o	78p	700	16-24	6M	65p
600	18-32	4 c/o	78p	1,250	24-36	4 c/o	63p
700	16-24	4M 2B	63p	2,500	36-45	6M	63p
700	16-24	4 c/o	78p	2,400	30-48	4 c/o	50p
700	12-24	2 c/o	63p	9,000	40-70	2 c/o	50p
700	6-12	1 c/o HD 50p	15k	85-110	6M		50p

(1) Coil ohms; (2) Working d.c. volts; (3) Contacts; (4) Price (HD) Heavy Duty. All Post Paid. *Including Base.

12 VOLT D.C. RELAY 140 OHM COIL
Three set c/o contacts rated at 5 amps. 75p incl. P. & F. (Similar to illustration below).

'DIAMOND H' 230 VOLT A.C. RELAYS
Three sets c/o contacts rated at 5 amps. Price: 50p P. & F. 10p. (100 lots £40.00 incl. P. & F.) (UNUSED)

'KEY SWITCH' 230 VOLT A.C. RELAYS
One set c/o contacts rated at 7.5 amps. BOXED. Price: 40p. P. & F. 5p. (100 lots £32.00 incl. P. & F.)

MINIATURE LATCHING RELAY
Manufactured by Clare-Elliott Ltd. (Type F). 2 c/o permanent latching in either direction. Coil 1150 ohm, 15-30 Volt D.C. Size 1/2" high 1" wide, 1/2" thick. Complete with 3" leads. New 73p incl. P. & F.

MICRO SWITCH—very special offer 5 amp c/o contacts. Fitted with removable push button assembly. Ex. P.O. 20 for £1 inc. post. (Min. order 20).

600 WATT DIMMER SWITCH
Easily fitted. Fully guaranteed by makers. Will control up to 600W of all lights except fluorescent at mains voltage. Complete with simple instructions. £3 incl. P. & F.

SERVICE TRADING CO
All Mail Orders—Also Callers—Ample Parking Space
Dept. E.E. 57 Bridgman Road, Chiswick, London, W4 5BB
Phone 01-995 1560 SHOWROOM NOW OPEN MON.-FRI.
Personal callers only. Open Sat.
9 LITTLE NEWPORT ST.
LONDON WC2H 7JJ 01-437 0579

HENRY'S - Your complete Semi-Conductor Store!

INTEGRATED CIRCUITS

Why buy alternatives when you can buy the genuine article from our competitive prices from stock. **BRANDED FROM TEXAS I.T.T. FAIRCHILD**

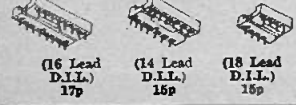
Type	1/11 12/24 25/99	Type	1/11 12/24 25/99	Type	1/11 12/24 25/99
SN7400	0-20 0-18 0-18	SN7450	0-20 0-18 0-18	SN74145	1-50 1-40 1-30
SN7401	0-20 0-18 0-18	SN7451	0-20 0-18 0-18	SN74150	3-85 2-95 2-15
SN7402	0-20 0-18 0-18	SN7453	0-20 0-18 0-18	SN74151	1-10 0-95 0-90
SN7403	0-20 0-18 0-18	SN7454	0-20 0-18 0-18	SN74153	1-25 1-27 1-20
SN7404	0-20 0-18 0-18	SN7460	0-20 0-18 0-18	SN74154	2-00 1-75 1-55
SN7405	0-20 0-18 0-18	SN7470	0-20 0-27 0-25	SN74155	1-65 1-47 1-35
SN7406	0-20 0-27 0-25	SN7472	0-20 0-27 0-25	SN74156	1-85 1-47 1-35
SN7407	0-20 0-27 0-25	SN7473	0-20 0-27 0-25	SN74157	1-80 1-70 1-50
SN7408	0-20 0-19 0-18	SN7474	0-40 0-37 0-35	SN74160	2-60 2-40 2-25
SN7409	0-45 0-42 0-35	SN7475	0-55 0-52 0-50	SN74161	2-40 2-40 2-25
SN7410	0-20 0-18 0-18	SN7476	0-45 0-42 0-39	SN74162	3-40 3-25 3-00
SN7411	0-23 0-22 0-20	SN7480	0-80 0-75 0-67	SN74163	3-40 3-25 3-00
SN7412	0-42 0-40 0-35	SN7481	1-25 1-15 1-10	SN74164	2-40 2-30 2-20
SN7413	0-30 0-27 0-25	SN7482	0-40 0-37 0-35	SN74165	4-00 3-50 3-00
SN7416	0-30 0-27 0-25	SN7483	1-00 0-80 0-85	SN74166	4-00 3-50 3-00
SN7417	0-30 0-27 0-25	SN7484	0-90 0-85 0-80	SN74167	6-25 5-50 5-10
SN7420	0-20 0-18 0-18	SN7486	0-45 0-41 0-38	SN74170	4-10 3-35 3-06
SN7422	0-48 0-44 0-40	SN7490	0-75 0-70 0-65	SN74174	2-00 1-75 1-30
SN7423	0-48 0-44 0-40	SN7491AN	1-00 0-95 0-90	SN74175	1-35 1-27 1-15
SN7425	0-48 0-44 0-40	SN7492	0-75 0-70 0-65	SN74176	1-60 1-35 1-20
SN7427	0-50 0-45 0-42	SN7494	0-90 0-75 0-70	SN74180	1-55 1-30 1-20
SN7428	0-50 0-45 0-42	SN7495	0-80 0-75 0-70	SN74181	7-00 6-00 5-50
SN7430	0-20 0-18 0-18	SN7496	1-00 0-97 0-95	SN74182	2-00 1-80 1-60
SN7432	0-48 0-39 0-35	SN7497	6-25 5-50 5-00	SN74184	2-40 2-00 1-80
SN7433	0-70 0-61 0-44	SN74100	2-40 2-30 2-20	SN74185A	2-40 2-00 1-80
SN7437	0-65 0-60 0-50	SN74104	1-45 1-35 1-20	SN74190	1-95 1-85 1-75
SN7438	0-65 0-60 0-50	SN74106	1-45 1-35 1-20	SN74191	1-95 1-85 1-75
SN7440	0-75 0-72 0-70	SN74107	0-50 0-45 0-40	SN74192	2-00 1-90 1-80
SN7441AM	0-75 0-72 0-70	SN74110	0-50 0-45 0-40	SN74193	2-00 1-90 1-80
SN7442	0-75 0-72 0-70	SN74111	1-00 0-95 0-90	SN74194	2-50 2-25 1-90
SN7443	1-00 0-95 0-90	SN74119	1-90 1-75 1-65	SN74195	1-95 1-70 1-60
SN7445	2-00 1-75 1-60	SN74121	1-60 0-55 0-50	SN74196	1-50 1-40 1-30
SN7446	2-00 1-75 1-60	SN74122	1-35 1-25 1-10	SN74197	1-50 1-40 1-30
SN7447	1-75 1-60 1-45	SN74123	2-70 2-55 2-47	SN74198	4-60 3-70 3-35
SN7448	1-75 1-60 1-45	SN74141	1-00 0-85 0-80	SN74199	4-60 3-70 3-35

PRICES OF 7400 SERIES ARE CALCULATED ON THE TOTAL NUMBER ORDERED REGARDLESS OF MIX
LARGER QUANTITY PRICES PHONE (01) 402 4891
TEXAS HANDBOOK NO. 2 I.C. 700 PAGES DATA 60p. POST 15p.
HIGH POWER SN 74 100 Now in stock - send for list No. 36
LOW POWER SN 74 100

A SELECTION OF SEMI-CONDUCTORS FROM STOCK

AA530 10p	BC147 12p	BU105 2.25	OC44 15p	T1843 35p	2N3055 55p
AA742 15p	BC169C 12p	BY100 15p	OC45 15p	V405A 25p	2N3440 75p
AAZ13 10p	BC182 10p	BY126 15p	OC57 50p	ZTX108 12p	2N3442 1.25
AC107 35p	BC214 15p	BY127 15p	OC71 15p	ZTX300 12p	2N3425 75p
AC126 25p	BCY32 75p	BY213 35p	OC73 25p	ZTX301 15p	2N3614 55p
AC127 25p	BCY34 35p	CG1673 85p	OC77 15p	ZTX302 18p	2N3615 75p
AC128 25p	BCY39 1.00	GET111 55p	OC81 25p	ZTX341 20p	2N3702 10p
AC176 85p	BOV42 30p	GET115 55p	OC83 25p	ZTX503 15p	2N3704 10p
AC187 25p	BCY43 25p	GET880 45p	OC140 55p	ZG301 80p	2N3714 1.80
AC188 25p	BCY53 2.50	LM309K	OC170 25p	ZG301 80p	2N3714 1.80
ACY17 30p	BCY70 15p	(T08) 1.87	OC171 30p	2N404 20p	2N3771 1.75
ACY20 30p	BCY71 20p	MAT121 25p	OC200 45p	2N406 15p	2N3772 2.00
ACY21 25p	BCY72 1.00	MJE340 50p	OC201 75p	2N496 15p	2N3790 2.25
ACY39 35p	BCY87 2.99	MJE370 70p	OC202 80p	2N697 15p	2N3819 35p
AD140 50p	BCZ11 50p	MJE520 75p	OC203 50p	2N706 10p	2N3820 50p
AD149 50p	BD124 80p	MJE29.5	OC210 55p	2N930 20p	2N3866 85p
AD161 35p	BD131 75p	1-10	OC170 25p	2N987 45p	2N3903 15p
AD162 35p	BD132 80p	MJE3055	OC200 45p	2N131 25p	2N3906 15p
AF117 20p	BF115 25p	MPF105 40p	OC201 75p	2N132 25p	2N4061 12p
AF118 50p	BF167 25p	NKT214 20p	OC202 80p	2N133 25p	2N4062 12p
AF124 25p	BF173 25p	NKT216 40p	OC203 50p	2N134 22p	2N4126 15p
AF139 30p	BF179 30p	NKT217 40p	OC204 50p	2N135 22p	2N4271 35p
AF196 40p	BF210 30p	NKT408 70p	OC205 50p	2N137 25p	2N4487 30p
AF239 40p	BF194 15p	NKT404 80p	OC206 50p	2N138 25p	2N4777 55p
ABY27 30p	BF195 15p	OAS 50p	OC207 50p	2N139 25p	2N4801 1.00
ABY28 25p	BF861 25p	OAS 50p	OC208 50p	2N1671 1.00	2N5012 10.00
BA102 30p	BF898 25p	OAS 50p	OC209 50p	2N2147 75p	2N5018 6.25
BA115 7p	BFX13 25p	OAS1 10p	OC210 55p	2N2160 55p	2N5026 8.00
BA145 15p	BFX34 75p	OAS1 7p	OC211 55p	2N2217 25p	2N5031 5.00
BAX12 5p	BFX47 30p	OAS20 7p	OC212 55p	2N2221 20p	2N5035 85p
BC107 10p	BFY30 20p	OC16 75p	OC213 55p	2N2222A 25p	2N5042 95p
BC108 10p	BFY51 20p	OC20 95p	OC214 55p	TIP34A 1-00	40250 50p
BC109 10p	BFY52 20p	OC23 85p	OC215 55p	TIP34A 1-50	40360 40p
BC109C 12p	BFY64 50p	OC25 40p	OC216 55p	TIP35A 2-50	40361 40p
BC113 15p	BFY90 50p	OC28 65p	OC217 55p	TIP36A 2-00	40362 50p
BC117 20p	BLY36 8.90	OC36 65p	OC218 55p	TIP36A 2-50	40408 75p
BC143 35p	BSX20 15p	OC42 40p	OC219 55p	TIP41A 75p	40486 75p
	BSY27 15p		OC220 55p	TIP42A 85p	2N3053 20p
			OC221 55p		2N3054 20p
			OC222 55p		40430 1.00

INTEGRATED CIRCUIT SOCKETS LOW PROFILE PLATED PINS



QUANTITY DISCOUNTS

ANY ONE TYPE
10% 12+ ; 15% 25+ ;
20% 100+ ; 25% 250+
From above sections except Integrated Circuits and Special Offers where discounts are included.
Minimum order value £1 please.
Postage 7p on all orders.

SPECIAL OFFERS! SEMI-CONDUCTORS

BFY90 1000 MC/S	59p	2N2916 All Colours	10p
25 + 20p		25 + 9p	
100 + 17p		100 + 8p	
500 + 15p		500 + 6p	
		1000 + 5p	
AF117 Mullard 25p		2N3819 exas 35p	
25 + 17p		25 + 30p	
100 + 15p		100 + 25p	
500 + 12p		500 + 20p	
		1000 + 15p	
OC170 Mullard 25p		BC107, BC108, BC109 All Makes	10p
25 + 20p		25 + 8p	
100 + 18p		100 + 7p	
500 + 15p		500 + 6p	
1000 + 13p		1000 + 5p	
BY127 Mullard 15p		AD161, AD162 35p	
25 + 12p		25 + 32p	
100 + 10p		100 + 25p	
500 + 9p		500 + 25p	
1000 + 8p		1000 + 22p	
OA202 10p		2N3053S G.S. 20p	
25 + 8p		25 + 18p	
100 + 7p		100 + 15p	
500 + 6p		500 + 12p	
1000 + 5p		1000 + 10p	
OC35 Mullard 50p		2N3055 55p	
25 + 45p		25 + 50p	
100 + 40p		100 + 45p	
500 + 35p		500 + 38p	
1000 + 30p		1000 + 33p	

ZENER DIODES

400 M/W 5%
Miniature
BZY 88 Range
All voltages
3-3 - 33 Volt
10p each.
25 + 8p
100 + 8p
500 + 6.5p
1000 + 5p
Any one type.
1 1/2 Watt 5%
Wire Ends
Metal Case
All voltages
6-8 - 100 Volts
20p each
25 + 18p
100 + 17p
500 + 12p
1000 + 10p
Any one type.
3 Watt Plastic
Wire Ends 5%
ZZZ Range
All voltages
6-8 - 100 Volts
30p each.

LINEAR (O/P AMPS)

709C T06 75p
709C T09 35p
709C D.I.L. 35p
723C T09 41.00
723C D.I.L. 80p
723C T09 41.50
741C T09 55p
741C D.I.L. 55p
741C T09 41.10
747C D.I.L.
72741P D.I.L. 60p
72747P D.I.L. 60p
SINCLAIR IC12 41.50
TOSHIBA TH9013P 20 Watt AMP
2447 POST PAID TH9014P Pre Amp 41.50
DATA AND CIRCUITS REF. 42 10p
FREE WITH PURCHASES

TRANSISTORS, TRIACS, BRIDGES, SCR's, LDR's

SILICON RECTIFIERS WIRE ENDED PLASTIC
Type P.I.V. 1-11
1 amp miniature
IN4001 50 6
IN4002 100 7
IN4003 200 8
IN4004 400 8
IN4006 600 10
IN4008 800 12
IN4007 1000 15
1.5 amp miniature
PL4001 50 8
PL4002 100 9
PL4003 200 10
PL4004 400 12
PL4005 600 15
PL4006 800 15
PL4007 1000 16
NEW FREE BOOKLET (No. 36)
Over 1500 types - send for yours today!

FLESSEY INTEGRATED CIRCUIT 3 Watt Amplifier SL403D

Complete with 8-page booklet, circuits and data.
£1.50 each

TRIACS

Type	Volts P.I.V.	Price 1-11
3 AMP RANGE		
SC35A	100	75p
SC35B	200	75p
SC35D	400	85p
6 AMP RANGE (T048)		
SC40A	100	85p
SC40B	200	90p
SC40C	400	£1.00
SC40E	500	£1.20
10 AMP RANGE (T045)		
SC45A	100	95p
SC45B	200	£1.00
SC45D	400	£1.25
SC45E	500	£1.45
15 AMP RANGE (T048)		
SC50A	100	£1.25
SC50B	200	£1.35
SC50D	400	£1.85
SC50E	500	£1.85
DIAC D32 25p		
TRIACS - Additional Types		
40430 (T066)	85p	
40669 (Plastic)		
40486 (T05)	£1.00	
40486 (T05)	80p	

NEW BRIDGE RECTIFIERS

SMALL SIZE AND LOW COST
Type Volts P.I.V. 1-11
HALF AMP
BO5/05 50 20p
RO5/10 100 25p
ONE AMP 1 x 1 x H
TUBULAR
B1/05 50 25p
B1/10 100 25p
B1/20 200 30p
B1/60 600 35p
ONE AMP (G.L.)
TUBULAR
W06S 50 30p
W01 100 35p
W02 200 40p
W06 600 45p
TWO AMPS 1 x 1 x L
B2/05 50 35p
B2/100 100 40p
B2/200 200 45p
B2/600 600 50p
B2/1000 1000 60p
FOUR AMPS
B4/100 100 60p
B4/200 200 65p
B4/400 400 70p
B4/600 600 75p
B4/800 800 80p
SIX AMPS
B6/100 100 70p
B6/200 200 75p
B6/400 400 90p
B6/600 600 95p

SILICON CONTROLLED RECTIFIERS

Type Volts P.I.V. 1-11
ONE AMP
CRS 1/05 50 25p
CRS 1/10 100 20p
CRS 1/20 200 25p
CRS 1/40 400 30p
CRS 1/60 600 45p
THREE AMP (T048)
CRS 3/05 50 30p
CRS 3/10 100 30p
CRS 3/20 200 35p
CRS 3/40 400 45p
CRS 3/60 600

Build yourself a TRANSISTOR RADIO

NEW! ROAMER 10 WITH VHF INCLUDING AIRCRAFT

10 TRANSISTORS. 9 TUNABLE WAVEBANDS, MW1, MW2, LW, SW1, SW2, SW3, TRAWLER BAND. VHF AND LOCAL STATIONS AND AIRCRAFT BAND


Built in Ferrite Rod Aerial for MW/LW. Retractable, chrome plated Telescopic Aerial, for peak short wave and VHF listening. Push Pull output using 600mw Transistors. Car Aerial and Tape Record Sockets. Switched Earpiece Socket complete with Earpiece. 10 Transistors plus 3 Diodes. 8" x 2 1/2" Speaker. Air Spaced ganged Tuning Condenser with VHF section. Volume on/off. Wave Change and Tone Control. Attractive Case in black with silver blocking. Size 9" x 7" x 4". Easy to follow instructions and diagrams. Parts price list and easy build plans 30p (FREE with parts).

Total building cost

£8-50

P. P. & Ins. 50p

(Overseas P. & P. £1)



ROAMER EIGHT Mk I

NOW WITH VARIABLE TONE CONTROL



7 Tunable Wavebands: MW1, MW2, LW, SW1, SW2, SW3 and Trawler Band. Built in Ferrite Rod Aerial for MW and LW. Retractable chrome plated Telescopic aerial for Short Waves. Push pull output using 600mW transistors. Car aerial and Tape record sockets. Selectivity switch. Switched earpiece socket complete with earpiece. 8 transistors plus 3 diodes. 8" x 2 1/2" Speaker. Air spaced ganged tuning condenser. Volume/on/off, tuning, wave change and tone controls. Attractive case in rich chestnut shade with gold blocking. Size 9 x 7 x 4in. approx. Easy to follow instructions and diagrams. Parts Price List and Easy Build Plans 25p (FREE with parts).


Total building cost **£6-98** P.P. & (Overseas P. & P. £1) Ins. 41p.

ROAMER SEVEN MK JV

7 Tunable Wavebands: MW1, MW2, LW, SW1, SW2, SW3 and Trawler

Band. Extra Medium waveband provides easier tuning of Radio Luxembourg, etc. Built in ferrite rod aerial for MW and LW. Retractable 4 section 24in. chrome plated telescopic aerial for SW. Socket for Car Aerial. Powerful push-pull output. 7 transistors and 2 diodes. 8" x 2 1/2" speaker. Air spaced ganged tuning condenser. Volume/on/off, tuning and wave change controls. Attractive case with carrying handle. Size 9 x 7 x 4in. approx. Easy to follow instructions and diagrams. Parts price list and easy build plans 15p (FREE with parts). Earpiece with plug and switched socket for private listening, 30p extra.


Total building costs **£5-98** P.P. & (Overseas P. & P. £1) Ins. 41p.



ROAMER SIX

6 Tunable Wavebands: MW, LW, SW1, SW2, Trawler band plus an extra M.W. band for easier tuning of Luxembourg etc. Sensitive ferrite rod aerial and telescopic aerial for Short Waves. 3in. Speaker. 8 stages—6 transistors and 2 diodes Attractive black case with red grille, dial and black knobs with polished metal inserts. Size 9 x 5 1/2 x 2 1/2in. approx. Easy build plans and parts price list 15p (FREE with parts). Earpiece with plug and switched socket for private listening 20p extra.

Total building costs **£3-98** P.P. & (Overseas P. & P. £1) Ins. 20p




POCKET FIVE

3 Tunable Wavebands: MW, LW, Trawler Band with extended M.W. band for easier tuning of Luxembourg, etc.

7 stages—5 transistors and 2 diodes, super-sensitive ferrite rod aerial, fine tone moving coil speaker. Attractive black and gold case. Size 6 1/2 x 4 1/2 x 3 1/2in. Easy build plans and parts price list 10p (FREE with parts). Earpiece with plug and switched socket for private listening 30p extra.

Total building costs **£2-29** P.P. & (Overseas P. & P. 63p) Ins. 21p



TRANSONA FIVE

5 TRANSISTORS AND 2 DIODES

3 Tunable Wavebands: MW, LW and Trawler Band. 7 stage—5 transistors and 2 diodes, ferrite rod aerial, tuning condenser volume control, fine tone moving coil speaker. Attractive case with red speaker grille. Size 6 1/2 x 4 1/2 x 1 1/2in. Easy build plans and parts price list 10p (FREE with parts). Earpiece with plug and switched socket for private listening 30p extra.

Total building costs **£2-50** P.P. & (Overseas P. & P. 63p) Ins. 22p




TRANS EIGHT

8 TRANSISTORS and 3 DIODES

6 Tunable Wavebands: MW, LW, SW1, SW2, SW3 and Trawler Band. Sensitive ferrite rod aerial for M.W. and L.W. Telescopic aerial for Short Waves. 3in. Speaker. 8 improved type transistors plus 3 diodes. Attractive case in black with red grille, dial and black knobs with polished metal inserts. Size 9 x 5 1/2 x 2 1/2in. approx. Push pull output. Battery economiser switch for extended battery life. Ample power to drive a larger speaker. Parts price list and easy build plans 25p (FREE with parts). Earpiece with plug and switched socket for private listening 30p extra.

Total building costs **£4-48** P.P. & (Overseas P. & P. £1) Ins. 31p



NEW! "EDU-KIT"

BUILD RADIOS, AMPLIFIERS, ETC., FROM EASY STAGE DIAGRAMS. FIVE UNITS, INCLUDING MASTER UNIT TO CONSTRUCT.

COMPONENTS INCLUDE:
Tuning Condenser: 2 Volume Controls: 2 Slider Switches: 3 inch Speaker: Terminal Strip: Ferrite Rod Aerial: 3 Plugs and Sockets: Battery Clips: 4 Tag Boards: Balanced Armature Unit: 10 Transistors: 4 Diodes: Resistors: Capacitors: Three 1" Knobs.
Units once constructed are detachable from Master Unit, enabling them to be stored for future use. Ideal for Schools, Educational Authorities and all those interested in radio construction.

All parts including Case and Plans **£5-50** P.P. & (Overseas P. & P. £1) Ins. 31p



FULL AFTER SALES SERVICE

Callers side entrance Barratts Shoe Shop
Open 10-1, 2.30-4.30 Mon.-Fri. 9-12 Sat.

RADIO EXCHANGE CO

61 HIGH STREET, BEDFORD. Tel. 0234 52367

I enclose £..... please send items marked

ROAMER TEN	<input type="checkbox"/>	ROAMER SEVEN	<input type="checkbox"/>
ROAMER EIGHT	<input type="checkbox"/>	TRANS EIGHT	<input type="checkbox"/>
TRANSONA FIVE	<input type="checkbox"/>	ROAMER SIX	<input type="checkbox"/>
POCKET FIVE	<input type="checkbox"/>	EDU-KIT	<input type="checkbox"/>

Parts price list and plans for

Name

Address

(Dept. E.E.11.)

Mrs. Parfett.

HENRY'S RADIO LIMITED

ENGLAND'S LEADING ELECTRONIC CENTRES

HENRY'S RADIO

HI-FI · ELECTRONIC COMPONENTS · TEST · P.A. · DISCOTHEQUE · LIGHTING · MAIL ORDER

BUILD THE TEXAN

20 + 20 WATT INTEGRATED I.C. STEREO AMPLIFIER

★ FREE TEAK CABINET with complete kits!

FEATURES. New slim design with 6 - IC's, IC Sockets, 10 silicon transistors, 4 rectifiers, 2 zeners, special Gardener's low field slim line transformer. Fibre glass PC panel. Complete chassis work.

HIGH QUALITY & STABILITY ARE PREDOMINATE FEATURES — DEVELOPED BY TEXAS ENGINEERS FOR PERFORMANCE, RELIABILITY AND EASE OF CONSTRUCTION.

FACILITIES. On/off switch indicator, headphone socket, separate treble, bass, volume and balance controls, scratch and rumble filters, mono/stereo switch, Input selector; Mag. P.U. Radio Tuner, Aux. Can be altered for Mic., Tape, Tape-head, etc (Parts list Ref. 20 on request).



(As featured in "Practical Wireless" May to August 1972)

SPECIAL KIT PRICE

£28.50 P & P 45p

COMPLETE WITH FREE TEAK CABINET
Designer approved kits only available from Henry's

★ SLIM DESIGN WITH SILVER TRIM
Overall chassis size 14 1/2" x 6" x 2" high

RECORD DECKS

- SP25/3 £10.75 HT70 £15.00
- MP60 £10.40 MP610 £14.15
- AP76 £18.95 GL72 £22.25
- WITH PLINTH/COVER
- (Post 70p)
- MP60 £17.20 TD150AB £41.45
- HT70 £21.60
- HL(GL75) PL12AC
- £35.25
- MP610 £20.35 BD2 £32.25
- CART/PLINTH/COVER
- (Post 70p)
- (HL) AP76/G800/PC £29.95
- (HL) SP25-3/G800H/PC
- £18.95
- HT70/G800/PC £27.00
- (HL) 2025TC, 9TAHCD/PC
- £13.50
- MP60/CSMD/PC £17.25
- (HL) GL75/G800/PC £44.15
- (HL) GL72/G800/PC £35.50

ULTRASONIC TRANSDUCERS

Operate at 40Kc/s up to 100 yds. Ideal remote switching and signalling. Complete with data and circuit. Price PER PAIR £5.90. Post 10p.

TEXAS PUBLICATIONS

1-100 watt Amplifiers and Pre-amplifier. 77 pages, Layouts and data £1.25. 700-page IC Data Book (No. 2) all TTL IC's. 60p. £20-page Transistor Data (No. 3) 60p. 340-page Transistor Data (No. 4) 60p. (Post, etc. 20p each).

POWER INTEGRATED CIRCUITS

Plessey SL403D—3 watt with 8-page data, layouts and circuits £1.50. P.C. Board 60p. Heat Sink 14p. Sinclair IC12—6 watt with data and circuits £1.80. TH9013P—20 watt Power Amp Module £4.57. TH9014P—IC Pre-amplifier £1.50. Data/Circuits for above No. 42. 10p.

7 SEG & NIXIE TUBES

(Post 15p per 1 to 6)
XN3, XN13, GN6 0-9 side view with data, 85p.
GNP-7, GNP-8 0-9 side view with decimal points and data, 95p.
301E 7 seg £2 each. £7 per 4 with data.
12 and 24 hour clock circuits for above Ref. No. 31. 15p.

Miniature Amplifier

5 transistor. 300mW o/p. Fitted volume and sensitivity control. 9 volt operated. £1.75 each PIP 15p.

Quality Slider Controls

60mm stroke single and ganged. Complete with knobs. 5K, 10K, 25K, 100K, 500K. 1 mee, Log and Lin. 45p each, 10K, 25K, 50K, 100K, Log and Lin ganged. 75p each.

Hi-Fi & Tape Equipment

Acknowledged as U.K.'s Largest Stockists with Lowest Prices Plus 12 months Guarantee. Write or call for FREE 12 page lists (Ref. 16/17)

Transistors - IC's - Rectifiers - SCR'S - Triacs, etc. NEW FREE LISTS Ref. No. 36 on request.

LOW COST HI-FI SPEAKERS



E.M.I. Size 13 1/4" x 8 1/4". Large Ceramic Magnet. TYPE 150 6 watt, 3, 8 or 15 ohms £2.20. Post 22p. TYPE 150 TC Twin cone version £2.75. Post 22p. TYPE 450 10 watt with twin tweeters and crossover, 3, 8 or 15 ohms. £3.85. Post 25p. TYPE 350 20 watt with tweeter and crossover, 8 and 15 ohms. £7.70. Post 28p.

POLISHED CABINETS 150, 150TC 450 £4.60. Post 30p.



NEW MW/LW TUNER to BUILD ML-3



Uses Mullard Module. Slow motion tuning. Built in battery. Ferrite aerial. Overall size 7" x 2 1/2" x 3 1/2". TOTAL COST TO BUILD £4.85. Post 15p. All parts sold separately. Leaflet No. 6

"BANDSPREAD" PORTABLE TO BUILD



Printed circuit all transistor design using Mullard RF11F Module. Medium and Long Wave bands plus Medium Wave Bandspread for extra selectivity. Also slow motion geared tuning, 600 mW push-pull output, fibre glass PVC covered cabinet, car aerial. Attractive appearance and performance. TOTAL COST TO BUILD £7.98. P.p. 32p. (Battery 22p). All parts sold separately—Leaflet No. 2

7" MEDIUM AND LONG WAVE PORTABLE (as previously advertised) £6.98, p.p. 35p from stock—Leaflet No. 1.

TEST EQUIPMENT

- SE250B Pocket Pencil Signal Injector £1.90
- SE500 Pocket Pencil Signal Tracer £1.50
- TE15 Grid Dip Meter 440 KHz-280 MHz £13.45
- 500 30 K/Volt Multimeter £9.25
- With leather case £10.50
- 200H 20K/Volt Multimeter £4.20
- With case £4.95
- AF105 50K/Volt Multimeter £8.50. With case £9.50
- U4341 JDC Multimeter with transistor tester with steel case £10.50
- TE20D RF Generator 120KHz-500MHz £15.95. Carr. 35p
- TE22D Audio Generator 20Hz-200KHz £17.50. Carr. 35p
- TO3 3" Scope 15Hz-15MHz £39.00. Carr. 50p
- CI-5 3" Pulse Scope 10Hz-10MHz £39.00. Carr. 50p
- TE65 Valve Voltmeter 28 ranges £17.50. Carr. 40p



PA-Disco-Lighting

UK's Largest Range—Write phone or call in. Details and demonstrations on request.

- Dj30L 3 Channel sound to light unit, 3kw £28.50
- Dj40L 3 Channel Mic (Built in) to light, 3kw £37.50
- Dj70L 70 watt Disco amp/mixer £49.75
- DISCOAMP 100 watts Disco amp/mixer £67.50
- Dj105S 30 watt Disco amp/mixer £31.00
- Anti-Feedback Quality Mic. £11.50
- SDL 12" 50 watt 8 ohm Full range speaker £12.95
- DECKS. Use MP60 or SP25/3 see above
- Matching cartridge 5CSM £2.62
- FIBRE OPTICS, LIGHTING EFFECTS, PROJECTORS, SPOTS, DIMMERS, MIXERS, Everything for PA-Disco-Lighting. FREE Stock List Ref. No. 18.



BUILD THIS VHF FM TUNER

5 TRANSISTORS 300 kc/s BANDWIDTH, PRINTED CIRCUIT, HIGH FIDELITY REPRODUCTION. MONO AND STEREO

A popular VHF FM Tuner for quality and reception of mono and stereo. There is no doubt about it—VHF FM gives the REAL sound. All parts sold separately. Free Leaflet No. 3 & 7. TOTAL £6.97, p.p. 20p. Decoder Kit £5.97. Tuning meter unit £1.75. Mains unit (optional). Model PS900 £2.47. Post 20p. Mains unit for Tuner and Decoder PS1200 £2.62. Post 20p



SINCLAIR PROJECT 60 MODULES

—SAVE POUNDS!

- Z30 £3.57; Z50 £4.37
- STEREO 60 PZ5 £3.97
- £7.97; PZ8 £4.77
- PZ6 £6.37;
- Transformer for PZ8 £2.95
- Active Filter Unit £4.45
- Stereo FM Tuner £16.95
- IC12 £1.80; Q16's £15 pr.
- Post etc. 20p per item



PACKAGE DEALS

- Post 25p
- 2xZ30, Stereo 60, PZ5 £15.95
- 2xZ30 Stereo 60, PZ6 £18.00
- 2xZ50, Stereo 60, PZ8 £20.25
- Transformer for PZ8 £2.95
- NEW PROJECT 605 KIT £19.95

CATALOGUE



Fully detailed and illustrated covering every aspect of Electronics—plus data, circuits and information. 10,000 Stock lines at Special Low Prices and Fully Guaranteed.

PRICE 55p Post Paid (40p FOR CALLERS)

PLUS! FIVE 10p VOUCHERS

Send to this address—HENRY'S RADIO LTD. (Dept EE), 3 ALBEMARLE WAY, LONDON, E.C.1.—for catalogue by post only. All other mail and callers to "303"; see below

MORE OF EVERYTHING AT LOW PRICES ALWAYS AT HENRY'S
All the parts you need plus Data and Circuits — Get a Catalogue — it's all in there!

Electronic Components, Audio and Test Gear Centre
404/406 EDGWARE RD, LONDON, W.2.
Tel: 01-402 8381/8382

High Fidelity & Tape Equipment Centre
354/356 EDGWARE RD., LONDON, W.2.
Tel: 01-402 4736/5854

Disco — PA — Lighting Equipment Centre
309 EDGWARE ROAD, LONDON, W.2.
Tel: 01-723 6963.

Mail Order, Industrial Sales and Special Bargain Shop
303 EDGWARE ROAD, LONDON, W.2.
Tel: 01-723 1008/1009

"309", "354", "356", "404" & "406" OPEN SIX FULL DAYS A WEEK 9am to 6pm MONDAY TO SATURDAY