

electronics today

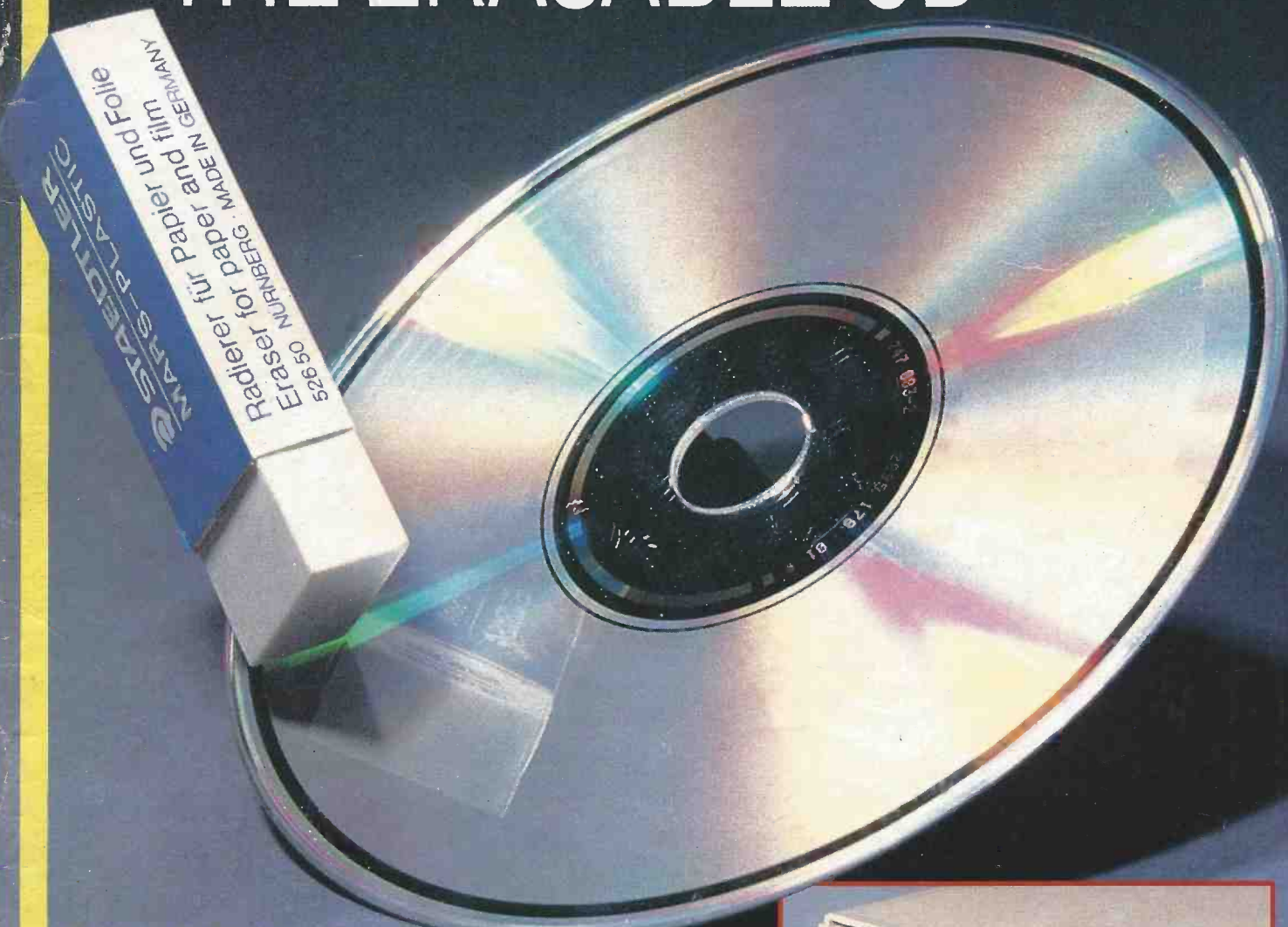
INTERNATIONAL

OCTOBER 1986 £1.20

CD
MEMORY

Coming Soon...

THE ERASABLE CD



TO BUILD:
 PLL AUTORANGING FREQUENCY COUNTER ▶
 AUDIO ANALYSER
 SPECIAL PULL OUT
 STARTING YOUR OWN ELECTRONICS BUSINESS
 PLUS: FREE READERS' ADS



OMP POWER AMPLIFIER MODULES


* PRICES INCLUDE V.A.T. * PROMPT DELIVERIES * FRIENDLY SERVICE * LARGE S.A.E. 28p STAMP FOR CURRENT LIST

OMP POWER AMPLIFIER MODULES

Now enjoy a world-wide reputation for quality, reliability and performance at a realistic price. Four models available to suit the needs of the professional and hobby market, i.e. Industry, Leisure, Instrumental and Hi-Fi, etc. When comparing prices, NOTE all models include Toroidal power supply, Integral heat sink, Glass fibre P.C.B., and Drive circuits to power compatible Vu meter. Open and short circuit proof. **Supplied ready built and tested.**



OMP100 Mk II Bi-Polar Output power 110 watts R.M.S. into 4 ohms, Frequency Response 1Hz - 30KHz -3dB, T.H.D. 0.01%, S.N.R. -118dB, Sens. for Max. output 500mV at 10K, Size 355 x 115 x 65mm. **PRICE £33.99 + £3.00 P&P.**



OMP/MF100 Mos-Fet Output power 110 watts R.M.S. into 4 ohms, Frequency Response 1Hz - 100KHz -3dB, Damping Factor 80, Slew Rate 45V/uS, T.H.D. Typical 0.002%, Input Sensitivity 500mV, S.N.R. -125dB, Size 300 x 123 x 60mm. **PRICE £129.99 + £3.00 P&P.**

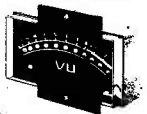


OMP/MF200 Mos-Fet Output power 200 watts R.M.S. into 4 ohms, Frequency Response 1Hz - 100KHz -3dB, Damping Factor 250, Slew Rate 50V/uS, T.H.D. Typical 0.001%, Input Sensitivity 500mV, S.N.R. -130dB, Size 300 x 150 x 100mm. **PRICE £62.99 + £3.50 P&P.**



OMP/MF300 Mos-Fet Output power 300 watts R.M.S. into 4 ohms, Frequency Response 1Hz - 100KHz -3dB, Damping Factor 350, Slew Rate 60V/uS, T.H.D. Typical 0.0008%, Input Sensitivity 500mV, S.N.R. -130dB, Size 330 x 147 x 102mm. **PRICE £79.99 + £4.50 P&P.**

NOTE: Mos-Fets are supplied as standard (100KHz bandwidth & Input Sensitivity 500mV) If required P.A. version (50KHz bandwidth & Input Sensitivity 775mV) Order - Standard or P.A.



Vu METER Compatible with our four amplifiers detailed above. A very accurate visual display employing 11 L.F.D. diodes (7 green, 4 red) plus an additional on/off indicator. Sophisticated logic control circuits for very fast rise and decay times. Tough moulded plastic case, with tinted acrylic front. Size 84 x 27 x 45mm. **PRICE £8.50 + 50p P&P.**

LOUDSPEAKERS 5" to 15" up to 400 WATTS R.M.S. Cabinet Fixing in stock. Huge selection of McKenzie Loudspeakers available including Cabinet Plans. Large S.A.E. (28p) for free details.



POWER RANGE
8" 50 WATT R.M.S. Hi-Fi/Disco.
20 oz magnet, 1" ally voice coil. Ground ally fixing escutcheon. Res. Freq. 40Hz. Freq. Resp. to 6KHz. Sens. 92dB. PRICE £10.99 Available with black grille £11.99 P&P £1.50 ea.
12" 100 WATT R.M.S. Hi-Fi/Disco.
50 oz magnet, 2" ally voice coil. Ground ally fixing escutcheon. Die cast chassis. White cone. Res. Freq. 25Hz. Freq. Resp. to 4KHz. Sens. 95dB. PRICE £28.60 + £3.00 P&P ea.

McKENZIE
12" 85 WATT R.M.S. C1285GP Lead guitar/keyboard/Disco.
2" ally voice coil. Ally centre dome Res. Freq. 45Hz. Freq. Resp. to 6.5KHz. Sens. 98dB. PRICE £29.99 + £3.00 P&P ea.
12" 85 WATT R.M.S. C1285TC P.A./Disco 2" ally voice coil. Twin cone.
Res. Freq. 45Hz. Freq. Resp. to 14KHz. PRICE £31.49 + £3.00 P&P ea.
15" 150 WATT R.M.S. C15 Bass Guitar/Disco.
3" ally voice coil. Die-cast chassis. Res. Freq. 40Hz. Freq. Resp. to 4KHz. PRICE £57.87 + £4.00 P&P ea.
10" 60 WATT R.M.S. 1060GP Gen. Purpose/Lead Guitar/Keyboard/Mid. P.A.
2" voice coil. Res. Freq. 75Hz. Freq. Resp. to 7.5KHz. Sens. 93dB. PRICE £19.99 + £2.00 P&P.
10" 200 WATT R.M.S. C10200GP Guitar, Keyboard, Disco.
2" voice coil. Res. Freq. 45Hz. Freq. Resp. to 7KHz. Sens. 101dB. PRICE £44.76 + £3.00 P&P.
15" 200 WATT R.M.S. C15200 High Power Bass.
Res. Freq. 40Hz. Freq. Resp. to 5KHz. Sens. 101dB. PRICE £62.41 + £4.00 P&P.
15" 400 WATT R.M.S. C15400 High Power Bass.
Res. Freq. 40Hz. Freq. Resp. to 4KHz. Sens. 102dB. PRICE £89.52 + £4.00 P&P.

WEM
5" 70 WATT R.M.S. Multiple Array Disco etc.
1" voice coil. Res. Freq. 52Hz. Freq. Resp. to 5KHz. Sens. 89dB. PRICE £22.00 + £1.50 P&P ea.
1" 150 WATT R.M.S. Multiple Array Disco etc.
1" voice coil. Res. Freq. 48Hz. Freq. Resp. to 5KHz. Sens. 92dB. PRICE £32.00 + £1.50 P&P ea.
10" 300 WATT R.M.S. Disco/Sound re-enforcement etc.
1" voice coil. Res. Freq. 35Hz. Freq. Resp. to 4KHz. Sens. 92dB. PRICE £36.00 + £2.00 P&P ea.
12" 300 WATT R.M.S. Disco/Sound re-enforcement etc.
1 1/2" voice coil. Res. Freq. 35Hz. Freq. Resp. to 4KHz. Sens. 94dB. PRICE £47.00 + £3.00 P&P ea.

SOUNDLAB (Full Range Twin Cone)
5" 60 WATT R.M.S. Hi-Fi/Multiple Array Disco etc.
1" voice coil. Res. Freq. 63Hz. Freq. Resp. to 20KHz. Sens. 86dB. PRICE £9.99 + £1.00 P&P ea.
6 1/2" 60 WATT R.M.S. Hi-Fi/Multiple Array Disco etc.
1" voice coil. Res. Freq. 56Hz. Freq. Resp. to 20KHz. Sens. 89dB. PRICE £10.99 + £1.50 P&P ea.
8" 60 WATT R.M.S. Hi-Fi/Multiple Array Disco etc.
1 1/2" voice coil. Res. Freq. 38Hz. Freq. Resp. to 20KHz. Sens. 89dB. PRICE £12.99 + £1.50 P&P ea.
10" 60 WATT R.M.S. Hi-Fi/Disco etc.
1 1/4" voice coil. Res. Freq. 35Hz. Freq. Resp. to 15KHz. Sens. 89dB. PRICE £16.49 + £2.00 P&P

PANTEC HOBBY KITS. Proven designs including glass fibre printed circuit board and high quality components complete with instructions.

FM MICROTRANSMITTER (BUG) 90/106MHz with very sensitive microphone. Range 100/300 metres. 57 x 46 x 14mm (9 volt) Price: £8.62 + 75p P&P.
3 WATT FM TRANSMITTER 3 WATT 85/115MHz varicap controlled professional performance. Range up to 3 miles 35 x 84 x 12mm (12 volt) Price: £14.49 + 75p P&P.
SINGLE CHANNEL RADIO CONTROLLED TRANSMITTER/RECEIVER 27MHz. Range up to 500 metres. Double coded modulation. Receiver output operates relay with 2amp/240 volt contacts. Ideal for many applications. Receiver 90 x 70 x 22mm (9/12 volt). Price: £17.82 Transmitter 80 x 50 x 15mm (9/12 volt). Price: £11.29 P&P + 75p each. S.A.E. for complete list.



3 watt FM Transmitter

BURGLAR ALARM

Better to be "Alarmed" than terrified. **Thandar's famous Minder Burglar Alarm System.** Superior microwave principle. Supplied as three units, complete with interconnection cable **FULLY GUARANTEED.**

Control Unit - Houses microwave radar unit, range up to 15 metres adjustable by sensitivity control. Three position, key operated fascia switch - off - test - armed. 30 second exit and entry delay.
Indoor alarm - Electronic swept freq siren 104dB output.

Outdoor Alarm - Electronic swept freq siren 98dB output. Housed in a tamper-proof heavy duty metal case. Both the control unit and outdoor alarm contain rechargeable batteries which provide full protection during mains failure. Power requirement 200/260 Volt AC 50/60Hz. Expandable with door sensors, panic buttons etc. Complete with instructions.

SAVE £138.00 Usual Price £228.85

BKE's PRICE £89.99 + £4.00 P&P

Why buy a collection of self assembly boards!

IDEAL for Workshops, Factories, Offices, Home, etc. Supplied ready built.



OMP LINNET LOUDSPEAKERS


The very best in quality and value. Made specially to suit today's need for compactness with high sound output levels. Finished in hard wearing black vinyl with protective corners, grille and carry handle. All models 8 ohms. Full range 45Hz - 20KHz. Size 20" x 15" x 12". Watts R.M.S. per cabinet. Sensitivity 1W 1mtr dB

OMP 12-100 Watts 100dB. Price £149.99

per pair.

OMP 12-200 Watts 102dB. Price £199.99

per pair. Delivery Securicor £8.00 per pair



OMP 19" STEREO RACK AMPS



Professional 19" cased Mos-Fet stereo amps. Used the World over in clubs, pubs, discos etc. With twin Vu meters, twin toroidal power supplies, XLR connections. MF600 Fan cooled. **Three models** (Ratings R.M.S. into 4ohms). Input Sensitivity 775mV

MF200 (100 + 100)W. £169.00 Securicor

MF400 (200 + 200)W. £228.85 Delivery

MF600 (300 + 300)W. £299.99 £10.00

1 K-WATT SLIDE DIMMER

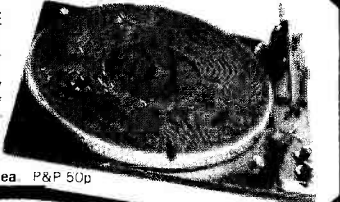
- * Control loads up to 1Kw
- * Compact Size 4 1/2" x 1" x 2 1/2"
- * Easy snap in fixing through panel cabinet cut out
- * Insulated plastic case
- * Full wave control using 8 amp triac
- * Conforms to BS800

* Suitable for both resistive and inductive loads. Innumerable applications in industry, the home, and disco's, theatres etc.

PRICE £13.99 + 75p P&P

BSR P295 ELECTRONIC TURNTABLE

* Electronic speed control 45 & 33 1/3 r.p.m. * Plus Minus variable pitch control * Belt driven * Aluminium platter with strobed rim * Cue lever * Anti skate (bias device) * Adjustable counter balance * Manual arm * Standard 1" cartridge fixings * Supplied complete with cut out template * D.C. Operation 9-14V D.C. 65mA
Price £36.99 + £3.00 P&P.



ADC Q4 mag. cartridge for above Price £4.99 ea. P&P 50p


PIEZO ELECTRIC TWEETERS - MOTOROLA

Join the Piezo revolution. The low dynamic mass (no voice coil) of a Piezo tweeter produces an improved transient response with a lower distortion level than ordinary dynamic tweeters. As a crossover is not required these units can be added to existing speaker systems of up to 100 watts (more if 2 put in series) **FREE EXPLANATORY LEAFLETS SUPPLIED WITH EACH TWEETER.**

TYPE 'A' (KSN2036A) 3" round with protective wire mesh, ideal for bookshelf and medium sized Hi-Fi speakers. Price £4.90 each + 40p P&P
TYPE 'B' (KSN1005A) 3 1/2" super horn. For general purpose speakers, disco and P.A. systems etc. Price £5.99 each + 40p P&P
TYPE 'C' (KSN6016A) 2" x 5" wide dispersion horn. For quality Hi-Fi systems and quality discos etc. Price £6.99 each + 40p P&P
TYPE 'D' (KSN1025A) 2" x 6" wide dispersion horn. Upper frequency response retained extending down to mid range (2KHz). Suitable for high quality Hi-Fi systems and quality discos. Price £9.99 each + 40p P&P
TYPE 'E' (KSN1038A) 3 3/4" horn tweeter with attractive silver finish trim. Suitable for Hi-Fi monitor systems etc. Price £5.99 each + 40p P&P.
LEVEL CONTROL Combines on a recessed mounting plate, level control and cabinet input jack socket. 85 x 85 mm. Price £3.99 + 40p P&P

STEREO DISCO MIXER

STEREO DISCO MIXER with 2 x 5 band L & R graphic equalisers and twin 10 segment L.E.D. Vu Meters. Many outstanding features. 5 inputs with individual faders providing a useful combination of the following - 3 Turntables (Mag), 3 Mics, 4 Line plus Mic with talk over switch, Headphone Monitor, Pan Pot, L & R Master Output controls. Output 775mV. Size 360 x 280 x 90mm
Price £134.99 - £3.00 P&P



POSTAL CHARGES PER ORDER £1.00 minimum. OFFICIAL ORDERS WELCOME, SCHOOLS, COLLEGES, GOVERNMENT BODIES, ETC. PRICES INCLUSIVE OF V.A.T. SALES COUNTER VISA/ACCESS/C.O.D. ACCEPTED.



B. K. ELECTRONICS DEPT ETI

UNIT 5, COMET WAY, SOUTHEND-ON-SEA, ESSEX. SS2 6TR TEL: 0702-527572

electronics today

INTERNATIONAL OCT 1986 VOL 15 NO 10

EDITORIAL AND ADVERTISEMENT OFFICE

1 Golden Square, London W1R 3AB. Telephone 01-437 0626.
Telex 8811896.



Gary Herman: Editor
Ian Pitt: Deputy Editor
Paul Chappell: Project Editor
Jerry Fowler: Technical Illustrator
Paul Stanyer: Ad. Manager
Duncan Neilson:
Classified Sales Executive
Andrew Selwood: Copy Control
Dave Bradshaw: Group Editor
- Electronics

PUBLISHED BY:
Argus Specialist Publications Ltd.,
1 Golden Square, London W1R 3AB.
DISTRIBUTED BY:
Argus Press Sales & Distribution Ltd.,
12-18 Paul Street, London EC2A 4JS
(British Isles)

TYPESET AND ORIGATION BY:
Design International.

PRINTED BY:
The Garden City Press Ltd.
COVERS DESIGNED BY:
Argus Design.
COVERS PRINTED BY:
Loxley Brothers Ltd.



Member of the
Audit Bureau
of Circulation

Electronics Today is normally published on the first Friday in the month preceding cover date. □ The contents of this publication including all articles, designs, plans, drawings and programs and all copyright and other intellectual property rights therein belong to Argus Specialist Publications Limited. All rights conferred by the Law of Copyright and other intellectual property rights and by virtue of international copyright conventions are specifically reserved to Argus Specialist Publications Limited and any reproduction requires the prior written consent of the Company. © 1986 Argus Specialist Publications Ltd □ All reasonable care is taken in the preparation of the magazine contents, but the publishers cannot be held legally responsible for errors. Where mistakes do occur, a correction will normally be published as soon as possible afterwards. All prices and data contained in advertisements are accepted by us in good faith as correct at time of going to press. Neither the advertisers nor the publishers can be held responsible, however, for any variations affecting price or availability which may occur after the publication has closed for press.

■ Subscription Rates. UK: £18.10. Overseas: £22.50. USA: \$29.50. Airmail: £49.50.

FEATURES

- | | | |
|--|---|--|
| HARDWARE DESIGN CONCEPTS 17 | Mike Barwise looks at the very idea of a co-processor. | may have come up with the perfect mass storage medium. |
| MICRO-COMPUTER AIDED CIRCUIT DESIGN 20 | Julian Burt rounds off this series with a brief look at Fourier transformers. | SPECIAL PULL-OUT SUPPLEMENT (No. 1) |
| CD-ROMS — THE FUTURE OF MASS STORAGE 22 | Those awfully clever Philips' people | TAKING CARE OF BUSINESS ... 35 |
| | | MAPLIN MANAGED IT 36 |
| | | ABUSINESS-LIKE APPROACH ... 36 |
| | | USEFUL ADDRESSES 39 |

PROJECTS

- | | | | |
|-------------------------------------|--|---------------------------------------|---|
| TRIGGER HAPPY 26 | Our free PCB competition winner, by a hair. | LOW-COST FRAMESTORE 48 | Daniel Ogilvie with the ADC-DAC and video circuitry. |
| PLL FREQUENCY COUNTER ... 28 | A remarkably accurate and fast autoranging counter, design by Graeme Durant. | INTELLIGENT CALL METER 53 | In which Chris Rankin outlines some software and much important data. |
| THE AUDIO ANALYSER 43 | Are your sound waves sound? Will your room colour your perception? R. Penfold helps you out. | | |

Due to shortage of space, the Upgradeable Amp article scheduled for this month has been held over.

REGULARS

- | | | | |
|--|---|---------------------------|--|
| DIGEST 7 | It's news, it's different! | TECH TIPS | Power Booster for MOSFET Amplifiers, and a useful Over Voltage Indicator. |
| READ/WRITE 14 | You tell us your grouses, but pheasantly. | ETCETERA 65 | Alf makes a rash promise and speaks cryptically while Keith Brindley's Open Channel looks forward to some competition and tips a not-so-new company for success. |
| AUNTIE STATIC'S PROBLEM CORNER 15 | The grand old lady returns. | CROSSWORD 66 | |

INFORMATION

- | | |
|--|-----------------------------------|
| SUBSCRIPTION COUPON 11 | READERS' SERVICES 63 |
| FREE READERS' ADS (COUPON) 51 | NEXT MONTH'S ETI 67 |
| PCB FOILS 58 | CLASSIFIED ADS 68 |
| PCB SERVICE 60 | AD INDEX 70 |

BBC Micro Computer System

BBC Master Series

AMB15 BBC MASTER Foundation computer 128K £395 (a)
 AMB2 BBC MASTER Econet computer 128K (only ANFS) £319 (a)
 AMC06 Turbo (65C102) Expansion Module £105 (b)
 ADF13 Cartridge £13 (d)
 ADF10 Econet Module £43 (c)
 ADJ22 Ref. Manual Part I £14.95 (c)
 ADJ23 Ref. Manual Part II £14.95 (c)
 ADJ24 Advanced Ref. Manual £19.50 (c)
ACORN ADD-ON PRODUCTS
 Z80 2nd Processor £329 (a)
 6502 2nd Processor £160 (b)
 Multifrom Z80 2nd Processor £299 (b)
 Acorn Teletext Adaptor £125 (b)
 Acorn IEEE Interface £269 (a)
TORCH Z80 2nd Processor
 ZEP100 (64K) £229 (a)
 TZDP240: ZEP100 with Technomatic PD800P dual drive with built-in monitor stand £439 (a)
UPGRADE KITS
 1770 DFS Upgrade for Model B £43.50 (d)
 Dual Disc Controller Board for Model B
TORCH UNICORN products including the IBM Compatible GRADUATE in stock
 For detailed specification or information on our comprehensive BBC range please write to us.

incl. 1770 controller £35 (a)
 1.2 OS ROM £15 (d)
 DNFS ROM £17.50 (d)
 ADFS Rom (for B with 1770 DFS & B Plus) £26 (d)
 64K Upgrade Kit for B Plus £35 (d)
ECONET ACCESSORIES
 Econet Starter kit £85 (d)
 Econet Socket Set £29 (c)
 Econet Bridge £174 (b)
 File Server Level II £179 (d)
 Printer Server Rom £41 (d)
 10 Stallion Lead set £26 (c)
 Adv. Econet User Guide £10 (d)
COMMUNICATIONS ROMS
 Terminator £25 (d)
 Communicator £49 (d)
 Commstar £28 (d)
DATABEEB £24 (d)
BBC FIRMWARE & SOFTWARE
 Database Management Systems, Word Processors, Languages, Spreadsheets, Utilities
 For full details on the wide range of above packages please write to us.

DISC DRIVES

These are fully cased and wired drives with slim line high quality mechanisms. Drives supplied with cables manuals and formatting disc suitable for the BBC computer. All 80 track drives are supplied with 40/80 track switching as standard. All drives can operate in single or dual density format.
 PD800P (2 x 400K/2 x 640K 40/80 DS) with built in monitor stand £249 (a)
 PD800 (2 x 400K/2 x 640K 40/80 DS) £229 (a)
 TD800 (as PD800 but without psu) £205 (a)
 TS400 1 x 400K/1 x 640K 40/80 DS £103 (b)
 PS400 with psu 1 x 400K/1 x 640K 40/80 DS £114 (b)
3.5" DRIVES
 1 x 400K/1 x 640K 80T DS TS35 £89 (b)
 PS35 1 with psu £99 (b)
 2 x 400K/1 x 640K 80T DS TD35 £155 (b)
 2 £169 (b)
 PD35 2 with psu £169 (b)

3M FLOPPY DISCS

High quality discs that offer a reliable error free performance for life. Each disc is individually tested and guaranteed for life. Ten discs are supplied in a sturdy cardboard box.

5 1/4" DISCS **3 1/2" DISCS**
 40T SS DD £10.50 (d) 40T DS DD £12.75 (d) 80T SS DD £20.00 (d)
 80T SS DD £16.50 (d) 80T DS DD £16.50 (d) 80T DS DD £27.00 (d)

DISC ACCESSORIES

FLOPPICLENE Disc Head Cleaning Kit with 20 disposable cleaning discs ensures continued optimum performance of the drives... 3 1/4" £16 (d), 5 1/4" £14.50 (d)
 Single Disc Cable £6 (d) Dual Disc Cable £8.50 (d)
 10 Disc Library Case £1.80 (c) 30 Disc Case £6 (c)
 40 Disc Lockable Box £8.50 (c) 100 Disc Lockable Box £13 (c)

MICROVITEC

All 14" monitors now available in plastic or metal cases, please specify your requirement.

14" RGB **14" RGB with PAL & Audio**
 1431 Std Res £179 (a) 1431 AP Std Res £195 (a)
 1451 Med Res £260 (a) 1451 AP Med Res £275 (a)
 1441 Hi Res £365 (a)
 Swivel Base for Plastic 14" Microvitecs £20 (c)

20" RGB with PAL & Audio
 2030CS Std Res £380 (a) 2040CS Hi Res £685 (a)

TAXAN SUPERVISION III with amber/green option, BBC & IBM ... £325 (a)
MITSUBISHI XC1404 14" RGB Med Res IBM & BBC Compatible .. £229 (a)

MONOCHROME MONITORS:

TAXAN KX1201G Hi Res 12" Etched Green Screen £90 (a)
 TAXAN KX1202G Hi Res 12" Long Persistence (P39) £98 (a)
 TAXAN KX1203A Hi Res 12" Etched Amber Screen £98 (a)
 PHILIPS BM7502 12" Hi Res Green Screen £75 (a)
 PHILIPS BM7522 12" Hi Res Amber Screen £79 (a)
 Swivel Base for Kaga Monochrome fitted with Digital Clock £21 (c)

ATTENTION

All prices in this double page advertisement are subject to change without notice.
ALL PRICES EXCLUDE VAT
 Please add carriage 50p unless indicated as follows:
 (a) £8 (b) £2.50 (c) £1.50 (d) £1.00

SPECIAL OFFER
 2764-25 £2.00
 27128-25 £2.50
 6264LP-15 £3.40

Serial Mini Patch Box
 Allows an easy method to reconfigure pin functions without rewiring the cable assembly. Jumpers can be used and reused. £22 (d)

Serial Mini Test
 Monitors RS232C and CCITT V24 Transmissions, indicating status with dual colour LEDs on 7 most significant lines. £22.50 (d)

PRINTERS

EPSON
 LX-80NLQ £195 (a)
 Optional Tractor Feed £20 (c)
 FX85 (80col) NLQ 8K RAM £315 (a)
 FX80 £260 (a)
 FX105 (136col) £449 (a)
 LQ800 (80col) £459 (a)
 LQ1000 (136col) £659 (a)
 JX80 4 colour £420 (a)

TAXAN KP810 (80col) NLQ £225 (a)
TAXAN KP910 (156col) £369 (a)
JUKI 5510 (80col) NLQ £239 (a)
JUKI 6100 Daisy Wheel £249 (a)
BROTHER HR15 Daisy Wheel £325 (a)
BROTHER M1109 (80col) £179 (b)
BROTHER M1409 (80col) £299 (a)
BROTHER M1509 (136col) £399 (a)
CANNON PJ1080A £409 (a)
EPSON H180 A4 Plotter £325 (a)
Paper:
 2000 Sheets Fanfold:
 9.5" x 11" £13 (b)
 14.5" x 11" £18.50 (b)
 Labels: (per 1000)
 3.5" x 17/16" Single row £5.25 (d)
 27/16" x 17/16" Triple row £5.00 (d)

ACCESSORIES

EPSON
 FX plus sheet feeder £129.00 (b)
 LX80 Sheet feeder £49.00 (b)
 Paper Roll Holder £17.00 (d)
 FX80 Tractor attachment £37.00 (c)
 Interfaces: 8143 RS232 £28.00 (c)
 8148 RS232 + 2K £57.00 (c)
 8132 Apple II £60.00 (c)
 8165 IEEE + cable £65.00 (c)
 Serial & Parallel Interfaces with larger buffers available.
 Ribbons: RX/FX/MX80 £5.00 (d)
 RX/FX/MX100 £10.00 (d)
 LX80 £6.00 (d)
 Spare pens for H180 £7.50 (set/d)
 FX80 Tractor Attachment £37 (c)
KAGA TAXAN
 RS232 Interface + 2K Buffer £85 (c)
 Ribbon KP810/910 £6.00 (d)
JUKI:
 RS232 Interface £85 (c)
 Spare Daisy Wheel £14.00 (d)
 Ribbon £2.50 (d)
 Sheet Feeder £182 (a)
 Tractor Feed Attachment £129 (a)
BROTHER HR15:
 Sheet Feeder £189 (a)
 Tractor Feeder £99 (a)
 Ribbons Carbon or Nylon £4.50 (d)
 Red Correction Ribbon £2.00 (d)
BBC Printer Lead:
 Parallel (42") £7.00 (d)
 Serial £7.00 (d)
 Printer Leads can be supplied to any length.

MODEMS

All modems listed below are BT approved



MIRACLE 3000:

A new range of microprocessor based modems offering of upto 2400 baud, full duplex. Features include 'HAYES' protocol compatibility, auto answer, auto dial, speed buffering, printer port, data security option etc. Mains powered.
 WS3000 V2123 (V21 & V23) £295 (b)
 WS3000 V22 (as above plus 1200 baud full duplex) £495 (b)
 WS3000 V22bis2400 (as above plus 2400 baud full duplex) £650 (d)

MIRACLE 2000

A world standard modem covering V21, V23 (Bell 103/113/108 outside UK) and including 75, 300, 600, 1200 baud ratings. Optional Auto dial, auto answer cards, complete control from computer keyboard. WS2000 £79 (c)

GEC DATACHAT 1223:
 BAPT approved modem complying with CCITT V23 standard. Supplied with software £69 (b)

Data Cables for above modems available for most computers.

Serial Test Cable

Serial Cable switchable at both ends allowing pin options to be re-routed or linked at either end using a 10 way switch making it possible to produce almost any cable configuration on site. £24.75 (d)
 Available as M/M or M/F

GANG OF EIGHT INTELLIGENT FAST EPROM COPIER

Copies up to eight eproms at a time and accepts all single rail eproms up to 27256. Can reduce programming time by 80% by using manufacturer's suggested algorithms. Fixed Vpp of 21 & 25 volts and variable Vpp factory set at 12.5 volts. LCD display with alpha moving message. £395(b).

SOFTY II

This low cost intelligent eprom programmer can program 2716, 2516, 2532, 2732, and with an adaptor, 2564 and 2764. Displays 512 byte page on TV - has a serial and parallel I/O routines. Can be used as an emulator, cassette interface. Softy II. £195(b)
 Adaptor for 2764/2564. £25.00(c)

UV ERASERS

All erasers with built in safety switch and mains indicator.
 UV1B erases up to 6 eproms at a time. £47(c)
 UV1T as above but with a timer £59(c)
 UV140 erases up to 14 eproms at a time. £88(b)
 UV141 as above but with a timer. £88(b)

CONNECTOR SYSTEMS

I.D. CONNECTORS

No of ways	Header	Receptacle	Edge Conn.
10	90p	85p	120p
20	145p	125p	195p
26	175p	150p	240p
34	200p	160p	320p
40	220p	190p	340p
50	235p	200p	390p

D CONNECTORS

No of Ways	9	15	25	37
MALE:				
Ang. Pins	120	180	230	350
Solder	60	85	125	170
IDC	175	275	325	-
FEMALE:				
St Pin	100	140	210	380
Ang. pins	160	210	275	440
Solder	90	130	195	290
IDC	195	325	375	-
St Hood	90	95	100	120
Screw	130	150	175	-
Lock	-	-	-	-

TEXT TOOL ZIF

SOCKETS	24-pin	£7.50
	28-pin	£9.00
	40-pin	£12

EDGE CONNECTORS

	0.1"	0.156"
2 x 8-way (commodore)	150p	300p
2 x 10-way	—	—
2 x 12-way (vic 20)	—	350p
2 x 18-way	—	140p
2 x 23-way (ZX81)	175p	220p
2 x 25-way	225p	220p
2 x 28-way (Spectrum)	200p	—
2 x 36-way	250p	—
1 x 43-way	260p	—
2 x 22-way	190p	—
2 x 43-way	395p	—
1 x 77-way	400p	500p
2 x 50-way (\$100conn)	600p	—

EURO CONNECTORS

DIN 41612	Plug	Socket
2 x 32 way St Pin	230p	275p
2 x 32 way Ang Pin	275p	320p
3 x 32 way St Pin	260p	300p
3 x 32 way Ang Pin	375p	400p
IDC Skt A + B	400p	—
IDC Skt A + C	400p	—

For 2 x 32 way please specify spacing (A + B, A + C).

MISC CONNS

21 pin Scart Connector	200p
8 pin Video Connector	200p

AMPHENOL CONNECTORS

	Solder	ZDC
36 way plug	500p	475p
36 way skt	550p	500p
24 way plug	—	—
IEEE	475p	475p
24 way skt	—	—
IEEE	500p	500p
PCB Mtg Skt Ang Pin	—	—
24 way 700p	36way	750p

GENDER CHANGERS

25 way D type	
Male to Male	£10
Male to Female	£10
Female to Female	£10

RS 232 JUMPERS:

	(25 way D)	
24" Single end Male	—	£5.00
24" Single end Female	—	£5.25
24" Female Female	—	£10.00
24" Male Male	—	£9.50
24" Male Female	—	£9.50

4-way	90p	6-way	105p
8-way	120p	10-way	140p

RIBBON

	(grey/metre)			
10-way	40p	34-way	160p	
16-way	60p	40-way	180p	
20-way	85p	50-way	200p	
26-way	120p	64-way	280p	

DIL HEADERS

	Solder	IDC
14 pin	40p	100p
16 pin	50p	110p
18 pin	60p	-
20 pin	75p	-
24 pin	100p	150p
28 pin	160p	200p
40 pin	200p	225p

TECHNOLINE VIEWDATA SYSTEM

Using 'Prestel' type protocols for information and orders phone 01-450 9764. 24 hour service, 7 days a week.

74 SERIES **LINEAR ICs** **COMPUTER COMPONENTS**

7400	30p	74181	30p	74LS182A	70p	74S08	80p	4033	80p
7401	30p	74182	140p	74LS183A	70p	74S10	80p	4066	200p
7402	30p	74183	180p	74LS184	70p	74S11	70p	4067	200p
7403	30p	74184	180p	74LS185	110p	74S12	80p	4068	200p
7404	30p	74185	180p	74LS186A	180p	74S22	80p	4069	200p
7405	30p	74186	110p	74LS187	130p	74S30	80p	4070	200p
7406	30p	74187	110p	74LS188	130p	74S32	80p	4071	200p
7407	30p	74188	110p	74LS189	180p	74S33	80p	4072	200p
7408	30p	74189	110p	74LS190	140p	74S37	20p	4073	200p
7409	30p	74190	110p	74LS191	140p	74S38	20p	4074	200p
7410	30p	74191	110p	74LS192	180p	74S44	40p	4075	200p
7411	30p	74192	110p	74LS193	200p	74S46	40p	4076	200p
7412	30p	74193	110p	74LS194	200p	74S48	40p	4077	200p
7413	30p	74194	110p	74LS195A	70p	74S51	50p	4078	200p
7414	30p	74195	110p	74LS196	70p	74S52	50p	4079	200p
7415	30p	74196	110p	74LS197	70p	74S53	50p	4080	200p
7416	30p	74197	110p	74LS198	70p	74S54	50p	4081	200p
7417	30p	74198	110p	74LS199	70p	74S55	50p	4082	200p
7418	30p	74199	110p	74LS200	70p	74S56	50p	4083	200p
7419	30p	74200	110p	74LS201	70p	74S57	50p	4084	200p
7420	30p	74201	110p	74LS202	70p	74S58	50p	4085	200p
7421	30p	74202	110p	74LS203	70p	74S59	50p	4086	200p
7422	30p	74203	110p	74LS204	70p	74S60	50p	4087	200p
7423	30p	74204	110p	74LS205	70p	74S61	50p	4088	200p
7424	30p	74205	110p	74LS206	70p	74S62	50p	4089	200p
7425	30p	74206	110p	74LS207	70p	74S63	50p	4090	200p
7426	30p	74207	110p	74LS208	70p	74S64	50p	4091	200p
7427	30p	74208	110p	74LS209	70p	74S65	50p	4092	200p
7428	30p	74209	110p	74LS210	70p	74S66	50p	4093	200p
7429	30p	74210	110p	74LS211	70p	74S67	50p	4094	200p
7430	30p	74211	110p	74LS212	70p	74S68	50p	4095	200p
7431	30p	74212	110p	74LS213	70p	74S69	50p	4096	200p
7432	30p	74213	110p	74LS214	70p	74S70	50p	4097	200p
7433	30p	74214	110p	74LS215	70p	74S71	50p	4098	200p
7434	30p	74215	110p	74LS216	70p	74S72	50p	4099	200p
7435	30p	74216	110p	74LS217	70p	74S73	50p	4100	200p
7436	30p	74217	110p	74LS218	70p	74S74	50p	4101	200p
7437	30p	74218	110p	74LS219	70p	74S75	50p	4102	200p
7438	30p	74219	110p	74LS220	70p	74S76	50p	4103	200p
7439	30p	74220	110p	74LS221	70p	74S77	50p	4104	200p
7440	30p	74221	110p	74LS222	70p	74S78	50p	4105	200p
7441	30p	74222	110p	74LS223	70p	74S79	50p	4106	200p
7442	30p	74223	110p	74LS224	70p	74S80	50p	4107	200p
7443	30p	74224	110p	74LS225	70p	74S81	50p	4108	200p
7444	30p	74225	110p	74LS226	70p	74S82	50p	4109	200p
7445	30p	74226	110p	74LS227	70p	74S83	50p	4110	200p
7446	30p	74227	110p	74LS228	70p	74S84	50p	4111	200p
7447	30p	74228	110p	74LS229	70p	74S85	50p	4112	200p
7448	30p	74229	110p	74LS230	70p	74S86	50p	4113	200p
7449	30p	74230	110p	74LS231	70p	74S87	50p	4114	200p
7450	30p	74231	110p	74LS232	70p	74S88	50p	4115	200p
7451	30p	74232	110p	74LS233	70p	74S89	50p	4116	200p
7452	30p	74233	110p	74LS234	70p	74S90	50p	4117	200p
7453	30p	74234	110p	74LS235	70p	74S91	50p	4118	200p
7454	30p	74235	110p	74LS236	70p	74S92	50p	4119	200p
7455	30p	74236	110p	74LS237	70p	74S93	50p	4120	200p
7456	30p	74237	110p	74LS238	70p	74S94	50p	4121	200p
7457	30p	74238	110p	74LS239	70p	74S95	50p	4122	200p
7458	30p	74239	110p	74LS240	70p	74S96	50p	4123	200p
7459	30p	74240	110p	74LS241	70p	74S97	50p	4124	200p
7460	30p	74241	110p	74LS242	70p	74S98	50p	4125	200p
7461	30p	74242	110p	74LS243	70p	74S99	50p	4126	200p
7462	30p	74243	110p	74LS244	70p	74S00	50p	4127	200p
7463	30p	74244	110p	74LS245	70p	74S01	50p	4128	200p
7464	30p	74245	110p	74LS246	70p	74S02	50p	4129	200p
7465	30p	74246	110p	74LS247	70p	74S03	50p	4130	200p
7466	30p	74247	110p	74LS248	70p	74S04	50p	4131	200p
7467	30p	74248	110p	74LS249	70p	74S05	50p	4132	200p
7468	30p	74249	110p	74LS250	70p	74S06	50p	4133	200p
7469	30p	74250	110p	74LS251	70p	74S07	50p	4134	200p
7470	30p	74251	110p	74LS252	70p	74S08	50p	4135	200p
7471	30p	74252	110p	74LS253	70p	74S09	50p	4136	200p
7472	30p	74253	110p	74LS254	70p	74S10	50p	4137	200p
7473	30p	74254	110p	74LS255	70p	74S11	50p	4138	200p
7474	30p	74255	110p	74LS256	70p	74S12	50p	4139	200p
7475	30p	74256	110p	74LS257	70p	74S13	50p	4140	200p
7476	30p	74257	110p	74LS258	70p	74S14	50p	4141	200p
7477	30p	74258	110p	74LS259	70p	74S15	50p	4142	200p
7478	30p	74259	110p	74LS260	70p	74S16	50p	4143	200p
7479	30p	74260	110p	74LS261	70p	74S17	50p	4144	200p
7480	30p	74261	110p	74LS262	70p	74S18	50p	4145	200p
7481	30p	74262	110p	74LS263	70p	74S19	50p	4146	200p
7482	30p	74263	110p	74LS264	70p	74S20	50p	4147	200p
7483	30p	74264	110p	74LS265	70p	74S21	50p	4148	200p
7484	30p	74265	110p	74LS266	70p	74S22	50p	4149	200p
7485	30p	74266	110p	74LS267	70p	74S23	50p	4150	200p
7486	30p	74267	110p	74LS268	70p	74S24	50p	4151	200p
7487	30p	74268	110p	74LS269	70p	74S25	50p	4152	200p
7488	30p	74269	110p	74LS270	70p	74S26	50p	4153	200p
7489	30p	74270	110p	74LS271	70p	74S27	50p	4154	200p
7490	30p	74271	110p	74LS272	70p	74S28	50p	4155	200p
7491	30p	74272	110p	74LS273	70p	74S29	50p	4156	200p
7492	30p	74273	110p	74LS274	70p	74S30	50p	4157	200p
7493	30p	74274	110p	74LS275	70p	74S31	50p	4158	200p
7494	30p	74275	110p	74LS276	70p	74S32	50p	4159	200p
7495	30p	74276	110p	74LS277	70p	74S33	50p	4160	200p
7496	30p	74277	110p	74LS278	70p	74S34	50p	4161	200p
7497	30p	74278	110p	74LS279	70p	74S35	50p	4162	200p
7498	30p	74279	110p	74LS280	70p	74S36	50p	4163	200p
7499	30p	74280	110p	74LS281	70p	74S37	50p	4164	200p
7500	30p	74281	110p	74LS282	70p	74S38	50p	4165	200p

AD7881	E18	LM710	40p	TBA202M	70p
ADDC0808	110p	LM711	40p	TBA220	40p
AM7100C	200p	LM723	20p	TBA260	200p
AH103	200p	LM720M	400p	TC018	200p
AY-1-8090	100p	LM723	20p	TCDA910	170p
AY-1-1393	450p	LM741	20p	TD1010	70p
AY-3-8910	450p	LM747	20p	TD1022	110p
CA3018A	100p	LM748	20p	TD1170S	110p
CA3028A	110p	LM701A	100p	TD3002	200p
CA3040	110p	LM1801	100p	TD3003	100p
CA3080	200p	LM1802	100p	TD3004	200p
CA3090	200p	LM1871	200p	TD3006	200p
CA3090E	70p	LM1872	200p	TD3020	200p
CA3098	70p	LM1878	200p	TD3030	200p
CA3098E	200p	LM1889	200p	TD3053	200p
CA3102	200p	LM1892	200p	TD3059	200p
CA3102E	200p	LM1893	200p	TD3060	200p
CA3102F	200p	LM1894	200p	TD3061	200p
CA3102G	200p	LM1895	200p	TD3062	200p
CA3102H	200p	LM1896	200p	TD3063	200p
CA3102J	200p	LM1897	200p	TD3064	200p
CA3102K	200p	LM1898	200p	TD3065	200p
CA3102L	200p	LM1899	200p	TD3066	200p
CA3102M	200p	LM1900	200p	TD3067	200p
CA3102N	200p	LM1901	200p	TD3068	200p
CA3102P	200p	LM1902	200p	TD3069	200p
CA3102Q	200p	LM1903	200p	TD3070	200p
CA3102R	200p	LM1904	200p	TD3071	200p
CA3102S	200p	LM1905	200p	TD3072	200p
CA3102T	200p	LM1906	200p	TD3073	200p
CA3102U	200p	LM1907	200p	TD3074	200p
CA3102V	200p	LM1908	200p	TD3075	200p
CA3102W	200p	LM1909	200p	TD3076	200p
CA3102X	200p	LM1910	200p	TD3077	200p
CA3102Y	200p	LM1911	200p	TD3078	200p
CA3102Z	200p	LM1912	200p	TD3079	200p
CA3103	200p	LM1913	200p	TD3080	200p
CA3103E	200p	LM1914	200p	TD3081	200p
CA3103F	200p	LM1915	200p	TD3082	200p
CA3103G	200p	LM1916	200p	TD3083	200p
CA3103H	200p	LM1917	200p	TD	

**24
HOUR**

COMPUTER REPAIRS

and

HOW TO GET YOUR SPECTRUM REPAIRED FOR ONLY £19.95

COMPUTER SPARES

SPECIAL OFFER!

Why not upgrade your ordinary Spectrum into the fantastic DK Tronics typewriter keyboard for only **£31.50** including fitting, VAT and return post and packing. Normal recommended retail price **£49.95**. Replacement printed DK Tronics key sets **£7.50** including post & packing.

SPECIAL OFFER!

Why not upgrade your 16K Spectrum to a 48K for as little as **£17.95** including VAT, post and packing. If you would like us to fit the kit for you, just send us **£19.95** which is a fully inclusive price to cover all costs including return postage. Full fitting instructions supplied with every kit. Issue 2 and 3 only.

SPARES FROM OUR D.I.Y. SECTION

WHY NOT PURCHASE THE SPARES FOR YOUR COMPUTERS FROM US. THE ONLY MAIL ORDER COMPANY SELLING SPECTRUM SPARES.

Same day despatch service on receipt of orders. You can order by Access card or call at our Reception to collect.



TEN ★ REPAIR SERVICE

- ★ While you wait service including computer spare parts over the counter.
- ★ All computers fully overhauled and fully tested before return.
- ★ Fully insured for the return journey.
- ★ Fixed low price of **£19.95** including post, packing and VAT. (Not a between price of really up to **£30.00** which some of our competitors are quoting).
- ★ Discounts for schools and colleges.
- ★ Five top games worth **£33.00** for you to enjoy and play with every Spectrum repair.
- ★ We repair Commodore 64's, Vic 20's, Commodore 16's and Plus 4's.
- ★ The most up to date test equipment developed by us to fully test and find all faults within your computer.
- ★ Keyboard repairs, Spectrum rubber key boards only **£8.95**.
- ★ 3 month written guarantee on all repairs.

BEST SERVICE - BEST PRICES!

ARE YOU ANOTHER CUSTOMER - fed up waiting weeks for your estimate?

Need your computer repaired fast? Then send it now to the Number One Repair Company in the U.K., or call in and see us at our new fully equipped 2,500 square foot workshop, with all the latest test equipment available. You are more than welcome.

We will repair your computer while you wait and help you with any of your technical problems. Commodore computers repaired for only **£35.00**. Please note we give you a 100% low fixed price of **£19.95** which includes return post and packing, VAT, not a between price like some other Repair Companies offer. We don't shock you with repair bills **£30.00** upwards. We don't just repair the fault and send your computer back, we give your computer a:-

FREE OVERHAUL WITH EVERY REPAIR WE DO:-

We correct Colour, Sound, Keyboard, Check the loading and saving chip, Put new feet on the base if required, Check for full memory, Check all sockets including ear/mike and replace where needed. All for an inclusive price of **£19.95** including VAT, all parts, insurance and post and packing. No hidden extras whatsoever. We don't have to boast too much about our service as we have thousands of customers from all over the world highly delighted with our service. A first class reputation for speed and accuracy. Don't forget, we are only twenty minutes from Manchester City Centre so why not call in, have a coffee with us and see your computer being repaired.

VideoVault

D.I.Y. CORNER

We regret we cannot show all the components available. Just give us a call and we can quote you over the phone, delivery by 1st class post.

SPECTRUM SPARES

Z808 CPU	3.00
4116 Rams	1.00
ZTX 650	0.60
ZTX 213	0.60
Power Supply Transformers	9.95
ULA 6C001	16.50
All prices plus £1.50 Post and Packing	
Rom	16.50
Keyboard membrane	
Spectrum	5.50
Keyboard membrane	
Spectrum Plus membrane	12.90
Metal Templates	5.50
Keyboard Mats	5.50
ZX81 membrane	5.00
Service Manual	£30.00

COMMODORE SPARES

6526 - C.I.A.	23.00
6510 - Processor	23.00
6581 - Sid Chip	23.00
906114 - House Keeper	23.00
901225 - Graphic Rom	23.00
901226 - Basic Rom	23.00
901227 - Kernal Rom	23.00
6569 - VIC	23.00
4164 Rams - Memory	3.00
Power Supply Transformers	29.00
All our prices include VAT, but please add £1.50 on each order to cover post, packing and handling charges.	

VIDEOVAULT HEALTH WARNING!!!

Sending your computer to any other Repair Centre can seriously Damage Its Health

VideoVault Ltd.

140 High St. West, Glossop, Derbyshire, England
Telephone: Glossop (STD 04574) 66555/67761

EXTENSION RIBBON

56 Way ribbon cable to extend your ports for your peripherals **£10.95** plus £1.50 p & p

KEYBOARD TEMPLATES **£5.50** plus £1.50 p & p

RUBBER MAT **£6.50** plus £1.50 p & p

REPLACEMENT POWER SUPPLY

SPECIAL OFFER!
Gun Shot II Rapid Fire Joystick and Interface complete outfit. Normal recommended retail price **£19.95**, if purchased together, Special offer of only **£16.50** including p & p. Joystick available as separate item **£10.95** plus interface available as separate item **£9.00** plus £1.50 p & p.

ZX81 SPARES NOW IN STOCK

KEYBOARD MEMBRANES

COMMODORE POWER SUPPLY

Spectrum keyboard membranes **£5.50** plus £1.50 p & p

Spectrum Plus spare keyboard membranes **£12.90** plus £1.50 p & p

ZX 81 membranes **£5.00** plus £1.50 p & p

Commodore replacement power transformer **£29.00** plus £1.50 p & p

ORDER NOW!

SPECIAL OFFER

5 GREAT FREE GAMES

£33.00

NORMAL RECOMMENDED RETAIL PRICE
YOURS FREE WITH EVERY SPECTRUM REPAIR

FULLY REPAIRED AND TESTED ON MOST ADVANCED TEST EQUIPMENT IN EUROPE!

MANCHESTER CITY CENTRE BRANCH NOW OPEN. CALL FOR DETAILS

DIGEST

New RS Components Distributor

Those of you who read ETI regularly will know how often our authors specify items from the extensive RS Components range for our projects.

Unfortunately, RS only supply to trade and professional customers, which makes life very difficult for those who are not employed in the industry or whose companies will not allow staff to purchase items on the company account.

In the past, we have had to recommend companies who will act as intermediaries, obtaining RS parts for our readers.


Now with the launch of Electromail, anyone can order RS

parts directly and receive a professional, fast-despatch service at minimal extra cost.

Electromail offer the full RS range of over 12,500 components and charge the usual RS price for each item. The only additional cost is a fixed charge of £2.00 per order for postage and packing plus an initial charge of £2.50 for their 688-page, A4 catalogue.

Orders can be made either by post or over the telephone and the company accept both Access and Visa credit cards.

The catalogue is more-or-less identical to the standard RS catalogue (only the covers and the




pages containing the ordering information appear to be different) and contains the same mix of individual product data and general technical information. In addition, the range of RS Data Sheets containing more detailed product information will

also be available free on request from Electromail.

To obtain a copy of the catalogue send £2.50 to Electromail, PO Box 33, Corby, Northamptonshire NN17 9EL, or telephone 0536-204 555 and quote your Access/Visa number.

Low-Power Gas Sensors



Plessey have introduced a range of single-wavelength LEDs and photosensors which can be used to detect and monitor gas and moisture contents using reflection or absorption techniques.

They claim that gas sensors using this system require far less power than existing gas sensors, making them ideal for use in portable and other battery-operated equipment.

The LEDs emit light in the infra-red region, at wavelengths between 0.75µm and 1.95µm. The wavelength options available are tailored to suit the absorption bands of the various component elements or compounds which the sensors may be called upon to detect.

The LED chips are normally mounted on transistor-like headers with end windows. Alternatively they can be supplied with integral fibre-optic tails, allowing sensing to be carried out in unstable or combustible environments while associated electronic circuitry is mounted a safe distance away.

Plessey expect the new sensors to find applications in the food agriculture, medical and petrochemical industries.

Plessey Research (Caswell) Ltd, Caswell, Towcester, Northamptonshire NN12 8EQ, tel 0327-50581.

System A PCBs

A number of problems have come to light regarding the boards for this project. First, on some versions of all the System A boards, a number of the pads seem to have spread and created short circuits.

Second, some examples of the main preamplifier board (E8107-2) have Q12 base connected to Q8 collector, not Q9 as it should be and Q1 base similarly connected. We will happily replace faulty boards as soon as we have corrected boards available but you may prefer to tackle the fault yourself to save time.

Finally, some of the main amplifier boards (E8108-1) seem to be grossly corrupted. Please check carefully before applying power to your system.

- A new, 16-page A4 brochure from Hitachi describes their range of ROMs, EPROMs and EEPROMs. Both low-power and ultra-high-speed type are covered and the information given includes pin-outs, instructions for use, and advice on noise and static precautions. Contact Hitachi Electronic Components (UK) Ltd, 21 Upton Road, Watford, Hertfordshire WD1 7TB, tel 0923-46488.

- Barrie Electronics have sent us a 4-page, A4 brochure which gives a brief guide to the range of components they stock. Among the items listed are valves, inverters and special-purpose lamps as well as the usual resistors, capaci-

tors, semiconductors, etc, but the bulk of the space is taken up with details of some of their extensive range of transformers. Included are safety isolating, constant voltage, noise protection and audio transformers and they can wind to order if they don't have anything in stock to suit your needs. Barrie Electronics Ltd, Unit 211, Stratford Workshop, Burford Road, London E15 2SF, tel 01-555 0228.


- Concern over the shortage of recruits for the information technology industries has led the IEE and the National Computing Centre to propose a National Certificate in Software Engineering. As an initial step, a working party is being formed to devise a syllabus for the new course.

Solderable Heatsinks

New from Redpoint Ltd is a finned heatsink which can be soldered in the same way as other electronic components.

The TV905 Powerfin heatsink is manufactured from copper-plated aluminium, a material which combines the low cost and weight of aluminium with the soldering properties of copper. It is generally similar to Redpoint's popular TV1505 heatsink and is designed for direct PCB-mounting. Samples are available now and Redpoint have plans to introduce other models made from the same material.

Redpoint Ltd, Cheney Manor, Swindon, Wiltshire SN2 2QN, tel 0793-37861.





Power Up

The TS3021 from Thandar Electronics is a laboratory quality variable linear power supply capable of providing up to 2A at up to 30V. Dual half-inch, 3½-digit LCD displays show output voltage and current at the same time and can be used to preset output voltage and/or current limit before connection to load.

The PSU can operate in con-

stant current or constant voltage modes and voltage can be set to within 5mV. The output is protected against forward and reverse voltages and the supply current is varied logarithmically to give accurate control at low values. Thandar claim 0.01% line and load regulation and ripple and noise figures better than 1mV. They also note that 'linear regulation and the use of LCD meters ensure that RF1 and interference

generated by the display is minimised.' This seems to be an increasingly important consideration in the electronics industry. A dual version of the PSU features two identical and independent units in one case. The TS3021 single unit retails at £150 plus VAT while the TS3022 double unit is £240 plus VAT. Contact Thandar at London Road, St. Ives, Huntingdon, Cambs., PE17 4HJ (tel: 0480 64646).


Digisound Advice

We're sorry to have to inform readers that Digisound of Blackpool — a company we've had a happy association with over the years — has ceased trading. A number of the projects Digisound was involved with will, fortunately, carry on. In particular, the PCBs for the ETI Project 80 synthesizer will now be available from Tim Higham, 16 Lauriston Road, Wimbledon, London SW19 4TQ (mail order only). Higham will also supply construction notes and some front panels — while ETI can, of course, supply photocopies of the original articles. Higham informs us that he has a price list available and is planning some new modules for the Project 80 (we'll keep readers informed). The Project 80 uses ICs from Curtis Electro-music, which Digisound had the exclusive rights to distribute. All these ICs are now available from Cicada Engineering, 54 Gibson Square, London N1 0RA (tel: 01-226 9778), who will be happy to supply details.

On The Surface

A new report from Electronic Trend Publications forecasts that usage of surface mounted devices will grow rapidly over the next few years. By 1990, says the report, 41% of all electronic components will be SMDs and 50% of all PCBs will utilise SMDs. The report claims that cost considerations combined with a felt need for improved reliability and higher performance under the growth in SMD usage. 'Advances in design, assembly, and test equipment,' say the report's publishers, 'ETP, coupled with the availability of a complete range of SM devices have made board size reduction up to 70% and cost reduction up to 50% a reality.' The report, priced at \$1250, 'represent a "hands on" guide to the application of SMT (surface mount technology) in new equipment design.' Although not completely ignoring the issue of smaller scale users of electronic components, who may find the capital cost of SMT prohibitive, the report has little to say about the long term implications of surface mounting for small manufacturers, the repair and servicing sector and home constructors. The eventual but inevitable dominance of surface mount devices will probably have a greater impact here than has the almost universal adoption of PCBs or integrated circuits.

Bigger Acorns — Small PCs




The forward march of MS-DOS and PC-DOS continues as the former bright hope of the UK computer industry, Acorn, unveils two new models designed to soften its maverick image. The Master 512 belongs ostensibly to the BBC range but is built around an 80106 processor (running at 10MHz) and comes bundled with a mouse, Digital Research's GEM software and DOS Plus which resembles MS-DOS. It is priced at £345.26 plus VAT. Somewhat more expensive is the Acorn MT19, which is claimed to be 'a true (IBM) PC compatible'. This machine — designed by Acorn's parent company, Olivetti, but badged Acorn — features twin 360K 5.25" disc drives, a high resolution monochrome monitor and 256K of memory in the basic version (AIM 20), all of which makes it rather expensive at £1499. Numerous upgrades and the option of Econet compatibility suggest that Olivetti are still unwilling to commit Acorn completely to the MS-DOS/IBM route, but the prognosis is not good for UK computer design. Acorn may be contacted at Cambridge Technopark, 645 Newmarket Road, Cambridge CB5 8PD (tel: 0223 214411).

Seal Of Approval

Seal Electronics of Reading have produced a peripheral for BBC B and Spectrum computers designed to enable their use as logic analysers. The additions come in matching cream or black cases intended to be placed underneath the computers. They incorporate internal 10MHz clocks, offering a range of sample rates. An external clock can be used. There are inputs for up to 16 data lines (in two groups of eight) and the computers' own vdu or TV screens display all 16 lines under selectable cursors. Clock rate and data format (hex, octal, decimal or binary) can be selected and the analyser is capable of storing up to 1999 4-bit samples and displaying any chosen sequence. A preset 4-bit word triggers sampling according to the state of the four least significant data lines and results can be shown graphically or numerically. The analyser can also operate in real time.

The SL16 Logic Analyser costs £200 in the Spectrum version and £250 in the BBC version, inclusive of software, manual and p&p. Contact Seal at 1 Hagbourne Close, Woodcote, Reading, RG8 0RZ.

THE WORLD OF



FOR ONLY £2.50

ELECTROMAIL - A BRAND NEW WAY TO BUY RS PRODUCTS.

- Over 12,000 products from a single source.
- The quality range – proven by industry.
- Excellent stock availability.
- 24 hour ordering.
- 688 page catalogue.

Write or phone today for your copy of the new Electromail catalogue.

It's an invaluable technical reference packed with photographs and detailed descriptions of the complete product range.

Send £2.50 or, if phoning, quote your Access/Visa number.

The Electromail service is only available to UK customers.

ELECTROMAIL

Dept. 100, PO Box 33, Corby, Northants. NN17 9EL

TELEPHONE:

0536 204555



Batteries
Cables and accessories
Conduit and trunking systems
Connectors
Control and switchgear
Drafting aids
Emergency/safety lighting
Enclosures and accessories
Fasteners
Fuses & circuit breakers
Instruments
Integrated circuits
Optoelectronics/indicators
Power supplies
Printed circuit boards & fabrication
Relays, solenoids and sensors
Resistors and capacitors
Security & safety products
Semiconductors
Service aids
Soldering and desoldering
Speakers & microphones
Suppressors & filters
Switches
Technical books and videos
Timers, counters, controllers
Tools & production aids
Transformers and wound components
Wiring accessories
Workshop equipment



£1 BAKERS DOZEN PACKS

Price per pack is £1.00.* Order 12 you may choose another free. Items marked (sh) are not new but guaranteed ok.

1. 5 - 13 amp ring main junction boxes
2. 5 - 13 amp ring main spur sockets
3. 5 - surface mounting sockets suitable for mains voltage
4. 5 - electrical switches intermediate type, will also replace 1 or 2 way switches, white flush mounting
7. 4 - in flex line switches with neons
9. 2 - mains transformers with 0/1A secondaries
10. 2 - mains transformers with 12V secondaries
11. 1 - extension speaker cabinet for 6 1/2" speaker
12. 1 - glass reed switches
13. 2 - ultra transmitters and 2 receivers with circuit
17. 2 - light dependent resistors
19. 2 - water switches - 8y 2 way, 4p 3 way, 2p 6 way, 2p 5 way, 1p 12 way small one holding fixed and good length 1/2 spindle your choice
28. 1 - 6 digit counter mains voltage
30. 2 - Nicad battery chargers
31. 1 - key switch with key
32. 2 - aerosol cans of Oil Dry Lubricant
34. 96 - 1 metre lengths colour-coded connecting wire
38. 1 - long and medium wave tuner kit
41. 8 - rocker switch 10 amp mains SPST
45. 1 - 24 hour time switch mains operated (s.h.)
48. 2 - 6V operated reed switch relays etc.
49. 10 - neon valves - make good night lights
50. 2 - 12V DC or 24V AC, 3 CO relays
51. 1 - 12V 2 CO miniature relay very sensitive
52. 1 - 12V 4 CO miniature relay
53. 2 - mains operated relays 3 x 8 amp changeover (s.h.)
54. 10 - rows of 32 gold plated IC sockets (total 320 sockets)
55. 1 - locking mechanism with 2 keys
56. 1 - miniature unselector with circuit for electric jigsaw puzzle
58. 1 - ferrite rods 4" x 5/16" diameter aerials
60. 1 - ferrite slab aerial with L & H wave coils
61. 1 - Mullard thyristor trigger module
64. 10 - assorted knobs 1/2 spindle
65. 5 - different thermostats, mainly bi-metal types
66. 1 - magnetic brake - stops rotation instantly
67. 2 - motorised time switch can be mouth operated
69. 2 - 25 watt pots 8 ohm
70. 2 - 25 watt pots 1000 ohm
71. 4 - wire wound pots - 18, 33, 50 and 100 ohm your choice
72. 1 - 1250 watt dimmer Ultra ref 5220
73. 1 - time reminder siren with 60 min clockwork
81. 2 - 30A panel mounting ultra low fuses
85. 1 - mains shaded pole motor 1/2" stack - 1/2 shaft
89. 1 - mains motor with gear box 1 rev per 24 hours
91. 2 - mains motors with gear box 18 rpm
96. 1 - thermostat for fan heater and 3" tweeter
98. 1 - motorised stud switch (s.h.)
101. 1 - 2 1/2 hours delay switch
103. 1 - mains power supply unit - 6V DC
104. 1 - mains power supply unit - 4.5V DC
105. 1 - 5 pin flex plug and socket
107. 1 - 5" speaker size radio cabinet with handle
110. 1 - slider type volume controls
111. 2 - musical boxes (less keys)
112. 1 - hearing pad 200 watts mains
113. 1 - FM front end with variable condenser and data
114. 1 - 1W amplifier Mullard 11W2
115. 1 - wall mounting thermostat 24V
118. 1 - teak effect extension 5" speaker cabinet
120. 2 - p.c. boards with 2 amp full wave and 17 other reeds
121. 1 - push push switches for table lamps etc.
122. 10 - mtrs twin screened flex white p.v.c. outer
123. 100 - staples for thin flex
124. 25 - clear plastic lenses 1 1/2" diameter
127. 4 - pilot bulb lamp metal clip on type
128. 10 - very fine drill bits
129. 4 - extra thin screw drivers for instruments
132. 2 - plastic boxes with windows, ideal for interrupted beam switch
134. 10 - model aircraft motor - require no oil, just spin to start
135. 2 - car radio speakers 5" round 4 ohm made for Radiomobile
137. 1 - 6 1/2" 4 ohm 25W speaker
142. 10 - 4 BA speakers 1" and open, other and closed
145. 2 - 4 reed relay kits 3V coil normally open or c/o if magnets added
146. 20 - pilot bulbs 6.5V 3A Philips
147. 1 - secret switch kit with data
149. 1 - socket covers (protect inquisitive little fingers) for twin 13A
152. 1 - air or gas shut off valve - clockwork operated
153. 1 - air or gas shut off valve - thermostat operated
154. 1 - 12V drip proof relay - ideal for car jobs
155. 6 - various push button tuners with knobs
156. 6 - 12 way connector blocks 2A 250V
159. 12 - 12 way connector blocks 25A 250V
162. 1 - 13A fused and switched spur for surface mounting or can be removed from box for flush mounting
163. 3 - 13A sockets good British make but brown
169. 1 - short wave set second hand 2.30p
171. 1 - electronic car kit with data - have fun with this
172. 10 - 12V BW bulbs Philips m.e.s.
178. 6 - oblong amber indicators with filaments 12V
180. 6 - round amber indicators with neons 240V
181. 100 - p.v.c. grommets 1/2 hole size
182. 1 - short wave tuning condenser 50p pf with 1/2" spindle
184. 1 - three gang tuning condenser each section 500 pf with trimmers and good length 1/2" spindle
188. 1 - plastic box sloping metal front, 18 x 95mm average depth 45mm
192. 2 - double pole 20 amp 250V flush mounting switch - white
193. 1 - B.C. lamp holder adapters white
195. 6 - 5 amp 3 pin flush sockets brown
196. 5 - B.C. lampholders brown bakelite threaded entry
197. 1 - in flex simmerstat for electric blanket, soldering iron etc.
198. 1 - thermostats, spiral spring - adjustable range for ovens etc.
199. 1 - mains operated solenoid with plunger 1" travel
200. 1 - 10 digit switch pad for telephones etc.
201. 8 - computer keyboard switches with knobs, pcb or vero mounting
205. 20 - mtrs 80 ohm, standard type co-axial white
211. 1 - electric clock mains driven, always right time - not cased
212. 1 - stereo pre-amp Mullard EP9001
232. 2 - 12V solenoids, small with plunger
236. 1 - mains transformer 9V 1 amp secondary C core construction
241. 1 - car door speaker (very flat) 6 1/2" 15 ohm made for Radiomobile
242. 2 - speakers 6" x 4 1/2" 8 ohm 5 watt made for Radiomobile
243. 2 - speakers 8" x 4 1/2" 16 ohm 5 watt made for Radiomobile
244. 1 - mains motor with gear-box very small, toothed output 1 rpm
245. 4 - standard size pots, 1/2 meg with dip switch
248. 1 - 13A switched socket on double plate with fused spur for water heater
286. 1 - mains transformer 9V 1A secondary split primary so ok also for 115V
287. 1 - mains transformers 15V 1A secondary p.c.b. mounting
289. 50 3.5V torch bulbs
290. 3 7" reel to reel tape spools
291. 1 ten turns 3 watt pot 1/2 spindle 100 ohm
292. 1 two plate brass contact brass
293. 50 silicon diodes mixed unmarked
294. 50 Germanium transistors mixed and unmarked
295. 10 round pointer knobs 1/2 spindle
296. 3 car cigarette lighter socket plugs
297. 3 cover for 24hr switch ref BD45
298. 2 15 amp round pin plugs brown bakelite
300. 1 mains solenoid with plunger compact type
301. 10 ceramic magnets Mullard 1" x 3/8 x 5/16
302. 12 pole 3 way ceramic wiper charge switch
303. 1 stereo amp 1 watt per channel
304. 1 tubular dynamic microphones with desk rest
305. 1 module, speaker & battery to make musical card
307. 5 thermal fuses 15 amp woods metal
308. 1 T.V. turret tuner (black & white T.V.)
309. 1 adaptable legend knobs 1/2 spindle
310. 2 oven thermostats
311. 1 Clare Elliot sealed relay 12V
312. 1 pressure pad switch 24 x 18 (Trigger Mat)
313. 5 sub miniature micro switches
314. 1 12" 8 watt min fluorescent tube white
315. 1 6" 4 watt min fluorescent tube white
316. 1 round pin kettle plug with moulded on lead

MULLARD UNILEX AMPLIFIERS

We are probably the only firm in the country with these now in stock. Although only four watts per channel, these give superb reproduction. We now offer the 4 Mullard modules - i.e. Mains power unit (EP9002) Pre amp module (EP9001) and two amplifier modules (EP9000) all for £8.00 plus £2 postage. For prices of modules bought separately see TWO POUNDERS.

CAR STARTER/CHARGER KIT


Flat Battery! Don't worry you will start your car in a few minutes with this unit - 250 watt transformer 20 amp rectifiers, case and all parts with data £18.50 or without case £15.00 post paid.



VENNER TIME SWITCH

Mains operated with 20 amp switch, one on and one off per 24 hrs. repeats daily automatically correcting for the lengthening or shortening day. An expensive time switch but you can have it for only £2.95 without case, metal case - £2.95. adaptor kit to convert this into a normal 24hr. time switch but with the added advantage of up to 12 on/off per 24hrs. This makes an ideal controller for the immersion heater. Price of adaptor kit is £2.30.

SOUND TO LIGHT UNIT



Complete kit of parts of a three channel sound to light unit controlling over 2000 watts of lighting. Use this at home if you wish but it is plenty rugged enough for disco work. The unit is housed in an attractive two tone metal case and has controls for each channel, and a master on/off. The audio input and output are by 1/4" sockets and three panel mounting fuse holders provide thyristor protection. A four pin plug and socket facilitate ease of connecting leads. Special price is £14.95 in kit form.

12 volt MOTOR BY SMITHS

Made for use in cars, etc. these are very powerful and easily reversible. Size 3 1/2" long by 3" dia. They have a good length of 1/2" spindle - 1/10 hp £3.45 1/8 hp £5.75 1/6 hp £7.50

25A ELECTRICAL PROGRAMMER

Learn in your sleep. Have radio playing and kettle boiling as you wake - switch on lights to ward off intruders - have a warm house to come home to. You can do all these and more. By a famous maker with 25 amp on/off switch. A beautiful unit at £2.50.

THE AMSTRAD STEREO TUNER

This ready assembled unit is the ideal tuner for a music centre or an amplifier. It can also be quickly made into a personal stereo radio - easy to carry about and which will give you superb reception. Other uses are a 'get you to sleep radio', you could even take it with you to use in the lounge when the rest of the family want to view programmes in which you are not interested. You can listen to some music instead.

Some of the features are: long wave band 115 - 170KHz, medium wave band 525 - 1650KHz, FM band 87 - 108 MHz, mono, stereo & AFC switchable, fully assembled and fully aligned. Full wiring up data showing you how to connect to amplifier or headphones and details of suitable FM aerial (note ferrite rod aerial is included for medium and long wave bands). All made up on very compact board.

Offered at a fraction of its cost only £4.95

GOODS ARE ON APPROVAL

these notes are often hastily written and technical information sheets are seldom available about the items we have to describe, also advertisements sometimes go to press without our having a chance to correct any mistakes, however, everything we sell is supplied on the understanding that if it is not suitable for your project you may return it within 7 days for credit. If there was a definite error of description in our copy then we will pay postage. If not, then you pay the postage. This offer applies to kits, but only if construction is not started.

FANS & BLOWERS

Woods extractors
5" £5 + £1.25 post, 6" £6 + £1.50 post
4" x 4" Muffin equipment cooling fan 115V £2.00
4" x 4" Muffin equipment cooling fan 230/240V £5.95
5" Planair extractor £5.50
9" Extractor or blower 115V supplied with 230 to 115V adaptor £9.50 + £2 post
All above are ex computers but guaranteed 12 months.
10" x 3" Tangential Blower. New. Very quiet - supplied with 230 to 115V adaptor on two in series to give long blow £2.00 + £1.50 post or £4.00 + £2.00 post for two.

IONISER KIT

Refresh your home, office, shop, work room, etc. with a negative ION generator. Makes you feel better and work harder - a complete mains operated kit, case included. £11.95 plus £2.00 post.

TELEPHONE BITS

Master socket (has surge arrester - ringing condenser etc) and takes B.T. plug £3.95
Extension socket £2.95
Dual adaptors (2 from one socket) £3.95
Cord terminating with B.T. plug 3 metres £2.95
Kit for converting old entry terminal box to new B.T. master socket, complete with 4 core cable, cable clips and 2 BT extension sockets £11.50

MINI MONO AMP on p.c.b. size 4" x 2" (app.)

Fitted volume control and a hole for a tone control should you require it. The amplifier has three transistors and we estimate the output to be 3W rms. More technical data will be included with the amp. Brand new, perfect condition, offered at the very low price of £1.15 each, or 13 for £12.00

J & N BULL ELECTRICAL

128 PORTLAND ROAD, HOVE, BRIGHTON, SUSSEX BN3 5QL Dept ETI

MAIL ORDER TERMS: Cash, P.O. or cheque with order. Orders under £20 add £1 service charge. Monthly account orders accepted from schools and public companies. Access & B/Card orders accepted. Brighton 0273 734648. Bulk orders: write for quote.

OVER 400 GIFTS YOU CAN CHOOSE FROM

There is a total of over 400 packs in our Baker's dozen range and you become entitled to a free gift with each dozen pounds you spend on these packs. A classified list of these packs and our latest 'News Letter' will be enclosed with your goods, and you will automatically receive our next news letter.

TWO POUNDERS*

- 2P2 - Wall mounting thermostat, high precision with mercury switch and thermistor
- 2P3 - Variable and reversible 8-12v psu for model control
- 2P4 - 24 volt psu with separate channels for stereo made for Mullard UNILEX
- 2P6 - 100W mains to 115V auto-transformer with voltage tapping
- 2P7 - Mini key, 16 button membrane keyboard, list price over £12
- 2P8 - Mains motor with gear box and variable speed selector. Series wound so suitable for further speed control
- 2P9 - Time and set switch. Boxed, glass fronted and with knobs. Controls up to 15 amps. Ideal to program electric heaters
- 2P10 - 12 volt 5 amp mains transformer - low volt winding on separate bobbin and easy to remove to convert to lower voltages for higher currents
- 2P11 - Power amp module Mullard Unilex EP9000 (note stereo pre-amp module Unilex 90 is B0216)
- 2P12 - Disk or Tape precision motor - has balanced rotor and is reversible 230v mains operated 1500 rpm
- 2P14 - Mug Stop kit - when thrown emits piercing squeak
- 2P15 - Interrupted Beam kit for burglar alarms, counters, etc.
- 2P17 - 2 rev pr minute mains driven motor with gear box, ideal to operate mirror ball
- 2P18 - Liquid/gas shut off valve mains solenoid operated
- 2P19 - Disco switch-motor drives 6 or more 10 amp change over micro switches supplied ready for mains operation
- 2P20 - 20 metres extension lead, 2 core - ideal most Black and Decker garden tools etc.
- 2P21 - 10 watt amplifier, Mullard module reference 1173
- 2P22 - Motor driven switch 20 sets on or off after push
- 2P24 - Clockwork operated 12 hour switch 15A 250V with clutch
- 2P26 - Counter resettable mains operated 3 digit
- 2P27 - Goodmans Speaker 8 inch round 8ohm 12 watt
- 2P28 - Drill Pump - always useful couples to any make portable drill
- 2P29 - 24 position Yaxley switch contacts rated 5A - 1/2 spindle
- 2P31 - 4 metres 98 way interconnecting wire easy to strip
- 2P32 - Hot Wire amp meter - 4 1/2 round surface mounting 0-10A - old but working and definitely a bit of history
- 2P34 - Solenoid Air Valve mains operated
- 2P35 - Battery charger kit comprising mains transformer, full wave rectifier and meter, suitable for charging 6v or 12v
- 2P38 - 200 R.P.M. General Motors 1" stack quite powerful, definitely large enough to drive a rotating aerial or a turntable for polishing stoneware etc.
- 2P42 - Tubular heater, 60 watts per ft, unshielded but slightly storage sealed, made by G.E.C. Perfect order (must be collected by appointment as 12ft long)
- 2P43 - Small type blower or extractor fan, motor inset so very compact, 230V
- 2P46 - Our famous drill control kit complete and with prepared case.
- 2P47 - Joy switch kit complete as previously sold.
- 2P48 - Telephone ringing unit reduces mains to 50 volts and changes frequency from 50 Hz to 25 Hz to give right ringing tone.
- 2P49 - Fire Alarm break glass switch in heavy cast case
- 2P51 - Stereo Headphone amplifier, with pre-amp
- 2P54 - 2 1/2 kw. blow heater section of coal or log fire fit, this is a sheet metal assembly which holds the elements, the motor with fan, and the lamp holders and bits which give the flickering flame effect. Collect or add £3 to cover pbg.
- 2P55 - Mains motor, extra powerful has 1 1/2" stack and good length of spindle
- 2P62 - 1 pair Goodmans 15 ohm speakers for Unilex
- 2P63 - 1.5Kv 20 mA mains transformer ex-shipment
- 2P64 - 1 five blade fan 6 1/2" with mains motor
- 2P65 - 2 resettable trips 4.5A mains
- 2P66 - 1 2Kw tangential heater 115v easily convertible for 230V
- 2P67 - 1 12v-0-12v 2 amp mains transformer
- 2P68 - 1 15v-0-15v 2 amp mains transformer
- 2P69 - 1 250v-0-250v 60 mA & 3 v 5A mains transformer
- 2P70 - 1 E.M.I. tape motor 2 speed and reversible
- 2P71 - 1 PAPST 240v 5hz motor
- 2P72 - 1 115v Muffin fan 4" x 4" approx
- 2P76 - 1 extra tweeter partner to SP26 speaker
- 2P77 - 1 instrument box with key size 12" x 4 1/2" wide 6" deep
- 2P82 - 9v-0-9v 2 amp mains transformer
- 2P83 - 25m 75 twin flat flex for mains appliances
- 2P84 - Modem board with press keys for telephone redialler
- 2P85 - 20v-0-20v 1/4 A Mains transformer
- 2P88 - Sangamo 24 hr time switch 20 amp S.H.
- 2P89 - 120 min. time switch with knob
- 2P90 - 90 min. time switch with edgewise engraved controller
- 2P91 - Panel meter size 2 1/2" x 2" scaled power factor
- 2P92 - Bailey & Mackey pressure switch 15 p.s.i.

Valve Pre Amp

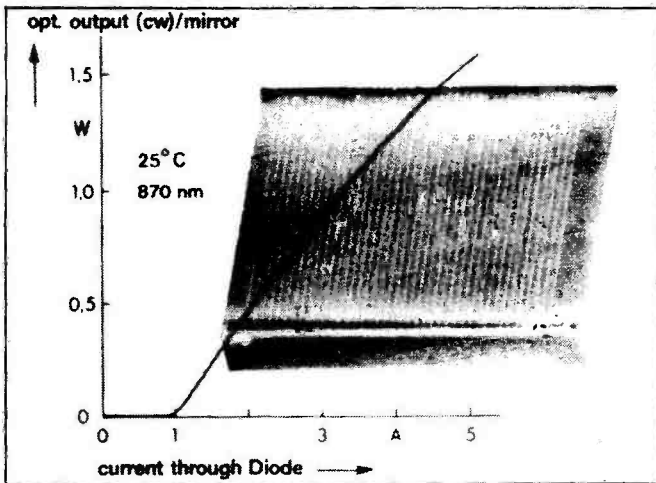
2P69 - We can supply the following mains transformer + £1.00 post
BD95 - Valve basis B9A 4 for £1.00
1P100 - Tag strips 3 lengths for £2.00

£5 POUNDERS*

1. 12 volt submersible pump complete with a tap which when brought over the basin switches on the pump and when pushed back switches off, an ideal caravan unit.
2. Sound to light kit complete in case suitable for up to 750 watts.
3. Silent sentinel ultra sonic transmitter and receiver kit, complete.
4. 250 watt isolating transformer to make your service bench safe, has voltage adj. taps, also as it has a 115V tapping it can be used to safely operate American or other 115V equipment which is often only insulated to 115V. Please add £3 postage if you can't collect as this is a heavy item.
5. 12V alarm bell with heavy 6" gong, suitable for outside if protected from direct rainfall. Ex GPO but in perfect order and guaranteed.
6. Sensitive voltmeter relay, this consists of a 4 1/2" dia moving coil meter with electronics (we will supply ctd. dig.) over £120 each, they are new and still in maker's boxes.
7. Box of 25 fluorescent tubes 40 watt daylight or warm white ideal window palmets, signs, etc. Please collect or add £2 postage.
8. Box of 25 18" fluorescent tubes assorted colours, please collect or add £2 postage.
9. 24 x 8 ft 85-120 watt warm white tubes. Ideal plant growing. G. Equipment cooling fan - minimi snail type mains operated.
11. Fine pong blower - for any job that requires a powerful stream of air - ex computer. Collect or add £21 post.
12. Unselector 360 degrees rotation, 5 poles, 50 watts, 50V coil.
13. Washing machine water pump, main motor driven so suitable for many applications.
14. Control panel case, conventional design with hinged front and finished metallic silver, easily arranged as lockable size approx. 15" x 10" x 5 1/2", wall mounting.
15. Two kits: matchbox size surveillance transmitter and 2 FM receivers.

This months snip

Prestel units, brand new, complete except for some ICs with handbooks and keypads. Only £5.00 + £1.00 post.



Powerful Semiconductor Laser

Siemens have succeeded in integrating up to forty laser diodes on a single substrate to produce a semiconductor laser with more than thirty times the power of existing types.

The mirrors of conventional laser diodes are seldom able to handle more than 50mW of output power. The use of a laser array allows the individual diodes to operate at higher efficiencies, reducing the thermal stress on the mirrors. Siemens claim out-

put powers of more than 1.5W using this system.

The arrays consists of optically-coupled laser diodes spaced 8-10um apart across a substrate. The wavelength of the light output is 0.88um with good coherence properties and the overall efficiency exceeds 30%.

Siemens Ltd, Siemens House, Windmill Road, Sunbury-on-Thames, Middlesex TW16 7HS, tel 09327-85691.

- The Geiger-Mite is a pocket-sized Geiger ratemeter which flashes an LED to indicate ionizing events. It also has an output for a crystal earpiece and can be connected to a computer for count analysis. A complete kit including ZP1310 Geiger-Muller tube costs £46.92 inclusive from Becker Phonosonics, 8 Finucane Drive, Orpington, Kent BR5 4ED, tel 0689-37821.

- Sifam's new dual movement panel meter allows you to keep an eye on both channels of a stereo system at the same time. Known as the Type 74, it is intended for use in peak programme meter (PPM) systems and meets all the relevant BBC and BS/IEC standards. Contact Sifam Ltd, Woodland Road, Torquay, Devon TQ2 7AY, tel 0803-63822.

- ITT-Cannon have extended their AXR connector range to include a type designed especially for use with loudspeakers. The AXR-PDN plugs and sockets are available in both cable and chassis-mounting form and feature rugged metal shells and a lock coupling to prevent accidental disengagement. The cable entries are designed to accept both round and figure-of-eight

cables and the cable boot and insulating inserts are available in either blue or white to aid identification in stereo setups. Contact ITT-Cannon (UK), Jays Close, Viabes Industrial Estate, Basingstoke RG22 4BW, tel 0256-473171.

- B & R Electrical Products specialise in switches, relays, connectors and other electro-mechanical components and their 188-page, A4 catalogue contains a number of unusual items. It is also notable for the amount of information it gives, including photographs, detailed specifications and dimensioned drawings where appropriate. Contact them at South Road, Temple Fields, Harlow, Essex CM20 2BG, tel 0279-34561.

- The new Cricklewood Electronics catalogue is now available. Its 24, A5 pages list a wide range of components, from the commonplace through to more unusual items such as valves and VDRs, and it comes complete with a pre-paid envelope and mail order form. Credit card telephone orders are also accepted. Cricklewood Electronics Ltd, 40 Cricklewood Broadway, London NW2 3ET, tel 01-450 0995.

FOR ALL THE DETAILS OF THIS AND MANY OTHER ELECTRONICS PROJECTS, GET

Electronics Today

INTERNATIONAL

SUBSCRIPTION RATES

- \$18.10 for 12 issues U.K.
- \$22.50 for 12 issues Overseas Surface Mail
- \$49.50 for 12 issues Overseas Airmail

Send this form with your remittance to:
**JNPONET LTD., Times House, 179 The Marlowes,
 Hemel Hempstead, Herts. HP1 1BB.**

Please begin my subscription(s) to **ELECTRONICS TODAY INTERNATIONAL** with the

I enclose my cheque/postal order for \$..... made payable to **Argus Specialist Publications Ltd.**

or debit \$..... from my Access/Barelaycard No.

valid from to

NAME (Mr/Mrs/Miss)

ADDRESS

Postcode

Signature

Date

Please use **BLOCK CAPITALS** and include post codes

..... issue

NEW NAME IN
ELECTRONIC
COMPONENTS

OMEGA

COMPONENTS
AT UNBEATABLE
PRICES BY
RETURN DESP.

SPECIALIST IN COMPUTER IC'S

ALL NEW HI-SPEC LATEST AND FASTEST DEVICES

COMPUTER IC'S	
DRAM NMOS 150ns	
4164 64k * 1	£1.00
41256 256k * 1	£3.00
4416 16k * 4	£2.05
41464 64k * 4	£4.90
SRAM CMOS	
6116 2k * 8	£1.75
6264 8k * 8	
EPROM 5v CMOS 150ns	
27C64 8k * 8	£7.00
27C256 32k * 8	£12.00
Z80A CPU & INTERFACE DEVICES	
Z80A CPU	£2.00
Z80A PIO	£2.10
Z80A CTC	£2.10
Z80A SIO	£5.25
Z80A DART	£6.00
Z80A DMA	EPOA
(Any CPU on Interfaces IC's Supplied)	

4068	0.12	4094	0.47	4526	0.32
4069	0.12	4099	0.26	4528	0.28
4071	0.12	4506	0.87	4532	0.44
4073	0.12	4510	0.28	4538	0.38
4075	0.12	4511	0.43	4539	0.35
4076	0.35	4512	0.32	4543	0.38
4077	0.20	4514	0.59	4555	0.29
4078	0.12	4516	0.32	4572	0.20
4082	0.12	4517	0.26	4584	0.32
4085	0.23	4518	0.32	4585	0.39
4093	0.16	4520	0.32		

LOW LOW PRICES

74HC CMOS

00	0.24	51	0.24	158	0.56
02	0.24	74	0.45	161	0.75
04	0.25	86	0.45	164	0.80
06	0.45	107	0.35	185	0.85
08	0.24	109	0.40	186	0.80
10	0.24	123	0.50	173	0.80
11	0.24	132	0.85	174	0.80
14	0.50	138	0.52	175	0.70
20	0.24	139	0.52	240	0.90
27	0.24	153	0.52	640	1.00
32	0.36	153	0.52		
42	0.50	157	0.56		

"AXIOM" Floppy Discs Lifetime Guaranteed
Pack of 10

5.25" SSDD 96TPI 14.50	5.25" DSDD 96TPI 17.00
3.5" SSDD 18.00	3.5" DSDD 25.50

Quantity discounts available on request.

ON ORDERS OVER £25 P&P FREE ADD 15% VAT OTHERWISE ADD 50p P&P + 15%
VAT. OVERSEAS ORDERS WELCOME NO VAT ADD £2.00 P&P.

ANY IC SUPPLIED - IF IT EXISTS WE WILL FIND IT
QUOTATIONS FOR QUANTITY ON REQUEST


OMEGA ELECTRONICS
189 Beverley Drive
Edgware, Middx. HA8 5NL

Tel: 01-9515526

MAIL ORDER ONLY

Prices are subject to change without notice.

THE SOCIETY OF ELECTROSCIENCE



An association which is widely recognised and respected, which endorses the status of its members, protects and promotes their interests, assists their careers and encourages their ethical standards is the foundation of every profession.

The Society of Electroscience is the specialist association for men and women who are professionally engaged in research, development, design, manufacture, commissioning, control and test of electrical, electronic and micro-electronic projects and equipment. The designatory letters of corporate membership, D.S.Elec., F.S.Elec., and M.S.Elec., confirm the prime status of these engineers and scientists throughout the Free World.

Concerned for professionals in computer circuitry, the Society of Electroscience and its parallel organisation for software professionals, the Institution of Analysts & Programmers, list members in more than fifty independent states and countries. Every electee including each Technician, Graduate and Associate Member, i.e. T.S.Elec., Grad.S.Elec. and A.M.S.Elec. respectively, are under personal obligation to maintain the highest standards of professional conduct to protect the prestige of themselves and their fellow members and to justify the international recognition which is extended to them.


A guide to the gradings and requirements of membership and an application form is available free of charge upon request to the Applications Officer either by letter or, in normal office hours, by telephone on 01-898 2385.

THE SOCIETY OF ELECTROSCIENCE
GIBSON HOUSE, FOURTH CROSS ROAD, TWICKENHAM
MIDDLESEX, TW2 5EL, ENGLAND

The Archer Z80 SBC

The SDS ARCHER - The Z80 based single board computer chosen by professionals and OEM users.


- ★ Top quality board with 4 parallel and 2 serial ports, counter-timers, power-fail interrupt, watchdog timer, EPROM & battery backed RAM.
 - ★ **OPTIONS:** on board power supply, smart case, ROMable BASIC, Debug Monitor, wide range of I/O & memory extension cards.
- from £185 + VAT.



The Bowman 68000 SBC

The SDS BOWMAN - The 68000 based single board computer for advanced high speed applications.

- ★ Extended double Eurocard with 2 parallel & 2 serial ports, battery backed CMOS RAM, EPROM, 2 counter-timers, watchdog timer, powerfail interrupt, & an optional zero wait state half megabyte D-RAM.
 - ★ Extended width versions with on board power supply and case.
- from £295 + VAT.



Sherwood Data Systems Ltd

Sherwood House, The Avenue, Farnham Common, Slough SL2 3JX. Tel. 02814-5067

DIARY

Radio Amateurs' Examination Course — September 3-5th onwards
North Trafford College, Manchester. For details see September '86 ETI or contact the college, Talbot Road, Stretford, Manchester M32 0XH, tel 061-872 3731 extension 53.

The Evolving Local Telecommunications Network — September 7-12th

Aston University, Birmingham. For details see September '86 ETI or contact the IEE at the address below.

Electrical Measurements, DC to VHF — September 7-12th

Imperial College of Science and Technology, London. For details see August '86 ETI or contact the IEE at the address below.

Radio Amateurs' Examination Course — September 8-10th onwards

Paddington College, London. For details see August '86 ETI or contact the college, 25 Paddington Green, London W2 1NB, tel 01-402 6221.

ESSDERC '86 — September 8-11th

University of Cambridge. For details see September '86 ETI or contact the Institute of Physics, 47 Belgrave Square, London SW1X 8QX, tel 01-235 6111.

Commodore Horizons Show — September 13/14th

UMIST, Manchester. For details contact Database Exhibitions at the address below.

Television Engineering Course — September 17th onwards

The IBA, London. For details see September '86 ETI or contact the Royal Television Society at the address below.

People and Computers: Designing For Usability — September 22-16th

University of York. For details see September '86 ETI or contact the BISL Conference Department, The British Computer Society, 13 Mansfield Street, London W1M 0BP.

Electron & BBC Micro User Show — September 26-28th

UMIST, Manchester. For details contact Database Exhibitions at the address below.

Electromagnetic Compatibility — September 30th-October 3rd

University of York. See August '86 ETI or contact the Institution of Electronics and Radio Engineers, 99 Gower Street, London WC1E 2AZ, tel 01-388 3071.

Sound Comm '86 — October 1/2nd

New Century Hall, Manchester. For details see September '86 ETI or contact Brenda White on 06286 - 67633.

Wideband Communications — October 1/2nd

Tara Hotel, London. For details contact Online Conferences Ltd, Pinner Green House, Ash Hill Drive, Pinner, Middlesex MA5 2AE, tel 01-868 4466.

Amstrad Computer Show — October 4-5th

Novotel, London. For details contact Database Exhibitions at the address below.

Lighting Workshop — October 17-19th

BBC Engineering Training Centre, Woodnorton, near Evesham. A rare opportunity to learn lighting techniques from BBC and ITV broadcast lighting directors. The weekend course has been designed both for the newcomer and for those with some theoretical knowledge and the emphasis is on practical experience. For details contact the Royal Television Society at the address below.

Addresses

Database Exhibitions, Europa House, 68 Chester Road, Hazel Grove, Stockport SK7 5NY, tel 061-456 8835.

Institution of Electrical Engineers, Savoy Place, London WC2 0BL, tel 01-240 1871.

The Royal Television Society, Tavistock House East, Tavistock Square, London WC1H 9HR, tel 01-387 1970.


ETI

For KITS & COMPONENTS
Choose the easy way — with

Send 50p & SAE for CATALOGUE (refundable with first order)

ORDERS: RING (01) 567 8910 - 24 HRS

CLOCK TIMER



The CT1000K is a mains powered digital clock/timer which will switch a 1kW mains load on and off at a preset time. The operation may be repeated daily or just once and the times are easily set, changed or canceled using the pushbuttons and LED display. Ideal for security lighting, radio recording, etc.

CT1000K £14.90
CT1000KB (as above + predrilled box) £17.40

DISCO LIGHTING KITS

DL1000K This value-for-money 4-way chaser features by-directional sequence and dimming. 1kW per channel. £17.50
DLZ1000K - A lower cost uni-directional version of the above. Zero switching to reduce interference. £9.85
 Optional opto input allowing audio 'beat/light response (DLA/1) 70p
DL3000K - 3-channel sound to light kit features zero voltage switching, automatic level control and built-in microphone. 1kW per channel. £14.25

DL8000



VERSATILE REMOTE CONTROL KIT


This kit includes all components (+ transformer) to make a sensitive IR receiver with 16 logic outputs (0-15V) which with suitable interface circuitry (relays, triacs, etc - details supplied) can be used to switch up to 16 items of equipment on or off remotely. The outputs may be latched (to the last received code) or momentary (on during transmission) by specifying the decoder IC and a 15V stabilised supply is available to power external circuits.

Supply 240V AC or 15-24V DC at 10mA.
Size (excluding transformer) 9 x 4 x 2 cms.

The companion transmitter is the MK18 which operates from a 9V PP3 battery and gives a range of up to 60ft. Two keyboards are available MK9 (4-way) and MK10 (16-way), depending on the number of outputs to be used.

MK12 IR Receiver (incl. transformer) £14.85
 MK18 Transmitter £7.50
 MK9 4-Way Keyboard £2.00
 MK10 16-Way Keyboard £5.95
 601 133 Box for Transmitter £2.60

DVM ULTRA SENSITIVE THERMOMETER KIT



Based on the ICL 7126 and a 3 1/2 digit liquid crystal display, this kit will form the basis of a digital multimeter (only a few additional resistors and switches are required - details supplied), or a sensitive digital thermometer (-50°C to +150°C) reading 0.1°. The kit has a sensitivity of 20mV for a full-scale reading, automatic polarity and overload indication. Typical battery life of 2 years (PP3). £17.00

MICROPROCESSOR TIMER KIT

Designed to control 4 outputs independently switching on and off at preset times over a 7-day cycle. LED display of time and day, easily programmed via 20 way keyboard. Ideal for central heating control including different switching times for week-ends! Battery back-up circuit. Includes box. 18 time settings.


CT600K £42.90
 XK114 Relay Kit for CT6000 includes PCB, connectors and one relay. Will accept up to 4 relays 3A/240V c/o contacts £4.30
 701 115 Additional Relays £1.80



HOME LIGHTING KITS

These kits contain all necessary components and full instructions and are designed to replace a standard wall switch and control up to 300W of lighting.

TDR300K Remote Control Dimmer £16.45
 MK6 Transmitter £4.95
 for above £4.95
 TD300K Touchdimmer £8.50
 TS300K Touchswitch £8.50
 TDEK Extension kit for 2-way switching for TD300K £2.70



TR ELECTRONICS
13 BOSTON RD
LONDON W7 2SJ
Tel: 01:567 8910

SEND 9x6" S.A.E. AND 50p FOR CATALOGUE OR CALL AT SHOP MON-FRI 9-5 pm SATURDAY 10-4 pm

ORDERING INFORMATION:
ALL PRICES EXCLUDE VAT

FREE P&P on orders over £20 (UK only), otherwise add 75p + VAT. Overseas P&P: Europe £2.75 Elsewhere £6.50. Send cheque/PO/Barclaycard/Access No. with order. Giro No. 5293 14002.

LOCAL AUTHORITY AND EXPORT ORDERS WELCOME
GOODS BY RETURN SUBJECT TO AVAILABILITY




READ/WRITE

Micro Economics

Dear Sirs,

In your issue of December 1985 you indicate that the cost of the 6809-based microcomputer would be about £450 including twin disk drives, video monitor, keyboard and power supply.

Micro Concepts quote, for the bare PCB, case and operating system, £253. They advise that the cost of the components for the PCB would be approximately £290 — a total of £543. To that one has to add the cost of the units referred to in the first paragraph above. The realistic overall cost would seem to be more than double that which you suggest.

I cannot think that you would have been negligent to this extent, nor that you have intended deliberately to mislead. Can you please tell me how I may assemble the computer for anything like £450? And where is the evidence that the price "is coming down to less than £450"?

You also state that the computer's disk controller will support double-sided drives. Micro Concept's specification gives the disk interface as being for single-sided disks only, and at a maximum capacity of 700K bytes. Can you please say if it is possible to extend the system to a greater disk capacity?

Yours faithfully,
J.H. Eastaugh,
Chesham,
Buckinghamshire.

As we pointed out in the text, the £450.00 quoted was the cost of the prototype. This did not include a case (as mentioned elsewhere, the prototype board was simply screwed to the wall above the workbench!) and also took no account of the sum subsequent constructors would have to pay for the software and boards. Unfortunately, we didn't realise this at the time and quoted the £450.00 figure in the belief that others would be able to build the microcomputer for the same amount.

Having said that, we're not sure the costs are as high as you suggest. The boards and operating system cost

£109.25 from Micro Concepts and our own estimate of the cost of the components is around £215.00, bringing the total cost of the fully-populated board to about £325.00. That includes VAT and postage, etc, and we arrived at our figure using prices quoted by Technomatic, CMC, Watford and Electromech in the September issue of ETI plus telephone quotes from the suppliers mentioned in Buylines for the more specialised components. No doubt anyone prepared to spend an evening or two going through all the amateur component catalogues available could trim this figure still further. If the disc drives, monochrome monitor, keyboard and power supply are all purchased as new, branded goods they may indeed cost as much again, but if you are prepared to consider surplus gear and shop around a little, you should be able to purchase the lot for around £200.00. That would bring the total to within £50-75 of the figure we quoted.

Regarding the disc interface, the WD1770 controller used on the 6809-based microcomputer does not include a side-select facility and therefore cannot handle double-sided discs. However, the kit supplied by Micro Concepts includes notes on using the PIA to select sides and the firmware supports this option. The formatted capacity available will then be 750K bytes per disc. — Ed.

A Bit Of A Stink About Ozone

Dear sir,

You published an article in your July 1986 issue on an air ioniser.

I would have built an ioniser some time ago, but have been stalled by claims that they produce ozone. One article in an issue of Popular Science magazine claimed this to be one of the beneficial properties of the ioniser. However, I have read elsewhere that the ozone produced can be harmful to your health. I would like you to state if the design published in your magazine produces ozone and if it is in fact harmful.

I enjoy your magazine very much, keep up the diversity of your articles. I would like you to publish some on Dynamic Range Expanders and Electronic Crossovers, I can only locate a couple of these designs.

Yours truly,
O. Phillips,
St. Andrew,
Jamaica, W.I.

Many years ago, it was considered healthy to breathe ozone, and a number of gadgets (the 'Ozonette' springs to mind) were designed to produce ozone in the home. It is now generally agreed that high concentrations of ozone can be harmful, although the small quantities produced by electric motors, TV sets, electric train sets, and so on, are no cause for concern.

Modern ionisers aim to produce oxygen ions, which are not the same thing at all. Nobody has questioned the health-giving properties of negative ions, but for some reason the old ozone idea lingers on. If you are at all worried, it is easy to tell when ozone is present — it has a strong pungent smell, like a sparking electric drill. The ions produced by the ETI ioniser are odourless.

As regards your final suggestions, we'll bear them in mind when planning future issues. — Ed.


Getting His Heaters In A Twist

Dear Sir,

I've just read your article on the Valve Preamplifier (ETI August 1986). Although you suggest that the layout shown in the photograph should not be followed too closely, the heater wiring should be done in a particular way and not as you've shown it. I enclose a diagram from Amateur Radio Techniques by Pat Hawker, published by the Radio Society of Great Britain.

Yours,
A. Moody,
BBC Radio Engineering
Services,
Broadcasting House,
London.

We have received several letters regarding the heater wiring on the Valve Preamp. All make the point that the wires supplying the heater current should be twisted tightly together. In addition, the section on hum reduction in the book mentioned by Mr. Moody recommends arranging the wiring so that no complete loop is formed under a valve. The illustration shows how this can be done.



In fairness to Jeff Macaulay (the author of the Valve Preamp article) we should point out that the preamp shown in the photographs was a hastily-constructed replacement for the original prototype which went astray in transit. Hence our suggestion in the photo caption that readers should not follow the wiring too closely! — Ed.

AUNTIE STATIC'S PROBLEM CORNER

Dear Auntie,

Will you please inform me where I might purchase the following: A dictionary of electronic terms that is comprehensive, yet can be understood by a novice.

A book that would allow me to build a 16-bit microcomputer which explains in detail how the microprocessor, ROM and RAM ICs work, and how to connect them together.

R. King,
Orpington,
Kent.

Every electronics dictionary seems to have its own little quirks, omissions and questionable definitions, and I have not yet come across one which I could recommend without reservation. For something cheap, readily available and fairly comprehensive, you could do worse than to choose the Penguin Dictionary of Electronics, which you will probably find in your high street newsagents. The definitions tend to be

pedantic and are not always very enlightening, but it will cover most of the things you would want to look up. The Encyclopaedic Dictionary of Electronic Terms by John E. Traister and Robert J. Traiser (published by Prentice Hall) is a larger and more expensive book which covers every entry in much greater detail than the Penguin book. Another book we happen to have around the ETI Offices is the Encyclopaedia of Electronics, edited by Stan Gibilisco and published by Tab Books, which is similar in style to the last, but more comprehensive. Both of these books are good if you want a fairly detailed explanation rather than a definition. However, this is one case where I hope that you will not take Auntie's advice, but go to a bookshop with a good technical section and choose one that suits you.

To build a 16-bit computer, a book called 'How to Build Your Own Working 16-bit Computer' sounds like just the one you are looking for. It is available by post from Maplin, who advertise in ETI, and costs £4.95.

— Auntie

modular circuits for music applications

DELTA PHYSICS

Delta Physics' range of built and tested modular circuit boards enables the home constructor to realise a complete 35-45W Lead Guitar/Keyboard amplifier with an authentic professional sound at low cost.

The system comprises 3 modules each designed for ease of fixing and interconnection. Full wiring details are given with each module. For more details a 4-page leaflet will be sent on receipt of an S.A.E.


1. P.66 Reverb Preamp. **£29.50 + VAT** (p&p inclusive) Authentic-sounding guitar or keyboard preamp features an innovative patent-pending MOSFET circuit giving uniquely valve-like sound. Fully integral 14" reverb spring, controls and jacks. Twin input; special Bass and Treble controls; 'Bright' switch for extra highs; Master Volume system for overdrive effects. Sensitivity 10 mv into 250K for 500 mv into 10K output. D.C. requirement 24-60v at 20mA. 383 x 76 x 38 mm.
2. P.36 Power Amplifier **£16.60 + VAT** (p&p inclusive) Compact easily-fixed power module gives 36W rms into 8 ohms, 45W into 4 ohms, at 1% distortion (mainly 2nd harmonic). Output is D.C. blocked and short-circuit protected for reliability. Input 500 mv into 40K for 30W. D.C. requirement 56-66 V at 1.4 A. 105 x 90 x 35 mm.
3. P.45 D.C. Supply **£15.25 + VAT** (p&p inclusive) For use with up to two P.36 and one P.66. Low profile enables use in 2" high chassis. Single bolt fixing via 1/4" hole. Output 56-66V. Fuse-protection against shorted loads. Supplied for 220-240V mains unless specified. 140 x 90 x 40 mm.
4. Accessories. C.11 control-panel. Drilled and punched for P.66 and C.33. Available in red, blue or black with metallic legend (please specify colour). Use with 19" rack or C.22 **£7.75 + VAT**. C.22 Equipment chassis 14s.w.g. aluminium, prepared for use with 1 x P.66, 1 or 2 P.36, 1 x P.45, & C.11. 445mm x 50mm x 180mm. **£9.75 + VAT** C.33 Main switch board with fuse and pilot light, for remote switching of P.45. Ensures chassis-earth for safety. Supplied with 3M of quality mains-cable. **£6.60 + VAT**.

ALL ENQUIRIES AND MAIL ORDER TO:

DELTA PHYSICS

52 Codrington Hill, Honor Oak Park, London SE23 1ND.

DIGITAL VOLTMETER MODULE



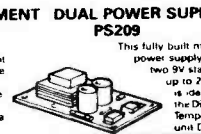
- ★ ONLY £14.95 + VAT
- ★ FULLY BUILT & TESTED
- ★ High accuracy $\pm 0.1\% + 1$ digit
- ★ Single supply 7-12V
- ★ Reads -99mV to 999mV easily extended
- ★ Large Bright 0.43" LED Displays

This tried and tested Digital Voltmeter module is suitable for use in a wide range of test equipment. Supplied with full details to easily extend the basic range, measure current resistance and temperature, the module is fully guaranteed and has been supplied to Electricity Authorities, Government Departments, etc.



- ★ ONLY £14.95 + VAT
- ★ TEMPERATURE MEASUREMENT KIT DT10

A simple though effective module which, when constructed, provides a linear output of 10mV per °C over the temperature range 10°C to 100°C. The unit is ideal for use in conjunction with the above DVM module, providing an accurate digital thermometer suitable for a wide range of applications.



- ★ ONLY £5.65 + VAT
- ★ DUAL POWER SUPPLY PS209

This fully built mains power supply provides two 9V stabilised outputs up to 250mA each. The unit is ideally suited for use with the Digital Voltmeter and the Temperature Measurement unit DT10.

AUDIO MODULES 10-125 WATTS



- ★ £3.30 + VAT
- ★ AL 1030

Low cost general purpose 10W 8ohm module, supply voltage range 18-30V.



- ★ £3.25 + VAT
- ★ AL 2550

Compact 25W 8ohm module for domestic applications with a distortion figure of 0.6% operating voltage range 28-50V.



- ★ £14.70 + VAT
- ★ AL 12580

A rugged top of the range module providing output powers of up to 125 W into 4ohms which employs heavy duty output transistors to ensure a stable and reliable performance. Currently used in disco units, public address systems, juke boxes and even domestic Hi-Fi.



- ★ £13.95 + VAT
- ★ PA 207

A quality stereo pre-amplifier and tone control unit suitable for driving any of the above amplifiers. Operates from a supply rail of 40-70V.



- ★ £10.95 + VAT
- ★ MM 100

3 input mixer featuring individual level controls, master volume, treble & base controls with inputs for microphone, magnetic pick up and tape or record pick up (selectable). Operates from 45-70V.



- ★ MM 100G as MM 100 with Guitar 1 mic input

Order by post order by phone And 15% VAT to UK orders and 75% post & packing Export orders post & packing at cost



RISCOMP LIMITED

Dept E 110
51 Poultry Road
Princes Risborough
Bucks HP17 9DB
Princes Risborough
084 431 6326

HARDWARE DESIGN CONCEPTS

Mike Barwise considers ways of performing high speed arithmetic operations in small microprocessor systems.

Eight bit microprocessors can only handle very small numbers in any single operation (from 0 to 255 or -128 to +127), and can only perform very limited operations upon them. About the most complex arithmetic instruction available on any eight bit microprocessor is the ADD WITH CARRY.

As a result, in order to perform even basic arithmetic to reasonable precision, many repetitive operations have to be performed, and one calculation must be complete before the next can be started. This means that software arithmetic is *slow*. This becomes very obvious when we ask the poor micro to calculate something horrid like the 67th power of 13.5.

Alternatives

There is a range of alternatives open to the micro user in mathematics. The cheapest one is to run the program now and come back next week for the results. However, the more realistic options are:

- buy a very high speed micro or mini computer (prohibitively expensive);
- install a standard arithmetic chip set (a so called *arithmetic co-processor*);
- find a cheaper alternative.

The arithmetic co-processor is a dedicated micro which accepts instruction codes and data from the host and goes away to calculate answers, with which it returns after a while. Typical devices are the Intel 8231A APU and 8232 FPU. These chips both cost in the region of a hundred pounds in small quantities, and they are designed to operate with 8080 family systems using the

8237 DMA (direct memory access) controller. They are both extremely fast but they are remarkably complex to implement in both hardware and software terms unless you design a microsystem around them. I hasten to add that these problems are not exclusive to Intel, but inherent in all standard hardware arithmetic.

The Cheaper Alternative

In spite of the foregoing reservations, the concept of the co-processor can be carried across to establish a much cheaper solution.

It is very important to understand the significance of speed in micro arithmetic. If you have a single calculation to perform, albeit a complex one, the total run time increase in your program will probably be acceptable even if the maths is done in host software. The real snag materialises when you want to raise every value in the 9th column of your spreadsheet to the power ($\sin A$). If each operation takes 30ms (quite realistic at, say, 400 KIPs on a 3MHz 6502), you multiply this by the number of values after adding a factor for the data transfer time to and from the spreadsheet file. The result is *exactly lots*.

However, we could transfer quite a number of bytes from the spreadsheet file to some other hardware in 30ms, so the immediate thought which springs to mind is *buffers*.

Suppose we create a dedicated micro from a CPU, RAM, ROM and interfaces (our buffer of last month), and provide it with a set of maths calculation routines fronted by an evaluation handler.

To use this, maths statements are transferred to it by the host, which then waits for an interrupt from this co-processor which indicates an answer is available. Obviously there will be no time saving when a single calculation is performed, but there is still the advantage, that the maths software is not in the host map, so there is more user memory available.

Maximum efficiency is realised when the input of a complete expression for evaluation takes just a little less time than the calculation of the result. The host has then just finished loading the co-processor with the second expression when it receives an interrupt saying 'first result ready', and so on to the penultimate expression. Beyond this point, results will be coming back to the host but there is nothing more to send.

Implementation

The starting point for the arithmetic co-processor (ACP) is a buffer system similar to that described last month. It differs, though, in two ways. Firstly, both ports open onto the same bus, since the output is mapped to the same host CPU as the input. Secondly, the buffer can be smaller than last month's printer buffer.

In fact it consists of two such buffers (Fig. 1). The first transfers input data (expressions for evaluation) between the ACP input port and the evaluation/calculation scratchpad; the second transfers results from the scratchpad to the ACP output port.

Between the two buffers is the essence of the ACP: the evaluation and calculation software. The evaluation section interprets

incoming expressions and decides what information to pass to which calculation section, and recombines the various elements of the problem into a result for output.

Using this dual-buffer method, it is perfectly feasible to supply the ACP with (and recover results in) straight ASCII decimal expressions, greatly simplifying the problems of data format associated with integrated arithmetic chips. Of course, any other format you choose is also possible, but all operations internal to the ACP must be performed in conventional two's-complement arithmetic.

the string. Having done this, the interpreter just has to pass each element to the correct calculation routine.

The calculation routine set should include as a minimum:

- the four primary arithmetic functions (add, subtract, divide, multiply;)
- log and antilog;
- the basic trig functions (sin, tan, cos), and their inverse functions (arcsin, arctan, arccos).

This set will allow most general maths up to A-level standard to be performed. The provision of constants (π , e , and so on) is optional, but very easy.

most small micros is mainly due to the limits imposed by peripheral interfaces of the LSI and VLSI variety (programmable parallel port chips, video controllers, and so on). Our design approach uses RAM, EPROM and TTL, all of which are able to run at much greater speeds. The real limitation is going to be the EPROM, which is currently the slowest of the three.

The fastest processors (in terms of operation execution rate versus clock speed) are the 6500 and 6800 families, the 6502 and 6809 being the standard choices. The 6809 is available in the 2MHz version, and the 65C02 (CMOS) can be obtained in a version capable of an incredible 4MHz! This latter CPU will improve throughput in your ACP, not 'arf!

Of course, at 2MHz and beyond you must be more fussy about system timings. Sloppy design and marginal timings are much more apparent at these higher speeds, and will manifest themselves as intermittent random behaviour or 'crashing'.

Particularly at 4MHz, you must ensure that every critical timing is given at least a 30% safety margin. Thus, at 2MHz (6502) the total machine cycle is 500ns, divided into two equal halves, for the address set-up time and data set-up time. You must ideally choose a memory device which can handle data transfer within 175 to 200ns of a stable address being applied, and your address path must stabilise within the same time limits.

These requirements are *much* more important during write operations than reads, due to the risk of writing to the wrong location. During a read operation, transient passage through an incorrect address at the start of the data half cycle is unimportant, as the output data are sampled by the processor at the *end* of the cycle, whereas during a write, the address is latched in the memory at the beginning of the second half cycle. If this address is not yet stable, the address latched will not be the one you wanted.

A realistic compromise is the use of 150ns RAM and 250ns EPROM at 2MHz, and 120 to 150ns RAM and 150 to 200ns EPROM (this means CMOS) at 4MHz.

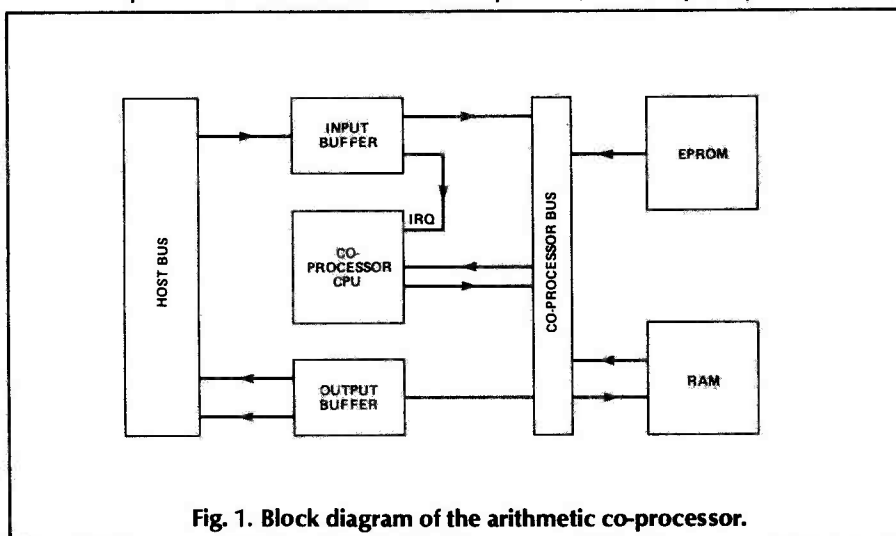


Fig. 1. Block diagram of the arithmetic co-processor.

The expression input buffer will have to be considerably larger than the result output buffer, as expressions can usually be up to 256 characters in length, whereas even real numbers are normally represented in five bytes (two's complement) or about nine digits (ASCII decimal integer) on eight bit systems.

Performing calculations

The first process is the analysis of the input problem by the input interpreter. If the problem is entered as ASCII, it can be scanned as a literal string and interpreted element by element. A slightly more sophisticated system would be to pre-scan the whole string and enforce conventional maths hierarchy. This can be done either by setting pointers to the required interpretation sequence, or by creating a rearranged copy of

Of course, there is nothing to stop you installing encryption/decryption algorithms, or anything else you fancy. This could prove interesting as, in spite of the recent publication of information and tips about NBS encryption chips, these remain impossible to obtain except under ridiculously stringent licensing agreements.

The four primary arithmetic operators can be performed adequately by software routines, in view of the 32 bit precision generally required. It does not look unduly efficient to implement trigonometry or logarithms as software routines too. An alternative (considering that nearly 32 Kbytes of our ACP map should still be free) is to provide EPROM look-up tables for these functions.

Whichever method you choose, it is best to use the fastest processor (CPU) you can get. The restriction on processor speed in

Maximum efficiency is realised when the input of a complete expression takes just a little less time than the calculation of the result. . .

FEATURE: Design Concepts

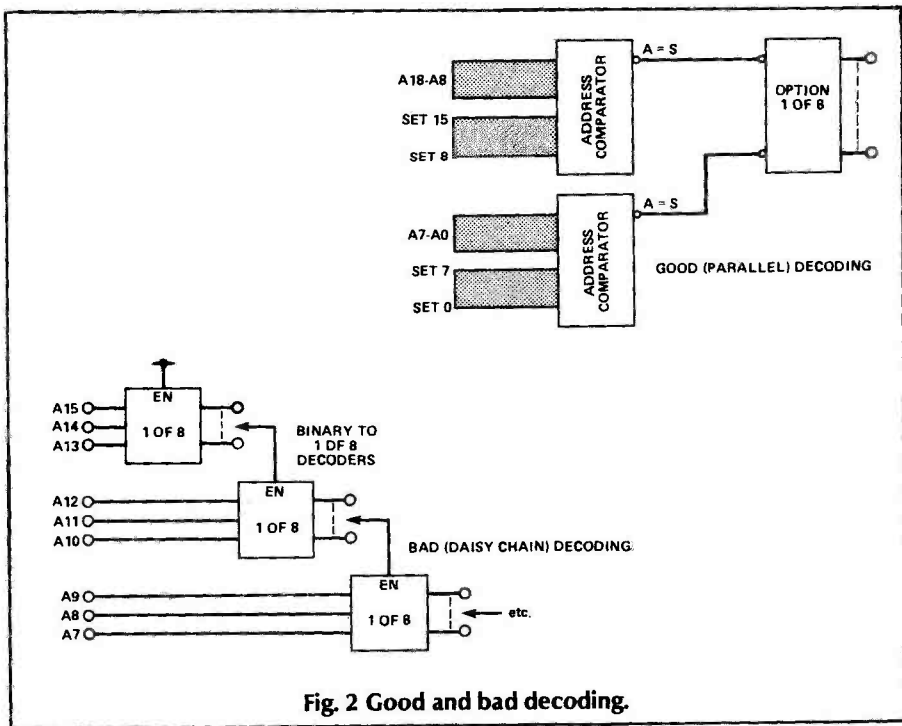


Fig. 2 Good and bad decoding.

Note that the 200ns EPROM in the 4MHz is 'pushing it' just a

little: the data nominally become stable 200ns from a stable input

address, and must be stable within about 30ns of the end of the 250ns cycle. This allows you 20ns maximum to stabilise the primary addressing (memory chip select). You will probably find FAST or AS TTL essential here.

The TTL interfaces, unless really messy in design, will always come up to expectations, but in all cases decoding should be as parallel as possible. The beginner (and many an unthinking professional, too) may be tempted to daisy chain decoders, which leads to very long cumulative propagation delays (Fig. 2).

Now for the shock: we have just drafted a design for a generalised co-processor. What it does between the output of the host input buffer and the input of the host output buffer is entirely up to you. This mechanism can be used time and time again to handle almost any slow non-real-time task.

Next month I will go into more detail on the implementation of the host/co-processor interface.

Whichever method you choose, it is best to use the fastest processor you can get...

ETI

INSTRUMENTS • COMPONENTS • EQUIPMENT • ACCESSORIES

CATALOGUE

Send S.A.E. (Min 12 x9 with 46p stamp UK) Export send £1 with address. Free on written request to all education and training establishments. Price £1 to callers.

DIGITAL MULTIMETERS

- 3 1/2 digit LCD displays
- *508 15 range, 200mA DC, 2 MEG. £19.96
- *83010 10mm thick pocket autorange and buzzer £20.83
- *528T 13 range, plus Hfe test £26.04
- *908 19 range, plus Hfe test, 20 MEG 10A DC £31.26
- *6010 28 range, 10A AC/DC, 20 MEG £34.50
- *578 20 range, auto-memory hold 10A AC/DC £35.65
- *55C 28 range 10A AC/DC £36.30
- *3100 PEN type, Auto + buzz + hold £36.50
- *5010 31 range 10A AC/DC + buzz 20A AC/DC £39.00
- *TM357 30 range 10A AC/DC + buzz £39.00
- *9010 EC As 9" 10" cap + Hfe + cond. (= with case) £52.13



OSCILLOSCOPES

- Hameg, Crotech, Hitachi Stockists. (UK TNT delivery £7.00 plus VAT)
- HAMEG Dual trace with component testers, 8 x 10cm green screen. £285.00
 - 203/6 Dual 20 MHz (with probes) £365.00
 - 204 With sweep delay £448.00
 - 205 Digital storage dual 20MHz £515.00
 - 605 Dual 60 MHz plus sweep delay
 - CROTECH with component tester 3031 Single 20 MHz, 9.5cm CRT £195.00
 - HITACHI V212 Dual trace 20 MHz 8 x 10cm £ P. O. A.
 - GENERAL OST5m single trace 5 MHz 3" CRT £139.09
 - THANDAR SC110A Portable 10 MHz 32 x 26mm display £175.00
 - OPTIONAL PROBES X1/X10 £10.00



COUNTERS AND TIMERS

- 220/240V AC mains, 8 digit LED
- Counters 0.1MHz resolution, 5mV sensitivity
 - 100MHz 2 ranges £99.00
 - 600MHz 3 ranges £126.00
 - 1000MHz 3 ranges £175.00
 - 1500MHz 3 ranges £199.00
 - Timers 0.001Hz Resolution, 100MHz 5mV sensitivity
 - OP10 Standard model £219.00
 - OP100 Incl. display hold, etc. stopwatch/RPM, etc. £265.00




GENERATORS

- 220/240V AC operation
- FUNCTION - sine, sq. triangle, TTL Q/P £110.00
 - J500 0.1Hz to 500KHz £110.00
 - TG101 0.02Hz to 200KHz £160.00
 - TG102 0.2Hz to 2MHz
 - PULSE Square, Complement, TTL Q/P £105.00
 - TV-VIDEO PAL VHF/UHF, 5.5/6/6.5MHz sound carriers RGB and SYNC O/P's. AM/FM sound mod. Colour, etc. £199.00



THURLBY

- CM200 Digital capacitance meter £89.00
- LA160A 10MHz logic analyser £395.00
- LA160B 20MHz version (Accessories in stock for LA160 series) £495.00
- DM358 Convert scopes to 8 Channels £179.00
- DIGITAL PSU's
- 0/30V 0/1A £125.00 0/30V 0/2A £155.00
- Dual and triple versions in stock
- 1503/1503HA/1504/1905 0MM's in stock



DISCOUNTS AVAILABLE FOR ALL EDUCATION/ TRAINING TRADE, OEM AND EXPORT SUPPLIED



DC POWER SUPPLIES

- 240V AC input. Stabilized variable output voltages. Direct meter reading volts and amps.
- 243 0/24 volts 0/3 amps DC £43.26
 - 245 0/24 volts 0/5 amps DC £56.26
 - 154 5/15 volts 0/4 amps DC £33.26
 - Also 13.8V DC, 3 amps max. Fixed (no meter) £13.00

NEW LOW PRICES

ELECTRONIC INSULATION TESTERS

- Battery operated with case
- 501 500 volt £69.00
 - 830 500/1000 volt £89.00

AC CLAMPMETERS

- With cases and leads
- 300 300amps (5 ranges) £30.87
 - 600V (4 ranges) 1K OHM £30.87
 - 4300 Autorange Digital 300A: 500V + cont. test £75.00



COMPUTER DISKS

- 5 1/4" 40 track DS, DD, 48TPI 300 Per 10 £12.75
- Storage Master (CDC) per 10 £11.15 (UK C/P £1 per order)



PLEASE ADD 15% V.A.T. (UK ORDERS)

ANALOGUE MULTIMETERS

- 1015 15 range pocket 10K/V £7.50
- 1035 19 Range 20K/V 10A DC £10.39
- 1028Z 19 range 10A DC + Hfe 20K/V £12.61
- 2020 20 range 10A DC + Hfe 20K/V £19.09
- *3010BZ 24 range 10A DC + buzzer 30K/V £20.83
- *155mm 21 range 10A AC/DC 20K/V £22.57
- *BANANA 15 range + buzz shockproof 20K/V £23.60
- *M20K 45 range AC/DC amps, etc £39.00
- *CHALL 48 range AC/DC amps, etc £49.00
- *3000 58 range AC/DC amps, etc (= with case) (+ case £3.91) £56.00



SWITCH MODE PSU'S

- Open frame models, I/P 100/240V AC
- 240watt +5V 25A +12V 7A
 - 12V 1.5A -12V 1.5A £34.74
 - 0/4006 +5V 5A -23V £8.65
 - 25mA -12V 100mA +12V 500mA
 - *XS10 2 to 5V (adjustable) 10amp £7.78



DIGITAL CAPACITANCE METER

- 8 range LCD 200pF to 2000MFD Push-button selection (6013) £59.00



PROBE/PULSER

- TP1 Logic probe 60MHz max. TTL, CMOS, Memory £23.00
- TP2 Logic pulser 0.5Hz/500Hz £23.00

CONNECTORS AND LEADS

- Prices each - large discounts. For quantities - see below.
- 'D' PLUGS AND SOCKETS
 - Goldplated contacts (P-pins M-male F-female)
 - 9PM £0.52 15PM £0.85 25PM £0.77
 - 9PF £0.57 15PF £0.70 25PF £0.87
 - COVERS 9P £0.39 15P £0.43 25P £0.52
 - 25P with screws £0.74
 - 25P with jack screws and cable clip £0.87
 - 'D' ADAPTORS 25 pin available male-male, female-female, male-female (state which) £4.78 each
 - IDC PLUGS AND SOCKETS
 - Female cable 20P £0.78 26P £0.96
 - connectors 34P £1.30 40P £1.57
 - Male PCB 20P £0.78 26P £1.04
 - mounting header 34P £1.35 40P £1.43

PRINTER LEADS RIBBON CABLE

- 1 metre lengths.
- 26 Pin IDC to 36 pin Centronics (BBC) £7.95
 - 36 Way Centronics both ends £9.95
 - 34 Way card edge to 36 way Centronics (Amstrad) £7.95
 - 25 Way 'D' plug to 36 way Centronics (IBM) £12.95
 - 25 Way 'D' plug to 631 W/84A (Q.L.) £6.95
 - 14 Way Centronics to 36 way Centronics (MSX) £11.95

DISCOUNTS

Small and large quantity prices on request.

ORDER BY POST OR PHONE. OPEN 6 DAYS A WEEK FOR CALLERS.

HENRY'S AUDIO ELECTRONICS

301 Edgware Road, London W2 1EN. 01-724 3564

404 Edgware Road, London W2 1ED. 01-723 1008

Sales and Account enquiries: 01-258 1831

OFFICIAL ORDERS WELCOME

MICRO-COMPUTER AIDED CIRCUIT DESIGN

Julian Burt's series concludes with an investigation of Fourier Transforms.

The idea of splitting a complex waveform into its constituent sine waves is a familiar one — whenever we talk of a signal's frequency spectrum or a circuit's frequency response, we are implicitly referring to the sine wave spectrum or response. If a waveform can be described by a mathematical function of time, there is a simple integral transform, similar to the Laplace transform described in previous articles, which can be used to calculate the frequency spectrum: the Fourier transform. For computer analysis, we are faced with two difficulties: firstly that it is often well nigh impossible to give a reasonable analytic expression for many waveforms which occur in electronic circuits; secondly, that computers are notoriously bad at dealing with integration of arbitrary functions.

Discrete Fourier Transform

If the waveform can be sampled, a reasonable approximation to the frequency spectrum can be obtained by means of the *discrete Fourier transform* (DFT). As this involves summation rather than integration, it is much easier to implement in software; the accuracy of the result will depend on the number of sample points used. For electronic waveforms, samples can easily be generated with an A-to-D converter.

The main drawback of the standard DFT is that it is slow. The number of calculations that the computer must perform is proportional to the square of the number of sample points, and for large samples the time taken to produce a result can become unacceptably long. Much time and energy has been devoted in recent years to improving the basic algorithm and producing *fast Fourier transforms* (FFTs). Listing 1 is based on a FFT developed by Cooley and Tukey in 1965. For a set of sample points which fill 1K of your computer's memory, this is about 100 times faster than the standard DFT.

Graph Plotting

The output from the analysis programs can conveniently be produced in tabular form, but often a graph is more revealing and easier to interpret. A simple way to produce graphs uses the PRINT TAB(B) statement. This avoids dedication of a large area of RAM to a graphics mode print routine, and eliminates the problems involved in transferring graphics output to certain types of printer.

```
1000 DEF PROCfft
1010 FOR I=0 TO N-1
1020 X(I)=X(I)/N
1030 NEXT I
1040 C1=N/2:C2=1:W=2*3.14159/N
1050 FOR I=1 TO P2
1060 D1=0:D2=C1
1070 FOR J=1 TO C2
1080 BF=INT(D1/C1)
1090 PROCbit_reverse
1100 C=COS(W*BR):S=-SIN(W*BR)
1110 FOR K=D1 TO D2-1
1120 A1=X(K):A2=Y(K)
1130 B1=C*X(K+C1)-S*Y(K+C1)
1140 B2=S*X(K+C1)+C*Y(K+C1)
1150 X(K)=A1+B1:Y(K)=A2+B2
1160 X(K+C1)=A1-B1:Y(K+C1)=A2-B2
1170 NEXT K
1180 D1=D1+2*C1:D2=D2+2*C1
1190 NEXT J
1200 C1=C1/2:C2=2*C2
1210 NEXT I
1220 PROCtabulate
1230 ENDPROC
1240
1250 DEF PROCbit_reverse
1260 BR=0:NN=N
1270 FOR L=1 TO P2
1280 NN=NN/2
1290 IF BF<NN THEN GOTO 1320
1300 BR=BR+2^(L-1)
1310 BF=BF-NN
1320 NEXT L
1330 ENDPROC
1340
1350 DEF PROCtabulate
1360 INPUT "How many lines do you want printed
for each screen":ML
1370 CLS:LL=0
1380 PRINT "Harmonic";TAB(15) "Real "
;TAB(30) "Imaginary";TAB(45) "Magnitude"
1390 FOR I=0 TO N/2
1400 BF=I
1410 PROCbit_reverse
1420 PRINT I;TAB(15) X(BF);TAB(30) Y(BF)
;TAB(45) SQR(X(BF)^2+Y(BF)^2)
1430 LL=LL+1:IF LL=ML THEN LL=0
:INPUT "Press a RETURN to continue";QWE
1440 NEXT I
1450 ENDPROC
```

Listing 1 Routine to implement the Cooley and Tukey fast Fourier transform algorithm.

The plotting method used in Listing 2 is simply to print a "*" on the screen or printer at a position proportional to the value of the function. The data points to be plotted are held in the array RESULTS(N,2), where N is the number of data points. RESULTS(i,1) will be the x co-ordinate of the ith sample point, and RESULTS(i,2) will be the corresponding y co-ordinate. The graph is printed with the y-axis running across the paper to allow any number of data points to be plotted along the length of the paper.

The program first searches for the largest value of RESULTS(i,2) to choose a suitable scaling factor so that there is room across the width of the paper or screen to accommodate all the points to be plotted. The y-axis is then printed and numbered. Next, the program prints the numerical value of the first x-co-ordinate, prints the x-axis, and then the corresponding data point, the y co-ordinate being adjusted by the scaling factor. This is repeated until the contents of the array are exhausted.

Conclusion

This series has, of necessity, covered only a small portion of an ever growing subject. If you wish to follow up any of the ideas without further reading, it would be well worth considering a visit to your local college or university library. Most of them will issue readers' tickets during vacations.

Many of the books about computer aided circuit design were written with the users of large computers in mind, so you may find that the algorithms involve the use of more memory than you have available on your home

micro. Often, increased speed has been achieved at the expense of memory, so it is not practical to modify the program without losing the benefits. Having said that, there are many algorithms that can be implemented on home computers, or programs (often in FORTRAN) which can be translated into BASIC.

```

90 PROCplotter (Y)
100 MAY=0
110 FOR X=0 TO 21
120 IF D(X,2)>MAY THEN MAY=D(X,2)
130 NEXTX
140 DY=65/(((MAY DIV10)+1)*10)
150 GOTO 160
160 Z=0
170 FOR X=0 TO ((MAY DIV10)+1)*10
STEP ((MAY DIV10)+1)*10/Y
180 PRINTTAB(10+X*DY);INT(X);T(Z)=10+X*DY
190 Z=Z+1
200 NEXT
210 FOR X=10 TO 78:Q=0
220 FOR Z=0 TO Y
230 IF INT(T(Z))=X PRINTTAB(X);"+";:Q=1
240 NEXTZ
250 IF Q=1 THEN GOTO260 ELSE PRINTTAB(X);".":
260 NEXTX
270 FOR X=1 TO 21
280 PRINTTAB(0);D(X,1);TAB(10);".":
;TAB(10+D(X,2)*DY+1);"*"
290 NEXT
    
```

Listing 2 A graph plotting routine.

Two books which I have found particularly useful are:

- 1) Fiddler, J.K. and Nightingale, C. 'Computer Aided Circuit Design', Nelson, 1978.
- 2) Kassab, V. 'Technical BASIC', Prentice Hall, 1984.

MICROBOX II THE 6809 SINGLE BOARD COMPUTER THAT YOU BUILD YOURSELF

VIDEO OUTPUTS KEYBOARD PORT PRINTER PORT SERIAL PORT SERIAL PORT

SYSTEM EXPANSION BUS
BATTERY BACKED REAL-TIME CLOCK/CALENDAR

128KBYTES SHARED MEMORY RAMDISC
HIGH SPEED SILICON DISC ACTS LIKE A STANDARD 'FLEX' DISC

ALPHANUMERIC DISPLAY
108 x 24 CHARACTER FORMAT.
USER DEFINABLE CHARACTERS.
STANDARD VDU CONTROL FUNCTIONS

EXTREMELY FAST, VERY HIGH RESOLUTION GRAPHICS
768 x 576 MONOCHROME DISPLAY
HARDWARE VECTOR GENERATION BY ADVANCED NEC7220 DEVICE. LINE, POINT, ARC, PATTERN, TEXT, AREA FILL ETC.

POWERFUL 68B09E 8/16 BIT MICROPROCESSOR

SYSTEM SUPPORT MONITOR (8KBYTES) containing:
DISC AND INPUT/OUTPUT DRIVERS
GRAPHIC PRIMITIVES
TERMINAL EMULATOR
UTILITY AND DIAGNOSTICS
'FLEX' BOOT AND CONFIGURE

60KBYTES USER MEMORY

FLOPPY DISC INTERFACE
SUPPORTS SINGLE OR DUAL, 40/80 TRACK, SINGLE OR DOUBLE DENSITY DISC DRIVES

EPROM DISC (AND PROGRAMMER)
HIGH SPEED READ ONLY SILICON DISC
ACTS LIKE A STANDARD 'FLEX' DISC
PROVIDES 'INSTANT' SOFTWARE

*NOTE: MICROBOX II WILL BOOT 'FLEX' FROM ANY STANDARD SYSTEM DISC.

Micro Concepts



Ex VAT

**BARE PCB's AND DOCUMENTATION
+ SYSTEM SUPPORT MONITOR
+ SYSTEM UTILITIES DISC – £95.00
FLEX + EDITOR + ASSEMBLER £75.00**

2 ST. STEPHEN'S ROAD • CHELTENHAM • GLOUCESTERSHIRE GL51 5AA
Telephone: Cheltenham (0242) 510525

CD-ROMS — THE FUTURE OF MASS STORAGE?

Gary Herman looks at the past and future of optical memory.

There can be little doubt that the single most important issue in the development of computing, post-microprocessor, is that of mass storage. Computing speed only becomes an issue at all when large amounts of data need to be handled or when complex, memory-expensive, tasks need to be undertaken. And, despite all the ballyhoo, memory size (or, more particularly, address space) is rendered an almost marginal question in a virtual memory machine. Even 64K can cope with most demands if it has fast access to capacious enough mass storage devices.

If mass storage has never yet seemed to be an issue of singular importance, it is because it has — in a sense — been circumvented. The mass storage devices most associated with microcomputers are either inherently very slow (cassette tape) or quite limited in capacity (floppies and ROMs). Improvements in performance have tended to focus on more obvious and manageable areas of technological progress — processor speed and address space.

Now that micros of 1 Mb core storage and more are routinely appearing on the market, we may confront situations in which a machine can hold more data than it can store in a single operation. For mainframes and minis, able to use expensive hard discs and tape streamers as back-up and constructed for the most part as tailor-made systems to fit a particular use, storage has never seemed to be a problem. The developing micro has thrown the issue into relief, however, and now the talk is all of mass storage and the way in which it can create flexible small systems of unimagined sophistication.

Optical Illusions

Optical devices have long been front-runners in the race to find the perfect medium of mass storage. Because light is — in theory — capable of much finer resolution than even a beam of single electrons, an optical medium should be able to store data much more densely than any straightforward electronic, electrical or electromagnetic medium. (The obverse is also true, that it requires vast amounts of memory to store a visual image with all the detail we have come to expect of, say, an ordinary colour photograph).

Of course, the theory meant nothing until there was a practical way to store and recover data using light. Once again, that old 'solution in search of a problem' — the laser — came to the rescue.

Visions Of The Future

In July, 1967, a small group of researchers under the leadership of Dr. Pieter Kramer began what was to become a massive and far-reaching programme at Philips Research Laboratories in Eindhoven, Holland. The object was to record and recover video and audio signals using laser light in conjunction with a permanent storage medium. The system that the Philips' researchers imagined would have had several advantages over the then emerging videotape devices.

It was to use a disc, which is easier to move at speed than tape (an important consideration for the recording and replay of large bandwidth video signals). A disc is also easier to reproduce in quantity if the information on it can be stored in the form of surface features. While a tape has to be copied piece by piece, such a disc can be mass reproduced using a die and a stamping machine. This is an important commercial consideration.

The use of a laser was another advantage — especially for reading the disc. The laser — a heterojunction semiconductor device of a type developed by Philips towards the end of the sixties — could be used to read a disc without physical contact since its reflected light could be modulated by surface features. This immediately eliminated the problems of wear which made video recorder head design and videotape manufacture so difficult. It also meant that the disc could travel with significantly less friction. The laser disc system would be more reliable, longer lived and qualitatively superior to tape systems.

By 1972, Philips were able to give the first public demonstration of a video disc using the LaserVision system. In 1978, LaserVision was introduced commercially into the USA and in 1982 it reached Europe. The system faced unbeatable competition from videotape, which was good enough for most consumers and had the added bonus of 'recordability', but few could deny its potential.

Visions Of The Past

Dr. Kramer recently commented that the idea for the LaserVision format was already present in telegraph-type punched tape using Morse code and even in the slotted and folded cardboard strips (known as 'books') which encode the music played on a barrel organ. 'It is,' said Kramer, 'just another set of dimensions.'

LaserVision discs contain picture information as tiny

pits on their surfaces. These pits represent the positive peaks of an FM signal. The video signal is modulated on a carrier of 7MHz and the pits have dimensions in the order of one micron.

About an hour's worth of video material can be recorded on one side of a 12" video disc in a tight spiral of pits making some 54,000 turns to cover the disc surface. Track separation is 1.6 microns, which means that the video disc has a density of about 16,000 tracks per inch (tpi). The pit density corresponds to a data density of about 25,000 bits per inch, all of which gives the video disc about ten times the capacity of any practical magnetic disc, including a Winchester.

From the outset, LaserVision was seen as a technique for storing more than old movies. The problem was that a slightly irregular or scarred disc surface could effectively destroy invaluable data, although old movies might survive.

Even so, the technology associated with video discs achieved a great deal. Techniques used in IC manufacture were adapted to get the precision and resolution required to make a master disc using blue laser light on a polished glass disc coated with photosensitive lacquer. A nickel mould was made from the master using an electroplating process developed from that used in gramophone record pressing. The plastic discs have to be made quickly and cheaply from the nickel stampers, with the result that they are neither very regular nor very flat. To read them, powerful servo-motors are used to control the tracking and focus of the laser read head.

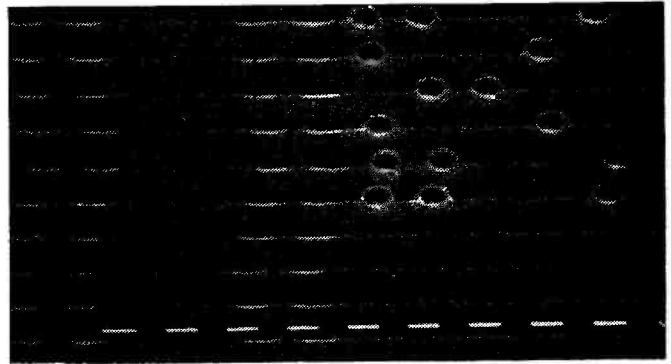
So bad are some video discs that they are known as 'potato chip' discs. Yet the lens of the read head must be kept within about $\frac{1}{4}$ micron of its fixed distance from the disc surface and the laser beam must be kept to the centre of the track with a margin of only $\frac{1}{10}$ micron. The lens itself is a minor miracle, being a single-element aspheric piece of plastic manufactured by a simple pressing process and with a depth of focus of 2 microns. The servos, sensors, correcting motors and controlling logic — which owe quite a lot to robotics and magnetic disc drive technology, but which require almost instantaneous responses — are really the supports on which the whole LaserVision system rests.

Thanks For The Memory

LaserVision technology provided the mechanisms by which digital optical recording (DOR) could be made workable, but it didn't provide the motivation nor the required degree of reliability. In fact, the reliability problem and the motivation were interlinked.

The motivation was really quite simple, and that was the desire to store large amounts of data as cheaply as possible. The video disc offered the possibility of extraordinary bit densities combined with extreme cheapness of manufacture and the ability to replace discs within a drive. It was versatile as a floppy while being more capacious than a Winchester and probably cheaper to produce in the long term than a cassette tape. It was, of course, limited by its read-only nature, but then there have always been plenty of uses for ROMs and, in any case, the video disc might provide the perfect medium for database storage.

Just as the floppy was first developed as a short-term storage medium for loading programs on to mainframes,



The surface of a tellurium DOR disc showing 1µm pits.

so DOR systems were first considered as long-term storage media for reference data: dictionaries, maps, mailing lists, device libraries for circuit design packages and so on. These could all be stored permanently on a DOR device and data transferred to programs or short-term storage media as necessary. The discs themselves would be cheap enough to throw away if information on them became obsolete. If, on the contrary, you were faced with a growing volume of discs in one database, there was a ready solution in copying the familiar jukebox. DOR discs, unlike hard discs, could easily be swapped around within a single drive.

Shortly after the introduction of the video disc, Sony very noisily dropped out of the market saying that they intended to concentrate on non-domestic applications of the technology. By 1980, they had become involved with Philips in the development of the laser based digital audio system which was to become known as Compact Disc or CD. Almost certainly, the two companies calculated that the domestic market for quality audio would be big enough to bring down unit prices within this technology. Indeed, CD Players have fallen to something like 20% of the price with which they greeted the world in 1982-83 (although the discs themselves remain fairly expensive for an audio medium).

The vision of gigabytes of data brought with it a nightmare in the form of uncorrectable errors. With the sort of data density to be expected from a DOR and given the goal of cheap mass production, data errors became extremely likely — particularly block errors caused by physical defects in the disc or read devices. In a system operating at a data rate of 1Mbit/sec, it only requires an error rate of 10^{-6} to ensure an average of one error every second. This is unacceptable in data processing applications, although an audio system can simply mute if an uncorrectable error comes along and the result will be no worse than a scratch on an ordinary vinyl disc.

This may have been another consideration leading Philips and Sony to develop CD technology for audio applications first. The point, however, is that the audio and data storage applications use exactly similar techniques so that CDs and CD-ROMs (as the data storage discs have come to be called) can exploit the same manufacturing plant and can share economies of scale.

Constant In A Different Way

CDs are in many ways similar to video discs. The most noticeable difference is that the CD is smaller at 12cm, not 12", in diameter. Even at this size, a CD can store up

to 74 minutes of near-perfect audio programme material on one surface.

Data are stored in the form of pits along a 1.6 micron track spiralling out from the centre. With a CD, these pits represent binary numbers not FM signals. Unlike magnetic, video or vinyl discs, the CD rotates with constant linear velocity (CLV) to maximize storage capacity (Fig. 1). Information is stored as serial data in blocks which all have the same physical length. This results in a much more efficient form of storage than with, say, a floppy but means the process of actually finding a piece of information (the seek operation) is compromised.

Each block is addressed using a time code: 0-73 minutes for a CD or 0-59 for a CD-ROM, 0-59 seconds and 0-74 blocks. Because of the CLV, each block is read in exactly the same time, although the disc itself will be spinning at anything from 200 to 500 rpm depending on which block is being read. Seek time is increased by the need to turn the address into a physical location (with a floppy this is simplified by the track/sector sort of coordinate system) and by the process of adjusting the disc's rotational speed to maintain the CLV. The data rate for an audio CD is 176.4 Kbytes/sec while for a CD-ROM it is 153.6 Kbytes/sec.

The standard CD read laser scans the surface of the disc at just over 1m/s and operates from a clock of 4.3218MHz. Each data bit read is represented by the state of the disc surface in one clock cycle. A single feature is 0.3 microns in length and may or may not be along the bottom of a pit. Actually the coding system ensures that no features of less than 0.9 microns (and none of more than 3.3 microns) will be present. That is, the coding system — called 'eight-to-fourteen modulation' (EFM) — is run-length limited, as with high quality magnetic drives.

In fact, the coding system is quite complex. The basic unit of data is a frame, consisting of 24 8-bit bytes plus 1 byte of disc identification, timing and similar data plus 8 bytes of error correcting code computed from the 24 bytes of user data. Ninety eight of these frames form a block and, with CD-ROM only, 288 block bytes are used for further error correction, while 12 block bytes are used for synchronization and four hold the absolute address of the block to enable random memory access. There are 270K blocks on a CD.

Each 8-bit byte of each frame (33 in all) is converted into a 14-bit code by the EFM encoder, which then adds a further 24 bits for synchronization and a 3 bit merging sequence following the 24-bit and 14-bit sequences. Each frame provides 192 user bits but actually consists of 588 channel bits. Channel bits are, in effect, coded instructions to the recording laser: a one representing a change of state (begin making pit or finish making pit) and a zero representing no change (Fig. 2). During a read operation, the channel bits are demodulated and appear at the output as data bits. In the course of the read operation, a sophisticated set of error detection and correction systems come into play.

Audio CDs and CD-ROMs use the same error correction technique on each frame — a cross-interleaved Reed-Solomon code (CIRC) based on a system developed in 1960 by Irving S. Reed and Gustave Solomon specifically to correct block (rather than single bit) errors in data transmission and reception. RS codes

are widely used in satellite and deep space links, the basic technique relying on a result of the arithmetic of Galois fields, a rather arcane branch of mathematics invented by the French mathematician Evariste Galois (1811-1832) shortly before he was killed in a bar brawl. In short, RS codes allow an error affecting any sub-sequence of up to a specified length of any sequence of specified length to be corrected.

With the CD, each sequence of 24 bytes of user data is used to produce a 4 byte error code. These 28 bytes are then interleaved to break up block errors (Fig. 3) and a further 4 bytes of error code are produced. On replay, the processes are reversed. The first decoder accepts 32 bytes and can correct one byte only. Other errors are flagged but not corrected. The four error correcting bytes are stripped from the sequence and the 28 bytes are 'de-interleaved'. The second decoder accepts this sequence and, using the 4 byte error code and the flags produced by the first decoder, it can correct up to four bytes in sequence. This system is capable of dealing with error bursts of up to 450 bytes, which are most likely to result from easily visible physical defects. If longer error bursts occur, the CD will either mute itself or calculate a reasonable interpolation for the unreliable data.

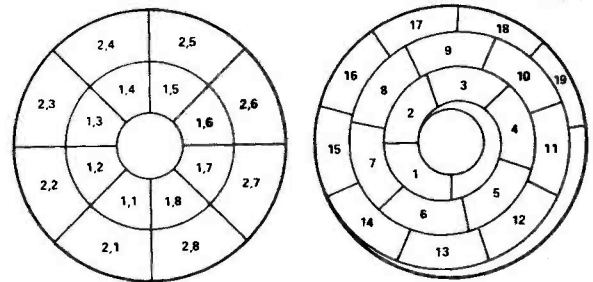


Fig. 1 CAV and CLV disc formats.

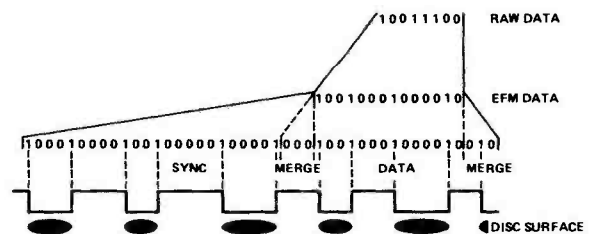


Fig. 2 CD and CD-ROM encoding system.

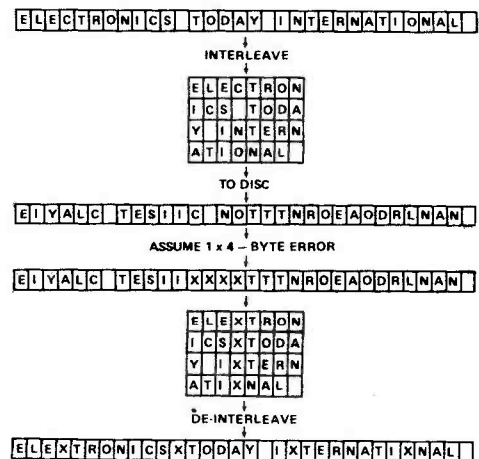


Fig. 3 Interleaving breaks up block errors.

To perform all this decoding on a CD player requires an IC which is the largest logical circuit in any item of consumer equipment. The CD-ROM has a further level of error correction operating on whole blocks of data. The theoretical incidence of uncorrectable errors for a CD-ROM is below 10^{-15} , or roughly once in every 200 years. The observed rate is actually better than 10^{-13} or once in 2 years.

The WORM Turns

Writeable DORs have been around since 1983. The first types used 12" discs with a capacity of around 1Gbyte per surface. The drives cost around £5,000 each and were aimed at the minicomputer market. Like all the writeable discs currently available, these were 'write-once' devices (or, more colourfully, WORMs—standing for, 'write-once read-many-times'). This means that any part of the disc can be written to once (and once only) enabling users to store their own data. With 1Gbyte capacity, these discs make plausible alternatives to hard discs.

The surface of the discs consists of a metal film, maybe 0.03 microns thick, deposited under a vacuum. A powerful laser is used to heat a pinpoint of metal rapidly to beyond melting point so that it forms a tiny rimmed hole in the surface on cooling. These surface features are used to represent data. A considerably less powerful laser is used to scan the features and read the data.

To heat even a tiny area by several hundred degrees Celsius in a few nano-seconds requires a power density in the order of 1 MWatt/cm². Fortunately, suitable semiconductor lasers were being developed at around the same time as the discs themselves. The write lasers need to be powerful to avoid heat diffusing into the substrate of the disc. On the other hand, the read lasers (usually aluminium gallium arsenide types) must be low powered to avoid degrading the surface. Any heat generated during the read operation tends to be dissipated by the metal surface, which makes sure that the surface will maintain its integrity during reading.

But metals do not necessarily provide the best surface for alterable or erasable optical discs. To remove surface features means that the metal would have to be left smooth and that no metal be evaporated in the write or erase operation.


Read, Write

Three possibilities are currently being investigated in research on erasable optical discs: tellurium-selenium alloys, organic compounds and magneto-optical materials. Although many predict that magneto-optical materials will prove to be the eventual winners, comparatively little practical progress has been made with them or with organic compounds. By far the most is known about tellurium-selenium alloys. In fact, a tellurium disc is currently in commercial use in Philips' Megadoc document storage system.

In all cases, the best results have been obtained using infrared GaAs lasers operating at about 800nm with a writing power of 10mW overall and a 50ns pulse length. (By comparison the reading power is about 0.5mW).

Tellurium-selenium is a polycrystalline alloy usually compounded with small quantities of other elements

(for example, arsenic which gives better control of melting point and the stability of the material). Holes can be made in the alloy by local heating to 1100°C for a period of one pulse. By heating the alloy to 450°C for a period of about two pulses, the surface is melted and rendered amorphous. No holes are formed, although the amorphous area reflects differently on read-out and can register as erased data. The alloy may be heated again to about 400°C for about two pulse periods to return an amorphous area to its crystalline state.



The Philips' team — Gys Bouwhuis, Kramer and Klaas Compaan.

Amorphous magnetic gadolinium-iron-cobalt has been known about for some time. This is a magneto-optical material which utilises the phenomenon of phase change. Several companies are currently involved in researching it and similar substances.

A laser is used to heat the material locally which reverses the magnetic polarity of a small area and freezes it in that state. Polarised laser light can then be used to read the pattern of magnetized areas due to a phenomenon known as the Kerr effect whereby the magnetic field rotates the direction of polarisation of the reflected light. To erase the data, the area is heated again while an external magnetic field is applied in the original direction of polarization.

With both tellurium alloys and magneto-optical materials the main problem is simply that it is at present impossible simply to overwrite data. Also, fatigue occurs after some thousands of erase-rewrite cycles, although that may not be a problem if there is enough capacity on the disc in the first place and if suitable algorithms can be developed to handle reading and writing.

Organic compounds do not as yet offer erasability. Research is based on dyes that absorb a great deal of light and have a high reflectivity even when applied in very thin layers. The dyes presently being investigated can be melted locally rather like tellurium alloys. Less energy is involved since the dyes are only superficially melted, the memory effect being obtained by registering difference in reflectivity due to the reduced thickness of the dye layer. The dyes can be very easily applied by spin-coating and are apparently resistant to heat and moisture.

The future for mass storage may be glimpsed in the vision of the CD-ROM jukebox. Already, NEC have shown a prototype jukebox using writable optical discs. It holds two stacks of 100 discs each and two separate drives. With a capacity of 120Gbytes and a physical volume of only 5 cubic feet, this is surely the prototype of the memory devices of the future.

ETI

TRIGGER HAPPY

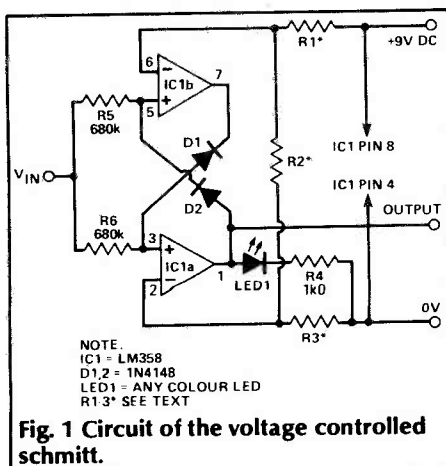
In March, we invited readers to send in their ideas for circuits to build on your free PCB. From the entries received, we've chosen a variable hysteresis schmitt trigger, sent in by Michael Harris, as the best taking into account Michael's age — 17 at the time of the competition — as well as the usefulness of the design. What follows is based on that design with afterthoughts by Paul Chappell

It must be said, as a prelude, that the level of entries for our free PCB competition was disappointing. We looked in vain for the fabled ingenuity of ETI readers. In the past, such competitions have inspired clever designs and outrageous designs (including the never-to-be-forgotten caged lion constructed from an IC and a few odds and ends in response to our request for the most original application of the IC in question).

This time we were moved to wonder whether anybody had actually understood the competition — we asked for a design based on the PCB and we got designs based on the PCB and the LM358 IC. A bit lacking in originality. For this reason alone, we have felt unable to offer a first prize to anybody. The design which follows has the virtues of simplicity and usefulness and for these it wins a runner-up prize of £20.

The Circuit

The circuit is a voltage controlled switch and is shown in Fig. 1. Switching levels are set by choosing appropriate values for R1, R2 and



R3. If the input voltage begins at 0V and rises the output will be low until V_{in} reaches the voltage at the junction of R1 and R2, whereupon it will go high. Once high, the output will not go low again until the input falls to the voltage at the junction of R2 and R3.

If R1, R2, and R3 are all of the same value, the upper switching point will be at $\frac{2}{3}$ of the supply voltage, and the lower point will be at $\frac{1}{3}$ of the supply. Reducing the value of R2 will bring the two switching points closer together, keeping them symmetrical about $\frac{1}{2}V_{CC}$. Adjusting the values of R1 and R3 will raise or lower both switching points together.

Applications

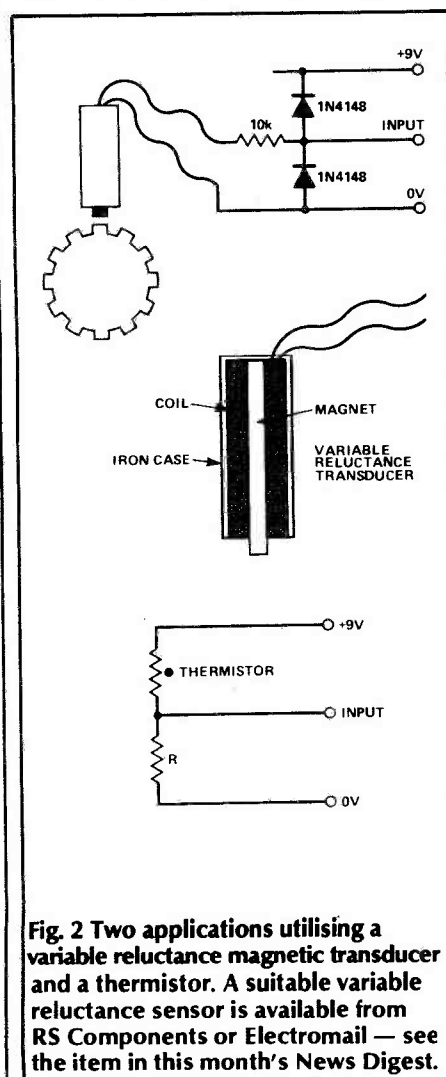
The circuit can be used to clean up digital waveforms — the variable switching points allow the circuit to be matched with almost any line driver, or any logic system. It can be used to provide logic pulses from various transducers, for instance the variable reluctance magnetic transducer shown in Fig. 2.

Another application is to prevent overheating in, say, a transformer. The upper switching point would be chosen to trigger when the highest allowable temperature was reached. The output would operate a relay to disconnect the load from the transformer. The other switching point would be set to a lower temperature to allow the transformer to become reasonably cool before loading it again (Fig. 2).

Layout

The suggested layout for the circuit on the free PCB is shown in Fig. 3. The LED is optional — you may wish to have a visible indication of the circuit's status for some

applications; in others it would not be necessary. The resistor and LED can be replaced by a resistor and 4V7 zener to give a TTL logic output. In this case, the resistor would be about 470R and would connect to the output of IC1a. The zener would go from the free end of the resistor to ground. The TTL output would be taken from the junction of the resistor and zener.



PROJECT: Schmitt Trigger

HOW IT WORKS

Suppose the input voltage rises from 0V. Initially, the outputs of both IC1a and IC1b will be at 0V. As the input rises, pin 3 of IC1a will be held low by the low output of IC1b, via D2, so nothing will happen until V_{in} reaches the voltage at pin 6 of IC1b — the upper switching voltage. When this happens, the output of IC1b will go high, allowing pin 3 of IC1a to go high too. The output of IC1a will go high, and hold pin 5 of IC1b high via D1. If the input voltage now falls, it will have no effect on IC1b, which is now held on by D1. Nothing will happen until it reaches the voltage at pin 2 of IC1a — the lower switching point. When it reaches this level, the circuit will once again switch to its 'low' state.

PARTS LIST

RESISTORS (all ¼ W, 5%)
 R1, 2, 3 see text
 R4 1k0
 R5, R6 680k

SEMICONDUCTORS
 IC1 LM358
 D1, 2 IN4148
 LED1 standard LED (but see text)

MISCELLANEOUS
 PP3 battery connector,
 PP3 battery, sensors as required.

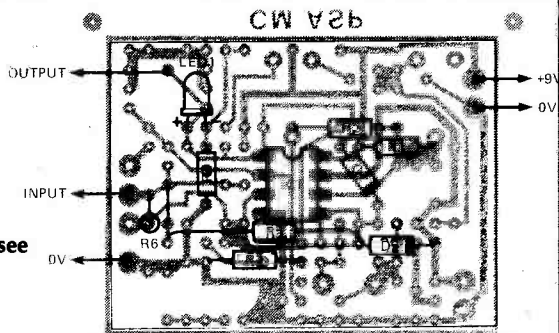


Fig. 3 Component overlay for the schmitt.

ETI



UNIVERSAL COUNTER/TIMERS

The TF1000 and TF1100 are high performance Universal Counter/Timers with frequency, period, period average, time interval, time interval average, frequency ratio and totalise measurement modes.

The Counters also feature a bright 14mm LED display and many additional facilities which make them truly precision measurement instruments.

- Direct frequency measurement to 100MHz
- Frequency range extended to 1GHz on TF1100
- Period measurement from 50ns to 100s
- Time interval measurement from 1ns to 10⁶s
- Totalise and frequency ratio modes
- Matched high sensitivity 100MHz inputs
- AC/DC coupling, attenuator and HF filter
- Slope and trigger level controls, with monitor output
- Standard timebase or high stability option

TF1000 £495 + VAT TF1100 £595 + VAT
 High stability timebase option £75 + VAT

For further information contact:

Thandar Electronics Ltd., London Road, St. Ives,
 Huntingdon, Cambridgeshire PE17 4HJ.
 Telephone: 0480-64646. Telex: 32250.

 **thandar**
 ELECTRONICS LIMITED

SECURITY

Systems, Modules, Accessories

COMPLETE SECURITY SYSTEMS START FROM

ONLY £39.95 + VAT



US 5063 £13.95 + VAT
 DIGITAL ULTRASONIC MOVEMENT DETECTOR

CA 1250 £19.95 + VAT
 CONTROL UNIT



CK 5063 £37.00 + VAT
 SELF CONTAINED ULTRASONIC ALARM KIT



IR 1470
 £25.61 + VAT
 50 FOOT I.R. BEAM SYSTEM

Shown above is a small sample of our comprehensive range which includes:
 Magnetic contacts ★ Vibration switches ★ Bell boxes
 ★ P.A. switches ★ Cable ★ Door & window locks etc. etc.

Send for full details or come to our Showroom and see the units on demonstration.

Monday to Friday 9am to 5pm
 Closed Wednesday
 Saturday 9am to 1pm

FROM THE SECURITY SPECIALISTS **RISCOMP LTD.**

Dept ETI 60
 51 Poppy Road,
 Princes Risborough,
 Bucks HP17 9DB
 Tel: (084 44) 6326

Add 15% VAT to all prices
 Add 75p post and packing to all orders
 Order by telephone or post using your credit card

PLL FREQUENCY COUNTER

Graeme Durant describes a fully-autoranging, 10MHz frequency counter which is pretty nifty when it comes to measuring low frequencies.

Over the past few years there have been numerous designs for digital counters published in various electronics magazines, many based on a certain Intersil wonderchip and all boasting roughly the same features and facilities. Like so many of the others, the design described here has a four digit display. It is also fully autoranging, which is not too rare. However, the feature which sets it apart from the rest can be deduced from the title — the use of phase-locked loop (PLL) circuitry to reduce updating time.

The minimum updating time is normally dependent upon the measurement resolution required. The frequency to be measured is first converted into an equivalent train of logic pulses, then fed to a digital counting circuit for a fixed period of time. If a frequency of 1kHz must be measured to four digits of accuracy, the counting time must be one second and the circuit will count up to one thousand. For a 100Hz input, the counting time must be ten seconds to achieve the same measurement resolution. For a 10Hz signal the counting time will be one hundred seconds. Should you wish to tune a signal generator to an exact frequency under 100Hz or measure the bass resonance frequency of a loudspeaker, this delay is likely to prove very awkward.

Two different methods can be used to reduce the updating time without losing measurement resolution. One system involves measuring the time taken for one wavelength of the input signal to occur and then calculating the reciprocal of this period. This method obviously requires much computational hardware or the

use of a microprocessor. The alternative is to use a phase-locked loop to multiply the input frequency by some exact integer value prior to measurement. This is the approach taken here.

A phase-locked loop uses the principles of feedback control systems to lock a variable frequency oscillator onto the same frequency as an input signal, or if desired, to some predetermined multiple of it. In this design, low frequency inputs are multiplied by some power of ten prior to measurement. In this way, the counting time to achieve a particular resolution can be divided by the same power of ten and the speed of updating dramatically increased.

This design will measure frequencies from 10Hz to 10MHz with four digit resolution and it updates its display two-and-a-half times per second on all ranges. The counter is fully autoranging, the current range being displayed as an exponent to the right of the main readout. For example, a figure two would indicate that the main reading should be multiplied

by $\times 10^2$. A 'hold range' feature is also provided, allowing users to avoid the disturbing flicker which results when an input signal frequency is wavering undecided just between ranges.

The Circuit

Figure 1 shows the internal workings of the frequency counter in block diagram form. Incoming signals are first amplified and then squared-off by a Schmitt trigger to produce clean, logic-compatible pulses. The circuit will operate correctly from input signal levels as low as 35mV at moderate frequencies.

The output from the squaring circuit is split several ways. It is fed to a detector which provides a logic-low signal to the rest of the circuitry whenever there is an input signal. It also goes to the range-setting circuitry built around the phase-locked loop, the frequency dividers and the two electronic switches.

The function of the range-setting circuitry is to adjust the



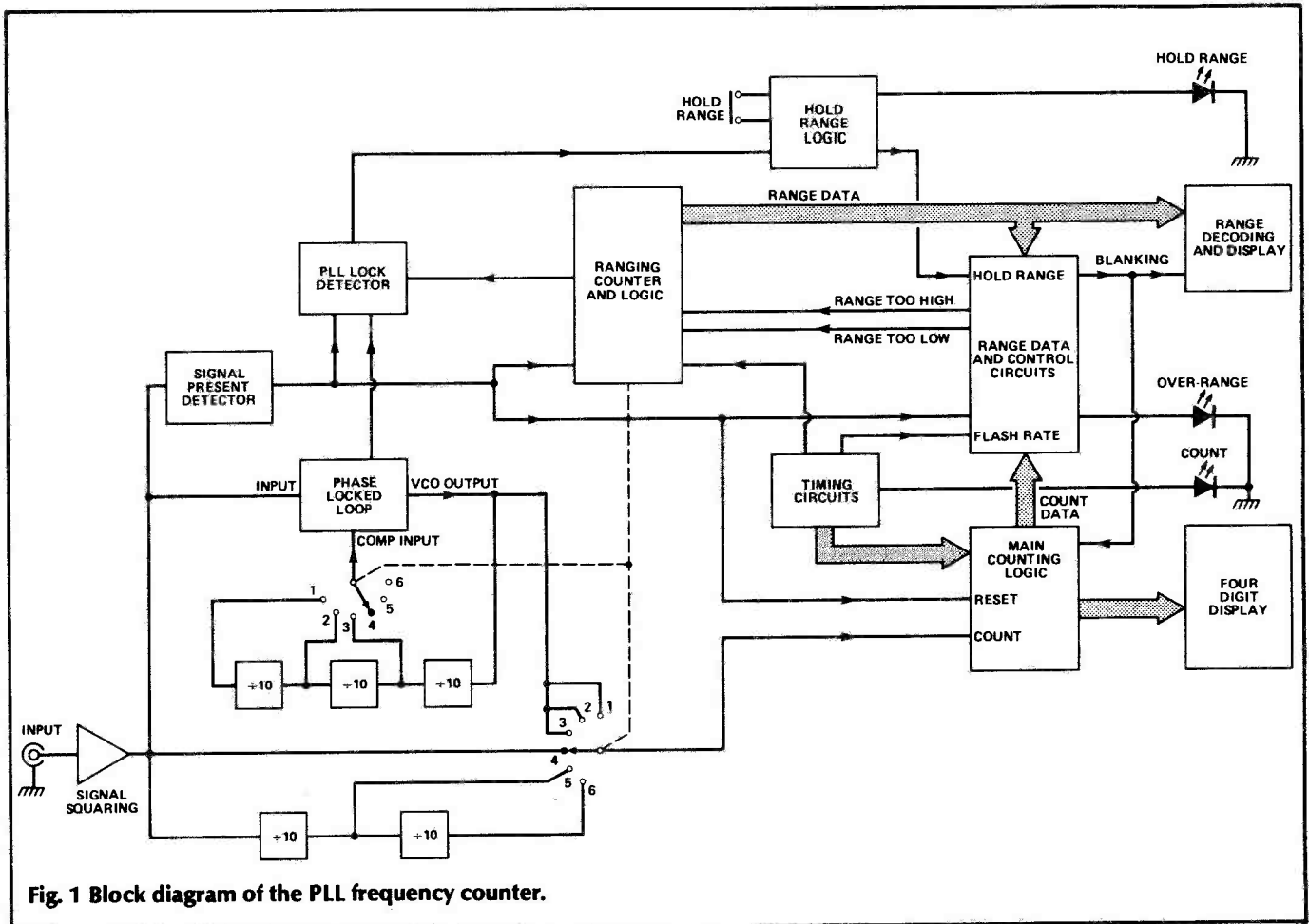


Fig. 1 Block diagram of the PLL frequency counter.

frequency of the incoming signal so that the output of the main counting logic always lies between 10kHz and 99.99kHz. When the incoming frequency is already within these limits, no adjustment is necessary and the output from the signal squaring circuit can be passed directly to the main counting logic (position 4 of the switches). If the input frequency is above 99.99kHz, the output from the squaring circuit will be passed either through one or both of the two $\div 10$ stages, allowing measurement of input frequencies up to 999.9kHz and 9999kHz (9.9MHz) respectively (positions 5 and 6 of the switch).

If the input frequency is below 10kHz, a phase-locked loop is used to multiply it. Under conditions of lock, the VCO output frequency will be n times the input frequency where n is the division ratio between the VCO output and the comparator input. By using one, two or three $\div 10$ stages, the VCO output frequency can be made 10, 100 or 1000 times higher than the input frequency. This allows frequencies down to 10Hz to be multiplied-up

to the 10kHz minimum required by the counting logic.

The counting logic takes the output selected by the range switching and counts the number of pulses arriving during a 100ms period. This period is set by the timing circuits, which also drive an LED when the count is taking place. The count at the end of the period corresponds to the signal frequency and is fed to the main, four-digit display. If no input is connected to the counter, the signal detector mentioned earlier provides a logic-low on the reset line and sets the display to zero.

Count data from the main counting logic is passed to the range data and control circuits. These perform a number of functions, one of which is to produce 'range too high' and 'range too low' signals when the input to the main counting logic lies outside of the acceptable frequency range. These signals are used to control a ranging counter which sets the positions of the two electronic range switches. The output of the counter is decoded to produce the single-digit range display. The range data and

control circuits are also responsible for blanking both the main display and the range display while counting is in progress.

Data from the counter is also fed back to the range data and control circuits and compared with the count data coming from the main counting logic. If the count rate is too high and the ranging has already selected the highest range, an 'over-range' LED is illuminated on the front panel. This indicates that the frequency of the input signal is too high for the instrument to measure. Like other indicators on the instrument, this LED is flashed slowly using the 'flash rate' output from the timing circuits.

The hold-range facility is designed to over-ride the autoranging circuitry and 'freeze' the instrument on whatever range it happens to be on at the time the button is pressed. Another flashing LED is used to indicate that this facility has been selected. A lock detector monitors the state of the phase-locked loop circuits and resets the hold if the input signal goes out of the circuit's frequency range.

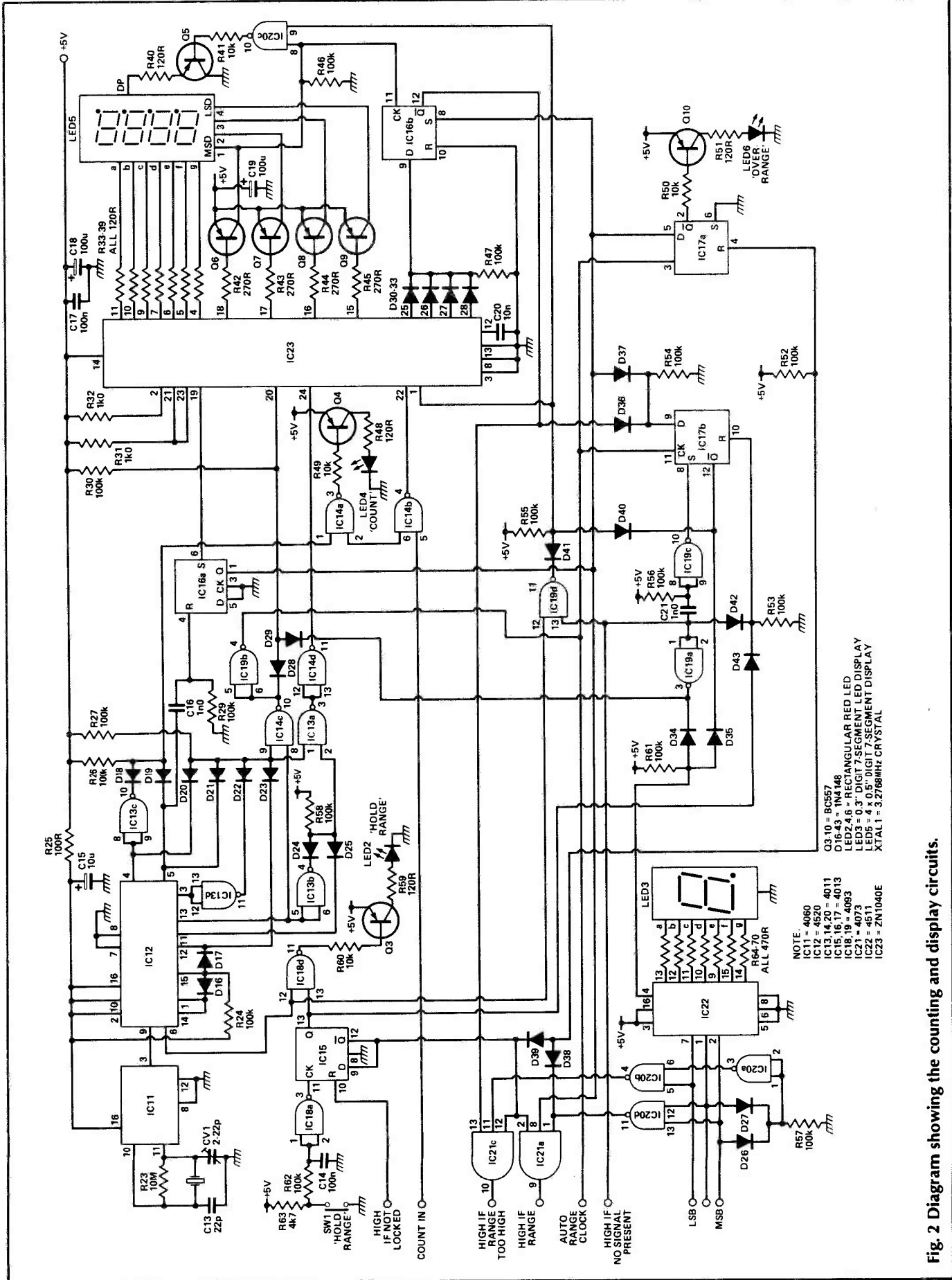


Fig. 2 Diagram showing the counting and display circuits.

HOW IT WORKS — COUNTING AND DISPLAY CIRCUITS

IC11 and IC12 form the heart of the counter's timing circuit. They provide a precise 100ms gate pulse during which counting takes place, a latch pulse soon after to latch the count and display circuits, and finally a reset pulse to start the whole sequence off again. IC11 is a 4060 CMOS oscillator and divider which is driven from a 3.2768 MHz crystal. A variable capacitor, CV1, is included to allow fine adjustment of the oscillator frequency. The reference frequency is divided down by 2^{14} to give a 200 Hz clock which is passed to IC12, a 4520 dual binary up-counter.

The first half of this IC consists of input pin 9 and the output pins 11, 12, 13 and 14. It is configured as a decade counter by D16, D17 and R24 which reset the counter via pin 15 when the count reaches 10. The output from Q3 (pin 14) drives the input of the second counter stage (pin 1) which is configured as a standard 4-bit binary counter. The output from Q1 (pin 4) of this stage will have a frequency of 5 Hz.

The gate signal is produced by inverting the Q1 output (by means of IC13c) and combining it in a diode gate (D18, D19, R26) with the Q2 output from pin 5 of IC12. The result is a pulse of 100ms (the period of the 'low' half of the 5 Hz signal) which recurs at 400ms intervals. This signal enables IC14b which carries the main count input from the range switching circuitry. It also drives LED4 which indicates that the count is being updated.

The latch signal must occur some time after the end of the gate pulse and is produced by combining six of the outputs from IC12 in a diode gate. The outputs from pins 4, 5, 11 and 12 are used directly whilst those from pins 3 and 13 are inverted before use, producing a pulse with a period of 5ms. It is fed to the transfer input (pin 24) of IC23 where it causes the result of a recently-completed count to be latched into the display drivers.

Once the count result has been passed on to the displays, the counter in IC23 can be reset ready for the next count. The reset pulse must occur soon after the latch pulse so that the auto-ranging circuitry has as much time as possible to settle before the next count takes place. Again, the required pulse is produced by combining several of the outputs from IC12, this time using the NAND gate IC14c. The pulse is passed to the reset input of IC23 (pin 20) via D28.

IC23 is a ZN1040E, a four-digit counter and display driver which can drive LEDs directly and which incorporates a BCD output system and display blanking. The display is multiplexed, which means that each of the four digits is illuminated in turn instead of all four being illuminated all the time. The benefits of this include a significant reduction in current consumption, and thanks to our persistence of vision the flicker is not visible and the display appears quite stable. The seven driver outputs from the IC (pins 4-7 and 9-11) are loaded with segment data for each of the digits in turn, and at the right moment the appropriate digit is illuminated by turning on the associated transistor in the common-anode circuit (Q6-9). C19 is included to decouple the supply line at this point so that the rapid switching does not produce spikes. The decimal point is fixed, always appearing after the first digit. It is driven by Q5 from the common-anode line of the most significant digit (MSD), so every time that digit is strobed the decimal point will be illuminated as well. R46 pulls the line low when the digit is not being strobed.

The MSD common-anode line also clocks a D-type latch, IC16b, whose function is to provide a signal for the ranging circuits when the digit is zero. It does this by means of a diode OR-gate (D30-33) connected to the BCD output pins of IC23. A pull-down resistor, R47, is included to ensure the line drops to 0V when the BCD outputs are low. When a zero is detected, the Q output of IC16b will go high.

The other half of this device, IC16a, is used to check for overflows and functions as a simple set-reset latch. It is set by the overflow output of IC23 (pin 19) and reset by the leading edge of the signal on pin 5 of IC12 which will occur at the start of every count period. The Q output of the latch will go high when an overflow occurs and will drive both the ranging circuits and also the 'set' input (pin 8) of the latch formed around IC16b. This means that the counter will always be described as overflowed when there is no leading zero; however, since it is the overflow latch which sets the leading zero latch, the overflow condition will take priority.

The outputs from these two latches provide the basic 'range too high' and 'range too low'

signals for the autoranging circuits. If there is a leading zero the count range is too high, and if there is an overflow the count range is too low. Rather than being fed directly to the autoranging circuits, the two signals are fed to IC21a and IC21c where they are gated with other signals. This allows them to be overridden when it is not appropriate for the counter to try and change ranges.

This will happen when the overflow latch goes high to indicate that a higher range is needed but the counter is already on its highest range, or when the leading zero latch goes high to indicate that a lower range is needed but the instrument is already on its lowest range. These conditions are catered for by using IC20a, b and c and D26, D27 and R57 to interrogate the range data lines and indicate when the counter is on its highest or lowest range. Only when the counter is set to one of the intermediate ranges and the outputs of IC20b and IC20d are high will the triple-AND gates be able to go high in response to a leading zero or overflow signal.

The other condition in which the autoranging facility is not required is when the 'hold range' function is selected. This mode is entered by pressing the non-latching push-button, SW1, which clocks the D-type latch, IC15. This IC is configured as a divide-by-two counter, so successive pushes of SW1 will cause it to switch on and off. When hold-range is selected, the Q output of IC15 will be low and the outputs of the two triple-AND gates will not go high whatever the signals on the other inputs. The counter will then remain on the same range regardless of the input frequency. If, however, the input signal subsequently moves a long way out of the held range, the phase locked loop will not be able to lock and any figures displayed will be meaningless. To overcome this, a 'high if not locked' signal is used to reset the hold range latch via pin 10. This will leave the autoranging circuits free to operate once more and the correct range and lock will be regained.

The Q output of IC15 will be high when hold range is selected and is used to drive the hold range indicator, LED2, via IC18d. The other input of this gate is taken from a low-frequency output on the timing counter, IC12, causing the LED to flash slowly when in use. IC22 is a 4511 BCD-to-7-segment decoder-

driver which produces the range display. It takes its input from the range data lines and directly drives LED3 via the individual segment limiting resistors, R64-70.

IC17a is the 'over-ranging' indicator which illuminates LED6 when the counter is presented with an input frequency too high for it to measure. The latch is clocked by the reset signal which occurs each time a count is made. The Q output of IC16a is then interrogated to see if the count overflowed. Provided the reset input is low, the LED will then light up. The reset line will be pulled low by diodes D38 and D39 when the counter is on its highest range and/or when the hold-range facility is selected. At all other times, the reset line will be pulled high by R52 and the latch will then ignore any overflow signals it receives.

The reset pulse from IC16a is also used to clock IC17b which blanks the display whilst ranging is taking place. Its data input is connected via D36 and D37 to the leading zero latch, IC16b, and the overflow latch, IC16a, one or other of which will be high during ranging. Under these conditions, the main display (via pin 1 of IC23), the decimal point (via pin 9 of IC20c) and the range display (via D35) will all be blanked by the Q output of IC17b.

Blanking can be inhibited by taking the reset of IC17b (pin 10) high via D42 or D43. D43 is driven by the Q output (pin 13) of the hold-range latch, IC15. This prevents the display being blanked when hold-range is selected, even though the range may technically be incorrect. The other situation in which display blanking must be inhibited is when no signal is present at the counter's input. In this condition, the 'high if no signal present' line drives D42 to reset IC17b while IC19a inverts this signal to blank just the range display via D34. The output of IC19a is also used to reset the main display to zero via D29. The 'high if no signal present' line also enables IC19d whose other input is connected to the low-frequency output from the timing counter, IC12. The output of IC19d is connected to the blanking pins on the main display and the decimal point via D41. The result is that, when no signal is present at the input to the counter, the range display will not be illuminated and the main display will show four zeros and will flash slowly along with the decimal point.

HOW IT WORKS —

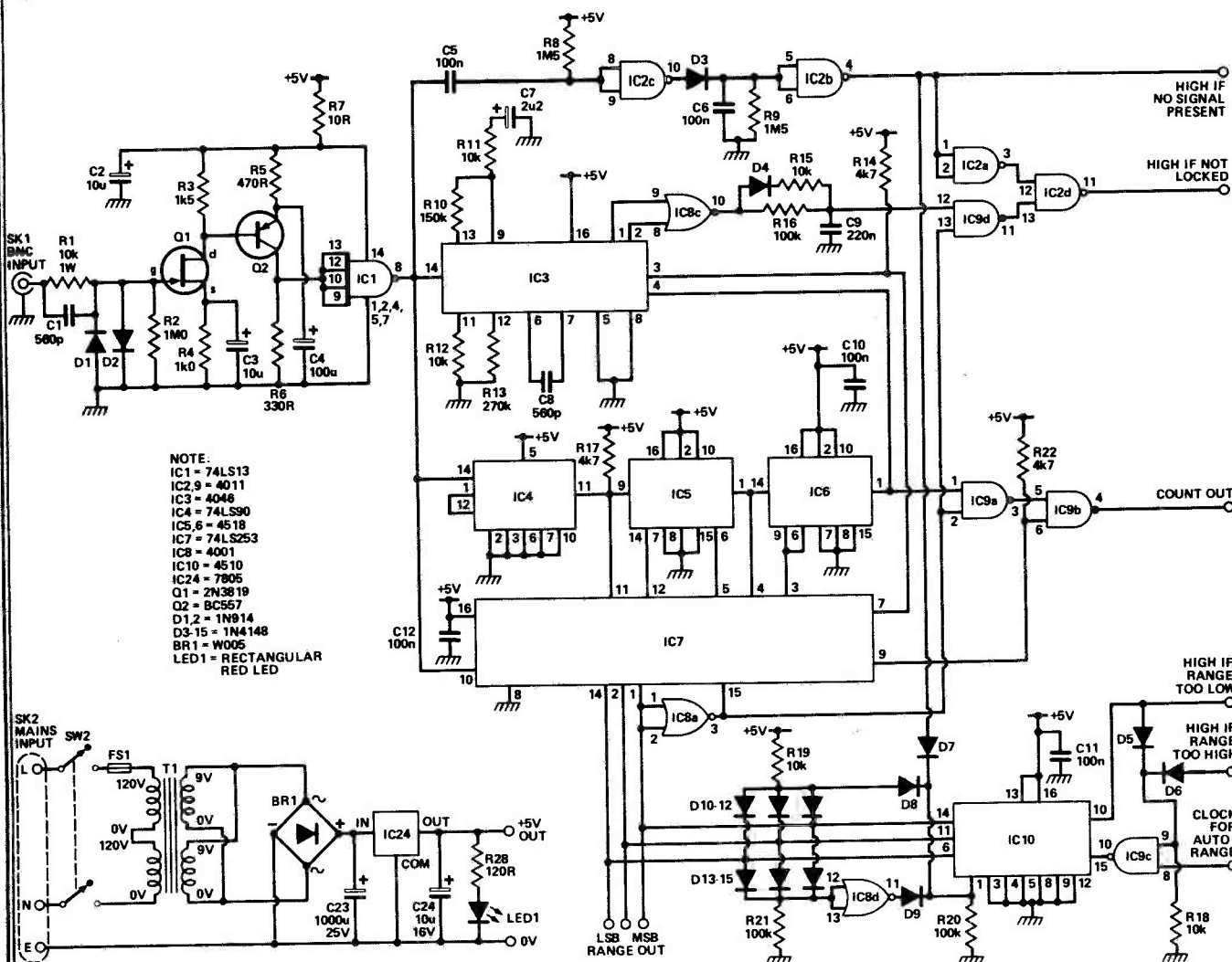


Fig. 3 Diagram showing the PLL and autoranging circuits.

Incoming signals are applied to the voltage-limiter consisting of R1, D1 and D2 which reduces the input to a maximum of $\pm 600\text{mV}$. R1 is rated at 1W so that large input voltages can be handled safely and C1 is included to ease the passage of high-frequency signals.

The input amplifier and squarer is based around Q1, Q2, and IC1. The FET, Q1, is used in a self-biasing arrangement with a 1M0 resistance, R2, tying the gate to ground. This ensures that the counter has a high input impedance. R4 provides the necessary negative source bias and is decoupled to AC by C3 so as to roll-off the frequency response below about 20Hz. Q2 shifts the level of the signal to drive IC1, a TTL NAND gate with Schmitt trigger inputs. This ensures that the logic-compatible output pulses have fast-rising edges. R7 and C2 provide a smoothed supply or the input circuitry.

The output from IC1 drives all of the other sections of the circuit, including the 'signal present' detector built around IC2b, IC2c and D3. These components form a monostable with a normally high output which goes low for about

200ms when triggered. The mono-stable is triggered by falling edges and is re-triggerable, which means that an incoming frequency of more than 5Hz will cause it to remain permanently in the low state.

The input signal from IC1 also goes to IC7, a 74LS253 dual data selector which performs the function of an electronic switch. This is controlled by the ranging counter, IC10, a 4510 BCD dual up/down counter. The three least significant bits of its data output (pins 6, 11 and 14) form the range signal which controls IC7.

Just after every count period, IC10 will receive a 'clock for autorange' pulse from the reset circuitry and will check the 'range too high' and 'range too low' lines. Both signals will increment the counter via the clock input, pin 15, passing through D5 and D6 and then IC9c. In addition, 'range too low' signals will pass directly to the UP/DOWN input, pin 10, forcing this pin high and causing the counter to increment upwards rather than downwards.

IC10 has a preset facility which is used

here to return the counter to range four when no signal is being measured. This is useful because range four is around the middle of the instrument's measuring range and is therefore a good place for the autoranging circuits to start from when adjusting to a new signal. When no input is applied, the signal present detector will reset IC10 pin 1 via D7. The counter will also be reset should it accidentally stray onto a non-existent range. This is achieved by using D10-12, R19 and D8 to reset IC10 when all the data lines are high (range seven) and by using D13-15, R21, IC8d and D9 when all the lines are low (range 0).

When the ranging circuitry has settled upon a suitable range, IC7 responds by selecting the appropriate input and passing it on to the counting circuitry. IC7 contains two, four-into-one selectors, one of which handles the lower three ranges while the other handles the upper three ranges. When one of the upper three ranges is required, the most significant bit of the data input will be high and pin 15 of IC7 will be taken low by IC8a. This enables one half of the

PROJECT: Frequency Counter

PLL AND AUTORANGING CIRCUITS

selector which has pins 10, 11 and 12 as its inputs and pin 9 as its output.

When range four is required, IC7 routes the signal from IC1 directly through from pin 10 to pin 9. When range five is required, the signal is taken via IC4 and pin 11 of IC7. IC4 is a 74LS90 decade counter which is used here to divide the incoming frequency by ten. A TTL device is used because CMOS would not be able to cope with the highest frequencies handled by the instrument; R17 is included to convert the TTL level so that it is CMOS compatible. When range six is required, the signal is taken via IC4 and the first half of IC5 and into pin 12 of IC7. IC5 is a 4518 dual BCD up counter which divides the signal by ten again. A CMOS device is quite adequate here because incoming signals will already have been divided by ten by the TTL device.

When the ranging counter selects one of the lower three ranges, the most significant bit of the data lines will be low and the first section of the electronic switch will be disabled via pin 15. Pin 2 of IC9a will also be driven high by the output of IC8a, and in the absence of a signal from IC7, R22 will pull pin 6 of IC9b high. This allows signals from pin 4 of IC3, the phase locked loop, to be passed directly to the counting circuitry via IC9a and b.

IC3 also takes its input from IC1. The VCO output passes both to the counting circuitry and to a chain of three counters, each arranged as a divide-by-ten stage. One of these is the second half of the 4518, IC5, and the others are the two halves of a second 4518, IC6. The second of the two four-into-one selectors in IC7 routes one of the outputs on this chain of dividers to the comparator input of IC4 (pin 3). By selecting a suitable division ratio between the VCO output and the comparator input, the phase locked loop can be made to multiply the input signal by 10, 100 or 1000 as required. R14 ensures compatibility between CMOS and TTL levels. R12, R13 and C8 set the operating frequency of the phase locked loop VCO and R10, R11 and C7 form a two-pole, lag-lead low pass filter. This allows faster locking on step changes in frequency than other filter types.

The circuitry around IC8c is a detector which provides the first indication of locking in the PLL. When the PLL is locked, the output of the unused phase comparator (pin 2) will be low except for some very short duration pulses which result from the inherent phase difference between the signal and comparator inputs. The phase pulses output, pin 1, will be high except for some short duration pulses which arise for the same

reason. In this condition the output of IC8c will go low and the unwanted pulses are then filtered out by R15, R16, D4 and C9.

This 'low when locked' signal passes to the circuit consisting of IC2a, IC2d and IC9d where it is compared with the 'high if no signal present' line and the output of IC8a. This latter line will be high when the counter is on one of the lower ranges and the phase locked loop is in use. Using this data, the 'high if not locked' output will reflect the condition of the lock detector provided a signal is present. If the counter is used on one of the higher ranges where the phase locked loop is not needed, the output will still indicate lock so long as there is a signal present.

The power supply is perfectly conventional and uses the two secondary windings of 9-0-9V mains transformer to feed a full-wave rectifier. The output is then smoothed by C23 and an IC regulator, IC24, provides a steady output voltage regardless of loading. A power-on indicator, LED1, is driven from the supply via R28.

This project will be concluded with a further article on the construction, testing and setting-up of the frequency counter.

ETI

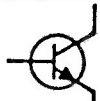
Universal Semiconductor Devices Ltd.

17 Granville Court, Granville Road,
Hornsey, London N4 4EP, England.
Tel: 348 9420/9425* Tlx: 25157 usdco g



We offer one of the largest ranges of semiconductors at highly economical prices. The following semiconductor types are available from stock. If we don't stock what you need then we can get it fast from our facilities in West Germany and USA upon request.

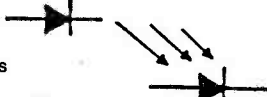
TRANSISTORS — Bipolars — Germanium and Silicon
Small signal
Power
Darlingtons — all shapes and sizes
VHF/UHF devices — all shapes and sizes



FETS — Power Mosfets
Unijunctions



DIODES — Germanium and Silicon
Rectifiers and Bridges
Opto-Electronic devices
LEDs of all shapes and sizes



THYRISTORS and TRIACS — All shapes sizes ratings



INTEGRATED CIRCUITS: Consumer — Digital/Analogue
Microprocessors and Peripherals
IC Sockets

JAPANESE COMPONENTS — Vast range of discrete's and consumer IC's
System A — All semiconductors available from USD. Amp — £75.00 incl. VAT & p&p. Pre-amp — £90.00 incl. VAT & p&p.

Mail order customers: Please send for our comprehensive price list, enclosing £1.00 in stamps. Cheque or postal order.

SYSTEM A AMP
All semi-conductors available.
Amp plus pre-amp £90, amp
only £75

Catalogue sent free of charge, when requested on official letterhead (without refund), to OEM's, Schools, Colleges, Universities, Government Institutions, Computer Firms, Electronic Repair Firms and Distributors. Special discounts and payment terms are available to above institutions.

Please enquire for quantity discounts.

WE WELCOME TELEPHONE AND TELEX ENQUIRIES!

LOUTRONICS

HITACHI 3" S/S Drives	£29.95	P/P £2.00
TOSHIBA 3 1/2" D/S Drives	£59.95	P/P £2.00
CDC 5 1/4" D/S Drives 80T	£79.95	P/P £2.00
TANDON 5 1/4" (Full Height) D/S 40T	£60.00	P/P £2.00
NEC 20MB 1/2H Winchester	£345.00	P/P £5.00
SHUGART 5MB (Full Height)	£80.00	P/P £5.00
DISCTRON 10MB (Full Height)	£125.00	P/P £5.00
HARD CONT Card (OMPTI/W Digital) 1/2 Length	£149.50	P/P £1.00
5 1/4" 1/2H DRIVE CAB + PSU (cream)	£14.95	P/P £2.00
XT CLONE Cases, PSU's, Cards etc (phone for prices)		
NEWBRAIN Mother PCB's brand new	£3.95	P/P £0.75
NEWBRAIN RAM PCB's (4116 x 32K)	£1.95	P/P £0.75
NEWBRAIN PSU's	£3.95	P/P £1.00

All prices inc VAT. Redundant stocks wanted for cash.

LOUTRONICS

11 Hercies Road, Hillingdon, Middlesex UB10 9LS
Tel: 0895-55399 (Wed closed)

COMPUTER WAREHOUSE

1000's OF
BARGAINS
FOR CALLERS

THE "ALLADINS" CAVE OF COMPUTER AND ELECTRONIC EQUIPMENT

NOT LINE DATA BASE



The ORIGINAL FREE OF CHARGE dial up data base. Buy, browse or place YOUR OWN AD for goods or services to sell. 1000's of stock items, spares and one off bargains. Updated daily.
ON LINE NOW. CCITT, 8 bit word, no parity.
For 300 baud modems call 01-679 1888
For 1200-75 baud modems call 01-679 6183

FREE

Your monitor from its computer! For only £29.95 it becomes a SUPERB HIGH QUALITY * COLOUR * TV SET

The fabulous TELEBOX, an INVALUABLE MUST for the owner of ANY video monitor with a composite input, colour or monochrome. Made by a major UK Co. as a TOP QUALITY, stand alone UHF tuner and costing OVER £75 to manufacture, this opportunity to give your monitor a DUAL FUNCTION must not be missed! The TELEBOX consists of a compact, stylish two tone charcoal moulded case, containing ALL electronics tuner, power supply etc to simply plug in and convert your previously dedicated computer monitor into a HIGH QUALITY COLOUR* TV SET, giving a real benefit to ALL the family! Don't worry if your monitor doesn't have sound - THE TELEBOX even has an integral 4 watt audio amplifier for driving an external speaker, PLUS an auxiliary output for superb quality television sound via your headphones or HI FI system etc. Other features include: Compact dimensions of only 15.75" w x 7.5" d x 3.5" h, latest technology, BRITISH manufacture, fully tuneable 7 channel push button tuner, Auto AGC circuit, SAW filter, LED status indicator, fully isolated 240v AC power supply for total safety, Mains ON-OFF switch etc. Many other uses.

LIMITED QUANTITY - DON'T MISS THIS OFFER!!!

ONLY £29.95 OR £24.95 if purchased with ANY of our video monitors. Supplied BRAND NEW with full instructions and 2 YEAR warranty. Post and packing £3.50 *When used with colour crt.

COLOUR & MONOCHROME MONITOR SPECIALS

'SYSTEM ALPHA' 14" COLOUR MULTI INPUT MONITOR

Made by the famous REDIFFUSION Co. for their own professional computer system this monitor has all the features to suit your immediate and future requirements. Two video inputs: RGB and PAL Composite Video, allow direct connection to BBC/IBM and most other makes of micro computers or VCR's, including our very own TELEBOX. An internal speaker and audio amp may be connected to computer or VCR for superior sound quality. Many other features: PIL tube, Matching BBC case colour, Major controls on front panel, Separate Contrast and Brightness - even in RGB mode. Separate Colour and audio controls for Composite Video input, BNC plug for composite input, 15 way 'D' plug for RGB input, modular construction etc.

This Must Be ONE OF THE YEARS BEST BUYS. PC USER Supplied BRAND NEW and BOXED, complete with DATA and 90 day guarantee. ONLY £149.00 as above OR IBM PC version £165.00 15 Day 'D' akt £1.00, BNC akt 75p BBC interface cable £5.50

DECCA 80 16" COLOUR monitor, RGB input. Little or hardly used manufacturer's surplus enables us to offer this special converted DECCA RGB Colour Video TV Monitor at a super low price of only £99.00, a price for a colour monitor as yet unheard of!! Our own interface, safety modification and special 16" high definition PIL tube, coupled with the DECCA 80 series TV chassis give 80 column definition and quality found only on monitors costing 3 TIMES OUR PRICE. The quality for the price has to be seen to be believed! Supplied complete and ready to plug direct to a BBC MICRO computer or any other system with a TTL RGB output. Other features are: internal speaker, modular construction, auto degaussing circuit, attractive TEAK CASE, compact dimensions only 52cm W x 34 H x 24 D, 90 day guarantee. Although used, units are supplied in EXCELLENT condition. ONLY £99.00 + Carriage.

DECCA 80, 16" COLOUR monitor. Composite video input. Same as above model but fitted with Composite Video input and audio amp for COMPUTER, VCR or AUDIO VISUAL use. ONLY £99.00 + Carr.

REDIFFUSION MARK 3, 20" COLOUR monitor. Fitted with standard 75 ohm composite video input and sound amp. This large screen colour display is ideal for SCHOOLS, SHOPDS, DISCOS, CLUBS and other AUDIO VISUAL applications. Supplied in AS NEW or little used condition ONLY £145.00 + Carr.

BUDGET RANGE EX EQUIPMENT MONOCHROME video monitors. All units are fully cased and set for 240v standard working with composite video inputs. Units are pre tested and set up for up to 80 column use. Even when MINOR screen burns exist - normal data displays are unaffected 30 day guarantee.

12" KGM 320-1 B/W bandwidth input, will display up to 132 x 25 lines. £32.95
12" GREEN SCREEN version of KGM 320-1. Only £39.95
9" KGM 324 GREEN SCREEN fully cased very compact unit. Only £49.00
Carriage and insurance on all monitors £10.00

DC POWER SUPPLY SPECIALS

GOULD OF443 enclosed, compact switch mode supply with DC regulated outputs of +5v @ 5.5A, +12v @ 0.5A, -12v @ 0.1A and -23v @ 0.02A. Dim 18 x 11 x 6 cm. 110 or 240v input. BRAND NEW call sales office for details.
GOULD G6-40A 5v 40 amp switch mode supply NEW £130.00
AC-DC Linear PSU for DISK drive and SYSTEM applications. Constructed on a rugged ALLOY chassis to continuously supply fully regulated DC outputs of +5v @ 3 amps, -5v @ 0.6 amps and +24v @ 2.5 amps. Short circuit and overvoltage protected. 100 or 240v AC input. Dim 28 x 5 x 2.5 x 7 cm NEW £49.94
Carriage on all PSUs £3.00

KEYBOARDS

DEC L434 Un-coded keyboard with 67 quality gold plated switches on X-Y matrix - ideal micro conversion etc. £24.95
AMKEY MPNK-114 Superb word processor chassis keyboard on single PCB with 116 keys. Many features such as On board Micro, Single 5v rail, full ASCII coded character set with 31 function keys, numeric keypad, cursor pad and 9600 baud SERIAL TTL ASCII OUTPUT!! Less than half price
Only £99.00 with data. Carriage on Keyboards £3.50



PC2000 System with CPM Etc. COST OVER £1400

NOW only £399

DON'T MISS THE CPM Deal OF THE CENTURY

The FABULOUS CPM TATUNG PC2000 Professional Business System

A cancelled export order and months of negotiation enables us to offer this professional PC, CPM system, recently on sale at OVER £1400, at a SCOOP price just over the cost of the two internal disk drives!! Or less than the price of a dumb terminal!!

Not a toy, the BIG BROTHER of the EINSTEIN computer, the DUAL PROCESSOR PC2000 comprises a modern stylish three piece system with ALL the necessities for the SMALL BUSINESS, INDUSTRIAL, EDUCATIONAL or HOBBYIST USER. Used with the THOUSANDS of proven, tested and available CPM software packages such as WORDSTAR, FAST, DBASE2 etc, the PC2000 specification, at our prices, CANNOT BE BEATEN!!

The central processor plinth contains the 64K, Z80A processor, DUAL TEAC 55F 5 1/4" Double sided 40/80 track disk drives (1Mb per drive), PSU, 4K of memory mapped screen RAM, disk controller, RS232, CENTRONICS and system expansion ports, and if that's not enough ready to plug into STANDARD 8" DRIVE port for up to FOUR 8" disk drives, either in double density or IBM format. The ultra slim 82 key, detachable keyboard features 32 user definable keys, numeric keypad and text editing keys, even its own integral microprocessor which allows the main Z80A to devote ALL its time to USER programs, eliminating "lost character" problems found on other machines. The attractive, detachable 12" monitor combines a green, anti-glare etched screen, with full swivel and tilt movement for maximum user comfort. Supplied BRAND NEW with CPM 2.2, user manuals and full 90 day guarantee. Full data sheet and info on request.

PC2000 Business System with CPM and 'Ready to Run' FAST Sales and Purchase ledger, supports up to 9000 Accounts, VAT etc. COST OVER £1700

NOW only £499
Carriage & insurance £12.00

PC2000 Wordprocessor System with CPM and TEC FP25 daisywheel printer

NOW only £799

MODEMS

Join the communications revolution with our super range of DATA MODEMS, prices and specifications to suit all applications and budgets.....

BRAND NEW State of the art products
DACOM D8L2123 Multi standard 300-300, 1200-75 Auto answer etc. £268.00
DACOM D8L2123AQ Auto dial, smart modem with multi standard AUTO SPEED detect, and data buffer with flow control etc. £365.00
DACOM D8L2123GT THE CREAM of the intelligent modems, auto dial, auto call, index, buffer etc etc. £498.00
Steekbee SB1212 V22 1200 baud FULL DUPLEX, sync or async, optional auto dial. £485.00
TRANSDATA 307A Acoustic coupler 300 baud full duplex, originate only, RS232 interface. £49.00

Ex BRITISH TELECOM full spec, CCITT, ruggedised, bargain offers. SOLD TESTED with data. Will work on any MICRO or system with RS232 interface.
MODEM 13A 300 baud unit, only 2" high fits under phone. CALL mode only. £45.00
MODEM 20-1. 75-1200 baud. Compact unit for use as subscriber end to PRESTEL, TELECOM GOLD, MICRONET etc. £39.95 +pp £6.50
MODEM 20-2 1200-75 baud. Same as 20-1 but for computer end. £65.00 +pp £8.50
DATEL 212. Made by SE Labs for BT this two part unit is for synchronous data links at 1200 or 2400 baud using 2780/3780 protocol etc. Many features include 2 or 4 wire working, self test, auto answer etc. COST OVER £800. Our price ONLY £199 +pp £8.00
DATEL 4800, RACAL MP84800 baud modem, EX BT good working order, ONLY £295.00 +pp £8.00

SPECIAL OFFER

MODEM TQ2393. Ex BT, up to 1200 baud, full duplex 4 wire or half duplex over 2 wire line. ONLY £85.00 PER PAIR +pp £10.00

For more information contact our Sales Office.

MATRIX PRINTERS

SPECIAL BULK PURCHASE of these compact, high speed matrix printers. Built in Japan for the Hazeltine Corporation this unit features quality construction giving 100cps bidirectional, full pin addressable graphics, 6 type fonts, up to 9.5" single sheet or folder paper handling, RS232 and CENTRONICS parallel interface. Many other features. BRAND NEW and BOXED. COST £420. Our price ONLY £199.00

RECHARGEABLE BATTERIES

Dry Fit MAINTENANCE FREE by Sonnenschein & Yuasa
A300 07191315 12v 3Ah NEW £13.95
A300 07191312 6v 3Ah NEW £9.95
A300 07191202 6-0-6v 1.8Ah TESTED Ex Equip £5.99

VDU TERMINALS

Standard VDU data entry terminals at give away prices!!

QUME QVT106. Current product, state of the art terminal with detachable keyboard, 12" Green screen, 2 page RAM, TVI 925, Hazeltine, ADMISA emulations, software setup, 25 x 80, Clock, Swivel and tilt base, printer port, Function keys etc. BRAND NEW and BOXED AT ALMOST HALF PRICE Only £425.00
AJS10 - EX RENTAL, Z80 controlled, 15" green screen 24 x 80 display, graphics, cursor addressing, printer port etc. Very good condition TESTED complete with manual only £225.00
ADDS 520 - Dumb terminal, used, 12" b/w screen RS232 interface and printer port. TESTED. ONLY £125.00. Carriage on terminals £10.00
100's of other terminals in stock, CALL for more details.

SURPLUS SPECIALS ON PRESTEL - VIEWDATA - TELEX

PLESSEY VUTEL, ultra compact unit, slightly larger than a telephone features A STANDARD DTMF TELEPHONE (tone dial) with 5" CRT monitor and integral modem etc. for direct connection to PRESTEL, VIEWDATA etc. Designed to sell to the EXECUTIVE at only £99.00
DECCA FAX VP1 complete Professional PRESTEL system in slimline desk top unit containing Modem, Numeric keypad, CPU, PSU etc. Connects direct to standard RGB colour monitor. Many other features include: Printer output, Full keyboard input, Cassette port etc. BRAND NEW with DATA. A FRACTION OF COST only £55.00

ALPHATANTEL. Very compact unit with integral FULL ALPHA NUMERIC keyboard. Just add a domestic TV receiver and you have a superb PRESTEL system and via PRESTEL the cheapest TELEX service to be found!! Many features: CENTRONICS Printer output, Memory dialling etc. Supplied complete with data and DIY mod for RGB or Composite video outputs. AS NEW only £125.00
Post and packing on all PRESTEL units £8.50

EX-STOCK INTEGRATED CIRCUITS

4164 200 ns D RAMS 9 for £11 4116 ns £1.50 2112 100nm 2114 £2.50 2102 £2.00 6116 £2.50 EPROMS 2716 £4.50 2732 £3.00 2764 £4.95 27128 £5.50 6800 £2.50 6821 £1 68A09 £8 68B09 £10 80B5A £5.50 80B8 £15 80B8 £8 NEC765 £8 WD2793 £28 8202A £22 8251 £7 8748 £15 Z80A DART £6.50 Z80A CPU £2.00. Thousands of IC's EX STOCK send SAE for list.

DISK DRIVES

Japanese 5 1/4" half height, 80 track double sided disk drives by TEAC, CANON, TOSHIBA etc. Sold as NEW with 90 day guarantee ONLY £85.00
TEC FB-503 Double sided HH 40 TRK NEW £75.00
SUGART SA400 SS FH 35 TRK £55.00
SIEMENS FDD100 SS FH 40 TRK £65.00
Carriage on 5 1/4" drives £5.50
Brand NEW metal 5 1/4" DISK CASES with internal PSU.
DSKC1 for 2 HH or 1 FH drive £29.95 +pp £4.00
DSKC 2 for 1 HH drive £22.95 +pp £3.50
DKSC 3 As DSK1 LESS PSU £12.95 +pp £2.50
DSKC 4 As DSK2 LESS PSU £10.95 +pp £2.00
8" IBM format TESTED EX EQUIPMENT.

SHUGART 800/801 SS £175.00 +pp £8.50
SHUGART 851 DS £250.00 +pp £8.50
TWIN SHUGART 851 *2 Mb total capacity in smart case, complete with PSU etc. £595.00
MITSUBISHI M2894-83 8" DS 1 Mb equiv. to SHUGART SAS80R. BRAND NEW at £275.00 +pp £8.50
DYSAN 8" Alignment disk £29.00 +pp £1.00
Various disk drive PSUs Ex Stock SEE PSU section.

HARD DISK DRIVES
DRE/DIABLO Series 30 2.5 Mb front load £525.00
Exchangeable version £295.00. ME3029 PSU £95.00
DIABLO 44/DRE4000A, B 5+5 Mb front at £750.00
CDC HAWK 5+5 Mb £795.00. CDC 9782 80 Mb RMCQ etc. £2500.00
£495.00

PERTEC D3422 5+5 Mb
RODIME 5 1/4" Winchester ex-stock from £150 CALL
Clearance items - Sold as seen - No guarantee.
ICL 2314 BRAND NEW 14" Mb Removable pack hard disk drive, cost over £2000 with data. ONLY £99.00
BASF 6172 B" 23Mb Winchester £199.00

Unless stated all drives are refurbished with 90 day guarantee. Many other drives and spares in stock - call sales office for details.

All prices quoted are for U.K. Mainland, paid cash with order in Pounds Sterling PLUS VAT. Minimum order value £2.00. Minimum Credit Card order £10.00. Minimum BONA FIDE account orders from Government Depts., Schools, Universities and established companies £20.00. Where post and packing not indicated please add £1.00 + VAT. Warehouse open Mon-Fri 9.30-5.30. Sat 10.30-5.30. We reserve the right to change prices and specifications without notice. Trade, Bulk and Export

32 Biggin Way, Upper Norwood, London SE19 3XF
Telephone 01-679 4414 Telex 894502 Data 01-679 1888

TAKING CARE OF BUSINESS

From now until the end of the year, we'll be taking a close look at the subject of starting your own business in the electronics field. The possibilities for the group or individual with determination and energy are great: component supply, specialist equipment supply or manufacture, circuit design, PCB design, prototype manufacture, small run PCB manufacture, consultant engineering, equipment repair, hiring out and operating PA systems, technical writing and more.

You could design a particular piece of equipment — an audio amplifier, say, or a computer peripheral. You could sell it as a built unit or as a kit, or you could sell the rights to an established manufacturer or kit supplier. You could provide technical services at a price — consultancy, taping up PCB artwork, writing documentation and manuals, even training. You could buy and sell components or second-hand equipment or just open a retail shop. Electronics offers opportunities in practically every kind of business enterprise.

These days, lots of people are thinking about starting small businesses and thinking seriously. Most of them will have no experience of business at all and despite an apparent commitment to supporting new enterprise from banks, government, local authorities, and the EEC and the local Chambers of Commerce, starting up in business is still a difficult and risky undertaking.

The new entrepreneurs will be greeted by a veritable jungle of regulations and restrictions. They will have to face the realisation that the small electronics business is, in practice, no more

encouraged today than it was ten years ago. Researchers at Edinburgh's Heriot-Watt University have demonstrated that small companies and the job creation that is supposed to go along with them have not been noticeably stimulated or encouraged during the past five years in Scotland's loudly-trumpeted Silicon Glen. The Small Business Bureau have pointed out how the possible merger (as I write) of GEC and Plessey may destroy over 150 small firms. Others have argued credibly that the British electronics industry's dependence on military contracts is actually crippling to small businesses. For the start-up company and the would-be entrepreneur, the road is not easy.

We hope to smooth the journey a little with this short series. Each month you will be able to pull-out the business section to provide a handy information pack for you to refer to as and when you need it. We'll tell you how to get financial backing and what to do about tax. We'll try to enlighten you on the murky topic of protecting your inventions, ideas, designs and trade names. We'll cover partnerships, sole-traders, co-operatives and limited companies and we'll give you an invaluable list of addresses and contacts as well as offering easy-to-use advice on research, planning, marketing and the law.

On top of all that, we'll be profiling some of the people who've set out on that hazardous road to self-employment, starting this month with a success story to gladden the hearts of even the most pessimistic. In short, if you think you might like to start a small business, or if you've already started one, we'll help you.

The Editor

Helen Armstrong profiles the men who made Maplin — and carry on building the company even against the odds.

Doug Simmons is one of those familiar names you can't quite place. Add 'of Maplin', and you probably have the face as well as the place. Mr. Simmons confronts his public from the pages of Maplin Electronic Supplies' catalogue, but they might be forgiven for missing him between the epic sci-fi covers and 450 pages of components and data within. More elusive still, co-director Roger Allan appears only as one of 100 postage-stamp staff portraits.

Greater exposure is given to a scaled-down version of the cover painting, and its story... sprinkled like grains of sand among the stars are the outposts of mankind; drawn together over the unimaginable distances by the giant trading fleets that cross and re-cross the galaxy...'. At the foot of this most conspicuous page are the all-important phone numbers: 'Sales only... Trade Sales... Cashtel... Sales desk open 9 am to 5.30pm Monday to Friday' and the addresses of the company's five shops.

At a time when electronic construction by private

MAPLIN MANAGED IT

individuals is beginning to look like a vanishing craft of old England, Maplin have expanded their services resolutely in precisely that market as well as in the professional sector. Yet they had a classic 'small beginning', with Allan and Simmons starting business in a converted bedroom at Roger Allan's home in 1972. Serious hobbyists, they were unhappy with their component suppliers, and believed they could do better.

Simmons had been working for the Post Office (now British Telecom) with the Special Projects Planning Group, and Allan was a service engineer at a newspaper print works, but Simmons stresses that the blueprint for Maplin came from their spare time interests, particularly electronic music.

'We started doing electronic organ and synthesizer kits. None of them are left now, but the first really good seller we had was the Practical Electronics synth kit in 1973, and then the ETI 4600 synth, which was an enormous seller over the years. They went like hot cakes. I don't know how many we sold, but I remember packing them evening after evening. Fortunately, we had our own premises by that time.' Business was good enough to extend to a shopfront by Christmas 1974, but real expansion came with a new approach some years later.

'We didn't make a decent profit until the first classic Maplin-style catalogue appeared in 1978. After that, turnover doubled every year for some years.

'The catalogue came out at Christmas. We advertised it, and mailed out about 30,000. We couldn't physically move until they were gone. Then it just went mad. We were working nights and weekends, we doubled staff. It took three months to get back to same-day service. We had complaints, all right. At the worst point, we were a week behind. We had to put a computer in, a PDP 11/70. Before that, two or three people were just looking up orders, full time. It could take two days to find one order.'

The Maplin computer took a year to set up. At first, the company employed an outside consultancy to write the software but, characteristically, they eventually took over the job and finished it themselves.

The impetus behind the catalogue was 'to give hobby electronics a more professional image. We wanted a catalogue which looked like a mail order catalogue — not like another electronics catalogue. Electronics had a



Doug Simmons — the serious hobbyist made good.

"junk shop" image. Some of it still does, but if the hobby market has changed at all in the last ten years, it's insomuch as people are more technically knowledgeable. Component quality used to be very poor; now people are more quality conscious. Otherwise, the demand for types of components hasn't altered that much.'

'The things they build have changed, though. Whenever ready-made products come from the east, a market dies. Synthesizer and organ kits aren't viable any more. We did very well with microcomputers at first, but that collapsed when they went into the shops. Why build something you can buy ready-made for less?'

'Burglar alarms and any kind of novelty projects are popular now,' says Simmons.

Maplin's other venture has been into publishing. The quarterly *Electronics — The Maplin Magazine* has drawn fully on their company machinery.

'The magazine started in November 1981, and we're up to issue 20. Fifty per cent go through newsagents and 50% by subscription, which is very cheap and our subscriber base is very high. There is no advertising, and the production and distribution costs are paid for by the cover price. Project development is costed against the sale of kits.'

'All our projects are developed in-house, or by one or two reliable writers. Project writers aren't very practical people: they tend to come up with hard-to-obtain parts, or projects where only the prototype ever works. We can build all our prototypes here, and they very rarely need amending, unless a component goes out of production. It's a self-regulating system — our project service chap is here, and he keeps a close eye on the designers so that they don't make more work for him!'



Roger Allan — a postage-stamp portrait is more usual.

Electronics is Maplin's second venture into publishing. *Electronics and Music Maker* (now *E&MM*, published by Music Maker Publications in Cambridge) was another Maplin project.

'We decided to try a monthly as a new production area, and chose music because we liked music,' explains Simmons. 'It didn't work out because we didn't get the money in from the advertisers efficiently enough. We really weren't interested in that aspect of publishing, so we sold it to the present owners. They were very committed to it, and have done a great job.'

Home constructors are still Maplin's main customers but Simmons admits, the growth area is in trade sales. Maplin's trade desk, MPS, has up till now been something of a sideline. The new year will see a more concentrated effort, with MPS being split off and set up as a separate company — if it grows.

'We have had a 20% increase this year, mostly trade,' says Simmons. 'A lot of it is from small businesses starting up, but we have had some big accounts from around the country changing to us.'

'We sat down and said, "we're going to be millionaires"...'

Maplin have managed to keep expanding steadily while others have drawn in their tentacles. How does Doug Simmons think they have achieved this?

'The change of catalogue had a lot to do with it, with the new sense of professionalism. Another thing was keeping up with the times. Some of our competitors have had a hard time when markets collapsed just as they invested in them. It could have happened to us if we hadn't got out of computers when we did. There's still a good trade in add-on bits, but overall it's dropping steadily.'

'Also, we've never really taken money out. I'm still on a working wage rather than a Director's wage. Everything has been reinvested in the business. Perhaps in a few year's time we can get the company on to the Stock Market to generate more capital, and we can take some of the profits out. The Unlisted Securities Market would be the first stage. We're a long way from that, yet, but we're still expanding. The shops do ever so well — 20% of retail and trade business is over the counter — so we're looking for two more sites at the moment. There's a new computer going in, because the old one is too slow now, and we'll be running Unix with C, instead of Extended Basic.'

When Simmons and Allan started, did they realise that their bedroom business would be a full-time living? 'Oh yes,' Simmons says immediately, 'We sat down and said "We're going to be millionaires," and we thought we'd still be sitting in the bedroom. We never thought of ourselves as managers.'

'We've fallen for all the pitfalls — most of them, anyway. We did lots of silly things, we despaired a few times.' Would they do it again? 'If I was at the same age, yes. Not again at my age. It can be very traumatic, and it affects your personal life. You have to be completely committed.'

'And it has got more difficult. You need a new angle, not necessarily a new idea, but a new way of approaching something. It's all been done now, hasn't it?'

Doug Simmons and I did not discuss the 'right' age for starting up a new business. The 'right' age is the age when you can see the new angle, and find the commitment. Right?

Amanda Hopkinson asks a few pertinent questions — starting with ‘Why begin in business?’

So you think you want to set up in business. Why? Because you can't stand another week of subsisting on the dole, odd jobs or redundancy money? Because the kid's granny or the workaholic-but-unemployed-DIY-maniac-next-door are driving you out? Or because being a cog in the wheel, servant to a master or exploited employee has lost its compensatory lustre?

Wrong answers, the lot of them, however commonplace. Wrong because they're negative, about knowing what you want freedom from not freedom for, and taking escapism as your prime motivation. Appropriate answers would be positive but not fantastical, showing a realistic awareness of the business world and a capacity for self-evaluation. A sense of independence needs to ride with a sense of responsibility, moral as well as financial.

If you don't believe your product or service is a thing of beauty or usefulness, it'll be all the harder to believe in its commercial viability. And as for yourself... you may be convinced of how healthy and hard-working you are already, but can you combine financial shrewdness with flexible management? The stolidity of an ox with the delicacy of a diplomat? A grasp of the necessary complexities of business life with the ability for simplifying priorities?

A BUSINESS-LIKE APPROACH

If the opening questions seemed appealing and the latter prissy, then perhaps setting up in business is not for you. Much better to find out beforehand with a bit of careful questioning and foresight than later, in some spectacular fiasco. And the first questions to ask yourself are, of course: Why? Why now? What do I want to put in to and get out of the project? Where do I see myself in six months, a year and five years time? (If the last answer involves stashing the loot away down in Malaga, you get a double disqualification.)

Get Rich Slow

For a start, getting-rich-quick is not necessarily an example of sound business sense. In the early years, your business is likely not to show a paper profit, since everything you make should be ploughed back into its development and expansion. Part of your realistic outlook is dropping the bit about the dazzling rise to rapid millionaire-dom: there's only one Richard Branson, but thousands of well-upholstered stock-brokers. If your devotion is to making a quick buck, maybe you should consider changing your line of enquiry.

On the other hand, no-one goes into business to lose money. A subsequent article in this series will examine the types of assistance available for obtaining and administering start-up capital and for handling the subsequent cash-flow. But before entering into the practicalities of business management, it's worth assessing your reasons for going into it, and ways of staying sane while you do.

Make a checklist of the qualities you imagine are necessary to your success. Tenacity, determination, commitment, common sense and tolerance should appear near the top. The ability to seek and take advice and to delegate competently need to feature in bold type. This means you need the humility to find recommended professionals to instruct you in fields you find boring or thought you knew all about already. Just because you personally undertook the conveyancing on

your house purchase, don't assume you don't need advice on how to set about obtaining business premises, or planning permission for a change of use of your home.

You will have to be prepared to figure out how you yourself are best used: Dynorod may be an expensive means of unblocking drains, but is it really the most profitable use of your skills to spend the morning with an arm jammed up the outflow?

Finally, if you can't delegate, then you need the constitution of a Martian or an angel, and so there will never be a holiday or an illness in your life. There's an arguable correlation here. The cemetery, as they say, is full of indispensable people — make sure you're not one of them.

Making Time

It's essential to plan, programme and organise your time with care. I'm instinctively opposed to theses such as that of James Noon, author of 'A Time', proposing that new business managers prepare themselves for a minimum 80-hour-a-week workload; for regular late week-nights at the office; and for bringing work home at weekends. This sounds like the perfect recipe for breakdown — on the part of the business person, his or her marriage and, sooner or later, the entire enterprise.

How do you evaluate arguing with the driver who delivered the wrong order, or trying to get through to directory enquiries?

The issue is to work out realistically what time is available to you after discounting that spent in sleeping, eating and travel to and from work. You may not be left with more than 12 out of every 24 hours. These can then be further divided into 'must', 'ought to' and 'renewal'

times, all three of which are equally important even when not of equal length.

The 'must' time might occur between 9am and 4pm — especially if, as with myself, you work from home and have school or nursery age children. The 'ought to' hours I use to catch up on work I may have been unable to do during 'must' time. These hours extend from after 8.30pm to — theoretically, at least — before 7.30am. Between 4pm and 8pm on weekdays and all of most weekends is time often taken up with family. This partly counts as 'renewal' time since at least some of it is delightful, but it's crucial to define a time for being alone.

This may sound strange counsel to someone whose principal problem of adaptation could be the isolation of becoming established as a sole trader after years of happily thronging along as one of the crowd. But it's important not to fall for the fallacy that 'a change is as good as a rest'. The maxim simply doesn't apply when you've emerged from the rut of routine work and to fill each evening and weekend with family picnics or swapping bar tales may give a transitory stimulus of companionship but doesn't relieve you of the responsibility of replenishing your own inner reserves.

Keep a record, if only for a day, and you'll be surprised at how much time gets wasted or spent on nondescript endeavours. (Well, how do you evaluate arguing with the driver who delivered the wrong order, or trying to get through to directory enquiries?)

Some of that time could be relocated to learning how to enjoy a walk alone, get into the lotus position, even how to practise relaxation or meditation techniques. If this sounds foreign to you, it's probably because there's an oriental theory underlying it. But we all know how well the Japanese succeed in their business enterprises, don't we?

ETI

USEFUL ADDRESSES

STARTING OFF... GET ADVICE!

Small Firms Service

The service operates a network of Small Firms Centres and helps both new and established businesses. They offer information, advice and training. They also publish useful booklets and a pack. If you are at the 'thinking' stage of setting up they will help and there's no limit on the type of business. They can also help to put you in contact with people in local authorities, government departments, and chambers of commerce. More complex and individual enquiries are dealt with by counsellors. They give three counselling sessions free and there's a nominal charge for subsequent sessions.

The London branch is at
Ebury Bridge House
Ebury Bridge Road
London SW1 8QD
Telephone 01 730 8451 or ring the operator and ask for Freephone 2444 or Freephone Enterprise.

Bristol 0272 294546
Birmingham 021 643 3344
Cambridge 0223 63312
Cardiff 0222 396116
Edinburgh 031 337 9229
Glasgow 041 248 6014
Liverpool 051 236 5756
Leeds 0532 445151
Manchester 061 832 5282
Newcastle 0632 325353
Nottingham 0602 5821205
Reading 0734 591733

Enterprise Agencies

They offer a variety of services to small firms on a free or subsidised basis. Their activities include training programmes, small firms counselling and promotion, advise on premises and a service to link small firms with new investors and partners. There are many agencies throughout England and space limits us to giving the London address only. If you experience difficulty finding your local Enterprise Agency contact your local council's Industrial Development Officer.

LENTA (London Enterprise Agency)
69, Cannon St.
London EC4N 5AB
(01 236 2676)

COSIRA (Council for Small Industries in Rural Areas)

This is an agency for the development commission which aims to help small firms in rural areas where the population is declining or disadvantaged. It offers help in areas of up to 10,000 population. Local information, professional consultancy and advice and training are offered. There is no charge for preliminary discussion with an organiser. The address below is for the central office in England. For Wales contact the Welsh Development Agency, Scotland the Scottish Development Agency and N. Ireland the Department of Economic Development.

141, Castle St.
Salisbury
Wiltshire SP1 3TP
(0722 336255)

Local Councils

What they do to help the development of small businesses varies. To find out what is

happening in your area talk to your council's Industrial Development Officer. The ways in which local authorities can help are:

Premises: Some develop disused buildings into seed bed premises, offering workshops for new business to use until they can expand and move out.

Advice and Information.

Loans and Grants: Some local authorities also provide loans and grants to certain types of new and small businesses.

Finance: Help with premises and advice is often available for Co-operatives.

ARC (Action Resource Centre)

This was set up in 1973 by a group of businessmen to research and demonstrate how business skills can be used to benefit the community. Since 1976 they have concentrated more on helping to create employment opportunities and work on selected projects. There are Action Research Centres throughout the country, to find out if they can help you contact the regional manager.

ARC (Greater London)
CAP House
3rd Floor
9-11 Long Lane
London EC1 9HD
(01 726 8987)

BSC (Industry) Ltd. (British Steel)

They concentrate on industrial regeneration in areas of steel closure. They have centred activity on providing small industrial workshops and offices. They also have a consultancy service to assist in examining the market viability of a business plan. They have access to special EEC funds and a detailed knowledge of UK grants. Their help is available to anyone setting up in one of the

SPECIAL PULL-OUT

designated areas.

British Steel Corporation (Industry) Ltd.
NLA Tower.
12, Addiscombe Rd.
Croydon CR9 3JH
(01 686 0366)

National Federation of Self-employed and Small Businesses

Membership £18 pa. The federation is a pressure group which acts on behalf of the self-employed and small business. Amongst other benefits, membership includes VAT tribunal representation, and defence in any Health and Safety prosecution.

32, St. Annes Rd.
West Lytham St. Annes
Lancashire FY8 1NY
(0253 720911)

Alliance of Small Firms and Self-employed people.

Membership £15 pa. For additional fee, insurance is available in the event of legal prosecution in relation to business activities. Advice on VAT, company law, planning legislation, tax and insurance.

33, The Green
Calne
Wiltshire SN11 8DJ
(0249 817003)

Small Firms Information Service

British Institute of Management
Parker St.
London WC2B 5PT

The Small Business Bureau

Membership £15 pa. Gives you access to an advisory service and a copy of its monthly newspaper 'Small Business'.

32, Smith Square
London SW1P 3HH
(01 222 9000)

Ideas and Resource EXchange (IREX)

A computer-based exchange which offers members a service through which they can offer or seek ideas, finance, skills etc.

Snow House
103, Southwark St.
London SE1 0JF
(01 633 0424)

Paul Bogle Enterprise Trust

Helps new black businesses. Advice on finance, training and help with accountancy, advertising, tax and law.

189, Kentish Town Rd.
London NW5 2JU
(01 267.6476)

UK-Caribbean Chamber of Commerce, Business Advisory Service

99, Stoke Newington Church St.
London N16 0UD
(01 254 4532)

Project Fullemployment

Self-employment resource centre for those who want to work for themselves. Tutorials and one-to-one advice as well as use of resources.

Unit 120
31, Clerkenwell Close
London EC1 0AT
(01 251 4083)

Head Start in Business

A scheme to help young people set up in business.

Robert Hyde House
48, Bryanston Square
London W1H 7LN
(01 723 4075)

Manpower Services Commission

Operates Youth Training Schemes and similar work experience programmes.

Head Office:
Moorfoot
Sheffield S1 4PQ
(0742 753275)

The Small Firms Technical Information Service

The production Engineering Research Association operates this service for the Department of Industry. Ring PERA (0644 64133 ext. 444) for more details.

The Technology and Innovations Exchange Ltd.

Aims to bring together inventors and developers of new products and those with the money and technical expertise to support them. Inventors contact the company with their idea which is assessed by legal and technical experts. If an idea is accepted it is placed on the TIE listing.

TIE Listings
13 Golden Square
London W1
(01 734 8341)

Exchange Resources

An agency dedicated to helping firms and individuals working in non-military areas of electronics and computing. For details of annual fee etc., write or phone:

Townsend House
Green Lane
Marshfield
Nr. Chippenham
Wiltshire SN14 8BR
(0225 891710)

CO-OPERATIVES

National Co-Operative Development Agency

Represents the interests of the co-operative sector and offers advice and information. Local CDAs can offer a variety of services. They can offer assistance with finding premises, developing your business plan, drawing up a structure for your co-op and advice on funding and grants. Your local town hall can give you information, or contact:

Broadmead House
21, Pantons St.
London SW1 4DR
(01 839 2988)

Industrial Common Ownership Movement (ICOM)

Advice available on all aspects of running a common ownership business is available through ICOM. It can provide 'tailor made' constitutions and has a network which contains lawyers and accountants. It also organises a database of workers' co-ops and has training schemes.

The Corn Exchange
Leeds LS1 7BP
(0532 461737/8)
London ICOM
7, Bradbury St.
London N16
(01 249 2837)

ICO Womens' Link Up

For women in co-ops.
City Road
London EC1
(01 837 7020)

Industrial Common Ownership Finance

Formed by ICOM but now operating independently it provides short to medium term loans.

4, St. Giles St.
Northampton NN1 1AA
(0604 37563)

The Co-operative Union

The Co-operative College is based here and courses are run. Full time and part time education secretaries of the union are available for advice and help and are based throughout England.

Education Department
Stanford Hall
East Leake
Loughborough
Leicestershire LE12 5QR
(050982 2333)

Greater London Enterprise Board (GLEB)

GLEB may offer assistance and investment capital but only in cases where the group have already prepared a business plan. A local CDA may help with this.

Co-ops Unit
Structural Investment Division
63-67 Newington Causeway
London SE 6BD
(01 403 0300)

Mutual Aid Centre

Research and development work on Co-ops.
18, Victoria Park Square
Bethnal Green
London E2 9PF
(01 980 6263)

Job Ownership Ltd. (JOL)

JOL is an independent non-profit making consultancy unit for the promotion of worker owned businesses.

9, Poland St.
London W1.
(01 437 5511)

Co-operative Advisory Group

272-276, Pentonville Rd.
London N2 9JY
(01-833 3915)

Community Accountancy Services

An accountancy service for co-ops.

The Works
105A, Torriono Avenue
London NW5 2RX
(01 482 2866)

Registry of Friendly Societies

Information about legal requirements of forming a co-op.

15-17, Great Marlborough St.
London W1V 2ZX
(01 437 9992)

Assistant Registrar of Friendly Societies

58, Frederick St.
Edinburgh EH 2NB
(031 226 3244)

Each month we'll bring you more useful addresses to create your own directory of opportunities.

(List compiled by C.M. Herman).

ETI

ETI OCTOBER 1986

SUPER HY-LIGHT STROBE KIT

Designed for Disco, theatrical uses, etc.

Approx. 16 joules. Adjustable speed. Price £46 + £2 p&p (Total inc. VAT £54.95). Case and reflector price £17 + £2 p&p (Total inc. VAT £21.95). Footscap SAE for further details including Hy-Light and Industrial Strobe Kits

ULTRA VIOLET BLACK LIGHT FLUORESCENT TUBES

4ft 40 watt £11.44 (£12.00 inc VAT)
2ft 20 watt £7.44 (£7.99 inc VAT)
12in 10 watt £6.50 + 75p p&p (£7.19 inc VAT)
12in 8 watt £4.50 + 75p p&p (£5.04 inc VAT)
9in 6 watt £3.60 + 50p p&p (£4.12 inc VAT)
6in 4 watt £3.30 + 50p p&p (£4.18 inc VAT)



230V AC Ballast Kit for either 6in, 9in or 12in tubes £5.50 p&p 55p (£6.05 inc. VAT)

For 12in & 18in. Tubes £8 p&p 75p (£7.76 inc. VAT).
For 12V DC op 12in & 18in tubes only £5.50 p&p 75p (£7.18 inc. VAT)

175 WATT SELF-BALLASTED BLACK LIGHT MERCURY BULBS.
Available for either B Cor E fitting, price £14 + p&p £1.25 (total inc. VAT £17.54)

400W UV LAMP & BALLAST complete — £56.80 + £3.50 (169.35 inc. VAT)
400W UV LAMP only, £28 + p&p £2.50 (£35.08 inc. VAT)

ROBOT ENTHUSIASTS

EBCAP precision Swiss-made ironless rotor, 8V DC geared Motor with 70:1 gearbox. 8V DC — 1.6 r.p.m. 3V/8r.p.m. amazing power; no load current; only 10 ma. approx. Size: 4 x 2 cm. Equipment, tested and guaranteed. ONLY £4.50 + 50p p&p (total inc. VAT £5.75).

SOLID STATE RELAY

Single make will switch up to 250V, A.C. 10 amps. Recommended operating voltage 8 28V, D.C. but will work at less than 5V D.C. silent, contactless, opto isolated. Suitable for use with T.T.L. Logic for switching mains voltage. Mfr. by Telebyte. Offered at fraction of mfrs. price: £3.00 + 45p p&p (total inc. VAT £3.97). N.M.S.

MICRO-SWITCH

Roller, Lever, types from stock.
Button type 10amp d/o contacts. £8.99 for 10 post paid, inc. VAT.

12/24V DC CENTRIFUGAL BLOWER
0.4A producing 30 cu.ft. £7.99 + £1.00 p&p — total inc. VAT £8.78. N.M.S.



COOLING OR EXTRACTOR FAN

Quiet smooth running. Size 4 1/2 x 4 1/2 x 1 1/2. Supplied for 240V AC operation. Price £15.75 + £1 p&p — total inc. VAT £7.75 N.M.S.

24V DC SOLENOID VALVE mfr by Sperry
Vickers, Switz. Orif. 3/32in brass body, designed for air, gas and water £8.50 + £1.00 p&p (£10.93 inc. VAT)

240V, A.C. SOLENOID VALVE. Designed for Air/Gas at 0.7. Water 5 psi. Inlet-outlet 1/2". Forged-brass body. Manuf. Dewaswitch Asco. Price: £6.50 + £1.00 p&p. (£8.63 inc. VAT) N.M.S.

VARIABLE VOLTAGE TRANSFORMERS

INPUT 230, 240V a.c. 50/60 OUTPUT a.c. 250V
200W, 1A Max. £19.50
0.5KVA 272A Max. £22.00
1KVA 5A Max. £31.00
2KVA 10A Max. £45.00
3KVA 15A Max. £59.00
5KVA 20A Max. £75.00
10KVA 30A Max. £105.00
15KVA 45A Max. £190.00
£285.00



3-PHASE VARIABLE VOLTAGE TRANSFORMERS

Dual input 200-240V or 380-415V. Star connected
3KVA, 6KVA, 10KVA, available. Phone for details.
Comprehensive range of TRANSFORMERS L.T., ISOLATION & AUTO (110-240V). Either cased with American socket and mains lead or open frame type available for immediate delivery. Leaflet on request

SPECIAL OFFER, A.C. CAPACITORS

1.5 mfd. 440V.	2.00	5 mfd. 450V.	£4.00
1.8 mfd. 275V.	1.50	5.3 mfd. 160V.	1.50
2 mfd. 440V.	2.50	5.4 mfd. 280V.	2.00
4.1 mfd. 440V.	3.50	6 mfd. 680V.	4.00

P&P up to 4.7 mfd. 50p. Over 75p. VAT to be added to total. N.M.S.

MOTOR START CAPACITORS

90 mfd. 350V.	£4.00
200-250 mfd. 110/150V. rms	£2.00
400-500 mfd. 150 rms	£2.00

P&P 75p VAT to be added to total. N.M.S.

EPROM ERASURE KIT

Why waste money? Build your own EPROM ERASURE for a fraction of the price of a made-up unit. Complete kit, pair of leads, 12.8 watt 2537 Angat. Tube. Ballast unit, parts of 10-pm leads, Neon indicator, safety microswitch, on/off switch and circuit.
LESS CASE: Price £13.00 + 75p p&p (Total inc. VAT £16.50)
Warning: Tube used in this circuit is highly dangerous to the eyes. **UNUS!** must be fitted in suitable case.

12V D.C. BILGE PUMPS

500 GPH 16ft. head, 3amp. £9.50 + £1.00 p&p (£12.08 inc. VAT)
700 G.P.H. 18ft. head, 3.5amp. £11.50 + £1.50 p&p (£14.95 inc. VAT)
1750 G.P.H. 19ft. head, 5amp. £15.00 + £1.75 p&p (£19.25 inc. VAT).



FROM STOCK AT PRICES THAT DEFEAT COMPETITION

AC GEARED MOTORS	C.F. BLOWERS
DC MOTORS SMALL	AC CAPACITORS
MICROSWITCHES	STROBE KITS
RELAYS	FLASHLIGHTS
REED SWITCHES	CONTACTORS
SOLENOIDS A.C. or D.C.	SYNCHRONOUS MOTORS
PROGRAMME TIMERS	

WRITE/PHONE IN YOUR ENQUIRIES

A.C. CAPACITOR. 160F-900V. A.C. 50/60Hz. Ideal power factor correction, etc. 9 1/2 x 6 x 4 1/2 ins. Vt. 7 1/2 Kg. Price: £12.00 + £3.00 p&p. (£17.25 inc. VAT). N.M.S.

Superior Quality Precision Made NEW POWER RHEOSTATS



New ceramic construction, heavy duty brush assembly, continuously rated.

25 WATT 5/10/25/50/100/150/250/300/500/1K0
1.5K0 £4.25 + 30p p&p. (£5.23 inc. VAT)
50 WATT 25/50 £8.50 + 50p p&p (£9.05 inc. VAT)
100 WATT 1/5/10/25/50/100/250/500/1K0/1.5K0/2.5K0/3.5K0
£10.25 + 75p p&p (£12.05 inc. VAT)

Black Silver Skirted Knob calibrated in Nos 1-9. 1 1/8 in. dia. brass bush ideal for above Rheostats 36p ea + VAT.

INSULATED TESTERS NEW!

Test to I.E.E. Spec. Rugged metal construction suitable for bench or field work on stand optional clutch. Size L 8in., W 4in., H 6in., weight 6lb. 500V. 500 megohms. £49 p&p £2 (£58.65 inc. VAT).

GEARED MOTORS

5 rpm 240V AC mfr by Carter, £8.05 £1 p&p (£9.11 inc. VAT) N.M.S.
20 rpm 115V AC Synchronous, torque approx 800in £28.80 + £4 p&p (Total inc. VAT £37.80) N.M.S.

TRANSFORMER 240V operation, £15 + £2.00 p&p (Total inc. VAT £17.00)
20 rpm Torque 200 m reversible 1/20th hp 110V AC Price £9.50 + p&p £1.80 (Total inc. VAT £12.30)

Suitable TRANSFORMER for 230 240V AC operation Price £5.20 + p&p £1.40 (Total inc. VAT £7.30) N.M.S.

30 rpm GEARED MOTOR Torque 350in. m reversible 1/15V AC inc. start capacity. Price £11.85 + p&p £2.00 (Total inc. VAT £16.85). N.M.S.

Suitable TRANSFORMER 230V AC operation. Price £5.20 + 50p p&p (£5.86 inc. VAT)

100.7 rpm 65lb in reversible 1 1/5 volt AC price £30.00 p&p £4.50 (Total inc. VAT £39.00)
Suitable TRANSFORMER for above £90 p&p £1.50 (£13.22 inc. VAT)

157 rpm 240V 1/22 hp. continuously rated REVERSIBLE 50lb in g motor by Weynmetra New! Ideal for garage doors, curtains etc. ONLY £14.00 + £2.00 p&p (incl. VAT £18.40), inclusive capacitor.

71 rpm Torque 100 m reversible 1/20th hp 110V AC motor Price £9.50 + £1.80 p&p (Total inc. VAT £13.30)
Suitable TRANSFORMER for 230-240V AC operation Price £5.20 + £1.40 (Total inc. VAT £7.30) N.M.S.

24V DC 200 rpm 10lb in mfr. by Carter. Ex-equip. tested. £8.90 + £1.50 p&p (Total inc. VAT £14.90)

230/240V AC SYNCHRONOUS, 2 rpm, 6 rpm, 6 rev per day. Any type £4.80 + 50p p&p (Total inc. VAT £5.30)

CHECK METER

230/240 AC 40 amp, fully reconditioned £7.80 + £1.75 p&p (Total inc. VAT £10.84)

SANGAMO WESTON TIME SWITCH

Type 2281 200/250 A.C. 2 on/2off every 24 hours. 20 amps contacts with override switch. Diameter 4" x 3". Price £8.50 + £1.50 p&p (£12.05 inc. VAT & p&p). Also available with solar on R&T. Other types available from stock. N.M.S. New Manufacturers' Surplus R&T. Reconditioned and tested. Goods normally despatched within 7 days.

Ample parking space
Showroom open
Monday-Friday



SERVICE TRADING CO

57 BRIDGMAN ROAD, CHISWICK, LONDON W4 5BB. Tel: 01-995 1560

ACCOUNT CUSTOMERS MIN. ORDER £10

Personal callers only. Open Saturdays
9 Little Newport Street
London WC2H 7JJ
Tel: 01-437 0576

KESTREL ELECTRONIC COMPONENTS LTD.

* All items guaranteed to manufacturers spec.
* Many other items available.
'Exclusive of V.A.T. and Post and Package'

74LS00	1+ 50+	74LS273	1+ 50+	2716	1+ 50+
74LS04	13 12	74LS373	46 42	27C64	2.70 2.50
74LS08	15 13	74LS374	48 45	2764-250	3.50 3.00
6502	3.30 2.80	74LS353	65 45	27128-250	1.90 1.80
6522	3.30 2.80	74LS541	45 35	27258-250	2.10 2.00
74LS138	30 25	8155	1.50 1.30	27256-250	3.70 3.30
74LS139	30 25	8251	1.50 1.30	8116LP-3	1.30 1.15
74LS157	27 24	8253	1.50 1.30	8284LP-15	2.30 2.10
6551	4.50 4.00	8255	1.50 1.30	4164-15	0.90 0.75
6532	4.50 4.00	6809	3.80 3.50	41256-15	2.20 2.00
LM324	23 20	6821	1.40 1.25	280ACPU	1.40 1.00
74LS240	50 42	6850	1.50 1.25	280ACTC	1.50 1.10
74LS244	48 45	4 meg Xtels	70 55	65256AP	11.00 11.00
74LS245	50 43	6 meg Xtels	70 55	62256AP-15	23.00 23.00
				27512-250	15.00 15.00

All memory prices are fluctuating daily, please phone to confirm prices.

178 Brighton Road,
Purley, Surrey CR2 4HA
Tel: 01-688 7522

If an advertisement is wrong we're here to put it right.

If you see an advertisement in the press, in print, on posters or in the cinema which you find unacceptable, write to us at the address below.

The Advertising Standards Authority. ✓

ASA Ltd, Dept 3 Brook House, Torrington Place, London WC1E 7HN

RALFE ELECTRONICS

10 CHAPEL STREET, LONDON NW1 5DN. TEL: 01-723 8753

OSCILLOSCOPES

TELEQUIPMENT D67 dual trace 25MHz	£225
TELEQUIPMENT D1016 dual trace 15MHz	£200
TELEQUIPMENT D63 3-trace 15MHz	£225
TEKTRONIX 422 dual trace 35MHz	£350
TRIO CS-1830 dual trace 30MHz	£350
TELEQUIPMENT DM53A 10MHz storage	£225
TELEQUIPMENT D66A dual trace 15MHz	£200

TEST & MEASUREMENT EQUIPMENT


PHILIPS wow & flutter meter PM6307	£325
STC attenuators DC-1MHz 0-100db	£20
ROHDE & SCHWARTZ Polyscop	£100
STODDARD NM52A Interference receiver	£250
HEWLETT-PACKARD Analyser 8551B/851B	£1500
MARCONI TF144H/4 signal generator	£75
MARCONI TF868 universal bridge	£50
MARCONI TF995A/5 AM/FM sig/gen to 220MHz	£150

In stock, too numerous to list, a large range of other test equipment, power supplies, voltage stabilisers, computer equipment, etc. etc. All goods sold + VAT please. Many bargains for callers. ALL ITEMS GUARANTEED 90 DAYS

RACK MOUNTING CABINET

* Suitable for instruments, high quality amplifiers and many other purposes * Black anodised aluminium front panel enhanced with two handles * Aluminium version, wholly made of black anodised aluminium sheets * Metal version, rear box is manufactured from steel painted in black with aluminium front panel. Customer who requires further details, please send SAE.

Panel Size W H (inch)	Rear Box W H D	Price Steel	AL
19x2.5	17x2x10	22.50	27.50
19x3.5	17x3x10	24.50	29.50
19x5.25	17x5x10	26.50	31.50
19x3.5	17x3x12	25.50	30.50
19x5.25	17x5x12	27.50	32.50
19x5.75	17x5x12	28.50	33.50
17x2.5	15.5x2x9	16.50	20.50
17x3.5	15.5x3x9	17.00	
19x3.0	17x2.5x10		20.50
19x4.0	17x3.5x10		19.50
19x4.0	17x3.5x12		22.50



* Discontinued sizes, special price valid while stock last. Please add £3.00 P/P for the first item and £1.50 for each additional item. Quantity discount available. A limited quantity of electronic kits at give away prices. SAE for details.

Mail order only. To order send cheque/postal order, 7 days for cheque clearance.

T J A DEVELOPMENTS

53 Hartington Road, London E17 8AS.

FIELD ELECTRIC LTD

Plastic Boxes 76x100x40 m/m 4 for **£5.50** inc c/p or **£1.00** each inc c/p 6 for **£5.50**
 Die Cast Ali - Boxes 114x54x30 m/m **£2.50** inc c/p
 Stepper Motors 4.5v 1-4A 2° Deg - Steps - Sanyo Step Syn **£8.60** inc c/p
 P.C.B. 9x2532JL45 Eproms 4Kx8Bits. New **£12.95** inc c/p
 12V.D.C. Audible warning device. Single tone solid state **£1.75** works from 6UDC
 Cherry ASCII code Qwerty keyboards. New **£12.50** c/p 1.50
 230V.A.C. 3P c/o 5amp contacts relays. c/w base **£2.50** inc c/p
 Copper clad boards, epoxy glass, single & double side new.
 Single sided 508x380x3 m/m No 1 **£7.95** inc c/p
 457x305x m/m No 2 **£7.95** inc c/p Euro card size
 380x254x3 m/m No 3 **£6.75** inc c/p
 254x177x1.5 m/m No 4 **£2.70** inc c/p
 178x126x1.5 m/m No 5 **£1.70** inc c/p
 Double sided 508x380x3 m/m No 6 **£8.55** inc c/p
 457x305x3 m/m No 7 **£8.45** inc c/p
 380x254x1 m/m No 8 **£6.25** inc c/p
 Sonnenschein A200 Dryfit Batts - New & boxed 12V.D.C. 5.7Ah
 Charging volts 13.8v mas A.B.S. case **£16.95** inc c/p
 Bardic/Chloride safety handlamp c/w sealed Alkaline battery charger pack
 24V.D.C. input. New & boxed **£38.25** inc c/p
 Power supplies all 240V.A.C. input, unless stated
 P.C. card PSU, 5v 1A regulated 107x100 m/m new **£6.50** c/p 1.00
 Gould switch mode 5v 20A 603x87x105 m/m **£14.95** c/p 2.75
 Gould Linear PMA 4712v 3A P.S.U. **£15.00** c/p 2.75
 Coutant linear P.S.U. new & boxed data G.P. series 15-18v 10A **£46.00** inc c/p
 AC. DC. 24v 4.8A linear P.S.U. new & boxed 227x123x70 **£19.95** c/p 3.50
 Farnell fan cooled, switch mode & 5v 10A - 5v 1A & 12v 3A - 12V 1A **£28.00** c/p 2.75
 Gould 24V 15A switch mode new & boxed data 215x72x89 **£57.50** c/p 2.75
 Voltex Co 12V 1.5A & 5V 30A - 12V 10A linear 17x14x43" new **£38.00** c/p 5.50
 Lambda Linear 20V 5.2A 225x120x65 m/m **£25.00** c/p 2.75
 Lambda metered PSU 0.40V 0.3A **£125.00** c/p 6.00
 Transformers all 230VAC PRIM 12-0-12v 2Ax2 **£3.50** inc c/p
 6-0-6V 20A **£23.00** inc c/p - 9-0-9V 1A **£2.50** inc c/p - Woden 11V 80A **£40.00** inc c/p
 Woden 27V 30A c/p Please ring - 12-5-0-12-5V 750 M/A 7-0-7V/A **£3.75** inc c/p
 Test equipment, Philips type PM 3212 dual Trace O'scope 25MHz **£350.00**
 Venner digital counter/timer 7737A 1000 Mhz **£150.00** c/p 4.50
 Advance Inst TC9A 32MHz Timer Counter **£85.00** c/p 4.50
 Tektronix Type 7B80 Time Base **£400.00** c/p 6.00
 7A12 Dual Trace amp **£275.00** c/p 6.00
 DM502 Digital Multimeter **£60.00** c/p 6.00
 DC504 Counter Timer **£85.00** c/p 6.00
 454 O'scope 150MHz dual trace delay sweep **£529.00**

New Manufactures surplus electronic fuel protection systems runs from 9V.D.C. c/w sensors. Control Box - cables ideal for boats - central heating, detects water in fuel. 1 Tank systems **£20.00** 4 Tank systems **£35.00**. Supplied with sensors & installation data.

FIELD ELECTRIC LTD
 3 SHENLEY ROAD, BOREHAMWOOD, HERTS, **VE5A**
 01-953-6009.

Official orders, overseas enquiries welcome, telephone orders accepted. Please ring for c/p details, not shown. Test equipment carries warranty. All prices inc 15% VAT unless stated.

Open Mon-Sat. 9am-5pm Thurs. 9am-1pm

Unit 38, St. James Industrial Estate, Westhampnett Road, Chichester, West Sussex PO19 4JU
 Telephone: National 0243 771748 International +44 243 771748 Telex: 869362 ATEC G

COMPARE OUR PRICES!! THEN DECIDE

BRIDGE RECTIFIERS			
3A/50V	28p	3A/200V	33p
3A/400V	38p	3A/600V	44p
6A/100V	70p	6A/400V	78p
10A/200V	1.85	10A/600V	2.65
25A/200V	2.00	25A/600V	2.95

DIP SWITCHES			
1 way	30p	2 way	50p
4 way	65p	6 way	70p
8 way	80p	10 way	1.30

DIL SOCKETS		
	Double Face Wipe	Turned Pin
8 way	4p	16p
14 way	7p	28p
16 way	8p	32p
18 way	9p	36p
20 way	10p	40p
22 way	12p	44p
24 way	13p	48p
28 way	14p	56p
40 way	19p	80p

ZIF DIL SOCKETS		
24 pin	4.65	with detachable lever 28 pin 6.10

BUZZERS		
12 volt 70 dB	1.10	6 volt 80 dB 50p
1-28 volt 60/90 dB	2.00	2-3 volt 85 dB 70p

Also available High Output Types - up to 110 dB

ENCLOSURES	
Beige ABS Cases 100 x 120 x 40 mm - Four part snap together assembly	3.99

CONNECTORS			
Turned Pin .1 Sockets			
S.I.L. 36 way	90p	D.I.L. 72 way	1.80
Pin Headers - Tin	63p	D.I.L. 72 way	1.26

CABLE ASSYS & WIRE	
Centronics to 34 way IDC	5.00
Phono to Phono with 2 mtrs cable	1.00
Phono to Co-Ax 75 ohm with 2 mtrs cable	1.20
7/0.2 and 16/0.2 - Various Colours - Reeled or cut to length	

Please add £1 to all cash orders to cover P & P.
 All prices are exclusive of VAT. Please add 15% to cash total inc. P & P.
THIS IS A SMALL SELECTION OF OUR ENORMOUS RANGE OF ACCESSORIES
SEND SAE FOR OUR COMPREHENSIVE CATALOGUE

AFFORDABLE ACCURACY

Quality Multimeters from



Cirkit
 A comprehensive range of Analogue and (Pushbutton or Rotary Switched) Digital Models

ANALOGUE

HM-102BZ - 10ADC Range, 20kΩ/VDC.
 Buzzer, Battery Test Scale £12.50
 19 measuring ranges
 HM-102R - Low end voltage & current ranges. Jack for Audio c/p voltages ... £11.00
 20 measuring ranges
 HM-101S - Rugged, Pocket sized meter, for general purpose use £7.50
 16 measuring ranges

Battery, Test Leads and Manual included with each model.

Please add 15% for VAT and 70p for p&p

DIGITAL

HC-7030
 0.1% Accuracy. Standard Model £39.50
 HC-6010
 0.25% Accuracy. Standard Model £33.50
 HC-5010T
 0.25% Accuracy. TR Test Facility £39.50
 DM-105
 0.5% Accuracy. Pocketable £21.50

All models have full functions and ranges and feature: 3 1/2 digit 0.5" LCD display - low battery indication - auto zero & auto polarity - ABS plastic casing - DC AC 10amp range (not DM-105) - Overload protection on all ranges - battery, spare fuse, test leads and manual

Full details and specification from:

Cirkit Distribution Ltd

Park Lane, Broxbourne, Herts, EN10 7NQ
 Telephone (0992) 444111 Telex 22478

TRADE ENQUIRIES WELCOME

MAIL ORDER ADVERTISING

British Code of Advertising Practice

Advertisements in this publication are required to conform to the British Code of Advertising Practice. In respect of mail order advertisements where money is paid in advance, the code requires advertisers to fulfil orders within 28 days, unless a longer delivery period is stated. Where goods are returned undamaged within seven days, the purchaser's money must be refunded. Please retain proof of postage/despatch, as this may be needed.

Mail Order Protection Scheme

If you order goods from Mail Order advertisements in this magazine and pay by post in advance of delivery, Argus Specialist Publications Ltd will consider you for compensation if the Advertiser should become insolvent or bankrupt, provided:

- (1) You have not received the goods or had your money returned; and
- (2) You write to the Publisher of this publication, summarising the situation not earlier than 28 days from the day you sent your order and not later than two months from that day.

Please do not wait until the last moment to inform us. When you write, we will tell you how to make your claim and what evidence of payment is required.

We guarantee to meet claims from readers made in accordance with the above procedure as soon as possible after the Advertiser has been declared bankrupt or insolvent (up to a limit of £2,000 per annum for any one Advertiser so affected and up to £6,000 per annum in respect of all insolvent Advertisers. Claims may be paid for higher amounts, or when the above procedure has not been complied with, at the discretion of this publication but we do not guarantee to do so in view of the need to set some limit to this commitment and to learn quickly of readers' difficulties).

This guarantee covers only advance payment sent in direct response to an advertisement in this magazine (not, for example, payment made in response to catalogues etc., received as a result of answering such advertisements). Classified advertisements are excluded.

AUDIO ANALYSER


A multiplexing circuit drives the display on this useful audio accessory of considerable educational value.

The drawbacks of top notch analysers are that they cost more than most hi-fi systems, and are not really the type of equipment that many people would build or buy if (as is likely) they will need them no more than occasionally. On the other hand, a relatively simple type can be built at reasonable cost, and represents an interesting and useful constructional project. The unit described in this article is a straightforward design which has an eight bargraph display with ten LEDs per bargraph and logarithmic scaling. Each bargraph corresponds to an audio band approximately one octave wide. In order to reduce the cost and complexity of the unit the display is a multiplexed type having just a single bargraph driver, but this does not compromise results in any way. This section of the unit could easily act as the basis for other projects which require a multiple bargraph display.

System Operation

At the input there is a high gain amplifier which enables the unit to be fully driven from practically any microphone, including low and medium impedance dynamic types, and crystal microphones. The sensitivity is adjustable, and it can be backed off to the point where the unit will operate properly with line level input signals.

Eight bandpass filters are used



The audio analyser

to split the amplified signal into octave bands (actually each band has to be marginally more than one octave in order to cover the full audio range in eight bands). The blocks marked as bandpass filters in Fig. 1 also provide rectification and smoothing so that the output signals are DC levels proportional to the AC input. In common with other types of audio level indicator, the smoothing circuit has a fast attack time of a few milliseconds, and a slow decay time of a few seconds. This gives a stable and easily read display, and it also ensures that brief transients do not pass unnoticed.

An eight-way analogue switch is used to feed the DC signals through to the input of the bargraph driver one at a time, and is continuously cycled by a clock oscillator at over 100Hz via three stages of a seven-stage binary counter.

Multiplexing the input signal is only half the problem solved, and the eight bargraphs must somehow be driven from the single bargraph driver. They must also be synchronised properly with

the analogue switch so that each analogue input consistently drives the right bargraph.

This is achieved by driving the cathodes of the bargraphs from a one-of-eight decoder which provides a path to the negative supply for one bargraph at a time and is itself driven from the same clock used for the analogue switch. A common reset pulse for the binary counter and the one-of-eight decoder sets them at a predictable and repeatable starting point, so that each channel always drives the appropriate bargraph.

Construction

Apart from the input socket, mains transformer and controls, the components are all fitted on to four PCBs. The display driver and filter boards (Figs. 2 and 3, respectively) are the two most complex boards, but offer little out of the ordinary as far as construction is concerned. Bear in mind that ICs 2, 3 and 4 on the display card are CMOS types, and require normal antistatic handling precautions. IC1 is not a particularly cheap device, and it is worthwhile fitting this on a socket even if none are used for the other non-MOS types.

There is a complication with the filter board in that some components are repeated in each filter, and appear on the board in eight different locations. These components have been given numbers on the overlays to indicate which channel they are in, and channel 1 is the lowest frequency channel.

Table 1 indicates the value of the filter components themselves which vary from channel to channel. To avoid confusion over the right quantities, the parts list shows the total number of each value or type required in brackets, while Table 1 lists the components not individually itemised in the parts list.

Details of the power supply board are shown in Fig. 4. Fuse FS1 is mounted on the board in a pair of 20mm fuseclips, and you should

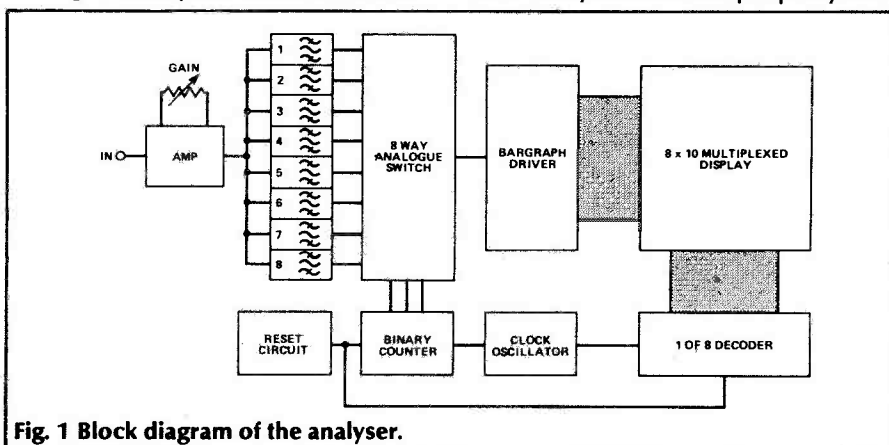


Fig. 1 Block diagram of the analyser.

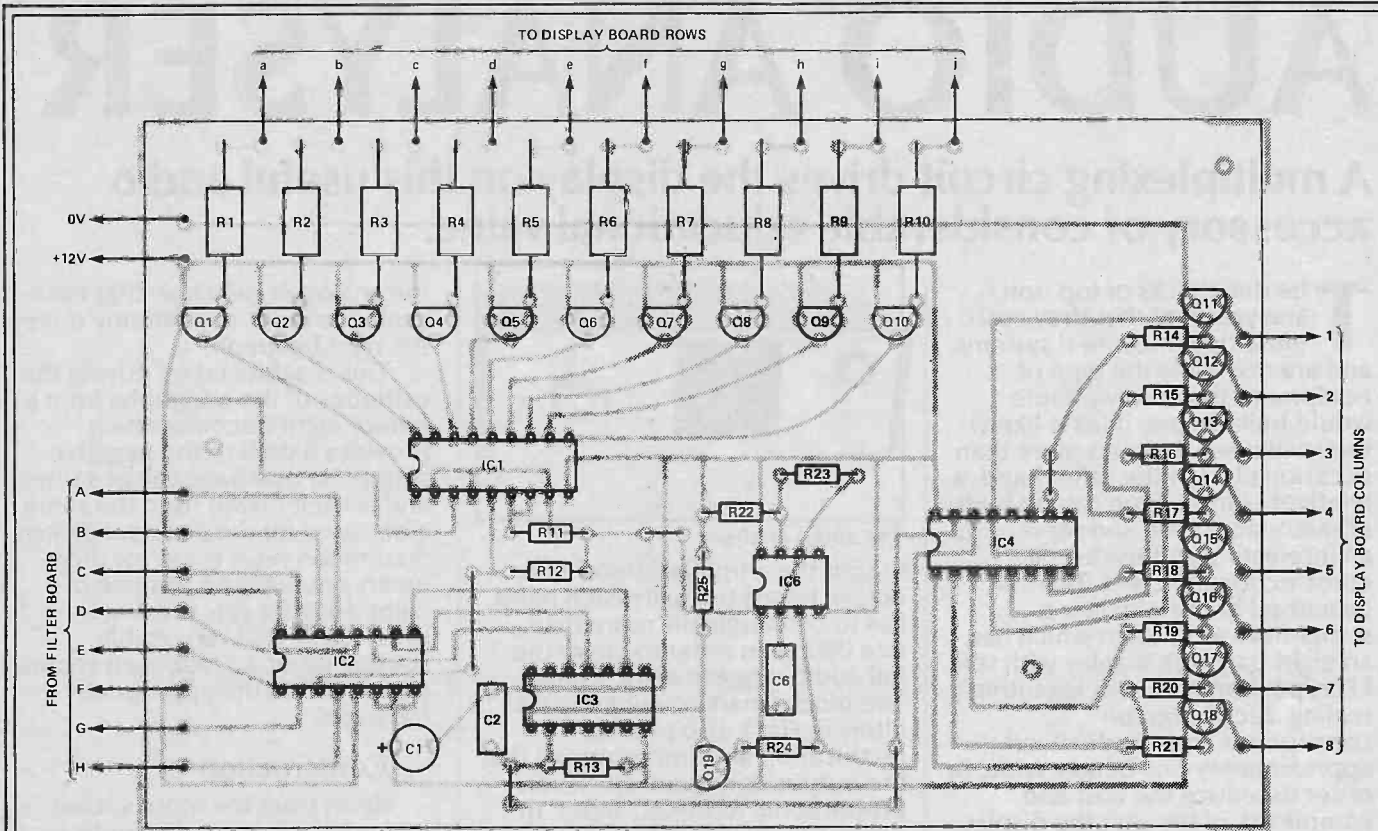


Fig. 2 Component overlay for the display driver board (clock included)

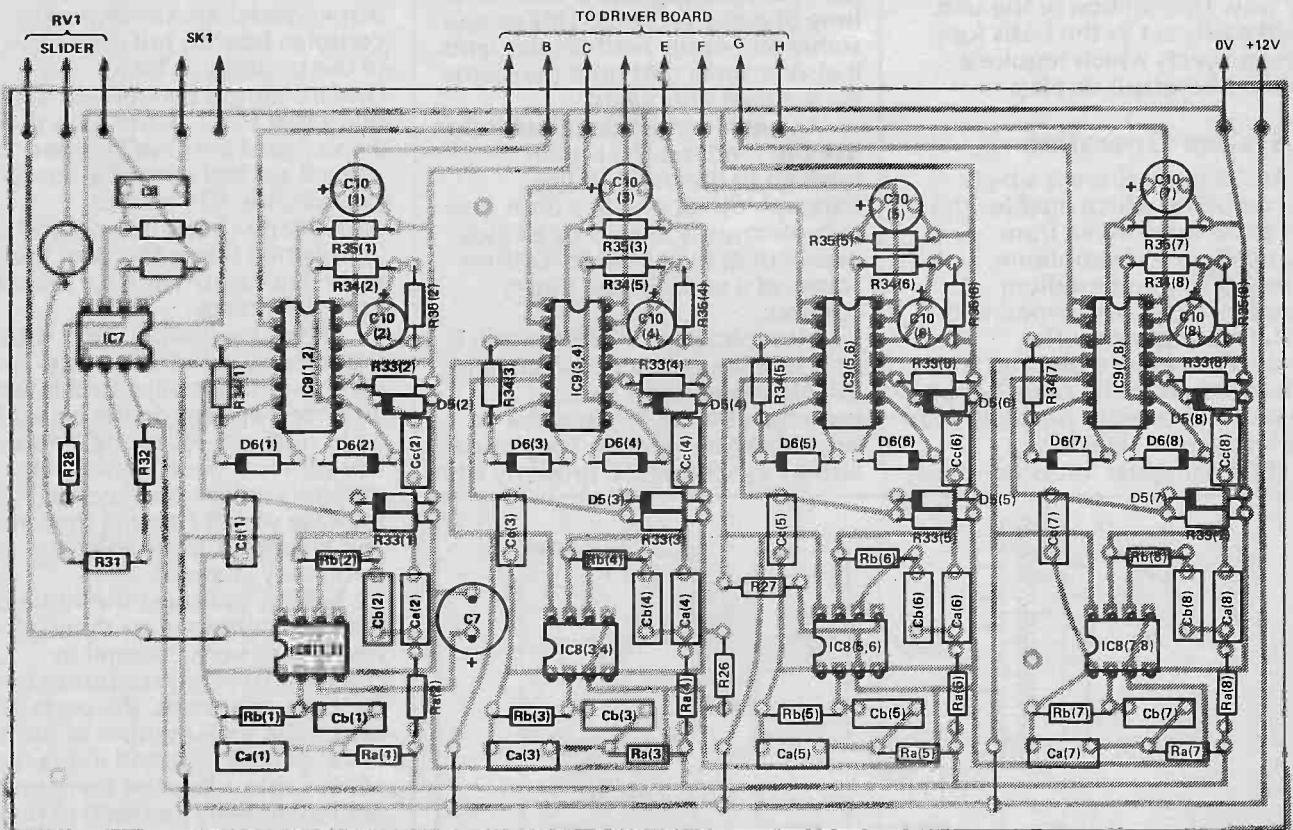


Fig. 3 Component overlay for the filter board (note the number of repeated components).

PROJECT: Audio Analyser

PARTS LIST

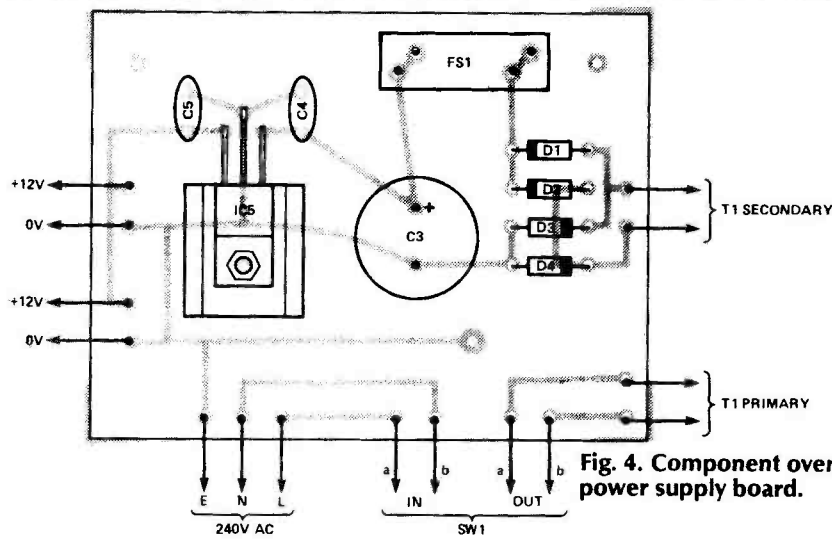


Fig. 4. Component overlay for the power supply board.

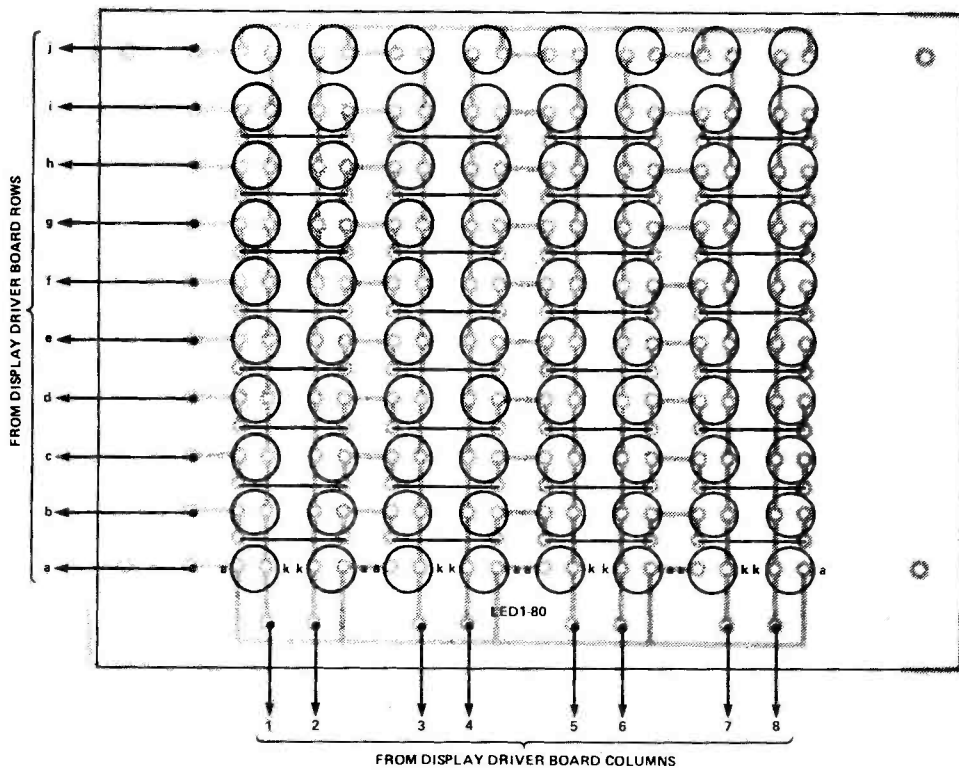


Fig. 5. Component overlay for the LED display.

RESISTORS (all 0.4W 1% metal film unless stated)

R1 - R10	180R 1W 5% carbon (10 off)
R11, 12, 23, 24, 30	18k (5 off)
R13	100k
R14 - R21	1K0 (8 off)
R22	4k7
R25	3k9
R26, 27	3k3 (2 off)
R28, 31	10k (2 off)
R29, 32, 35	1M0 (10 off)
R33	220k (8 off)
R34	6k8 (8 off)
Ra, Rb	See Table 1
RV1	10k log pot

CAPACITORS

C1	10 μ 16V radial elect
C2	100 μ polyester layer
C3	2200 μ 25V radial elect
C4, 5	100n ceramic (2 off)
C6	47n polyester layer
C7, 8	220 μ 16V radial elect. (2 off)
C9	2 μ 2 63V radial elect
C10	1 μ 63V radial elect. (8 off)
Ca, Cb, Cc	See table 1

SEMICONDUCTORS

IC1	LM3815N
IC2	4051BE
IC3	4024BE
IC4	4022BE
IC5	uA7812
IC6	NE555
IC7	LF353
IC8	1458C (4 off)
IC9	LM324 (4 off)
Q1 - Q10	BC327 (10 off)
Q11 - Q18	BC337 (8 off)
Q19	BC547
D1 - D4	1N4002 (4 off)
D5, 6	1N4148 (16 off)
LED1 to 80	5mm red LEDs (80 off)

MISCELLANEOUS

SW1	Rotary mains switch
SK1	3.5mm jack socket
T1	Mains primary, 12V 1A secondary
FS1	20mm 1A quickblow

Metal instrument case about 300 x 150 x 100mm; PCBs; two control knobs; six 8-pin DIL IC holders; five 14-pin DIL IC holders; two 16-pin DIL IC holders; one 18-pin DIL IC holder; pair of 20mm fuse clips; small finned heatsink (plastic power type); ribbon cable, mains lead.

FREQUENCY	Ra	Rb	Ca	Cb	Cc	CHANNEL
50HZ	33k	330k	33n	33n	330n	1
10HZ	33k	330k	15n	15n	150n	2
225HZ	33k	330k	6n8	6n8	100n	3
500HZ	33k	330k	3n3	3n3	33n	4
1kHz	33k	330k	1n5	1n5	22n	5
2.2kHz	22k	220k	1n0	1n0	10n	6
4.8kHz	10k	100k	1n0	1n0	4n7	7
10kHz	10k	100k	470p	470p	2n2	8

RESISTORS

2x10k, 1x22k, 5x33k, 2x100k, 1x220k, 5x330k

CAPACITORS

2x470p (polystyrene); 4x1n0, 2x1n5, 1x2n2, 2x3n3, 1x4n7, 2x6n8, 1x10n, 2x15n, 1x22n, 3x33nf, 1x100n, 1x150n, 1x330n (all polyester layer).

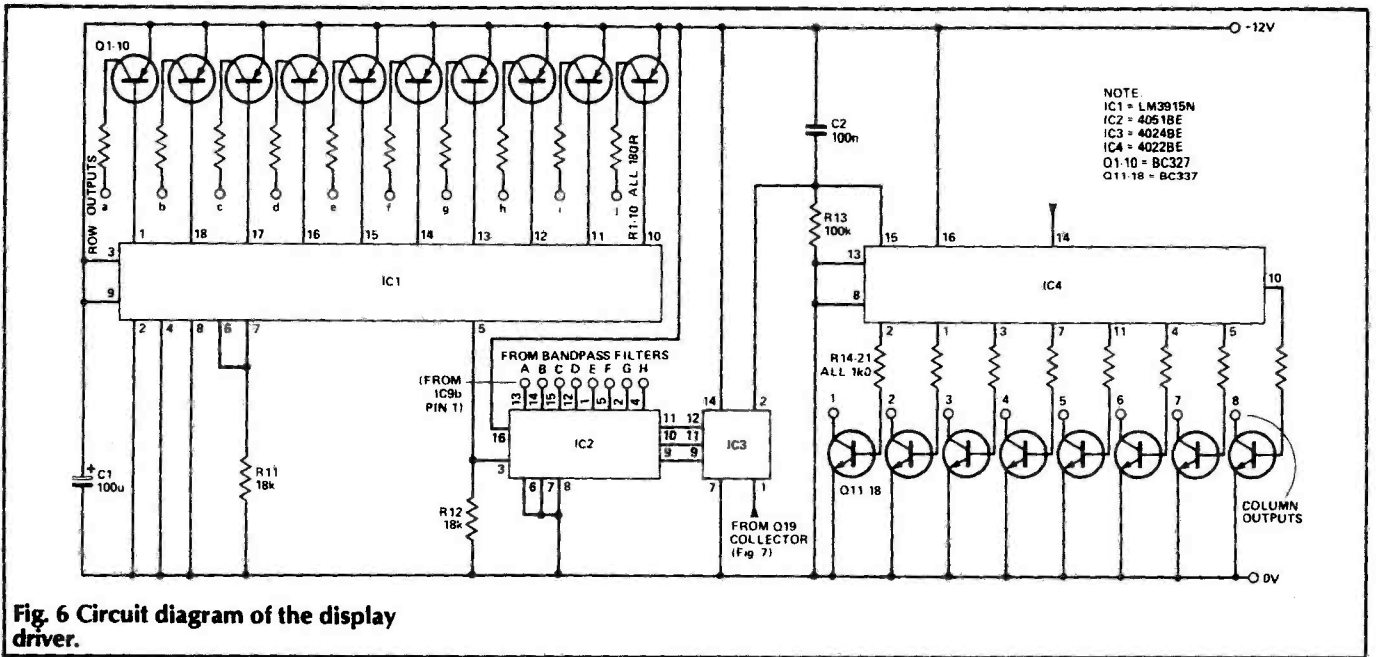


Fig. 6 Circuit diagram of the display driver.

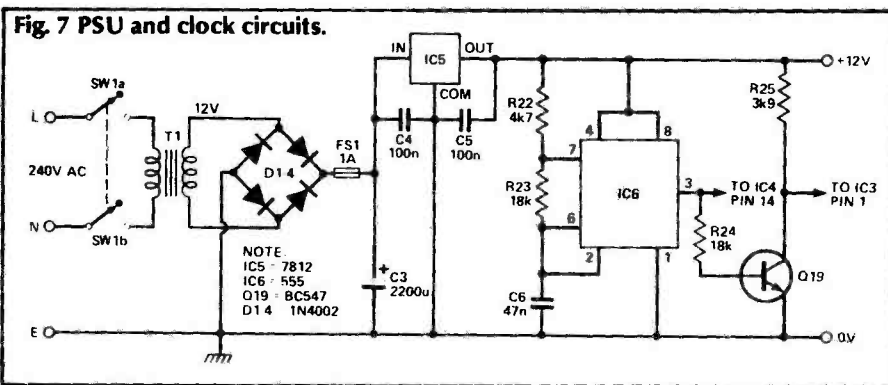


Fig. 7 PSU and clock circuits.

ensure that these are properly inserted before soldering them in place. IC5 — the 12 V regulator — must be fitted with a small heatsink.

The display board is probably the most difficult from the construction point of view, and details of this board are provided in Fig. 5.

It is best to start by fitting the 32 necessary wire links. The LEDs

are then fitted, taking great care not to fit any the wrong way round (note the alternate anode — cathode, cathode — anode orientation of the columns). It is probably best to work through the LEDs one column at a time, checking each completed column for errors using a multimeter before progressing to the next one. It could be a little awkward to correct errors in the middle of the

board after completion. Try to make the board as neat as possible, including keeping the LEDs at a consistent height above the board. The LEDs should not be allowed to protrude any further above the board than is really necessary or it might be difficult to find sufficient space to accommodate the completed board inside the case, and mounting it could be difficult.

All the boards are fitted with pins at the points where interconnections will be made. Connections are made to the rear (copper) side of the display board, and so double-sided pins should be used on this one.

Case

A metal instrument case having approximate outside dimensions of 300 x 150 x 100mm will comfortably take the four boards and other components. The prototype has the power supply at

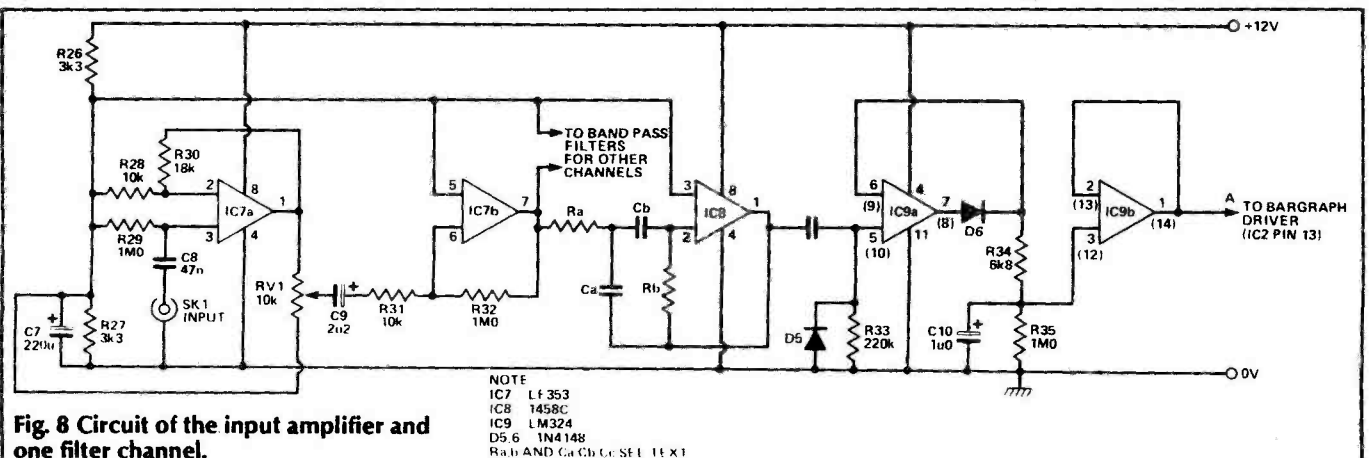


Fig. 8 Circuit of the input amplifier and one filter channel.

HOW IT WORKS

The display driver circuit is shown in Fig. 6, and is built around IC1, an LM3915N bargraph driver (the logarithmic version of the popular LM3914N device). The logarithmic scaling provides indications at 3dB intervals, and enables a reasonably wide dynamic range to be covered with a ten LED display. The device supports both dot and true bargraph operation. The latter is used here, giving a relatively high level of current consumption. Bar mode provides a much clearer form of display, especially in a multiple bargraph application.

IC1 can sink up to 30 mA per output, which is inadequate in this case as the current may be shared between eight LEDs — giving only 3.75 mA per LED. Q1 to Q10 are used to roughly double the drive current, and they also effectively convert IC1 from a current sink to a current source.

IC2 is the 8-way analogue switch, and IC3 the binary divider which controls it using three of its seven stages. IC4 provides the one-of-eight decoder action, but provides an inadequate output current capability and is therefore buffered to the display by switching transistors Q11 to Q18. C2 and R13 form the common reset circuit for IC3 and IC4.

The power supply and clock circuits are shown in Fig. 7, and these are both quite conventional. The power supply uses bridge rectification and a monolithic voltage regulator IC5 to give a well smoothed and stabilised 12 volt output. A current of over 500mA can be drawn when all 80 LEDs are turned on, but the supply is well capable of providing this.

The clock oscillator is a standard 555 astable circuit. Since IC3 and IC4 require antiphase clock signals in order to achieve proper synchronisation, Q19 acts as an inverter which generates the second clock phase.

the right, looked at from the front. The display is to left of centre on the front panel with RV1 and SK1 to its left. The display driver board is on the base panel to the left of the power supply, and the filter board is on the rear panel adjacent to the display driver board. Wiring up is quite easy with this arrangement and it keeps the sensitive wiring at the input of the unit well separated from the mains power supply.

The display board must be mounted behind and looking through a window cut in the front panel, about 77 mm wide by 74 mm high. This can be cut using a fretsaw or a miniature round file. Spacers are used over the board's 6BA or M3 mounting bolts so that the tops of the LEDs are brought flush with the front panel. Red display window material could be

The input amplifier circuit (Fig.8) consists of a low gain non-inverting amplifier ahead of gain control RV1, and a high gain inverting type following it. The voltage gain ahead of RV1 has to be kept low in order to maintain reasonable headroom for high level signals, and the main purpose of the input stage is to act as a buffer to give the unit a high input impedance of 1MO.

IC8 operates as a bandpass filter and is repeated eight times for each channel. The circuit is a standard op-amp configuration and gives reasonable performance without needing large numbers of components. The Q value of the filter is made quite low so that there is no significant variation in gain over its frequency range, a factor which is crucial if the unit is to give good results. An inevitable consequence of this is that there is some overlap between one filter and the next, and with a signal at the centre of one passband the adjacent channels will respond to it to some extent. This is something that has to be tolerated in a low cost design, but with about 16dB or so of attenuation (equivalent to a range of about 5 or 6 display LEDs) from the centre of one pass and to the next, the level of performance compares quite well with other low-cost analysers.

Each filter feeds into a separate precision half-wave rectifier (IC9a) and buffer amplifier (IC9b). The values in these provide the required fast attack and slow decay times. Note that the LM324 is suitable for single supply rail operation — an essential feature of this circuit.

The LED display circuit (Fig. 9) is an ordinary 8 x 10 diode matrix built up from individual 5mm diameter red LEDs (suitable ready made displays seem to be unobtainable).

fixed in place in front of the LEDs to give a neat finish.

The unit is completed by hard-wiring the boards using multicoloured ribbon cable except for the lead to SK1 which must be a screened type and the mains lead.

In Use

When the analyser is switched on, some of the bargraphs will show a strong initial indication, soon falling back to zero. As a quick check of the unit, connect an input lead to SK1 and touch the non-earthly side. This will probably cause all the display LEDs to light up at first. By carefully backing off RV1 it should be possible to obtain a strong indication from the two lowest frequency channels, with little or no response from the others (since the signals picked up

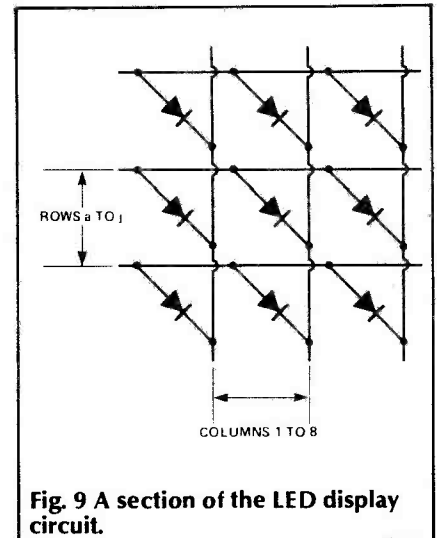


Fig. 9 A section of the LED display circuit.

in your body will be predominantly low frequency mains hum).

With each bargraph having ten LEDs at 3dB intervals the unit covers a fairly wide dynamic range, but for optimum results in some applications it is still necessary to adjust RV1 carefully. Best use of the available dynamic range is made by advancing RV1 just far enough to cause the top LED in one of the bargraphs to light up on signal peaks. Of course, in some applications the idea is to adjust things so that an equal response is obtained from all eight bargraphs, and RV1 can then simply be given any setting that results in a few LEDs in each bargraph lighting up.

The unit will operate well with most types of microphone, but with some types the high input impedance of the unit is less than ideal. However, this is easily corrected by adding a resistor across SK1 to shunt the input impedance to the required figure. Operation with line level inputs is possible, but an external attenuator will be needed for signal levels of more than about 3V peak-to-peak in order to avoid overloading the input amplifier.

BUYLINES

Most of the components are standard, readily available items. The case is available from Maplin — who advertise in this issue — order code XY49D. Probably the cheapest way of buying the 80 LEDs is to buy 100 from a supplier who offers a quantity discount and to keep some spares. The mains transformer can be a type having a 12V, 1A secondary, but types with twin 6V, 1A secondaries are suitable if the two secondary windings are wired in series.

ETI

LOW COST FRAMESTORE

Dan Ogilvie discusses the ADC/DAC and video circuitry

In the last exciting episode I looked at the desing of a real-time storage video framestore, and in particular at the logic and memory interfacing. This month I shall describe the video input and output stages and the external synchronizing circuit.

I mentioned briefly last month that the analogue-to-digital conversion has to be performed within 200ns and that a new and cost-effective integrated circuit from STC will be used for this. It will be pertinent to look in more detail at this IC — the UVC3101 — now (see Fig. 5).

High Speed ADC

Flash converters, or parallel converters as they are sometimes called, have been covered in ETI recently so I shall only briefly mention the principle involved.

An n-bit flash converter will contain 2^n comparators. One input to these comparators will be the analogue input, the other input will be a tap on a resistor ladder. The resistor ladder is connected in this case between ground and a voltage reference of 2V, provided on the chip.

The higher the analogue input the more comparators that change state so the output from the converter is a kind of bar graph. Our converter has 8-bit resolution, so 256 comparators are used. The 256 outputs are fed to a priority encoding network which converts them to 8-bit binary form.

One useful feature of the UVC3101 is the provision of an input amplifier for the ADC. The input to a flash converter usually sees a large number of comparator inputs and hence a large capacitance. Worse still, the impedance changes depending on the state of the comparators which, in turn, depends on the voltage input. We therefore normally need to provide a low impedance output driver for the ADC capable of charging and discharging the

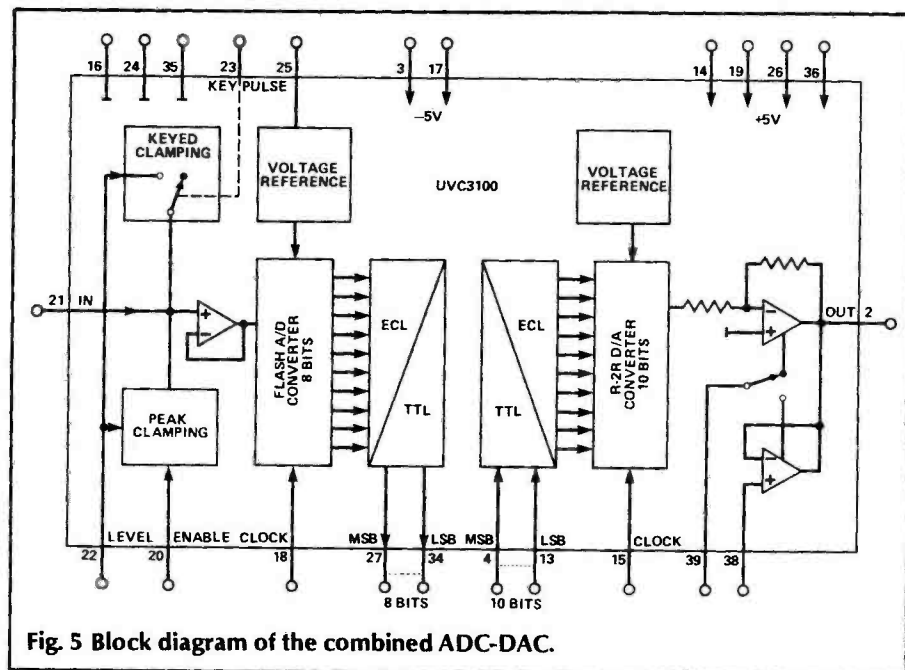


Fig. 5 Block diagram of the combined ADC-DAC.

100pF or so input capacitance at 5MHz.

The input amplifier saves us the trouble, its input impedance being 100k in parallel with 10pF. This can be comfortably driven from most op-amps.

The input amplifier also allows us to black-level clamp the input signal. We mentioned last month that the back porch of the line sync is defined as black. By generating a pulse in this part of the signal and using it to DC restore the incoming video we can ensure that the black in the image is always stable.

Jumping DAC Flash

The UVC3101 is not finished yet. Also fabricated on chip is a 10-bit R-2R DAC. An internal 2V reference for this is also provided as are two output amplifiers. One provides buffering for the DAC, the other allows us to mix in an additional video signal. Switching between amplifiers is accomplished by a TTL level signal on pin 39.

Genlock

A composite sync output is provided from the framestore board. It is meant to drive the genlock input to a video camera. This input will synchronize the camera to the framestore and ensure stable pictures are obtained when loading. Switching between internal and genlock mode may be automatic or manually achieved.

Camera genlock is the preferred mode of operation, but not all cameras have a genlock input, while video tape recorders and TV broadcasts never have the facility. The BBC are unlikely to accept a request to synchronize all their studio equipment from your framestore, so provision has been made for the framestore to lock to the incoming video. Switching is performed by pulling low pin 1 of IC41, the select input of a 2:1 multiplexer (see Fig. 2, p. 38, ETI September, 1986).

The incoming video has the sync pulses stripped from it. Mixed sync and blanking signals are derived from it and replace the

normal internally generated signals. The clock oscillator is also locked to the incoming video, ensuring that it starts at the same point with every line. (Incidentally, Fig. 2 fails to show the connection between pin 14, IC29, and the CLK line. This was an oversight.)

This circuit will provide a stable lock from nearly all video inputs. However, because the switching between the two modes of operation is not automatic if the input is removed in genlock mode, refresh to the memory is not guaranteed and picture corruption may occur if this condition persists.

Construction

It is recommended that the plated-through-hole PCB provided with the kit (see below) is used to construct the framestore, although a wirewrapped prototype performed satisfactorily. The board has a silk screen legend to aid component location. The components can be inserted in any order you desire. Sockets are not required for the ICs and are not provided with the kits, although sockets can be used for any of the components without problems. If you do not have a bench power supply available a simple PSU can be built using the ubiquitous 7805 for the digital +5V and a further 7805 and a 7905 for the analogue $\pm 5V$. Current consumption for the framestore is about 700mA for the digital supply and 150mA for each analogue supply.

Once all the components have been positioned check the orientation of ICs, diodes and transistors and wire up to a power supply. Although a solder resist is provided on the PCB a quick check for solder bridges would not be wasted.

Two links must be made on the board before you switch on. Both pin 1 of IC28 and pin 5 of IC32 must be taken to 0V with a short piece of insulated wire. These two inputs are normally controlled from an external microprocessor, but are not required yet and must be linked.

You are now ready to switch on. If you are still with us and have access to an oscilloscope it is worth checking the oscillator output (10MHz at pin 6 of IC15), mixed sync and blanking (IC22 pins 3 and 4) and the RAS and CAS signals. If all is well (or if you were unable to check) switch off and

The framestore will reveal differences between two images.



POWER	
SK1/1	+5V analog
SK1/2	-5V analog
SK1/3	+5V digital
SK1/4	OV
FUNCTION	
SK2/5	OV (ground one of PL2/6-PL2/13 or PL2/17 via 9 way rotary switch to select function)
SK2/6	clear function (all zeroes = black)
SK2/7	live minus store
SK2/8	store minus live
SK2/9	live plus store
SK2/10	live EXOR store
SK2/11	live OR store
SK2/12	live AND store
SK2/13	preset (all '1's = white)
SK2/17	Norm. Store image.
All the function switch results will only be seen when the load switch is pressed.	
LOAD, IMAGE SELECT AND VIDEO I/O	
SK2/14	single pole C/O
SK2/15	load switch, common to OV.
SK2/16	A/B image select. Ground for second image to be displayed or loaded to.
SK2/18	ext. sync out
SK2/1	video out, 1V composite output into 75 ohms
SK2/2	OV
SK2/3	video input, terminated in 75 ohms
SK2/4	Ground for external sync mode

Table 1 Socket connections

wire up the load switch, PL2 pin 17, to 0V and the video output to a TV monitor. Switch on again. If possible use a scope to set the sync pulse amplitude on the output to 0.3V into 75 ohms with RV1. Alternatively set it to obtain a stable lock on the monitor.

If necessary use the horizontal and vertical hold controls on the monitor to obtain a stable picture. Some form of fixed pattern should be obtained on the screen. This is the random data held in the memory on switch on. Press the load switch. The random pattern should be replaced with a black or near black image. If this is so, the other switches may be wired up in accordance with Table 1.

If you have been unlucky and none of what should have happened has, but you have access to an oscilloscope, you should check the circuit methodically for correct signals. The timing diagram given on p. 40, ETI September 1986, should help. Check that all the links and switches have been correctly wired up and that the supplies are delivering the right voltages.

If you still have no success, the author offers a repair service on the boards supplied by Oggitronics that have been assembled with due care and attention. A charge of £25 + parts + VAT will be made.

Next month we will look at interfacing the framestore to a microprocessor and some of the uses for the TTL arithmetic unit.

We've had to hold over the parts list and overlays until then, too.

BUYLINES

No problems should be found in purchasing any of the components for the framestore. The only special component, the ADC, can be obtained from STC Mercator, Telephone 0493-844911. The PTH, silk screened PCB is available from Oggitronics at 7, Saywell Brook, Chelmsford Essex CM1

6RJ for £25.00 + VAT but including postage. A complete kit of parts including the PCB is available for £170 + VAT, also from the above address.

A complete framestore, boxed and with its own power supply is available also for £395 + VAT, again from Oggitronics.

ETI

Free Readers' ADS!

Buy, sell or exchange through our free service to readers

CONDITIONS

1. These advertisements are offered as a free service to readers who are not engaged in buying or selling the same equipment or services on a commercial basis. Readers who are should contact our advertising department who will be pleased to help.

2. Advertisements will be inserted as and when space becomes available.

3. The insertion of advertisements will be on a first-come, first-served basis, subject to condition (2). As a result, it will not be possible to guarantee the inclusion of a particular advertisement in any particular issue of the magazine.

4. Readers should either write out their advertisements in BLOCK CAPITALS or type it, underlining any words that are to appear in **bold**.

The magazine cannot accept any responsibility for printers' errors in the advertisements; however, we will do our best to ensure that legibly written advertisements are reproduced correctly. In the event of a gross error, at the Editor's discretion, a corrected version of the advertisement will be printed (at the advertiser's request) in the earliest issue in which space is available.

6. The magazine or its publishers will not accept responsibility for the contents of the advertisements, and by acceptance of these conditions, the advertiser undertakes to

indemnify the publisher against any legal action arising out of the contents of the advertisement.

7. The magazine reserves the right to refuse to accept or to delete sections of advertisements where this is judged necessary, for whatever reason.

8. Advertisements are accepted in good faith; however, the publisher cannot be held responsible for any untruths or misrepresentations in the advertisements, nor for the activities of advertisers or respondents.

9. Advertisers must fill in their names, addresses and (if available) telephone number in the space provided, and sign the form to indicate acceptance of these conditions (forms returned without a signature will not be used).

10. All that is to be reproduced in the advertisement should be entered in the space provided on the form printed in the magazine — note that **a photocopy is not acceptable**. All advertisements must give either a telephone number and/or address for respondents to contact, and this must be included in the wording of the advertisement.

11. Advertisements must be 15 words or less in length (telephone numbers and names normally count as one word, addresses as two).

Name

Address

.....

..... (tel:))

ENTER YOUR ADVERTISEMENT HERE:

I accept the conditions above.


Signature

Send this form to: Free Readers Ads,
Electronics Today International,
1 Golden Square, London W1R 3AB.

HART

HART ELECTRONICS are specialist producers of kits for designs by JOHN LINSLEY-HOOD. All kits are APPROVED by the designer.

LINSLEY-HOOD CASSETTE RECORDER CIRCUITS



Complete record and replay circuits for very high quality low noise stereo cassette recorder. Circuits are optimised for our HS16 Super Quality Sendust Alloy Head. Switched bias and equalisation to cater for chrome and ferric tapes. Very easy to assemble on plug-in PCBs. Complete with full instructions.

Complete Stereo Record/Play Kit £33.70
 VU Meters to suit £2.30 each
 Reprints of original Articles 75p no VAT
 860X Stereo Mic Amplifier £8.70

LINSLEY-HOOD 300 SERIES AMPLIFIER KITS

Superb integrated amplifier kits derived from John Linsley-Hood's articles in 'Hi-Fi News'. Ultra easy assembly and set-up with sound quality to please the most discerning listener. Ideal basis for any domestic sound system if quality matters to you. Buy the kit complete and save pounds off the individual component price.

K300-35. 35 Watt. Discount price for Complete Kit £98.79
 K300-45. 45 Watt. Discount price for Complete Kit £102.36
 RLH4&5. Reprints of Original Articles from 'Hi-Fi News' £1.05 no VAT

LINSLEY-HOOD SYNCHRODYNE AM RECEIVER

Very high quality kit for this recent design featured in 'Wireless World'. This unit represents the first attempt to make a much needed HIGH QUALITY AM Tuner since pre-FM days. This will give you Radio 4, or even 1 in better quality than your Eastern 'Tranny'. Advanced construction system, approved by the Author, uses 3 double sided PCBs in a stacked layout for total stability, ease of construction and minimal wiring. This module will form the AM section of an ultra high quality AM/FM switched bandwidth tuner to match our 300 series amplifiers. Power supply and tuning gang will be included with the FM section.
 K450 J LH Synchrodyne Kit Special Price £59.95

HIGH QUALITY REPLACEMENT CASSETTE HEADS



Do your tapes lack treble? A worn head could be the problem. Fitting one of our replacement heads could restore performance to better than new! Standard mountings make fitting easy and our TC1 Test Cassette helps you set the azimuth spot-on. We are the actual importers which means you get the benefit of lower prices for prime parts. Compare us with other suppliers and see! The following is a list of our most popular heads, all are suitable for use on Dolby machines and are ex-stock.

HC20 Permalloy Stereo Head. This is the standard head fitted as original equipment on most decks £5.11
 HS16 Sendust Alloy Super Head. The best head we can find. Longer life than Permalloy, higher output than Ferrite, fantastic frequency response £9.91
 HQ551 4-Track Head for auto-reverse or quadrophonic use. Full specification record and playback head £9.73
 Please consult our list for technical data on these and other Special Purpose Heads.
 MA481 Latest version Double Mono (2/2) Record/Play head. Replaces R484 £8.90
 SM166 Standard Mounting 2/2 Erase head. Compatible with above or HQ551 4-Track Head £5.90
 HS24 Standard Erase Head. Semi double gap, high efficiency £1.50
 HS61 Metal Tape Erase Head. Full double gap £4.90

HART TRIPLE-PURPOSE TEST CASSETTE TC1

One inexpensive test cassette enables you to set up VU level, head azimuth and tape speed. Invaluable when fitting new heads. Only £4.66 plus VAT and 50p postage.

Tape Head De-magnetiser. Handy size mains operated unit prevents build up of residual head magnetisation causing noise on playback £4.54
 Curved Pole Type for inaccessible heads £4.85

Send for your free copy of our LISTS. Overseas please send 2 IRCs to cover surface Post or 5 IRCs for Airmail.

Please add part cost of post, packing and insurance as follows:

INLAND
 Orders up to £10 - 50p
 Orders £10 to £49 - £1
 Orders over £50 - £1.50

OVERSEAS
 Please send sufficient to cover Surface or Air Post as required.

LED DISPLAY DIGITAL ELECTRONIC CLOCK MODULE

Electronic clock module with MOS LSI circuit, 4-digit 0.5" LED display, power supply and other components on a single PCB. Only needs a transformer and switches to construct a complete pretested digital clock/timer for many applications. Suitable for 50 or 60 Hz mains supplies. Direct (non-multiplexed) LED drive eliminates RF interference. Only £1.61. Supplied complete with 240v mains transformer and wiring diagram/data. Order as SOL 144 Alarm Clock Module £6.85

LIQUID CRYSTAL DISPLAY WATCH MODULE

With LCD display, 2 pieces of Polarising material, backlight diffuser, micro lamp, precision crystal, trimmer, battery contacts and open microcircuit. Untested 5 for £1

PLESSEY MAINS INTERFERENCE SUPPRESSORS

Filter unit for mains borne interference. Max current 1.5A. Our Price, brand new only £2.27
 Same item, store soiled only £1.61
 Similar Unit but 10A. Brand new £3.49


10W POWER AMPLIFIER MODULE

Mulnard LP1173 Amplifier module. Needs 24v DC Supply to give 10 watts into 4 ohm speaker. Size 112x70x29mm. Complete with heat sink Only £2.40 complete with Data

ALPS FF317U FM FRONT END

Beautiful precision made High Quality variable capacitor tuned FM Front End with Dual-gate MosFet. Covers full FM range of 87 to 109MHz. 12v supply ONLY £8.90
 Circuit if required 35p

CAR RADIO FM IF AND STEREO DECODER



Miniature PCB with 10.7MHz ceramic filters, 2-transformer ratio detector, AX010 noise suppression IC and TCA4500A advanced stereo decoder IC. Only needs front end to make FM tuner or car radio. Complete with circuit. Incredible value at Only £1.99

Personal callers are always very welcome but please note that we are closed all day Saturday

24hr SALES LINE
 (0691) 652894

ALL PRICES EXCLUDE VAT
 UNLESS STATED

HART
 HART ELECTRONIC KITS LTD
 4 PENTLAN MILL
 OSWESTRY, SHROPSHIRE
 SY10 9AF

AUDIO KITS PRECISION AUDIO COMPONENTS



BUILD THE ETI VIRTUOSO PREAMP

Standard version Tone controls	Standard version No tone controls	Upgraded version Tone controls	Upgraded version No tone controls
£177	£138	£372	£256
	£12.50 £23		£25 £58
£29.60	Not needed	£89.40	Not needed
£24.95 £11.60	£16.25 £11.60	£77.30 £28.25	£49.50 £29.25
	£15.50		£29.50

COMPLETE KIT
 MC stage component pack
 MM (RIAA) stage pack
 Tone control board pack
 Switches & Connectors pack
 Output stage pack
 Power supply excl. transformer

VIRTUOSO preamp case - state whether tone control option. £49
 All parts including pcb's available separately. SAE for price list

IAR WONDER CAPS

uF	V	L x	Dia	Price
0.01	630	21	9	£2.25
0.1	425	30	8	£2.50
0.22	630	50	14	£4
0.33	425	40	10	£2.50
0.47	425	50	14	£3
0.68	425	50	16	£3
1	425	57	17	£5
2	425	57	20	£6
3	425	57	25	£8
4	425	57	27	£9
5	310	57	20	£7.50
6	310	57	23	£8.50
8	310	57	26	£10
10	310	57	29	£11

Holco 0.5% 50ppm/°C resistors 1/4W any E96 value 20R-442K 1-9 35p each 10+ per value 30p each

Top Quality Transistors by Motorola

BC184C	12p
BC214C	12p
BC547C	12p
BC307C	12p
MPSA06	25p
MPSA56	25p
BD139	50p
BD140	60p
MJ11015	£6
MJ11016	£5.50

BUILD THESE SUPERB ETI PROJECTS WITH AUDIOKITS COMPONENTS

SYSTEM A SYSTEM A AUDIO DESIGN AUDIO DESIGN VALVE PREAMP preamp power amp preamp power amp Aug 86

Please ask for our parts price list which includes all electronic parts to build the projects and top quality components which enable owners of these amps to substantially upgrade the sound. Resistor and Capacitor pack for ETI Valve preamp £220.10 includes Holco resistors, Wonder caps and the best computer grade electrolytics

All prices include VAT. SAE or IRCs with all enquiries. EXPORT orders. Deduct VAT (multiply by 0.87) and add £2 extra for postage. Please add 50p P&P for orders under £10.

AUDIOKITS


6, Mill Close, Borrowash, Derby DE7 3GU
 Tel: 0332-674929

PINEAPPLE SOFTWARE

Programs for the BBC model 'B' with disc drive with FREE updating service on all software

ARE YOU GETTING THE MOST FROM YOUR DOT MATRIX PRINTER AND DISC DRIVE?

DIAGRAM is a new program which really exploits the full potential of the BBC micro and will enable you to obtain printouts of a size and quality previously unobtainable from your system.



FEATURES

- Draw diagrams, schematics, plans etc., in any aspect ratio, e.g. 10*3, 2*12 screens.
- Access any part of the diagram rapidly by entering an index name, e.g. TR6, R5 etc., to display a specific section of the diagram, and then scroll around to any other part of the diagram using the cursor keys.
- Up to 128 icons may be predefined for each diagram, e.g. Transistors, resistors etc., in full mode 0 definition, up to 32 pixels horizontally by 24 vertically.
- Hard copy printouts in varying print sizes up to 18 mode 0 screens on an A4 size sheet, compatible with most dot matrix printers.
- Many other features including, selectable display colours, comprehensive line drawing facilities, TAB settings, etc.
- The latest version of DIAGRAM is now fully compatible with the Marconi Tracker Ball, which allows 'scrolling' of the screen and many of the editing features to be carried out using the tracker ball.
- DIAGRAM is supplied in an attractive hard backed disc wallet with keystrip and comprehensive instruction manual.

DIAGRAM SOFTWARE £25 PLUS VAT P&P FREE
 MARCONI TRACKER BALL £60 PLUS VAT P&P £1.75
 Includes Icon Artmaster Software

MARCONI TRACKER BALL AND ICON ARTMASTER PLUS DIAGRAM SOFTWARE

£79.00
 PLUS VAT P&P £1.75

ALL ORDERS SENT BY RETURN OF POST

39 Brownlea Gardens, Seven Kings, Ilford, Essex IG3 9NL

Tel 01-599 1476

INTELLIGENT CALL METER

Chris Ranklin describes the software which drives his all-singing, all-dancing telephone call charge meter.

In the first article on the call meter in ETI August '86 we looked at the basic facilities offered and the hardware. In this article we will look at the operation of the meter in more detail as we consider the functions performed by the software.

The software consists of the main programme stored in EPROM (0000-07FF) and the system parameters and other data which are stored in RAM as required (0800-0FFF). The system memory map is shown in Table 1 and a separate list of the data stored in the top 62 bytes of RAM is given in Table 2.

At switch-on, the hardware resets the programme counter to memory location 0000. The code at this location instructs the

microprocessor to zero the RAM in the stack area and set the stack pointer at 0856.

The software then jumps to the main area of the programme, a short loop extending from 0103 to 0115. This causes the time to be displayed on the LCD (using time data from the RAM) and also monitors data bits 0 and 3 on the input port to see if the 'phone has been lifted or the user switch pressed.

At 1/50th of a second intervals, the NMI will interrupt the programme and direct the processor to memory location 0066. The code there produces the 7-day clock data and is illustrated in Table 3. Each interrupt causes the value stored at 0FFE in RAM to be increased by one, and the total is then checked. If it is less than 50, the R and C counters are incremented to

update the display and the code then returns to the main area of the programme. If the total is more than 50, the code passes through the next instructions (zero 1/50ths second and increment seconds) and then updates the RAM, checks the total and increments the counter as before. The procedure is repeated for minutes, tens of minutes, hours, tens of hours, and days. At the end of each update, the programme returns to the main area of the code at 0103.

If, whilst the main programme loop is running, data bit 3 on the input port goes high to indicate that the USER switch has been pressed, the processor will execute the code beginning at line 0116. This allows the user to read and alter the data stored in lines 0857-0FFF of the RAM. The record of the last 135 calls made

EPROM	Address	Description
	0000	Software program
	07FF	
RAM	0800	not used
	0801	
	0802	unit cost of call in 1/10p
	0803	unit cost of call in pence
	0804	Stack: 82 bytes
	0855	
	0856	
	0857	not used: 10 bytes
	085F	
	0860	135 numbers and costs stored in 14 byte blocks: 1890 bytes
	0FC1	RAM list: 62 bytes
	0FC2	
0FFF		

Table 1 System memory map.

FFF	Not used	FDF	1/10p this call cost
FE	1/50 sec	DE	1p this call cost
FD	Seconds	DD	10p this call cost
FC	Minutes	DC	Pounds this call cost
FB	Tens of minutes	DB	10 pounds this call cost
FA	Hours	DA	100 pounds this call cost
F9	Tens of Hours	D9	1st digit this number dialled
F8	Total hours	D8	2nd digit this number dialled
F7	Day	D7	3rd digit this number dialled
F6	Holidays	D6	4th digit this number dialled
F5	Not used	D5	5th digit this number dialled
F4	1/10 p total cost	D4	6th digit this number dialled
F3	1p total cost	D3	7th digit this number dialled
F2	10p total cost	D2	8th digit this number dialled
F1	Pounds total cost	D1	9th digit this number dialled
F0	10 pounds total cost	D0	10th digit this number dialled
EF	100 Pounds total cost	CF	10 pounds last call cost
EE	Not used	CE	pounds last call cost
ED	C/counter	CD	10p last call cost
EC	R/counter	CC	1p last call cost
EB	Fast flag	CB	1st digit last numbers dialled
EA	Slow flag	CA	2nd digit last numbers dialled
E9	User number	C9	3rd digit last numbers dialled
E8	Phone, down flag	C8	4th digit last numbers dialled
E7	Units	C7	5th digit last numbers dialled
E6	Clock period	C6	6th digit last numbers dialled
E5	Band index	C5	7th digit last numbers dialled
E4	Tot H	C4	8th digit last numbers dialled
E3	Tot L	C3	9th digit last numbers dialled
E2	Index	C2	10th digit last numbers dialled
E1	Counter		

Table 2 Contents of the top 62 bytes of RAM.

(number dialled and cost) can be read or reset, the 7-day clock data can be checked and altered, and the unit cost charges can be adjusted to take account of changes in BT's rates. In addition, this area of RAM can be reset to zero (as would be required immediately after switching on) and the charging software can be instructed to take account of a bank holiday. The 7-day clock obviously cannot cope with holidays, so if calls are to be metered at the correct rate, the user must set the appropriate bit before using the 'phone. At the end of any user adjustments the programme is returned to the main loop.

If the telephone line becomes active, the main programme will detect data bit D0 going high and will jump to line 0248 (Table 4). This causes the area of RAM reserved for current call data to be zeroed and the software then monitors both D0 and D1. If D1 goes high, the activity on the line is caused by an incoming call and no charge need be calculated. The software returns to the main loop. If D1 is low and D0 remains high, the receiver has been lifted to make an outgoing call and the system proceeds to identify the number dialled by counting the pulses.

If D0 goes low for more than 700ms, the programme will revert to the main loop. Otherwise, the incoming pulses will be counted, the counter returning to zero and starting on the next digit after each 400ms interdigit pause. When eight digits have been counted, they will be compared with a table of numbers in the software so as to identify the relevant charge band. Data bit 1 is also monitored; this line will be high when a local call causes reverse battery voltage to appear on the line.

The table of numbers in software is stored between lines 0400 and 04FC. Up to 73, 3 and 4-digit STD codes are used, these being entered by the user when the EPROM is programmed. The codes are all obtained from the local code book, and where codes of more than four digits are given the final digits are ignored since they shouldn't affect the charge rate. International dialling codes will, of course, be the same from any part of the country, so these codes are already included in the main software (100 numbers stored between 049A and 04FC).

0066	Exchange Registers			
	Does user wish to alter the time	is it less than	50	YES
	Increment 1/50 sec			YES
	Zero 1/50 sec			
	Increment Seconds	is it less than	60	YES
	Zero Seconds			
	Increment minutes	is it less than	10	YES
	Zero Minutes			
	Increment 10 minutes	is it less than	6	YES
	Zero 10 minutes			
	Increment hours	is it less than	10	YES
	Zero hours			
	Increment 10 hours			
	Increment total hours	is it less than	24	YES
	Zero total hours			
	Increment day	is it less than	7	YES
	Zero day			
	Increment R/counter			
	Increment C/counter			
	Exchange registers			

Table 3 The NMI routine which produces the 7-day clock data.

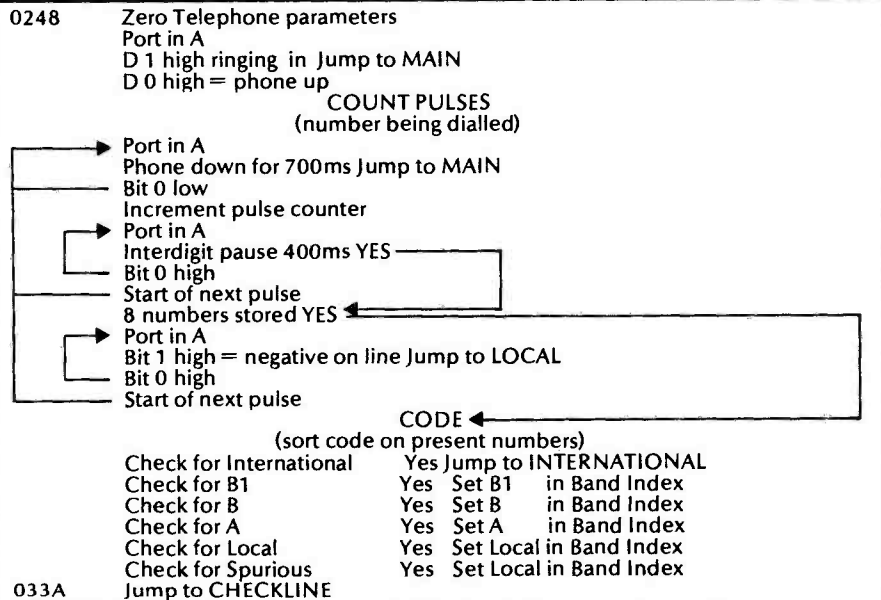


Table 4 The call check, pulse counting and code identifying routine.

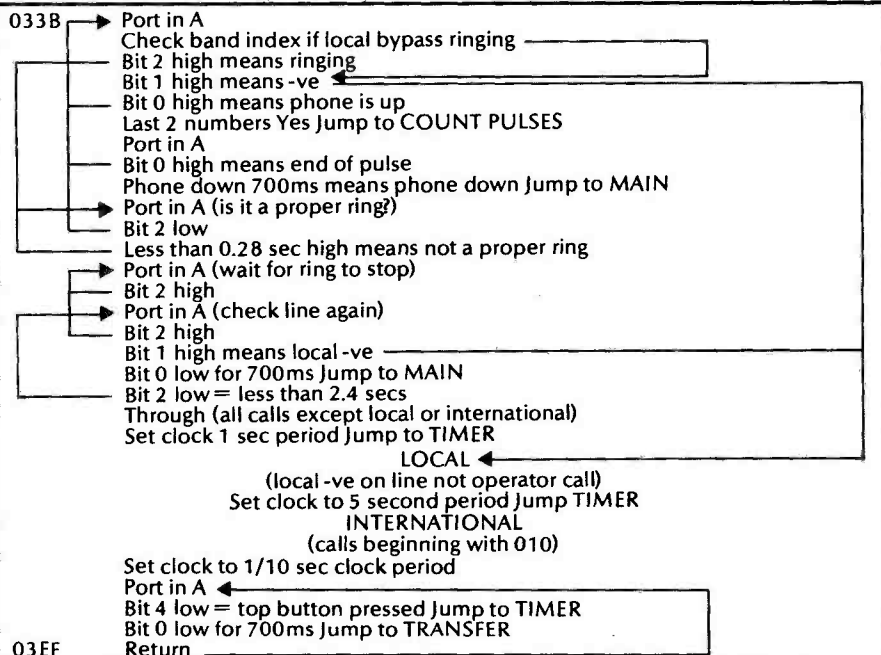


Table 5 The checkline routine which sorts calls not immediately identified.

A full listing of the program will be published along with the constructional details of the call meter in a later article.

If the call is identified, the program will jump to the appropriate point on a table in the software (beginning at 0500). The table gives the amount of time paid for by one unit of charge for each period of the day in each of the charge bands: local, A, B, B1, Ireland, and international charge bands A to G. The value found will then be loaded into the RAM.

If the call is not identified, the program moves on to a sequence known as CHECKLINE (beginning at line 033B — see Table 5) It checks each of the major line parameters and takes the appropriate action, either returning to the main loop if the receiver has been put back on its rest or returning to count pulses if a number is still being dialled. If the number is finally found to contain a local or international code, the programme will jump to the appropriate section where a clock period will be set (five seconds for local calls, 0.1 seconds for international calls). The

00D4	Return
0640	Add 1 unit to this call cost (0FDF to 0FDA) Add 1 unit to the total cost (0FF4 to 0FEF) ←
	Fetch band index 0FE5 and use it as a list pointer.
	If today is a holiday or Saturday or Sunday load the cheap rate, else add time to list pointer then point to the rate and load rate for time of day
	Port in register A ←
	Bit 0 low for 1 sec = phone down
	Increment D register using clock period in 0FE6
	1/10 second is International, 5 second is Local
	1 second is the rest.
	If D register is not equal to the rate counter
	If D register is equal to the rate counter, then another time period begins →
	TRANSFER
	(saves costs and numbers)
06CF	Move costs and numbers down in memory 14 places Jump to MAIN

Table 6 The timing and transfer routines which increment the call cost and then save the data.

programme will then jump to the timer sequence. If the call is found to be to a number in any of the other charge bands, a period of one second will be set and the programme will then jump to the timer as before.

The timer sequence begins at line 0640 (Table 6) and is responsible for setting a final charge rate according to the time of day, day of week, etc, then incrementing the cost values in the RAM. This information forms the basis of the value displayed on

the LCD as the call progresses. The timing sequence continues until data bit 0 goes low to indicate that the receiver has been put back on its rest. The total cost recorded and the number dialled are then transferred to the RAM, the numbers already there being moved down 14 bytes each to make space. The program then reverts to the main loop, awaiting further outgoing calls or user instructions.

To be continued. . .

ETI

BEST PRICE COMPONENTS

FOR HOBBYISTS, BUSINESS USERS, EDUCATIONAL ESTABLISHMENTS, ETC.

PRICES HELD

Unlike other suppliers whose prices are subject to change without notice, we guarantee not to increase our prices during the cover months of ETI. You may order in confidence from our large stocks ready for despatch by return of post. You do not have to buy 25+ or 100+ of a single device from MICROKIT LTD to benefit from a discount. Our discounts are based on the total value of your order, regardless of mix.

DISCOUNTS

10% DISCOUNT ON ORDERS OVER £25, ADD 15% V.A.T., SENT P&P FREE U.K.
15% DISCOUNT ON ORDERS OVER £100, ADD 15% V.A.T., SENT P&P FREE U.K.
ORDERS UNDER £25 ADD 15% V.A.T. PLUS 50p P&P FOR U.K.
OVERSEAS ORDERS WELCOME, ADD £2 P&P, NO V.A.T.
(PAYMENT IN STERLING PLEASE)

MEMORIES

We only stock memories manufactured by established manufacturers whose products have been subjected to long-term U.K. testing like: NEC, MITSUBISHI, HITACHI, TOSHIBA, INTEL. Beware of cheap Far Eastern devices sold elsewhere.

DRAM 5v NMOS 150nS

(not Samsung or Texas)
4164 64K × 1 £0.99
41256 256K × 1 £2.20
4416 16K × 4 £2.80
41464 64K × 4 £5.90
MSM3764 128K × (IBM AT upgrade)
£5.90

SRAM 5v CMOS 150nS

2114 1K × 4 £1.50
6116 LP 2K × 8 £1.30
6264 LP 8K × 8 £2.40
62256 LP 32K × 8 £39.50

EPROM 5v NMOS 250nS

2716 2K × 8 350 nS £2.25
2732 4K × 8 250 nS £2.75
2764 8K × 8 250 nS £1.95
27128 16K × 8 250 nS £2.45
27256 32K × 8 250 nS £3.95

EPROM 5v CMOS 250nS

27C64 8K × 8 £8.50
27C256 32K × 8 £15.00

EEPROM

2816A 2K × 8 250nS £13.50
2864A 8K × 8 £45.00

4000 SERIES CMOS

4000 17p	4011 20p	4024 30p	4512 35p
4001 20p	4012 20p	4025 20p	4516 35p
4002 20p	4013 25p	4040 35p	4518 25p
4006 40p	4014 35p	4051 35p	4528 35p
4007 20p	4015 45p	4052 35p	4532 35p
4008 35p	4016 25p	4069 20p	4538 45p
4009 35p	4018 35p	4070 20p	4539 40p
4009UBP 45p	4019 35p	4093 25p	4540 40p
4010 35p	4020 45p	4511 35p	4555 25p

OUR EXTREMELY POPULAR EX-EQUIP MEMORIES
GUARANTEED UV ERASED, CLEANED & TESTED.

1000's sold to delighted customers

4116 16K × 1 DRAM
2716 2K × 8 EPROM
2732 4K × 8 EPROM

ONLY 60p EACH
ONLY £1.50 EACH
ONLY £1.50 EACH

FLOPPY DISK CONTROLLERS

WD 2797 £20.00
FDC 765A £12.00
FDC 9216B £12.00
FDC 9229 BTP £25.00
FDC 1793 £19.00
FD 1691 £12.00

REGULATORS

ALL TO220 PACKAGE
7812 35p 10 FOR £3.00
78M12 35p 10 FOR £3.00
LM337 £1.00 10 FOR £9.00

LINEAR BARGAINS

TL072CP 50p	TLC27L4CN £1.99	SN75154N 95p
TL074CN 80p	LM311P 40p	OP07CP £1.20
TL082CP 40p	LM324 40p	ULN2003AN 70p
TL084CP 85p	LM348N 45p	ULN2004AN 70p
NE555 20p	LM358 45p	AM26LS32ACN £1.00
TLC555CP 70p	LM3900N 65p	ADC0808N £8.75

74HC CMOS LOGIC

74HC00 25p	74HC42 53p	74HC157 58p	74HC242 88p
74HC02 25p	74HC51 25p	74HC158 58p	74HC244 88p
74HC04 38p	74HC74 58p	74HC161 78p	74HCT244 £1.18
74HC04U04 38p	74HC86 48p	74HC164 63p	74HC245 98p
74HC08 25p	74HC107 36p	74HC165 73p	74HC257 58p
74HC10 25p	74HC109 43p	74HC166 63p	74HC259 78p
74HC11 25p	74HC123 53p	74HC173 63p	74HC273 98p
74HC14 53p	74HC132 78p	74HC174 63p	74HC274 88p
74HC20 25p	74HC138 58p	74HC175 93p	74HC373 98p
74HC27 25p	74HC139 58p	74HC240 £1.08	74HC374 88p
74HC32 38p	74HC153 48p	74HC241 88p	74HC393 98p
			74HC4040 £1.18
			74HC640 £1.18

TELEPHONE 0327 860130 (24 HOUR SERVICE)

LARGE QUANTITY TRADE DISCOUNTS, TECHNICAL ADVICE, ETC.

MICROKIT LIMITED

BLAKESLEY, NORTHANTS NN12 8RB

Happy Memories

Part type	1 off	25-99	100 up
4164 150ns Not Texas	.95	.85	.80
41256 150ns	2.40	2.15	2.05
2114 200ns Low Power	1.75	1.60	1.55
6116 150ns	1.40	1.25	1.20
6264 150ns Low Power	2.40	2.15	2.05
2716 450ns 5 volt	2.90	2.60	2.45
2732 450ns Intel type	2.70	2.40	2.25
2764 250ns Suit BBC	2.15	1.90	1.75
27128 250ns Suit BBC	2.45	2.20	2.10
27256 250ns	3.85	3.45	3.30

Low profile IC sockets: Pins	8	14	16	18	20	24	28	40
Pence	5	9	10	11	12	15	17	24

Please ask for quote on higher quantities or items not shown.

All memory products Japanese or American manufacture.

74LS series TTL, wide stocks at low prices with DIY discounts starting at a mix of just 25 pieces. Write or phone for list.

Please add 50p post & packing to orders under £15 and VAT to total. Access orders by phone or mail welcome.

Non-Military Government & Educational orders welcome for minimum invoice value of £15 net.

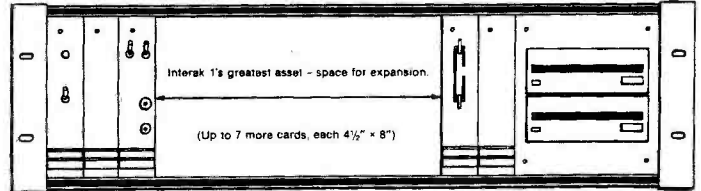
HAPPY MEMORIES (ETI),
Newchurch, Kington, Herefordshire, HR5 3QR.
Tel: (054 422) 618

Interak 1

AN EXPANDABLE DISK-BASED Z80A DEVELOPMENT SYSTEM YOU CAN BUILD YOURSELF!

Universities, Colleges, Industry, Enthusiasts:

Unlike home computers, development systems have entirely "open" architectures, use standard TTL etc. chips (ie no ULA's!), and are built in a proper engineering fashion. Usually these superior products carry a correspondingly superior price tag, but you can build Interak yourself board by board and thus afford a system which would normally be out of your reach and/or understanding.



Z80A CPU | DRAM | "IO" | YOUR OWN EXPANSION (EG. SPEECH SOUND, EPROM, PRINTER, MODEM, TAPE, RELAY, CONTROL, INTERFACING, ETC. ETC.) | ASCII KEYBOARD | DISK INTERFACE | 2 x 1 MBYTE 3 1/2" DISKS (EXAMPLE)

The initial development system has 64K of RAM, a 4 MHz Z80A CPU, parallel ASCII keyboard interface, VDU interface (TV set or monitor), and a floppy disk drive interface for up to 4 drives. Any size (including 8" double density) can be used, but our 1 Megabyte 3.5" drives are proving very popular because they can fit into the system rack, (and they only cost £87.00 each + VAT). CP/M 2.2 is available, giving access to thousands of "public domain" programs.

The system can be described as "future proof" because it uses plug in 4.5" x 8" cards in an industrial quality 19" 3U rack. We have been established since 1970, and this system was first made in 1977 so (unlike almost all other computers) it has stood the test of time.

Send two second class stamps, or telephone for a detailed descriptive leaflet, specification, prices, etc.

Greenbank

Greenbank Electronics (Dept T7E), 92 New Chester Road, New Ferry, Wirral, Merseyside L62 5AG. Tel: 051-645 3391

CROFTON PM101


THE VIDEO SPECIALISTS

(05448) 557

Crofton

SUMMER OFFER £40

Inclusive VAT and carriage £49.45 total



This 9 inch metal cased, monochrome monitor offers you the chance to obtain a high quality product at a budget price!

SPECIAL OFFERS

BRAND NEW professional board and green tube to make 12" T.T.L./comp open home monitor. ONLY £30 + VAT and carriage. ZX81 Full sized keyboard in metal case £13.80. COMPUTER DESKS £20.

Be sure to ask for our various catalogues. We have a full range of products including:

- 1—Discrete listening devices
- 2—Plugs/sockets/connectors/leads
- 3—Television accessories
- 4—Security products
- 5—Computer products
- 6—NEC cased and uncased monitors

If you would like all our catalogues - Please send a 38p 9 x 12 S.A.E.

THERE'S ALWAYS A SPECIAL DEAL FOR YOU AT CROFTON

If we haven't listed what you are looking for, please ask, we probably have it in stock.

Just starting to refurbish CCTV Cameras, and Monitors, Ask For Details. First Come First Serve, these are very popular items and won't last long.

CCTV camera at attractive prices

ALL OUR PRICES INCLUDE VAT, HIRE TAX & INSURANCE AND CAN ONLY BE HELD AS LONG AS STOCKS LAST

PHONE YOUR ORDER NOW!

MOST MAJOR CREDIT CARDS ACCEPTED. INDUSTRIAL OR EDUCATIONAL ESTABLISHMENTS WELCOME

PHILIPS BM7502
Also in stock: PHILIPS BM7522
PHILIPS CT2007

Phone for today's best price

CROFTON ELECTRONICS

KINGSHILL, NEXTEND, LYONSHALL,
Nr KINGTON, HEREFORDSHIRE HR5 3HZ.

LYONSHALL
(05448) 557

TECH TIPS

Over Voltage Indicator

Andy Fiore,
Maldon, Essex.

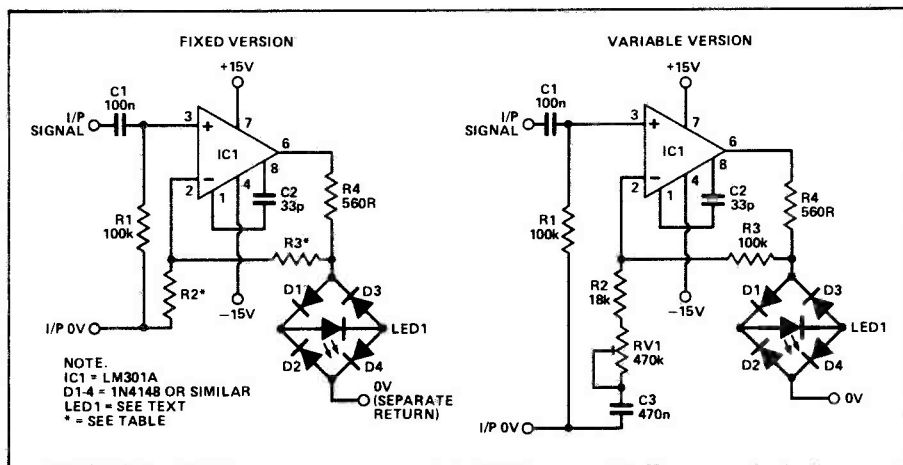
Although this is a simple circuit, it does combine high input impedance with full-wave response.

For output signals below the threshold of about $\pm 2.9V$ (for the low-current LED used in the prototype, or $\pm 3.3V$ for a standard red LED), the op-amp acts as an ordinary non-inverting amplifier with its gain determined by $R3+R4/R2$. At the threshold level, the bridge rectifier and LED combination start to conduct, clamping the negative feedback and hence the voltage on the inverting input. The op-amp begins to act as a comparator as the input voltage level rises, and the output is driven into clipping at the supply rails, turning the LED fully on all the time the threshold is exceeded.

The use of a separate return for the 0V connection to the LED/bridge connection is necessary because the switching current can cause interference with sensitive audio circuits. For the same reason, dual or quad op-amps should be avoided — I used an LM301A because it's cheap, it can supply enough current to light the LED, and because I like it!

A table of preferred E24 resistor values is given so that you can adjust the input sensitivity to your needs. The values assume the use of the same type of LED as in the prototype (a low-current red LED as sold by RS); as already noted, different types and colours of LED will have different forward bias voltages, so you will have to re-calculate the R2 and R3 values to suit.

As an alternative, a version with sensitivity adjustable between $-62dBm$ and $+6dBm$ is also shown.



Power Booster For MOSFET Amplifiers

E. A. Harrington
Sheffield

Many MOSFET power amplifiers are designed in such a way that the gates of the output transistors cannot be taken beyond a point about two volts away from either supply rail. If the output voltage does get close enough to a rail, the reduced gate-source and drain-source voltages will limit the output current to less than that necessary to properly drive the load. This is the point at which the amplifier begins to clip. However, if the gate voltages were able to go higher, the output current and voltage, and hence the output power would be increased.

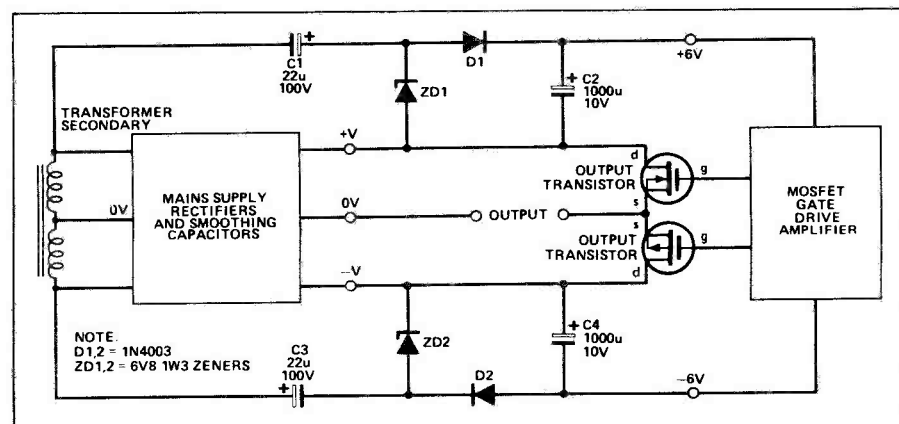
To achieve this, the MOSFET drive amplifier is powered by a supply with higher voltages than the main supply. These voltages are derived from the main supply by means of charge-pump circuits.

Consider the circuit on the positive rail. As the transformer voltage rises, C1 charges the smoothing capacitor, C2, through D1. The voltage on C2 is limited by the Zener diode ZD1. When the transformer voltage is falling, ZD1 becomes forward biased and C1 recharges from the positive rail through it. A similar circuit provides the negative voltage from the negative rail.

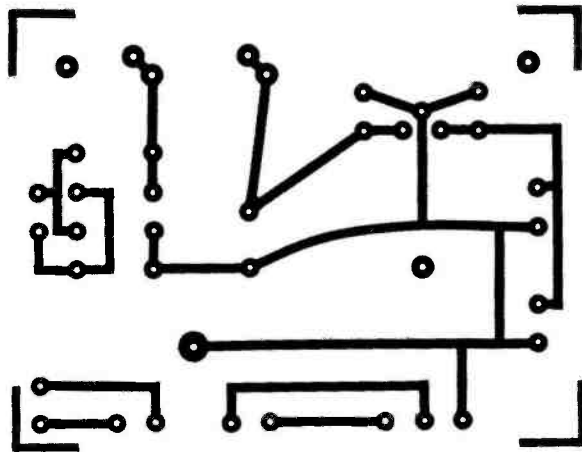
The extra voltage produced is such that, at clipping, the output current is limited by the MOSFET drain-source voltage only. There is no more to be gained by creating a higher voltage.

With a main supply of ± 30 volts, the output power into 8 ohms is increased from about 35 watts to 45 watts, and from 55 watts to over 75 watts into 4 ohms. Remember that the drive transistors are now operating at a higher voltage and should be suitably rated, and that the power supply must be able to deliver the extra current.

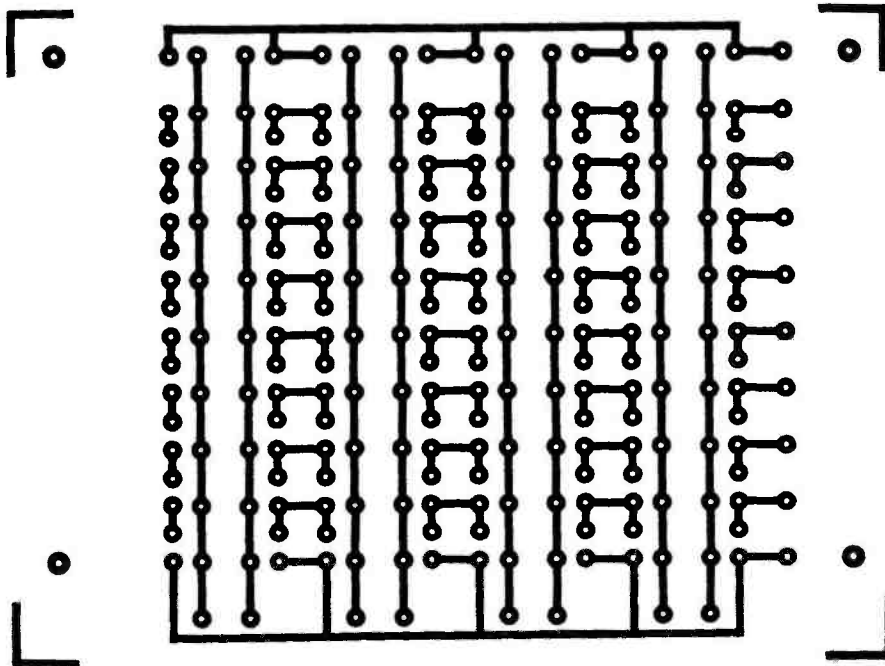
R2	R3	Sensitivity (dBm/VRMS)
430k	130k	+6/1.55
220k	180k	+3/1.10
160k	270k	0/0.775
130k	390k	-3.8/0.5
120k	820k	-10/0.25
110k	1M0	+14/0.15



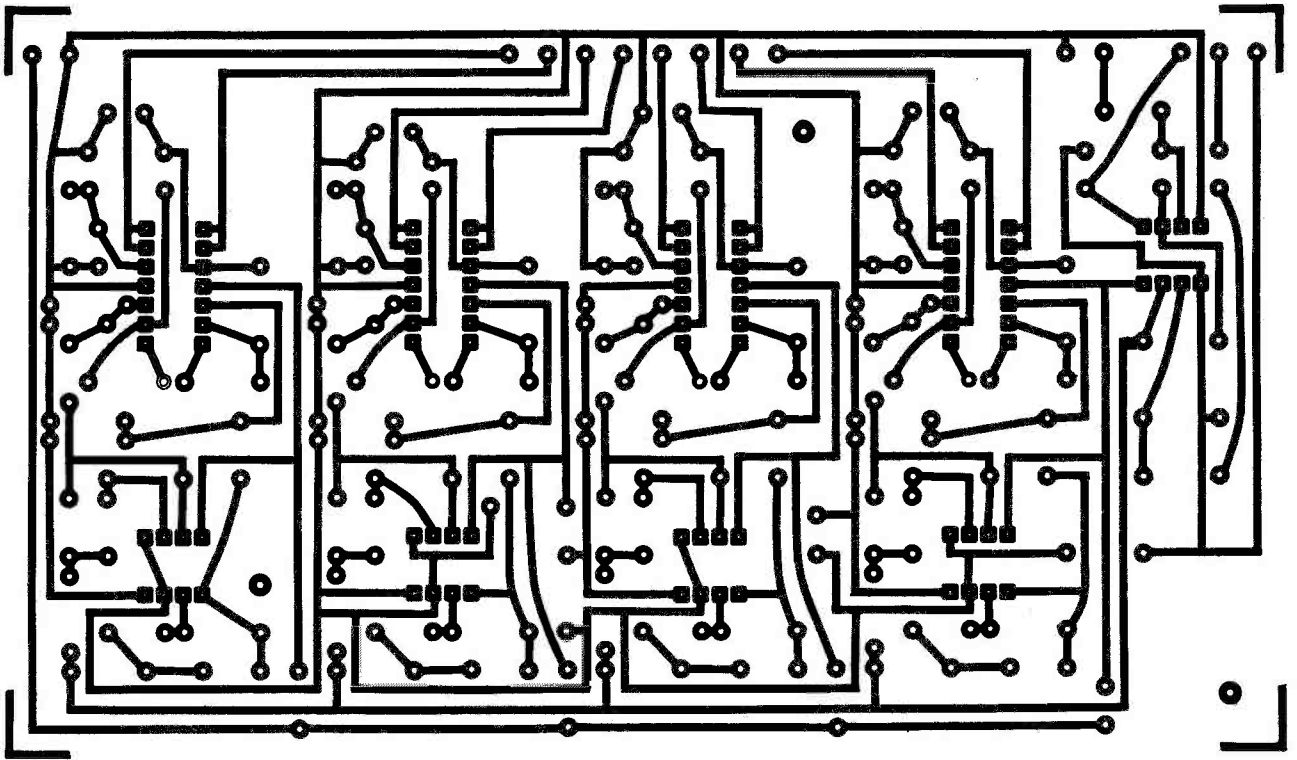
PCB FOIL PATTERNS



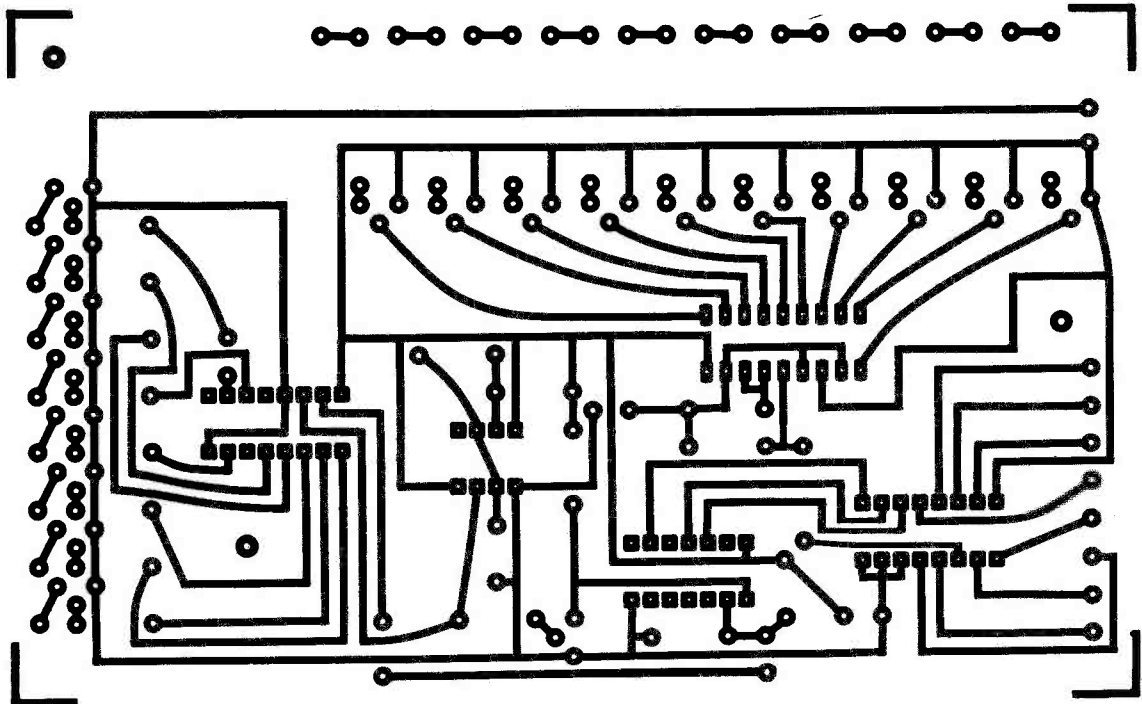
Audio Analyser PSU.



Audio Analyser display.



Audio Analyser filter board.

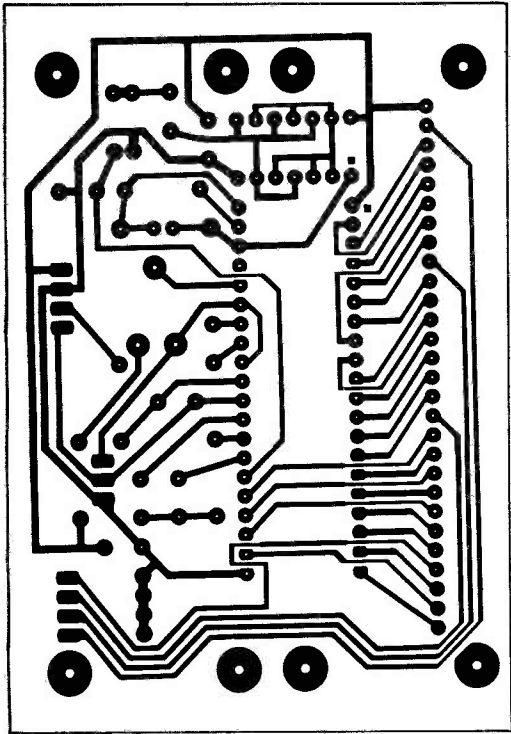


Audio Analyser display driver.

ETI PCB SERVICE

Make your project in style -
and avoid bird's nesting
- with a properly designed PCB

E8107-1 System A Disc Input bd MC-MM..... F	E8405-4 Centronics Interface F	E8510-9 Sunrise Light Brightener K
E8107-2 System A Preamplifier Main ... K	E8405-6 Drum Synth F	E8511-1 MTE Waveform Generator ... H
E8108-1 System A Power Amp L	E8406-1 Oric EPROM Board O	E8511-2 Millifaradometer H
E8109-2 System A PSU F	E8406-2 Spectrum Joystick E	E8511-3 Cymbal Synth J
E8201-2 Infant Guard C	E8406-3 Audio Design RIAA Stage G	E8511-5 Chorus Effect H
E8202-5 MM Stage Disc Preamp (Tilsbrook) G	E8406-4 AD Buffer/Filter/Tone H	E8511-7 Enlarger Exposure Meter F
E8206-5 Logic Lock F	E8406-5 AD Headphone Amp F	E8511-8 Switching Regulator E
E8208-1 Playmate Practice Amp 3bds SA1 K	E8406-6 AD Preamp PSU K	E8511-9 Second Line of Defence M
E8212-1 ELCB F	E8406-7 AD Power Amp H	E8512-1 Specdrum connector F
E8301-2 Analogue to digital conv (ZX81/ Spectrum) E	E8406-8 AD Power Amp PSU J	E8512-2 MTE Pulse Generator H
E8305-3 Dual Audio Power Supply, Linsley Hood G	E8406-9 AD Stereo Power Meter F	E8511-3 Specdrum L
E8305-5 Balanced Input Preamplifier F	E8406-10 AD Input Clamp C	E8601-2 Walkmate L
E8307-2 Flash Trigger-sound or FR F	E8407-1 Warlock Alarm M	E8601-3 MTE Counter-timer M
E8308-1 Graphic Equaliser 1/2 Oct/Chnl M	E8408-2 EPROM Emulator N	E8602-1 Digibaro O
E8308-2 Servo Fail-safe C	E8408-3 Infrared Alarm Transmitter ... E	E8603-2 Programmable Logic Evaluation Board H
E8309-1 NICAD Charger/Regenerator F	E8408-4 Infrared Alarm Receiver F	E8603-3 Sound Sampler Analogue Board R
E8310-3 Typewriter Interface - EX42 ... F	E8409-1 EX42 Keyboard Interface F	E8604-1 JLLH PA PSU H
E8311-1 Mini Drum Synth F	E8409-2 Banshee Siren Unit F	E8604-2 Matchbox Amplifier C
E8311-8 Moving Coil Pre-Preamp F	E8410-1 Echo Unit F	E8604-3 Matchbox Amp Bridging Version C
E8312-3 Light Chaser EPROM Controlled (2 Boards) K	E8410-2 Digital Cassette Deck N	E8604-4 MTE Analogue/Digital Probe M
E8402-1 Speech Board M	E8410-3 Disco Party Strobe H	E8605-1 Microlight Intercom E
E8402-2 Modular Pre-amp Disc Input Mono F	E8411-5 Video Vandal (3boards) N	E8605-2 Baud Rate Converter M
E8402-3 Modular Pre-amp Stereo Output F	E8411-6 Temperature Controller D	E8605-3 Baud Rate Converter PSU Board G
E8402-4 Modular Pre-amp Relay, PSU F	E8411-7 Mains Failure Alarm D	E8605-4 Portable PA H
E8402-5 Modular Pre-amp Tone Main Mono F	E8411-8 Knite Light D	E8606-1 Midi-CV Converter Board ... H
E8402-6 Modular Pre-amp Tone Filter, Stereo F	E8411-9 Stage Lighting Interface F	E8606-2 Midi-CV Converter PSU D
E8402-7 Modular Pre-amp Balanced Output F	E8411-10 Perpetual Pendulum E	E8606-3 Troglgraph F
E8402-8 Modular Pre-amp Headphone Amp F	E8412-1 Spectrum Centronics Interface F	E8606-4 80m Receiver H
E8404-2 Mains Remote control Receiver F	E8412-4 Active - 8 Protection Unit F	E8606-5 Sound Sampler R
E8405-1 Auto Light Switch F	E8412-5 Active - 8 Crossover F	E8607-1 Directlon E
E8405-2 ZX81 EPROM Programmer ... N	E8412-6 Active - 8 LF EQ F	E8607-2 Upgradeable Amp, MC stage (Stereo) G
E8405-3 Mains Remote Control Transmitter H	E8412-7 Active - 8 Equaliser F	E8607-3 BBC Motor Controller F
	E8501-3 Digital Delay (2 boards) T	E8608-1 Digital Panel Meter G
	E8502-1 Digital Delay Expander N	E8608-2 Upgradeable Amp, MM stage (mono) H
	E8502-2 Data Logger J	E8609-1 Mains Conditioner E
	E8503-1 Combo Preamplifier F	E8609-2 Experimental preamp F
	E8503-2 THD Meter mV & oscillator bds (2 boards) K	E8609-3 Upgradeable amp, Tone board (mono) H
	E8503-3 THD Meter Mains PSU F	E8609-4 Upgradeable amp, Output board (mono) F
	E8504-1 Framstore Memory M	E8610-1 Audio Analyser Filter Board L
	E8504-3 Framstore Control N	E8610-2 Audio Analyser Display Driver K
	E8504-4 Buzby Meter E	E8610-3 Audio Analyser Display H
	E8504-5 CCD Delay F	E8610-4 Audio Analyser Power Supply F
	E8505-5 Stereo Simulator F	
	E8506-1 Audio Mixer Main J	
	E8506-2 Audio Mixer PSU F	
	E8506-3 Audio Mixer RIAA D	
	E8506-4 Audio Mixer Tone Control ... D	
	E8506-5 EPROM Prog MKII O	
	E8508-1 RCL Bridge N	
	E8508-2 EX42/BBC Interface E	
	E8508-3 EPROM Emulator L	
	E8509-1 Spectrum F	
	E8509-2 Direct Injection Box E	



Please use the form below (or a photocopy of it) to make your order. Be sure to quote the board reference number and price code correctly - mistakes will delay your order.

The board reference number tells you when a particular project was published: the first two numbers are the year and the third and fourth numbers tell you the month; the number after the hyphen indicates the particular project. Re-prints of all articles are available for a small charge from our photocopy service - see the separate page (not printed in every issue of ETI). Please note

that complex projects are usually published in several parts.

Our terms are strictly cash with order. Unfortunately, we cannot accept official orders, but we can supply a pro-forma invoice for you to raise a cheque against. We must stress, however, that your order will not be worked on until payment is received.

The boards listed below are all that are available at the moment. We hope to make more types available in the future, but no details will be available for some while (so please don't phone us to ask!).

Please allow 28 days for delivery

ORDER FORM

**TO: ETI READERS' SERVICES DEPARTMENT
Argus Specialist Publications Ltd
PO Box 35, Wolsey House, Wolsey Road,
Hemel Hempstead, Herts HP2 4SS, UK**

Please supply:

No. required per type	Board reference number	Price letter	Price each £	Total for board type £
	E	-	£ . p	£ . p
	E	-	£ . p	£ . p
	E	-	£ . p	£ . p
	E	-	£ . p	£ . p

POSTAGE & PACKING £ 0.75p

TOTAL ENCLOSED £ . p

ORDER TO BE SENT TO: (BLOCK CAPS PLEASE)

Name

Address

Postcode

(Make cheques payable to ASP Ltd)
ACCESS and VISA credit card orders can be taken on 0442 41221 (office hours only).

Price Code	Price (inc VAT) £
C	1.80
D	2.50
E	3.23
F	4.00
G	4.75
H	5.50
J	6.62
K	7.20
L	8.80
M	10.60
N	13.10
O	15.80
P	17.90
Q	21.80
R	23.90
S	25.90
T	29.00
U	32.20
V	35.80
W	37.90
X	40.70



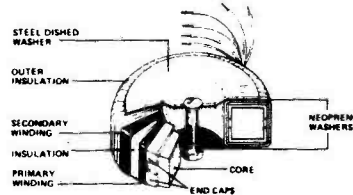
FROM



ILP Toroidal Transformers are now available through Jaytee. The UK Distributor with the availability and service to match the quality of the toroids.

Jaytee Electronic Services
 Dept 20, 143 Recliver Road, Beltinge,
 Heme Bay, Kent CT6 6PL
 Telephone: (0227) 375254

FOR FREE DATA PACK PLEASE
 WRITE TO OUR SALES DEPT.



TYPE	SERIES NO.	SEC. VOLTS	R.M.S. CURRENT
18VA Regulation 19% 62 x 34 (See diagram) 0.35 Kgs Mounting bolt M4 x 12	03010	6-6	1.25
	03011	9-9	0.83
	03012	12-12	0.63
	03013	15-15	0.50
	03014	18-18	0.42
	03015	22-22	0.34
30VA Regulation 18% Size A B C 70 35 37 0.45 Kgs Mounting bolt M5 x 50	13010	6-6	2.50
	13011	9-9	1.66
	13012	12-12	1.25
	13013	15-15	1.00
	13014	18-18	0.83
	13015	22-22	0.68
50VA Regulation 13% Size A B C 80 40 43 0.9 Kgs Mounting bolt M5 x 50	23010	6-6	4.16
	23011	9-9	2.77
	23012	12-12	2.08
	23013	15-15	1.66
	23014	18-18	1.38
	23015	22-22	1.13
80VA Regulation 12% Size A B C 95 40 43 1.0 Kgs Mounting bolt M5 x 50	33010	6-6	6.66
	33011	9-9	4.44
	33012	12-12	3.33
	33013	15-15	2.66
	33014	18-18	2.22
	33015	22-22	1.81
120VA Regulation 11% Size A B C 95 45 50 1.2 Kgs Mounting bolt M5 x 50	43010	6-6	10.00
	43011	9-9	6.66
	43012	12-12	5.00
	43013	15-15	4.00
	43014	18-18	3.33
	43015	22-22	2.72

TYPE	SERIES NO.	SEC. VOLTS	R.M.S. CURRENT
160VA Regulation 8% Size A B C 110 45 50 1.8 Kgs Mounting bolt M5 x 50	53011	9-9	8.89
	53012	12-12	6.66
	53013	15-15	5.33
	53014	18-18	4.44
	53015	22-22	3.63
	53016	25-25	3.20
	53017	30-30	2.66
	53018	35-35	2.28
	53026	40-40	2.00
	53028	110	1.45
225VA Regulation 7% Size A B C 110 50 55 2.2 Kgs Mounting bolt M5 x 60	63012	12-12	9.38
	63013	15-15	7.50
	63014	18-18	6.25
	63015	22-22	5.11
	63016	25-25	4.50
	63017	30-30	3.75
	63018	35-35	3.21
	63026	40-40	2.81
	63025	45-45	2.50
	63033	50-50	2.25
300VA Regulation 6% Size A B C 110 57 62 2.6 Kgs Mounting bolt M5 x 60	73013	15-15	10.00
	73014	18-18	8.33
	73015	22-22	6.82
	73016	25-25	6.00
	73017	30-30	5.00
	73018	35-35	4.28
	73026	40-40	3.75
	73025	45-45	3.33
	73033	50-50	3.00
	73028	110	2.72
500VA Regulation 5% Size A B C 135 60 65 4.0 Kgs Mounting bolt M8 x 70	83016	25-25	10.00
	83017	30-30	8.33
	83018	35-35	7.14
	83026	40-40	6.25
	83025	45-45	5.55
	83033	50-50	5.00
	83042	55-55	4.54
	83028	110	4.54
	83029	220	2.27
	83030	240	2.08

TYPE	SERIES NO.	SEC. VOLTS	R.M.S. CURRENT
625VA Regulation 4% Size A B C 140 70 75 5.0 Kgs Mounting bolt M8 x 90	93017	30-30	10.41
	93018	35-35	8.92
	93026	40-40	7.81
	93025	45-45	6.94
	93033	50-50	6.25
	93042	55-55	5.68
	93028	110	5.88
	93029	220	2.84
	93030	240	2.60

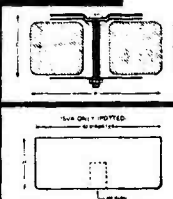
ILP TRANSFORMERS ARE NOW SUPPLIED WITH DUAL PRIMARIES PERMITTING 110V OR 220/240V OPERATION

THE TOROIDAL POWER TRANSFORMER
 Offers the following advantages:-
 SMALLER SIZE AND WEIGHT TO MEET MODERN 'SLIMLINE' REQUIREMENTS.
 LOW ELECTRICALLY INDUCED NOISE DEMANDED BY COMPACT EQUIPMENT.
 HIGH EFFICIENCY ENABLING CONSERVATIVE RATING WHILST MAINTAINING SIZE ADVANTAGES.
 LOWEST OPERATING TEMPERATURE.

PRICES

VA	SERIES NO.	£
15	0	8.37
30	1	9.67
50	2	10.70
80	3	11.96
120	4	12.71

SIZES



ALL ABOVE PRICES INCLUDE VAT AND CARRIAGE QUANTITY DISCOUNTS AVAILABLE FOR 6 OR MORE OF ANY ONE TYPE

CONSTRUCTOR SERIES SPEAKER KITS

Based on the famous Kef Reference Series, these three DIY designs give the home constructor the opportunity to own an upmarket pair of loudspeakers at a very down-to-earth price!

With a Wilmslow Audio Total Kit it's so easy — no electronic or woodworking skill is necessary. Each kit contains all the cabinet components (accurately machined from smooth MDF for easy assembly), speaker drive units, crossover networks, waoding, grill fabric, terminals, nuts, bolts etc

Model CS1 is based on the Reference 101, CS3 is equivalent to the Ref. 103.2 and CS9 is based on the Reference 105.2 (but in a conventionally styled encl.).

CS1 £116 pair inc. VAT plus carr/ins £6
CS3 £138 pair inc. VAT plus carr/ins £10
CS9 £383 pair inc. VAT plus carr/ins £18

We also offer a kit (less cabinet) for **Elector PL301**
 DIY speaker catalogue £1.50 post free (export £6)

WILMSLOW AUDIO LTD.
 35/39 Church Street, Wilmslow, Cheshire SK9 1AS
 Tel: 0625 529599

Call and see us for a great deal on HiFi. (Closed all day Mondays.)
 Lightning service on telephoned credit card orders!

MAKE YOUR INTERESTS PAY!

More than 8 million students throughout the world have found it worth their while! An ICS home-study course can help you get a better job, make more money and have more fun out of life! ICS has over 30 years experience in home-study courses and is the largest correspondence school in the world. You learn at your own pace, when and where you want under the guidance of expert 'personal' tutors. Find out how we can help YOU. Post or phone today for your FREE INFORMATION PACK on the course of your choice. (Tick one box only!)

Electronics	<input type="checkbox"/>	Radio, Audio and TV Servicing	<input type="checkbox"/>
Basic Electronic Engineering (City & Guilds)	<input type="checkbox"/>	Radio Amateur Licence Exam (City & Guilds)	<input type="checkbox"/>
Electrical Engineering	<input type="checkbox"/>	Car Mechanics	<input type="checkbox"/>
Electrical Contracting/Installation	<input type="checkbox"/>	Computer Programming	<input type="checkbox"/>
GCE over 40 'O' and 'A' level subjects			

ICS Name _____ P. Code _____
 Address _____
 International Correspondence Schools, 312/314 High St., Sutton, Surrey SM1 1PR. Tel 01-643 9568 or 041-221 2926 (24 hrs) Dept EBS/A/6

'Scotland's newest components shop'

OMNI ELECTRONICS

We stock a wide range of components:
 transformers, switches, pots, ICs, capacitors, resistors, diodes, boxes, triacs, LEDs, cable, connectors, PCBs-

in fact, all you need for your projects.

Send for our 21 page catalogue - 20p + 12p postage or call at our shop Mon-Fri 9am - 6pm, Sat 9am - 5pm.

174 Dalkeith Road
EDINBURGH EH16 5DX
031-667-2611

SERVICE SHEET

Enquiries

We receive a very large number of enquiries. Would prospective enquirers please note the following points:

- We undertake to do our best to answer enquiries relating to difficulties with ETI projects, in particular non-working projects, difficulties in obtaining components, and errors that you think we may have made. We do not have the resources to adapt or design projects for readers (other than for publication), nor can we predict the outcome if our projects are used beyond their specifications;
- Where a project has apparently been constructed correctly but does not work, we will need a description of its behaviour and some sensible test readings and drawings of oscillograms if appropriate. With a bit of luck, by taking these measurements you'll discover what's wrong yourself. Please do not send us any hardware (except as a gift!);
- Other than through our letters page, Read/Write, we will not reply to enquiries relating to other types of article in ETI. We may make some exceptions where the enquiry is very straightforward or where it is important to electronics as a whole;
- We receive a large number of letters asking if we have published projects for particular items of equipment. Whilst some of these can be answered simply and quickly, others would seem to demand the compiling of a long and detailed list of past projects. To help both you and us, we have made a full index of past ETI projects and features available (see under Backnumbers, below) and we trust that, wherever possible, readers will refer to this before getting in touch with us.
- We will not reply to queries that are not accompanied by a stamped addressed envelope (or international reply coupon). We are not able to answer queries over the telephone. We try to answer promptly, but we receive so many enquiries that this cannot be guaranteed.
- Be brief and to the point in your enquiries. Much as we enjoy reading your opinions on world affairs, the state of the electronics industry, and so on, it doesn't help our already overloaded enquiries service to have to plough through several pages to find exactly what information you want.

Subscriptions

The prices of ETI subscriptions are as follows:

UK:	£18.10
Overseas:	£22.50 Surface Mail
	\$29.50 Surface Mail (USA)
	£49.50 Air Mail

Send your order and money to: ETI Subscriptions Department, Infonet Ltd, Times House, 179 The Marlowes, Hemel Hempstead, Hertfordshire, HP1 1BB (cheques should be made payable to ASP Ltd). Note that we run special offers on subscriptions from time to time (though usually only for UK subscriptions, sorry).

ETI should be available through newsagents, and if readers have difficulty in obtaining issues, we'd like to hear about it.

Backnumbers

Backnumbers of ETI are held for one year only from the date of issue. The cost of each is the current cover price of ETI plus 50p, and orders should be sent to: ETI Backnumbers Department, Infonet Ltd, Times House, 179 The Marlowes, Hemel Hempstead, Hertfordshire HP1 1BB. Cheques, postal orders, etc should be made payable to ASP Ltd. We suggest that you telephone first to make sure there are still stocks of the issue you require: the number is (0442) 48432. Please allow 28 days for delivery.

We would normally expect to have ample stocks of each of the last twelve issues, but obviously, we cannot guarantee this. Where a backnumber proves to be unavailable, or where the issue you require appeared more than a year ago, photocopies of

individual articles can be ordered instead. These cost £1.50 (UK or overseas surface mail), irrespective of article length, but note that where an article appeared in several parts each part will be charged as one article. Your request should state clearly the title of the article you require and the month and year in which it appeared. Where an article appeared in several parts you should list these individually. An index listing projects only from 1972 to September 1984 was published in the October 1984 issue and can be ordered in the same way as any other photocopy. If you are interested in features as well as projects you will have to order an index covering the period you require only. A full index for the period from 1972 to March 1977 was published in the April 1977 issue, an index for April 1977 through to the end of 1978 was published in the December 1978 issue, the index for 1979 was published in January 1980, the 1980/81 index in January 1982, the 1982 index in December 1982, the 1983 index in January 1984, the 1984 index in January 1985 and the 1985 index in December 1985. Photocopies should be ordered from: ETI Photocopies, Argus Specialist Publications Ltd, 1 Golden Square, London W1R 3AB. Cheques, postal orders, etc should be made payable to ASP Ltd.

Write For ETI

We are always looking for new contributors to the magazine, and we pay a competitive page rate. If you have built a project or you would like to write a feature on a topic that would interest ETI readers, let us have a description of your proposal, and we'll get back to you to say whether or not we're interested and give you all the boring details. (Don't forget to give us your telephone number).

Trouble With Advertisers

So far as we know, all our advertisers work hard to provide a good service to our readers. However, problems can occur, and in this event you should:

1. Write to the supplier, stating your complaint and asking for a reply. Quote any reference number you may have (in the case of unsatisfactory or incomplete fulfilment of an order) and give full details of the order you sent and when you sent it.
2. Keep a copy of all correspondence.
3. Check your bank statement to see if the cheque you sent has been cashed.
4. If you don't receive a satisfactory reply from the supplier within, say, two weeks, write again, sending your letter recorded delivery, or telephone, and ask what they are doing about your complaint.

If you exhaust the above procedure and still do not obtain a satisfactory response from the supplier, then please drop us a line. We are not able to help directly, because basically the dispute is between you and the supplier, but a letter from us can sometimes help to get the matter sorted out. But please, don't write to us until you have taken all reasonable steps yourself to sort out the problem.

We are a member of the mail order protection scheme, and this means that, subject to certain conditions, if a supplier goes bankrupt or into liquidation between cashing your cheque and supplying the goods for which you have paid, then it may be possible for you to obtain compensation. From time to time, we publish details of the scheme near our classified ads, and you should look there for further details.

OOPS!

PA Amplifier (May 1986)

Although text, diagrams and parts list specify a TL071 for IC102 in the preamplifier stage (pp. 45-47), the component overlay and PCB foil (Fig. 7, p.47) actually show IC102 to be one of half of a TL072 dual op-amp. This is perfectly acceptable.

Digibaro (February 1986)

Capacitors C1, C3, C5 and C7 should be 470u 25V types as shown on the circuit diagram, not 47u 25V types as stated in the parts list. We have also been told that one of the companies mentioned in Buylines, Hawke Electronics, no longer supply the MPX100a pressure transducer. The other company recommended, Macro Marketing, should still be able to help.

LED5 on Fig. 7, page 28, the component overlay, is shown as having 16 pins. It should have 18 pins and be extended rightwards to the two pads shown. In the author's prototype the LED displays used were both MAN6710 2-digit types, LED4 having pins 16, 17 and 18 removed.

RS232-Centronics Converter (March, 1986)

On the circuit diagram (Fig. 2, p. 53), pin 11 of IC2d should be marked pin 13. Pin 10 of IC3 is missing and should be shown connected to ground. Pin 9 of IC7f becomes pin 8 and vice versa. Also, in Table 1, the figure '8' in column SW1b should be a zero and the '8' belongs in the 'DATA BITS' column. The specification of 74LS121 and 74LS07 is wrong, since LS types do not exist for these devices. They should be replaced with standard TTL. Finally, some confusion seems to have been generated over XTAL1. Although not mentioned in the text, a simple calculation should demonstrate that XTAL1 needs to be 6.144 MHz to produce the baud rates shown.

Microlight Intercom (May, 1986)

In Fig. 1 (p.29) the link between pins 2 and 3 of PL3 is not shown. C13 is shown as a polarised capacitor. The battery check contact on SK1 should be shown as normally closed. The PCB foil pattern on p.59 is shown as from the component side. It should be reversed. The miniature loudspeakers mentioned in the article cost £2.50 each, not per pair as incorrectly noted in Buylines, p.32. The author of the article suggests that it may be advisable to insert a suitable capacitor between R9 and IC3, pin 3.

Baud Rate Converter (May, 1986)

In Fig. 4 (p. 35), some confusion has crept in to the ins and outs of the circuit diagram. IC6a and IC5c need to be turned round and pins 20 and 25 of IC2 swapped round. In Fig. 5 (p.36), D4 and D3 are shown the wrong way round on the overlay. This could of course lead to the destruction of C10 as well as the presence of a second +12V rail instead of the required -12V. In Fig. 6 (p.37), SK4.3 and SK3.3 must be swapped over. In the Parts List, C10 should be 1000uF, not 100uF.

RF Oscillators (June, 1986)

Fig. 12 (p.23) does not, in fact, show a working oscillator. For a series fed arrangement, take the link from CV1a, b junction to R3 and Q1 emitter junction and not 0V, remove C1 and move C2 to shunt R2. For a shunt-fed arrangement, break the link between L1 and Vcc and take Q1 collector to Vcc via a 4k7 resistor.

Speaking Alarm Clock (August, 1986)

In the circuit diagram, Fig. 2 (p.53), diode D3 and resistor R14 should be in parallel not series as shown. The link from IC10, pin 1, to battery positive should be removed.

LIGHTING

THEATRE — BAND — DISCO — CLUB

At MJL we supply a range of stage lighting equipment within everyone's budget. With world wide sales we have the backing and expertise to deliver just the system you need to 'Light Up' that Play, Gig or Dance Floor, from Basic 6 channel dimming to 30 channel rock mixing desks. So if you are a lighting engineer, stage manager or rig technician, or simply an amateur Drama group, we're the Professionals.

FOR FREE COLOUR BROCHURES
Write to:

MJL (International) LTD.
45 Wortley Rd., W. Croydon,
Surrey, U.K. CR0 3EB

or Phone:

01-689 4138

electronics today
INTERNATIONAL

READERS SERVICES

THE WORKDEK

Workdesk

SPECIAL OFFER PRICE


ONLY AVAILABLE TO
READERS OF A.S.P.
MAGAZINES

£228.00

Recommended Retail
Price £253

**SAVE
£25.00**

Optional Power Panel
'B' available
Price £51.00
(Rec. £59.80)



Workdesk is built in sturdy melamine faced chipboard and is supplied in flat pack form easily assembled to create an efficient floor standing workplace. Workdesk comes complete with a 30 drawer storage system and electrical supply panel.

Specification: (all dimensions mm)
Flat pack size 825 x 1398 x 100
Erected dimension 1322 height x 841
wide x 792 deep when closed
Open depth 890
Work surface height 708
Weight 50 kg

Accessories:
2 Raaco drawer storage units
(total 30 drawers)
1 Electrical panel 'A'

Optional Extra
1 Electrical panel 'B'

Electric 'Panel A'

120 x 307 mm long
Input from 240 volt single phase
socket with 2 metres of cable. Fit
10 amp fuse.
Main isolator- illuminated DP switch
2 off mains sockets- unswitched
12 volt unregulated DC output to
4 mm jack sockets protected by
3.2 amp MCB
Panel earth
3 wire jump lead to 'Panel B'

Electric 'Panel B' (Optional)

120 x 307 mm long
Input at 240 volts via jump lead from
'Panel A'
Main isolator- illuminated DP switch
Moving coil voltmeter 0- 30 volts
+ 2½%
Variable and regulated DC output to
4 mm jack sockets 1- 30v with short
circuit protection and 1.4 amp MCB

CRICKLEWOOD ELECTRONICS LTD



It's no secret...

...that there is a real difference at Cricklewood Electronics. That's why you should never be without the FREE CRICKLEWOOD ELECTRONICS COMPONENTS CATALOGUE, for sheer variety, competitive prices and service from the U.K.'s number one 100% component shop. No gimmicks, no gadgets or computers, just components in millions of them, all easily available by mail order, calling or credit card telephone orders. Just pick up the phone (or a pen) to get your FREE copy now (no S.A.L. required). You have nothing to lose.

CRICKLEWOOD ELECTRONICS LIMITED

40 Cricklewood Broadway, London NW2 3ET

Tel: 01-450 0995/01-452 0161

Telex: 91 4977



ETI

ASP READERS SERVICES

WOLSEY HOUSE, WOLSEY ROAD, HEMEL HEMPSTEAD,
HERTS HP2 4SS ENGLAND. 0442-41221

Please supply Workdesks @ £228.00 Power Panel B @ £51.00
..... Carriage @ £18.40

Total remitted £

Please make cheques/PO's payable to ASP Ltd.

Name Address

We take Barclaycard and Access orders by telephone. Please allow 28 days for delivery. Please note that the offer is confined to readers in Great Britain and Northern Ireland- Overseas enquiries in writing to the above address.

OPEN CHANNEL

Britain's very own computer giant, ICL, is joining forces with Mercury Communications in a venture designed to obtain a 20% stake in the business communications market by 1990 — estimated, in total, to be around £1 billion. The venture will provide computer networks which, ICL hopes, an awful lot of companies worldwide will take advantage of. Apparently, Mercury was ICL's first choice as co-producer of the networks before British Telecom, because BT has less experience of operating international data networks and charges more for services too. The aim is high, but if it's on target, to mix metaphors, the pot of gold at the end of the rainbow is there for the taking. I wish the venture success.

Talking of BT

If you think my use of English is bad, at least it's not as bad as the service I've recently suffered in the hands of Grittish Smellycom, when for a total of four days my 'phone was up the Swanee, and not a sight of an engineer was to be had. Finally, after numerous

calls on my patient neighbour's telephone apparatus to report the fault, an engineer arrived and repaired the fault within an hour.

I wouldn't normally go into print about technical problems with products because it gives an unfair advantage over the product provider who can't easily answer back. But, in this case, I feel I am justified. Over the last year I have reported problems to BT on five occasions. Prior to the latest debacle, I'm the first to admit, prompt service has always been effected. But it's not really the length of time which it takes to repair faults which I'm annoyed at — it's the frequency of occurrences! Furthermore, I don't have what I would regard as an adequate quality of line: what with all the crackles and pops and hisses and whines, it is difficult to hear and be heard. Also, data communication via modem is virtually impossible.

According to Mercury Communications' plans, it should be possible to hook-up to its rival telephone network service by the end of this year, thus effectively not using BT's network. It is a possibility I'm looking into.

Open The Box

A recent decision by Yorkshire Television to commit itself to 24-

hour television broadcasts, okayed by the Independent Broadcasting Authority, has resulted in the use of Richard Branson's top video channel, Music Box, as an experimental all-night programme. If successful it is likely that similar deals will be negotiated with other independent television companies — the possibility of nationwide coverage of Music Box has even been suggested.

Music Box, of course, is already available to those few cable viewers in the country, and also to those of us with satellite reception equipment, but regrettably they are in a minority. By using the all-night slot which may become available on existing land-based television channels, however, the audience will be far greater. One more nail in the DBS coffin, as far as I'm concerned.

One To Watch

As of late, there has been a seemingly new name being bandied around the telecommunications world and indeed in the financial world — Vanderhoff. The company — not new (about ten years old) and definitely British (despite its name) — is well and truly on the up and up.

Although until recently Vanderhoff has simply been a supplier of specialised telecommunica-

tions equipment to buyers such as British Telecom (there they are again) and Mercury, with a series of takeovers of companies such as Eagle Telecoms, Elcom Systems and Recordacall (from Thorn Ericsson), they now become retail suppliers with an extensive network of dealers, acquired automatically through the takeovers. All the names of companies recently taken over by Vanderhoff are well known, particularly Recordacall and no doubt will boost the organisation's turnover considerably.

When I first had business dealings with Vanderhoff, some four or five years ago, turnover was, if I remember correctly, somewhat below £1m. This year's turnover is around £11m and is expected to be boosted to over £16m next year by another takeover, yet to be announced. Such rapid growth is typically only preceded by companies in the computer market, and we all know what happens to them — what goes up ... and all that! Let's hope the telecoms market is more stable, and that Vanderhoff continues to rise in a controlled fashion. If plans to join the stock market come to fruition, shares will be worth looking at.

Keith Brindley

ALF'S PUZZLE

Alf's been reading up on cryptography. The other day he devised a secret alphabet with 32 characters and started rifling through his stores cupboard for a chip set capable of encoding messages in his secret alphabet and decoding them at the other end. There were no suitable ICs to hand, so he devised an encoder and decoder which scrambled the messages at random and tried to put them together again by trial and error at the other end. He used 17½ chips, two transistors, 15 resistors, a crystal and several short lengths of wire. Then he strung a few feet of five-way ribbon cable between the stores cupboard and his workbench and started sending himself secret messages.

'What's all this?' demanded Jean-Paul Eno, the head janitor, when he saw the shambles (or breadboard, as Alf calls it). 'You can't make a mess like this. You haven't got permission.' 'It is within my power,' said Alf loftily, 'to make this circuit work with only two ICs. Furthermore and notwithstanding,' he continued, warming to his theme, 'I shall use the same IC for encryption and decryption.'

'It's probably against regulations,' muttered Jean-Paul as he swept out with vigorous strokes of the broom. After Jean-Paul Eno had left, Alf regretted his rash claim. How on earth was he going to do it?

To Alf, ICs are either 741s, 555s or CMOS logic, and as the first two didn't seem too promising he started leafing through his 'Penguin Guide To CMOS' book in search of something that would do the trick. He eventually came up with an IC that would do for both encryption and decryption — it left one of the five data lines unencrypted, but to Alf that was a minor point. On further study of his book, he came to the conclusion that the IC he had chosen was also the only one that would work.

'You're almost right,' said Auntie. 'There's another similar IC that would also work.'

Which ICs were they?

The answer to last month's puzzle:

LED7 and LED8 would light up first. LED6 would never light at all because LED3 drops about 1.7V and LED6 requires about 1.9V to light.



Why search for an ordinary job?
We wish to recruit

TRAINEE TECHNICIANS

(Communications Science and Technology Officers)

to be trained for Telecommunication and Electronics support Technicians or Computer Software Technicians.

Applicants must hold, or expect to obtain in 1986, a BTEC or SCOTEC Certificate, Diploma or Higher in Telecommunications, Electronics or Computer Engineering. English Language 'O' level is required and preference will be given to candidates under 25 years on 31 December 1986 who hold GCE 'O' levels in Maths and Physics. We are looking for candidates who can demonstrate an interest in both analogue and digital communications.

TOTAL PAY PACKAGE (including Special Pay Additions) as a Trainee aged 18 years - £6,088 pa rising to £8,642 pa after 3 years.

For full details and application form please telephone or write to the Recruitment Officer at the address shown below:



GCHQ THE RECRUITMENT OFFICE, GCHQ, ROOM A/1108
OAKLEY, PRIORS ROAD, CHELTENHAM, GLOS GL52 5AJ
OR TELEPHONE (0242) 32912/3

Complete Parts Sets for ETI Projects

MAINS CONDITIONER

FEATURED IN ETI, SEPTEMBER 1986

It is astonishing how many people buy or build top-flight hi-fi equipment, and then connect it to a noisy, spiky mains supply. Rather like buying a Ferrari and trying to run it on paraffin, you might think. Expecting crystal clear sound, the poor music enthusiast ends up with a muddy, confused mush, and feels that he has somehow been cheated. 'Is this hi-fi? My music centre sounded just as good!'

The domestic mains supply is riddled with RF interference, noise, transient spikes, and goodness knows what else. Computers crash, radios pop and crackle, tape recordings are spoiled and hi-fi sounds 'not quite right'. Why put up with it when the solution is so simple? The ETI mains conditioner is the lowest cost upgrade you will ever buy, and probably the most effective!

Our approved parts set consists of PCB, all components, toroid, enamelled wire, fixing ties, fast response VDR, and full instructions.

ETI MAINS CONDITIONER PARTS SET ONLY £4.60!
*Note: the toroid and VDR supplied are superior to the types specified in the article.



POWERFUL AIR IONISER

FEATURED IN ETI, JULY 1986

Ions have been described as 'vitamins of the air' by the health magazines, and have been credited with everything from curing hay fever and asthma to improving concentration and putting an end to insomnia. Although some of the claims may be exaggerated, there is no doubt that ionised air is much cleaner and purer, and seems much more invigorating than 'dead' air.

The DIRECT ION ioniser caused a great deal of excitement when it appeared as a constructional project in ETI. At last, an ioniser that was comparable with (better than?) commercial products, was reliable, good to build, and fun! Apart from the serious applications, some of the suggested experiments were outrageous!

We can supply a matched set of parts, fully approved by the designer, to build this unique project. The set includes a roller lined printed circuit board, 66 components, case, mains lead, and even the parts for the tester. According to one customer, the set costs 'about a third of the price of the individual components'. What more can we say?



DIRECT ION PARTS SET £9.50

SPECIAL OFFER

FREE MATCHBOX AMPLIFIER PCB

L165V IC £3.90 FREE Bridge amp. PCB with every 2 IC'S purchased.

COMPLETE SINGLE IC AMPLIFIER PARTS SET ... £6.50

COMPLETE BRIDGE AMPLIFIER PARTS SET ... £8.90

Orders should be sent to Specialist Semiconductors at the address below including 60p towards postage and packing. Please allow up to 14 days for delivery. There is no telephone service at the moment, but all letters or requests for lists will be answered (at top speed if you send SAE!)

Specialist SEMICONDUCTORS
FOUNDERS HOUSE REDBROOK MONMOUTH GWENT

OSCILLOSCOPES

TELEQUIPMENT D75 Dual Trace 50MHz Delay Sweep ... £350
COSSOR CDU150. Dual Trace 35MHz Solid State. Portable 8x10cm display. With Manual ... £200
GOULD OS255. Dual Trace 15MHz ... £200
TELEQUIPMENT D61 Dual Trace 10MHz. With Manual ... £150
S.E. LABS SM111. Dual Trace 18MHz Solid State. Portable AC or External DC operation 8x10cm display. With Manual ... £150
TELEQUIPMENT D43. Dual Trace 15MHz. With Manual ... £100
TELEQUIPMENT S54A. Single Trace 10MHz. Solid State. With Manual ... £110

PHILIPS DIGITAL MULTIMETERS

4 digit, auto ranging. Complete with batteries and leads (p&p £5)
TYPE PM2517X (LCD) ... £75

MULTIMETERS

AVO 9 Mk 4 (Identical to AVO 8 Mk 4 but scaled differently) Complete with Batteries & Leads ... £55
AVO 8 Mk 2 Complete with Batteries & Leads £45
Above items in GOOD WORKING ORDER - appearance not A1 hence the price
AVU TEST SET No 1 (Military version of AVO B) Complete with batteries, leads & Carrying Case ... £65
AVO Model 7x. Complete with batteries, leads & carrying case ... £40
AVO Model 73. Pocket Multimeter (Analogue) 30 ranges. Complete with batteries & leads ... £18
AVO 72 - Similar to above but no AC current range. With batteries & leads ... £10

AVO TRANSISTOR TESTER TT169

Handled. GO/NO GO for In-situ Testing. Complete with batteries, leads & instructions. (p&p £3) NOW ONLY £12

PROFESSIONAL 9" GREEN SCREEN MONITORS made by KGM for REUTERS Gives quality 80 column x 24 line display. Composite video in. Cased. Good condition ... ONLY £32 each
DISK DRIVE PSU 240V 1A; 5V 1.6A & 12V 1.5A out. Size: W125mm. H75mm. D180mm. Cased. Un-used. Only £10.00 each (P&P £2)
Querty keyboard (as in Lynx Micro). Push to make. Cased ... £5 each (P&P £2)

Various 5 1/4" Floppy Disk Drives and Stepping Motors Available

COMMUNICATION RECEIVERS

Racal RA17L 500KHz-30MHz ... ONLY £140 each with manual
Eddystone 730/4 480KHz-30MHz only £110 each with manual.

ADVANCE AM/FM SIGNAL GENERATOR Type SG63A 7.5-230MHz ... £75
ADVANCE AM SIGNAL GENERATOR SG62B. 150 KHz-220MHz ... £45
ADVANCE AM SIGNAL GENERATOR Type 62. 150KHz-220MHz ... £30
METRIX WOBBLULATOR Type 210. 5-220MHz ... £20
PHILIPS WOBBLULATOR GM2877S 5-220MHz & 440-880MHz ... £100
LABTEAR COLOUR BAR GENERATOR CM6037 (P&P £4) ... £60
VIDEO CIRCUITS V31A CRT ANALYSER/BOOSTER (Scratched Case) ... £60
WAYNE KERR COMPONENT BRIDGE 8521 (CT375) 100uH-500KH; 1pF-5F; 1 milliOhm-1000Mohm ... £35
RACAL 32MHz UNIVERSAL COUNTER TIMER Type 836 ... £50
MARCONI TF2604 (Later version of TF 1041 VTVM) 20Hz-1500MHz; AC/DC/Ohms AC 300mV-300V FSD ... £80
MARCONI VIVE VOLTMETER TF2600 10Hz-100MHz; 1mV-300V FSD ... £40
PHILIPS COLOURBAR GENERATOR type 5501 (P&P £5) ... £100
PHILIPS COLOURBAR GENERATOR type 5508. Video out. Many Functions ... £125

ISOLATING TRANSFORMERS

240V INPUT - 240V OUTPUT
500 VA £15ea P&P £5 200 VA £8ea P&P £3

NEW EQUIPMENT

HAMEG OSCILLOSCOPE 605. Dual Trace 60MHz. Delay Sweep. Component Tester ... £515
HAMEG OSCILLOSCOPE 203.5. Dual Trace 20MHz. Component Tester ... £270
All Other Models Available.

BLACK STAR FREQUENCY COUNTERS P&P £4
Meter 100 - 100MHz ... £99
Meter 600 - 600MHz ... £128
Meter 100 - 1GHz ... £175
BLACK STAR JUPITER 500 FUNCTION GENERATOR. Sine/Square/Triangle. 0.1Hz - 500KHz. P&P £4 £110
HUNG CHUNG OMM 6010. 3 1/2 digit. Hand held 28 ranges including 10 Amp AC/DC. Complete with batteries & leads. P&P £4 ... £33.50

OSCILLOSCOPES PROBES. Switched x1; x10 P&P £2 ... £11


Used equipment - with 30 days guarantee. Manuals supplied if possible.
This is a VERY SMALL SAMPLE OF STOCK. SAE or Telephone for Lists. Please check availability before ordering. CARRIAGE all units £12. VAT to be added to Total of Goods & Carriage.

STEWART OF READING

110 WYKEHAM ROAD, READING, BERKS RG6 1PL

Telephone: 0734 68041 Callers welcome 9 am - 5.30 pm Mon.-Fri. (until 8 pm Thurs.)

CROSSWORD No. 9



Solution to Crossword No. 8

- | | | |
|-------------|----------------|----------------|
| ACROSS | 19) Atari | 5) Array |
| 1) In phase | 20) Ghost | 6) Hi-fi |
| 8) Arcing | 24) Pointer | 7) AGC |
| 9) Blurred | 25) Static | 10) Break |
| 10) BASIC | 26) Utility | 11) Concurrent |
| 12) MSDOS | | 14) Count |
| 13) Dry | | 15) Sentinel |
| 15) Sink | DOWN | 18) ASCII |
| 16) Isolate | 2) Null string | 21) Head |
| 17) Disc | 3) Harmonic | 22) Port |
| 18) AND | 4) Slew | 23) SSB |

DOWN

ACROSS

- The colour which represents zero (5).
- Metallic element, the oxide of which is used in the production of magnetic tape (8).
- The space in which a force such as electricity or magnetism exerts its influence (5).
- An IC socket in which the height above the PCB is kept to a minimum (3,7).
- A write-protected disc or memory (4,4).
- In computer terms, a complete block of data to which a directory name has been given (4).
- Critical _____ Analysis (4)
- You call him out when the television blows up (8).
- The restoration of a signal to its original frequency/amplitude relationship following, say, the phono or tuner input of a pre-amplifier (2-8).
- A resistor used to preset a load to the open collector output of an IC (3-2).
- One of Acorn's home computers (8).
- BASIC command which loads a program without destroying the program already resident (5).

- Area of computer memory used for temporary storage of input/output data, strings, etc (6).
- In machine code, a direct jump with a return address stored on the stack (4).
- A type of aerial, or means of flogging (4).
- Print CHR\$(58) and this will appear on the screen (5).
- Peripheral which converts an analogue value into digital form (9).
- To resist AC signals (6).
- An element which when added to pure silicon produces an excess of electrons, giving an N-type semiconductor (5).
- Instrument for measuring power (9).
- Linear (abbreviation) (3).
- Prevent a voltage or current exceeding a preset value (5).
- A small variable capacitor in series with and for adjusting the value of a larger tuning capacitor (6).
- the AC component of a DC voltage, such as the 50 Hz signal found across a power supply (6).
- Marks on the phosphor of a CRT, or is it acne? (5).
- A collection of neutrons, protons and electrons (4).
- Short term for sinusoidal (4).

NEXT MONTH

AN ARGUS SPECIALIST PUBLICATION

electronics today

INTERNATIONAL

DOES YOUR BLOOD PRESSURE RISE?

FREE BioFeedback Monitor FREE

Over the next two months, we'll deal with the theory of bio-feedback and describe a practical monitor circuit. In fact, there are two circuits — one for a basic model and one for a slightly more sophisticated version. We're giving away the PCB for both models and the components for the basic version.

Power MOSFETs

Are these devices really as mysterious as they're made out to be? What lurks within the little black plastic bags? We investigate the facts and let you know everything you need to get to grips with some elegant circuitry.

The Next Great Little IC

The LM2917 is set to follow in the giant footsteps of the tiny 741 and 555. Sold as a tachometer chip and basically a frequency-to-voltage converter, it is a lot more besides. We think it's got a great future, so stick with us while we tell you why.



PLUS:

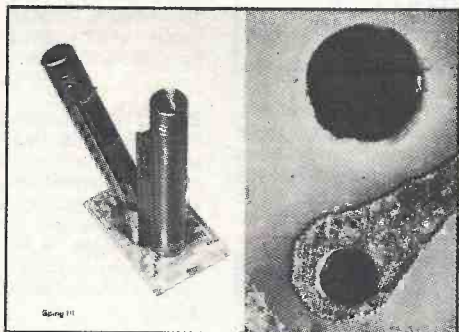
All our regular features, circuit ideas, Tech Tips, projects, letters, news and views. Also, the second part of the ETI Business Supplement with more inside gen on how to be your own boss... And More.

THE NOVEMBER ISSUE OF ETI — ON SALE 3rd OCTOBER

All the articles listed above are at an advanced stage of preparation, but circumstances beyond our control may prevent their publication.

POCKET INSPECTION MICROSCOPE

The self-illuminated pocket microscopes are about the size of a long slim pack of cigars. They weigh 4½ ounces and provide a clear 30-power magnification (with the Spirig-30 £18.90), or a 100-power magnification (with the Spirig-100 £27.90) model of any surface on which it is easily focused.




No Sp III the compact design of the SPIRIG microscopes allow to almost any surface to be closely inspected.

For further information call Guildford (0483) 505260 or write to COBONIC LTD, 32 LUDLOW ROAD, GUILDFORD, SURREY GU2 5NW or telex 28604 ref 1321.

Master Electronics - Microprocessors - Now! The Practical Way!

- Electronics - Microprocessors - Computer Technology is the career and hobby of the future. We can train you at home in a simple, practical and interesting way.
- Recognise and handle all current electronic components and 'chips'.
- Carry out full programme of experimental work on electronic computer circuits including modern digital technology.
- Build an oscilloscope and master circuit diagram.
- Testing and servicing radio - T.V. - hi-fi and all types of electronic/computer/industrial equipment.



New Job? New Career? New Hobby?

SEND THIS COUPON NOW.

FREE! COLOUR BROCHURE

Please send your brochure without any obligation to

OR TELEPHONE US 062 67 6114
OR TELEX 22758 (24 HR SERVICE)



NAME _____ I am interested in

ADDRESS _____ ELECTRONICS

_____ MICROPROCESSORS

_____ RADIO AMATEUR LICENCE

_____ CITY & GUILDS EXAMS

Other Subjects

British National Radio & Electronics School P.O. Box 7, Teignmouth, Devon, TQ 14 0HS

ELECTRONICS TODAY INTERNATIONAL CLASSIFIED

Lineage:

42p(+ V.A.T.) per word (minimum 15 words)

Semi Display: (minimum 2 cms)

£11.60 per single column centimetre

Ring for information on series bookings/discounts

All advertisements in this section must be prepaid.

Advertisements are accepted subject to the terms and conditions printed on the advertisement rate card (available on request)



01-437 0699 Ext 291

Send your requirements to:
Duncan Neilson,
ETI Class. Dept.,
ASP Ltd.,
1 Golden Square,
London W1.

ALARMS

RADIO PAGING CAR ALARM — DETECTS A THEFT IN PROGRESS BEFORE THE VEHICLE IS ENTERED. Tamper protection is achieved by 'Resonance sensing', a method which can detect say someone trying to pick a lock, operate a door handle, smash a window, or even a vehicle collision. Additionally the alarm can be triggered by courtesy light switches, motion detectors etc.

On triggering, the transmitter will send out its coded signal (via the car radio antenna) to your pocket pager, which will alert you will a clear bleeping tone. Control for automatic antennas is included, which will extend the antenna, allow the signal to be transmitted, and then retract it to its original position.

A COMPLETE KIT is available which includes an ALARM & TRANSMITTER UNIT, POCKET PAGER, HORN SIREN, AND TWO RESONANCE SENSORS.

K1...PAGING CAR ALARM..UP TO 1 MILE RANGE£129.00 + VAT

K2...PAGING CAR ALARM..UP TO 4 MILES RANGE£149.00 + VAT

NOTE: THESE ALARMS NOT LICENSABLE IN THE UK.

PLEASE ADD £5.00 POSTAGE AND PACKAGE (UK) £12.00 OVERSEAS.

MEL DESIGN PRODUCTION LTD.

**UNIT 8, NEWGATE COURT,
 PARADISE STREET, COVENTRY,
 WEST MIDLANDS, CV1 2RU.
 TEL. 0203 26262.**



COMPONENTS

METAL FILM RESISTORS AT CARBON FILM PRICES

0.25 Watt 5% and 2%, Specification meets: EIA RS196A, JIS-C-6402, IEC 115-1

5% 1R to 10M£7.00 for 1000 per value
 2% 4R7 to 4M7 .. £12.00 for 1000 per value

LEADS CUT AND BEND TO YOUR SPEC £8.00 per 40,000 OFF
 Prices exclude VAT. Please add £1.50 P&P to orders less than £20.00

MEL Design Production Ltd
Unit 8 Newgate Court,
Paradise Street, Coventry,
West Midlands, CV1 2RU.
Tel: 0203 26262.

PROMs - EPROMs - PALs

ANY PROGRAMMABLE IC SUPPLIED OR BLOWN

PRICES (Including Programming)

2716	£2.85	2732	£3.10
2764	£2.60	27128	£3.85 etc.

BIPOLAR PROMs from £1.50

e.g. 82S123, 18S030, 74S288

PALs, PLDs etc. from £4.05

e.g. 82S153, 16L8, EP300

Full design and prototyping service

Any quantity programmed - SAE or phone for details

**P.L.S., 16 Wordworth Drive,
 Cheam, Surrey, SM3 8HF
 Phone 01-644 8095**

PROOPS DISTRIBUTORS LTD.

N.E.C. BAR GRAPHIC L.E.D.'S
 green only packet of 18 £1.00 inc P&P SEND NOW TO:

PROOPS DISTRIBUTORS LTD.
**HEYBRIDGE ESTATE,
 CASTLE ROAD,
 LONDON NW1 8TD
 TEL: 01-267 6911.**

PANEL METERS, transformers, test equipment, sirens, tools, microphones, service aids. Send £1 for new fully illustrated 170 page catalogue. M. Dziubas, 158 Bradshawgate, Bolton, Lancs.

FOR SALE

AUTOMATIC GARAGE DOOR OPERATORS. £65.00. S.A.E. for details to Mulberry Ltd, 116 Grosvenor Road, Aldershot, Hants.

SCOPES, Avos (5,7,8) Meggers, Sig Generators, PSU's etc. Price list available. Very competitive prices (0582) 425079.

2000!

... Ex-Pub amusement PCB's for sale. Containing many caps, resistors, i.c.'s, Diodes, Eproms, 280's, crystals etc. £10.00 each or offers for the lot.

RING (0532) 455685

FOR SALE

★ SPECIAL OFFER ★

(ends 31/10/86)

Universal Nicad Charger £6.95 (NEW) with 4 rechargeable AA/HP7 cells (ex equip tested & guaranteed).

Charges any combination PP3, AA, C&D cells.

NICADS 4 for £2.30 or 10 for £5 (ex equip tested & guaranteed).

SEND 80p P&P, goods sent by return.

CROYDON DISCOUNT ELECTRONICS
**40 Lower Addiscombe Road
 Croydon, Surrey CRO 6AA**

MINI Surveillance F.M. transmitter kit £5.00. Also many surplus components 021-355 3724 or 021 354 1383 6.00pm - 8.00pm.

STEREOAMPS 120 watt (60+60). Case-D.I.N. sockets and controls. 9.40V/smoothing. Protected outputs 3/15 OHM tested and diagrams £10/Inc. KIA 8 Cunliffe Road, Ilkley.

BACK ISSUES ETI and Hobby Electronics, many complete years. Most in binders. Offers. Mr Yarnell (01) 472 9834.

KITS

68008 SINGLE board computer, contains 80 T/D/S disc interface, colour display, 8K monitor etc. Bare P.C.B. or built. Also 6809 micro-set system and tangerine conversions. S.A.E. for details. (state which) Ralph Allen Eng Forncett-End Norwich.

ETI KITS assembled and tested* by electronic trainees under supervision within a purpose built electronic workshop for as little as £10* (* depending on type of kit and complexity). Contact:- A.J. Smith, Dept K.A. Electronics Workshop, Lincoln I.T.E.C. Dean Road, Lincoln LN2 4JZ. Tel. 0522 43532.

LINSLEY HOOD Designs. Send S.A.E. for details to Teleradio Electronics. 325 Fore Street, London N9 OPE.

ECOLIGHT

DETERS BURGLARS FROM EVEN ATTEMPTING A BREAK-IN.

As features in ETI July 1984 and Electronic Digest Spring 1986.

Full kit of parts £23.00

PCB only £4.75

Reprint of article 75p

G.P. ELECTRONIC SERVICES,

**87, Willow Tree Avenue,
 Durham DH1 1DZ.**

ALARMS

FREE BOOKLET
 on
BURGLAR ALARMS
 with
LOWEST U.K. DIY PUBLISHED PRICES
 PHONE OR WRITE FOR YOUR COPY
051-523 8440
AD ELECTRONICS
 217 WARBRECK MOOR
 AINTREE, LIVERPOOL L9 0HU

LOWEST PRICED TOP QUALITY fire and Intruderr alarm equipment, etc. SAE for catalogue Security Services, 62 High St, Hythe, Kent CT21 5JR.

BOOKS

PARAPHYSICS Journal (Russian Translation); Psychotronics; Kirlianography, Heliphonic Music, Telekinetics. Computer Software. S.A.E. 4 x 9", Paralab, Downton, Wiltshire.

COMPUTER ADD-ONS

AMSTRAD OUTPUT PORT. Plugs into printer port and provides seven open-collector outputs. Easy to use from Basic or M/C. £14.95 inc. S.A.E. for details. NCJ Electronics, 13 Binfield Square, Ella Street, Hull HU5 3AP.

COMPUTER ADD-ONS

16K FOR £16!!! Sideways ram unit for BBC micro. Includes software. No soldering required. Viking Micro's, 5 Kirby Hill, Braddan, Isle of Man.

COILS & CHOKES

MAXI-Q

COILS AND CHOKES
 PREVIOUSLY MADE BY DENCO
 S.A.E. PRICE LIST

**8 BRUNEL UNITS, BRUNEL RD,
 GORSE LANE IND. ESTATE,
 CLACTON, ESSEX CO15 4LU.
 TEL: (0255) 424152**


EQUIPMENT

**WOULD YOU BUY A CAR
WITHOUT A TEST DRIVE?
THEN WHY BUY A MIXER
WITHOUT A TEST DRIVE?**

Thinking about a new project — from a small Mixer to a large studio complex — come and talk over ideas with the people who offer manufacturing and user experience at our new premises:

**Unit D, 318 High Road,
Benfleet, Essex SS7 5HB**
TO TAKE THAT TEST DRIVE —
PHONE 0268-793381

(Weekend Committee visits
welcome by prior arrangement)



**PARTRIDGE
ELECTRONICS**

Head Office, 56 Fleet Road, Benfleet, Essex SS7 5JN
Telephone 0268-793256

**GEIGER COUNTER CON-
STRUCTION KITS.** Simple,
inexpensive portable nuclear
radiation detectors. Pocket-size
£46.92. Robust audio - visual
£81.42. Postage included. Full
assembly instructions. Becker -
ET 8 Finucane Drive, Orpington
0689 37821.

KITS AND READY BUILT

FM TRANSMITTERS Same day
despatch **MINIATURE MODEL**
frequency 60-145 Mhz, range 1
mile. Glass fibre P.C.B. All
components. Full instructions 9-
12V operation, broadcast
reception. Super sensitive
microphone. Pick up on **FM/VHF**
radio. £6.95 inc or ready built
£8.95. Size 57 x 19 x 12mm. **HIGH
POWER MODEL.** 3 watts 80-108
MHz. Professional broadcast
performance. Low drift varicap
controlled. Range up to 7 miles.
12V operation. Any input
audio/microphone. All compo-
nents P.C.B. diagrams and
instructions. Size 103 x 39 x 29mm.
Kit 13.99 inc or ready built £18.99
inc. **TONE GENERATOR** 3-
selectable functions; PIP, Warble
and pulse tone. All components,
instructions & P.C.B., feed into any
audio input or transmitter; variable
frequency and gating controls. 6-
12V operation 53 x 38 x 14mm.
£5.50 incl. **TONE GENERATOR
POWER AMPLIFIER.** All
components, instructions and
P.C.B. turnstone generator into a
high power siren for alarms; 18
watts max. at 12-15V. 62 x 38 x
14mm £7.00 inclusive **DIGITAL
CLOCK/TIMER MODULE.**
12/24 hour & seconds (0.7inch
LED) display, 8-functions.
Applications: uncommitted output
transistor for switching on Tape-
recorders; Lighting, Security, etc.
External Loudspeaker Output. 84 x
38 x 16.25mm. Full instructions &
Modular PCB £17.49 inclusive.
MAINS TRANSFORMER for above
if required: £5.24 incl. **DIGITAL
CODE LOCK MODULE: 4
18V.DC** operation; 10,00
combination quality key; pad;
programmable code; low-power 3-
outputs (0.2A); **3-LED** status
indicators; All components,
instructions & PCB. Applications;
Alarms; garage doors; cars, etc. 39
x 62 x 9mm. Kit: £15.95 incl. Ready
built; £19.95 incl **ZENITH ELEC-
TRONICS.** 21 Station Road
Indust. Estate, Hailsham, E. Sussex
BN27 2EW. Tel: 04353 2647.

MISCELLANEOUS

HEATHKIT U.K. Spares and
service centre. Cedar Electronics,
Unit 12, Station Drive, Bredon,
Tewkesbury, Glos. Tel. 0684
73127.

SERVICES

JM ELECTRONICS

- * PROFESSIONAL PCB DESIGN
- * SINGLE SIDED TO PTH
- * PRODUCTION FACILITIES AVAILABLE
- * QUICK TURN ROUND

For quotes or further details contact us at;

JMJ ELECTRONICS

14, BLENHEIM CLOSE, SHEPRETH, NR. ROYSTON,
HERTS. SG8 6PT.
Tel: (0763) 62184

ORGAN KEYBOARDS

**ELECTRONIC ORGAN KEY-
BOARDS** and other parts being
cleared out. Special Offer: Elvins
Electronic Musical Instruments,
40A Dalston Lane, London E8.

PLANS & DESIGNS

AMAZING ELECTRONIC plans,
lasers, gas, ruby, light shows, high
voltage tester, van de graph sur-
veillance devices ultrasonics,
pyrotechnics, new solar genera-
tor, 150 more projects, catalogue.
S.A.E. Plancentre, Old String
Works, Bye Street, Ledbury HR8
2AA.

POWER SUPPLIES

**240v AC ELECTRICITY from
two 12v batteries!!** Encapsulated
ready built electronic module with
screw terminals!! Comprehensive
instructions supplied. Just add
transformer and other easily
obtained accessories. 250W out-
put. Limited number available. £25
(inclusive). **Chataigne Products,**
Green Lane, Great Horkesley,
Colchester, Essex, CO6 4HD.
(Proprietor J.A. Richmond.)

150W SWITCHMODE PSU. +5V
at 8.4A; +12V at 4.8A; +24V at 1.7A;
-12V at 0.2A. Perfect working
order, over £70 in Henries Radio
£29 + Carr. 0245-50927 after
6.00pm.

PAXX POWER Modules 5-18v 1A
£9.95 inc P&P SAE into JCE PO
Box 31, Bridgwater, Somerset TA5
2LQ.

WANTED

Turn your surplus
transistors, IC's etc., into
cash. Immediate settlement.
We also welcome the
opportunity to quote for
complete factory clearance.
Contact:

Coles Harding & Co.
103 South Brink
Wisbech, Cambs.

ESTABLISHED OVER 10 YRS
Tel: 0945 584188

REPAIRS

FIXED CHARGE REPAIRS to
Spectrum, Commodore, BBC,
Electron E.G. Spectrum £17.95,
Commodore £29.95. Mansfield
Computers, 33 Albert Street,
Mansfield NG18 1EA. Tel 0623
31202.

BBC REPAIRS FROM £12.50 by
Microfix, the Acorn Specialists.
Also disc drives, printers etc.
Microfix, 191 Freston Rd, London
W10. (01) 968 9214.

SWITCHES

**VOICE/SOUND ACTIVATED
SWITCHES** easy to follow dia-
grams and uses only £1.00. Com-
ponents and P.C.B.'s available:
**Herrington, 63 Home Farm Rd,
Hanwell, London W7 1NL.**

TRAINING COURSE

**PROFESSIONAL
ELECTRONICS
TECHNICIANS**

Short re-training courses
(1-3 weeks)

VCR SERVICING
MICROCOMPUTER
SERVICING

(ONC/OND/HNC also available
in modules)

* MSC GRANT AID to
EMPLOYERS/TRAINEEES *

Television/Video/CCTV/
MICROELECTRONICS
Information Technology/
CAD/CAM/ATE
MICROPROCESSORS/
Computers/CONTROL

**LONDON ELECTRONICS
COLLEGE**
Dept (ETI)
20 Penywern Road
LONDON SW5 9SU. 01-373 8721
Next course starts 6th October and
27th October.

SPECIAL OFFERS

FREE MEMBERSHIP to a new
**NATIONAL ELECTRONICS
CLUB.**

For details and a free gift of
components worth over £10
send only £1.00 p&p to
**Woodside, Dowsett Lane,
Ramsden Heath,
Essex CM11 1JL.**

DESIGN SERVICES, micropro-
cessor, special interfaces, ana-
logue, digital, signalling, alarm
systems, PCB design and artwork.
Prototype and small batch pro-
duction. **ALAB ELECTRONICS.**
Grantham (0476) 860089.

FREE PROTOTYPE of the finest
quality with every P.C.B. artwork
designed by us. Competitive hourly
rates, and high standard of work.
Halstead Designs Limited,
Finsbury House, 31 Head St,
Halstead, Essex CO9 2BX. Tel:
0787 477408.

ELECTRONIC Design Services,
EPROM programming (2708-
27512), PAL programming from
Masters or Fuse Plots. Also PAL
Design Services from Text,
Boolean Expressions, etc. U.E.D.
Ltd, Castlebellingham, Co. Louth,
Ireland. Tel: 042-72127.

SUPPLIES

BENCH POWER SUPPLY
Stabilised output, 5-9-12 & 15v at 1
amp. Overload protected. £22.95

DUAL POWER SUPPLY
Fully regulated and current limited.
Metered voltage and current. 0-25v, 1
amp. £59.50

LOGIC PROBE
Switched for TTL or CMOS. £17.95
INFRA-RED REMOTE CONTROL
High security. Numerous applications,
switching house and car alarms,
garage doors, car locks, etc. £26.
Prices include p&p. All products carry
a 12 mth guarantee. Trade enquiries
welcome.

Phasor Circuits,
12 Kendal Road, Leicester,
LE4 7GP. Tel: (0533) 830953.

SATELLITE T.V.

**COMP
SHOP**

** LOWEST PRICES IN U.K.!! **

Large stockists of dishes (1.2-3am),
receivers. LNB's, positioners, polarizers,
line-amps, splitters, cable, can easily be
installed yourself.

- **INSTALLATION HELPLINE** -
Complete systems from £499 plus £30 p&p
and VAT. All major credit cards accepted,
continuous demonstrations at our Retail/
Trade outlets.

COMPSHOP HI-TECH

311 London Rd
(A.30 opposite Cannon Cinema)
Camberley, Surrey GU15 3HE.

Open 7 days/week 10am - 7pm
Tel: (0276) 22677

ETI — ADVERTISEMENT INDEX — OCTOBER 1986

<p>ADL TECHNOLOGY 42 AUDIOKITS 52 BNRS&ES 67 B.K. ELECTRONICS IFC J. BULL 10 CIRKIT DISTRIBUTION LTD 42 COBONIC 67 CRICKLEWOOD ELECTRONICS LTD 64 CROFTON ELECTRONICS 56 DELTA PHYSICS 15 DISPLAY ELECTRONICS 34 ELECTROMAIL 9 ELECTROMECH INDUSTRIES LTD 16 FIELD ELECTRONICS 42 GCHQ 65 GREENBANK ELECTRONICS 56 HAPPY MEMORIES 56 HART ELECTRONIC KITS LTD 52 HENRY'S AUDIO ELECTRONICS 19 ICS 62 JAYTEE ELECTRONIC SERVICES 62 KESTREL COMPONENTS 41 LOUTRONICS 33</p>	<p>42 52 67 IFC 10 42 67 64 56 15 34 9 16 42 65 56 56 52 19 62 62 41 33</p>	<p>MANCOMP MAPLIN MICRO CONCEPTS MICROKIT MJL OMEGA ELECTRONICS OMNI ELECTRONICS PINEAPPLE SOFTWARE P.F. RALFE RISCOMP LTD SERVICE TRADING CO SHERWOOD DATA SOCIETY OF ELECTROSCIENCE SPECIALIST SEMICONDUCTORS STEWART OF READING TECHNOMATIC THANDAR TJA DEVELOPMENTS TK ELECTRONICS UNIVERSAL SEMICONDUCTOR DEVICES LTD VIDEOVAULT WILMSLOW AUDIO</p>	<p>IBC OBC 21 55 64 12 62 52 41 15 + 27 41 12 12 66 66 4/5 27 41 13 33 8 62</p>
---	---	---	--

E
L
E
C
T
R
O
M
A
R
T

E
L
E
C
T
R
O
M
A
R
T

LANCASHIRE

ETESON ELECTRONICS
 15B Lower Green,
E.E. Poulton-le-Fylde, Blackpool
 Tel: (0253) 885107
 Open: 9.30am-12.30. 1.30-5.30. Closed Wed & Sun.
 Electronic Component Specialists.

35 ELECTRO SUPPLIES
 NORTHERN COMPONENT SPECIALISTS
 Test Equipment, Computers, Peripherals
 SEND FOR CATALOGUE Trade Enquiries Welcome
 45 LOWER HILLGATE, STOCKPORT, CHESHIRE. 061 477 9272
 also at SHAWCLOUGH ROAD, WATERFOOT, ROSSENDALE BB4 9JZ. 0706 215556

LIVERPOOL

PROGRESSIVE RADIO
 87/93 Dale Street. Tel 051 236 0154
 47 Whitechapel. Tel 051 236 5489
 Liverpool 2
 'THE ELECTRONICS SPECIALISTS'
 Open: Tues-Sat 9.30-5.30

SCOTLAND

FOR YOUR PRE-CHRISTMAS ADVERTISING
 PHONE 01-437 0626

electronics today

INTERNATIONAL

CLASSIFIED ADVERTISING COUPON
 Post to: ETI, 1 Golden Square, London W1A 3RB

Rates:- 42p per word (min. charge £6.30). Semi display (min. 2cms) £11.60 per single column centimetre.

Please debit my Access/Barclaycard No.

Expiry date.....
 £.....for.....insertions.

Please use BLOCK-CAPITALS and include post codes.
 Classification
 Name (Mr/Mrs/Miss/Ms)
(delete accordingly)
 Address
 Signature..... Date.....
 Daytime Tel. No.



MANCOMP LTD.

add £0.50 P&P ORDERS ABOVE £5 add £1.80 P&P + 15% VAT to all orders.

(Dept. E.T.I.10), Printworks Lane,
Levenshulme,
Manchester M19 3JP.
Tel: 061-224 1888/9888

OPEN
MON-SAT
9AM-8PM

74 SERIES		74LS SERIES		74LS41		4572		0.45		LINEAR I Cc		LM3888-1		7800		8039		4116-15		3.276 MHz	
7400	0.30	74LS00	0.24	74LS610	19.00	4584	0.90	4583	0.90	AD7591	12.00	LM3887	2.70	7805	2.25	8039	4.20	4116-15	2.00	3.276 MHz	1.50
7401	0.30	74LS01	0.24	74LS612	19.00	4585	0.48	4584	0.48	AD7592	12.00	LM3888	1.80	7806	2.25	8040	4.20	4116-20	2.00	3.5785 MHz	1.00
7402	0.30	74LS02	0.24	74LS614	19.00	4586	0.80	4585	0.80	AD7593	12.00	LM3889	1.80	7807	2.25	8041	4.20	4126-20	3.00	4.00 MHz	1.40
7403	0.30	74LS03	0.24	74LS616	19.00	4587	0.80	4586	0.80	AD7594	12.00	LM3890	1.80	7808	2.25	8042	4.20	4141-15 (TI)	6.00	4.194 MHz	1.50
7404	0.30	74LS04	0.24	74LS618	19.00	4588	0.80	4587	0.80	AD7595	12.00	LM3891	1.80	7809	2.25	8043	4.20	4164-15	2.00	4.43 MHz	1.00
7405	0.30	74LS05	0.24	74LS620	19.00	4589	0.80	4588	0.80	AD7596	12.00	LM3892	1.80	7810	2.25	8044	4.20	4184-30	2.00	4.628 MHz	1.50
7406	0.30	74LS06	0.24	74LS622	19.00	4590	0.80	4589	0.80	AD7597	12.00	LM3893	1.80	7811	2.25	8045	4.20	4416-15	3.50	4.9152 MHz	2.00
7407	0.30	74LS07	0.24	74LS624	19.00	4591	0.80	4590	0.80	AD7598	12.00	LM3894	1.80	7812	2.25	8046	4.20	4532-20	2.50	5.000 MHz	1.50
7408	0.30	74LS08	0.24	74LS626	19.00	4592	0.80	4591	0.80	AD7599	12.00	LM3895	1.80	7813	2.25	8047	4.20	4816A-P-3	2.00	5.069	1.75
7409	0.30	74LS09	0.24	74LS628	19.00	4593	0.80	4592	0.80	AD7600	12.00	LM3896	1.80	7814	2.25	8048	4.20	51015501	4.00	5.00 MHz	1.40
7410	0.30	74LS10	0.24	74LS630	19.00	4594	0.80	4593	0.80	AD7601	12.00	LM3897	1.80	7815	2.25	8049	4.20	5514/5114	4.00	6.144 MHz	1.44
7411	0.30	74LS11	0.24	74LS632	19.00	4595	0.80	4594	0.80	AD7602	12.00	LM3898	1.80	7816	2.25	8050	4.20	260	2.50	7.00 MHz	1.50
7412	0.30	74LS12	0.24	74LS634	19.00	4596	0.80	4595	0.80	AD7603	12.00	LM3899	1.80	7817	2.25	8051	4.20	6116P-3	3.50	7.188 MHz	1.75
7413	0.30	74LS13	0.24	74LS636	19.00	4597	0.80	4596	0.80	AD7604	12.00	LM3900	1.80	7818	2.25	8052	4.20	743201	1.50	8.00 MHz	1.50
7414	0.30	74LS14	0.24	74LS638	19.00	4598	0.80	4597	0.80	AD7605	12.00	LM3901	1.80	7819	2.25	8053	4.20	745289	1.50	8.867 MHz	1.75
7415	0.30	74LS15	0.24	74LS640	19.00	4599	0.80	4598	0.80	AD7606	12.00	LM3902	1.80	7820	2.25	8054	4.20	6810	1.60	10.00 MHz	1.75
7416	0.30	74LS16	0.24	74LS642	19.00	4600	0.80	4599	0.80	AD7607	12.00	LM3903	1.80	7821	2.25	8055	4.20	745189	1.80	10.50 MHz	2.50
7417	0.30	74LS17	0.24	74LS644	19.00	4601	0.80	4600	0.80	AD7608	12.00	LM3904	1.80	7822	2.25	8056	4.20	745201	3.50	10.70 MHz	1.50
7418	0.30	74LS18	0.24	74LS646	19.00	4602	0.80	4601	0.80	AD7609	12.00	LM3905	1.80	7823	2.25	8057	4.20	745289	1.50	11.00 MHz	3.00
7419	0.30	74LS19	0.24	74LS648	19.00	4603	0.80	4602	0.80	AD7610	12.00	LM3906	1.80	7824	2.25	8058	4.20	93415	6.00	12.00 MHz	1.50
7420	0.30	74LS20	0.24	74LS650	19.00	4604	0.80	4603	0.80	AD7611	12.00	LM3907	1.80	7825	2.25	8059	4.20	93422	7.50	14.00 MHz	2.50
7421	0.30	74LS21	0.24	74LS652	19.00	4605	0.80	4604	0.80	AD7612	12.00	LM3908	1.80	7826	2.25	8060	4.20	93425	6.00	14.756 MHz	1.75
7422	0.30	74LS22	0.24	74LS654	19.00	4606	0.80	4605	0.80	AD7613	12.00	LM3909	1.80	7827	2.25	8061	4.20				
7423	0.30	74LS23	0.24	74LS656	19.00	4607	0.80	4606	0.80	AD7614	12.00	LM3910	1.80	7828	2.25	8062	4.20				
7424	0.30	74LS24	0.24	74LS658	19.00	4608	0.80	4607	0.80	AD7615	12.00	LM3911	1.80	7829	2.25	8063	4.20				
7425	0.30	74LS25	0.24	74LS660	19.00	4609	0.80	4608	0.80	AD7616	12.00	LM3912	1.80	7830	2.25	8064	4.20				
7426	0.30	74LS26	0.24	74LS662	19.00	4610	0.80	4609	0.80	AD7617	12.00	LM3913	1.80	7831	2.25	8065	4.20				
7427	0.30	74LS27	0.24	74LS664	19.00	4611	0.80	4610	0.80	AD7618	12.00	LM3914	1.80	7832	2.25	8066	4.20				
7428	0.30	74LS28	0.24	74LS666	19.00	4612	0.80	4611	0.80	AD7619	12.00	LM3915	1.80	7833	2.25	8067	4.20				
7429	0.30	74LS29	0.24	74LS668	19.00	4613	0.80	4612	0.80	AD7620	12.00	LM3916	1.80	7834	2.25	8068	4.20				
7430	0.30	74LS30	0.24	74LS670	19.00	4614	0.80	4613	0.80	AD7621	12.00	LM3917	1.80	7835	2.25	8069	4.20				
7431	0.30	74LS31	0.24	74LS672	19.00	4615	0.80	4614	0.80	AD7622	12.00	LM3918	1.80	7836	2.25	8070	4.20				
7432	0.30	74LS32	0.24	74LS674	19.00	4616	0.80	4615	0.80	AD7623	12.00	LM3919	1.80	7837	2.25	8071	4.20				
7433	0.30	74LS33	0.24	74LS676	19.00	4617	0.80	4616	0.80	AD7624	12.00	LM3920	1.80	7838	2.25	8072	4.20				
7434	0.30	74LS34	0.24	74LS678	19.00	4618	0.80	4617	0.80	AD7625	12.00	LM3921	1.80	7839	2.25	8073	4.20				
7435	0.30	74LS35	0.24	74LS680	19.00	4619	0.80	4618	0.80	AD7626	12.00	LM3922	1.80	7840	2.25	8074	4.20				
7436	0.30	74LS36	0.24	74LS682	19.00	4620	0.80	4619	0.80	AD7627	12.00	LM3923	1.80	7841	2.25	8075	4.20				
7437	0.30	74LS37	0.24	74LS684	19.00	4621	0.80	4620	0.80	AD7628	12.00	LM3924	1.80	7842	2.25	8076	4.20				
7438	0.30	74LS38	0.24	74LS686	19.00	4622	0.80	4621	0.80	AD7629	12.00	LM3925	1.80	7843	2.25	8077	4.20				
7439	0.30	74LS39	0.24	74LS688	19.00	4623	0.80	4622	0.80	AD7630	12.00	LM3926	1.80	7844	2.25	8078	4.20				
7440	0.30	74LS40	0.24	74LS690	19.00	4624	0.80	4623	0.80	AD7631	12.00	LM3927	1.80	7845	2.25	8079	4.20				
7441	0.30	74LS41	0.24	74LS692	19.00	4625	0.80	4624	0.80	AD7632	12.00	LM3928	1.80	7846	2.25	8080	4.20				
7442	0.30	74LS42	0.24	74LS694	19.00	4626	0.80	4625	0.80	AD7633	12.00	LM3929	1.80	7847	2.25	8081	4.20				
7443	0.30	74LS43	0.24	74LS696	19.00	4627	0.80	4626	0.80	AD7634	12.00	LM3930	1.80	7848	2.25	8082	4.20				
7444	0.30	74LS44	0.24	74LS698	19.00	4628	0.80	4627	0.80	AD7635	12.00	LM3931	1.80	7849	2.25	8083	4.20				
7445	0.30	74LS45	0.24	74LS700	19.00	4629	0.80	4628	0.80	AD7636	12.00	LM3932	1.80	7850	2.25	8084	4.20				
7446	0.30	74LS46	0.24	74LS702	19.00	4630	0.80	4629	0.80	AD7637	12.00	LM3933	1.80	7851	2.25	8085	4.20				
7447	0.30	74LS47	0.24	74LS704	19.00	4631	0.80	4630	0.80	AD7638	12.00	LM3934	1.80	7852	2.25	8086	4.20				
7448	0.30	74LS48	0.24	74LS706	19.00	4632	0.80	4631	0.80	AD7639	12.00	LM3935	1.80	7853	2.25	8087	4.20				
7449	0.30	74LS49	0.24	74LS708	19.00	4633	0.80	4632	0.80	AD7640	12.00	LM3936	1.80	7854	2.25	8088	4.20				
7450	0.30	74LS50	0.24	74LS710	19.00	4634	0.80	4633	0.80	AD7641	12.00	LM3937	1.80	7855	2.25	8089	4.20				
7451	0.30	74LS51	0.24	74LS712	19.00	4635	0.80	4634	0.80	AD7642	12.00	LM3938	1.80	7856	2.25	8090	4.20				
7452	0.30	74LS52	0.24	74LS714	19.00	4636	0.80	4635	0.80	AD7643	12.00	LM3939	1.80	7857	2.25	8091	4.20				
7453	0.30	74LS53	0.24	74LS716	19.00	4637	0.80	4636	0.80	AD7644	12.00	LM3940	1.80	7858	2.25	8092	4.20				
7454	0.30	74LS54	0.24	74LS718	19.00	4638	0.80	4637	0.80	AD7645	12.00	LM3941	1.80	7859	2.25	8093	4.20				
7455	0.30	74LS55	0.24	74LS720	19.00	4639	0.80	4638	0.80	AD7646	12.00	LM3942	1.80	7860	2.25	8094	4.20				
7456	0.30	74LS56	0.24	74LS722	19.00	4640	0.80	4639	0.80	AD7647	12.00	LM3943	1.80	7861	2.25	8095	4.20				
7457	0.30	74LS57	0.24	74LS724	19.00	4641	0.80	4640	0.80	AD7648	12.00	LM3944	1.80	7862	2.25	8096	4.20				
7458	0.30	74LS58	0.24	74LS726	19.00	4642	0.80	4641	0.80	AD7649	12.00	LM3945	1.80	7863	2.25	8097	4.20				
7459	0.30	74LS59	0.24	74LS728	19.00	4643	0.80	4642	0.80	AD7650	12.00	LM3946	1.80	7864	2.25	8098	4.2				

**Lowest possible prices?
Top quality components?
Fast reliable service?
Large range?**



Maplin Just the ticket.

Pick up a copy of our new 1986 catalogue from most branches* of W.H. Smith for just £1.45.
Or post this coupon now, to receive your copy by post for just £1.45 + 40p p & p. If you live outside the U.K. send £2.50 or 11 International Reply Coupons. I enclose £1.85.

Name


Address

.....

.....

*Some branches are now out of stock.

ET/10/86



MAPLIN ELECTRONIC SUPPLIES LTD.

Mail Order: P.O. Box 3, Rayleigh, Essex SS6 8LR.
Telephone: Southend (0702) 554161

SHOPS

- BIRMINGHAM Lynton Square, Perry Barr, Tel: 021-356 7292.
- LONDON 159-161 King Street, Hammersmith, W6.
Telephone: 01-748 0926.
- MANCHESTER 8 Oxford Road, Tel: 061-236 0281.
- SOUTHAMPTON 46-48 Bevois Valley Road, Tel: 0703 225831.
- SOUTHEND 282-284 London Rd, Westcliff-on-Sea, Essex.
Telephone: 0702-554000

Shops closed all day Monday.