

electronics today

ISSN. 01-2-722P

INTERNATIONAL

MARCH 1981 65p

**PROTECT
YOUR HOME!
DIY keypad
security system**

**Electronic
Stethoscope
to build**

**Automatic
Frequency
Analysis**

**Noiseless Power
Switch Project**

**LASERS
AND
HOLOGRAMS**

MICROPROCESSORS... AUDIO...

TRANSCENDENT POLYSYNTH

By brilliant design work and the use of high technology components the Polysynth brings to the reach of the home constructor a machine whose versatility and range of sounds is matched only by ready built equipment costing thousands of pounds. Designed by synthesizer expert Tim Orr and being featured in this issue of Electronics Today International, this latest addition to the famous Transcendent family is a 4 octave (transposable over 7½ octaves) polyphonic synthesizer with internally up to 4 voices making it possible to play simultaneously up to 4 notes. Whereas conventional synthesizers handle only one at a time.

The basic instrument is supplied with 1 voice and up to 3 more may be plugged in. A further 4 voices may be added by connecting to an expander unit, the metalwork and woodwork of which is designed for side by side matching with the main instrument. Each voice is a

complete synthesizer in itself with 2 VCOs, 2 ADSRs, a VCA and a VCF (requiring only control voltages and a power supply, the voice boards are also suitable for modular 12 systems). One of these voices is automatically allocated to a key as it is operated. There are separate tuning controls for each VCO of each voice. All other controls are common to all the voices for ease of control and to ensure consistency between the voices.

Although using very advanced electronics the kit is mechanically very simple with minimal wiring, most of which is with ribbon cable connectors. All controls are PCB mounted and the voice boards fit with PCB mounted plugs and sockets. The kit includes fully finished metalwork, solid teak cabinet, professional quality components (resistors 2% metal oxide or metal film of 0.5% and 0.1%), nuts, bolts, etc.

**EXPANDABLE
POLYPHONIC
SYNTHESIZER**



**COMPLETE KIT
ONLY**

£320 + VAT

(Single voice)

Plug in extra

**Voices — Kit price £52 + VAT
(£48 + VAT if ordered with kit)**

Cabinet size 31.1" x 19.6" x 7.6" rear 3.4" front

Kit also available as separate packs

	Price	Pack	Price
ADSR IC CEM 3310	£4.00	Pack	
		POLY 1	Pair of PCB's for multiplex cct. K B contacts
VCO IC CEM 3340	£6.00	POLY 2	IC's, IC sockets, Rs, Cs, for multiplex cct
0.1% 25 ppm M.F. Res	£0.50	POLY 3	Superior quality keyboard
0.5% 25 ppm M.F. Res	£0.25	POLY 4	Contacts & bus bars
30 ppm multilayer ceramic cap	£0.50	POLY 5	Double sided plated through PCB for digital control & pitch/gate generator cct
ICs and details of all packs in our		POLY 6	Rs, Cs, heat sink for fitting to Pack 5
FREE CATALOGUE		POLY 7	IC's, IC sockets, diodes for fitting to Pack 5
		POLY 8	Double sided mother board (for plug in voices)
		POLY 9	Rs, Cs, connectors for mother board
		POLY 10	IC's IC sockets, Trs, heat sinks for mother board
		POLY 11	PCB for master controls (left of section marked VOICES)
		POLY 12	ICs, IC sockets, diodes, Trs, Rs, Cs for master control PCB
		POLY 13	Pots, Switches for master control board
		POLY 14	PCB for VOICE controls
		POLY 15	Pots, switches, diodes, Cs for VOICE PCB
		POLY 16	PCB for plug in voice
		POLY 17	Rs, Cs, presets, potentiometers for one voice
		POLY 18	ICs, IC skts, diodes for one voice
		POLY 19	Transformer 0.125 240 17 0 17, 0 7 7
		POLY 20	Pitch bend control
		POLY 21	Misc parts eg. jack sockets, knobs, mains switch etc
		POLY 22	Ribbon cable, ribbon cable connectors, mains cable
		POLY 23	Fully finished metalwork and fixing parts
		POLY 24	Solid teak cabinet
			Total cost for individually purchased packs for single voice instrument
			£355.15
			Complete kit for 4 voice expander including connectors
			£295.00

All prices VAT exclusive.

POWERTRAN

OUR CATALOGUE IS FREE! WRITE OR PHONE NOW!
POWERTRAN ELECTRONICS
PORTWAY INDUSTRIAL ESTATE
ANDOVER, HANTS SP10 3NM

ANDOVER
(STD 0264) 64455

PRICE STABILITY: Order with confidence. Irrespective of any price changes we will honour all prices in this advertisement until March 31st, 1981, if this month's advertisement is mentioned with your order. Errors and VAT rate changes excluded.

EXPORT ORDERS: No VAT. Postage charged at actual cost plus £1 handling and documentation.


U.K. ORDERS: Subject to 15% surcharge for VAT. No charge is made for carriage, or at current rate if changed.

SECURICOR DELIVERY: For this optional service (U.K. mainland only) add £2.50 (VAT inclusive) per kit.
SALES COUNTER: If you prefer to collect kit from the factory, call at Sales Counter Open 9a.m. 12 noon, 1.4.30p.m. Monday Thursday

MANY MORE KITS ON PAGE 8



Keypad security p.74



Superb switching p.13



Doctor your engine p.63



Heathkit hardware p.69

electronics today

MARCH 1981 VOL 10 NO 3

INTERNATIONAL

FEATURES

- | | | |
|------------------------------|----|---------------------------------|
| DIGEST | 7 | The good news and the good news |
| HOLOGRAPHY | 20 | Light relief |
| ASTROLOGUE | 34 | Jupiter, Ariane and Soyuz |
| TECH-TIPS | 44 | Readers share their circuits |
| AUTOMATIC FREQUENCY ANALYSIS | 56 | Dynamic techniques |
| MICROBASICS | 69 | More on the H8 |
| DESIGNER'S NOTEBOOK | 83 | EX-OR gates — and beyond |

PROJECTS

- | | | |
|------------------------|----|----------------------------|
| NOISELESS POWER SWITCH | 13 | High current, low RFI |
| POLYSYNTH | 27 | The End |
| CRYSTAL CALIBRATOR | 39 | Frequency reference |
| POWER SWITCH MODULES | 49 | Automate your power switch |
| ENGINEER'S STETHOSCOPE | 63 | Hear, hear... |
| COMBINATION LOCK | 74 | Push-button protection |
| FOIL PATTERNS | 90 | Project PCBs |

INFORMATION

- | | | |
|------------------|----|-----------------------------|
| NEXT MONTH'S ETI | 11 | Our next presentation |
| SUBSCRIPTIONS | 31 | Save money and shoe leather |
| BOOKS | 37 | Read all about it |
| ETIPRINTS | 95 | PCBs the easy way |

EDITORIAL AND ADVERTISEMENT OFFICE

145 Charing Cross Road, London WC2H 0EE. Telephone 01-437 1002/3/4/5

Ron Harris B.Sc.
Ian Graham B.Sc. and
Peter Green
Tina Boylan
Paul Wilson-Patterson
Paul Edwards
Ray Marston
Steven Rowe
Sally Holey
E.J. Connell

Editor

Assistant Editors
Editorial Assistant
Group Art Editor
Drawing Office Manager
Project Engineer
Advertisement Manager
Advertisement Representative
Managing Director

OVERSEAS
EDITIONS
and their
EDITORS

AUSTRALIA — Roger Harrison
CANADA — Halvor Moorshead
GERMANY — Udo Wittig
HOLLAND — Anton Kriegsmann



Member of the
Audit Bureau
of Circulation



PUBLISHED BY
DISTRIBUTED BY
PRINTED BY
COVERS PRINTED BY

Modmags Ltd., 145 Charing Cross Road, WC2
Argus Press Sales & Distribution Ltd.
13-18 Paul Street, London EC2A 4J5 (British Isles)
OS Limited, Colchester
Alabaster Passmore

Electronics Today is normally published on the first Friday in the month preceding cover date. © MODMAGS LTD 1981. All material is subject to worldwide copyright protection. All reasonable care is taken in the preparation of the magazine contents, but the publishers cannot be held legally responsible for errors. Where mistakes do occur, a correction will normally be published as soon as possible afterwards. All prices and data contained in advertisements are accepted by us in good faith as correct at time of going to press. Neither the advertisers nor the publishers can be held responsible, however, for any variations affecting price or availability which may occur after the publication has closed for press. Subscription Rates: UK E11 including postage. Airmail and other rates upon application to ETI Subscriptions Service, Modmags Ltd, 145 Charing Cross Road, London WC2H 0EE

COMPUTER CORNER

SUPERBOARD II Series II. Ready built and tested. 50KHz. No Flicker. Incl. Manuals and Free Cassette with 4 programmes Only £149

PRINTER 850 £380
VIDEO GENIE based on TRS80. Utilises Z80 12K level II BASIC. 16K RAM. 64 x 48 Video Display. Incl. Cassette Deck £289

SWITCHES
TOGGLE 2A. 250V 14p
SPST 33p

SLIDE 250V:
1A DPDT 14p
1A DPDT c/over 15p

ROTARY: Make your own multi-way Switch. Adjustable Stop Shafting Assembly. Accommodate up to 6 Waters. Mains Switch DPST to fit

CRYSTALS

Table of crystals: 100KHz 323, 455KHz 383, 1MHz 323, 1.008MHz 396, 1.28MHz 392

TRANSFORMERS

Mains Prim. 220-240V)
8.0-0.6V 9.0-0.9V, 12.0-1.2V 100mA 150p

ALUM. BOXES

Table of aluminium boxes: 3x2x1 55p, 2x4x5 75p, 4x4x1 75p

PANEL METERS

Table of panel meters: FSD 60x46x35mm, 0-50uA, 0-100uA

ETI Projects

Parts available for: Digital Test Meter, DM900, 60W Amplifier System, Send SAE plus 5p for list.

VOLTAGE REGULATORS

Table of voltage regulators: 1A TO3 +ve -ve 220p, 5V 7805 145p, 7812 145p

OPTO

Table of optoisolators: LEDs with Clips, TL209 Red 13, TL212 Yel 18

ISOLATORS

Table of isolators: IL74 55, TL111-2 85, TL114 95

Table of electronic components: LS245 350, LS247 135, LS248 135

Table of electronic components: LS373 160, LS375 150, LS377 199

Table of electronic components: 4016 35, 4017 70, 4018 75

Table of electronic components: 4054 130, 4055 130, 4056 135

Table of electronic components: 4175 120, 4176 115, 4177 115

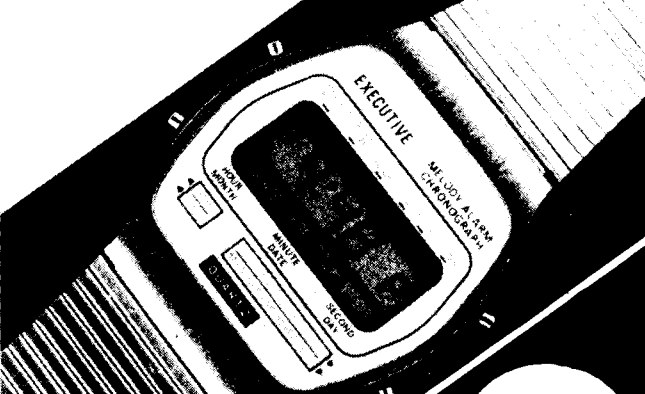
CMOS

Table of CMOS components: 4000 14, 4001 15, 4002 15

KEELMOOR

PRESENTS THE LATEST STATE OF THE ART in DIGITAL WATCH TECHNOLOGY

1981 will be known as the year when 'digitals' became slimmer whilst maintaining the trend of increasing number of functions. We now offer YOU this watch - available by mail order for the first time. THE ULTRA SLIM MUSICAL ALARM CHRONOGRAPH IS YOURS FOR JUST £12.95 + 50p P&P. It is fully guaranteed for 1 year and comes complete with demonstration battery. Just look at the functions listed below:



ONLY £12.95 plus 50p P&P

- Normal time display of hours, minutes and seconds
● Date ● Melody alarm which plays a complete verse of a well-known tune ● Dual time zone ● Stopwatch with multi-lap times ● Count down timer (sounds alarm when it reaches zero) ● Backlight.

Just complete the form now - in keeping with the Keelmoor promise all goods are despatched by return. We have hundreds of other watches in stock. Send a SAE for our FREE colour brochure and read about all our bargains. Post to: Keelmoor Ltd, 78 Castle Street, Melbourne, Derby DE7 1DY.

Form for ordering the watch, including fields for Name, Address, and payment information.

Money refunded if not delighted. If you wish to buy via Access or Barclaycard write your number here

NEW PRACTICAL ELECTRONICS PROJECT 125 WATT POWER AMP KIT



SPECIFICATIONS

Max. Output power 125 watt RMS
 Operating voltage (DC) 50-80 Max.
 Loads 4-16 ohms
 Frequency response Measured at 100 watts 25Hz-20kHz
 Sensitivity for 100 watts 400mV @ 47k
 Typical T.H.D. @ 50 watts 4 ohms load 0.1 %
 Dimensions 205 x 90 and 190 x 36 mm

The P.E. power amp kit is a module for high power applications—disco units, guitar amplifiers, public address systems and even high power domestic systems. The unit is protected against short circuiting of the load and is safe in an open circuit condition. A large safety margin exists by use of generously rated components, the

output stage uses four 115 watt transistors normally only two would be used, result, a high powered rugged unit. The PC Board is backprinted, etched and ready to drill for ease of construction, and the aluminium chassis is preformed and ready to use, supplied with all parts and circuit diagrams.

125 watt power amp kit **£9.50** plus £1.00 p&p
ACCESSORIES
 Suitable L.S. coupling electrolytic **£1.00** plus 20p p&p
 Suitable Mains Power Supply Unit **£7.50** plus £2.75 p&p
 sufficient for one power amp



AS FEATURED IN PRACTICAL ELECTRONICS OCTOBER ISSUE

DIY STEREO BARGAIN PACKS FEATURING FAMOUS BUILT MULLARD PREAMP MODULES

MULLARD STEREO PREAMP MODULES AND TWO 12 WATT POWER AMP KITS.

In easy to build form P.C.B.s backprinted, etched and drilled ready to use

BUILD A 12 WATTS PER CHANNEL STEREO AMPLIFIER ACCESSORIES AND L.S. KIT EXTRA (not available separately) £6.00

DIY PACK 1 2 x power amp kits LP1182/ preamp module, suitable for ceramic and auxiliary inputs. **£6.00** plus £1.10 p&p

DIY PACK 2 2 x power amp kits LP1184 preamp module suitable for magnetic ceramic and auxiliary inputs. **£8.50** plus £1.15 p&p

DIY SPEAKER KIT Two 8" x 5" approx. 4 ohm bass. **£3.50** plus £1.70 p&p

DIY ACCESSORIES Mains transformer smoothing capacitor rectifier 4 x slider controls, for base, treble and volume. **£3.00** plus £1.60 p&p

ACCESSORIES: Available only at time of purchase of Bargain Packs

12 + 12 WATT AMPLIFIER KIT NOTE for use with 4 to 8 ohms speakers

With up-to-the-minute features. To complete you just supply screws, connecting wire and solder. Features include din input sockets for ceramic cartridge, microphone, tape or tuner. Outputs—tape, speakers and headphones. By the press of a button it transforms into a 24 watt mono disco amplifier with twin deck mixing. The kit incorporates a Mullard LP1183 pre-amp module, plus 2 power amplifier assembly kits and mains power supply. Also featured 4 slider level controls, rotary bass and treble controls and 6 push button switches. Silver finish fascia panel with matching knobs. Easy to assemble teak simulate cabinet and ready made metal work. For further information instructions are available price 50p. Free with kit. Size 9 1/4" x 8 3/4" x 4" approx.

NOTE: for use with 4 to 8 ohms speakers. **£13.95** plus £2.55 p&p

BSR chassis record deck with manual set down and return, complete with stereo ceramic cartridge £8.50 plus £2.75 p&p when purchased with amplifier. Available separately **£10.50** plus £2.75 p&p.

8" SPEAKER KIT, 2 Phillips 8" approx. speakers. **£4.75** per stereo pair plus £1.50 p&p when purchased with amplifier. Available separately **£6.75** plus £1.50 p&p

STEREO MAGNETIC PRE-AMP CONVERSION KIT all components including P.C.B. to convert your ceramic input on the 12 + 12 amp to magnetic **£2.00** when purchased with kit featured above. **£4.00** separately inc p&p

BSR Manual single play record deck with auto return and cueing lever. Fitted with stereo ceramic cartridge 2 speeds with 45 rpm spindle adaptor ideally suited for home or disco use.

£12.25 OUR PRICE plus £2.75 p&p Size approx 13" x 11"

PHILLIPS RECORD PLAYER DECK GC037 Size approx 15 1/4" x 12 1/4"

Hi Fi record player deck, 2 speed, damped cueing, auto shut-off, belt drive with floating sub chassis to minimise acoustic feedback. Complete with GP401 stereo magnetic cartridge—**LIMITED STOCK. UNBEATABLE OFFER AT**

£27.50 complete plus £2.75 p&p

OFFER! SAVE MONEY by purchasing 12 + 12 amp kit, BSR record deck and speaker kit together for only **£25.50** p&p £4.50.

PRACTICAL ELECTRONICS CAR RADIO KIT £10.50 (Constructors pack 7) plus £1.75 p&p

2 WAVE BANO MW LW

- * Easy to build * 5 push button tuning
- * Modern styling design * All new unused components
- * 6 watt output * Ready etched & punched P.C.B.
- * Incorporates suppression circuits * Now with tape input socket

All the electronic components to build the radio, you supply only the wire and solder as featured in the Practical Electronics March issue. Features Pre-set tuning with five push button options, black illuminated tuning scale, with matching rotary control knobs, one, combining on/off volume and tone control, the other for manual tuning, each set on wood simulated fascia.

The P.E. Traveller has a 6 watts output, neg ground and incorporates an integrated circuit output stage, a Mullard IF module LP1181 ceramic filter type, pre-aligned and assembled and a Bird pre-aligned push button tuning unit. The radio fits easily in or under dashboards.

Complete with instructions.

CONSTRUCTORS PACK 7A
 Suitable stainless steel fully retractable locking aerial and speaker (approx 6" x 4") is available as a kit complete **£1.95** per pack, plus £1.00 p&p
 Pack 7A may only be purchased at the same time as Pack 7

NOTE: Constructor's pack 7A sold complete with radio kit **£15.20** including p&p.

FEATURED PROJECT IN PRACTICAL ELECTRONICS

30 + 30 WATT STEREO AMPLIFIER BUILT AND TESTED

Viscount IV unit in teak simulate cabinet silver finished rotary controls and pushbuttons with matching fascia, red mains indicator and stereo jack socket. Functions switch for mic magnetic and crystal pickups, tape and auxiliary. Rear panel features fuse holder, DIN speaker and input socket 30 + 30 watts. RMS 60 + 60 watts peak for use with 4 to 8 ohm speakers. Size 14 3/4" x 10" approx.

READY TO PLAY £32.90 plus £3.30 p&p

RTVC

BARGAIN OFFER!!

ARISTON PICK UP
 Ariston pick-up arm manufactured in Japan. Complete with headshell. Listed price over £30.00. **OUR PRICE £11.95** plus £2.50 p&p

100 WATT MONO DISCO AMPLIFIER

Brushed aluminium fascia and rotary controls. Size approx 14" x 4" x 10 1/4". Five vertical slide controls, master volume, tape level, mic level, deck level, PLUS INTER DECK FADER for perfect graduated change from record deck No. 1 to No. 2, or vice versa. Pre fade level controls (PRL) lets YOU hear next disc before fading it in. VU meter monitors output level. Output 100 watts RMS 200 watts peak. **£76.00** plus £4.00 p&p

323 EDGWARE ROAD, LONDON, W.2 21E HIGH STREET, ACTON W3 6NG ACTON. Mail Order only. No callers.

ALL PRICES INCLUDE VAT AT 15%

All items subject to availability. Price correct at 1.2.81 and subject to change without notice

For further information send for instruction booklet 20p plus stamped addressed envelope

NOTE: Persons under 16 years not served without parent's authorisation


50 WATT MONO DISCO AMPLIFIER

Size approx 13 3/4" x 5 1/4" x 6 3/4". 50 watts rms 100 watts peak output. Big features include two disc inputs, both for ceramic cartridges, tape input and microphone input. Level mixing controls fitted with integral push-pull switches. Independent bass and treble controls and master volume.

£30.60 plus £3.20 p&p

Personal Shoppers EDGWARE ROAD LONDON W2 Tel: 01-723 8432. 9.30am-5.30pm. Closed all day Thursday ACTON: Mail Order only No callers. GOODS DESPATCHED TO MAINLAND AND N IRELAND ONLY

DIGEST



1/2 Inch Blinders

Hewlett Packard's new 0.56" high seven-segment displays should come with a free tube of suntan oil. They're made to be read clearly at up to 23 feet away. The HPSD 5300 to 5800 family are the brightest HP displays to date, available in red, high efficiency red, yellow or green. The new devices, although featuring a larger display, are packaged in the same size unit as the previous 0.43" display, enabling equipment to be easily uprated. The package features industry standard lead spacings and the devices are fully TTL compatible.

For further information on the HPSD 5300 to 5800 family of high brightness displays, contact Jermy Distribution, Vestry Estate, Sevenoaks, Kent.

Hello Sailor!

A new voice recognition unit has been introduced into the system developed by Siemens and Computer Analysts and Programmers (CAP) for using Prestel at sea. The new adaptation is called Seaview and has involved the Post Office, the Home Office, the Departments of Trade and Industry and Liverpool Polytechnic in the collation of data and the design of its basic system. Seaview uses 150 of the 165,000 page capacity of Prestel. Its first trials were carried out off Dover last year, its main function being to supply officers with immediate access to information which is available to shore-based users. The voice recognition unit is made by Threshold Technology of the US, a part-owned subsidiary of Siemens, and converts the voice patterns of human speech into digital code

which activates the computer control unit. The software written by CAP converts these into signals that activate the Prestel system. Each user records 240 sounds or words on magnetic tape. To allow for variations in tone or inflexion these are then recorded 10 separate times. Security levels are, according to the designers, very high. The 240 words can then be fed into the system in two different ways. A word can either appear directly on the screen or it can be used in conjunction with an intermediate storage or buffer to trigger other words or information. Its application was recently tested when the command word 'Dover' was used, which resulted in the presentation on the screen of all the information within the Prestel system on the Dover coastline. The designers are confident of its widespread uses and adaptations. Prestel currently has just under 7,000 subscribers.

Fotoboards


Marshall's, a household name in electronic component supply, are now stocking a competitively priced range of pre-sensitised PCBs, called Fotoboards. Single and double-sided boards (both 1.6 mm thick) are available. They are supplied with a protective peel-off plastic sheet and require 10 minutes in an ultra-violet exposure unit or a day out in the back garden under that great UV radiator in the sky. Marshall's can also supply a suitable UV exposure unit kit for £34.50 (or £19.50 without box and 9" x 6" glass screen), Fotoboard developer (to callers only), drafting sheet (0.1 matrix), track, transfers and developing trays. Contact any of Marshall's shops for latest prices.

Gold Scope

The Thandar SC110 portable oscilloscope from Sinclair Electronics Ltd was the only British product to win a gold medal at the 1980 BRNO Trade Fair in Czechoslovakia, the largest Eastern European trade fair. Of the several thousand exhibitors and their products, only forty were awarded gold medals.

The SC110 weighs in at only 2 1/2 lbs with its 2" CRT and is designed to fit inside a briefcase or toolkit. It's a single trace, 10 MHz bandwidth and 10 mV sensitivity instrument featuring low power consumption mains/battery operation.

For more information on the SC110 and other Thandar products, contact Sinclair Electronics, London Road, Huntingdon, Cambs. PE17 4HJ.




Security Switching

You can give your home or office that 'lived in' look even if you're a thousand miles away by installing the latest automatic light switch from Smiths.

The Securiswitch, which will switch 40-300 W loads, simply replaces an existing wall-mounted light switch and offers both normal on/off switching and a timed automatic function. On auto, the switch is triggered at dusk by a built-in photocell. You can then set it to switch off again after a delay variable from one to seven hours. It then resets for operation during the next dark period. However, shadows or dull periods during the day will not trigger the switch because of an integral delay facility designed to prevent such erroneous switching. For additional security, the switch-off time also varies by a random margin around the set period (up to 10 minutes for each hour set). A 12 V DC version, for use in caravans, boats and mobile homes, should be in the shops soon.

You should be able to buy Smiths Industries Time Controls' Securiswitch in your local clever gadgets department for £10.75 or less.



ETI

Rent-A-Camera

Rediffusion, the High Street TV rental chain, are opening 22 video centres all over the country, from Aberdeen to Brighton. In addition to the Rediffusion range of television sets (including Viewdata and Teletext models) and audio equipment, the centres will stock video recorders, portable video cameras and tuners. A complete package of recording equipment will be available on short term rental — a Hitachi colour video camera, a portable VTR, a video tuner and a rechargeable battery pack.

The camera can be used with a built-in or an external microphone. A fully charged battery will give an hour's shooting. It's also possible to operate the unit from a car battery.



Rediffusion is also launching a VHS video cassette library. Major feature films will be available for sale or rental. This scheme will be extended to several hundred of the group's 450 shops. Each cassette will be yours for three days for a rental charge of £4.95. About 25 films will be

available immediately with the addition of three or four new titles each month. The first batch of films to be made available offers something for almost everyone — from *Swallows and Amazons* to *The Stud* and *The Bitch* and from *Tales of Beatrix Potter* to *Blondie*.

Prestel Price-cutter

Zycor's new adaptor converts an ordinary TV set into a Prestel terminal for less than £200. The microprocessor-based adaptor, the Teledex 2000, has been developed at a cost of over £100,000, exclusive of Department of Industry support, with export in mind. Information can be displayed in German and Swedish and it will produce VHF signals and a range of UHF signals in addition to those used in the UK. It can be powered from UK, European, US or Australian mains supply voltages.

Screen information can also be output to a printer and to a domestic tape recorder. Teledex 2000 can also be used with TV monitors and receivers such as Thorn TX, which allows the tube to be connected directly to the adaptor.

The handheld keypad operates remotely by infra-red at up to 9 m. It has 12 data keys and four control keys. A directly wired keyboard with a full alpha-numeric character set is also available.

For further information on Teledex 2000 contact Zycor Ltd, 33 Fortess Road, London NW5 1AD.

Cream Of The Movies

Cream Mail Order Movies came into being at the end of 1980. They're in the business of bringing the big box office movies into your living room with their purchase and

exchange video cassette service. Buy one cassette for £39.50 plus post (VHS and Betamax available). During the next three months you can exchange your cassette for another Cream movie for £7.95 plus post.

Cream's initial selection of 64 titles includes everything from *Jaws* to *Barbarella* and *The French Connection* to *The Exorcist* plus a


selection of children's movies and music cassettes (*La Traviata*, *Blondie*, *Jesus Christ Superstar*, etc.)

Cream have prepared a full colour leaflet listing all the films available and giving full details of their purchase/exchange scheme. It is available from Cream Mail Order Movies Ltd, The Cloisters, 11 Salem Road, London W24BU.

Case In The Round

Datarr Ltd have just introduced an unusual product — the Orbix rotary electronic case. Orbix is steel, round, swivels, locks into position every 15° and can be wall mounted, suspended from the ceiling or plonked on top of your desk.

The system includes case, rear panel/rear panel with opening, two feet, two knurled screws and four adhesive feet. The range of accessories features an anti-dazzle mask to facilitate reading LED displays. The standard colour is beige, but alternative colours are available from Datarr Ltd, Unit E, Roan Industrial Estate, Mortimer Road, Mitcham, Surrey CR4 3HS.



TRANSCENDENT 2000 SINGLE BOARD SYNTHESIZER

Designed by consultant Tim Orr (formerly synthesizer designer for EMS Ltd.) and featured as a constructional article in ETI, this live performance synthesizer is a 3 octave instrument transposable 2 octaves up or down giving sweep control, a noise generator and an ADSR envelope shaper. There is also a slow oscillator, a new pitch detector, ADSR repeat, sample and hold, and special circuitry with precision components to ensure tuning stability amongst its many features.

The kit includes fully finished metalwork, fully assembled solid teak cabinet, filter sweep pedal, professional quality components (all resistors either 2% metal oxide or 1/2% metal film), and it really is complete — right down to the last nut and bolt and last piece of wire! There is even a 13A plug in the kit — you need buy absolutely no more parts before plugging in and making great music! Virtually all the components are on the one professional quality fibreglass PCB printed with component locations. All the controls mount directly on the main board, all connections to the board are made with connector plugs and construction is so simple it can be built in a few evenings by almost anyone capable of neat soldering! When finished you will possess a synthesizer comparable in performance and quality with ready-built units selling for many times the price.

Comprehensive handbook supplied with all complete kits! This fully describes construction and tells you how to set up your synthesizer with nothing more elaborate than a multi-meter and a pair of ears!



Cabinet size 24.6" x 15.7" x 4.8" (rear) 3.4" (front)

14 CHANNELS!
NOISE GENERATOR!
LED PPM METERS!
SLEW RATE CONTROL!

2 OSCILLATORS!
VOICED/UNVOICED
DETECTOR!

**COMPLETE KIT ONLY
£195 + VAT!**

Kit includes FREE foot control and test oscillator!

COMPLETE KIT ONLY £168.50 + VAT! ETI VOCODER



Panel size 19.0" x 5.25". Depth 12.2"

Put speech and the output of an instrument onto the Vocoder and the instrument not the operator now appears to be doing the talking or singing! You now have vocal control of the amplitude and harmonic control of the instrument!

Use the internal excitation oscillators, change the frequency and the speaker suddenly changes sex!

Use the noise generator and there is whispering in the breeze!

Use the output of a cassette deck and the London Symphony Orchestra recites from the Kama Sutra!

Just a few of the possibilities!

If the variations in amplitude and harmonic content of an audio signal can be analysed and applied to suitable electronic control circuitry then the basic sounds of speech can be substituted for by almost anything and this is just what a vocoder does.

Featured as a construction article in *Electronics Today International* this design enables a vocoder of great versatility and high intelligibility to be built for an amazingly low price.

14 channels are used to achieve its high intelligibility, each channel having its own level control. There are two input amplifiers, one for speech either from microphone or a high level source e.g. mixer or cassette deck and one for external excitation (the substitution signal) from either high or low level sources. Each amplifier has its own level control and a rather special type of tone control giving varying degrees of bass boost with treble cut or treble boost with bass cut. The level of the speech and excitation signals are monitored by LED PPM meters with 10 lights — 7 green and 3 red which indicate the level at 3dB steps. There are three internal sources of excitation — a noise generator and two pulse generators of variable frequency and pulse width.

Any of the internal sources and the external source can be mixed together. There is a voiced/unvoiced detector which substitutes noise for the excitation signal at the points in speech where the vocal chord derived sounds of the speaker are substituted for by the unvoiced sounds of sibilants, etc. There is a slow rate control which smooths out the changes in spectral balance and amplitude enabling a change of the speech into singing or chanting and other special effects. A foot switch is provided to permit a complete freeze in spectral balance and amplitude whenever required. An LED on this indicates when the freeze is in operation.

An output mixer allows mixing of the speech, external excitation and vocoder output. The majority of the components fit into the large analysis/synthesis board with the rest on B much smaller boards with the controls and sockets mounted on them for ease of construction. Connectors are used for the small amount of wiring between the boards.

The kit includes fully finished metalwork, professional quality components (all resistors 2% metal oxide) nuts, bolts, etc. — even a 13A plug!

TRANSCENDENT DPX MULTI-VOICE SYNTHESIZER

Another superb design by
synthesizer expert Tim Orr
published in
Electronics Today International

**COMPLETE KIT ONLY
£299 + VAT!**



Cabinet size 36.3" x 15.0" x 5.0" (rear) 3.3" (front)

The Transcendent DPX is a really versatile 5 octave keyboard instrument. These are two audio outputs which can be used simultaneously. On the first there is a beautiful harpsichord or reed sound—fully polyphonic, i.e. you can play chords with as many notes as you like. On the second output there is a wide range of different voices, still fully polyphonic. It can be a straightforward piano as a honky tonk piano or even a mixture of the two! Alternatively you can play strings over the whole range of the keyboard or brass over the whole range of the keyboard or should you prefer — strings on the top of the keyboard and brass as the lower end (the keyboard is electronically split after the first two octaves) or vice-versa or even a combination of strings and brass sounds simultaneously. And on all voices you can switch in circuitry to make the keyboard touch sensitive! The harder you press down a key the louder it sounds — just like an acoustic piano. The digitally controlled multiplexed system makes practical touch sensitivity with the complex dynamics law necessary for a high degree of realism. There is a master volume and tone control, a separate control for the brass sounds and also a vibrato circuit with variable depth control together with a variable delay control so that the vibrato comes in only after waiting a short time after the note is struck for even more realistic string sounds.

To add interest to the sounds and make them more natural there is a chorus/ensemble unit which is a complex phasing system using CCD (charge coupled device) analogue delay lines. The overall effect of this is similar to that of several acoustic instruments playing the same piece of music. The ensemble circuitry can be switched in with either strong or mild effects.

As the system is based on digital circuitry digital data can be easily taken to and from a computer (for storing and playing back accompaniments with or without pitch or key change, computer composing, etc. etc.).

Although the DPX is an advanced design using a very large amount of circuitry, much of it very sophisticated, the kit is mechanically extremely simple with excellent access to all the circuit boards which interconnect with multiway connectors, just four of which are removed to separate the keyboard circuitry and the panel circuitry from the main circuitry in the cabinet.

The kit includes fully finished metalwork, solid teak cabinet, professional quality components (all resistors 2% metal oxide) nuts, bolts, etc. — even a 13A plug!

POWERTRAN

**MANY MORE KITS ON PAGE 96. MORE KITS AND ORDERING
INFORMATION ON INSIDE FRONT COVER**

All projects on this page can be purchased as separate packs, e.g. PCBs, components sets, hardware sets, etc. See our free catalogue for full details and prices.

Table listing electronic components such as TTLs by TEXAS, 93 SERIES, 74S SERIES, LINEAR ICs, and TRANSISTORS. Includes part numbers, prices, and manufacturer names.

Table listing electronic components including MEMORIES, ROM/PROMS, VOLTAGE REGULATORS, OTHER REGULATORS, OPTO-ELECTRONICS, OPTO-ISOLATORS, LEDs, DISPLAYS, and DIODES.

NEW RETAIL SHOP
367 Edgware Road, W2
Open: 9.30-5.30
Please add 30p P&P & VAT 15%
Government, Colleges, etc. Orders accepted.

TECHNOMATIC LTD.
17 BURNLEY ROAD, LONDON NW10
(2 minutes Dollis Hill tube station)
Tel: 01-452 1500/01-450 6597 Telex: 922800

The Sub-Atomic Story

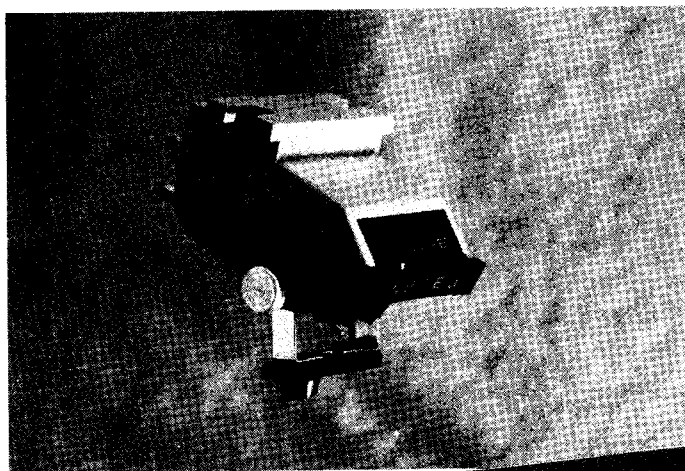
Once upon a Victorian time, physics was a relatively uncomplicated pursuit. It seemed to be just a matter of time before all the laws of nature would be discovered and fully investigated. Matter was made from microscopic billiard balls — protons and electrons. This century, however (particularly during the inter-war years), mesons, kaons, sigmas, neutrinos and their anti-particles began popping out of the woodwork. A.S. Lipson describes the trials and tribulations of the physicists who had to make sense of it all.

Low Ohmmeter

Measuring miniscule resistances accurately can be almost impossible with your common or garden test meter. The resistance range copes happily with resistances most often used — from 1k Ω to several tens of kilohms. However, if you want to check that you've got a 1R0 resistor on your bench and not a 0R5 or 10R, the chances are that your meter will give up. Look out for the ETI Low Ohmmeter, designed with remarkably reduced resistances in mind.

Pick-Up Principles

Time was when a copper needle did the trick. When you walk into your local hi-fi shop and gaze at the hundreds of cartridges available, the choice is bewildering. What's the difference between a £5 block of plastic and a £50 block of plastic apart from £45? They all extract music from the grooves, don't they? Next month, Pick-Up Principles looks at the different types of cartridges and how they work.




ETI MARCH 1981

APRIL ISSUE ON SALE MARCH 6th

Drum Sequencer

If you need a lot of banging in your life (perhaps you're a musician), try your hand at the ETI Drum Sequencer. It's designed in two distinct sections. The drum effects unit will simulate high/low tom-tom and bass and snare drum voices, manually triggered by, say, a loudspeaker sensor. The clever bit is the sequential programmer, which will reproduce the drum rhythm of your choice from the effects unit.



Sound Analyser

Turn your volts and waves into six columns of flashing lights with ETI's Visual Complex Sound Analyser. Plug our six bar display (10 LEDs per bar) into your loudspeaker and transform Tony Blackburn into three bars of instantaneous amplitude in three different bands and three bars of instantaneous frequency in three different bands. Use it as a pretty sound to light display or for amplitude/frequency signal analysis of tape/radio/record programmes.

Articles described here are in an advanced state of preparation. However, circumstances may dictate changes to the final contents.

BI-AND SAVE SALE-81

DIODES

AA119	£0.06	DA70	£0.06	IN4005	£0.07
BA100	£0.06	DA79	£0.06	IN4008	£0.06
BA148	£0.12	DA81	£0.06	IN4007	£0.06
BA173	£0.13	DA90	£0.06	IN5400	£0.12
BAK13	£0.06	DA91	£0.06	IN5401	£0.13
BAK18	£0.06	DA95	£0.06	IN5402	£0.13
DA200	£0.06	IN34	£0.06	IN5404	£0.13
DA202	£0.07	IN60	£0.07	IN540B	£0.16
BY100	£0.16	IN4149	£0.06	IN5407	£0.23
BY126	£0.12	IN4002	£0.04	IN540B	£0.28
BY127	£0.14	IN4003	£0.06	IS44	£0.03
DA47	£0.06	IN4004	£0.06		

AUDIO AMPLIFIER

5 watt Audio Amplifier Module.

Special Clearance Offer

O/No. AL20. £2.80

CAPACITOR PAKS

18201	18 electrolytics	4 7uF.10uF
18202	18 electrolytics	10uF.100uF
18203	18 electrolytics	100uF.680uF
AN 3 at SPECIAL PRICE OF £1.30		
18180	24 ceramic caps	22pF.82pF
18181	24 ceramic caps	100pF.390pF
18182	24 ceramic caps	470pF.3300pF
18183	24 ceramic caps	4700pF.0.047pF
AN 4 at SPECIAL PRICE OF £1.80		

RESISTOR PAKS

Order No		
18213	80W/W	100ohm-820ohm
18214	80W/W	1K-8.2K
18215	80W/W	10K-8.2K
18216	80W/W	100K-8.20K
18217	40W/W	100ohm-820ohm
18218	40W/W	1K-8.2K
18219	40W/W	10K-8.2K
18220	40W/W	100K-8.20K
Any 4 at SPECIAL PRICE OF £1.80		

SPECIAL OFFER

MJ2955 (PNP Complementary to 2N3055) TO3	£0.78
ZN414	£0.78
ORP12	£0.80

SEE OUR SPECIAL INCLUSIVE APRIL ANNOUNCEMENT IN PRACTICAL ELECTRONICS, PRACTICAL WIRELESS, EVERYDAY ELECTRONICS

POPULAR (CMOS)

CD4001	} 1 of each, normal price £1.80 for 5 - Our price £1.30 for 5
CD4007	
CD4011	
CD4017	
CD4081	
O/No. SJ1245	

P.C.B.

O/NO 1609 PCB Etch Resist Pen	£0.55
SJ138 Paper PCB 5-pieces - approx. 200 sq. ins	£1.75
SJ139 Glass Fibre PCB 5-pieces - approx. 200 sq. ins	£2.25
SJ140 Mixed PCB single-sided paper - single and double-sided Glass Fibre - 5-pieces - approx. 200 sq. ins	£2.00

CAPACITORS

SJ11	150 Caps. mixed types & values.	£0.50
SJ12	60 Electrolytics all sorts mixed.	£0.90
SJ13	40 Polyester/polystyrene capacitors mixed.	£0.80
SJ14	50 C280 type capacitors mixed.	£1.00
SJ15	Polystyrene Caps 1. 160v	£0.80
SJ16	40 Low volts electrolytics mixed values up to 10v.	£0.80

TRANSFORMERS

MINIATURE MAINS Primary 240v	
No. Secondary	
2021 6v-0-6v 100mA	£0.75
2023 12v-0-12v 100mA	£0.95
2035 240v Primary 0-55v 2A Secondary	£5.80

BC108 FALLOUTS

50 NPN BC107/108 SJ124 £1

Manufacturers out of spec on volts or gain or neither - Metal TO18 case - You test.

50 PNP BC177/178 SJ1244 £1

UJTs & FETs

UT48/TIS43	£0.18	2N4880	£0.40
BRY55	£0.25	2N4220	£0.30

Billion Fast Switch

NPN - like 2N706/2N2369

You select by test!

O/No. SJ126. £0 for £1

Special Introductory Offer

COMPUTER ICs

EPROM 2708	£3.00
EPROM 2516/2716	£8.00
D.RAMS 4116	£2.25

SPECIAL OFFER LINEAR ICs

NE555	5 for £0.80
741P	5 for £0.80
NE555	5 for £2.50
LM380	5 for £3.50
72723 14 pin	5 for £1.75
CA3085	1 for £0.75

ASSORTED GERM. TRANS.

SJ135 20 Assorted Germanium Transistors - All New and Coded types include ACs - 2Gs - GETs-ACs etc £1.00

FM TUNER

SJ141 FM Tuner (Front End) with AM twin gang capacitor 87-109MHZ 5-10 volts supply - data sheet supplied £2.80

AERIALS

FM Indoor Tape/Ribbon Aerial

D/No. 107. 40p each

HI-FI CAR AERIAL

4-section fully retractable & locking SPECIAL PRICE.

O/No. 109. £1.40 each

BI-PAK'S OPTO BARGAIN!

Valued at over £10 - Normal Retail

We offer you a pack of 25 Opto devices to include LED's large and small in Red, Green, Yellow and Clear, 7 segment Displays both Common Cathode and Common Anode PLUS bubble type displays - like DL-33, Photo Transistors - similar to OCP71 and Photo Detectors - like MEL11-12. This whole pack of 25 devices will cost you just

£41

and we guarantee your money back if you are not completely satisfied.

Full data etc included

O/No. SJ120.

Semiconductors from Around the World

100 A collection of Transistors, Diodes, Rectifiers, Bridges, ICs, SCR's, Triacs both Logic and Linear - Opto's all of which are current everyday usable devices. **100**

Guaranteed Value over £10 at Normal Retail Price yours for only **£4.00**

Data etc in every pak. Order No. SJ220

SILICON TRANS

SJ25	100 Silicon NPN transistors all perfect & coded - mixed types with data - equivalent sheet - no rejects	£2.80
SJ26	100 Silicon PNP transistors all perfect & coded - mixed types and cases, data & equivalent sheet	£2.80
SJ27	50 Assorted pieces of SCRs, diodes & rectifiers incl. stud types, all perfect - no rejects, fully coded - data incl.	£2.80

PRECISION VOM MULTIMETER

20,000 ohms/volts DC. Complete with test leads & instructions.

OUR SPECIAL OFFER PRICE £11 each

O/No. 1323

Use your Barclay or Access Card!

NPN TRANSISTORS

SJ68	30 ZTX300 type transistors NPN pre-formed for P/C Board colour coded Blue - all perfect.	£1.00
SJ70	25 BC107 NPN TO108 case perfect transistors code Green Spot.	£1.00
SJ71	25 BC177 PNP TO108 case perfect transistors code C1395.	£1.00
SJ72	4 2N3055 silicon power NPN transistors TO3	£1.00

POTENTIOMETERS

16173	15 Assorted Pots	£0.80
SJ54	20 Assorted Slider Pots	£1.00
SJ56	10 100 K Lin Slider Pots 40mm	£0.80
16186	25 Pre-sets Assorted	£0.80
SJ49	8 Dual gang carbon pots log and lin mixed values	£1.00
SJ50	20 Assorted slider knobs - chrome/black	£1.00

TRIACS

4A 400v TO-202 non-isolated	
TAG136D	£0.40
8A 400v TO-220 isolated	
TAG425	£0.60
Diac 032/BR100	£0.15
SCR C1060 plastic case	£0.30

IC SOCKET PAKS

SJ36	14	8 pin	SJ41	6	22 pin
SJ37	12	14 pin	SJ42	5	24 pin
SJ38	11	16 pin	SJ43	4	28 pin
SJ39	8	18 pin	SJ44	3	40 pin
SJ40	7	20 pin			

ALL AT ONLY £1 each

VOLTAGE REGULATORS

Cast TO220

Positive		Negative	
uA7805	£0.88	uA7905	£0.70
uA7812	£0.88	uA7912	£0.70
uA7815	£0.88	uA7915	£0.70
uA7818	£0.88	uA7918	£0.70
uA7824	£0.88	uA7924	£0.70

GERM. TRANSISTORS

The test of the Germanium PNP-OC71-71-75 etc. Mullard Black/Glass Type - You test (5 could cost you that!)

O/No. SJ126. 80-pcs £1.

GERM. POWER TRANS

AD149-OC26-AD0140 £0.88 each

AD142-OC28-2N3814 £0.88 each

GENUINE MULLARD TRANSISTORS

AF118	£0.40	AC187	£0.20
AF118	£0.48	AC187K	£0.28
OC71	£0.12	AC188	£0.20
OC75	£0.28	AS217	£0.30
OC76	£0.30	BC148C	£0.07
OC79	£0.38	BC149C	£0.07
OC42	£0.18	BC157	£0.08
OC44	£0.20	BC159	£0.08
OC45	£0.18	OC771	£0.30

DISC CERAMIC CAP

100 Disc Ceramic Cap. Mixed values covering complete range 3pF-4.700pF.

SUPER VALUE

O/No. SJ121. £1

SWITCHES

Push-to-make 6mm panel mounting.

O/No. SJ131. 8 for £0.80

Push-to-break as above.

O/No. SJ132. 4 for £0.80

Slotted Heat Sink Compound. Data in syringe 55p

SJ134 50pc Duraflex Low voltage and noise types 12 for £1.80

LED

2nd Quality Pak		
1507	10 Assorted colours & sizes	£0.85
S122	10 125 RED	£0.80
S123	10 2 RED	£0.80
LED CLIPS		
1508/125 .125		5 for £0.10
1508/2 .2		5 for £0.12

MISCELLANEOUS

SJ137	Assorted Cable Grips and Cabinet Feet 50 pieces for	£1.00
SJ136	Nickel Cadmium rechargeable Cell 3500D.	£2.80
HP2	ass	£2.80
Calculator Chip Type GOM2-C500 24-pin MDK with Data		£0.50
2015 IC Insertion-Extraction Tool		£0.62

ODDMENTS

16170	50 metres asst. colours single strand wire.	£0.80
16187	30 metres stranded wire mixed colours.	£0.80
16178	5 Main slider switches assorted.	£0.50
SJ76	1 Board containing 2x5-pin DIN sockets 180° & 2x2-pin DIN loud-speaker sockets.	£0.30


KNOBS

SJ62	5 15mm chrome knobs standard push fit.	£0.50
SJ63	Instrument knob - black winged (29x20mm) with pointer. 1/2" standard screw fit.	£0.15
SJ64	Instrument knob - black/silver aluminium top (17x15mm). 1/2" standard screw fit.	£0.12

BI-PAK

Send your orders to Dept. ETI 3, BI-PAK, PO BOX 6, WARE, HERTS. SHOP AT: 3 BALDOCK ST, WARE, HERTS. TERMS: CASH WITH ORDER, SAME DAY DESPATCH, ACCESS, BARCLAYCARD ALSO ACCEPTED. TEL: (0920) 3182. GIRO 388 7006 ADD 15% VAT AND 50p PER ORDER POSTAGE AND PACKING.

NOISELESS POWER SWITCH



Designed to switch any mains load up to 15A without generating RFI, this unit can be activated either manually or via a remote-control input. Ideal for use with the opto or thermal switches described elsewhere in this issue, or with various remote-control projects planned for future issues of ETI. Design by Ray Marston. Project development by Plamen Pazov

This rather sophisticated unit is designed to switch any mains load, up to a maximum of 15A (equivalent to 3.45 kW on 230 V mains), without generating significant electrical noise (RFI) and without excessive power dissipation (heat generation) in the unit. This action is obtained by using a unique combination of logic-controlled triac-plus-relay power switching and has very considerable technical advantages.

The complete power switch can be activated either manually or by a remote-control facility. This facility uses an opto-coupler in its input, giving 4 kV of mains isolation. The remote-switching mains isolation is further backed up by transformer isolation and this transformer is also used to provide an on-board 12 V regulated power supply, which can be used to power external electronic circuitry.

The unit can be remote-switched in a variety of ways. The simplest way is to activate it through the two-wire switch circuit shown in the diagram, which uses the built-in 12 V supply of the unit to provide the required switching current of a few milliamps. In this case the wires can be any length, enabling the control switch (SW2) to be placed anywhere in the house. The

'isolation factor' (isolation from the mains voltage) of this circuit is determined by the breakdown voltage (primary to secondary) of T1. A far greater isolation factor can be obtained by providing the two-wire switch with its own 9 V battery supply, wired so that it connects across the B-C pins of SK1 when SW2 is closed. In this case the isolation factor is determined by the series combination of opto-isolator IC4 and T1 and is greater than 4 kV.

Alternatively, the unit can be automatically switched by any of the two thermal switches or the light-sensitive switch shown elsewhere in this issue, which in turn can be powered from the built-in 12 V supply of the power switch. Finally, the unit can also be switched by an infra-red remote controller that will be described in a forthcoming issue of ETI, or by an even more sophisticated remote control system that we have planned for a future issue of ETI.

Construction

This project is fairly easy to build, but sensible precautions must be taken during the construction/testing to avoid contact

with live mains wiring. Build up the PCB first, noting that the two opto-couplers (IC4 and IC5) are soldered directly to the board and that a small heatsink is bolted directly to the vertically-mounted triac (Q2). The four mounting holes in the PCB are designed to line up with screw-mounting lugs in the plastic case of our prototype.

The heavy-duty relay used in the unit must be mounted in the special octal socket mentioned in Buylines; connections are made to the base by screw terminals. On our prototype the relay unit is mounted horizontally on the rear panel of the case, together with transformer T1 and SK1 (a three-pin DIN on our unit). Three-pin mains socket SK2 is mounted in the top of the case. SW1 (a three-position slide switch on our prototype) and the neon lamp are mounted on the front panel; on our unit we've fitted a second neon to the front panel, wired directly across the SK2 pins to indicate the POWER ON state of the unit.

When completing the interwiring of the unit, note that heavy gauge (15 A) wiring must be used between the triac, relay and SK2. Make the mains input connection to the unit through the rear panel.

When construction is complete, connect the mains input and give the unit a simple functional test via the ON/OFF actions of SW1. If all is well, check that 12 V is available between the A and D pins of SK1 and then check that a remote control action can be obtained by wiring up PLC1 as shown in the circuit diagram. If you want to control the unit automatically in response to light or temperature variations, refer to the light and temperature switching circuits shown elsewhere in this issue.

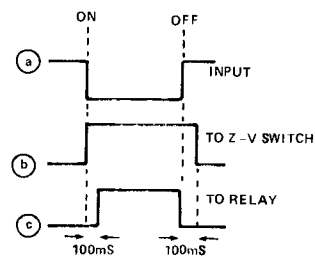

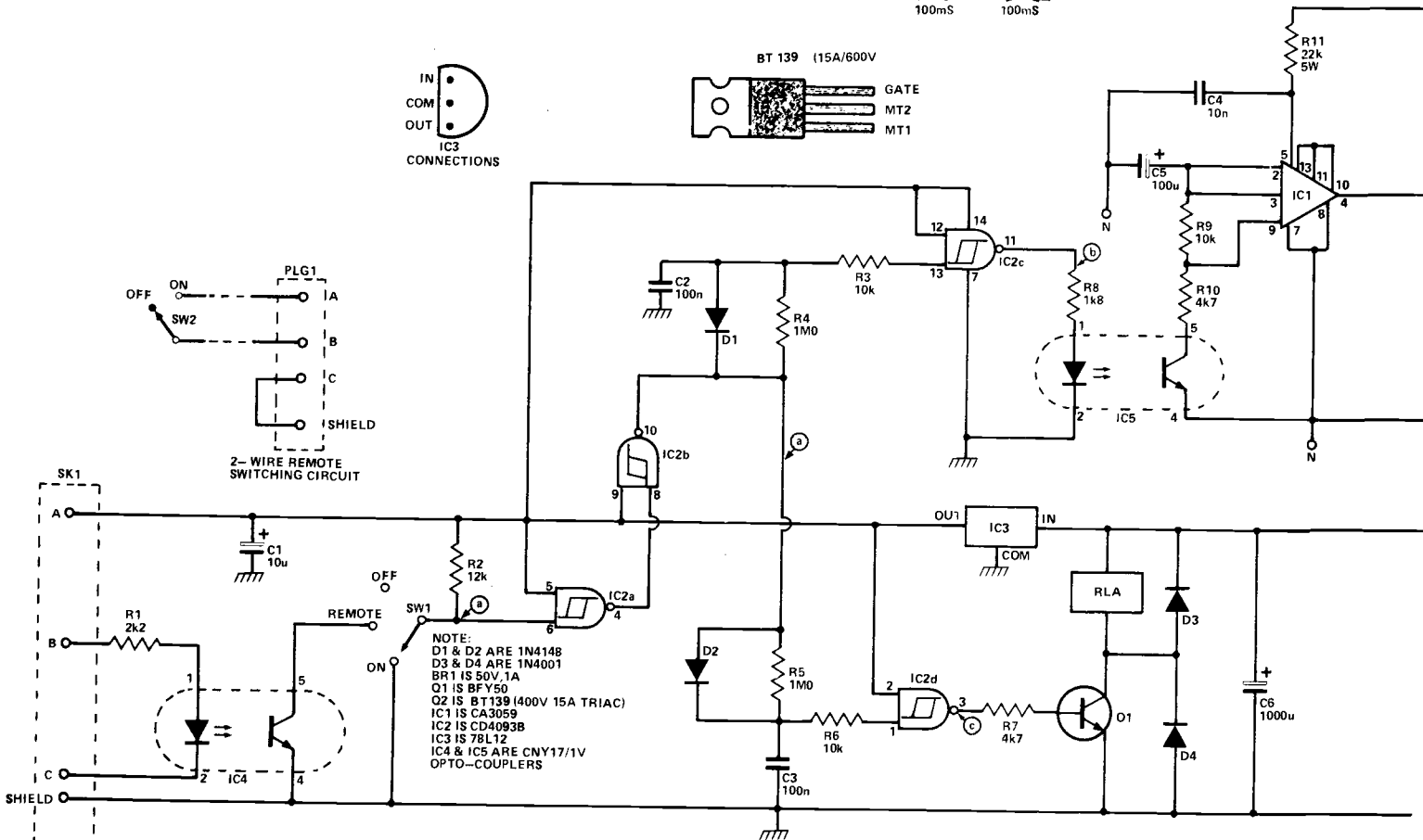


Fig.1 Circuit diagram waveforms are shown for points a, b and c in the circuit.



PROJECT : Noiseless Power Switch

HOW IT WORKS

To appreciate the finer points of our power switch design it is necessary to first understand some of the basic principles of conventional mains-power switching, as follows.

SWITCHES AND RELAYS. The major disadvantages of switches and relays in mains-switching applications are that they do not suffer from arcing problems and can be controlled from low-power sources. They have several significant disadvantages: Triacs can generate very significant RFI when they are initially switched on. The magnitude of the RFI is proportional to the rise time and the magnitude of the switch-on current, which in turn is proportional to the instantaneous magnitude of the mains voltage at the moment of switch-on. Switch-on RFI is radiated from all mains wiring through which the current pulse flows. Thus, if the instantaneous mains voltage is at 400 V as the triac switches power to a 20R heater load, a very large pulse of RFI will be generated, but if the instantaneous voltage is only 10 V at the moment of switching the RFI will be negligible.

TRIAC POWER SWITCHES. The main advantages of triacs (solid-state power switches) in mains-switching applications are that they do not suffer from arcing problems and can be controlled from low-power sources. They have several significant disadvantages:

A second disadvantage of the triac is that it has a typical saturation voltage of about 2 V. It thus dissipates 30 W when driving a 15 A load and may need substantial heat sinking.

A final disadvantage of the triac is that it has a 'minimum holding current' characteristic, which causes the triac to unlatch if its load current is reduced below a certain value with gate drive removed. The net effect of this characteristic is that a 15 A triac power switching circuit may work correctly with a high current load but may be incapable of operating correctly when connected to (say) a 100 W lamp.

ZERO-VOLTAGE TRIAC SWITCHING. The RFI-generation problem of the triac can be overcome by feeding gate (switch-on) signals to the triac only when the instantaneous mains voltage is at, or close to, the zero-voltage crossover point of the mains waveform. Special 'zero-

voltage switching' ICs are available for this type of application and are very easy to use. 'Zero-voltage' triac circuits still, however, suffer from the power-dissipation and minimum-load problems mentioned above.


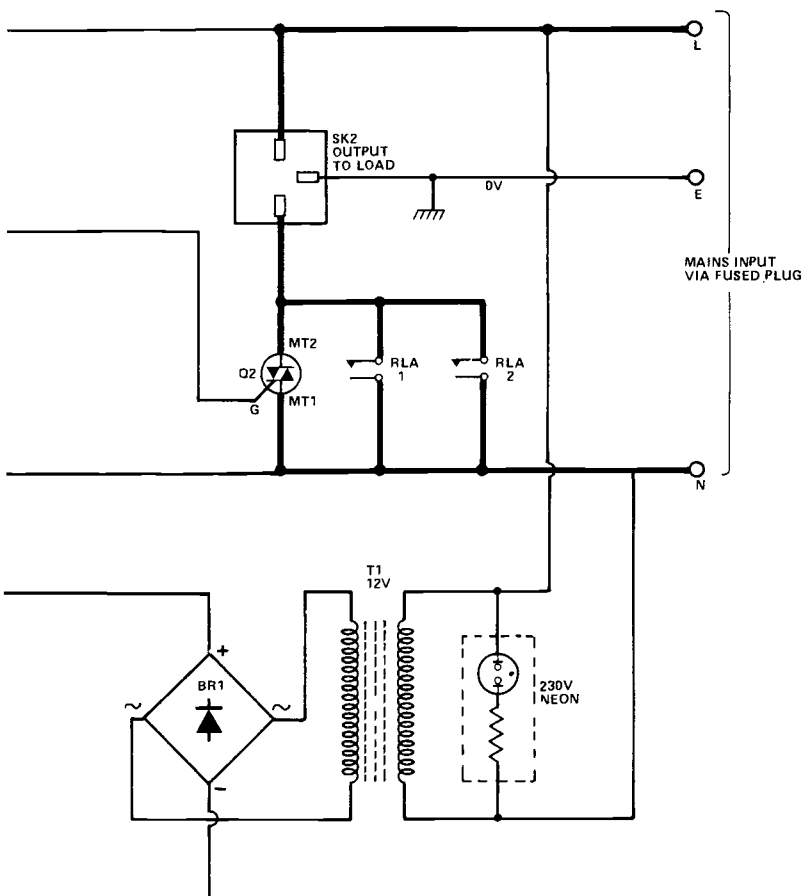
The ETI circuit combines both zero-voltage triac-switching and relay switching techniques to give the best of both worlds, with RFI problems eliminated by the triac circuitry and with power-dissipation and minimum-load problems eliminated by the relay. The basic operating principle of the circuit is quite simple. When an ON command is given, the zero-voltage triac-switching circuitry activates and connects power to the load without generating RFI. 100 ms later, the relay turns on and shorts out the triac, thus maintaining the load connection without the usual power-dissipation and minimum-load problems. Since the relay is required to switch only the 2 V saturation voltage of the triac, it does not suffer from arcing or RFI problems.

When the OFF command is given, the reverse sequence of actions takes place, with the relay turning off on the arrival of the OFF instruction and the triac turning off 'noiselessly' 100 ms later.

The basic logic waveforms of the circuit are generated by IC2. IC2a-IC2b are wired as a non-inverting Schmitt amplifier with its output fed to a pair of time-constant networks with Schmitt-inverter outputs (D1-R4-C2-IC2c and D2-R5-C3-IC2d). The output of the IC2d network is fed to the relay by Q1 and the output of the IC2c network is fed to the IC1-Q2 'zero-crossing triac' circuitry by opto-coupler IC5.

The relay and the logic network are powered from a DC supply that is isolated from the mains by transformer T1. The logic supply is derived from a 12 V regulator, the 12 V supply being externally available for powering auxiliary circuitry.

The power switch can be activated either manually or by a 'remote' input via SW1. SW1 is fully isolated from the mains voltage by T1 and the opto-coupler IC5. The 'remote' input to the circuit is made through a second opto-coupler (IC4), which provides 4 kV of isolation at the input terminals. This input requires only a few milliamps of current (through R1) to turn the power switch on. This current can be derived from the internal supply, if desired, by using the two-wire remote switching connections shown in the circuit diagram.



BUYLINES

You'll need to hunt around for some of the components in this project. The relay is a Radiospares component (order no. 348-756), but can be supplied by Watford Electronics.

The CA3059 is available from Marshall's. The CNY17/1V opto-couplers are available from Electrovalve. Watford can supply the BT139 triac.

The case chosen for our prototype is a PACTEC CM6, distributed by OK Machine & Tool UK Ltd, Dutton Lane, Eastleigh SO5 4AA.

PROJECT : Noiseless Power Switch

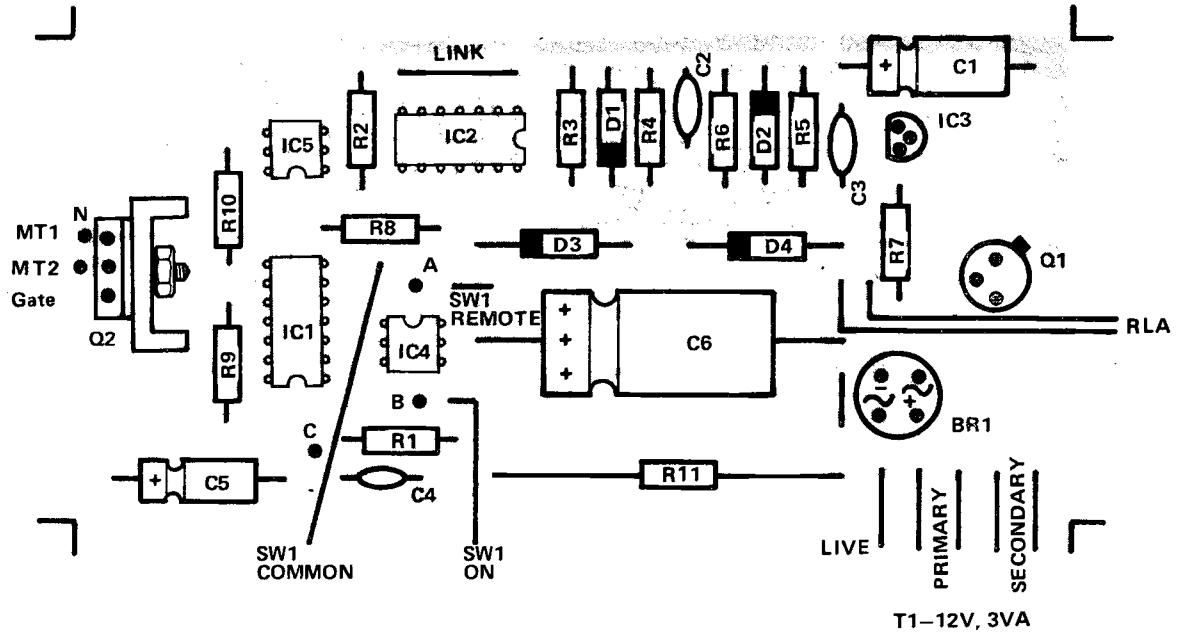



Fig.2 Component overlay.



PARTS LIST

Resistors all 1/4 W 5%, except where stated

R1	2k2
R2	12k
R3,6,9	10k
R4,5	1M0
R7,10	4k7
R8	1k8
R11	22k 5W

Capacitors

C1	10u 16 V electrolytic
C2,3	100n polyester
C4	10n polyester
C5	100u 16 V electrolytic
C6	1000u 25 V electrolytic

Semiconductors

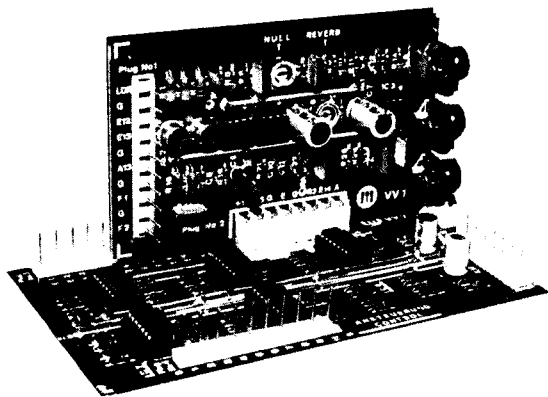
IC1	CA3059
IC2	4093B
IC3	78L12
IC4,5	CNY17/1V (opto-couplers)
Q1	BFY50
Q2	BT139 (triac)
D1,2	1N4148
D3,4	1N4001
BR1	50 V 1 A bridge

Miscellaneous

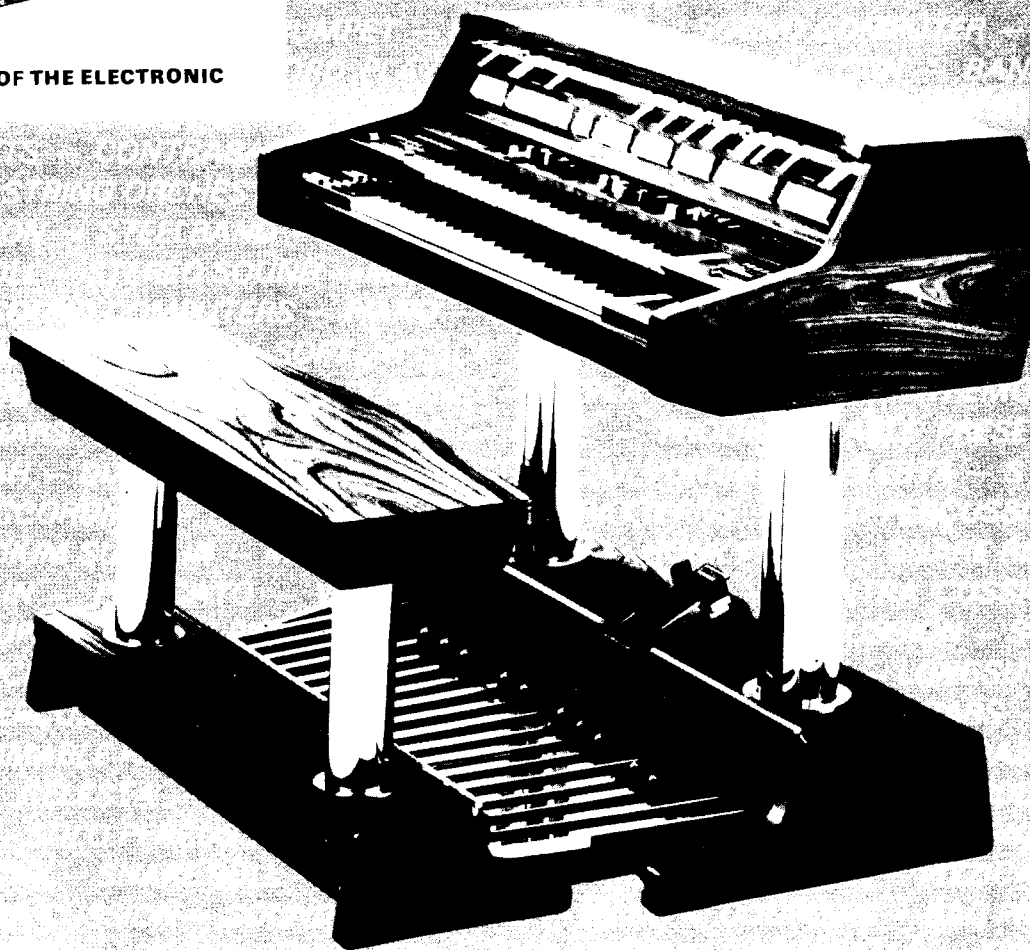
RLA	12 V coil resistance > 100R, 2 pole changover contacts rated at 240 V, 10 A, with relay base, 15 A rated (see Buylines).
SW1	three-way slide switch
SK1	three-pin DIN socket
SK2	three-pin mains socket
PLG1	three-pin DIN plug
T1	12 V, 3 VA mains transformer

230 V neon, case, connecting wire, etc.

Create One Yourself!



ILLUSTRATED HERE — PART OF THE ELECTRONIC "INSIDES" OF A WERSI



Aura and WERSI Show You How

Create one of Wersi's electronic organs by building it yourself from an easy to build kit. Create a perfect match in decor by picking a spinet or console in contemporary or traditional styling. Create your own personalized instrument by picking just those features that fit your playing style.

Create your own custom electronic organ by having WERSI build it for you. Create the keyboard instrument that exactly fits your needs in styling and features. Create a lifetime investment with WERSI's unique updating system which allows you to ADD new features in the future.

Want to know more about WERSI? AURA SOUNDS are the first company to successfully market WERSI Organs and kits in the U.K. Our technical telephone support service is second to none. There's a friendly welcome and free demonstration at our three showrooms. Fill in the coupon and enclose a cheque/P.O. for £1.00 payable to AURA SOUNDS

LTD. FOR IMMEDIATE ACTION TELEPHONE
01-668 9733 24 HOUR ANSWERING SERVICE,
QUOTING ACCESS/BARCLAYCARD NUMBER.

AURA SOUNDS LTD.
14-15 Royal Oak Centre, Brighton Road, Purley, Surrey.
Tel: 01-668 9733
1729 Coventry Road, Sheldon, Birmingham
Tel. 021-707 8244

Please send me the full colour WERSI Catalogue.
I enclose cheque/P.O. for £1.

NAME _____

ADDRESS _____

Send to Aura Sounds Ltd., 14/15 Royal Oak
Centre, Brighton Road, Purley, Surrey.

WERSI AND AURA SOUNDS — THE WINNING COMBINATION

Why the Sinclair ZX80 is Britain's best-selling

Built: £99.95

Including VAT, post and packing, free course in computing, free mains adaptor.

Kit: £79.95

Including VAT, post and packing, free course in computing.

This is the ZX80. A really powerful, full-facility computer, matching or surpassing other personal computers at several times the price. 'Personal Computer World' gave it 5 stars for 'excellent value'. Benchmark tests say it's faster than all previous personal computers.

Programmed in BASIC – the world's most popular language – the ZX80 is suitable for beginners and experts alike. And response from enthusiasts has been tremendous – over 20,000 ZX80s have been sold so far!

Powerful ROM and BASIC interpreter


The 4K BASIC ROM offers remarkable programming advantages:

- * Unique 'one-touch' key word entry: the ZX80 eliminates a great deal of tiresome typing. Key words (RUN, PRINT, LIST, etc.) have their own single-key entry.
- * Unique syntax check. A cursor identifies errors immediately.
- * Excellent string-handling capability – takes up to 26 string variables of any length. All strings can undergo all relational tests (e.g. comparison).
- * Up to 26 single dimension arrays.
- * FOR/NEXT loops nested up to 26.
- * Variable names of any length.
- * BASIC language also handles full Boolean arithmetic, condition expressions, etc.
- * Randomise function, useful for games and secret codes, as well as more serious applications.
- * Timer under program control.
- * PEEK and POKE enable entry of machine code instructions
- * High-resolution graphics.
- * Lines of unlimited length.

Unique RAM

The ZX80's 1K-BYTE RAM is the equivalent of up to 4K BYTES in a conventional computer – typically storing 100 lines of BASIC.

No other personal computer offers this unique combination of high capability and low price.



The ZX80 as a family learning aid. Children of 10 years and upwards are quick to understand the principles of computing – and enjoy their personal computer

The Sinclair teach-yourself BASIC manual

If the specifications of the Sinclair ZX80 mean little to you – don't worry. They're all explained in the specially-written 128-page book (free with every ZX80). The book makes learning easy, exciting and enjoyable, and represents a complete course in BASIC programming – from first principles to complex programs.

Kit or built – it's up to you


In kit form, the ZX80 is pleasantly easy to assemble, using a fine-tipped soldering iron. And you may already have a suitable mains adaptor – 600 mA at 9V DC nominal unregulated. If not, see the coupon.

Both kit and built versions come complete with all necessary leads to connect to your TV (colour or black and white) and cassette recorder. Plug in and you're ready to go. (Built versions come with mains adaptor.)

ETI MARCH 1981

personal computer.

Now available for the ZX80... New 16K-BYTE RAM pack



Massive add-on memory. Only £49.95.

The new 16K-BYTE RAM pack is a complete module designed to provide you – and your Sinclair ZX80 – with massive add-on memory. You can use it for those really long and complex programs – or as a personal database. (Yet it can cost as little as half the price of competitive add-on memory for other computers.)

For example, you could write an interactive or 'conversational' program to show people what your ZX80 can do. With 16K-BYTES of RAM, they could be talking to your computer for hours!

Or you can store a mass of data – perhaps in a fairly simple program – such as a name and address list, or a telephone directory.

And by linking a number of separate programs together into one giant, but modular, program, you can achieve the same effect as loading several programs at once.

We're also confident that it won't be long

before you can buy cassette-based software using the full 16K-BYTE RAM. So keep an eye on the personal computer magazines – and brush up your chess perhaps!

The RAM pack simply plugs into the existing expansion port on the rear of the ZX80. No wires, no soldering. It's a matter of seconds and you don't need another power supply. You can only add one RAM pack to your ZX80 – but with 16K-BYTES who could want more!

How to order

Demand for the ZX80 exceeds all other personal computers put together! So use the coupon to order today for the earliest possible delivery. All orders will be despatched in strict rotation. We'll acknowledge each order by return, and tell you exactly when your ZX80 will be delivered. If you choose not to wait, you can cancel your order immediately, and your money will be refunded at once. Again, of course, you may return your ZX80 as received within 14 days for a full refund. We want you to be satisfied beyond all doubt – and we have no doubt that you will be.

To: Science of Cambridge. FREEPOST 7, Cambridge CB2 1YY.

Remember: all prices shown include VAT, postage and packing. No hidden extras. Please send me:

Qty	Item	Code	Item price £	Total £
	Sinclair ZX80 Personal Computer kit(s) Price includes ZX80 BASIC manual, excludes mains adaptor	02	79.95	
	Ready-assembled Sinclair ZX80 Personal Computer(s) Price includes ZX80 BASIC manual and mains adaptor	01	99.95	
	Mains Adaptor(s) (600 mA at 9V DC nominal unregulated)	03	8.95	
	16K-BYTE RAM pack(s)	18	49.95	
	Sinclair ZX80 Manual(s) (Manual free with every ZX80 kit or ready-made computer)	06	5.00	

NB Your Sinclair ZX80 may qualify as a business expense

TOTAL: £

I enclose a cheque/postal order payable to Science of Cambridge Ltd for £ _____

Please print

Name: Mr/Mrs/Miss _____

Address _____

FREEPOST – no stamp needed.

ET103

sinclair ZX80

Science of Cambridge Ltd.

6 Kings Parade, Cambridge, Cambs., CB2 1SN.
Tel: 0223 311488.

ETI MARCH 1981

HOLOGRAPHY



Trip the light fantastic with the greatest of ease as Anne Sullivan unfolds the exotic story of three dimensional photography — holography.

Holography records light waves reflected from an object and reconstructs them to produce a three-dimensional image. Holograms can only be recorded using a strong coherent light, so, to explain holography it is important to understand the nature of light itself. All light travels in waves. White light is composed of all the colours of the spectrum, each colour having its own wavelength. Because white light is composed of many different wavelengths and phase orientations travelling together, it is known as incoherent light. Coherent light is composed of waves of identical length and frequency travelling in phase, such as that produced by a laser.

Mirror, Mirror.

All objects reflect light, the amount varying in intensity according to the shape and nature of the object. A hologram is recorded when wavelengths of coherent light that are in phase overlap to produce a wavefront known as an interference pattern. The interference pattern, which records the dimensions and depth of the object, is recorded on a photographic plate and when the interference pattern is reconstructed, we see what appears to be a three-dimensional image of the original object — a hologram.

Holography was discovered by Dennis Gabor in 1948 at the British Laboratories in Rugby. His early holograms confirmed this theory, but the images were dim and blurred. Development was hindered by a lack of a sufficiently strong source of coherent light and photographic emulsions of a high enough quality. In 1960 with the invention of the laser, a strong source of coherent light became available and in 1964 two American scientists, Emmett Leith and Juris Upatnicks were able to further the pioneering work done by Gabor. Leith and Upatnicks produced the first bright holograms and the system they developed is known as 'off axis transmission holography'.

Object Lesson

To make a hologram the light from a laser is split into two beams using a beam splitter. One beam is directed onto the object to be recorded (the object beam) and the second beam onto the photographic plate (the reference beam). The intensity of the lightwaves reflecting from all the points of the object combine with waves of the reference beam to produce an interference wavefront in the emulsion. The photographic plate (which is an extremely fine grain silver halide emulsion) is then developed and fixed in a similar way to conventional photographic film. The developed plate which contains the interference pattern is a hologram.

Image Making

To reconstruct or view the hologram, the reference beam from the laser is directed at the holographic plate at the same angle as in the recording stage. When it emerges it recreates the light waves from the original object and reconstructs a three-dimensional object behind the holographic plate. This type of hologram where the image is reconstructed behind the plate is known as a 'virtual image hologram'.

Reconstruction of a hologram where the image appears in front of the plate (a 'real image hologram') is more complicated. If the procedure is reversed and the holographic plate is lit from behind, the image that is reconstructed in front of the plate will be back to front and with reverse perspective; that is, the objects in the background will appear larger than those in the foreground. This inside-out image is known as pseudoscopic.

In order to create a real image hologram a second hologram is made of the pseudoscopic image. When the second generation hologram is reconstructed, the image appears in front of the plate the correct way round ie orthoscopic, the

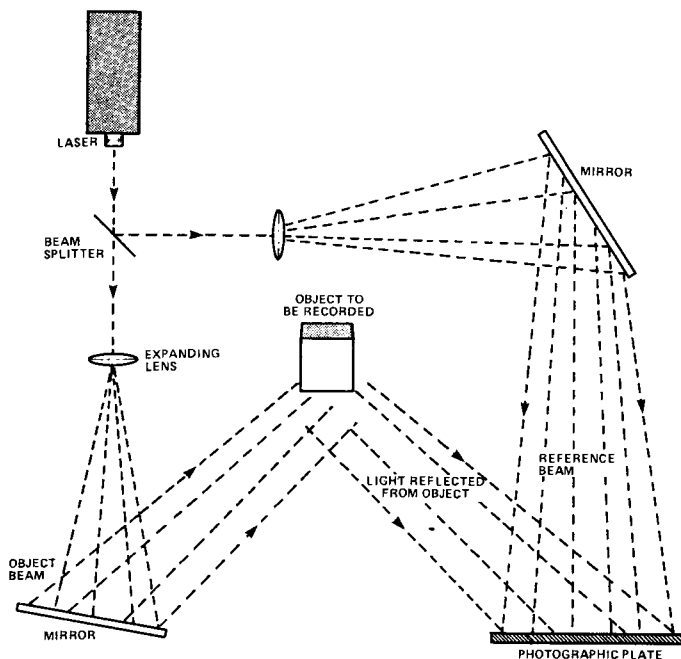


Fig. 1 The single beam from a common-or-garden laser is split in two. One beam (reference) is taken directly to the photographic plate. The other gets there via the object. The two beams produce an interference pattern in the emulsion.

image having been reversed twice. Examples of laser transmission holograms have recently been seen in this country at the "Light Fantastic" exhibitions at the Royal Academy in London.

Another type of hologram was developed in the Soviet Union in the early sixties by Y.N. Denisyuk which eliminated the need for a laser to reconstruct the image and so helped to bring holography out of the laboratory and make it more accessible to the public. This type of hologram is known as 'white light reflection hologram' and, although a laser is required to make the hologram, the image can be reconstructed using a white light source.

Daylight 3-D


In white light reflection holography, Denisyuk also eliminated the need for a beam splitter. A beam of coherent light is passed through the holographic plate and acts as both the object and reference beam. It illuminates the object to be recorded and is then reflected back through the holographic plate. The emulsion records the interference between the beam and the reflection from the object. The hologram is viewed by directing white light onto the holographic plate. The plate acts as a filter and selects only the coherent light to reconstruct the hologram. This type of holography is being developed in this country by Nick Phillips at Loughborough University for Holoco Ltd. Another method of making white light reflection holograms uses the pseudoscopic image of a laser transmission hologram (in a similar way to making a real image transmission) but with the reference beam of the second hologram coming from the opposite side of the plate.

In 1969 Dr. Stephen Benton, working for the Polaroid Corporation in the USA developed a system that enabled a 'real image hologram' to be viewed in white light. Making a so-called 'white light 'rainbow' transmission hologram' is a more complicated process, but it basically involves two stages. Initially, a transmission hologram is made. Then a second hologram is

made in the same way that a 'real image hologram' would be recorded except that just a horizontal slit (3-5 mm) of the master is illuminated. The slit is projected in front of the hologram and the white light passing through it acts as a filter. The white light passing through the slit is diffracted and produces a rainbow effect, so, depending on the viewing angle the holographic image appears in all colours of the spectrum. Dr. Benton has since modified his process and is now able to produce achromatic (black & white) images. This type of holography is being developed in this country by See Three Holograms Ltd. Another type of reflection hologram known as a 'dichromate gelatin hologram' was developed in the USA in the sixties. These holograms are made using ammonium dichromate instead of a silver halide plate. This method produces holograms with a very bright image, but limited depth. Its major application so far has been in the production of holograms in the forms of pendants.

Life Class

In all the methods of holography previously described the subject matter has to be an inanimate object, as any movement, even breathing, would disturb the interference pattern of the wavelengths and no image would result. However, animate objects can be recorded holographically using a pulsed laser. A pulsed laser emits intense flashes of coherent light, rather like a flashgun, which freeze the movement of the subject long enough to record the image. Using a pulsed laser it has even been possible to make a hologram of a bullet in flight. Pulsed



Rick Silbermann's 'The Meeting', a reflection hologram shown at the recent holography exhibition at The Photographer's Gallery. Our lead photograph is Harriet Casden-Silver's 'A Woman', from the same exhibition. ➔



A haunting face — Al Razutis's 'Surrogate' from the holography exhibition at the Photographer's Gallery.

lasers can also be used to make holographic portraits of people, but when making a hologram of a person a large sheet of frosted glass has to be used to diffuse the light from the laser for safety.

Another type of hologram, an 'integral hologram' incorporates movement. Integral holograms are not strictly holograms, but a marriage of cinematography and holography as the subject matter is not recorded with a laser, but with ordinary 16 or 35mm black and white film. An integral hologram is basically a series of holograms joined together to create movement. The process was developed by Lloyd Cross of the Multiplex Co. in the USA in 1974. An integral (or multiplex) hologram is also made in two stages. First the subject is filmed on a turntable which moves at a fixed speed. Any movement to be recorded has to be slow and smooth or the resulting hologram will have blurred or jerky movement. The black and white film is then scanned by a laser and each frame is made into a vertical strip hologram using a technique similar to the 'Rainbow' method. The resulting series of vertical strip holograms are contained on a flexible photographic sheet. To reconstruct the holograms the film is usually placed in a 120° cylindrical container (360° holograms can also be made). The container is illuminated from below by an ordinary incandescent light source. Integral holograms are popular as they eliminate some of the problem of the other types of holography, in that they are not confined to same size reproduction, allow a certain degree of movement, can be copied relatively cheaply and they can be reconstructed easily using an ordinary light source.

Applications

The applications of holography are numerous — among them, storing digital information, recording works of art and preserving them for posterity, as point of sale displays for advertising, in education to demonstrate complex forms such as molecular structures, as a completely new medium for artists to work in and as an art form in the home.

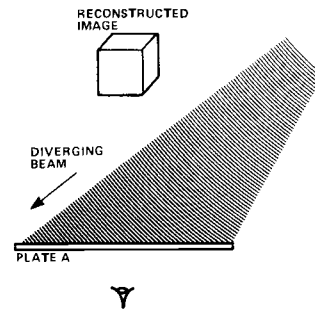


Fig. 2 Recovering a holographic image. A beam of light (white or laser, depending on the method of recording used) is directed at the photographic plate at the same angle as that of the reference beam during recording.

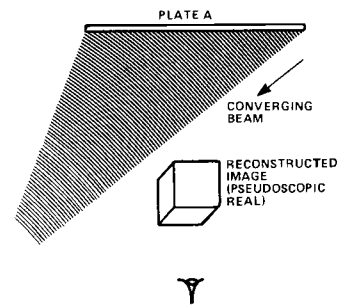


Fig. 3 The image can be made to appear in front of the plate by illuminating it from the front. However, the image is reversed in all respects. Objects in the background appear to be larger than those in the foreground.

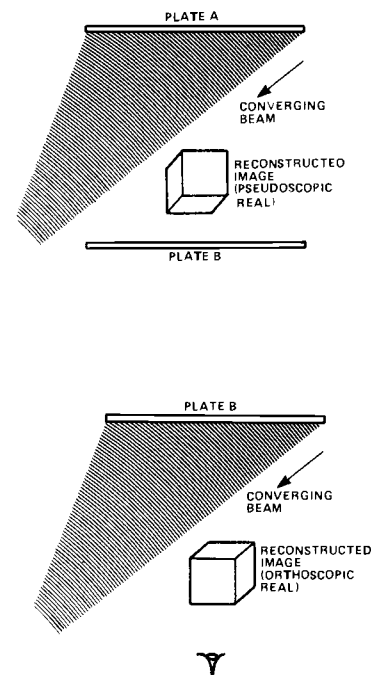


Fig. 4 To return the perspective to normal, a second hologram must be made from the first.

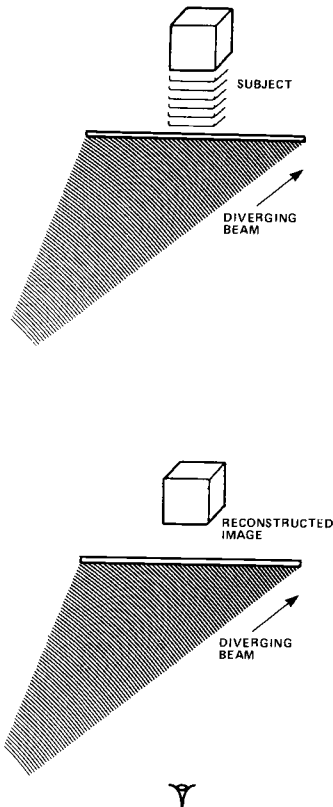


Fig. 5 To make a white light reflection hologram, the recording reference beam and object to be recorded are on opposite sides of the plate. The back of the plate is often coated with black to give a dark viewing background during reconstruction.

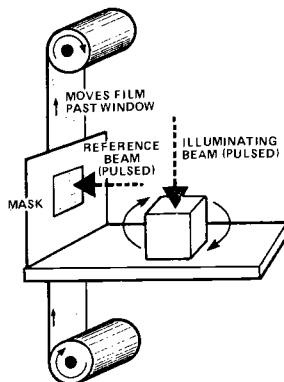


Fig.6 One method of producing a holographic film of a moving object. A pulsed beam illuminates the spinning cube.

I have just given a brief outline of holography, but it is a medium that is now becoming available to people in the same way as photography has done in the past. A holographic lab can be set up for approximately the same price as a quality colour lab. For those people who are interested in finding out more about holography I would recommend the following books and courses:-

Books

Understanding Holography by Michael Wenyon

Published by: David & Charles. £5.50

A good all round introduction to holography, easily understood by the layman and with an extensive bibliography for further reading.

Holograms (How to make and display them) by Graham Saxby. Published by Focal Press: £7.95

The most recent book available on holography. A good introduction to holography and an easily understood guide to producing your own holograms. Also contains an extensive bibliography.

Light Fantastic 2

Bergstrom & Boyle £2.95

Catalogue of the Light Fantastic exhibition. Includes an introduction to holography and is well illustrated with holograms made by Holoco.

Course

Holography Arts Workshop

Goldsmith College

The Millard Building


Cormant Road

London SE15

Write to Paul Walton for a prospectus.



A double exposure hologram by Margaret Benyon. The front and back of the box are visible simultaneously (from Holograms by Graham Saxby, Focal Press Ltd).



Spacecraft flying in formation in the Light Fantastic 2 exhibition.

ETI

IONISER KIT

This negative ion generator gives you power to saturate your home or office with millions of refreshing ions. Without fans or moving parts it puts out a pleasant breeze. A pure flow of ions pours out like water from a fountain, filling your room. The result? Your air feels like fresh ocean air, pure crisp and wonderfully refreshing.

All parts P.C.B. and full instructions £10. A suitable case including front panel, neon switch, etc. Available at £8 extra.

H.E. KITS

Car Booster ZD50 £18; Multi Option Siren ZD36 £10.50; Car Equaliser ZD52 £13.30; Envelope Generator ZD20 £11.79; R/C Speed Controller ZD3 £9.60; White Noise Effects Unit ZD18 £16.85; Track Cleaner ZD12 £7.75; Drill Speed Controller ZD21 £7.

All Hobby Kits supplied cases except ZD3. All kits contain components as specified plus Texas I.C. sockets where required. Also connecting wire. Special introductory offer to E.T.I. readers, a pack of nuts, bolts, washers, self-cutting, self-tapping screws supplied with each kit.

SPECIAL OFFERS

Texas/I.T.T. 1N4148, 100 for £1.50.

Fairchild FLV ISO Red '2 LEDs 10 for £1; 100 for £7.50.

Mullard Computer Electrolytics S/T 21,000 U.F. 40V £3.50

Daly Electrolytic Capacitors 2000 µF, 100V £1.50

I.T.T. BGY 72 Transistors leads pre-formed 10 for 50p

Varicap Tuners ELC1042 £6.00

Varicap Tuner ELC1043 £6.00

Philips Scope Tube 5" CV2191/DG-13-2 £17.50

Thorn-Sylvania Scope Tube 5" SE5J £17.50 (Callers only)

Toshiba 12" TV Tube 310GAB4 £12.50 (Callers only)

If you do not have the issue of H.E. which contains the Project, we can supply a reprint at 40p extra orders. Please add 30p post and packing. Add 15% VAT to total order.

Callers please ring to check availability of Kits.

T. POWELL

306 ST. PAUL'S ROAD
HIGHBURY CORNER, LONDON, N.1.
TELEPHONE: 01-226 1489

Access / Visa accepted
Shop hours: Mon. to Fri. 9-5.30, Sat. 9-4.30

Get a great deal from Marshall's

CRIMSON ELEKTRIK HI FI MODULES		
CE 608	Power Amp	£20.09
CE 1004	Power Amp	£23.43
CE 1008	" "	£26.30
CE 1704	" "	£33.48
CE 1708	" "	£33.48
CPS 1	Power Unit	£19.52
CPS 3	" "	£23.52
CPS 6	" "	£30.00
CPR1	Pre Amp	£32.17
CPR1S	" "	£42.52

ILP HI FI MODULES

Power Amplifiers

HY30	£ 7.29
HY50	£ 8.33
HY120	£17.48
HY200	£21.21
HY400	£31.83

Pre Amplifiers

HY6	£ 6.44
HY66	£12.19

Power Supplies

PSU30	£ 4.50
PSU36	£ 8.10
PSU60	£13.04
PSU70	£15.92
PSU180	£21.34

MULTIPLEX NICKEL CADMIUM CELLS

Type S101 (HP4)	£0.98
Type SubC (HP11)	£1.75
Type SubD (HP2)	£1.95
Friwo Chargers for above	
Penlight 4: accommodates 1-4 size HP7	£5.50
Combibox FW611: accommodates HP7, HP11	£13.25

SINCLAIR INSTRUMENTS

Digital Multimeter

PDM35	£ 34.50
DM235	£ 52.50
DM350	£ 72.50
DM450	£ 99.00

Digital Frequency Meter

PFM200 £ 49.80

Low Power Oscilloscope

SC110 £139.00

TF200 Frequency Meter £145.00

TGF105 Pulse Generator

NEW £ 85.00

LCD Multimeter

TM351 £99.00

LCD Multimeter

TM352 £49.95

Prescaler

TP600 £37.50

NOTE ALL PRICES NET. EXCLUDING VAT. POSTAGE/PACKING

New


Presensitised PC Boards, Developer. U.V. units.

Toyo miniature Fans 230v AC £9.95

Mini Metal Detector/Voltage Tester for locating cable under plaster £9.95

Flow/Speed Sensors for monitoring fuel consumption electronically in vehicles

Just one of the exciting Leader range



£299 + VAT

LB0508A OSCILLOSCOPE
With 20MHz DC bandwidth and 10 mv input sensitivity on a 5" screen this universal oscilloscope is suitable for a wide range of applications.


Send SAE for details of full range.

Marshall's 80/81 catalogue is now available by post, UK 75p post paid Europe 95p post paid: Rest of world £1.35 post paid.

A. Marshall (London) Ltd., Kingsgate House, Kingsgate Place, London NW6 4TA.
Industrial Sales: 01-328 1009
Mail Order: 01-624 8582 24hr service.

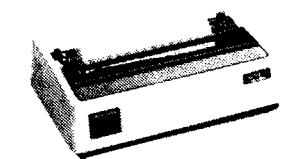
Also retail shops, 325 Edgware Road, London W2
40 Chickwood Broadway, London NW2, 85 West Regent St., Glasgow, 108A Stokes Croft, Bristol

OHIO SCIENTIFIC NEW SUPERBOARD 3



New Series 2 Challenger C1P — cheapo version £219. Ohio version (illustrated) £259. The special offer of the century (only Swanley could do it!) — for just £159 we will supply Superboard 3 with a free power supply and modulator kit and our free guard band kit (a brilliant breakthrough in itself for this kit extends the display to 32 x 32, gives 1200 and 300 Baud tape speeds, increases the computing speed by 50% and converts the display to 50Hz for flicker free viewing). Guard band kit also supplied separately for £10. 4K extra ram £18.95. Case £27. Cassette recorder £18. Cegnon improved monitor rom £29.50. Assembler/editor tape £25. Word processor program £10. Display expansion kit 30 lines x 54 characters for Superboard 2 (Not 3) £20. Cheapo memory expansion offer — Buy a 610 expansion board with 8K ram on board and space for another 16K for £159 and get a free 5V 4A power kit and any extra ram you want for £3/K. Buy a minifloppy disc drive + case + power supply + DOS for £275 and we will do the extra ram for £2/K (max. 16K)

PRINTERS




Buy any of the below and get a free interface kit and word processor programme for UK 101 or Superboard 2 — OKI Microline 80 (illustrated) £349. BASE 2 800MST £299. Seikosa GP80 £250.

SWANLEY ELECTRONICS

Dept. ETI, 32 Gosdall Rd, Swanley, Kent, BR8 8EZ

Telephone Swanley 64851 Please add 40p postage. Please add VAT except on sections marked with a * which already include it. Lists 27p post free. No VAT on overseas orders which are a speciality. Official orders welcome.

SHARP MZ80K COMPUTERS



With Basic tape and a free tape of approx. 50 programs — 20K £415, 36K £437, 48K version £459.

SINCLAIR PRODUCTS *

SC110 Oscilloscope £144.95. PFM200 £51.95. Microvision TV £99, adaptor £5.95. Enterprise prog calculator £19.95. PDM 35 £32.50, DM235 £55.95. DM450 £109.11.

BATTERY ELIMINATORS *

3-way type 6.7/7.9v 300ma £3.50. 100ma radio types with press-studs 9v £4.77, 9+9v £5.99. Car converter 12v input, output 4 1/2/6.7/7.9v 800ma £3.04.

BATTERY ELIMINATOR KITS *

100ma radio types with press-studs 9v £1.84, 9+9v £2.30. Stabilised 8-way types 3.4/5/6.7/7.9/12/15/18v 100ma £3.12, 1amp £8.10. Stabilised power kits 2.18v 100ma £3.12, 1.30v 1A £8.30, 1.30V 2A £14.82. TTL and computer supplies 5V stabilised 2A £9.35, 4A £14.16. 12V car converters 6.7/7.9v 1A £1.82.

TV GAMES *

Stunt cycle chip + kit £20.95. AY-3-8600 + kit £12.95. AY-3-8550 + kit £9.25.

MEMORIES

2114 450ns £2.15. 4116 200ns £2.83. 4027 £1.30. All low current



Apollo I. Its sound quality is as outstanding as its looks. (And makes the price sound ridiculous.)

Three waveband radio and cassette recorder (battery/mains).

BIG SET QUALITY

Big set sound quality from a portable radio/cassette recorder?

That's the remarkable achievement of the Apollo I. It really does have the rich tonal quality you'd only expect in an expensive home unit. On radio or cassette, reproduction is crystal clear even at full volume and over the whole of the tone range. The band change switch gives you the choice of FM, Medium or long wave and a big tuning control provides you with sensitive station tuning, helped by very clear and legible dial markings.

BIG FUNCTION RANGE

Remarkable, too, is the Apollo I's range of functions. In addition to the three band radio and cassette playing capability, it lets you record direct from the radio, record through the built-in condenser microphone, record through an external microphone (not included), and play yourself to sleep with taped music that switches off automatically.

Only
£19.95

plus £1.95 p & p

EXTRA 'EXTRAS'

Apollo I has many features you'd hardly expect if it was twice the price. For example: automatic volume control on the built-in microphone, earphone monitoring of recordings, battery or mains operation, provision for remote control, etc.

SENSATIONAL VALUE

Most remarkable thing about Apollo I, though, has to be its price. Any multi-function set would be extremely good value for this kind of money. But the Apollo, with so many 'extras' and such superb quality reproduction, is an absolute bargain. Guaranteed for 12 months.

- Exceptional sound quality
- Battery/mains operation
- Sensitive tuning
- Push button recorder
- Built-in microphone
- Tone control
- Auto recording level control
- Auto stop
- Sleep function switch
- Earphone
- Sockets for external microphone and remote control.

DATA

Output 2W (max). Power consumption 8W. Speaker 4in. 4ohm. Dimensions 11½in x 8in x 3½in (approx). Weight 5lb.

☎ Credit card holders may telephone (0536) 522024 24 hours a day stating card number for immediate attention.

MITRAD 68-70 High Street, Kettering, Northants. NN16 8SY. Tel. (0536) 522024

To Mitrad, 68-70 High Street, Kettering, Northants.

Please send me _____ Apollo I radio/cassette recorder at £19.95 plus £1.95 p & p (£21.90)

Total value of my order £ _____

I enclose cheque/PO made payable to Mitrad. Or debit my Access/Barclaycard No. _____

Signature _____

Name _____

Address _____

BLOCK LETTERS PLEASE

Allow up to 28 days for delivery. Full refund if not completely satisfied. Registered in England No 2554356 Code: ET1



- ORDER BY POST OR TELEPHONE WITH BARCLAYCARD/ACCESS
- ELECTRONIC TEST EQUIPMENT SPECIALISTS
- CALL IN AND SEE FOR YOURSELF

AUDIO ELECTRONICS


- ALL MODELS ON DISPLAY
- RETAIL - MAIL ORDER - EXPORT - INDUSTRIAL
- OPEN SIX DAYS A WEEK

ALL PRICES INCLUDE VAT

SCOPES

A range of Scopes in stock from 5mHZ Single Trace to 50mHZ Dualtrace. Mains and battery/mains portables.

Many on demonstration.



SINGLE TRACE

- (UK c/p etc £2.50)
- Hm 307-3 10mHZ, 5mV, 6 x 7 cm display plus component test **£158.78**
£109.25
- CO1303D 5mHZ, 10mHZ, 7 x 7cm display **£156.00**
 (Optional case £8.80, Nicads £7.95 Mains unit £4)
- SC110 10mHZ battery portable, 10mV 3.2 x 2.6cm display **£195.00**
- LB0512A 10mHZ 10mV, 5" display **£232.00**
- CS1559A 10mHZ 10mV, 5" display **£241.50**
- V151 15mHZ 1mV 5" display

OPTIONAL PROBES (ALL MODELS)

X1 £6.50, X10 £8.50, X100 £12.95, X1-X10 £10.95

*Price includes free Probe(s)


DUAL TRACE

- (UK c/p etc £3.50)
- CS156A 10mHZ, 10mV 5" display **£267.00**
- CS1575 5mHZ 1mV 5" display **£284.00**
- Hm 312-B 20mHZ, 5mV 10cm display **£253.00**
- CS1566A 20mHZ, 5mV, 5" display **£339.00**
- LB0 3085 70mHZ, 2mV, 5 x 6.3cm display Battery/mains. Portable built in Nicads **£482.00**
- HM412-4 20mHZ, 5mV, 8 x 10cm display plus Sweep Delay **£399.50**
- CS1577A 35mHZ, 2mV, 5" display **£478.00**
- CS1830 30mHZ, 2mV, 5" display plus sweep delay and delay line - new model **£569.00**
- Hm512-B 50mHZ, 5mV, 10 x 8cm display Delay Sweep **£687.00**
- LB0514 10mHZ, 1mV, (5mV) 5" display **£294.00**
- V152 15mHZ, 1mV, 5" display **£326.00**
- V302 30mHZ, 1mV, 5" display **£447.35**
- V550 50mHZ, 1mV, 10 x 8cm Delay sweep + 3 channel display **£799.25**

HAMEG ● TRIO ● LEADER ● SINCLAIR ● HITACHI

GENERATORS RF

(UK c/p £1.75)



TRIO ● LEADER ● CSC
SINCLAIR ● LEVELL

SG402 100 KHZ 30mHZ with AM modulation

- £68.00**
- LSG16 100kHz-100mHZ (300mHZ on Harmonics) **£63.25**
- SG2030 250KHZ 100mHZ low cost range **£46.95**
- ARF 300 18HZ-200mHZ low cost range audio and RF **£76.95**

PULSE

- 2001 1HZ 100KHZ (function) **£86.00**
- TG105 5HZ 5mHZ **£92.50**
- 4001 0.5HZ 5mHZ **£105.00**

AUDIO

- (All sine/square)
- AG202A 20HZ-200KHZ **£69.00**
- LAG26 20HZ-200KHZ **£73.60**
- AG203 10HZ-1mHZ sine/sq **£126.75**
- LAG120A 10HZ-1mHZ **£146.00**

LOGIC PROBES MONITORS

- Logic probes indicating high/low etc states that scopes can miss, all circuit powered for all IC's.
- LP3 50 mHZ logic probe **£55.95**
- LP1 10 mHZ logic probe **£35.50**
- LP2 1 1/2 mHZ logic probe **£19.95**
- LMI Logic monitor **£33.00**
- LDP076 50 mHZ logic probe with case **£51.00**
- Also in stock range of Protoboard kits and breadboards

PRO MULTIMETERS

- M1200 100K/Volt 30 range plus AC/DC 15 amp **£67.00**
- K1400 20K/Volt 23 range large scale **£79.95**
- M1500 20K/Volt 42 range plus AC/DC 10 amp **£53.50**
- (UK c/p £1.20)
- K200 38 range FET 10m ohm input 20HZ to 30 MHz **£95.00**
- (UK c/p £1.50)

SWR/FS AND POWER METERS

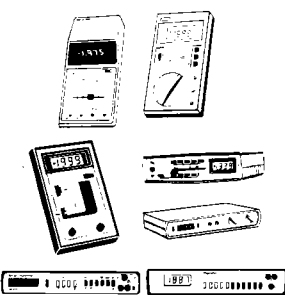


- Range in stock covering up to 150mHZ and up to 1K watt power PL259 sockets Also 250 UHZ Grid Dipmeter
- SWR9 SWR: S 3-150mHZ **£9.50**
- SWR50 SWR: Power meter 3/2-150mHZ 0-1000 watts **£13.95**
- 110 SWR: Power 1/2-144mHZ 0-100 watts **£11.50**
- 171 As 110 Twin meter plus F.S. **£14.50**
- Plus large range of BNC PL259 etc leads; plugs; adaptors; connectors; always in stock
- 176 SWR: Power FS 1/2 144mHZ 5-50 watt Plus 25-40mHZ AC match **£16.60**
- KDM6 Grid Dip 1/2-250mHZ **£28.50**

DIGITAL MULTIMETERS

KAISE ● SINCLAIR ● LASCAR ● THURLBY

A range of LED and LCD Bench and Hand DMM's battery operated with optional Mains Adapters - some with optional Nicads. All supplied with batteries and leads.



HAND HELD


- (UK post etc 85p)
- TM352 3 1/2 Digit LCD plus 10 ADC and Hfe checker **£54.95**
- PDM35 3 1/2 Digit 16 range LED (no AC current) **£32.95**
- ME502 3 1/2 Digit LED plus 10A DC and Hfe checker **£43.95**
- LM2001 3 1/2 Digit LCD 2 amp AC/DC 0.1% **£51.70**
- 6200 3 1/2 Digit LCD 0.2A AC/DC, Auto range **£39.95**
- 6220 As 6200 plus 10A AC/DC **£49.95**
- 6100 As 6200 plus Cont. test/range hold **£59.95**
- 6110 As 6100 plus 10A AC/DC **£74.95**

BENCH PORTABLES

- (UK c/p £1.00)
- DM235 3 1/2 Digit LED 21 ranges, 0.5% AC/DC 2A **£56.50**
- DM350 3 1/2 Digit LED 34 ranges AC/DC 10A **£78.50**
- TM353 3 1/2 Digit LCD AC/DC 2 amp **£86.50**
- TM351 3 1/2 Digit LCD AC/DC 10 amp **£107.95**
- LM100 3 1/2 Digit LCD AC/DC 2 amp **£86.50**
- DM450 4 1/2 Digit LED 34 ranges AC/DC 10 amp (DM series options, Carry case £8.80, Nicads £7.95, Mains adaptor £4.00).

MULTIMETERS

(UK post etc 75p)



- KRT101 1K/Volt 10 range pocket **£4.50**
- ATM1/LT1 1K/Volt 12 range pocket **£5.95**
- NH55 2K/Volt 10 range pocket **£6.95**
- ATI 2K/Volt 12 range pocket de luxe **£7.95**
- NH56 20K/Volt 22 range pocket **£10.95**
- YN360TR 20K/Volt 19 range pocket plus hfe test **£13.95**
- AT1020 20K/Volt 19 range de luxe plus hfe test **£16.95**
- 7081 50K/Volt 36 range plus 10 amp DC **£19.95**
- TMK500 30K/Volt 23 range plus 12A DC/Cont. test **£21.50**
- AT20 20K/Volt 21 range de luxe plus 10A DC and 5KV DC **£21.95**
- AT205 50K/Volt 21 range de luxe plus 10A DC **£24.95**
- 7080 20K/Volt 26 range large scale, 10A DC plus 5KV AC/DC **£26.95**
- AT2050 50K/Volt 18 range de luxe plus hfe test **£28.50**
- AT210 100K/Volt 21 range de luxe 12A AC/DC **£29.95**
- 360TR 100K/Volt 23 range plus hfe checker and AC/DC 10 amps **£34.95**

FREQUENCY COUNTERS



Portable and Bench LCD and LED Counters up to 600mHZ. Prices include batteries and leads.

HAND HELD

- (UK post etc 85p)
- PFM200 20HZ to 200mHZ 8 Digit LED **£54.50**
- MAX50 100HZ to 50mHZ 6 Digit LED **£61.00**
- MAX550 30KHZ to 550mHZ 6 Digit LED **£106.00**

BENCH PORTABLES

- (UK c/p £1.00)
- MAX100 8 Digit LED 5HZ to 100mHZ **£89.00**
- TF200 8 Digit LCD 10HZ to 200mHZ **£158.95**
- 7010A 9 Digit LED 10HZ to 600mHZ **£169.00**
- TP600 600mHZ Pre-Scaler for TF200 **£41.00**
- 200SPC 6 Digit 100mHZ LED built into 0.002 HZ to 5.5mHZ pulse generator **£437.00**

SOLDERLESS BREAD BOARD AND KITS

- EXP350 **£3.45**, EXP650 **£3.95**, EXP300 **£5.95**, EXP600 **£6.50**.
- KITS
- PB6 **£9.95**, PB100 **£12.95**, PB101 **£17.95**.

(UK c/p EXPs 30p, Kits 55p)

MINI DRILLS AND KITS

- (9-12 Volt 1/8" chucks)
- Small Drill plus 3 collets **£7.25**
- Medium Drill plus 3 collets **£10.50**
- Small Drill plus 20 tools **£14.95**
- Medium Drill plus 20 tools **£17.95**
- Mains Drill **£13.95**
- Mains Drill plus 20 tools **£21.50**

CHOOSE FROM UK'S LARGEST SELECTION

Stockists of electronic equipment, speakers/kits, PA equipment plus huge range of accessories ● UK carriage/packing as indicated ● Export - prices on request ● All prices correct at 1.2.81 E & OE ● All prices include VAT

AUDIO ELECTRONICS Cubegate Limited

OPEN SIX DAYS A WEEK


301 EDGWARE ROAD, LONDON, W2 1BN, ENGLAND. TELEPHONE 01-724 3564



FREE CATALOGUE!

Send large SAE (17p UK) Schools, Companies, etc. free on request.

POLYSYNTH



We conclude the Polysynth project with the final setting up and alignment procedure. Design and development by Tim Orr.

Assuming that the rest of the synthesiser has been checked out and found to be working then the voice boards can be tested and aligned. When inserting or removing the voice boards make sure that the power is *always* turned off. Set up the panel as shown in Fig. 4. Insert a voice into slot number four with the component side facing the centre of the machine, the copper track side facing the wooden end. Make certain that the ICs are the correct way around, in particular IC1,4. Turn on the power and check the ± 15 V and -5 V rails on the voice board. Both VCOs should be oscillating. Check pins 4,8 and 10 for square, ramp and triangle waveforms. Next look at IC2 pin 2 and IC3 pin 3 and check that the two waveform selectors function properly. Also check that the two VCO tuning pots control their respective VCO frequencies. When the machine has been calibrated, these pots will have a two octave tuning range.

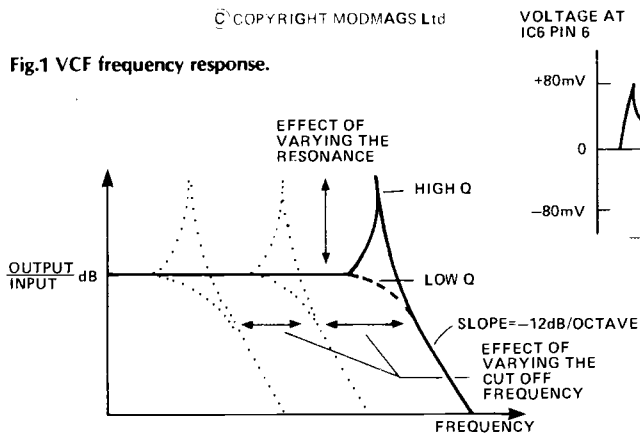
Check that the two transpose controls affect the VCO frequency. Move the pitch bend lever; this will slightly change the VCO pitch. Also check that the keyboard controls the

pitch, although it will not yet be in tune. Test out the three vibrato controls. Turn off the vibrato and tune the two VCOs to the same frequency. They should slowly beat with each other. Look at IC15 pin 5 (the top of R51). Check that the level controls for each VCO operate correctly. Turn both of them on. Turn on the sync switch. VCO1 should lock onto the frequency of VCO2. Turn off the sync and turn off the volume to VCO1. Select a square waveform from VCO2. Test the VCO2 MS (mark/space) control pot. With the pot anticlockwise the waveform will be square. As the pot is rotated to its central position the square will turn into a thin pulse. Clockwise of centre the pulse width is controlled by the mark/space oscillator. Check out the mark/space speed and waveform controls. Repeat for VCO1.

Select a 100 Hz ramp waveform from VCO1. Turn VCO1 level to maximum, and VCO2 level to off. Look at the VCF output, IC9 pin 1 (the left hand side of R58). The VCF frequency pot will vary the filter cut-off frequency, and the resonance control will vary the Q factor (Fig. 5). Press a note on the keyboard. This will generate the ADSR sweep waveform as shown in Fig. 2. Adjust PR3 so that with the ADSR sweep pot in its central position there is no VCF sweep. Now rotate the

© COPYRIGHT MODMAGS Ltd

Fig.1 VCF frequency response.



VOLTAGE AT IC6 PIN 6

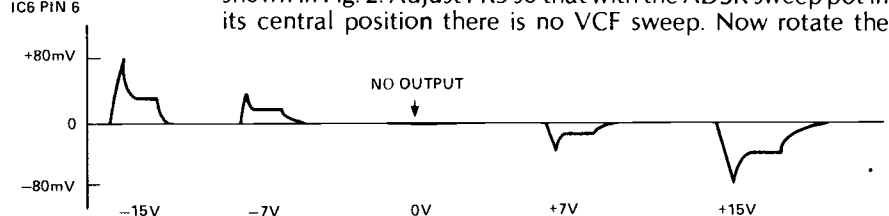


Fig.2 Waveforms associated with the ADSR sweep potentiometer.

ADSR sweep pot anticlockwise. When the note is pressed it should be possible to get a filter sweep that sounds like a 'DOW' noise. In the clockwise position the sound is a 'WAH'. Check out the VCF ADSR controls. They should behave as shown in Fig. 3. Also test the TRACK switch. This will generate

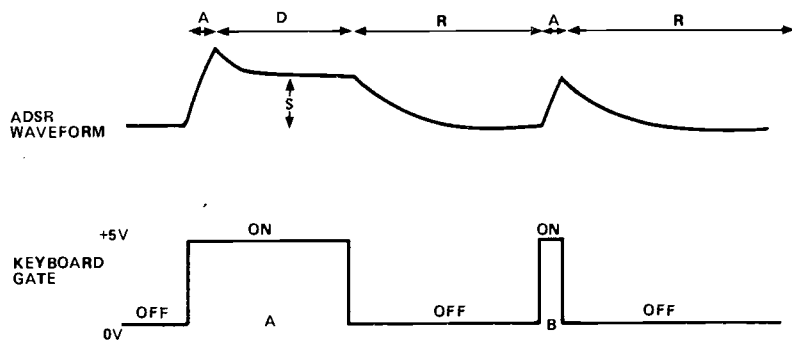


Fig.3 ADSR operation.

fast time-constants at the top end of the keyboard and slower ones at the bottom end. Now check out the VCF TRACK switch. Turn it on and play notes up and down the keyboard. The shape of the waveform at the VCF output will remain roughly the same as the frequency varies. But with the VCF TRACK off, the high notes will be sinusoidal, but the low notes will contain a strong harmonic content. Turn the VCF TRACK switch on. Turn up the noise level to test that it makes it to the filter.

The next and last section is the VCA. Turn off both the VCOs, the noise source and the VCF sweep. Set up the VCA ADSR as shown in Fig. 4. Press a note on the keyboard. This will start the ADSR which generates a fast envelope contour, causing a click at the VCA output, IC8 pin 5. Adjust PR1 until this click reaches a minimum. Turn on VCO1 so that the VCA has a signal to modulate. Test the VCA ADSR controls and the TRACK switch. When the note is released and the ADSR waveform has decayed away the output of the VCA will die away completely. Turn the ADSR/CONT switch to CONT. The sound will return and will be unaffected by the VCA ADSR. Now turn the relevant voice ON/OFF switch to OFF. The voice will now be off.

This concludes the initial alignment and debugging of the voice. Repeat all of this process for voices 3,2 and 1 until all four voices are plugged in and working. Allow the machine to 'burn in' for 24 to 48 hours, then retest all the functions.

The next section deals with aligning the VCF and VCOs for frequency and tuning.



Fig.5 VCF response. From top to bottom: high frequency, high Q (resonance control clockwise); low frequency, high Q; high frequency, low Q (resonance control anticlockwise); low frequency, low Q.

BUYLINES

Powertran Electronics can supply a complete kit of parts for each option of the Transcendent Polysynth.

1 voice	£320
2 voices	£368
3 voices	£464
4 voice expansion kit	£295

All prices are exclusive of VAT. Powertran Electronics, Portway Industrial Estate, Andover, Hants SP10 3NM.

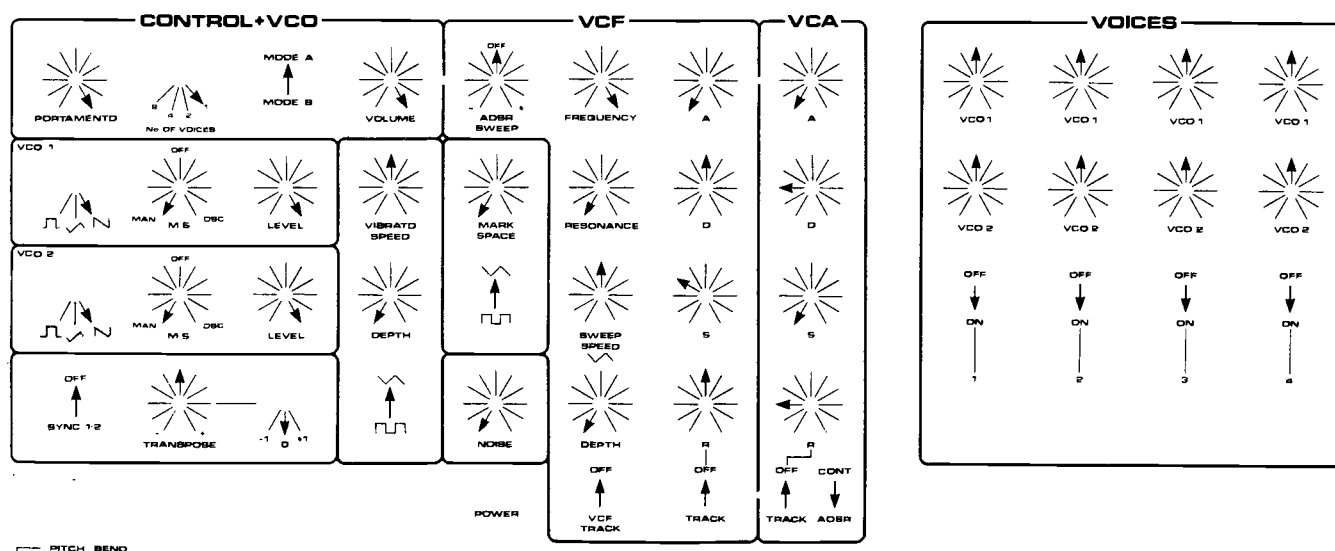


Fig.4 Front panel control positions for setting up procedure.

Pitch Spread

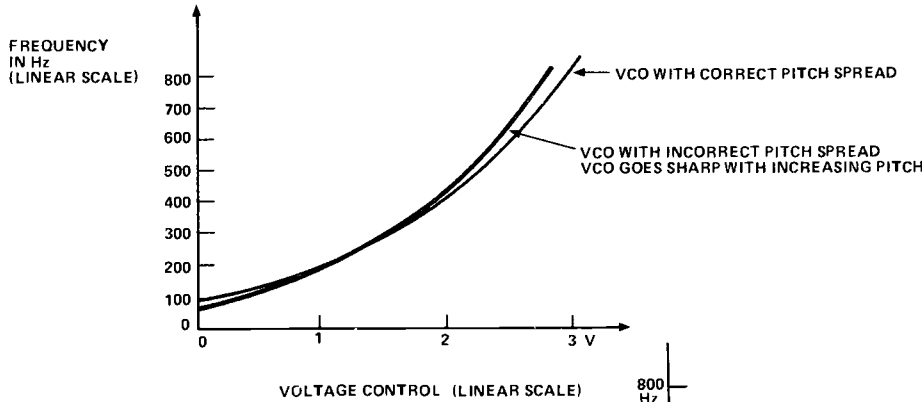
The pitch spread adjustment is very sensitive, but in order to obtain a musically useful synthesiser it must be properly set up. When two or more VCOs are being controlled from the keyboard it is imperative that they track. If they do not then objectionable frequency beating will occur as the keyboard pitch is altered. The Polysynth can have up to 16 VCOs in operation at once and so the pitch adjustment must be spot on. The VCOs have an exponential transfer function, which is musically very useful. It enables linear voltage changes from the keyboard to generate musical intervals from the VCOs. Also you can transpose VCO1 relative to VCO2. This relative tuning is maintained as the VCO pair is moved in pitch by the keyboard voltage.

This is a very powerful feature of the music synthesiser but it relies on the transfer function of all the VCOs being a perfect exponential curve. If one VCO deviates from this curve then it will never track with the other VCOs. If all the VCOs have the same curve but it is not an exact exponential then they will not track when transposed (VCO1 relative to VCO2) or when played in the polyphonic mode. If all the VCOs have exactly the same true exponential curve and yet the digital pitch generator has significant errors then the VCOs will not track in the polyphonic mode. However, if all these problems are properly resolved then you end up with a marvellous polyphonic music synthesiser. Figure 7 shows the VCO transfer function on a log/lin graph. Here a perfect exponential is shown as a straight line. The VCOs tend to go flat at high frequencies, which is caused by the accumulation of timing errors in the oscillator plus the effect of bulk resistance in the exponentiating transistor. However, the CEM3340 has a high frequency tracking adjustment to improve the top end tuning.

VCO Pitch Spread Adjustment

Turn the unit on and let it warm up for 10 minutes. The digital pitch generator must be working properly with a resolution of about 10 bits. If it cannot obtain this accuracy then it will not be possible to align the VCOs. Look at the VCF output (the left hand side of R58). Turn off VCO2 and select a sawtooth from VCO1. Turn all high frequency track presets (PR5,6) anticlockwise (this turns them off). Select one-voice operation and remove all modulations and sweeps. Turn off the sync. Set the VCF to maximum frequency and resonance to minimum. Play the bottom note on the keyboard and bias the VCO to 100 Hz. Now play the note one octave up. It should shift the VCO by an octave, but it won't! This is because the pitch spread trim is wrong. The pitch spread trim for VCO1 is PR9. Turning it clockwise gives more VCO octaves per keyboard octave; it gives the VCO a sharper tuning. Turning it anticlockwise gives less VCO octaves per keyboard octave; it gives the VCO a flatter tuning. So if VCO1 is sharp one octave up turn PR9 anticlockwise. However, adjusting the preset also alters the bottom note. This makes the tuning of the VCOs rather difficult unless you have a good musical ear. If you are blessed with this then it is possible to tune the VCO by playing scales or octaves, listening to the VCO output and making suitable changes to the preset.

For those who were born with tin ears a more technical approach should be employed. A frequency meter can be used to set the VCOs to give 'almost' octave intervals. As the frequency meter gate is asynchronous to the VCO then the reading will be slightly different every time. A frequency meter with a 1 S gate will give 1 Hz accuracy for a 100 Hz signal. A 10 S gate will give 0.1 Hz accuracy but 10 S is a long time to wait for two gate periods (20 S). A frequency meter is useful to give you the tuning to within a fraction of a percent.



© COPYRIGHT MODMAGS Ltd

Fig.6 Exponential transfer function of a musical VCO.

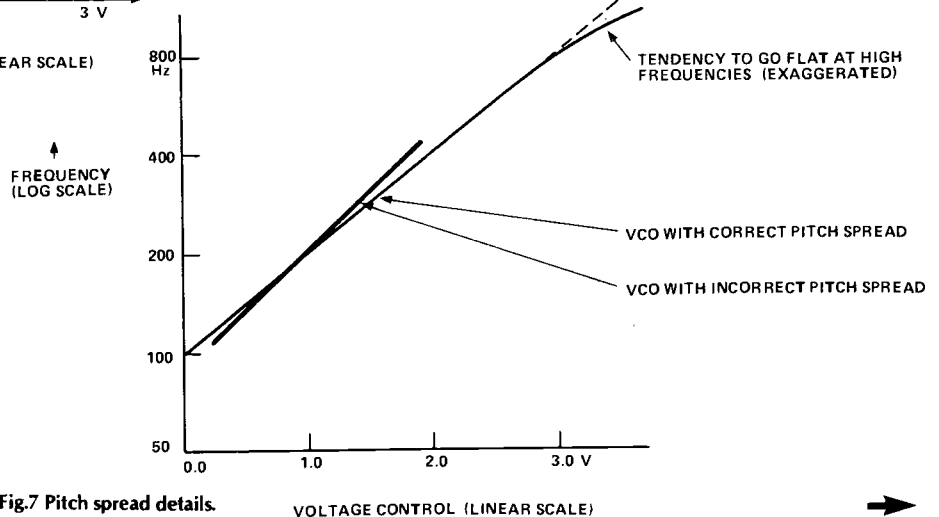


Fig.7 Pitch spread details.

The best method is to tune the VCOs relative to a fixed tone. I use a crystal oscillator divided down to 400 Hz. You can mix this with the VCO output so that you can hear the beats, or even better you can display the two frequencies on a dual beam oscilloscope.

Oscilloscope Method

Display the 400 Hz fixed reference squarewave on one beam and sync from it. Display the VCO to be aligned on the other beam. Press the bottom note on the keyboard and set the VCO to 100 Hz. The VCO output will remain almost stationary relative to the reference squarewave. It will drift slowly to the left or to the right, which should be corrected by fine tuning the VCO. Play a note one octave up and adjust the PR9 preset so that the VCO output is stationary (ie 200 Hz) relative to the reference signal. Now go back to the bottom note. The pitch of this will have been changed by PR9, and so retune the VCO (to 100 Hz) with the fine tuning pot. Repeat the process again and again until the VCO interval converges to one octave. When altering PR9 it is best to overcorrect as you will then converge more rapidly. Now the tuning can be more finely set up by repeating the process for higher octaves. When finally set up the VCO output will be almost static relative to the reference tone on all five octave notes. Best results are obtained by tuning the VCO to be static relative to the reference tone at the top end of the keyboard. In fact when tuning up a synthesiser, musicians always tune up the VCOs for unison at the top of the keyboard. Then any pitch spread errors will cause minimum beat frequencies. Tuning the VCOs at the bottom of the keyboard generates maximum beats.

Repeat the entire tuning process for VCO2 using PR8 to adjust the pitch spread. Then tune the other voices. If all the VCOs track relative to a fixed reference then they will track with each other. Select one-voice mode, using both VCOs. Turn on all four voices and press the top note on the keyboard. Tune all the VCOs to 1600 Hz so that they are slowly beating together (a total of eight VCOs). Now play the lower notes down the keyboard. If the VCOs track then they will continue to slowly beat. The pitch spread tuning should be such that over the keyboard's range the beat rate does not exceed 1 to 2 Hz. If the VCOs track properly the synthesiser can now be switched to four voice polyphonic operation.

Octave Transpose Switch

Set the octave transpose switch to 0. Tune a VCO to 200 Hz so that it slowly beats with the reference 400 Hz. Turn the octave transpose switch to +1 and adjust the preset (PR3 on board PS5) for an exact one-octave increase. Now set the switch to -1 and adjust the other preset (PR2 on board PS5) for an exact one-octave decrease. Set the number of voices to one, the octave transpose to 0 and turn on and tune all eight VCOs to be in unison. Now try the effect of the transpose switch and pot. All the VCOs should be transposed without a significant or objectionable increase in the beat rate. If the beat rate does become objectionable it will be because of an inaccurate transposition in one or more of the VCOs. This is due to the mismatch of resistor pairs R117/R113 or R112/R76 on the voice board, which should be matched to 0.01% for optimum results.

MAIL ORDER ONLY DELTA TECH & CO. 62 NAYLOR ROAD, LONDON, N20 0HN Tel: 01-445 8224 <i>Prices include VAT. Add 35p P&P</i> Access cards accepted, minimum £3 order.		10A/600Vm 80p 30A/600Vml100p DIAC ST2 22p VOLTAGE REGULATORS 7805 70p 7812/15 70p 7818/24 70p 7905 80p 7912/15 80p 7918/24 80p OFTO/ELECTRONIC 2N5777 55p OCP71 85p ORP12 80p DL704 110p DL707 110p 0.125" & 0.2" LEOs: Red 13p Green 16p Yellow 16p Rect. Green 25p 0.125" Clip 3p 0.2" Clip 3p DIL SOCKETS 8 pin 48p 14 pin 49p 16 pin 49p 18 pin 10p 22 pin 20p 24 pin 21p 28 pin 25p 40 pin 35p CMOS AE 4000 18p 4001B 20p 4002 18p 4006B 75p 4007 42p 4008 85p 4009 42p 4010 48p 4011B 20p 4012 25p 4013B 45p 4014 45p 4014/5B 80p 4016 44p 4017 70p 4018 85p 4019 50p 4020B 100p 4021/2 95p		4023 22p 4024B 55p 4025 20p 4027 50p 4028 70p 4029 90p 4030 55p 4035 110p 4041 85p 4042 80p 4043/4 89p 4047 105p 4048 60p 4049 50p 4050B 50p 4066 60p 4068/9 22p 4070B/1 22p 4072/3 22p 4081/2 26p 4086 80p 4510 100p 4511B 100p 4516/8 105p 4520/8 105p TTL 7400/1 16p 7402/3 16p 7404/5 16p 7418 16p 7419 15p 7406 25p 7407 25p 7408 22p 7409 13p 7410 13p 7411/2 17p 7413 21p 7414 45p 7416 20p 7417 25p 7420 14p 7421 30p 7422 20p 7428 28p 7430 16p 7432 25p 7433 35p 7437 14p 7438 18p 7440 13p 7441 52p 7442 32p 7443 35p 7444 100p 7445 64p 7446 65p 7447A 50p 7448 52p 7450 10p 7451/3 13p 7454 10p 7460 13p 7470 20p 7472 19p 7473 25p 7474 25p 7475 25p 7476 32p 7480 32p 7485 140p 7486 18p 7487 25p 7490 30p 7491 30p 7492/3 30p 7494 50p 7495 40p 7496 37p 7497 200p 74100 40p 74105 42p 74107 34p 74109 34p 74110 40p 74118 84p 74121 25p 74122 30p 74123 50p 74125/6 42p 74132 65p 74141/5 46p 74151 85p 74153 43p 74154 66p 74155 48p 74156 42p 74157 38p 74160 57p 74161 55p 74162/3 80p 74164/5 56p 74166 95p 74173 110p 74174/5 70p 74176/7 70p 74180 35p 74181 80p 74182 45p 74190 50p 74191 90p		TRANSISTORS AC126/7 22p AC12B 20p AC153 25p AC176 22p AC187/B 22p AC187K 30p AD149 30p AD161/2 40p AF114 30p AF124 35p AF125/6 35p AF127 35p BC107/8 10p BC109 10p BC140 20p BC142/3 60p BC147/B 10p BC149 10p BC157/8 12p BC159 12p BC169C 13p BC171 8p BC173 8p BC177/8 8p BC179 16p BC182B 10p BC182L 10p BC183B 10p BC184 10p BC186 25p BC187 15p BC207/9 13p BC212 10p BC212L 10p BC213L 10p BC214 10p BC214L 10p BC238 18p BC261B 23p BC301/3 32p BC328 17p BC461 40p BC477 35p BC478 20p BC479 23p BC547/8 12p BC549 12p BC557/B 14p BC559 14p BCY70 18p BCY71/2 18p BD115 58p BD121/3 75p BD124 81p BD131/2 80p BD135 10p BD140 40p BF179 19p BF180 34p BF183 34p BF184/5 25p BF194/5 12p BF196/7 12p BF198 10p BF200 25p BF2248 12p BF2448 22p BF258 26p BF259 26p BFR39 40p BFR40 20p BFR79 20p BFR80 20p BFX29 25p BFX84 25p BFX85/6 20p BFX87/8 25p BFY50/1 25p BFY52 22p BRY39 50p BSX19 12p BSX20 22p BU205 150p BU208 150p MJ2955 110p MJE340 52p MJE3055 80p MPE102 45p MPE104/5 40p MPE106 45p MPSA56 25p OC2B/35 82p TIP29 40p TIP29B 42p TIP30 42p TIP30B 42p TIP31A 40p TIP32 40p TIP33 65p TIP33C 70p TIP34A 75p TIP35B 200p TIP36A 200p TIP36B 210p TIP41A 60p TIP42A 60p TIP2955 70p TIP3055 70p ZTX107/B 12p ZTX109 12p ZTX300/1 14p ZTX302/3 18p ZTX304 23p ZTX500/1 15p ZTX502 20p ZTX504 24p 2N696/7 20p 2N698 20p 2N706 14p 2N914 20p 2N918 35p 2N1302/3 35p 2N1304 35p 2N1306 30p 2N1308 35p 2N1613 25p 2N1711 13p 2N1893 25p 2N2217 18p 2N2219 23p 2N2222A 23p 2N2369 17p 2N2484 25p 2N2646 46p 2N2904/5 21p 2N2906/7 21p 2N2926G 10p 2N3053 20p 2N3054 40p 2N3055 45p 2N3442 140p 2N3702 10p 2N3711 11p 2N3772 70p 2N3773 250p 2N3819 21p 2N3820 20p 2N3823 70p 2N3866 85p 2N3903/4 15p 2N3906 15p 2N4037 45p 2N5457/8 40p 2N5459 40p 2N6027 30p 3N128 50p	
SWITCHES SLIDE 1A/25V DPDT 12p TOGGLE 3A/250V DPDT 35p CERAMIC CAP (50V) 33 pF to 4700 pF 4p POLYSTYRENE CAP (50V) 10 pF to 1000 pF 5p POLYESTER CAP (100V) 1 nF to 68 nF 6p; 100 nF 150 nF 8p; 220 nF 9p; 330 nF 10p; 470 nF 11p; 680 nF 12p; 1uF 14p; 1.5uF 16p; 2.2uF 20p; 3.3uF 15p; 4.7uF 15p* ELECTROLYTIC CAP (uF/V) 1/25 to 47/25 8p; 68/25 7p; 100/35 150/25 8p; 160/25 5p; 200/12 8p; 250/12 7p; 220/25 10p; 470/25 500/30 12p; 470/40 mini 16p; 640/16 8p; 1000/10 10p; 1000/40 24p; 1500/25 24p; 2200/6.3 12p ZENER DIODES (400mW) 2V7 to 33V 8p VEROBORDS (1.1" copper) 2.5" x 5" 65p 3.75" x 5" 80p RESISTORS (5% E12) 10 Ohms to 10Mohms 2p PRESETS (.15W HORIZONTAL) 100 Ohms to 2 Mohms 7p POTENTIOMETERS (1/4W) Linear & Log Scales 4K7 to 2M2 33p	LM3900N 45p LM3909N 75p MC1496P 80p NE531 120p NE555 28p NE556 45p NE566 140p SN76023N 120p SN76115N 48p TBA418 200p TBA800 75p TBA810S 110p ZN414 80p ZN1034E 220p DIODES OA47 8p OA91 7p OA200 6p OA202 9p 1N916 4p 1N414B 4p 1N4001/2 4p 1N4003 5p 1N4004/5 6p 1N4006/7 8p 1N5400 13p 1N5401 14p 1N5402 15p 1N5404 16p BRIDGE RECTIFIERS W02M 20p W06M 28p 1A/50V 22p 1A/200V 23p 1A/600V 33p 1.5A/75V 24p 2A/100V 36p 3A/100V 60p 3A/600V 75p THYRISTORS 4A/300V 35p 4A/400V 40p 12A/100V 40p 8A/400V 100p TRIACS 3A/400V 58p 4001 18p 4001B 20p 4002 18p 4006B 75p 4007 42p 4008 85p 4009 42p 4010 48p 4011B 20p 4012 25p 4013B 45p 4014 45p 4014/5B 80p 4016 44p 4017 70p 4018 85p 4019 50p 4020B 100p 4021/2 95p	4023 22p 4024B 55p 4025 20p 4027 50p 4028 70p 4029 90p 4030 55p 4035 110p 4041 85p 4042 80p 4043/4 89p 4047 105p 4048 60p 4049 50p 4050B 50p 4066 60p 4068/9 22p 4070B/1 22p 4072/3 22p 4081/2 26p 4086 80p 4510 100p 4511B 100p 4516/8 105p 4520/8 105p TTL 7400/1 16p 7402/3 16p 7404/5 16p 7418 16p 7419 15p 7406 25p 7407 25p 7408 22p 7409 13p 7410 13p 7411/2 17p 7413 21p 7414 45p 7416 20p 7417 25p 7420 14p 7421 30p 7422 20p 7428 28p 7430 16p 7432 25p 7433 35p 7437 14p 7438 18p 7440 13p 7441 52p 7442 32p 7443 35p 7444 100p 7445 64p 7446 65p 7447A 50p 7448 52p 7450 10p 7451/3 13p 7454 10p 7460 13p 7470 20p 7472 19p 7473 25p 7474 25p 7475 25p 7476 32p 7480 32p 7485 140p 7486 18p 7487 25p 7490 30p 7491 30p 7492/3 30p 7494 50p 7495 40p 7496 37p 7497 200p 74100 40p 74105 42p 74107 34p 74109 34p 74110 40p 74118 84p 74121 25p 74122 30p 74123 50p 74125/6 42p 74132 65p 74141/5 46p 74151 85p 74153 43p 74154 66p 74155 48p 74156 42p 74157 38p 74160 57p 74161 55p 74162/3 80p 74164/5 56p 74166 95p 74173 110p 74174/5 70p 74176/7 70p 74180 35p 74181 80p 74182 45p 74190 50p 74191 90p	CA3090AQ 70p SN76115N 22p 680nF poly 7p 100nF 8p 10uF 9p 1uF 30V 4p MANY MORE				

VCO Bias

Set the transpose pot and switch to maximum. Set all the tuning pots to maximum and play the top note on the keyboard. Adjust PR4 (for VCO1) and PR7 (for VCO2) on each voice board for a VCO pitch of 4 kHz. This is the maximum frequency of operation for the machine.

VCF Bias

Select one-voice operation. Tune all the VCO1s to 400 Hz (ramp waveform). Turn on the VCF TRACK switch. Set the AD-SR SWEEP pot to off and the VCF frequency pot to its central position. Turn the resonance control to maximum. Adjust PR2 so that the VCF rings with the eighth harmonic of the ramp (3200 Hz). Repeat this for the other voices. Now try altering the filter frequency. The VCF on each voice should generate the same tone.

HF Track

Set the bottom note of the keyboard to 200 Hz and tune it against the 400 Hz reference note. Now play the top note (3200 Hz). The VCO may have gone slightly flat in which case adjust the HF TRACK preset to restore the high frequency tuning. Repeat this for every VCO. The Curtis data sheet recommends aligning the HF tracking at 10 kHz. This is, however, outside the tuning range of the Polysynth. At 4 kHz (the maximum frequency of the machine) it may not be necessary to use the HF track. The HF presets are PR9 for VCO1 and PR6 for VCO2.

Drift

Both the absolute frequency and the pitch spread drift with time and temperature. There is a turn-on drift caused by the warming up of the VCO chips and the power supply. The -5 V rail will change slightly as it warms up and this causes a frequency and pitch spread change. The same is true for the ± 15 V rails but to a lesser extent. The VCO bank should be finally aligned after the chips have been burnt in for 24 hours and after the unit has been powered up for at least 10 minutes.

Long-term drift is caused by the ageing of the ICs and precision components and the voltage references in the power supplies. This will probably necessitate slight recalibration of the unit every six to twelve months.

Portamento

The portamento circuits are designed to generate virtually zero voltage change between input and output at all portamento speeds. If eight voices are set up to play in unison they will track over the keyboard range when the portamento is set to fast or slow. On the slow setting, a full-range keyboard transition will take place about 2 S.

Set the synthesiser up for four voice operation and tune up the voices on the top note. Now with the portamento slow (anticlockwise) play a four-note chord in the bottom octave. The four VCOs will shoot off from the top note and zoom down and land exactly on the chord. Lots of wild sounds can be generated using this polyphonic portamento facility. **ETI**

SUBSCRIPTION PRICE SAVER

Inflation has been working its magic on ETI's bank account, pushing up the cost of an annual subscription a trifle to £11. Christmas and the January sales conspire to deplete one's gold reserves. Ever-conscious of this phenomenon of modern society (we're all skint, too) we're making you an offer you can't refuse.

Until February 28th, the subscription fee will be slashed to a mere £9.95.


To take advantage of this unrepeatable offer, send your cheque or PO (made payable to Modmags Ltd) NOW direct to:

ETI Subscriptions,
Modmags Ltd,
145 Charing Cross Road,
London WC2H 0EE.

Special offer closes on February 28th.



£395
incl.VAT& P&P



micron

'MICRON' may sound small - but we all know that it's much larger than an atom!

The un-beatable features of Microtan 65 and Tanex have been brought together to give you Micron, a ready built and tested computer of outstanding value. Fully supported by comprehensive documentation, Micron represents an ideal starting point in personal computing. We've taken a full O.E.M. licence for Microsoft Basic, which means that you'll have the support of the most popular Basic available, (as used on PET, APPLE, TANDY etc.). If you want to expand Micron there's no problem, just move into the system rack and choose from the range of Microtan modules. Read the information, study what the magazines have to say about us and compare what we have to offer with other systems, then we feel sure that you'll be convinced that we've produced an excellent product.

- FULLY BUILT, TESTED AND CASED.
- 6502 BASED MICROCOMPUTER.
- VDU ALPHA NUMERIC DISPLAY.
- 8K RAM.
- 32 PARALLEL I/O LINES.
- 2 TTL SERIAL I/O LINES.
- 1 SERIAL I/O PORT WITH RS232/20mA LOOP, AND 16 PROGRAMMABLE BAUD RATES.
- 300 / 2400 BAUD FILENAMED CASS. INTERFACE.
- DATA BUS BUFFERING.
- MEMORY MAPPING CONTROL.
- 71 KEY ASCII KEYBOARD, INCLUDING NUMERIC KEYPAD.
- POWER SUPPLY INCLUDED.


SOFTWARE

- 10K EXTENDED MICROSOFT BASIC.
- ALL THE USUAL BASIC COMMANDS.
- INTEGER AND REAL NUMBERS.
- INTEGER AND REAL ARRAYS.
- INTRINSIC FUNCTIONS: ABS, INT, RND, SGN, SIN, SQR, TAB, USR, ATN, COS, EXP, LOG, TAN.
- USER DEFINED FUNCTIONS.
- READ AND DATA STATEMENTS.
- DUMP AND LOAD PROGRAMS.
- PROGRAM EDITING COMMAND.
- STRING FUNCTION FOR TEXT I/O.
- BASIC CAN CALL MACHINE CODE SUB-ROUTINE.
- USER MACHINE CODE INTERRUPT HANDLER INTERFACES WITH BASIC.
- XBUG.
- DATA CASSETTE FILE HANDLING IN BASIC

TANGERINE
COMPUTER SYSTEMS LIMITED

Forehill Works
Forehill Ely Cambs England Tel: (0353)3633

microtan 65



The Microtan system is rapidly becoming accepted as the ultimate approach to personal computing. Start with Microtan 65, a 6502 based single board computer, and expand to a powerful system in simple and in-expensive stages. The Microtan system is a concept and not an afterthought, this means expansion is easy and very efficient! Unlike many other systems, you'll find it difficult to outgrow Microtan, and you won't be wasting your money on a product that will only last you a few months! When you are ready to expand, Tanex is waiting. The features offered by Tanex are tremendous, and you can start into them for just £49.45! Cassette interface, 16 I/O lines, two 16 bit counter timers, data bus buffering, memory mapping and a further 1K of RAM are standard. From thereon expansion is simple, just plug in extra integrated circuits to get yourself 8K of RAM, a further 16 I/O lines and two more counter timers a serial I/O line with RS232/20mA loop and full modem control, XBUG - a firmware package containing cassette file handling routines, plus a line-by-line assembler (translator) and dis-assembler, **PLUS 10K EXTENDED MICROSOFT BASIC**, a suped-up version of the Basic as used by major manufacturers such as Apple, Tandy and Nascom, **NO OTHER LOW COST MICROCOMPUTER OFFERS YOU THIS SUPERB PACKAGE.** O.K. so you want more memory, try Tanram for size! Upto 40K bytes on one board starting for as little as £50.60. RAM freaks will be pleased to hear that our system mother board offers page memory logic which will support 277K Bytes, satisfied? To house these beautiful modules you can choose between our mini-rack (as used on Micron), which accepts Microtan and Tanex, or our system rack pictured above. The system rack will support 12 modules. What are these extra modules? Well for starters there's a couple of I/O modules, parallel and serial offering upto 128 I/O lines organised as 16 8 bit ports and 8 serial I/O ports respectively. Shortly we'll be introducing high definition (256x256) colour graphics, A to D and D to A modules, IEEE 488 Bus interface, a PROM programmer, disc controller and TANDOS - a 6502 CPM system. So there's plenty to keep you busy. Send for more details, and find out how you can get started for just £79.35!

ALL PRICES QUOTED INCLUDE V.A.T.

AIM 65, KIM 1, SIM 1 USERS- READ ON!

We have produced a T.V. interface module which simply connects to the expansion socket of your computer and produces a display of 16 rows by 40 characters! Of even more interest will be our Buffer module, which allows you to expand into our system rack, giving you access to the full range of Microtan modules.


Please underline the information required.

AIM T.V. INTERFACE. MICROTAN SYSTEM.

NAME: _____

ADDRESS: _____

PLEASE ENCLOSE 12p STAMP. THANK YOU. _____



ASTROLOGUE

Ian Graham reports on the next flight to Jupiter in 1984, the latest news of Ariane and developments in the Soviet Soyuz programme.

In March 1984 the space shuttle cargo bay doors will open and a spacecraft will emerge on its way to Jupiter. Three and a half years later the Galileo probe will begin its descent to the Jovian surface. The spacecraft is to be built by the Hughes Aircraft Company. It will be based on the design used during the Pioneer Venus planetary multiprobe programme in 1978. It will comprise two components — the probe itself and the probe carrier. 10 days before Jupiter encounter the two components separate. The probe is sent on its way to the planet. As it descends through the atmosphere it will transmit data to the carrier which will relay the data back to Earth across 560 million miles.

NASA's Galileo programme is named after the founder of experimental physics and astronomy who discovered four of Jupiter's 13 known moons in the early seventeenth century. The probe's seven experiments are designed to investigate the planet's atmosphere, magnetic field, satellites and radiation belts. The mission also includes a Jupiter orbiter, built by the Jet Propulsion Laboratories (JPL) in California. The orbiter will take close-up photographs of the planet and its satellites.

Originally the orbiter and carrier/probe were to be launched during a single shuttle flight using a common Inertial Upper Stage (IUS). However, shuttle programme delays have meant postponing the launch from 1982 to 1984 and separating the mission into two different launches.

March, April, . . . Blast-Off

Talking of the Space Shuttle — how are preparations for the first flight going? The orbiter has now been attached to the external tank. If all goes well (always a dangerous thing to say where the shuttle is concerned) the system interfaces will be checked out and then the shuttle/external tank assembly will be moved to launch pad 39A where it will undergo a pre-flight engine trial burn before the launch itself. Plans still call for a March 14th launch. Any further delays will undoubtedly push the big day back.

European News

I reported in ETI January that the Ariane rocket crash was due to vibration in the first stage engine. Two high frequency phenomena have been identified. One in the 2300 Hz band has been rectified. The other at 2700 Hz still needs some work. In view of that the third flight test will probably take place in June 1981 and the fourth will follow in the Autumn of the same year. If the programme is not delayed any further, ESA will still be able to meet its commitments to launch scientific and telecommunications satellites in late 1981 and 1982. Despite the extra expenditure involved in rectifying the engine faults, the programme will remain within the overall financial envelope fixed at its outset. A 20% margin was built in for unexpected contingencies.

Spacelab

The American and European payload specialists who will crew Spacelab are undergoing training at the Centre National D'Etudes Spatiales (CNES) at Toulouse and at the CNRS Laboratoire D'Astronomie Spatiale (LAS) at Marseilles in preparation for the first mission.

- O. Garriot, B. Parker : mission specialist selected by NASA.
- M. Lampton, B. Lichtenberg : NASA payload specialists (one of whom will be selected for the first mission).
- Dr. U. Merbold, C. Nicollier, Dr. W. Ockels : ESA payload specialists (one of whom will be selected for the first mission).
- D. Frimont, C. Lewis : responsible for the coordination and training of the ESA and NASA Spacelab crews respectively.

When the 11 French experiments for the first flight have been built and tested, they will be delivered to ESA at the Toulouse Space Centre and sent to NASA for a final check and integration with Spacelab. If all goes to plan, the first Spacelab payload will be launched in June 1983.

Soyuz T3

The successful completion of the latest Soyuz/Salyut mission involved the use of a new spacecraft design, returning the crew to its full complement of three men. The last three-man Soyuz craft flew in 1971. At the end of the record-breaking flight (the crew spent 24 days in space) an air valve failed during re-entry. As crews did not carry spacesuits, the Soyuz 11 crew died during the rapid depressurisation of the spacecraft. The landing continued under automatic control.

There was some Press speculation at the time that the deaths were due to the debilitating effects of long spaceflights, perhaps weakening cosmonauts to the point where they could not withstand the sudden exposure to G forces during re-entry. However, NASA was able to verify the Soviet accident report, to which they insisted on access before the joint Apollo-Soyuz mission. Hardware modifications tested on Cosmos 496 and 573 and implemented on Soyuz 12 included an improved valve system. Crews began to carry spacesuits with a direct oxygen supply. These changes took up so much space that the crew had to be reduced to two men.

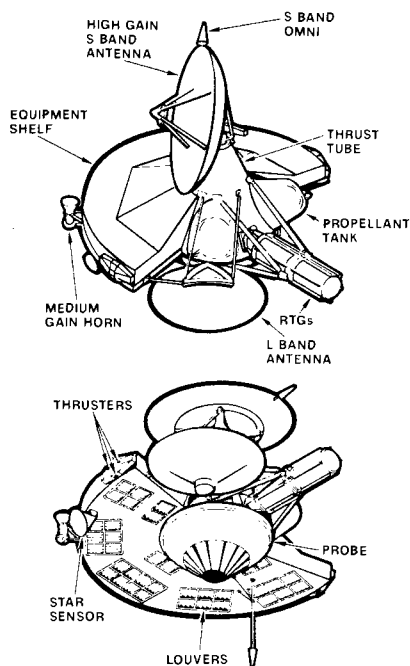


Fig.1 Structural details of the Galileo probe carrier. The conical probe hangs underneath.

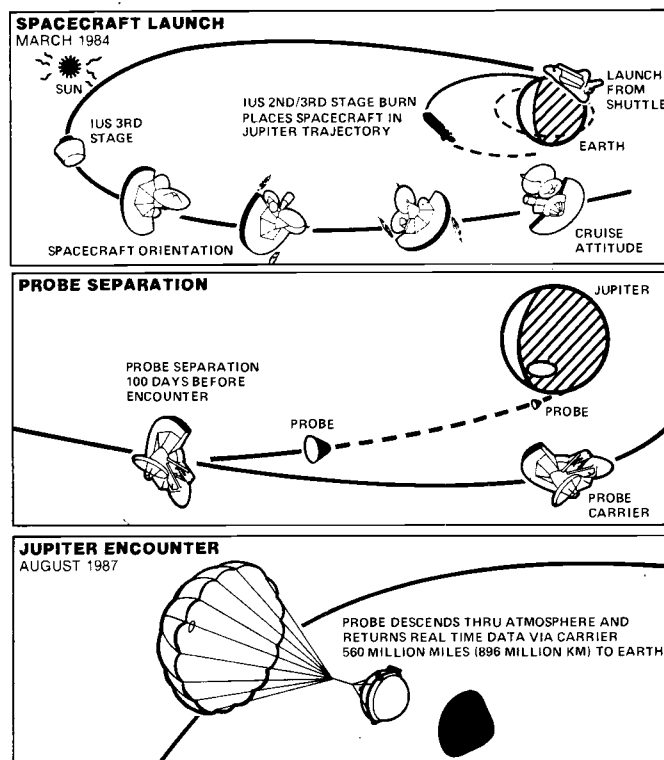



Fig.2 Flight plan of the Galileo Jupiter exploration mission. Unlike the spectacular Voyager and Pioneer fly-bys, the Galileo probe will actually enter the Jovian atmosphere and send data back to Earth via its carrier spacecraft.

The new Soyuz T3 spacecraft is the same size and weight as the older design but it incorporates smaller, lighter components. New features include an on-board computer, new life support system, new orbital manoeuvring system and a new pressure suit. The first three Soyuz T3 crewmen (Kizim, Makarov and Strekalov) carried out several experiments in the Salyut 6 space station between November 28th and December 11th, including making the first hologram in orbit.

SHORTS

Ireland has become the eleventh member of the European Space Agency (ESA). Although Ireland signed the convention which brought ESA into being in December 1975, its application was not ratified until December 1980. Ireland's contribution to ESA comes to 0.54% of the total budget. In addition, Ireland participates in the remote sensing programme and in the Ariane production programme for the promotional series of six launches.

The International Maritime Satellite Organisation (INMARSAT) is to lease two MARECS satellites (MARECS A and B) from ESA in 1982. The deal will be worth about 65 million dollars and represents part of INMARSAT's new world-wide maritime telecommunications service for the international shipping community. MARECS A will be placed over the Atlantic ocean and MARECS B over either the Indian or Pacific ocean. The advantage of the MARECS system is its flexibility, in that MARECS satellites can, during their lifetime, be moved from one ocean area to another. Each satellite has a capacity of approximately 50 channels and will provide direct connections to subscribers on both telephony and telex and will also enable ship-to-shore search and rescue messages to be relayed quickly.



thandar
STOCKIST


B.K. ELECTRONICS

A SOUND CHOICE


thandar
STOCKIST

★ PROMPT DELIVERY ★ PRICES INCLUDE V.A.T. ★ AMPLE STOCKS
A PERSONAL SERVICE FROM A SMALL EXPANDING COMPANY

STEREO CASSETTE TAPE DECK ASSEMBLY. Comprising of a top panel assembly and tape mechanism coupled to a record/play back printed board assembly. Supplied as one complete unit for horizontal installation into cabinet or console of own choice. Brand new, ready built and tested. **Features:** Pause, control, auto stop, 3 digit tape counter, illuminated twin VU meters with individual record, level controls, secondary inputs for twin microphones. **Input Sensitivity:** 6 MV (with level control set at max). **Input Impedance:** 47 kOhms. **Output Level:** To both left and right hand channels 150 MV. **Output Impedance:** < 10k. **Signal to noise ratio:** 45 dB nominal. **Power Supply Requirements:** 12V AC at 300M/A. **Connections:** All connections to the unit are via a wander lead terminated with a nine pin plug (socket provided). **Dimensions:** Top panel — 11 1/2 in x 6 1/2 in. Mechanism fits through a cut out 5 3/4 in x 10 1/2 in. Clearance required under top panel 2 1/4 in. Supplied complete with circuit diagram etc. **Price £30.50** plus £2.50 postage and packing. Suitable mains 12-volt transformer, **£3.00.**



6 piano type keys



GEC AM/FM STEREO TUNER AMPLIFIER CHASSIS. Originally designed for installation into a music centre. Supplied as two separate built and tested units which are easily wired together. **Note:** Circuit diagram and interconnecting wiring diagrams supplied. **Rotary Controls:** Tuning, on/off volume, balance, treble, bass. **Push-button controls:** Mono, Tape, Disc., AFC, FM (VHF), LW, MW, SW. **Power Output:** 7 watts RMS per channel, at better than 2% THD into 8 ohms. 10 watts speech and music. **Frequency Response:** 60Hz-20kHz within ± 3dB.


Tape Sensitivity: Output — typically 150 mV. Input — 300 mV for rated output. **Disc Sensitivity:** 100mV (ceramic cartridge). **Radio:** FM (VHF), 87.5MHz — 108MHz. Long wave 145kHz — 108kHz. Medium wave. 520kHz — 1620kHz. Short wave. 5.8MHz — 16MHz. **Size:** Tuner — 2 3/4 in x 15 in x 7 1/2 in approx. Power amplifier — 2 in x 7 1/2 in x 4 1/2 in approx. 240V AC operation. Supplied complete with fuses, knobs and pushbuttons, and LED stereo beacon indicator. **Price £23.50** plus £2.50 postage and packing.

NEW RANGE QUALITY POWER LOUSPEAKERS (15", 12" and 8"). These loudspeakers are ideal for both hi-fi and disco applications. Both the 12" and 15" units have heavy duty die-cast chassis and aluminium centre domes. All three units have white speaker cones and are fitted with attractive cast aluminium (ground finish) fixing escutcheons. **Specification and Price:—**

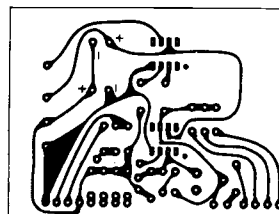
15" 100 watt. Impedance 8ohm. 50 oz. magnet. 2" aluminium voice coil. Resonant Frequency 20Hz. Frequency Response to 2.5KHz. Sensitivity 97dB. **Price £32 each.** £2.00 Packing and Carriage each.

12" 100 watt. Impedance 8 ohm. 50 oz. magnet. 2" aluminium voice coil. Resonant Frequency 25Hz. Frequency Response to 4KHz. Sensitivity 95dB. **Price £23.70 each.** £2.00 Packing and Carriage each.

8" 50 watt. Impedance 8 ohm. 20 oz. magnet. 1" aluminium voice coil. Resonant Frequency 40Hz. Frequency Response to 6KHz. Sensitivity 92dB. **Price £8.90 each.** £1.00 Packing and Carriage each.



JVC TURNTABLE. JVC Turntable supplied complete with an Audio Technica AT10 stereo magnetic cartridge. **★ 'S' shaped tone arm.**
★ Belt driven.
★ Full size 12in platter.
★ Precision calibrated counterbalance weight (0-3 grms.)
★ Anti-skate (bias) device. Nylon thread weight.
★ Damped cueing lever.
★ 240V AC operation. (50Hz).
★ Cut-out template supplied.
Size — 12 3/4 in x 15 3/4 in (approx).
Price £28.50 plus £2.50 postage and packing.

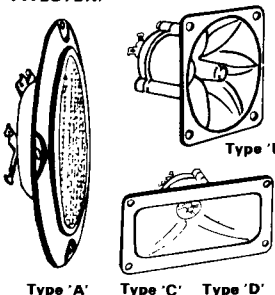


COPPER LAMINATED PRINTED CIRCUIT BOARD (single sided). Paxoline based type. Size 15 1/2" x 12 1/4". Brand new. Still shiny and bright. **£1.25** per sheet. Post free.

PIEZO ELECTRIC TWEETERS — MOTOROLA

Join the Piezo revolution. The low dynamic mass (no voice coil) of a Piezo tweeter produces an improved transient response with a lower distortion level than ordinary dynamic tweeters. As a crossover is not required these units can be added to existing speaker systems of up to 100 watts (more if 2 put in series). **FREE EXPLANATORY LEAFLETS SUPPLIED WITH EACH TWEETER.**


Type 'A' 3in round with removable wire mesh. Ideal for bookshelf hi-fi speakers. **Price (Type 'A') £3.45 each.**
Type 'B' 3 1/2 in super horn. For general purpose speakers disco and PA systems, etc. **Price £4.35 each.**
Type 'C' 2in x 5in wide dispersion horn. For hi-fi systems and quality disco etc. **Price £5.45 each.**
Type 'D' 2in x 6in wide dispersion horn. Frequency response extending down to mid-range (2000 c/s) suitable for hi-fi systems and quality disco. **Price £6.90 each.**
Post and Packing, all types, 15p each (or SAE for Piezo leaflets).



FIRE ALARM CENTRAL CONTROL UNIT (S.T.C.)


Ideal for Fire or Burglar Alarm Systems

- ★ Responds to normally open or closed switches (or smoke detectors etc.)
 - ★ Complete with an internal EXIDE lead acid accumulator (dry charged) as a back-up for mains failure. This is trickle charged
 - ★ 6v-2 amp output for Fire/Burglar alarm, etc.
 - ★ Re-set button for silencing Fire/Burglar alarm.
 - ★ Internal buzzer which sounds if re-set button if pressed until initiating switch is cleared.
 - ★ Wall mounting, complete with red case, approx. 11" x 7 1/2" x 4".
 - ★ 240v AC operation.
- Price £18.50** + £3 postage and packing.



LOUDSPEAKER

High quality full range 8" loudspeaker. 15 watts RMS 8 ohm. Rolled surround with aluminium centre dome. **Price £3.75 each** + 75p Postage and Packing each.



B.K. ELECTRONICS

37 Whitehouse Meadows, Eastwood, Leigh-on-Sea, Essex SS9 5TY

★ SAE for current lists. ★ Official orders welcome. ★ All prices include VAT. ★ Mail order only. ★ All items packed (where applicable) in special energy absorbing PU foam. Callers welcome by prior appointment, please phone 0702-527572.



electronics today international BOOK SERVICE

How to order: Make cheques payable to ETI Book Service. Payment in sterling only please. Orders should be sent to: ETI Book Service, Modmags Sales Office, 145 Charing Cross Road, London WC2. All prices include P&P. Prices may be subject to change without notice.

BEGINNERS

Beginners Guide to Electronics Squires £4.25
Beginners Guide to Transistors Reddihough £4.25
Beginners Guide to Integrated Circuits Sinclair £4.25
Understanding Electronic Circuits Sinclair £5.10
Understanding Electronic Components Sinclair £5.10
Beginners Guide to Radio King £4.25
Beginners Guide to Audio Sinclair £4.25
Understanding Electronics, Warring £4.90

COOKBOOKS

TV Typewriters Cookbook £7.75
CMOS Cookbook £8.20
Active Filters £11.30
IC Timer Cookbook £7.65
IC Op-Amp Cookbook £10.00
Video Cookbook £8.50
ITL Cookbook £7.55
The Basic Cook £4.00
IC Converter Cookbook £9.50
Master IC Cookbook Hallmark £7.45

APPLICATIONS

Fire and Theft Security Systems B. Weis £2.15
How To Build Electronic Kits Chapel £3.25
110 Electronic Alarm Projects R. M. Marston £4.95
110 Semiconductor Projects for the Home Constructor R. M. Marston £4.95
110 Integrated Circuit Projects for the Home Constructor R. M. Marston £4.95
110 Thyristor Projects Using SCRs R. M. Marston £4.95
110 Wave Form Generator Projects R. M. Marston £4.95

COMPUTING & MICROPROCESSORS

What is a Microprocessor? 2 cassette tapes plus a 72-page book £10.00
Beginners Guide to Computers and Microprocessors with Projects C. Adams £6.05
BASIC Computer Games Ahl £6.05
BASIC for Home Computers A self-teaching guide B. Albrecht £6.60
Illustrating BASIC D. Alcock £4.25
Troubleshooting to Microprocessors and Digital Logic Goodman £5.90
Z-80 Microcomputer Handbook W. Barden £7.75
How to Program Microcomputers W. Barden £7.25
Introduction to Microcomputers and Microprocessors A. Barna £9.50
Microprocessors in Instruments and Control R. J. Bibbero £13.10
Basic BASIC J. S. Coan £7.40
Advanced BASIC J. S. Coan £6.40
Getting Acquainted with Microprocessors L. Frenzel £7.25
Beginners Guide to Microprocessors C. M. Gilmore £4.90
1001 Things to do with Your Personal Computer Sawusch £6.00
Beginning BASIC R. E. Gosling £4.75
Microprocessor Programming for Computer Hobbyists N. Graham £7.15
Miniprocessors from Calculators to Computers Heiserman £5.35
Microcomputers, Microprocessors, Hardware, Software and Applications J. L. Hiburn £17.40
BASIC Programming J. G. Kemeny £8.20
Microprocessor Systems Design E. Klingman £17.65
Intro to Microprocessors Leventhal £11.00
Microprocessor — Technology, Architecture & Applications D. R. McGlynn £11.30
Interactive Computing with BASIC Monro £4.35
BASIC with Style P. Nagin £4.50
Software Design for Microcomputers Ogdin £8.85
Microcomputer Design Ogdin £7.45
Microcomputer Base Design Peatman £6.10
Hands on BASIC with a PET Peckham £10.50
Complete Microcomputer Systems Handbook £8.75
6800 Software Gourmet Guide and Cookbook Scelbi £9.20
8080 Software Gourmet Guide and Cookbook £9.20
The 8080A Bugbook: Microcomputer Interfacing & Programming P. H. Rony £8.35
8080/8085 Software Design Titus £7.60
57 Practical Programs & Games in BASIC Tracton £6.65
How to Design, Build and Program Your own Working Computer System £7.10
Your Own Computer Waite £2.25
Microprocessor/Microprogramming Handbook Ward £6.20

LOGIC

Logic Design Projects Using Standard ICs J. Wakerly £7.25
Practical Digital Design Using ICs J. Greenfield £16.00
Designing With TTL Integrated Circuits Texas Instruments £9.60
How To Use IC Circuit Logic Elements J. Streater £4.85
110 COSMOS Digital IC Projects for the Home Constructor R. M. Marston £4.95
Understanding CMOS Integrated Circuits R. Melen £4.60
MOS Digital ICs G. Flynn £5.25

TEST INSTRUMENTS

The Oscilloscope In Use Sinclair £4.00
Working with the Oscilloscope A. Saunders £4.60
Servicing with the Oscilloscope A. King £7.50
Radio Television and Audio Test Instruments King £8.30

OP-AMPS

Applications of Operational Amplifiers Graeme (Burr Brown) £8.45
110 Operational Amplifier Projects for the Home Constructor R. M. Marston £4.95
Designing With Operational Amplifiers Burr Brown £19.65
Operational Amplifiers Design and Applications G. Tobey (Burr Brown) £7.80

COMMUNICATIONS

Communication Systems Intro To Signals & Noise B. Carison £7.65
Digital Signal Processing Theory & Applications L. R. Rabiner £24.40
Electronic Communication Systems G. Kennedy £8.75
Frequency Synthesis, Theory & Design Mannassewitsch £25.00
Principles of Communication Systems H. Taub £8.40

THEORY

Introduction to Digital Filtering Bogner £10.60
Transistor Circuit Design Texas Instruments £10.00
Foundations of Wireless Electronics M. G. Scroggie £6.10
Electronic Circuit Design Handbook 4th Edition £16.75
Master Guide to Electronic Circuits Adams £9.25

REFERENCE

Electronic Engineers Reference Book (Ed. 4) L. W. Turner £38.00
Electronic Components M. A. Colwell £3.40
Electronic Diagrams M. A. Colwell £3.40
International Transistor Selector T. D. Towers New update £10.70
International FET Selector T. D. Towers New update £4.60
International Op-Amp Linear IC Selector Towers £8.00
International Microprocessor Selector (NEW) Towers £16.00
Radio, TV and Audio Technical Reference Amos £37.00

MISCELLANEOUS

Electronic Fault Diagnosis Sinclair £4.00
Integrated Electronics J. Milman £8.20
Practical Solid State DC Supplies T. D. Towers £6.50
Practical Triac/SCR Projects for the Experimenter R. Fox £2.35
Printed Circuit Assembly Hughes & Colwell £3.40

Fallen behind recent advances?
Just starting out?
Need a decent reference book?
ETI Book Service provides an easy way of getting your hands on the right title.



COMPUTER WAREHOUSE

NOW OPEN
MONDAY-SATURDAY
9.30-5.30


RAM AND EPROM NEW LOW VAT INCLUSIVE PRICES

2716 5v Rail	£9.50	4116	200 NS 16KX1 DYN.	8 for £19.95
2716 3 Rail	£8.50	2114L-3	300 NS 1KX4 ST.	8 for £22.50
2708 450 NS	£4.50	2102L-3	650 NS 1KX1 ST.	8 for £ 5-50
2708 Ex Equip	£2.25	TMS4030JL	300 NS 4KX1 DYN	8 for £ 9-95

All devices full spec. and guaranteed. Bulk enquiries welcome.

In stock now test equipment, microprocessors, teletypes, transformers, power supplies, scopes, sig. gen's, motors, peripheral equipment, I.C.'s, tools, components, variacs, keyboards, transistors, microswitches, V.D.U.'s sub-assemblies + thousands of other stock lines. Just a mere fraction of our vast range, is displayed below: 100's of bargains for callers.

TELETYPE ASR33 I/O TERMINALS



£235 + CAR + VAT

Fully fledged industry standard ASR33 data terminal. Many features including: ASCII keyboard and printer for data I/O, auto data detect circuitry, RS232 serial interface, 110 baud, 8 bit paper tape punch and reader for off line data preparation and ridiculously cheap and reliable data storage. Supplied in good condition and in working order. Options: Floor stand £12.50 + VAT
Sound proof enclosure £25.00 + VAT


ICL TERMIPRINTER 300 BAUD TERMINALS



£325 + CAR + VAT

Made under licence from the world famous GE Co. The ICL Termiprinter is a small attractive unit with so many features it is impossible to list them in the space available! Brief spec. as follows: RS232 serial interface, switchable baud rates 110, 150, 300, (30 cps), upper and lower case correspondence type face, standard paper, almost silent running, form feed, electronic tab settings, suited for word processor applications plus many more features. Supplied in good condition and in working order. Limited quantity.

SCOOP PURCHASE 12" VIDEO MONITORS



CONNECT DIRECT TO YOUR MICRO

Made by the "BALL MIRATEL" CORPORATION USA, the CD12 is a self contained, mains powered chassis professional monitor. All controls are built on a single PCB with exception of the brightness control which can be brought out for external use. Many features such as composite video, quoted bandwidth of 19 Mhz, superb linearity and definition make this a must for any MICRO/CCTV application.

Brand new and boxed only + carriage £7.50 + VAT. **£97.50**

Input harness, brightness pot and connector £2.50 + VAT. Dimensions 9" H x 11" D x 11 1/2" W

HURRY WHILE STOCKS LAST

EX STOCK SOFTY

EPROM BLOWER
Software development system invaluable tool for designers, hobbyists, etc. Enables open heart surgery on 2716, 2708 etc. Blows, copies, reads EPROMs or emulates EPROM/ROM/RAM in situ whilst displaying contents on domestic TV receiver. Many other features. £115 + carr. + VAT. Optional 2716, 2716 Function Card £40 + VAT. PSU £20 + £1.50 carr. + VAT.
Write or phone for more details.

STATIC 3K X 8 RAM CARDS

BRAND NEW PCB organised as a 3K x 8 page memory with 24 socketed 2102-L 650ns Rams, 4 Eprom Sockets and 16 TTL Chips for decoding. All IC's guaranteed.

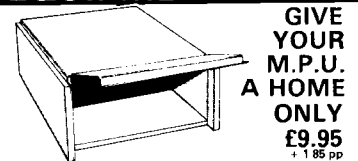
Complete with circuit only

£24.50 + £1.75 P.P.

Dimensions 264 x 195mm.

0.1" connector.

EQUIPMENT CASES



GIVE YOUR M.P.U. A HOME ONLY

£9.95 + 1.85 pp

Superb professional fully enclosed, made for the G.P.O. to the highest standard, offered at a fraction of their original cost they feature aluminium sides, hinged removable front panel, which can be secured by 2 screws to prevent prying fingers. All are finished in two tone G.P.O. grey and although believed brand new may have minor scuff marks/scratches due to bad storage. Dimensions 16" D x 6 1/2" H x 14 1/4" W

NATIONAL MA1012 LED CLOCK MODULE

- ★ 12 HOUR
- ★ ALARM
- ★ 50/60 HZ



The same module as used in most ALARM/CLOCK radios today, the only difference is our price! All electronics are mounted on a PCB measuring only 3" x 1 1/4" and by addition of a few switches and 5/16 volts AC you have a multi function alarm clock at a fraction of cost. Other features include snooze timer, am pm, alarm set, power fail indicator, flashing seconds cursor, modulated alarm output etc. Supplied brand new with full data only Suitable transformer £1.75. **£5.25**

SEMICONDUCTOR 'GRAB BAGS'

Amazing value mixed semiconductors, include transistors, digital, linear I.C.'s, triacs, diodes, bridge recs. etc. etc. All devices guaranteed brand new, full spec. with manufacturers markings, fully guaranteed. 50 + BAG £2.95 100 + BAGS £5.15

MUFFIN FANS

Keep your equipment Cool and Reliable with our tested ex-equipment "Muffin Fans" almost silent running and easily mounted. Available in two voltages. 110 V.A.C. £5.05 + pp 90p DR 240v A.C. £6.15 + pp 90p DIMENSIONS 4 1/2" x 4 1/2" x 1 1/2"

ELECTRONIC COMPONENTS & EQUIPMENT

66% DISCOUNT

Due to our massive bulk purchasing programme which enables us to bring you the best possible bargains, we have thousands of I.C.'s, Transistors, Relays, Cap's., P.C.B.'s, Sub-assemblies, Switches, etc. etc. surplus to our requirements. Because we don't have sufficient stocks of any one item to include in our ads., we are packing all these items into the "BARGAIN PARCEL OF A LIFETIME". Thousands of components at giveaway prices! Guaranteed to be worth at least 3 times what you pay plus we always include something from our ads. for unbeatable value!! Sold by weight

2.5kls £ 4.75 + pp £1.25
10kls £11.75 + pp £2.25
5kls £ 6.75 + pp £1.80
20kls £19.99 + pp £4.75

OP PRESS - STOP PRESS - STOP PRESS - ST

STEP INTO THE 80's EX STOCK

WITH TOMORROW'S WORLD TECHNOLOGY TODAY

The "TANTEL" Post Office approved PRESTEL - VIEWDATA ADAPTOR

At last this amazing piece of micro technology is available at a price you can afford. Just connect to the aerial socket of any colour or black and white domestic TV receiver and to your Post Office installed jack socket and you are into the exciting world of PRESTEL. Via simple push button use you are able to view a staggering 170,000 pages of up to the minute information on many services and utilities, order goods from companies, even play games!! All this and more without ever leaving your armchair!


ONLY £170 + £1.75 carr + VAT Send £197.50p

Note: When ordering please give the address and telephone number where the Tantel adaptor is to be used, we will arrange all details with the Post Office for installation of the jack socket (normally within 7 days).

WE'VE BOUGHT ANOTHER SHIPMENT! SAVE OVER £1300!! DZM 180 CPS HIGH SPEED MATRIX PRINTERS

NOW ONLY £499 + Carr + VAT

This must be one of our greatest bulk deals, this fabulous printer is listed at over £1800 and judging by the construction we are not surprised. Made under license from the LOGABAX Co. the DMZ180 is an exceptionally sturdy high speed 180 cps matrix printer, capable of printing up to 132 characters per line on standard "Fan Fold" sprocket fed paper. A precision 7 x 7 matrix head using ruby bearings, gives a clear concise type font. Many other features include internal buffer for high throughput, standard ink ribbon, software controllable form and tab functions, standard "CENTRONICS" ASCII parallel interface etc. etc.



Optional extras Floor Stand £30.00 + VAT, Paper Stand £18.00 + VAT

DIABLO S30 2.5MB HARD DISK DRIVES

Limited quantity of these ultra high speed access hard disk drives type Diablo 30. They accept interchangeable 200 TP1 disk packs and require only a + and -15v DC supply. Fully DEC RK05 compatible, supplied second hand and in excellent condition.

Only £425 + carr + VAT
Dimensions 7" H x 17 1/2" W x 22 1/2" D

"THE MULTIVOLT PSU"

The PSU to end all your MPU/LAB requirements, made by "Weir" Electronics at over £200.00. The supply features full regulation, current limit, and overvoltage protection on all 7 outputs, just look at the spec.


+5v @ 12 amps, +5v @ 4.5 amps, +5v @ 4 amps, -30v @ 2 amps, +12v @ 2.5 amps, -12v @ 2.5 amps and -9v @ 1 amp.

A superb unit supplied in two grades, complete with data

Brand New, Fully Tested **£59.99**
Used and Untested **£39.99**
Carriage and Insurance **£7.50**

KEYBOARDS

★ LOW PRICE CHASSIS ★




A special bulk purchase enables us to offer the above keyboard at a lowest ever price. 49 coded keys encoded into a direct TTL compatible 7 bit output. Features such as delayed strobe, 5 volt DC single rail operation and rollover protection make this an absolute must for the MPU constructor! Supplied complete with connection diagram and edge connector, at a secondhand "no time to test" price of only **£20 + P.P. £1.85**

SUPER CASED VERSION Same as above spec but housed in attractive two tone moulded, free standing case. Unit also includes an all TTL parallel to serial converter (no details) etc. **£27.50 + P.P. £1.95**

5v D.C. POWER SUPPLIES

Following the recent "SELL OUT" demand for our 5v 3 amp P.S.U. we have managed to secure a large quantity of ex-computer systems P.S.U.'s with the following spec. 240 or 110v A.C. input. Outputs of 5v @ 3-4 amps, 7.2v @ 3 amps and 6.5v @ 1 amp. The 5v and 7.2v outputs are fully regulated and adjustable with variable current limiting on the 5v supply. Unit is self contained on a P.C.B. measuring only 12 x 5 x 3". The 7.2v output is ideal for feeding "on board" regulators or a further 3 amp LM323K regulator to give an effective 5v @ 7 amp supply. Supplied complete with circuit at only **£10.95 + £1.75 pp.** Believed working but untested, unguaranteed.




Dept. E.T.I. 64-66 Melfort Rd., Thornton Heath, Croydon, Surrey. Tel: 01-689 7702 or 01-689 6800

MAIL ORDER INFORMATION
Unless otherwise stated all prices inclusive of V.A.T. Cash with order. Minimum order value £2.00. Prices and Postage quoted for UK only. Where post and packing not indicated please add 50p per order. Bona Fida account orders minimum £10.00. Export and trade enquiries welcome. Orders despatched same day where possible. Access and Barclaycard Visa welcome.


CRYSTAL CALIBRATOR

A simple but useful piece of test gear. Ideal for spot calibrating radio dials, 'scope timebases, etc. Design by Ray Marston. Development by Steve Ramsahadeo.



This simple piece of test gear produces a square wave output with any one of six selected frequencies or periods. The outputs which range from 100 Hz (10 mS) to 1 MHz (1 μ S), are derived from a crystal oscillator via decade divider stages and thus have a high degree of frequency/period precision. The instrument is thus specifically intended to be used as a precision frequency/period standard, for calibrating items such as radio dials, 'scope timebases, etc.

To calibrate a radio dial, loosely couple the output of the instrument to the radio antenna (i.e., dangle a bit of output wire near to the aerial), switch to the 1 MHz range and then tune the radio through its ranges, marking off the dial points at which the 1 MHz signal and its harmonics (up to about 30 MHz) are heard as a heterodyned 'zero beat' audio signal.



Then repeat the procedure at lower standard frequencies (100 kHz, 10 kHz, etc) until the dial is adequately calibrated.

To calibrate a 'scope timebase, simply connect the output of the calibration standard to the Y amplifier of the 'scope and then run through the timebase ranges, checking that the indicated periods agree with those of the calibrator.

Construction

This is a fairly simple project and construction should present few problems. Most components are mounted on a single PCB. Note here that five links are used on top of the PCB and that the crystal and the five ICs must all be mounted in suitable sockets.

When the PCB construction is complete, mount it in a suitable box and make the interconnections to SW1, SW2 SK1 LED1-R9 and B1. The unit is then ready for use.

The basic instrument has a typical accuracy of better than 0.01% with the C2 value shown. If you want better accuracy than this and have access to a precision frequency standard (such as Droitwich, which has an accuracy that is within 2 parts in 10^{11}), replace C2 with a 100pF trimmer and adjust it to give a precise 1 MHz crystal oscillator frequency.

For those of you who have always wanted to know what the inside of a crystal calibrator looks like but were too bashful to ask, here it is. You could go mad with a power drill (or sharpened boy scout) drilling holes for PCB bolts and battery clips. We've found sticky pads to be perfectly adequate. →

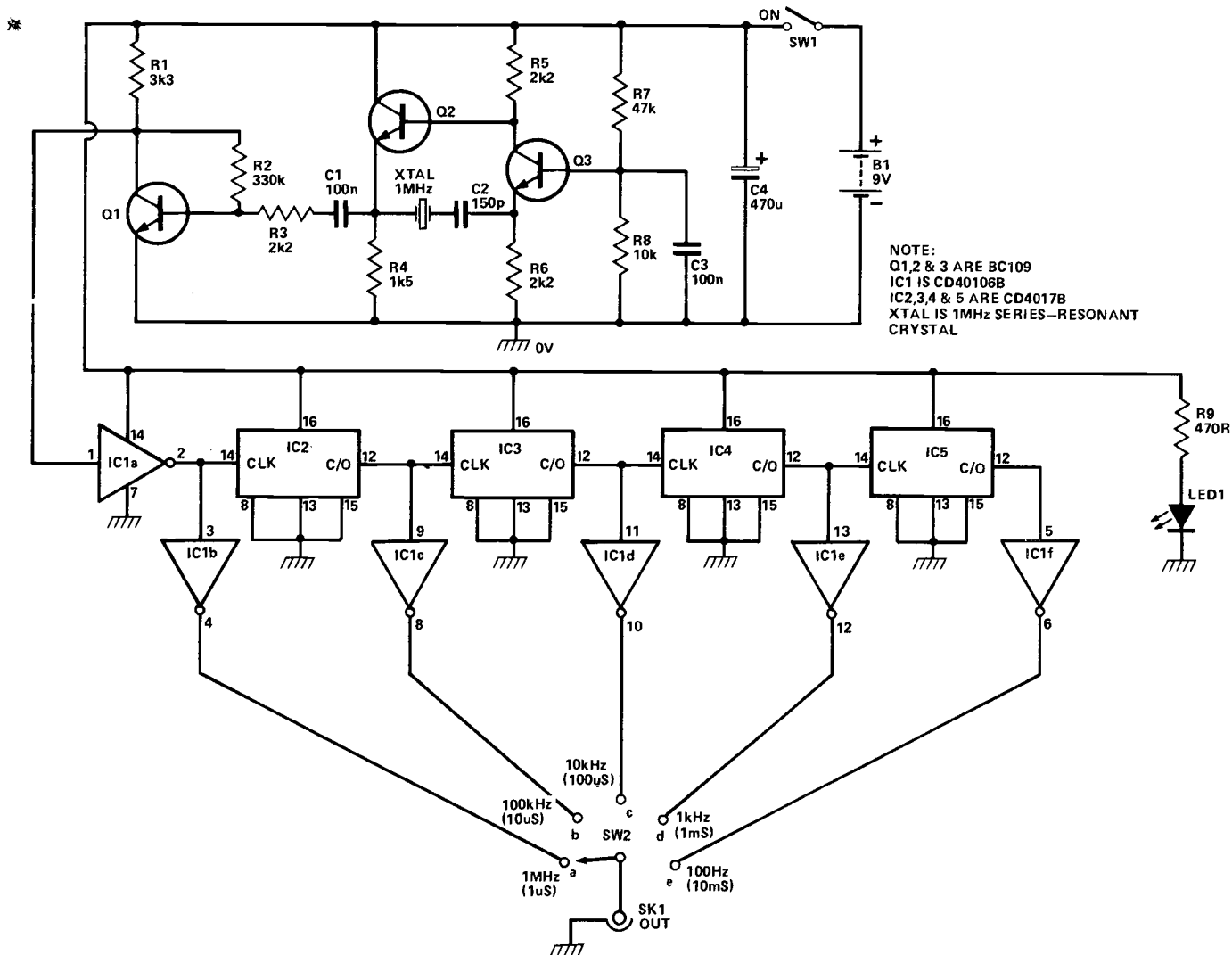


Fig.1 Circuit diagram. R9 is mounted off-board between LED1 and SW1.

HOW IT WORKS

The heart of the instrument is the crystal oscillator designed around Q2-Q3. Q3 is wired as a common base amplifier. Its collector signal is buffered by emitter follower Q2 and then coupled back to Q3 emitter via the series-resonant 1 MHz crystal, thereby causing Q2-Q3 to oscillate at the crystal frequency. The oscillator output signal is then amplified by Q1 and converted to a clean square wave by Schmitt trigger IC1a.

The 1 MHz square wave from IC1a is used to clock a chain of cascaded decade dividers to generate standard frequencies of 100 kHz, 10 kHz and 100 Hz. All of these signals are made available at output socket SK1 via SW2 and are individually buffered by Schmitt inverters (IC1b to IC1f).


The instrument is powered from a single 9 V battery. LED 1 illuminates while SW1 is closed.

BUYLINES

The case for the Crystal Calibrator was selected from West Hyde Developments (order as Box 434).

Mail order companies such as Maplin, Watford and Electrovalue are able to supply the 1 MHz Crystal.

We can confidently predict that you won't have any trouble fitting the specified components into the case used!



PROJECT : Crystal Calibrator

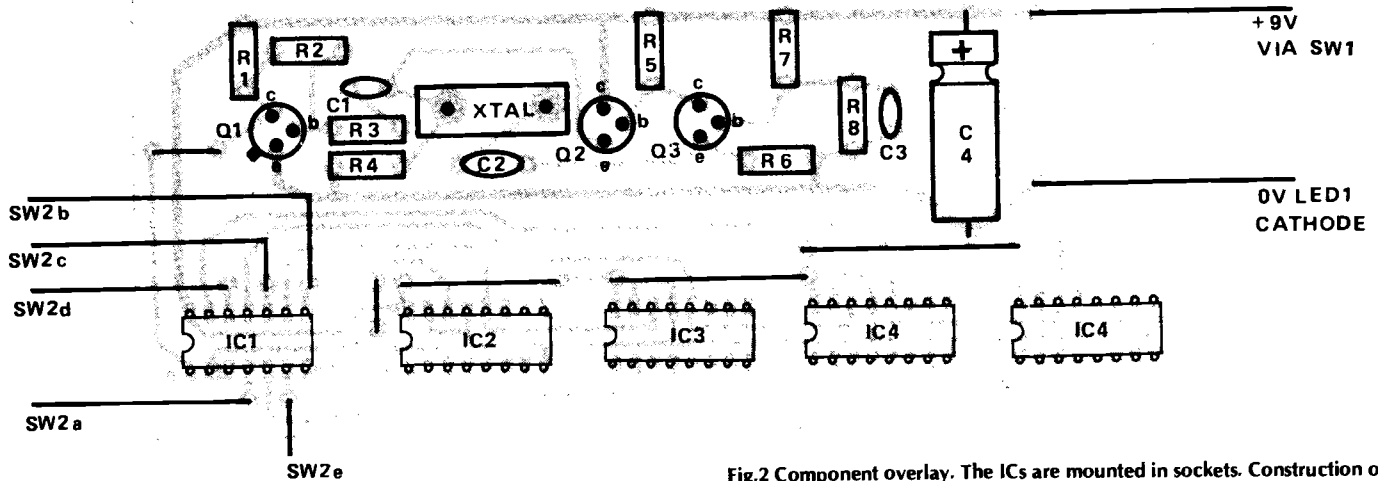


Fig.2 Component overlay. The ICs are mounted in sockets. Construction of the board is fairly straightforward.

PARTS LIST

Resistors all 1/4 W 10%

R1	3k3
R2	330k
R3,5,6,	2k2
R4	1k5
R7	47k
R8	10k

Capacitors

C1,3	100n ceramic
C2	150p polystyrene
C4	470u 25 V electrolytic

Semiconductors

IC1	CD40106B
IC2,3,4,5,	CD4017B
Q1,2,3	BC109
XTAL	1 MHz
LED 1	TIL 220

Miscellaneous

SW1	SPST miniature toggle
SW2	1 pole rotary switch
Case	(see Buylines)
SK1	BNC (50R) Socket
knob to suit	

ETI

Conquer the chip.

Be it a career, hobby or interest, like it or not the Silicon Chip will revolutionise every human activity over the next ten years.

Knowledge of its operation and its use is vital. Knowledge you can attain, through us, in simple, easy to understand stages.

Learn the technology of the future today in your own home.

MASTER ELECTRONICS LEARN THE PRACTICAL WAY BY SEEING AND DOING

- Building an oscilloscope. ● Recognition of components.
- Understanding circuit diagrams. ● Handling all types Solid State 'Chips'.
- Carry out over 40 experiments on basic circuits and on digital electronics.
- Testing and servicing of Radio, T.V., Hi-Fi and all types of modern computerised equipment.


MASTER COMPUTERS

LEARN HOW TO REALLY UNDERSTAND COMPUTERS, HOW THEY WORK - THEIR 'LANGUAGE' AND HOW TO DO PROGRAMS.

- Complete Home Study library. ● Special educational Mini-Computer supplied ready for use. ● Self Test program exercise.
- Services of skilled tutor available.

MASTER THE REST

- Radio Amateurs Licence. ● Logic/Digital techniques.
- Examination courses (City & Guilds etc.) in electronics.
- Semi-conductor technology.
- Kits for Signal Generators - Digital Meters etc.




FREE	Please send your FREE brochure without obligation to	I am interested in -
	Name	PRACTICAL ELECTRONICS
	Address	COMPUTER TECHNOLOGY
		OTHER SUBJECTS
		(please state your interest)
	

BRITISH NATIONAL RADIO & ELECTRONICS SCHOOL
4 CLEVELAND ROAD, JERSEY, CHANNEL ISLANDS. ETI/3/B13

QUALITY DOES NOT HAVE TO COST VERY MUCH!

ALL PRICES INCLUDE VAT

BECKER
Hi-Fi Speakers



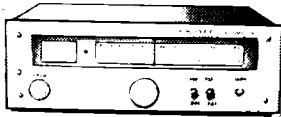
All models multi-speaker systems

With controls, attractive woodgrain finish. RMS ratings for 8 ohm.

12 60 12" 4 speaker system 60 watts 26 1/2" x 14 1/2" x 11" £115.95 pair

15 90 15" 5 speaker system 90 watts 28" x 17 1/2" x 11 1/2" £135.95 pair (UK c/p £5.45 pair)

ON DEMONSTRATION TO CALLERS



SCOTT T516 STEREO FM/AM TUNER

HIGH QUALITY STEREO FM/AM TUNER BY SCOTT OF USA.

Overall size 5" x 14 1/2" x 12". Brand new and fully guaranteed at a special low price. (C/P £1.55)

£38.95

On demonstration for callers.

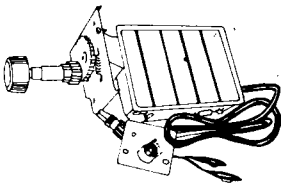


JVC BELT DRIVE TURNTABLE

JVC TURNTABLE WITH FREE AUDIO TECHNICA AT100 STEREO CARTRIDGE.

- * S shaped tone arm
- * Belt drive
- * 12" Platter * Calibrated counter-balance weight
- * Anti-static device
- Size 12 1/2" x 15 1/4" (C/P £1.55)

£29.95



TV SOUND FROM YOUR HI-FI

High quality TV sound converter plugs into aerial socket of your FM tuner. 9 volt battery operated (battery not supplied). Nothing to look at... but just listen! (UK Post etc. 50p)

On demonstration for callers. (As reviewed in 'Popular Hi-Fi July 1979) **£8.50**

1000's SOLD



SEAS SPEAKER KITS

8 ohm



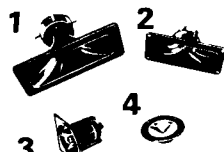
Professional sound hi-fi speaker kits with high sensitivity (89-92dB). Extended frequency response (223-50-20kHz, 253-35-25kHz). Designed and made in Scandinavia to the highest quality. All supplied with complete cabinet plans, tweeters/crossovers/leads etc. * On Demonstration to callers.

- * HI-FI 223. 30/45 watt 3 speaker 8" system £43.50 pair
- * HI-FI 253. 60/100 watt 3 speaker 8" system £34.50 each
- * HI-FI 403. 60/100 watt 3 speaker 10" system £44.50 each
- * HI-FI 603. 80/150 watt 3 speaker 12" system £64.50 each

(UK C/P £2.50)

COMPLETE RANGE OF SEAS CHASSIS SPEAKERS-ETC ALWAYS IN STOCK ALSO STOCKISTS FOR AUDAX, GOODMANS, KEF, PEERLESS ETC.

PIEZO TWEETERS



Clean sound, very low distortion tweeters. No crossover required. Suitable up to 100 watts - more in series.

- 1 Mid-range horn for disco/pa/groups £6.95
- 2 Tweeter horn for hi-fi/disco/pa £5.50
- 3 Popular hi-fi and disco £4.40
- 4 Flat type hi-fi £3.50

On demonstration to callers.

C/P 50p (up to 4 items)

STEREO ACCESSORIES

- * 1987 Hi-Fi Frequency Equaliser £49.95
- * APW 200 Peak programme meter (twin scale) £39.95
- * MS3219 Twin Scale audio output meter £12.95
- * MC350 Tape echo chamber £58.95

FREE CATALOGUE

Large range of speakers/stereophones/microphones/mixers/PA equipment etc - and much more! Plus huge range of test equipment. ALL PRICES INCLUDE VAT SEND LARGE 17p SAE

ALL PRICES CORRECT AT 1.12.80 £80E

AUDIO ELECTRONICS

Cubegate Limited

301 EDGWARE ROAD, LONDON, W2 1BN, ENGLAND.

TELEPHONE 01-724 3564 OPEN 9-6 Mon-Sat

ORDER BY POST OR TELEPHONE WITH BARCLAYCARD/ACCESS OR CALL IN AND SEE FOR YOURSELF



MIGHTY NINETY PACKS

SUPER VALUE PACKS ALL AT 90p EACH
POSTAGE 15p PER PACK UP TO FOUR PACKS
FIVE OR MORE POST FREE
BUY SIX PACKS AND GET A SEVENTH PACK FREE!

- MN1. 300 1/4-watt Resistors pre-formed for P&C Mtg.
- MN2. 200 1/4 & 1/2-watt Resistors.
- MN3. 100 1 & 2-watt Resistors.
- MN4. 50 Wirewound Resistors.
- MN5. 100 metal oxide Resistors. 1%, 2% and 5%.
- MN6. 12 asstd. potentiometers.
- MN7. 25 asstd. skeleton pre-set Resistors.
- MN8. 50 asstd. Electrolytic Capacitors.
- MN9. 100 asstd. Ceramic Capacitors. Pte. disc. tub and monolithic etc.
- MN10. 100 mixed capacitors. Polyester. Polystyrene. Metallised. Radial and Axial types.
- MN11. 20 asstd. Silver Mica Capacitors.
- MN12. 8 Tantulum Bead Capacitors (useful values).
- MN13. 20 asstd. Transistors. BC, 2N Series + Power etc.
- MN14. 40 IN4148 Diodes.
- MN15. 5 Light Sensitive Devices.
- MN16. 20 min. wire-ended Neons.
- MN17. 2 12-volt Relays. Ex nearly new equip.
- MN18. 3 Encapsulated Reed Relays. 9-12v. coil, d.-pole and 1-pole.
- MN19. 2 24-volt Relays. Ex nearly new equip.
- MN20. 1 240-110 to 12-volt. 100ma Transformer.
- MN21. 1 240-110 to 24-volt 100ma Transformer.
- MN22. 8 .2" Led s with clips. 4 red. 2 yellow, 2 green.

- MN23. 116 asstd. screws, nuts, washers, self-tappers etc.
- MN24. 100 asstd. small springs.
- MN25. 50 asstd. pop rivets.
- MN26. 50 asstd. insulated crimps.
- MN27. 200 items. grommets, spacers, cable markers, plastic screws, sleeving, tie wraps etc.
- MN28. 20 asstd. fuses. 1 1/4" 20mm etc.
- MN29. 75mts equipment, wire, asstd. colours and sizes.
- MN30. 3 x 2m length. 3 core, mains cable.
- MN31. 12 asstd. trimmer capacitors, compression film. Air-spaced etc.
- MN32. 15 30pF Beehive trimmers.
- MN33. 20 coil formers. ceramic, plastic, nee relay etc.
- MN34. 25 min. glass reed switch.
- MN35. 10 asstd. switches. toggle, slide, micro etc.
- MN36. 10 ex equipment panel lamps (no rubbish)
- MN37. 10 asstd. audio connectors. Din phone etc.
- MN38. 1 PCB with triac control IC data inc.
- MN39. 1 oscillator PCB loads of components. (no data).
- MN40. 50 Polystyrene capacitors.
- MN41. 10 asstd. T.T.L. 1/Cs.
- MN42. 10 BC107 Transistors.
- MN43. 10 BC108 Transistors.
- MN44. 10 Screwfix S.P.C.O. min. slide switches.

CHORDGATE LTD.

75 FARINGDON ROAD, SWINDON, WILTS
TEL: SWINDON (0793) 33877

RETAIL SHOP AT ABOVE ADDRESS

PLEASE QUOTE NO. OF PACKS WHEN ORDERING

7 SEGMENT DISPLAYS HEWLETT-PACKARD High Efficiency "ultra bright" bolt loc. rad. Common anode type 5082-7850 (similar to DL707). Common Cathode version 5082-7853 (similar to DL704). OUR PRICE BRAND NEW £1. Set of six of either type. £5 incl. VAT.

HALF PRICE OFFER

FAIRCHILD PHOTO D.25" Mini rad 7 segment display. Common anode. 50p 5 for £2.50

LP1171 & LP1179 MODULES MULLARD

LP1171 and LP1179 tuning heart and IF modules which form the basis of a quality AM/FM tuner. Full medium long-wave and VHF coverage. May be used as the basis of a quality portable or tuner. Supply DV at 15mA output 70mV at 20K. Pair £5.25. SUPPLIED COMPLETE WITH DATA

LP1157 Medium & Long Wave Tuner, modula-heart £2.50 LP1166 Vhf/cap. £5.00

- * WITH pre-amplifier and M. & Long Wave assembly.
- * Supplied as two built and tested units.
- * R.F. and I.F. stereo preamplifier and radio 4 x 2 x 1".
- * 5 + 5 watt stereo amplifier 12/14 volt 4 x 2 x 1".
- * Complete with circuit, data and connection diagrams.
- * Limited quantity available, ex-stock.

EX-MOTOROLA Only £5. Post 50p

PRO M25 Professional capacitor boom-arm microphone by Eagle. A graceful 80 cm boom-arm capacitor studio microphone using a cardioid capsule. A high standard of finish for hi-fidelity use and yet robust enough to withstand long periods between maintenance. Supplied complete with 1 rad and 1 black windshield and 5 metres of twin screened cable terminating at the microphone end in an XLR connector. Impedance: 600 ohms (floating). Response: 20-18,000 Hz. Sensitivity: ~ 70 dBV. Cable: 5 metres two conductor shielded. Connector: XLR 3-11C. Battery type: HP7.

LIST PRICE £37.40
OUR PRICE **£19.95**
inc. VAT
POST £1.50

DRYFIT RE-CHARGEABLE BATTERY. 6 volt 4.5 amp/h. Size 8 1/2" x 3 1/2" x 1 1/2" at half price. Brand new £7.50, post 50p. MIN. EDGE INDICATORS WITH LAMP. 0-100 MICRO AMP INDICATOR METERS. 200 Micro. 1 1/2" x 1 1/2" x 1/4". 6 for £5. TRANS. AMPLIFIERS. Contains two Foster type moving coil, mikes/speakers. V/C and switches as used on aircraft for passenger listening. £1.50 P.P. 25p. 10 for £12.50. SANGAMO HOUR METER. 9999 non reset. £4.50. 1 1/2" sq. 2" deep.

MAINS TRANSFORMERS all 200/250V input.

Type	Current	Size	Price
12V	100mA	1 1/2 x 1 1/2 x 1 1/2	£0.95
12V	500mA	1 1/2 x 1 1/2 x 1 1/2	£1.35
0-0-6	300mA	2 x 2 x 2	£1.50
12V	2 amp	3 1/2 x 2 1/2	£2.95
0-20V	1 amp		£2.50
14-0-14V	1.5 amp		£2.50
12V	1 amp		£2.50

Size 6x6x5cm. Postage 50p each

MULLARD TRABO. IC radio amplifier. £1.

RCA CAS900. FM IF £1.50.
RCA CAS900AD. FM decoder £2.50.
BU208 TEXAS. £1.50 ea. 10 for £12.
BU208 103 Texas TV power transistors. 10 for £15. 100 for £120.
MULLARD AD181-AD182. Matched pair 80p. 10 pairs £6. 100 pairs £58.
Carries of 600 pairs £250 EX-STOCK.
5 or 12 volts TRAB25 ATES voltage regulators 50p ea. 100m/amps (1000) 10 for £4.50.
CAS900 RCA POSITIVE VARIABLE 5 volt 100m amp variable. 10/24V 50p ea.
TEXAS 10 WATT. IC. Amp SNT8018 5-pin package £1.25. 10 for £18.
TAA6618 (14 pin DL) IC TV sound amplifier-detector by ATES no p. circuit, other parts. Complete with data. 80p. 10 for £5. 100 for 40p ea.

10 TURN. 10K. 47K-100K. 10 for £17.50

STEREO CASSETTE TAPE 1/4". High quality replacement for most machines record/ replay with mounting bracket

- GX12 E87 Erasa 675 ohms 2mA £0.80
- GX20 E82 Erasa 90 ohms 50mA £0.85
- Miniflux Tape Heads 1/4" Track RMD Erasa £2.25
- KMS-1 with Mo-metal screen £2.50
- WNS-1 with Mo-metal screen £2.50
- LFO Erasa head 85p
- R/RP/2 Record/Play 1/4" track head £0.95
- HR-1P Single Track Record/Play head. 0.2H at 1000 Hz. 60 khz impedance at 50 Hz/s. Bias current 2000A £0.95
- GX11 E308 Erasa 675 ohms 2mA £0.80



Henry's

404 Edgware Road, London, W2, England
01-723 1008/9

ADD VAT TO ALL PRICES



ETI MARCH 1981

The Proto-Board®

Now circuit designing is as easy as pushing a lead into a hole . . .
 No soldering
 No de-soldering
 No heat-spoilt components
 No manual labour
 No wasted time



For quick signal tracing and circuit modification
 For quick circuit analysis and diagramming
 With or without built-in regulated power supplies
 Use with virtually all parts — most plug in directly, in seconds.
 Ideal for design, prototype and hobby

NO	MODEL NO	NO OF SOLDERLESS TIE POINTS	IC CAPACITY (14 pin DIP S)	UNIT PRICE	PRICE INC P&P 15% VAT	OTHER FEATURES
1	PB 6	630	6	9.20	11.73	Kit
2	PB 100	760	10	11.80	14.72	Kit
3	PB 101	940	10	17.20	21.21	
4	PB 102	1240	12	22.95	27.83	
5	PB 103	2250	24	34.45	41.34	
6	PB 104	3060	32	45.95	54.56	
7	PB 203	2250	24	55.15	65.14	5V @ 1A
8	PB 203A	2250	24	74.70	87.63	5V ± 15V
9	PB 203AK	2250	24	59.00	69.57	& Kit

Tomorrow's tools for today's problems

CONTINENTAL SPECIALTIES CORPORATION



C.S.C. (UK) Limited, Dept. 14U
 Unit 1, Shire Hill Industrial Estate,
 Saffron Walden, Essex. CB11 3AQ.
 Telephone: Saffron Walden (0799) 21682
 Telex: 817477

ETI MARCH 1981

C.S.C. (UK) Limited, Dept. 14U, Unit 1, Shire Hill Industrial Estate, Saffron Walden, Essex CB11 3AQ.

1 Qty Req 2 Qty Req 3 Qty Req 4 Qty Req 5 Qty Req 6 Qty Req 7 Qty Req 8 Qty Req 9 Qty Req

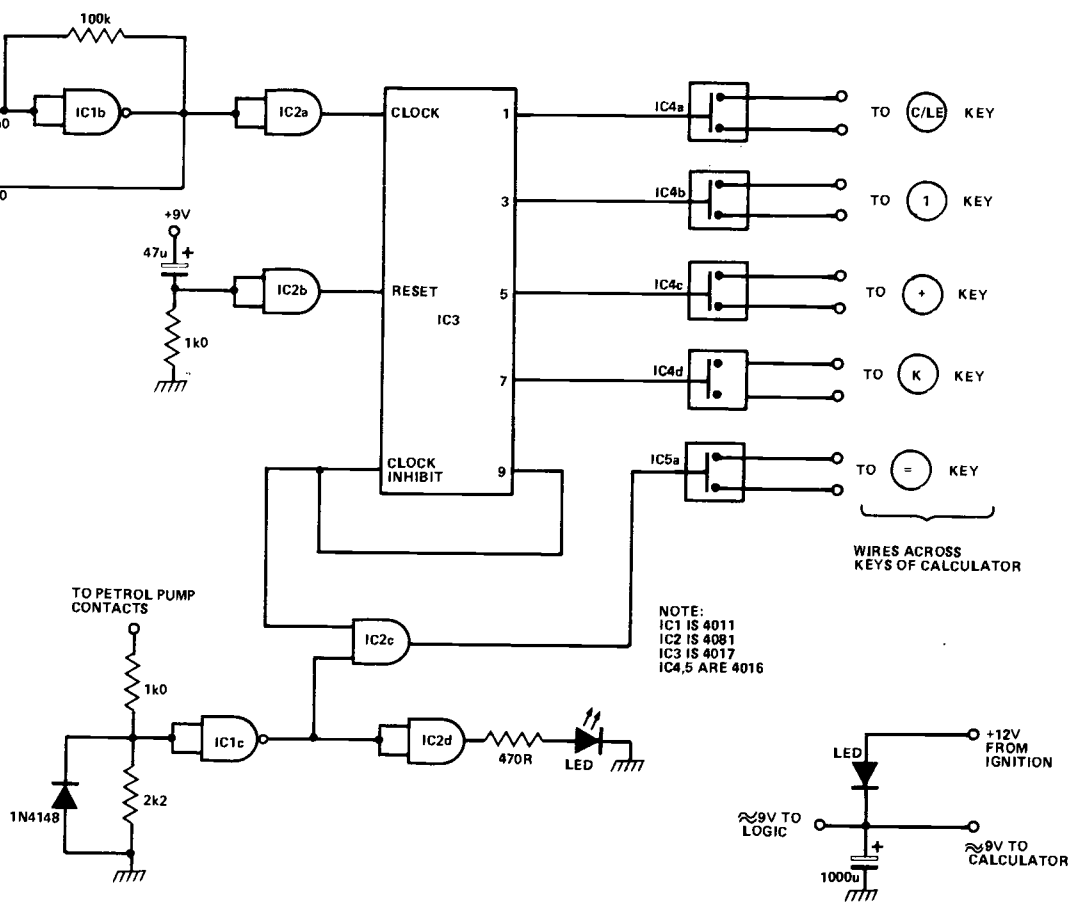
Name _____ Address _____

I enclose Cheque/P.O. for £ _____ or debit my Barclaycard, Access.

American Express card no. _____ exp. date _____

FOR IMMEDIATE ACTION — The C.S.C. 24 hour 5 day a week service Telephone (0799) 21682 and give us your Barclaycard, Access, American Express number and your order will be in the post immediately For FREE catalogue tick box

TECH TIPS



©COPYRIGHT MODMAGS Ltd

Trip Petrol Meter S.J. Stamps, Portishead

This circuit can be used to measure the amount of fuel used in a single car journey with greater accuracy than that of the standard petrol gauge. The circuit counts the number of pulses of the (electric) petrol pump over the journey, using a converted calculator to give a digital display. Interesting results can be obtained by taking measurements of the same journey whilst varying the route or just the driving style.

Circuit operation depends on the 'junk' calculator chosen — a suitable calculator can be bought for the price of a couple of seven-segment displays alone.

The function of most of the circuitry is to initiate the calculator chip to increment by one on each simulated press of the = key. I used a TI30 machine, so the sequence on power up was; C/CE, 1, +, K. On power-up the reset pin of the 4017 is held high. As the capacitor charges, the reset pin goes low and the counter counts from zero. As each output goes high the respective switch of the 4016 is enabled, simulating a key press. When the counter reaches '9', the clock is disabled and the pulses from the petrol pump are enabled to switch the = key. Now each time the petrol pump pulses, the displayed value on the calculator is incremented by one. At the end of the journey the displayed value thus reflects the volume of petrol consumed since switch-on.

Ballpoint Spacers W. McEwan, Argyll

The use of dried-out ballpoint pen plastic bodies as test prods is well known. Recently, I discovered that they also make excellent spacers for printed circuit boards. Simply cut them to size with a Junior hacksaw — excellent for awkward lengths. The internal hole is suitable for either M3 or M4 bolts.

Tech-Tips is an ideas forum and is not aimed at the beginner. We regret we cannot answer queries on these items. ETI is prepared to consider circuits or ideas submitted by readers for this page. All items used will be paid for. Drawings should be as clear as possible and the text should preferably be typed. Circuits must not be subject to copyright. Items for consideration should be sent to ETI TECH-TIPS, Electronics Today International, 145 Charing Cross Road, London WC2H 0EE.

Priority Audio Switch

T.P. Hopkins, Manchester.

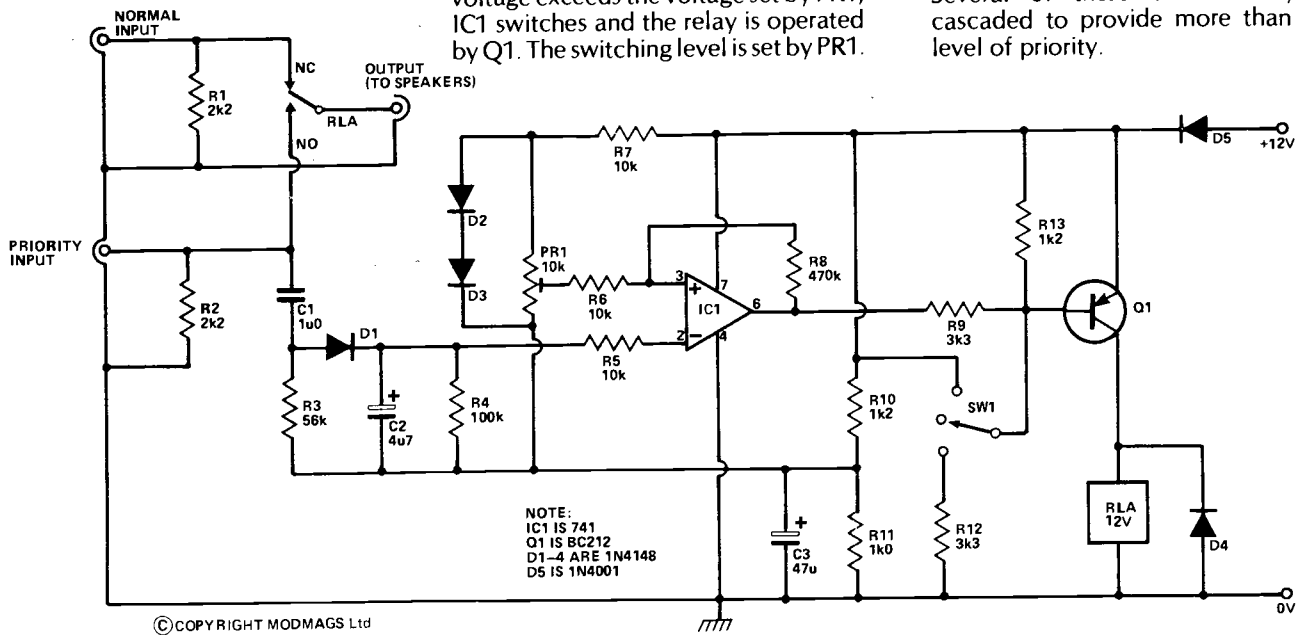
This circuit switches a single loudspeaker from a 'normal' to a 'priority' circuit whenever a signal appears on the priority input. The

prototype was used to switch between a cassette player and a two-way radio whenever a call was received. Other uses include priority calls in PA systems, monitoring several infrequently-used radio channels, etc.

Audio from the priority input is rectified and applied to the Schmitt trigger circuit, IC1. If the rectified voltage exceeds the voltage set by PR1, IC1 switches and the relay is operated by Q1. The switching level is set by PR1.

The hysteresis is controlled by R8 and the delay before the relay switches back to the normal channel at the end of a priority call depends on C2 (approximately 2 S with the value shown).

If stereo outputs from the cassette recorder, etc. are to be switched, RLA will require two changeover contacts. Several of these circuits may be cascaded to provide more than one level of priority.



Condensation Detector

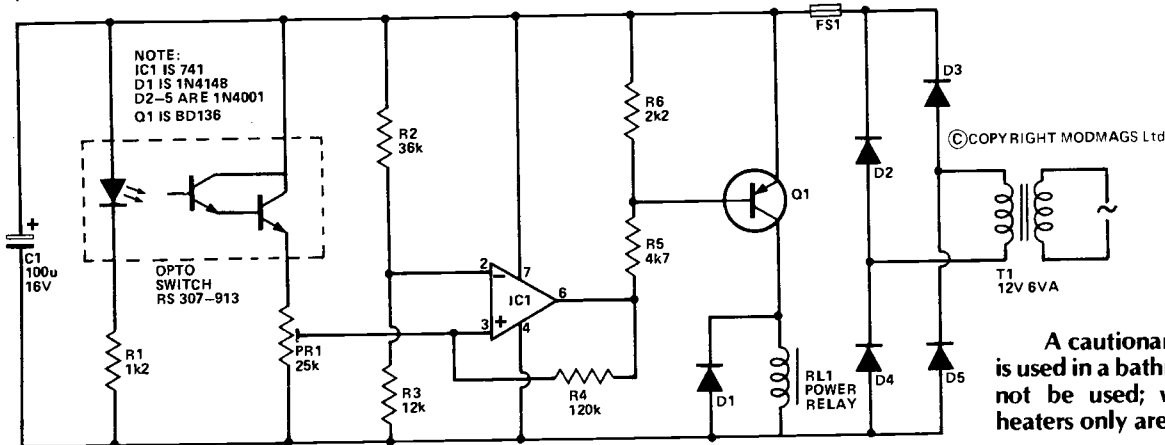
T.M.H. Jenvey, Langport.

This circuit was designed to prevent condensation on a glider when stored in its trailer, by switching on a fan heater as soon as condensation occurs and off again when the condensation has evaporated, but it is equally applicable to kitchens, bathrooms or anywhere with a condensation problem.

The detector is built around an RS307-913 reflective opto-switch. This consists of an infra-red diode and a photo Darlington transistor in one package arranged so that when a reflector is placed close to the switch (optimum distance 4.6 mm) the photo Darlington is turned on. In this device the reflector is a small piece of highly polished stainless steel, the reflectivity of which is reduced when misted by condensation, thus switching the heater on.

A reference voltage of about 4 V is

applied to the inverting input of the 741 op amp from the voltage divider R2 and R3. The voltage at the non-inverting input can swing either side of the reference voltage depending upon the conduction state of the photo Darlington and the setting of the sensitivity control, PR1. Positive feedback is obtained via R4, providing Schmitt trigger action to prevent relay chatter at the changeover point. The rest of the circuit is straightforward, but ensure that the relay is adequately rated.



A cautionary note — if the device is used in a bathroom a fan heater must not be used; wall mounted radiant heaters only are permissible.



SIMPLY AHEAD
and staying there

The range grows bigger... better...

New Profile Amplifiers - Two New Series

MOSFET

CHOOSE AN I.L.P. MOSFET POWER AMP when it is advantageous to have a faster slew rate, lower distortion at higher frequencies, enhanced thermal stability, the ability to work with complex loads without difficulty and complete absence of cross-over distortion. I.L.P.'s exclusive encapsulation technique within fully adequate heatsinks has been taken a stage further with specially developed computer-verified 'New Profile' extrusions. These ensure optimum operating efficiency from our new MOSFETS, and are easier to mount. Connection is via five pins on the underside. **I.L.P. MOSFETS ARE IDENTICAL IN PERFORMANCE TO THE COSTLIEST AMPLIFIERS IN THIS EXCITING NEW CATEGORY BUT ARE ONLY A FRACTION OF PRICES CHARGED ELSEWHERE.**

Model	Output Power RMS	Distortion Typical at 1KHz	Slew Rate	Rise Time	Signal/Noise Ratio DIN AUDIO	Price & VAT
MOS120	60W into 4-8Ω	0.005%	20V/μs	3μs	100dB	£25.88 + £3.88
MOS200	120W into 4-8Ω	0.005%	20V/μs	3μs	100dB	£33.46 + £5.02

BIPOLAR


CHOOSE AN I.L.P. BIPOLAR POWER AMP where power and price are first consideration while maintaining optimum performance with hi-fi quality and wide choice of models. From domestic hi-fi to disco and P.A., for instrument amplification, there is an I.L.P. Bipolar to fill the bill, and as with our new Mosfets, we have encapsulated Bipolars within our New Profile extrusions with their computer-verified thermal efficiency and improved mounting shoulders. Connections are simple, via five pins on the underside and with our newest pre-amps and power supply units, it becomes easier than ever to have a system layout housed the way you want it.

Model	Output Power RMS	Distortion Typical at 1KHz	Slew Rate	Rise Time	Signal/Noise Ratio DIN AUDIO	Price & VAT
HY30	15W into 4-8Ω	0.015%	15V/μs	5μs	100dB	£7.29 + £1.09
HY60	30W into 4-8Ω	0.015%	15V/μs	5μs	100dB	£8.33 + £1.25
HY120	60W into 4-8Ω	0.01%	15V/μs	5μs	100dB	£17.48 + £2.62
HY200	120W into 4-8Ω	0.01%	15V/μs	5μs	100dB	£21.21 + £3.18
HY400	240W into 4Ω	0.01%	15V/μs	5μs	100dB	£31.83 + £4.77

(Standard O-P Transistors)

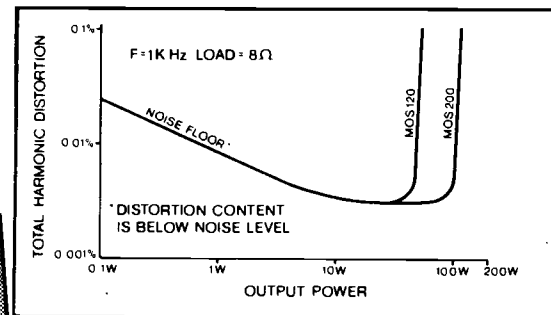


HY120

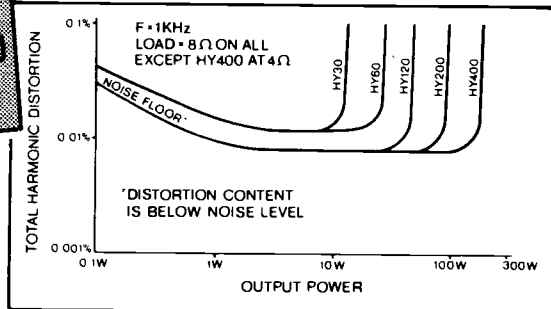


HY60

I.L.P. POWER AMPS ARE ENCAPSULATED FOR THERMAL STABILITY AND LONGER LIFE




Load impedance both models 4Ω-∞ Input impedance both models 100KΩ
Input sensitivity both models 500mV Frequency response both models 15Hz-100KHz - 3dB



Load impedance all models 4Ω-∞ Input impedance all models 100KΩ
Input sensitivity all models 500mV Frequency response all models 15Hz-50KHz - 3dB



THE NEW PROFILE EXTRUSIONS
The introduction of standard heatsink extrusion for all I.L.P. power amplifiers achieves many advantages.— Research shows they provide optimum thermal dissipation and stability. Slotted shoulders allow easy mounting; standardisation enables us to keep our prices competitive. Surfaces are matt black, anodised for higher thermal conductivity. Extrusions vary in size according to module number.

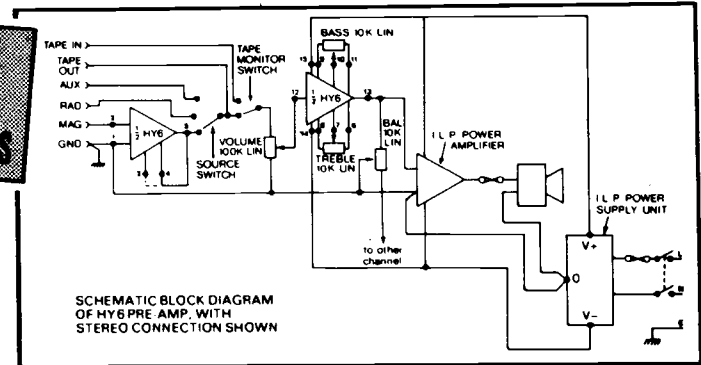


NEW PRE-AMPS

HY6 (mono) and **HY66** (stereo) are new to I.L.P.'s range of advanced audio modules. Their improved characteristics and styling ensure their being compatible with all I.L.P. power-amps both MOSFET and BIPOLAR, giving you chance to get the best possible reproduction from your equipment. HY6 and HY66 pre-amps are protected against short circuit and wrong polarity. Full assembly instructions are provided. Mounting boards are available as below.
Sizes - **HY6** - 45 x 20 x 40 mm. **HY66** - 90 x 20 x 40 mm.
Active Tone Control circuits provide ± 12 dB cut and boost.
Inputs Sensitivity - Mag. PU. - 3mV; Mic - selectable 1-12mV; All others 100mV. **Tape O/P** - 100mV; **Main O/P** - 500mV; **Frequency response** - D.C. to 100KHz - 3dB.

HY6 mono £6.44 + 97p VAT Connectors included
HY66 stereo £12.19 + £1.83 VAT Connectors included
B6 Mounting Board for one HY6 78p + 12p VAT
B66 Mounting Board for one HY66 99p + 15p VAT

COMPATIBLE
WITH ALL
I.L.P. MODULES



- **DISTORTION TYPICALLY 0.005%**
- **S/N RATIO - 90dB (Mag. P.U. - 68 dB)**
- **38 dB overload margin on Mag. P.U.**
- **LATEST DESIGN HIGH QUALITY CONNECTORS**
- **ONLY POTS, SWITCHES AND PLUGS/SOCKETS NEED ADDING**
- **NEEDS ONLY UNREGULATED POWER SUPPLY ± 15 to ± 60 v**

NEW POWER SUPPLY UNITS

Of the eleven power supply units which comprise our current range, nine have toroidal transformers made in our own factory. Thus these I.L.P. power supply units are space-saving, more efficient and their better overall design helps enormously when assembly building. All models in the range are compatible with all I.L.P. amps and pre-amps with types to match whatever I.L.P. power amps you choose.

- PSU30** ± 15 V at 100mA to drive up to 12 x HY6 or 6 x HY66 £4.50 + 0.68p VAT
 ● **THE FOLLOWING WILL ALSO DRIVE I.L.P. PRE-AMPS**
PSU36 for use with 1 or 2 HY30's £8.10 + £1.22 VAT
 ● **ALL THE FOLLOWING USE TOROIDAL TRANSFORMERS**
PSU50 for use with 1 or 2 HY60's £10.94 + £1.64 VAT
PSU60 for use with 1 HY120 £13.04 + £1.96 VAT
PSU65 for use with 1 MOS120 £13.32 + £2.00 VAT
PSU70 for use with 1 or 2 HY120's £15.92 + £2.39 VAT
PSU75 for use with 1 or 2 MOS120 £16.20 + £2.43 VAT
PSU90 for use with 1 HY200 £16.20 + £2.43 VAT
PSU95 for use with 1 MOS200 £16.32 + £2.45 VAT
PSU180 for use with 1 HY400 or 2 HY200 £21.34 + £3.20 VAT
PSU185 for use with 1 or 2 MOS200 £21.46 + £3.22 VAT

★ Freepost facility

When ordering or writing about I.L.P. products, you do not need to stamp the envelope. Mark it FREEPOST plus the code shown in the address below. We pay the postage for you.

★ **TO ORDER** Send cheque or money order payable to I.L.P. Electronics Ltd and crossed. Or pay by ACCESS or BARCLAYCARD. Cash payments must be in registered envelope; if C.O.D. payment is wanted, please add £1.00 to TOTAL value of order.

IN A RANGE OF 11 MODELS USING
LATEST TOROIDAL TRANSFORMERS

1971-1980 TEN YEARS OF PLANNED PROGRESS

When, in 1971, Ian L. Potts founded his now world-famous company, he saw the need for a different and more rational approach to exploiting to the full, the potential that lay in modular construction. New thinking was badly needed. The result was a range of modules revolutionary in concept. The rightness of this new thinking is shown by the size of the company today, its new factory, its vast exports, its acceptance by constructors as the modules to build with. The range grows bigger and better. Exciting new lines (in no way conflicting with existing ones) are well past drawing board stage. This is why I.L.P. are simply ahead and staying there.

BRITAIN'S FOREMOST QUALITY MODULE SUPPLIERS

To: I.L.P. ELECTRONICS LTD. CANTERBURY CT2 7EP

Please supply

..... Total purchase price £.....

I enclose Cheque Postal Orders International Money Order

Please debit my Access/Barclaycard Account No.

NAME

ADDRESS

Signature

NO QUIBBLE 5 YEAR GUARANTEE
7-DAY DESPATCH ON ALL ORDERS
BRITISH DESIGN AND MANUFACTURE
FREEPOST SERVICE



I.L.P. ELECTRONICS LTD.

FREEPOST 5 Graham Bell House, Roper Close, Canterbury, Kent CT2 7EP.
Telephone (0227) 54778 [Technical (0227) 64723] Telex 965780


Available also from MARSHALLS, WATFORD ELECTRONICS and certain other selected retailers

ALL U.K. ORDERS
DESPATCHED
POST FREE

Greenbank

Greenbank Electronics
(Dept T3E) 92 New Chester Road, New Ferry
Wirral, Merseyside L27 5AG
(Tel: 0851 443 3381)

UV 141, UV ERASER




Two easy to use units designed for both the professional and amateur UV-prom user

- Cartridge up to 14 prompts
- Special shortwave ultraviolet tube
- Expose time variable between 5 and 50 minutes in 5 minute steps (preventing over exposure which may shorten part life)
- Sliding tray carries prompts on conductive foam
- Safety interlock switch prevents the timing circuit from operating and switching on the tube when the tray open
- Main On and Tube On indicators
- Smart textured case.
- Complete instructions supplied.

Model UV 141. Price £77.70

Also available without timer as
Model UV 140. Price £61.20

TEX MICROSYSTEMS "EX PROMPT" UV ERASER



A low cost alternative to the above erasers (UV 140/141) claimed by the manufacturer to erase up to 32 chips in 15-30 mins. This is the cheapest eraser we have seen. The unit has no timer, power switch or safety interlock switch. The user places up to 32 chips into loose conducting foam in the eraser tray (16 along the base, 8 on each side). The chips are held in place by the UV tube which sits in the tray. (Unlike the UV 140/141, no special precautions have been taken to prevent the seepage of UV light, but the manufacturers state that "Incident light from this device is quite safe at distances above 12 inches".)

(Dimensions - 325 x 64 x 38mm)

EX PROMPT ERASER Price £33

EUROCARD COMPUTER BOARDS

Custom 80" Modular Z80 Based System. Details in preparation, free on request.

"BIG BOARD" Z80 COMPUTER KIT

We hope this item will be in stock by the time this advert reaches you, but please check to see before sending any money! Features: 84K Dynamic RAM, Floppy Disk Controller, 80 x 32 Char. Video output £395. CP/M Disk Operating System to suit. £99.

MODULAR COMPUTER SYSTEM CARDS

- A range of "International" (114 x 203mm) size cards which may be purchased individually as desired, or to build up a complete system. Further details available on request. All boards are epoxy glass with gold plated edge plug.
- VDU A, B, G (set of 3) £9.40
 - SC-MP-CPU/M CP £27.20
 - MPA-7 Buffered SC-MP CPU £9.40
 - MZB-3 Z80 CPU £9.40
 - MXA-1 2K of 2102 £9.40
 - MXA-3 8K of 2114 £9.40
 - MXD-2 16K of 4116 £9.40
 - PRM-2 4K of 5204 £9.40
 - PRM-8 8K of 2708 £9.40
 - ARM-14 8K of 2516 + 6K of 2114 £9.40
 - SIQ-2 RS-232 (two) £9.40
 - TPA-2 Tape Interface £9.40
 - IP-2 Input Port £9.40
 - DCR-6 Keyboard Input £9.40
 - OP-3 Output Port £9.40
 - PP-2 PROM Programmer £9.40
 - PSU-A4 Power Supply £8.90
 - PSU-B 5V Power Supply £5.50
 - PSU-C 25V Power Supply £5.50
 - 13-slot backboard, can be used with most of the above boards, 13" x 4 1/4" £11.50

TERMS, VAT, C.W.O. Cheques etc payable to Greenbank Electronics and crossed. Add VAT to all prices at 15% except where stated otherwise. Post etc: (UK 35p; +2.50 VAT = 40p) per order. Export: NO VAT but add 35p (Eira), 75p (Europe) and £2.50 elsewhere. Access, Barclaycard, Visa, telephoned orders accepted. (Polys, insurances, gov't depts, etc can telephone their orders for immediate despatch on account.)



QUARTZ

32.768KHz (Mk2)	£3.23
60 kHz	£9.95
100.0 kHz	£3.62
200.0 kHz	£3.92
204.8 kHz	£3.92
307.2 kHz	£3.92
312.5 kHz	£3.92
455.0 kHz	£4.95
1.000 MHz	£3.92
1.8 MHz	£4.25
1.8432 MHz	£3.62
2.000 MHz	£3.92
2.097152 MHz	£3.92
2.4576 MHz	£3.92
2.500 MHz	£3.92
2.5625 MHz	£3.92
3.000 MHz	£3.92
3.2768 MHz	£3.23
3.579545 MHz	£1.95
3.85912 MHz	£3.92
4.500 MHz	£3.92
4.032 MHz	£3.23
4.096 MHz	£3.23
4.194304 MHz	£3.23
4.43619 MHz	£1.25
4.800 MHz	£3.23
4.512 MHz	£3.23
4.144 MHz	£3.23
4.9152 MHz	£3.23
5.000 MHz	£3.23
5.0688 MHz	£3.23
5.120 MHz	£3.23
5.185 MHz	£3.23
5.472 MHz	£3.23
5.644 MHz	£3.23
6.400 MHz	£3.23
6.55360 MHz	£3.23
7.000 MHz	£3.23
7.168 MHz	£3.23
7.800 MHz	£3.23
7.86432 MHz	£3.23
8.000 MHz	£3.23
8.08333 MHz	£3.23
8.84800 MHz	£3.23
9.267732 MHz	£3.23
9.375 MHz	£3.92
9.800 MHz	£3.23
10.000 MHz	£3.23
10.245 MHz	£3.23
10.700 MHz	£3.92
10.936 MHz	£3.23
11.000 MHz	£3.23
12.000 MHz	£3.92
14.0 MHz	£3.92
14.31810 MHz	£3.23
18.000 MHz	£3.92
18.000 MHz	£3.23
18.432 MHz	£3.23
20.000 MHz	£3.62
20.1134 MHz	£3.23
24.0 MHz	£3.92
26.880 MHz	£3.92
27.0 MHz	£2.12
27.145 MHz	£2.12
27.648 MHz	£3.92
38.8666 MHz	£3.23
48.000 MHz	£3.23
100.000 MHz	£3.23
116.000 MHz	£3.23

SOLDERCORN PINS

100 500	£10.95
---------	--------

DL SOCKETS

8/14/18 pins	10p/12p/13p
18/20/22 pins	10p/20p/25p
24 pins	10p/40p/20p

TUNER ICs

ME555/566	29p/49p
-----------	---------

OP-AMPS

CA 3130E	84p
CA 3140E	35p
CA 741 (Texas)	22p

LED DISPLAYS

DL-706	99p
DL-727E/728E	£2.80
DL-747E/750E	£1.80
FHD 500/560	£1.20

LIQUID CRYSTAL DISPLAY

4 x 0.5" digits	40 p.p.t.c.
LN 5750	£3.50

CLOCK CHIPS

AY-5122A	£2.60
MC 5052S	£3.90
MC 5053E	£3.90

SIX DECADE COUNTERS

NK 5035/6/7	£9.90
NK 5039/8	£7.50

SWITCH MODE PSUs



- AC 9221S 5V/10A £99.90
- AC 9221S 5V/5A 12V/1A -12V/1A -5V/0.1A £69.90
- AC 5421S 5V/20A £126.50
- AC 9421S 5V/10A 12V/2A -12V/2A -5V/0.1A £126.50

OPEN CARD SWITCH MODE PSU FULLY ASSEMBLED P.C.B. CARD 197 x 108 x 52mm Outputs +5V/6A -5V/0.5A +12V/1A -12V/1A Type AC9251 £79.80

CMOS

These cut prices for Amateur Users and Export. Note: Industrial users - quantity prices available. Mostly Motorola, RCA

4000	18p	4042	80p	4095	£1.57	4410	£8.55	4531	£1.45
4001	25p	4043	90p	4096	£1.57	4411	£10.72	4532	£1.30
4002	25p	4044	90p	4097	£3.98	4412P	£14.95	4534	£5.60
4006	95p	4045	£2.63	4098	£1.92	4415V	£3.24	4536	£3.98
4007	10p	4046	£1.10	4099	£2.00	4422	£5.86	457L	£26.10
4008	80p	4047	£1.71	4100	£1.92	4433	£12.30	4538	£1.20
4009	40p	4048	77p	4101	£1.85	4435V	£5.40	4539	97p
4010	50p	4049	45p	4102	£3.67	4450	£3.81	4541	£1.18
4011	25p	4050	49p	4103	£3.67	4451	£3.81	4543	£1.80
4012	10p	4051	80p	4104	£1.85	4451	£3.93	4549	£4.38
4013	50p	4052	80p	4105	£1.85	4462	£4.41	4552	£14.85
4014	50p	4053	80p	4106	£1.85	4462P	£4.20	4553	£4.80
4015	84p	4054	£2.18	4107	£1.28	4462P	£4.20	4554	£1.38
4016	45p	4055	£2.95	4108	£7.54	4500	£3.95	4555	79p
4017	80p	4056	£2.35	4109	£1.28	4501	20p	4556	72p
4018	95p	4059	£9.23	4110	£3.00	4502	£1.20	4557	£3.96
4019	80p	4060	£2.10	4114	£1.77	4503	70p	4558	£1.25
4020	90p	4061	£1.00	4100	£1.54	4505	£3.71	4559	£4.30
4021	£1.10	4063	£1.00	4101	£1.54	4506	90p	4560	£2.50
4022	£1.00	4066	55p	4102	£1.54	4507	55p	4561	81p
4023	27p	4067	£7.21	4103	£1.54	4508	£2.90	4562	£5.60
4024	70p	4068	27p	4104	£1.54	4510	90p	4566	£1.59
4025	27p	4069	57p	4105	£5.03	4511	£1.50	4568	£2.38
4026	£3.25	4070	30p	4106	£1.54	4512	90p	4569	£2.50
4027	50p	4071	25p	4107	£2.41	4514	£2.65	4570	£2.50
4028	84p	4072	25p	4109	£2.41	4515	£3.00	4580	£4.77
4029	80p	4073	25p	4104	£2.41	4516	£1.10	4581	£2.62
4030	74p	4075	25p	4105	£2.41	4517	£4.46	4582	£1.14
4031	£4.31	4076	£1.07	4106	£2.54	4518	£1.00	4583	90p
4032	£1.41	4077	£1.59	4107	£1.80	4519	90p	4584	90p
4033	£2.63	4078	29p	4108	£2.41	4520	£1.00	4585	£2.27
4034	£2.00	4081	27p	4109	£2.41	4521	£2.50	4586	£1.44
4035	£1.10	4082	27p	4113	90p	4522	£1.11	4588	£2.98
4037	£1.99	4085	£1.35	4114	90p	4526	£1.08	4599	£3.95
4038	£1.29	4086	£1.35	4115	£1.16	4528	£1.20	4600	£1.30
4039	£2.78	4089	£2.91	4116	£1.16	4529	£1.37	4601	£1.30
4040	£1.00	4093	80p	4400	£7.27	4602	£3.06	4603	£3.81
4041	£1.59	4094	£2.50	4409	£3.37	4630	70p		


74C

74C00	28p
74C01	28p
74C02	28p
74C03	28p
74C04	28p
74C05	28p
74C06	28p
74C07	28p
74C10	28p
74C14	28p
74C20	28p
74C21	28p
74C28	28p
74C42	28p
74C48	£1.65
74C73	97p
74C74	97p

74C103	£1.15
74C104	£1.80
74C105	£1.80
74C107	97p
74C174	90p
74C175	90p
74C182	£1.15
74C183	£1.15
74C188	£1.15
74C208	£1.46
74C211	£1.46
74C217	£1.70
74C274	£1.70
74C301	97p
74C302	97p
74C303	£1.18
74C305	97p
74C313	£1.50
74C314	£1.50
74C315	97p
74C316	97p
74C317	97p
74C318	97p
74C319	97p
74C320	97p
74C321	97p
74C322	97p
74C323	97p
74C324	97p
74C325	97p
74C326	97p
74C327	97p
74C328	97p
74C329	97p
74C330	97p
74C331	97p
74C332	97p
74C333	97p
74C334	97p
74C335	97p
74C336	97p
74C337	97p
74C338	97p
74C339	97p
74C340	97p
74C341	97p
74C342	97p
74C343	97p
74C344	97p
74C345	97p
74C346	97p
74C347	97p
74C348	97p
74C349	97p
74C350	97p
74C351	97p
74C352	97p
74C353	97p
74C354	97p
74C355	97p
74C356	97p
74C357	97p
74C358	97p
74C359	97p
74C360	97p
74C361	97p
74C362	97p
74C363	97p
74C364	97p
74C365	97p
74C366	97p
74C367	97p
74C368	97p
74C369	97p
74C370	97p
74C371	97p
74C372	97p
74C373	97p
74C374	97p
74C375	97p
74C376	97p
74C377	97p
74C378	97p
74C379	97p
74C380	97p
74C381	97p
74C382	97p
74C383	97p
74C384	97p
74C385	97p
74C386	97p
74C387	97p
74C388	97p
74C389	97p
74C390	97p
74C391	97p
74C392	97p
74C393	97p
74C394	97p
74C395	97p
74C396	97p
74C397	97p
74C398	97p
74	

POWER SWITCH MODULES

You can use your ETI Noiseless Power Switch on its own OR trigger it automatically with one of three remote control modules. Use the Dark Activated Module to switch your lights on at night and off in the morning to deter the neighbourhood villains when you're away. The Differential Temperature Module will switch off your living room heater when the weather outside verges on the tropical and the Under Temperature Module will sound a red alert when your front path ices over. No doubt you can think of a hundred and one uses for this versatile family of projects around the home. Your options are endless.



DIFFERENTIAL TEMPERATURE MODULE

Activate extractor fans or fire alarms automatically with this easy-to-build unit. The device can be used either as a stand-alone project or to interface with the Noiseless Power Switch described elsewhere in this issue. Design by Ray Marston. Project development by Plamen Pazov.

This useful little project uses a pair of inexpensive silicon diodes to monitor temperatures at two different points and turns a relay on when the temperature of D1 goes above that of D2 and off when the temperature of D1 goes below that of D2. The circuit responds to relative, rather than absolute, temperatures. The temperature switching differential of the unit can be varied over a limited range by a preset pot.


The circuit has a variety of practical uses. It can be used as an automatic fire alarm (using the relay contacts to activate a bell, etc) by placing D1 at the top of an internal wall and D2 half-way down the wall, so that the alarm is activated by excessive rising heat. Alternatively, the unit can be used to give automatic operation of heat extractors or ventilators in cellars or workshops, etc, by placing D1 in the cellar and D2 outside the

building, so that the extractor only operates when the inside temperature is greater than that outside.

The basic circuit can be used as a stand-alone project, with a relay output, or can be used without the relay and its associated transistor-diode network to give fully automatic operation of the Universal Noiseless Power Switch described elsewhere in this issue.

Construction

Construction of this project should present absolutely no problems if the specified components are used (IC1 MUST be a CA3140). If you intend to construct the unit as a stand-alone (relay output) project, build it as shown in the overlay, noting the



Here, D1/D2 are mounted off-board.

use of the PCB-mounting relay. If you want to use the unit to interface to the Universal Noiseless Power Switch, simply cut the PCB in half along the dotted line, assemble all indicated components on the non-relay side of the board and connect the unit to the Power Switch via the SK1 connections shown in the circuit diagram.

Whatever form of construction you use, note that Veropins should be used to facilitate the connections to D1 and D2 and that these two temperature-sensing diodes will normally be mounted remotely from the PCB.

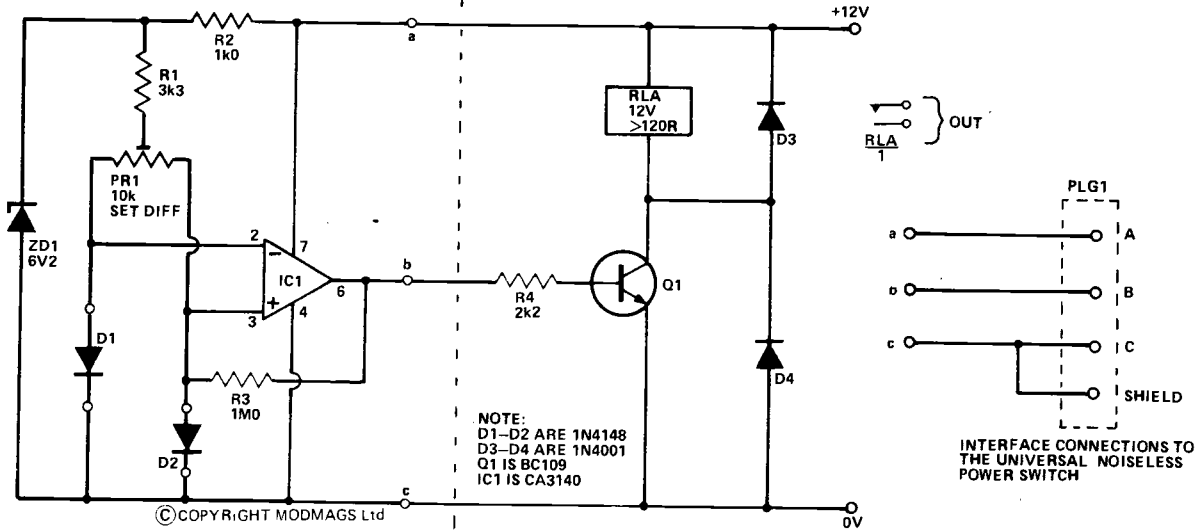


Fig.1 Circuit diagram. If required, PLG1 is used to connect the module to SK1 on the Noiseless Power Switch.

BUYLINES

The components for this project should not present any supply problems. The relay used is an RS 349-658 or Maplin order code YX98G type.

HOW IT WORKS

Ordinary silicon diodes have temperature coefficients of $-2 \text{ mV}/^\circ\text{C}$ and can readily be used in temperature measuring/switching applications. In our circuit the two sensing diodes (D1 and D2) are fed with similar standing currents (via ZD1-R1-PR1) and their voltage differentials are fed to voltage comparator IC1, which has a small degree of hysteresis applied by R3.

The circuit action is such that, when the D1 temperature is above that of D2, the D1 voltage is below that of D2 and the output of IC1 (pin 6) is driven high and turns Q1 and the relay on via R4. When the D1 temperature is below that of D2, the D1 voltage is above that of D2 and the output of IC1 is driven to 0 V, cutting off Q1 and the relay.

The temperature differential of the circuit can be varied over a limited range by PR1, thereby altering the relative standing currents of the two diodes.

PARTS LIST

Resistor all 1/4 W 5%	
R1	3k3
R2	1k0
R3	1M0
R4	2k2
Potentiometer	
PR1	10k miniature horizontal preset
Semiconductors	
IC1	CA3140
Q1	BC109
D1,2	1N4148
D3,4	1N4001
ZD1	6V2 1/4 W Zener
Miscellaneous	
RLA	12 V, coil $\geq 120\Omega$, PCB-mounting
PLG1	3 pin DIN plug
Case to suit	

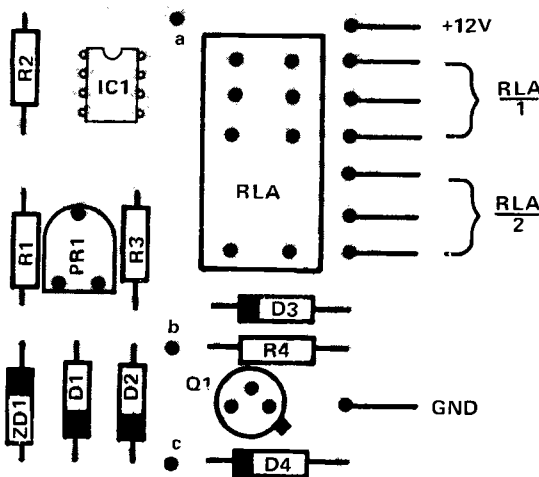


Fig.2 Component overlay. Note that one or both of D1, D2 will normally be mounted off-board.

UNDER TEMPERATURE MODULE

Turn home or greenhouse heating on and off automatically with this easy-to-build project. The device can be used either as a stand-alone project or to interface with the Noiseless Power Switch described elsewhere in this issue. Design by Ray Marston. Project development by Plamen Pazov.

This inexpensive little project can be used to turn home or greenhouse heating on and off automatically, to maintain temperatures within close limits (typically better than 1°C). The circuit uses a carbon-rod thermistor for temperature sensing and incorporates a small degree of hysteresis to give a sharp switching action. The switching temperature range is variable over a fairly wide range with a preset pot.

The unit can be used as a stand-alone project, with a relay output, to give automatic operation of home or greenhouse heating, or can be used without the relay and its associated transistor-diode network to give fully automatic operation of the Universal Noiseless Power Switch described elsewhere in this issue. In the latter case the unit is powered from the built-in 12 V supply of the Universal Power Switch.

The switch can readily be made to give Over-Temperature operation (for operating fire alarms, etc) by simply transposing TH1 and PR1; we've made special provision for this on the PCB. In either case, thermistor TH1 can be mounted either directly on the PCB or can be located at a remote monitor point.

HOW IT WORKS

TH1-PR1 and R1-R2 are wired in the form of a bridge network (or double potential divider), the output of the bridge being taken to the input of voltage comparator IC1. In this configuration, the pin 3 voltage of IC1 is fixed at half-supply volts, but the pin 2 voltage is temperature-dependent and rises with increasing temperature. The comparator has a small degree of hysteresis applied via R3.

In use, PR1 is adjusted so that the pin 2 voltage of IC1 is above that of pin 3 under warm conditions, in which case pin 6 (the output of IC1) is driven to 0 V, so Q1 and the relay are cut off. Under cold conditions the pin 2 voltage falls below that of pin 3, in which case pin 6 is driven high and drives Q1 and the relay on via R4. PR1 can be adjusted to cause switching at virtually any desired temperature level. The circuit action can be inverted, so that it acts as an over-temperature switch, by simply transposing TH1 and PR1.

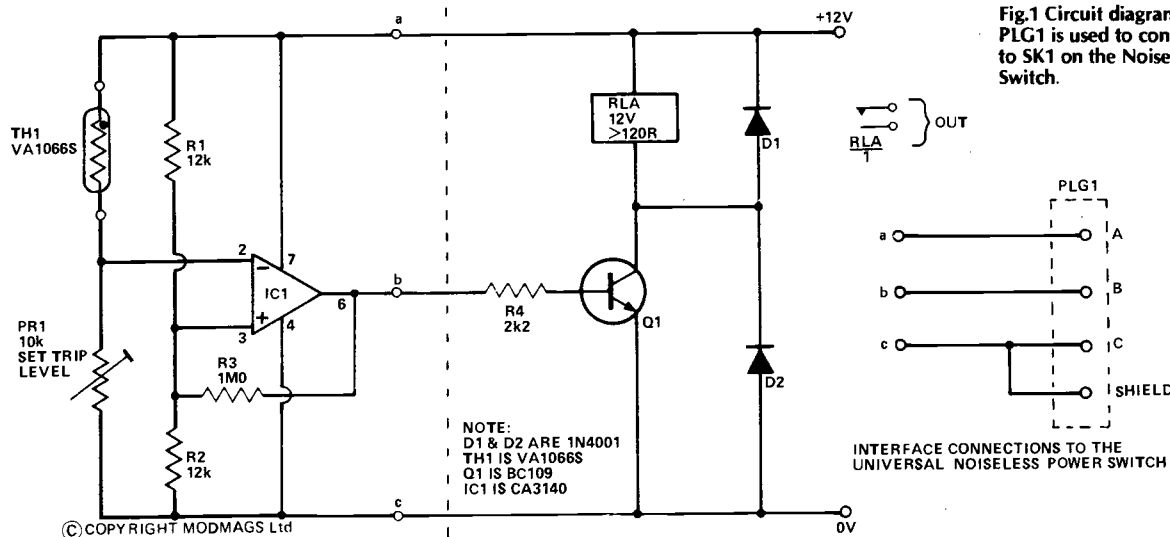
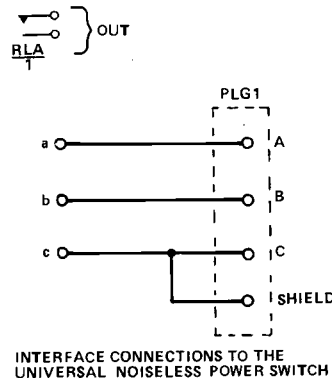


Fig.1 Circuit diagram. If required, PLG1 is used to connect the module to SK1 on the Noiseless Power Switch.




INTERFACE CONNECTIONS TO THE UNIVERSAL NOISELESS POWER SWITCH

Construction

Construction of this project should present no problems if the specified components are used (IC1 MUST be a CA3140). If you intend to construct the unit as a stand-alone (relay output) project, build it as shown in the overlay, noting the use of the PCB-mounting relay. If you want over (instead of under) temperature operation, simply transpose TH1 and PR1. In either case, TH1 can be mounted either remotely or directly on the PCB.

If you want to use the unit to interface to the Universal Noiseless Power Switch, simply cut the PCB in half along the dotted line, assemble all indicated components on the non-relay side of the board and connect the unit to the Power Switch via the SK1 connections shown in the circuit diagram.

The thermistor is mounted off-board for remote sensing of temperature.



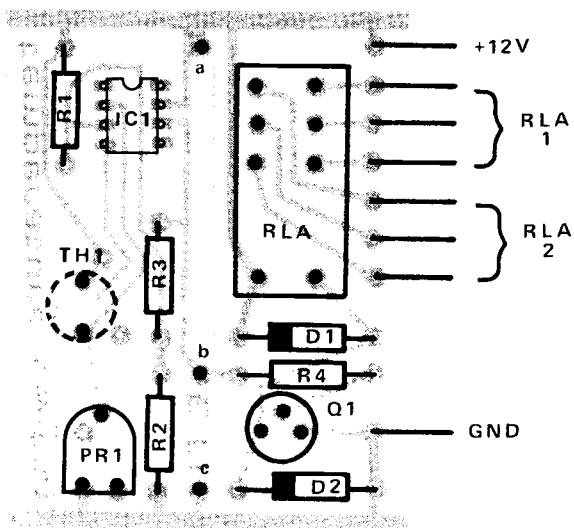


Fig.2 Component overlay. Note the provision of extra pads on the PCB so that TH1 and TV1 may be transposed, if required. TH1 may be mounted remotely.

PARTS LIST

Resistors all 1/4 W 5%	
R1,2	12k
R3	1M0
R4	2k2
Potentiometer	
PR1	10k miniature horizontal preset
Semiconductors	
IC1	CA3140
Q1	BC109
D1,2	1N4001
Miscellaneous	
TH1	VA1066S
RLA	12 V PCB-mounting relay coil resistance 120 R or greater
PLG1	3 pin DIN plug

BUYLINES

The thermistor (VA1066S) is available from Maplin or Electrovalue. The relay is Radiospares type 349-658, or Maplin type YX98G.

DARK ACTIVATED MODULE

Turn house or car lighting on automatically with this easy-to-build unit. The device can be used either a stand-alone project or to interface with the Noiseless Power Switch described elsewhere in this issue. Design by Ray Marston. Project development by Plamen Pazov.

This simple-looking project can be used to turn house or car lighting on automatically at dusk and off again at dawn. The circuit incorporates a transient-suppressor network and has a degree of built-in hysteresis to ensure that it is not switched by momentary changes in light level, as caused by passing shadows or lights, but responds only to mean light levels, integrated over several seconds.

The unit can be used as a 'stand-alone' project, with a relay output, to give automatic operation of car or house lights, or can be used without the relay and its associated transistor-diode network to give fully automatic operation of the Universal Noiseless Power Switch described elsewhere in this issue. In the latter case the unit is powered from the built-in 12 V supply of the Universal Power Switch.

To use the unit to give automatic operation of house lighting, simply provide a 12 V DC supply and use the relay contacts (RLA/1) to turn the lights on and off.

To give automatic operation of car lights, wire the unit's supply line connections to the vehicle's ignition switch and the relay contacts to the vehicle's lighting switch. In this case the lights will operate automatically only when the car ignition is turned on.

The switch can readily be made to give 'light-activated' operation by simply transposing the LDR and PR1 positions; we've made special provision for this on the PCB.

Construction

Construction of this project should present absolutely no problems if the specified components are used (IC1 MUST be a CA3140). If you intend to construct the unit as a stand-alone (relay output) project, build it exactly as shown in the overlay,

PARTS LIST

Resistors all 1/4 W 5%	
R1	1k0
R2,5	100k
R3,4	12k
R6	2k2
Potentiometer	
PR1	10k miniature horizontal preset
Capacitor	
C1	4u7 12 V axial electrolytic
Semiconductors	
IC1	CA3140
Q1	BC109
D1,2	1N4001
ZD1	6V2 1/4 W Zener
Miscellaneous	
LDR	ORP12
RLA	12V (coil > 120R) PCB-mounting
PLG1	3 pin DIN plug
Case to suit	

BUYLINES

All components should be widely available. The relay used is Maplin order code YX98G; RS 349-658.

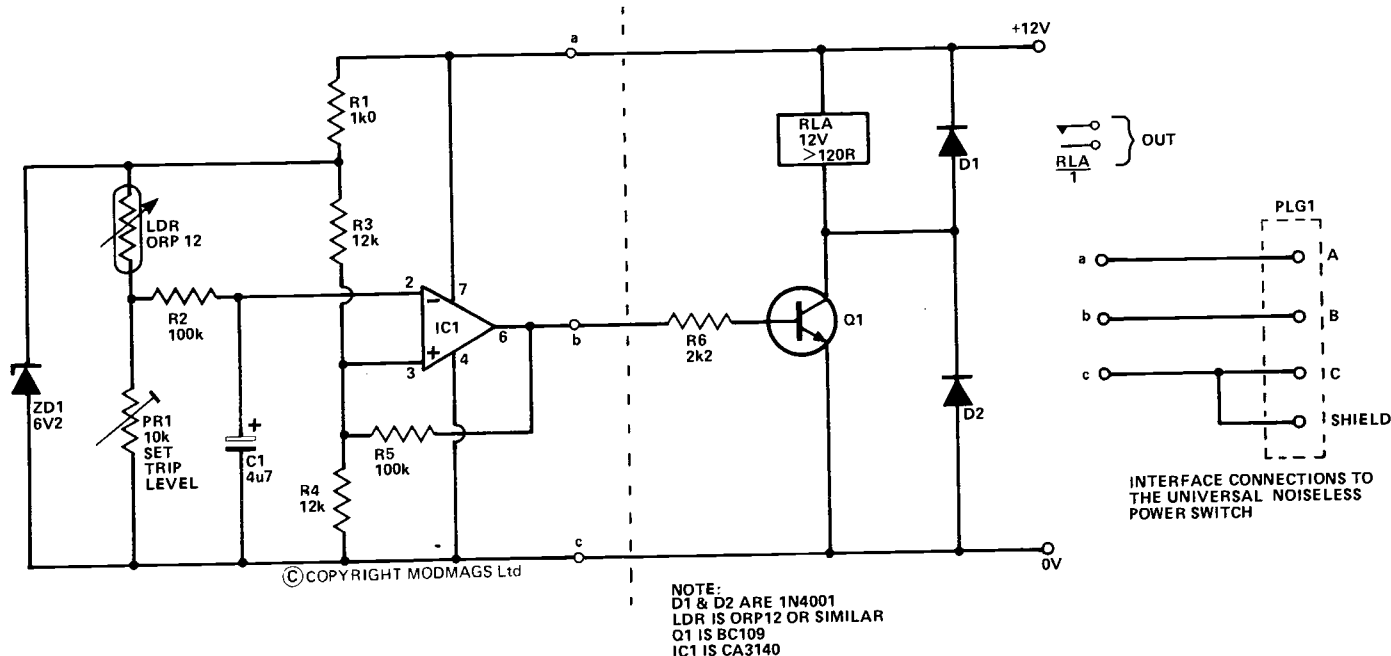


Fig.1 Circuit diagram of the Dark-Activated Switch. If required, PLG1 is used to connect the module to SK1 on the Noiseless Power Switch.

noting the use of the PCB-mounting relay. If you want light (instead of dark) activated operation, simply transpose LDR and PR1. In either case, the LDR can be mounted either remotely or directly on the PCB.

If you want to use the unit to interface to the Universal Noiseless Power Switch described elsewhere in this issue, simply cut the PCB in half along the dotted line, assemble all indicated components on the non-relay side of the board and connect the unit to the Power Switch via the SK1 connections shown in the circuit diagram.

HOW IT WORKS

IC1 is wired as a voltage comparator, with a fixed reference voltage applied to pin 3 and with a light-dependent voltage applied to pin 2 (from the LDR-PR1 light-dependent potential divider) via the R2-C1 integrator network. The action of LDR-PR1 is such that the pin 2 voltage rises with increasing light levels. The comparator has a small amount of hysteresis applied via R5.

In use, PR1 is adjusted so that the pin 2 voltage of IC1 is above that of pin 3 under light conditions, in which case pin 6 (the output of IC1) is driven to 0V, so Q1 and the relay are cut off. Under dark conditions the pin 2 voltage falls below that of pin 3, in which case pin 6 is driven high and drives Q1 and the relay on via R6. PR1 can be adjusted to cause switching at virtually any desired darkness level. The circuit action can be inverted, so that the circuit acts as a light-activated switch, by simply transposing LDR and PR1.

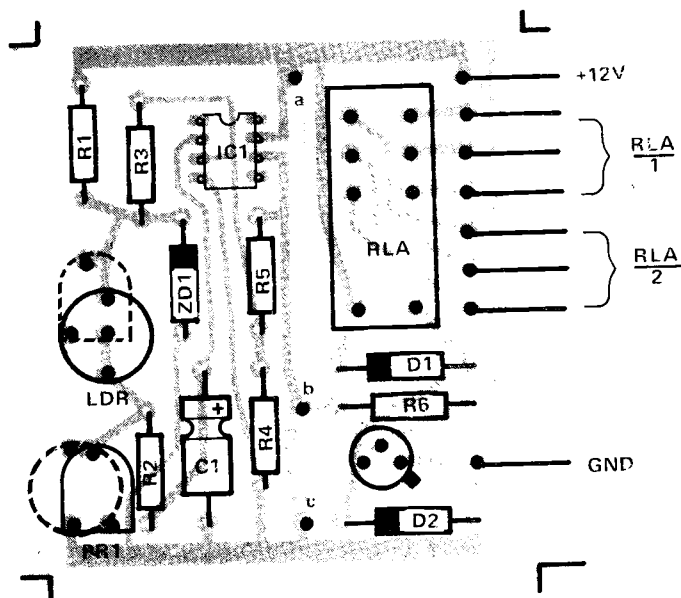



Fig.2 Component overlay for the Dark-Activated Switch. The circuit is converted to light-activated operation if the LDR and PR1 are transposed as shown by the dotted lines.



The Dark-Activated Switch board follows the same general layout as the other two modules. The ORP12 light sensor is mounted next to PR1; it could also be mounted remotely.

ETI

VIDEOTONE

BUY DIRECT FROM US AND GET THE SAME HIGH QUALITY AT LOW PRICES!




DISCOUNT SELLING PRICE
£50.00

LOUDSPEAKERS

The complete fully reviewed range of Videotone Speakers which dominate within their class. **NOW AT LOWEST EVER PRICES.**

D100	£38.00
Minimax 11	£44.00
GB3	£50.00
GB2	£60.00
GBS	£207.00
D 93	£40.00



CORAL CARTRIDGES

Fast becoming one of the top names

MOVING COIL	MOVING MAGNET
UK's No. 1 Cartridge	
MC 81 £48.87	555SX £7.28
777EX £35.00	555E £14.22
777E £25.00	666E £32.48
HEAD AMP	HEADSHELLS
H300 £51.75	S100 £6.00
T100 £24.75	S101 £7.00
	S200 £4.00

TURNTABLES

Sansui SR222 Mk2	£69.00
Sansui P50S	£69.00

AMPS- TUNER- CASSETTE

30 watt amp MC input SA4 130	£75.00
Stereo Tuner ST 4120	£68.00
Cassette full features SC 4200	£95.00
50 watt amplifier WA7700	£77.00
20 watt amplifier LA2020	£58.00




DISCOUNT SELLING PRICE
£68.00

DISCOUNT SELLING PRICE
£75.00

This new range of Electronics from Videotone redefines the words quality and value for money to a new high.

MICROPHONES

MU 105-22	£29.30
MU 105-12	£22.25
MU 25 C	£17.39



HEADPHONES

Superbly made with top flight performance

HP90	£12.65
HP80	£9.69



* A MESSAGE FROM VIDEOTONE *

Dear Customer
You will find that the products advertised on this page are the best possible value for money. They are only low in price because we have eliminated large amounts of selling costs that other brands have to suffer. These savings are passed directly onto you. We have full brochures on any specific item you may be interested in and a competent realistic staff of engineers at our London Showrooms to help you in your choice. Our consumer protection packages are comprehensive and we offer every form of financing you may require. We carry out our own servicing and are dedicated to giving **Value for Money**. We are confident our products are unbeatable. You may purchase with confidence because our Engineers have specially selected them from competitive sources throughout the world and we import them directly ourselves. **Remember, you have 21 days trial period on all products. That is the measure of our confidence.**

Cliff Hardcastle
Cliff Hardcastle, Managing Director.

Quality plus value ~ always

VIDEOTONE

ALL PRICES INCLUDE VAT

ALL PRODUCTS ON DISPLAY & CONTINUOUS DEMONSTRATIONS

98 CROFTON PARK ROAD
LONDON SE4
TEL: 01-690 8511/2

SEND FOR OUR LATEST FREE BROCHURE AND DETAIL LIST OF LOCAL SALES OUTLETS IN THE U.K.

NAME _____
ADDRESS _____



ET

SALE SALE SALE

New, full spec. devices

DIGITAL MULTIMETER CHIP. Builds into high accuracy dvm or panel meter. Requires additional circuitry. With data and circuit. MM5330 only **£2.99.** Cat. No. 404.

QUANT LED DISPLAY. Common cathode, non-multiquart super 4 digit LED clock display. Lots of other uses too. Only **£2.99** each. Cat. No. 204.

SOUND EFFECTS MODULE. Brand new, designed for spaceman toy. Gives 5 audio/visual programs. Requires 8 ohm speaker (not supplied). **85p.** Cat. No. 108.

SIMULATED LASER CANNON for spaceman toy. LED on moulded 6" lead with mini jack plug. Fits socket of Sound Effects Module. Only **19p** each. Cat. No. 109.

DIGITAL ALARM CLOCK MODULE. Complete with giant 10.7" LED display. Add transformer and switches for complete clock. With data only **£4.99.** Cat. No. 205.

MINI 8 DIGIT LED DISPLAY. 8 digit, 7 segment calculator style display. Common cathode, multiplexed, with 0.1" high digits. **85p** each. Cat. No. 312.

20 KEY KEYBOARDS. Calculator keyboards, excellent key action. 20 keys per board. 2 keyboards for **85p.** Cat. No. 101.

LED DISPLAYS. Red, common anode. 0.3" digits with crisp, bright segments. 14 pin DIL package. Super value at **45p.** Cat. No. 313.

DIGITAL ALARM CLOCK CHIP. MM5316 alarm clock chip. With data **£1.99.** Cat. No. 203.

0.1in LED WRISTWATCH DISPLAY. High brightness display in 'legless flatpack' style package. Requires fairly fine soldering. With data, **39p.** each or 2 for **69p.** Cat. No. 209.

JACK SOCKETS, mono 20p. Cat. No. 707 Stereo **25p.** Cat. No. 708. Excellent value, contacts gold plated for extra reliability.

BRIGHT ORANGE DISPLAY. 9 digit, 7 segment gas discharge display. 0.25" high digits. With data, only **44p** each. Cat. No. 310.

SLIDER SWITCHES. A miniature slide switch with 2 pole change-over contacts. All brand new. **10p** each. Cat. No. 702.

MOMENTARY SWITCHES. Miniature push button switches (spring loaded) with one normally open contact. Super value at **15p** each. Cat. No. 703.

GLIDER VOLUME CONTROL KNOBS to fit 5 or 8mm shafts. State colour required (red, blue, green, white, grey, black). Nice style, only **12p** each. Cat. No. 709.

10 HYBRID CIRCUITS. Now miniature your home produced PCBs with these 10 hybrid circuits, each containing 8 resistors and 8 capacitors. Useful values. 10 hybrids for **32p.** Cat. No. 801.

Untested Items

FLUORESCENT CALCULATORS. Manufacturers rejects. Most repairable but no guarantees. 10 function with full memory. With 'repairing calculator' info. **£1.99.** Cat. No. 107.

LED DISPLAYS (untested - no guarantees). 10 seven segment LED displays 0.127" digits, common cathode. 10 for **£9p.** Cat. No. 311

OBSOLETE LED CALCULATORS. Manufacturers reject pocket calcs. Ideal for breaking for spares. Only **£1.99** each. Cat. No. 104.

POSTAGE AND PACKING, PLEASE ADD 50p (OVERSEAS ORDERS ADD £1.25)

VAT PLEASE ADD 15% TO THE TOTAL COST OF YOUR ORDER (INCLUDING POST AND PACKING)

LOTS MORE BARGAINS IN OUR FREE CATALOGUE. SEND MEDIUM SIZED SAE FOR YOUR COPY

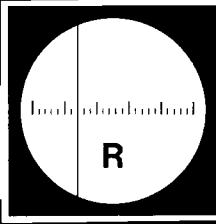
SATISFACTION GUARANTEED ON ALL ITEMS OR FULL CASH REFUNDED

CODESPEED ELECTRONICS, P.O. Box 23, 34 Seafield Road, Copnor, Portsmouth PO3 5JL

RADIATION DETECTORS

QUARTZ FIBRE DOSIMETER

**Recommended for
CIVIL DEFENCE ● FIRE
SERVICES ● MEDICAL ●
HOSPITAL & General use.**



- RADIATION CANNOT BE HEARD, SEEN OR SMELT.
- THIS DOSIMETER WILL AUTOMATICALLY DETECT THE AMOUNT OF RADIATION IN THE AIR.
- UNIT IS SIZE OF FOUNTAIN PEN AND WILL CLIP IN TOP POCKET.
- PRECISION INSTRUMENT, METAL CASE, WEIGHT 40 GRAMS.
- CONTAINS 3 LENSES. ■ RUGGED CONSTRUCTION.
- MANUFACTURERS CURRENT PRICE OF A SIMILAR MODEL OVER £25 EACH.

British design and manufacture. Tested, calibrated and guaranteed. Ex-stock delivery by return.

Be prepared, buy whilst available.

Henry's


Standard model

£6.95 inc. VAT

Post & Packing 60p

Industrial model Q-150R
£10.95 incl. Post Paid

COMPLETE WITH DATA



404 EDGWARE ROAD, LONDON W2 1ED
Tel: 01-723 5095 Telex: 262284 Ref 1400

TTL CMOS 74LS LEDs

LB ELECTRONICS

LINEAR RAMS EPROMS SURPLUS

TELEPHONE: UXBRIDGE 55399

SUPERSALE '81

All full spec. 2114 (450ns) **£1.85,** p&p 25p. 2708 **£2.00** p&p 25p. TEXAS INSTRUMENTS 2716 single reil, full spec. **£5.95.**

NEW FREEDOM PHONE

The completely portable telephone with intercom and sleep paging facility. Range 200 yards **£125 +** VAT p&p **£3.00.** Leaflet available on request (not PO/HO certified).

MK 1002P (dual 128 bit Shift Reg) **35p.**

LM711CH (Voltage Comparator) **30p.**

(All Full Spec)

2526 Character Generator (64 x 9 X) **£2.95 +** data & p&p 25p. MM5240 AA/J Character Generator **£3.50 +** data. p/p 25p.

LEAR SIEGLER dot matrix print-head. 7 needle. **£19.50** p/p 50p.

ZETTLER low profile PCB relay 30mm x 36mm 4 B/6.9v d.c. 2/2.5 amps a.c. contacts. **85p** p/p 25p.

D TYPE CONNECTORS

9 Way: sockets (solder) **55p.**

15 Way: wirewrap plugs only **75p.**

50 Way: skt (wirewrap) **£1.85.**

50 Way: skt **£1.45,** p&p 25p.

25 Way Male to Female with covers plus minimum 1 metre of cable (12 way) **£4.00** each p/p 35p.

25 Way plug (soldercaill). 25 Way socket **£1.20** each.

COVERS

37 Way: **90p** (plastic), p&p 25p.

DISPLAYS

HP 5082 4 digit DIL display full spec **£1.50** each, p&p 25p. Large quantities POA.

MAN 72 7 seg CC **£1.25,** p&p 25p. Burroughs Panalex 9 Dig. + skt and bezel **£1.00,** p&p 25p.

LED 3 Digit DIL **55p,** p&p 25p.

Bowmar 9 digit .1 in LED with red bezel. (As used in calculators). **£1.00 +** 25p p&p.

SUPERSAVER 1

Ribbon Cable Headers 16 DIL Jermyn. gold plated, with cover **45p,** p&p 25p.

Amesley Header plugs. 14 Way **75p.** 16 Way **95p,** 24 Way **£1.60.** (Insulation piercing type) p/p 25p.

Amesley I/O Header plugs. 1in 28 Way **85p,** 48 Way (right-angled) **85p,** 20 Way **£1.00** p/p 25p.

SUPERSAVER 2

Tantalum Capacitors 25 volt. 4.7 uF, 14 for **£1.00,** p&p 25p.

SUPERSAVER 3

PRICE SMASH FND 500 .5in. LED displays, full spec **50p** each, p&p 25p. large quantities POA.

SUPERSAVER 5

Battery eliminator **6VDC 200MA 240V AC** input ideal for calculators, radio, etc., give away price **95p** each. Large quantities P.O.A. p&p 35p.

SUPERSAVER 6

EAO KEY SWITCH oblong fascia. 25mm x 18mm (approx). 18mm hole, fixing supplied, brand new with 2 keys. **£2.95** p&p 25p.

SUPERSAVER 7

SN74116 Dual 4 Bit latch **75p,** p&p 25p.

SN74118 Arithmetic Logic Unit. **80p,** p&p 25p.

SN74194 4 Bit Register. **50p** p&p 25p.

SN74198 8 Bit Shift Register. **75p** p&p 25p.

SUPERSAVER 8

ITT **4x 250b** brand new full spec **£7.50** each p&p 25p.

SUPERSAVER 9

5 digit 7 segment DIL LED .11" displays 4 for **£1.50** p/p 25p.

SUPERSAVER 10

9 way male/female connector. ELCO 8129. 0.1 inch pitch, gold-plated PCB mounting, ideal for bussing two PCBs together. Superb value. **35p,** p&p 25p.

SUPERSAVER 11

74LS266 **50p.** 74LS245 **£2.40.** 74LS240 **£1.00.** 74S260 **35p.** P&P on all above 25p.

SUPERSAVER 12

TMS 3128NC Static shift register. **£1.50,** p&p 25p.

SUPERSAVER 14

Recording Designs Ltd digital cassette deck. 50-100 Baud RS232 240V input. A professional superb deck. **£48.00,** p&p **£2.00.**

SUPERSAVER 15

5K multitrans trimtops, PCB mounting, per box of 14 **£2.50,** p&p 25p.

SUPERSAVER 16

OPTRON OPTO SLOTTED SWITCH (Type OPB-814) **£1.00,** p&p 25p.

LEDs (Full spec.)

TIL209, red **10p.** 0.2in, red **12p.** 0.2in, green **28p.** 0.2in, yellow **28p.**

RL54 red Axial lead. **15p.** P&P on all above 25p.

VERNETRON Ceramic filters type FM4 10 yMHz **45p,** p&p 25p.

TRANSISTORS, BD236 **40p,** BC183L **10p,** BF195 **10p.**

TBA 810S, with data, **85p,** 4-way DIL switches, **75p.** MC1303 Dual Stereo preamp with data, **£1.25.**

7in. Nylon cable ties 100 for **£1.50.** All p&p 25p.

NEW SN76477 (Yes, back in stock). Sound Generator IC (Train, plane, explosion, laser gun, etc.), with data **£3.25,** p&p 25p.

PCB KEYBOARD, 65mm x 82mm. 18 key Clickers less Key tops, ideal Hexadecimal use **35p,** p&p 25p.

CAPACITOR SCOOP. 1.600uF at 10v, 160uF at 25v. Axial lead. 2 dozen for **£1 +** 25p p&p.

DON'T KILL YOUR EPROMS. Augat 24 Way low profile socket. Solid gold pins. A superb socket. Leave your eproms in them for programming or usage to prevent breaking off pins. Only **40p** each, p&p 25p.

GIVEAWAY

22 pin low profile diil socket, gold plated.

12p EACH

p&p 25p

Just arrived. ITT 2082 Data Modem. Brand new and boxed, with manual. 600/1200 Baud. Data Modem to CC ITT. V24/RS232C. Channel centre frequencies 1300 and 1700Hz (600 Baud) or 1300 and 2100Hz (1200 Baud). Synchronous or asynchronous operation over 2 or 4 wire, switch or dedicated lines, built in self and lines test functions. Some of the best equipment we have ever obtained. **£115.00** each, p&p **£3.00.** (Fraction of original cost).

IC HOLDERS (Low-profile)

8 DIL **12p** 14 DIL **15p**

16 DIL **17p** 18 DIL **20p**

22 DIL **28p** 24 DIL **35p**

28 DIL **45p** All p&p 35p

WE STOCK a vast range of TTL, CMOS, some 74LS. MINIATURE TOGGLES, etc.

PSUs. We have a large stock of power supplies at very realistic prices (callers).

RELAYS

Banor resettable double pole changeover 12V **£1.** Both p&p 25p.

CIRCUIT BREAKERS

JUST ARRIVED - PCB 008 OSCILLATOR Containing 1 NPN transistor, 1 resistor, 1 transformer and PP3 battery connector. 30mm x 20mm (approx). **25p** each. 5 for **£1.** p/p 25p. PCB 009 1 x CD4069, 1 x CD4011. 5 transistors, 7 capacitors. 12 resistors, 1 diode. 45mm x 55 mm (approx). **45p** each. p/p 25p.

CENTRONICS 101A Dot Matrix printer. Fully overhauled. **165** char/sec. **£450.00** inc. VAT. Carriage at cost. As above dual headed **300** char/sec **£850** inc. VAT.

C.P.U. TYPE 10860. These devices are brand new, supplied with comprehensive, data sheet for experimental use or hang them on your Christmas tree! 4 for **£1.** p&p 25p.

ICL POWER SUPPLY (exchange units) 240V AC input. Output +24V at 2 amps DC, -24V at 2 amps DC (adjustable to 12V) +5V at 4 amps DC -100V DC and 6.3V AC.

Terms cash with order (official orders welcomed from colleges, etc). All enquiries s.a.e. please. All prices inclusive of VAT, unless otherwise stated. Postage as shown per item.

FOR THE PROFESSIONAL USER. CP Clare Keyboard switches with buttons (blank) **65p** each p&p 25p.

BURROUGHS keyboard, 96 key station. On-board crystal and TTL. Brand new and boxed. **500mm x 190mm.** At the time of advert no data. No keytops at all. Clare pender. Reed switches. Bargain **£12.00** each, p&p **£1.50.**

PLEASE DO NOT ORDER GOODS FROM OLD ADVERTS. PHONE BEFORE ORDERING.

SURPLUS STOCKS PURCHASED FOR CASH



LB ELECTRONICS
11 HERCULES ROAD
HILLINGDON, MIDDLESEX
UB10 9LS, ENGLAND
All enquiries s.a.e. please
Telephone answering machine
service out of business hours.

New retail premises. now open
Mon. Tues. Thurs. Fri. and Sat.
9.30-6.00 Lunch 1-2.15 week-
days. Closed all day Wednesday.
We are situated just off the A40
opposite Master Brewer.

ALL PRICES INCLUSIVE OF VAT

UXBRIDGE 55399

All components full spec.

AUTOMATIC FREQUENCY ANALYSIS

Microprocessors have revolutionised test instrument design. Morris Stanley of SE Labs (EMI) describes the use of new techniques to produce a fully automatic frequency response analysis system for state-of-the-art dynamic analysis.

In almost every field of industrial and scientific research, design, manufacturing and field site maintenance, it is necessary to measure, accurately and easily, the dynamic performance of components, modules and complete systems. Dynamic is defined here as the response of the device under test to signals (self-generated or externally applied).

The ratio of output signal to input signal (expressed as both ratio magnitude and ratio phase) at all frequencies of interest, is the transfer function of the device under test.

Time Domain Techniques

Considering Time Domain Techniques, the data may, in special cases, be inferred indirectly from response observations made in the time domain ie by applying an accurately known complex signal (eg a near ideal unit pulse) and comparing the resultant output with the input using an oscilloscope or a fast chart recorder (Fig.1). However, in addition to the heavy computational and interpretive burdens the technique imposes on the user, its accuracy and validity are severely limited, in practice, by the masking effects of noise (Fig.2). Moreover, it rarely provides sufficient resolution (of raw data) to reveal small but highly significant resonances (glitches) or similar second-order anomalies. Therefore, it is generally agreed that Time Domain response testing is at best a qualitative technique — even considering the merits of the new digital oscilloscopes. Precision does not, after all, eliminate anomalous signals.

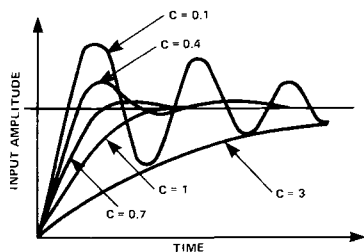


Fig.1 Ideal system responses to unit pulse showing various damping factors.

In another, far more complex use of the Time Domain for transfer-function and related testing, the complex input signal applied is a known pseudorandom sequence, single level (binary) or multilevel. The delays and/or level shifts recorded at

the output can be correlated with the input signal to reject noise and other anomalies and can be made to yield the transfer function data required. However, this information can only be obtained after extensive (and expensive) computer manipulation. Pseudorandom testing is chiefly of historical interest now.

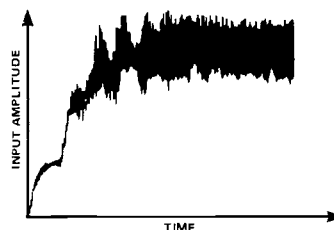


Fig.2 Typical system response to a unit pulse.

Frequency Domain Techniques

Far more useful results are obtained when some form of frequency domain testing (ie obtaining the frequency response) is performed. In this approach, the instrumentation yields data that represent, more or less completely and accurately (depending on the technique selected), the Fourier spectrum of the transfer function. This may be used in several different ways, such as the Bode plot or a Nyquist or Nichols plot (Figs 3,4,5) — or to implement the Evans root-locus approach. To be useful

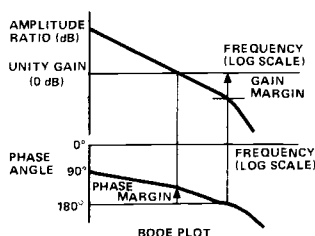


Fig.3 Bode plot.

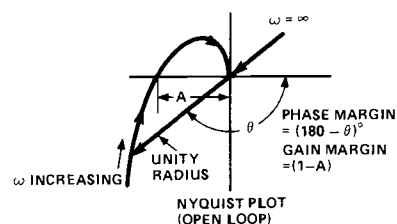


Fig.4 Nyquist plot.

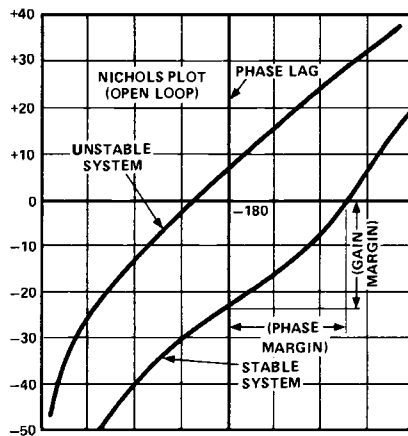


Fig.5 Nichols plot.

and informative, the transfer function must be expressed in both magnitude of ratio and phase.

Various techniques are currently available for making such measurements and before proceeding further, two additional introductory observations can be made. First, these techniques are equally useful in measuring the dynamic behaviour of all kinds of physical systems. Because all the instrumentation available today is electronic, it is frequently necessary to use one or more transducers in the measurement set-up: accelerometers, tachometers, position sensors, temperature sensors, chemical cells, load cells, etc. In every such instance, it is necessary to know the transfer function of the transducer (either to correct for it in response calculations, or to be certain that it may safely be ignored) and it is equally necessary to calibrate the transducer independently and accurately (usually by using the same instrumentation).

Finally, to comment on the wide range of needs and capabilities of those who use dynamic analysis. The maintenance technicians who perform pre-flight 'depot' check-outs on control systems for supersonic fighter aircraft work to a very different time scale, have totally different information needs and generally have very much less mathematical capability and theoretical intuition than did the scientists and engineers who originally designed those systems in the relatively serene and convenient environment of a laboratory. To be efficient, the depot system must be highly automated and fully pre-programmed; to be effective and equal to every research and design task, the laboratory system should be as versatile, and as responsive to creative manual programming, as possible.

The Classic Approach : FRA

In practice, the most direct, accurate and convenient method of measuring the transfer function of any circuit or device (or, indeed, of simply measuring the Fourier spectrum of any signal with respect to a reference signal) is shown in Fig.6. This is the basic block diagram of any frequency response analyser, regardless of how the individual blocks may be implemented. A sine-wave signal of high purity and stability, programmable in both amplitude and frequency, is generated in the FRA and fed to the device under test. In open loop testing, the sine wave signal is simply applied to the input terminals. In testing a closed-loop system, the signal may be inserted at any convenient point in the loop, in series with the normal signal path or at a summing junction. In the simplest applications, only one of the two correlators is used. These are applications in which the transfer function to be measured is the one between

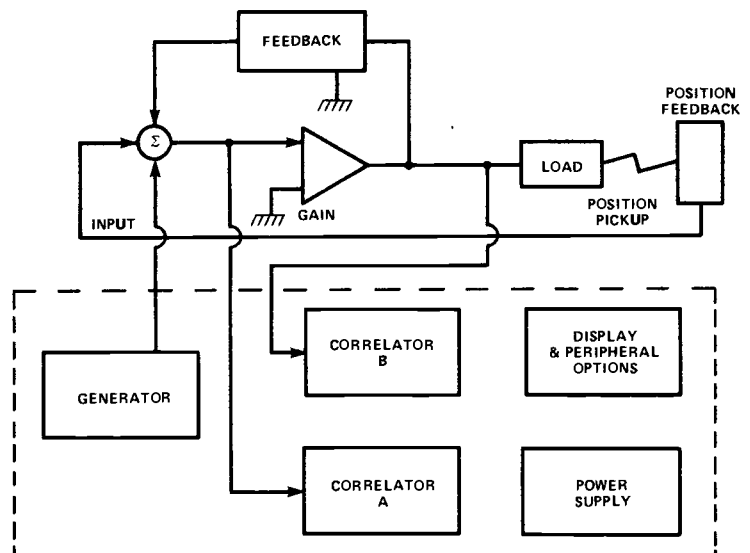


Fig.6 Typical FRA system.

the input-signal interface and some other point in the device under test. In other important applications, both correlators must be used, because what is wanted is the transfer function between two points in the system, neither of which is the point of introduction of the test signal.

Correlation

It may be appropriate at this point to consider correlation in a little more detail. A correlator is defined as a circuit that has the ability to accept a signal of any kind (within its ratings) and extract from that signal only that part of it that corresponds exactly in frequency to a reference signal (also fed to the correlator). The correlator then produces two outputs — (1) a signal proportional to the in-phase component of the ratio of input amplitude to reference amplitude and (2) a signal proportional to the quadrature component of that ratio. From these signals, it is easy to compute the corresponding magnitude and phase values.

Perhaps the simplest way to think of a correlator is that it is a nearly-zero-bandwidth (very high Q) phase-sensitive detector. In fact, analogue correlators are just that and were originally called "synchronous detectors". In modern FRAs the technique used to obtain correlation is actually a digital computation that applies a simple algorithm to digitised samples of the input waveform and to known digital values of the reference waveform — but the effect is the same. The digital synthesis of the correlation integral merely optimises the performance of the correlator at significantly lower cost that would be possible by any comparably efficient analogue circuitry.

Cross Correlation

When two correlators are used, they are interconnected in such a way as to produce 'cross-correlation', ie to produce amplitude and phase (or in-phase and quadrature) signals proportional to the ratio of the two correlator inputs, having rejected all input components that do not correspond to the reference signal frequency.

The Correlation Integral

There is no doubt that the heart of any FRA is the correlator. Programmable wide range signal generators are straightforward enough and are not new in the art, but creating a fast, high performance, wide dynamic range correlator can present a

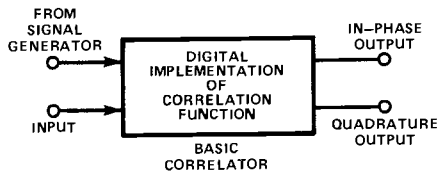


Fig.7 Basic correlator.

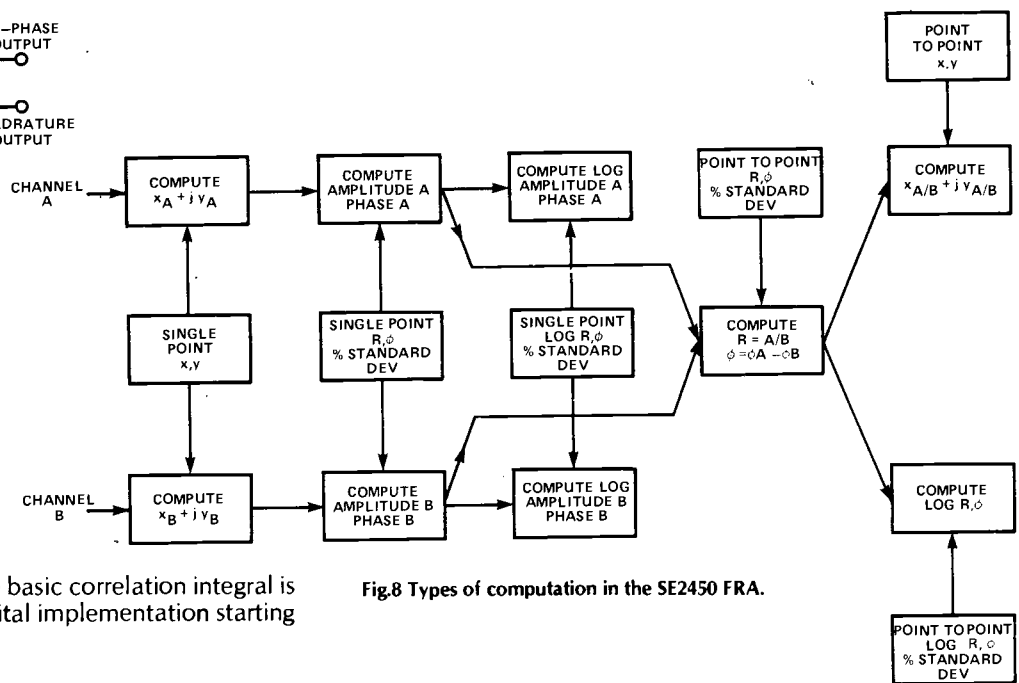


Fig.8 Types of computation in the SE2450 FRA.

formidable design challenge. If the basic correlation integral is examined, the algorithm for its digital implementation starting with;

$$X_a = \frac{1}{nT} \int_0^{nT} V_{max} \sin(\omega t + \theta) + \sin \omega t dt$$

$$Y_a = \frac{1}{nT} \int_0^{nT} V_{max} \sin(\omega t + \theta) + \cos \omega t dt$$

Where X_a = real part in volts
 nT = integration time
 Y_a = quadrature part in volts
 V_{max} = peak of correlator input signal
 θ = phase shift of correlator input signal relative to generator output

Let a,b,c,d,e, . . . etc be the values of $\sin \omega t$ for t_0, t_1, t_2, \dots, T , and let A,B,C,D,E, . . . etc be the values of $\sin(\omega t + \theta)$ for t_0, t_1, t_2, \dots, T then,

$$X_a = \frac{1}{nT} [\Sigma aA + bB + cC + dD + \dots]$$

As so often happens, we find that digital computation of a complex mathematical function is reducible to what has called a 'thundering redundancy' of 'fetch . . . multiply . . . add . . . fetch . . . multiply . . . add,' many times, as fast as possible. Trigonometric functions are reduced to table look-ups and vector matrices are all essentially boring variations on 'fetch . . . multiply . . . add'. It is in the critical implementation of the analogue A/D and the elegant reduction of the logic to minimal hardware that a design competence shows through; and, for the latter, we can consider the computations made in this latest Frequency Response Analyser, the SE Laboratories 2450. These computations are shown in detail in Fig.8.

Automating Frequency Response Analysis

The advent of the microcomputer has made it possible to automate not only the measurement process, but also the programming of specific tests at the operator or system interfaces. Fig.9 shows how the new FRA utilises such a system. The tasks performed by the microcomputer include:

- Translating keyboard commands (typically, a single keystroke, plus a single numerical value) into all of the internal functions required to set up a test-mode format.
- Generating a display that presents the formatted test conditions to the operator at any time he requests them.
- Providing cursor-linked guidance for the operator to speed and simplify the manual input of test parameters and conditions.
- Providing error detection, default (fallback) conditions and self-checking services.
- Controlling the signal generator during performance of the test run; frequency; amplitude; starting angle; number of cycles; DC bias (offset).
- Automatically executing harmonic analysis when so commanded on a specified harmonic (up to the 15th).
- Synchronising the FRA's signal generator to an external source when a standard option is installed.
- Executing the correlation computations.
- Ranging the correlators and generating (or compensating for) offset at the correlator inputs as commanded.
- Executing statistical computations when commanded.
- Scaling and/or converting the results to the selected units and generating result displays.
- Storing sets of results and displaying them, as commanded, in convenient page formats.
- Storing test conditions and parameters until no longer needed.
- Providing a full parallel standard IEEE 488 (1978) interface with external peripherals and/or external controller, calculator, or other CPU, when a standard option is installed.
- Providing a two-way RS232 serial interface — eg for teletypewriters or modems, when a standard option is installed.
- Controlling an external digital X-Y plotter, when a standard option is installed (provided that the IEEE 488 Interface option has also been installed).

The advantages of comprehensive internal automation of an instrument as sophisticated as the SE Labs model 2450 are not, perhaps, fully evident at first glance; but they become increasingly apparent as the various operating modes and design features are utilised. It is interesting to note that a typical non-automated FRA of roughly comparable range and facilities has more than sixty front panel controls and no interactive means of guiding the operator during set-up.

Simplified Programming For ATE Systems

To the designer of large Automatic Test Equipment systems, in which the automated FRA may be but one of several instruments, the advantages of its comprehensive internal

FEATURE : Automatic Frequency Analysis

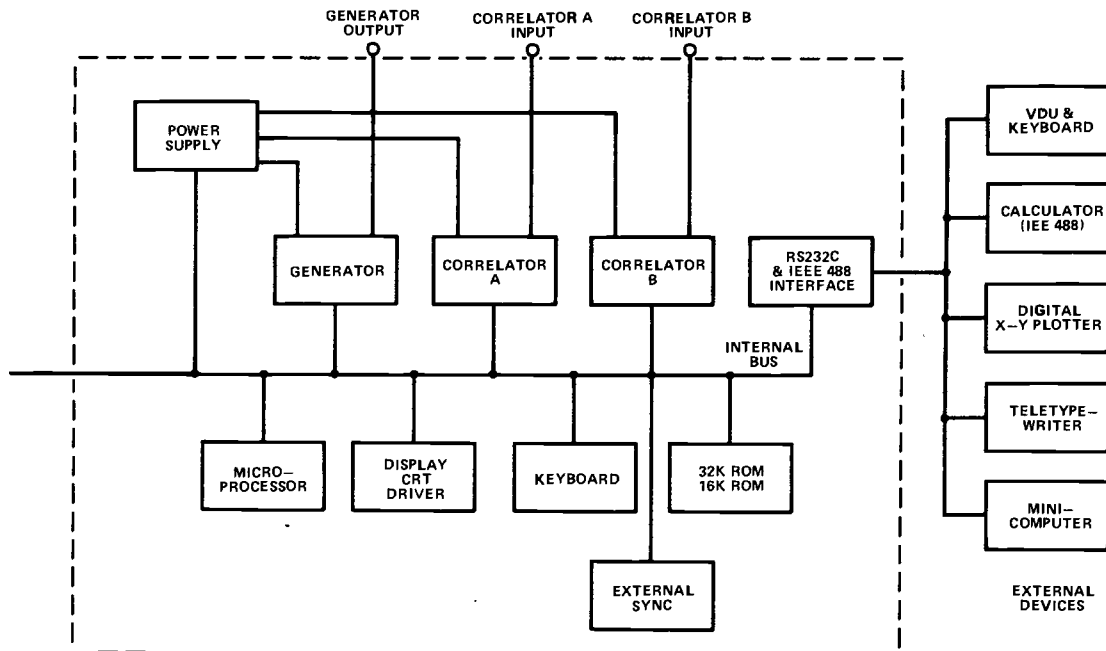


Fig.9 An automatic frequency response analyser SE2450.

automation appear most impressively as substantial simplifications in programming. Just as the microcomputer makes it easy to set up a complex test run manually with perhaps 15 or 20 keystrokes, so it also simplifies the software required to command such a test via the system bus. It is never safe to generalise about software tasks, but one can observe that program generation for the 2450 is often an order of magnitude simpler and faster than it is for less 'intelligent' instruments and the interactive display of such a system as the SE2450 is always ready to help verify, edit, detect errors, etc., without external program-checking instrumentation.

Major System Specifications

By appropriate keystrokes, one may call into service either of two modes, spot frequency or sweep frequency. The generator frequency can be selected anywhere in the range from 0.0001 Hz to 10000 Hz, a ten million to one range, with a resolution of one part in 9999. The RMS or peak amplitude of the signal may be programmed to any value between 1 mV and 9V99. The operator may choose high-purity sinusoidal, precise triangular, or precise square waveforms, all of which are digitally generated with a resolution of 1024 steps per cycle and with essentially glitch-free transitions. The waveform generator may be selected to start at 0°, 90°, 180°, or 270° of its normal cycle. A DC bias (offset) voltage may be added to or subtracted from the generated waveform. Any bias voltage may be called for in the range from -9V98 to +9V99 in 10 mV steps.

The input sensitivity of the correlator(s) in use may be allowed to autorange, over the entire rated and usable sensitivity range of 250 mV to 1000 V, RMS or peak; or it may be manually set to any one of the following nominal ranges: 50 mV/500 mV/5 V/500 V, RMS or peak. If the signal fed to the correlator is less than 5% of nominal range, the diagnostic legend 'underrange' will appear and computation will stop. If the signal rises above 200% of manual selected range, the instrument will revert to automatic ranging. If the correlator input rises above 500 V on the top range, the diagnostic legend 'overrange' will appear and the computation will stop. The

number of cycles over which the measurement is made may be specified by keyboard entry at any value from 1 to 9999, improving the results by integration of the noise over more and more cycles.

If harmonic analysis is required, the number of the harmonic to be measured is specified, from two to 15, by keyboard entry and the specified measurement is made at that harmonic frequency, with the system excited at the fundamental frequency. In the sweep frequency mode, the SE 2450 actually performs a sequence of spot-frequency measurements, over a specified frequency range, with a specified number of frequencies. The instrument may be programmed to sweep either up or down, the spacing of frequencies specified as linear (equal spacing) or logarithmic (a constant ratio of each frequency to the preceding frequency). The 2450 automatically computes the test frequencies that will yield the desired spacing and on command the test proceeds automatically. The results of each of the individual tests made in the sweep frequency mode are stored and reported on a maximum of 10 pages of data, 12 results per page, consecutively numbered.

The form in which the test results are computed and expressed may be selected from: cartesian (real and imaginary terms of the output-to-input ratio, or $a + jb$); polar (magnitude and phase angle of the output-to-input ratio, or R, ϕ°); or log-polar ($\log R$, expressed in dB and phase angle ϕ°).

There is no doubt that the frequency-response concept is a useful and powerful tool for all aspects of engineering and as Alistair G.J. Macfarlane rightly pointed out in his paper to the IEEE (1), this form of measurement enables engineers to quickly and fluently communicate to each other the essential features of a feedback control situation. The SE Laboratories new frequency response analyser is certainly the first major step forward in producing a truly automatic system that will contribute to the future development of feedback and control.

Reference.

(1) Alistair G.J. Macfarlane, IEEE press 1979 Frequency-Response methods in control systems.

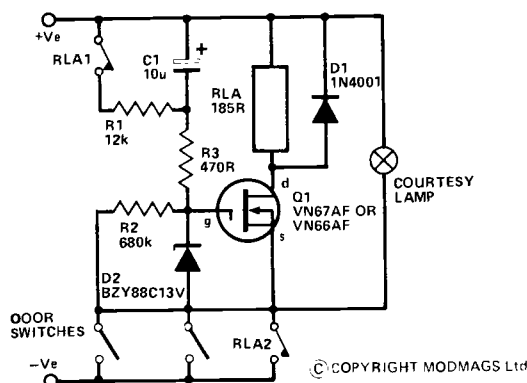
SPOT DESIGNS

Courtesy Light Timer

This courtesy light timer switches on the courtesy light of a car for a nominal period of 30 S after one of the car doors is opened, but the length of the switch-off delay can be altered to suit individual requirements. The circuit has been designed for use with 12 V negative earth electrical systems, but it is easily modified for use with positive earth systems.

One of the door switches closes if a car door is opened and this connects power to the courtesy lamp and to the timer circuit. As C1 will be totally uncharged at switch-on, it takes the gate terminal of VMOS transistor Q1 fully positive. This biases Q1 hard into conduction so that it operates the relay which forms its drain load. Make contacts RLA2 then close and connect power to both the courtesy light and the timer circuit. These both remain operational, therefore, even if the car door is closed. RLA1 is a break relay contact and this opens so that C1 is free to charge up by way of R2.

After approximately 30 S the charge voltage on Q1 reaches almost the full supply potential and the gate potential of Q1 drops to the point where this device switches off and deactivates the relay. RLA2 then opens again and the courtesy light and timer circuits are switched off. RLA 1 closes and rapidly discharges C1 through R1 so that the unit starts a new timing run when it is activated again and no residual charge is left on C1 (which would give a shortened timing period).



The length of the timing period is proportional to the value of R2 and is, therefore, easily modified if necessary. The circuit should function correctly with positive earth systems provided the door switches and RLA2 are connected in the positive supply lead rather than in the negative one. D2 and R3 are to protect Q1 against an excessive input voltage if the supply should go above 15 V. D1 is the usual protection diode for a highly inductive load in a semiconductor circuit.

DORAM

Fitzroy House, Market Place,
Swaffham, Norfolk, PE37 7QH.

PROJECT PACKS

200W Disco Power Amplifier (81082)	£20.85
Pools predictor (79053) . An analogue computer that may win you a fortune	£8.15
Talk Funny (80052) . A ring modulator circuit that produces very strange results when fed with a human voice	£9.60
Pest Pester (80130) . An electronic insect repellent	£2.35
Steam train sound effects (80019) . Simulates the sound of steam and whistle	£6.50
Electronic Nuisance (80016) . Makes an annoying noise, but only in the dark!	£3.85
Cackling Egg timer (9985) . An egg timer with a difference, it clucks like a hen	£3.85
Chorosynth (80016) . A cheap mini synthesizer. Send for details	£57.90
Elektr Vocoder (80016) . The first Vocoder designed to be built in kit form, 10-channel modulator construction	£162.50
Analogue Reverberation Unit (9973) . Uses a SAD 1024 which can produce a delay up to 100mS	£27.70
Guitar Preamp (77020) . With three tone controls	£6.50
Transistor Curve Tracer (80128) . Interface with your scope to display Ic/Vce characteristics on the screen	£2.40
Linear Thermometer (80127) . Simple but effective meter reading thermometer using a diode as sensor	£13.45
Precision Power Unit (80514) . Produces accurate reference voltages at presettable current limits up to 2 Amps	£48.65
Top-preamp (80031) Mini, all IC preamplifier for use with most power amplifiers	£34.40
Programmable Slide Fader (81002) . Mixes audio signals on tape with operation of two slide projectors	£46.50
Stereo dynamic Preamp (80532) . A low noise high quality disc preamplifier	£5.20
STAMP (80543) Super tiny amplifier with up to 1 Watt output	£3.75
Transistor Ignition (80082) . The most significant advantages of other systems combined in one	£20.45
Dipstick Probe (80102) . Direct warning of high oil temperature. State long or short dipstick required	£11.25
Intelligent Wiper Delay (80086) . Can be set to produce delayed wipes at any predetermined interval	£15.85
Fuel Economiser (81013) . Audible guide to cheaper driving	£8.05
Mini Mixer (81068) High quality stereo mixing unit	£37.50
High Com (81103) . New generation of noise reduction system	POA

Send 40p for catalogue

Our Project Packs include the electronic components, the PCB, sockets and solder together with assembly instructions. Cases, knobs etc can be supplied as extra items if required. This is only part of our wide range of projects. See our catalogue for details of other projects that we can supply. You can also ring our number between 12.30 p.m. and 1.30 p.m. any weekday for a recorded announcement of any new items we have available.

To order send cheque or postal order + 40p P&P to DORAM ELECTRONICS LTD. All prices include VAT
a de boer company Telephone: (0760) 21627 Telex: 817912

BELLE VUE RADIO AND ELECTRONICS EXHIBITION

IN THE LANCASTER HALL
ON SUNDAY, MARCH 29, 1981

Doors open at 11 a.m.

The North's Premier Amateur Radio and Electronics Event features:

Inter-Club Quiz
Construction Contest
R.S.G.B. Bookstall

Grand Raffle
Amateur Computer
Stands

Radio Society's
Stands and Trophy
Morse Code
Challenge

Home Office and Raynet Stands

Traders Stands who have booked space:

EUROVA LTD.
M. & B. RADIO
J. BIRKETT
THE AMATEUR RADIO SHOP
RADIOTRONICS
LOWE ELECTRONICS LTD.
BREDHURST ELECTRONICS
CRAFTY ELECTRONICS
S.M.C. (JACK TWEEDY) LTD.
J.M.G. ELECTRONICS
SOTA COMMUNICATION
SYSTEMS LTD.
AMATEUR RADIO
EXCHANGE
RICHARD WHITE
JOHNS RADIO
N.W. REPEATER GROUP
(BRING & BUY)
S.G.S. ELECTRONICS

GH2 ENTERPRISES
WILSONS VALVES
MECHANELEC LTD.
W. H. WESTLAKE
D.S. ELECTRONICS
MICRODIGITAL LTD.
ARROW ELECTRONICS LTD.
TELECOM
ROYD ELECTRONICS
F. R. GALKA
CONTOUR ELECTRONICS
TANDY CORPORATION
(U.K.)
ACE MAILTRONIX LTD.
SOUND SERVICE
MARCO TRADING
MINICOST TRADING LTD.
JEWELL & POWERS


Belle Vue has ample car parks

F.M. Talk-in on GB3NRS and G8NRS/A on 145MHz Chs S22, R₂ - R₆
and on 433 MHz Chs SU8, RB4 and RB14

ADMISSION 40p—BY RAFFLE TICKET AND EXHIBITION PLAN

ENTER AT REAR OF BELLE VUE
OPPOSITE MAIN CAR PARK
OFF HYDE ROAD A57

HIGH QUALITY/LOW COST KIKUSUI 5520 20MHz SCOPE ONLY £230+ VAT - FREE DELIVERY



- 20MHz. 5mV **5X MAG** 1mV. 10MHz
- One Touch X-Y Operation
- TV Sync. Separator (Trigger)
- Single Sweep Function
- High Brightness CRT

VERTICAL AXIS 1-2-5 sequence
11 ranges
SENSITIVITY 5 mV ~ 10V/DIV
(within ± 5%)
(WITH 5X MAG.) 1 mV ~ 2V/DIV
(within ± 5%)
FREQUENCY RESPONSE DC
(AC 2Hz) ~ 20MHz (-3dB, 8DIV)
(WITH 5X MAG.) DC (AC 2Hz)
~ 10MHz (-3dB, 8 DIV)
RISE TIME Approx 17.5nsec
(20MHz) Approx 35nsec
(10MHz)
INPUT IMPEDANCE 1M Ω
± 2%, 30pF ± 2pF
INPUT COUPLING AC, DC or
GND
OPERATION MODE CH1, CH2,
DUAL X-Y (DUAL automatic
switching ALT and CHOP)
CHOP FREQUENCY Approx
200 kHz
* HORIZONTAL AXIS 1-2-5
sequence, 20 ranges

SWEEP TIME 0.4µsec/0.5sec/
DIV (within ± 5%)
(WITH 5X MAG.) 0.04µsec/0.1
sec/DIV (within ± 5%)
SWEEP STOP Sweep stops and
TRACE REMAINS SWEEP MODE
X-Y mode (CH1, X axis)
SENSITIVITY 5mV ~ 10V/DIV
FREQUENCY RESPONSE DC
(AC 2Hz) ~ 1MHz
INPUT IMPEDANCE 1M Ω
± 2%, 30pF ± 2pF
X-Y PHASE DIFFERENCE within
3° at 50kHz
* TRIGGERING
TRIGGER MODE AUTO, NORM.
SINGLE TV
TRIGGER SOURCE INT EXT
COUPLING AC and DC
POLARITY "±" and "L"
* Z AXIS
SENSITIVITY 3Vp-p (Trace
becomes brighter with negative
frequency response DC ~
5MHz

INPUT RESISTANCE Approx
10kΩ
* CALIBRATION VOLTAGE
WAVEFORM Square wave,
Approx. 1kHz
OUTPUT VOLTAGE 1Vp-p ± 3%
* CRT
TYPE 5-inch round-type
PHOSPHOR 8311 (Green)
ACCELERATION VOLTAGE
Approx 2kV
EFFECTIVE AREA 8 DIV ×
10 DIV (10DIV = 9.5mm)
GRATICULE ILLUMINATION
Brightness is continuously
variable
* POWER REQUIREMENTS
AC LINE VOLTAGE 100V, 110V,
120V, 220V, 230V, 240V, ± 10%
FREQUENCY 50/60Hz
POWER CONSUMPTION
Approx 40VA
* MECHANICAL
SPECIFICATION
MAXIMUM DIMENSIONS
250W × 210H × 435D mm
WEIGHT Approx 8 kg (17 lb.6)

TELONIC/BERKELEY U.K.
2 Castle Hill Terrace, Maidenhead, Berkshire SL6 4JR
Tel: Maidenhead (0628) 739333 Telex: 849131 (TELBER G)

Orders to Telonic Berkeley UK

Please send me 5520 Scope(s) at £264.50 incl. VAT at 15% I enclose PO/Cheque

for or debit my Barclaycard/Access Card No.

Name (print) Signature

Address

Tel No

<p>MOTORS: 1.5V Motor models 22P, Sub. min. "Big back" 115V DC 3 rpm motor 35p. Reconditioned 8 track 12V DC motor 55p. 115V AC 4 rpm motor 85p. 9V DC Cassette motor 95p. 6V Cassette motor, new standard jsp. type £1.25.</p>	<p>S.W.A./FIELDSTRENGTH + POWER METRES. S.W.R. 1:1 to 1:3. R.F. power 0-100 watts frag. range 1.5 MHz to 144 MHz. 1.52 (4) IMPEDANCE PL256 terminations size 8" × 2" × 2" £2.95. JACKSONS CDS 50 PF variable tuning condensers. Standard 1/4" spindle. 50p each.</p>	<p>SPECIAL OFFER DEC TYPE BREAD-BOARDS. Micro DEC "A" with 2 16 pin DIL carriers £3.95. Approximately half original selling price.</p>	<p>MOTOROLA PIEZO ELECTRIC TWEETERS 3" direct radiating type £3.85</p>	<p>TRANSFORMERS. All 240V DC primary (postage per transformer is shown in brackets after price). MINIATURE RANGE 6-0-6V 100ma. 9-0-9V 75ma. 12-0-12V 50ma all 75p each (15p). 12V 200ma 75p (15p). 0-5-0 200ma £1.20 (20p). 6V 500ma £1.10 (22p). 12V 2A £2.35 (45p). 12-0-12 2A £2.75 (55p). 15-0-15V 1A £2.25 (45p). 30-0-30V 1A £2.85 (55p). 20-0-20V 2A £3.65 (55p). 0-12-15-20-30V 2A £4.75 (55p)</p>	<p>KRT101 M/Meter. 1,000 opv. 1KV AC/DC Volts. 150ma DC current. Resistance 2.5k. 0-100K. £4.35.</p>
<p>BUZZERS. Miniature solid state type. 2 voltages available. 6 or 12 vdc 150p each. 12V DC 100mA 50p. 300mA 65p. Cartridge 12V DC Miniature alarm sirens £7.65. 12V DC SIREN. All metal rotary type. High pitched wail. £3.50. Rotary alarm sirens. 12V DC. red plastic with mounting bracket. 80 × 75mm £4.50.</p>	<p>TDDLS. SOLDER Sucker. good suction. before nozzle. £4.90. Solder cutters 5" £1.45. Pliers 5" £1.45. MEGA DRIVER 8" LONG 50p. MIYAMA 16 pin IC TEST clip. £1.65. 9 PIECE precision screwdriver sets. Individual handles. £1.95. JUMPER TEST LEAD SET 10 pairs of leads with insulated crimps each end 50p. CORROSION TROOL. a combination type for crimping red, blue and yellow terminations also incorporates a wire stripper (8 gauges) and wire cutter. Insulated handles. only £2.30.</p>	<p>SUNPLUS P.C. BOARD with 15 C106 8 CR. 4 4 read relays. 22 numbered transistors, various diodes, resistors, etc. £1.10.</p>	<p>PIEZO TWEETERS. require no crossover and can be used with systems up to 100 watts. Frequency response 3.8 to 20KHz.</p>	<p>TRIAC XENON PULSE TRANSFORMERS. 11 (6P) spindle 32p. 11 plus 1 sub. min. pcb mounting 65p.</p>	<p>NH55 M/METER. 2,000 opv. 1KV AC/DC Volts. 100ma DC. Resistance D-10K. D-1 MEG. £5.50.</p>
<p>RELAYS. 2 types both operate on 12V DC. sealed plastic case types. 1-350 ohm with 2 make 5 amp contacts 75p. 2-1,000 ohm with 2 changeover 1 amp contacts 75p.</p>	<p>MICROPHONES. Min. Tin pin. Dnl. case dual cell battery (supplied) £4.95. Low cost condenser ECM105 Omel. 600ohms. on/off switch standard jack plug £2.95. EM507 Condenser. mil. 600ohms. 30-18kHz. highly polished metal body. £7.95. EM704 stereo condenser mks. 10W-DIR. 600ohms. 50-18000 Hz. lateral wobblehead. 212 m/m long £12.25. EM506 Condenser. cartiled. mil. 600ohms or 50k. heavy chromed copper case. £12.95. DYNAMIC P.A. Mks. mobile radio etc. (thumb switch 50k imp. £3.75. CASSETTE replacement microphone with 2.5/3.5 plugs. £1.35. INSERT crystal replacement 35 × 10mm 40p. BRUNING Electrol locs. with built in FET preamp 3.6V DC. £1.90.</p>	<p>COPPER LAMINATED PRINTED CIRCUIT BOARD. Fibreglass Single Sided type (approx. 2mm thick) 150x150mm 40p. 200x90mm 55p. Double-sided Fibreglass 1mm thick. 180x135mm 45p. PAKALIM BASED TYPE: (2mm thick). 180x135mm 40p. 280x200mm 50p.</p>	<p>SUPER HORN version. Rush Range 3 1/2". £4.50.</p>	<p>FINN HEATSHIMS. Supplied undrilled 4mm thick. 27mm high. 75 × 124mm 50p. 150 × 124mm 95p. Smaller version 2.7mm thick. 75 × 100mm 40p. TRANSISTOR SOCKETS T05 or T08 9p each. T03 type 15p each.</p>	<p>VERO HAND HELD BOX. White ABS. 24in × 3.7 in taper end, with screws 60p each.</p>
<p>SPECIAL OFFER SEMICONDUCTORS. 2N652 30c. 18p. AT504 40p. 2N29. CA3130 95p. CA3220 45p. TDA1151 25p. 741 22p. 723 35p. NE555 24p. NE556 50p. CD4069 15p. M4005 10 for 35p. 80238 28p. 80438 28p. 7415 35p. ZM414 75p. MINI3A 3mm LED displays 45p. Mks. LD13 30p. LEDS 0.2" CLEAR 15p. GREEN 12p. RED 10p. Infra-red clear LED 30p. MP1131 10p. 40p. 200ma. 375mW 15p. 2N3773 £1.70. Texas R1038 (T03) Power Trans. 50p. TAB4443 SCR 45p.</p>	<p>SLIDE SWITCHES all DPDT 15 × 8 × 13mm 10p. 15 × 11 × 3mm 15p. 22 × 13 × 6mm 12p. 22 × 13 × 8 centre off 14p. Multiple slider double action (12 lugs) 29 × 9 × 11mm 25p.</p>	<p>TAPE HEADS. Mono cassette. £1.75. Stereo cassette £3.90. Standard 8 track stereo £1.95. 85W MM 1330 1". track 50p. BSR SP190 4 track £2.10. T010 dual head assembly 2 heads both 1" track 8" P/P with built in erase £1.25.</p>	<p>ALUMINIUM PROJECT BOXES. 18 S.W.G. with fitted lid and screws. AB1 3 × 2 × 1 50p. AB2 4 × 3 × 1.5in 62p. AB3 4 × 3 × 2in 65p. AB4 6 × 4 × 2in 74p. AB5 6 × 4 × 3in 82p. AB6 6 × 6 × 2in £1.05. AB7 8 × 6 × 3in £1.25.</p>	<p>PROJECT BOXES. Sturdy ABS black plastic boxes with brass inserts and lid. 75 × 56 × 35mm 65p. 95 × 7 × 35mm 75p. 115 × 9 × 37mm 81p.</p>	<p>Y N360 M/METER. 20,000 opv. 1KV AC/DC Volts. 250ma DC. 4 resistance ranges to 20 Meg. also has built in transistor tester with leakage and gain ranges £12.50.</p>
<p>NEW STOCK ITEM - We are now stocking Expa mini hand-held drills, these are a precision 10mm made tool. Ideal for P.C. board drilling, metal nutters etc. They operate on 12V DC. Drill bit supplied in plastic blinged case, with drill and 21 accessories. drills, sanders, reamers, buffers, etc. complete kit only £14.25. Drill only £7.25. 90W stand to suit vertical drill price £12.95 (postage 65p).</p>	<p>LED VU METERS. Utilize sophisticated logic control circuit with adjustable rise and decay times via external capacitor. Spans: Response ~20Hz to 100Hz. Tolerance within ± 0.5. operates on 12-15V DC. 82mm long. 54mm high. MONO VERSION £3.95 STEREO VERSION £10.95</p>	<p>ROTARY SWITCHES (w/air) 3P4W. 4P3W. 2P6W and 1P12W all 35p each.</p>	<p>ANTENX SOLDERING IRONS. All 240V AC. Model C 15 watts £3.95. Model ICX 17 watts £3.95. Model K25 25 watts £3.95. ST3 SOLDERING IRON STAND. suits all Antex irons £1.65.</p>	<p>35 WATT RMS STEREO SPEAKER SYSTEM. Woofer, Squawker, Tweeter (controlled) to black heavy alloy cabinets. 7 1/4" × 4 1/4" × 4" £36.75 pair P&P £1.95.</p>	<p>HANDY BENCH VICE. 1" jaw opening £2.95. 6" MOTORISED ALARM BELLS. 65ma. 8000 £7.95.</p>
<p>10 pin D.I.L. SWITCHES only 42p each.</p>			<p>TRANSCUERS. REC/SENDER. 40KHz 3.50 pair</p>	<p>SPECIAL OFFER DEMAGNETIZER. Curved probe type. suitable for reel to reel cassette machines. operates on 240V AC only £1.95.</p>	<p>AUDIOGRAPH CAR STEREO CASSETTE PLAYERS. 3 watts per channel output. NO output imp. auto-stop mechanism (Japanese) £12.50.</p>

Terms. Cash with order (official orders welcomed from colleges etc) 30p postage please unless otherwise shown. VAT inclusive prices. S.A.E. for illustrated lists.

PROGRESSIVE RADIO
31 CHEAPSIDE, LIVERPOOL L2 2JD
ALL ORDERS DESPATCHED BY RETURN POST

IS THERE AN ALTERNATIVE TO SPENDING MORE AND MORE ON LP'S AND TAPES?



YES!

THE WILSON STEREO LIBRARY

As a music lover, you know just how much new records and cassettes cost. Now, by hiring your recordings from The Wilson Stereo Library you can save yourself a lot of money. Borrow from our vast collection of classical, opera, jazz, rock and pop recordings, for as little as 7p a day for stereo discs, and 6p for cassettes. Keep them for as long as you like. Change them as often as you like. And then, if you want to buy a particular disc, on hire, you can — and at a very advantageous price!

FOR BORROWERS, the choice is wide open. Almost every recent worthwhile classical, popular or jazz recording — record or cassette — can be sent to you in prime condition; or mint condition and even totally unplayed for a small extra charge.

To find out just how good our selection of recordings is, why not buy our Record or Cassette Catalogue, or both, before even becoming a member. To get your copy, simply complete and post the coupon. And remember, the cost of the Catalogue is refunded when you join.


TO JOIN THE LIBRARY, your annual subscription for records is £4.90; or £4.50 annually for cassettes. **There is no deposit at all to pay.**

A FULL LIBRARY CATALOGUE is sent to you the day you join. From this, you make your choice and your first selection of records or cassettes will be dispatched by return of post in a special container designed to give full protection. You only pay the hire charge on returning the recordings.

FOR NEW RECORDS AND CASSETTES AT CUT PRICE, join the WSL "Records at Cost Service". The annual subscription is £4.20, enabling you to buy any brand new record or tape at cost price, plus a nominal handling charge of 25p.

TO BUY USED RECORDS OR SPECIAL OFFERS OF BRAND NEW RECORDS AT BARGAIN PRICES, you pay an annual subscription of £2.90. For this, you get a monthly list of slightly used records, tapes and special brand new records offered at enormous savings.

**BORROW OR BUY,
THERE'S NO BETTER WAY**



TO: The Wilson Stereo Library Limited, 54 Sea Road, Bexhill, East Sussex. TN40 1JP.

Please send me:

- Free booklet 'The Wilson Stereo Library', which gives full details of all W.S.L. services (and accessories).
- W.S.L. Catalogue of stereo and quad recordings. I enclose £2.25* plus 25p post and packing.
- W.S.L. Catalogue of stereo cassettes. I enclose £1.50* plus 20p post and packing.

* I understand that this will be credited to me in full, should I decide to become a member of either the Cassette or Record Library, or both.

Name

Address

ETI/3/81

Total Sum Enclosed £1.....

The Wilson Stereo Library Ltd., 54 Sea Rd., Bexhill, East Sussex TN40 1JP



ENGINEER'S STETHOSCOPE

This unusual device lets you locate or listen to internal engine sounds, such as the rumble of bearings or the rattle of tappets. An essential project for the DIY nut. Design by Ray Marston. Project development by Steve Ramsahadeo.

This very unusual project enables you to effectively and effortlessly get right inside an engine and listen to, or locate, all of its internally-generated sounds, such as the noises of bearings, pistons, tappets, etc. The device is fitted with a double filter network that can be used to pick out one set of sounds (such as those of the bearings or the tappets, etc) from all others, thus facilitating fault-finding on engines and motors.

The Stethoscope project comprises an acoustic probe unit, a 'box-of-tricks' and a pair of conventional headphones. The headphones help muffle ambient sounds, so that you can concentrate on the sounds of the stethoscope even in a very noisy environment. The probe unit is used to make mechanical contact with the engine or mechanism under test and is coupled to the 'box-of-tricks' by flexible leads.

The probe unit relies on mechanical coupling or contact between itself and the engine (or whatever) for acoustic pick-up. This coupling can be achieved either directly or by a metal rod. The rod can take any one of a variety of forms eg a screwdriver or a needle. If a needle probe is used, the stethoscope can even be used to listen to the sounds of individual jewelled bearings in a watch mechanism.

Operating Principles

The stethoscope operation relies on the simple fact that what is commonly called sound is a series of mechanical vibrations transmitted through a medium of some sort — air, water, metal etc. Thus, all the internally-generated sounds of a petrol (or any other) engine, such as the sounds of tappets, pistons, bearings, etc, are transmitted throughout the engine block and

can readily be further transmitted down a metal rod (or screwdriver, etc) to the body of an acoustic pick-up device such as a microphone.

Our stethoscope relies on this mechanical coupling principle. We use a crystal insert as the pick-up device, with all of its air holes blocked off (to exclude dirt) and with the coupling made to its body either directly or by some kind of metal rod. The use of rod coupling enables the source of a given sound to be precisely located within (say) an engine block, by simply probing to find the position of maximum noise. If a needle probe is used, the sound source can be located with pin-point accuracy.

Construction

The Stethoscope circuit is fairly simple and construction should present very few problems. Wire up the PCB first, noting the use of 20 Veropins to facilitate interwiring, as shown in the component overlay. When wiring up RV1 and RV2 take special care to connect the two halves of each component in the same phase, so that the resistances increase or decrease together.

On our prototype we've fitted the two batteries (PP3s) into the top half of the case, secured by double-sided sticky-pads. We've fitted a small jack socket to the case top to facilitate connection to the external low-impedance headphones and have used a 3-pin DIN socket for connecting the probe unit.

Finally, to complete construction, wire up the probe circuit as shown in the circuit diagram, taking care to fit Q1 and R1 as near as possible to the crystal insert terminals and connect the assembly to a suitable plug and lead.

At this stage, give the unit a simple functional test by plac-

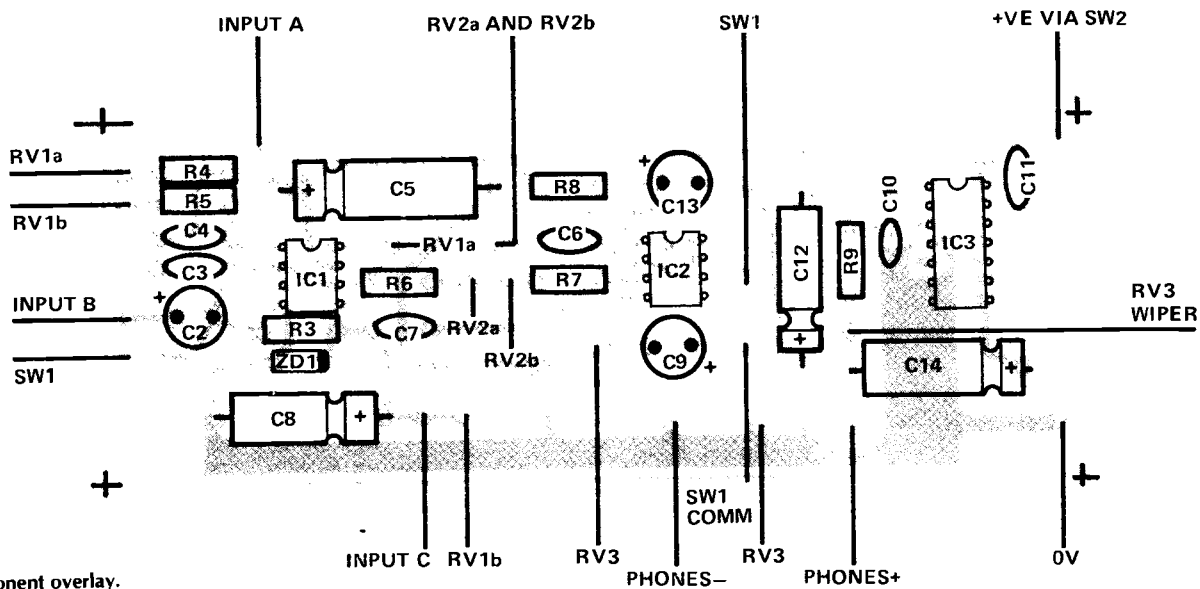


Fig.1 Component overlay.

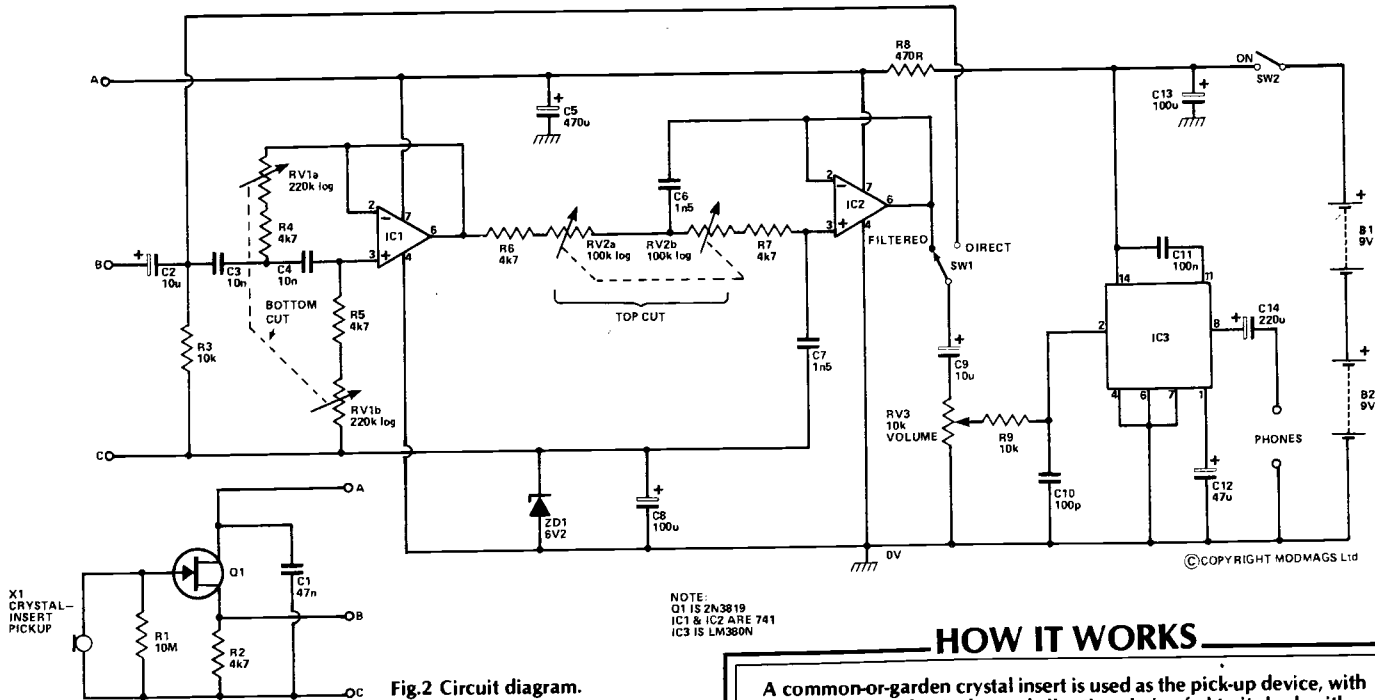


Fig.2 Circuit diagram.

ing the head against the speaker of a small radio. Check that tone quality and volume can be varied with the three controls. When the above test is satisfactory, complete the probe construction by blanking off (with tape) any air holes in the insert (to exclude dirt and oil) and encapsulate the electronics in wax or resin. On the completed circuit the probe can be used as it stands or can be epoxied to a screw terminal or clip (or both) that can be used to make connections to a variety of probe types (metal rods, a screwdriver, etc). The Stethoscope is intended for use with a pair of headphones of not less than 8R0 impedance.

BUYLINES

All components used in the Engineer's Stethoscope are common types and should present no availability problems. In case of difficulty Watford Electronics can supply the crystal microphone insert (order code C2).

HOW IT WORKS

A common-or-garden crystal insert is used as the pick-up device, with the external mechanical sound vibrations being fed to its body either directly or by a metal rod from the engine (or whatever) under test. FET source follower Q1 is wired directly to the output of the pick-up device, to give a low-impedance output from the resulting probe. The output of the probe circuit is then fed, either directly or through a double filter network, to a power amplifier stage (IC3) and thence on to a pair of headphones.

When the stethoscope is used in the filtered mode, the output of the probe circuit is first passed through high-pass (bottom-cut) filter IC1 and thence on to the power amplifier via low-pass (top cut) filter IC2. Both of these filters are second-order variable types. The IC1 filter can be used to reject signals below roll-off frequencies that are variable from 80 Hz to 3 kHz via RV1 and the IC2 filter can be used to reject signals above roll-off frequencies that are variable from 700 Hz to 15 kHz via RV2. These two filters can be used to pick out specific sounds, such as the low-frequency rumble of bearings or the high-frequency rattle of tappets, from the broad spectrum of sounds that are generated by an engine.

The complete stethoscope is powered by a pair of 9 V batteries and typically consumes about 15 mA when driving a pair of 8R0 headphones. The split power supplies to the IC1-IC2 op-amp filters are generated with the aid of ZD1 and C8.

PROJECT : Engineer's Stethoscope

PARTS LIST

Resistors all 1/4 W 10%

R1 10M
R2,4,5,6,7 4k7
R3,9 10k
R8 470R

Potentiometers

RV1a,b 220k dual logarithmic
RV2a,b 100k dual logarithmic
RV3 10k logarithmic

Capacitors

C1 47n polycarbonate
C2,9 10u 63 V electrolytic, PCB type
C3,4 10n polyester (C280)
C5 470u 25 V axial electrolytic
C6,7 1n5 polycarbonate
C8,13 100u 25 V axial electrolytic
C10 100p ceramic
C11 100n polyester (C280)
C12 47u 25 V axial electrolytic
C14 220u 25 V axial electrolytic

Semiconductors


IC1,2 741
IC3 LM380
Q1 2N3819

Miscellaneous

SW1, 2 DPST miniature toggle
SK1 3-pin DIN socket
SK2 3.5mm jack socket
Case Vero order code 202-21040

3 off knobs to suit
Crystal insert (see Buylines)

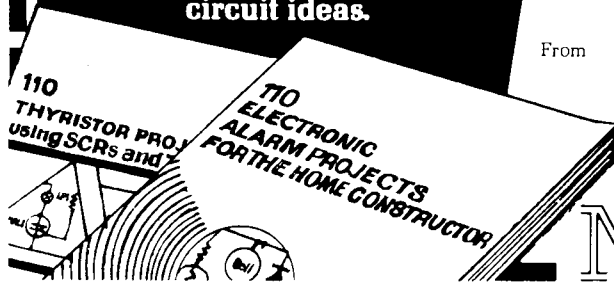
R1, R2, C1 and Q1 are wired directly across the mic. insert. We fixed our batteries to the top half of the case.



ETI

110 PROJECTS in every book!!

The '110' books have been acclaimed by enthusiasts, students and engineers. Each contains 110 different circuit applications. Use them as project books or as a source book for circuit ideas.



Available NOW!

ETI 3 61

from your local bookshop or in case of difficulty direct from us:

please tick the books you need:

 110 CMOS DIGITAL IC PROJECTS for the Home Constructor R. M. Marston 0 408 00216 6	 110 ELECTRONIC ALARM PROJECTS for the Home Constructor R. M. Marston 0 408 00269 7
 110 IC TIMER PROJECTS for the Home Constructor Jules H. Calder 0 408 00480 0	 110 INTEGRATED CIRCUIT PROJECTS (2nd Edition) for the Home Constructor R. M. Marston 0 408 00309 X
 110 SEMICONDUCTOR PROJECTS (2nd Edition) for the Home Constructor R. M. Marston 0 408 00322 7	 110 THYRISTOR PROJECTS using SCRs and Triacs R. M. Marston 0 408 0074 5
 110 WAVEFORM GENERATOR PROJECTS for the Home Constructor R. M. Marston 0 408 00453 7	 110 OPERATIONAL AMPLIFIER PROJECTS for the Home Constructor R. M. Marston 0 408 00153 4

Order NOW! Cut out this coupon and return it to Patricia Davies at the address below.

Please send me _____ copy copies as marked above. I enclose a cheque postal order for £ _____ in total payment:

From _____

Address _____

Please send me your FULL COLOUR Brochure

Newnes Technical Books
Borough Green, Sevenoaks, Kent TN15 8PH

ETI MARCH 1981

65



We use advanced winding technology to make our toroidal transformers. They have only half the weight and height of their laminated equivalents and are appreciably more efficient. Our toroidals cost virtually the same as the older types which they are rapidly replacing. Induced hum is reduced by a factor of ten. Supplied with rigid mounting kit with centre bolt, steel and neoprene washers.

30VA 70mm dia. x 30mm Weight 0.45 Kg **£4.71**
(+£1.00 p.p. + 0.86 VAT)

TYPE	SECONDARY RMS VOLTS	SECONDARY RMS CURRENT
1X010	6+6	2.50
1X011	9+9	1.66
1X012	12+12	1.25
1X013	15+15	1.00
1X014	18+18	0.83
1X015	22+22	0.68
1X016	25+25	0.60
1X017	30+30	0.50

50VA 80mm dia. x 35mm Weight 0.9 Kg **£5.19**
(+£1.10 p.p. + 0.94 VAT)

TYPE	SECONDARY RMS VOLTS	SECONDARY RMS CURRENT
2X010	6+6	4.16
2X011	9+9	2.77
2X012	12+12	2.08
2X013	15+15	1.66
2X014	18+18	1.38
2X015	22+22	1.13
2X016	25+25	1.00
2X017	30+30	0.83
2X028	110	0.45
2X029	220	0.22
2X030	240	0.20

80VA 90mm dia. x 30mm Weight 1 Kg **£5.76**
(+£1.20 p.p. + £1.04 VAT)

TYPE	SECONDARY RMS VOLTS	SECONDARY RMS CURRENT
3X010	6+6	6.64
3X011	9+9	4.44
3X012	12+12	3.33
3X013	15+15	2.66
3X014	18+18	2.22
3X015	22+22	1.81
3X016	25+25	1.60
3X017	30+30	1.33
3X028	110	0.72
3X029	220	0.36
3X030	240	0.33

120VA 90mm dia. x 40mm Weight 1.2 Kg **£6.72**
(+£1.30 p.p. + £1.20 VAT)

TYPE	SECONDARY RMS VOLTS	SECONDARY RMS CURRENT
4X011	9+9	6.66
4X012	12+12	5.00
4X013	15+15	4.00
4X014	18+18	3.33
4X015	22+22	2.72
4X016	25+25	2.40
4X017	30+30	2.00
4X028	110	1.09
4X029	220	0.54
4X030	240	0.50

160VA 110mm dia. x 40mm Weight 1.8 Kg **£8.88**
(+£1.40 p.p. + £1.54 VAT)

TYPE	SECONDARY RMS VOLTS	SECONDARY RMS CURRENT
5X012	12+12	6.66
5X013	15+15	5.33
5X014	18+18	4.44
5X015	22+22	3.63
5X016	25+25	3.20
5X017	30+30	2.66
5X018	35+35	2.28
5X028	110	1.45
5X029	220	0.72
5X030	240	0.66

225VA 110mm dia. x 45mm Weight 2.2 Kg **£10.59**
(+£1.50 p.p. + £1.81 VAT)

TYPE	SECONDARY RMS VOLTS	SECONDARY RMS CURRENT
6X014	18+18	6.25
6X015	22+22	5.11
6X016	25+25	4.50
6X017	30+30	3.75
6X018	35+35	3.21
6X026	40+40	2.81
6X028	110	2.04
6X029	220	1.02
6X030	240	0.93

300VA 110mm dia. x 50mm Weight 2.6 Kg **£12.27**
(+£1.60 p.p. + £2.08 VAT)

TYPE	SECONDARY RMS VOLTS	SECONDARY RMS CURRENT
7X016	25+25	6.00
7X017	30+30	5.00
7X018	35+35	4.28
7X026	40+40	3.75
7X025	45+45	3.33
7X028	110	2.72
7X029	220	1.36
7X030	240	1.25

500VA 140mm dia. x 60mm Weight 4 Kg **£16.35**
(£1.70 p.p. + £2.71 VAT)

TYPE	SECONDARY RMS VOLTS	SECONDARY RMS CURRENT
8X017	30+30	8.33
8X018	35+35	7.14
8X026	40+40	6.25
8X025	45+45	5.55
8X033	50+50	5.00
8X028	110	4.54
8X029	220	2.27
8X030	240	2.08

• I.L.P. TOROIDAL TRANSFORMERS ARE GUARANTEED FOR 5 YEARS

CHOICE OF 3 PRIMARY INPUTS

I.L.P. Toroidal Transformers are available in choice of 110V, 220V, 240V, coded as follows: (Secondaries can be connected in series or parallel)

For 110V Primary insert 0 in place of "X" in type number.
For 220V Primary (Europe) insert 1 in place of "X" in type number.
For 240V Primary (U.K.) insert 2 in place of "X" in type number.

Example - 120VA 240V 15+15V, 4A = 42013.

* CUSTOMER DESIGN ENQUIRIES INVITED. QUANTITY PRICE LIST AVAILABLE.

FREEPOST facility. (U.K. only).

Simply address envelope to **FREEPOST** to address below. NO STAMP REQUIRED.

TO ORDER Enclose cheque/Postal Order/Money Order payable to I.L.P. Electronics Ltd or quote your ACCESS or BARCLAYCARD account No. To pay C.O.D. add £1 extra to TOTAL value of order. Also available from **ELECTROVALUE** and **MARSHALLS**.

I.L.P. TRANSFORMERS
A division of I.L.P. ELECTRONICS LTD.

**FREEPOST T4 GRAHAM BELL HOUSE ROPER CLOSE
CANTERBURY CT2 1EP**
Phone (0227) 54778 Technical (0227) 64723 Telex 965 780

We're giving away this soldering iron worth over **£10.**

Choose any of 10 selected kits from the Heathkit catalogue as your first order, and we'll give you a superb soldering iron worth over £10. Plus a 10% discount!

These kits have been specially designed with first-time kit builders in mind. So even if you've never built an electronic kit before you won't find it difficult. In fact, the simple to follow step-by-step instructions make it easy to build any Heathkit kit.

And with your special offer discount you can afford to see just how easy it is.

Full details of this FREE offer are available in the Heathkit 48 page catalogue. So send the coupon for your copy now.



To: Heath Electronics (UK) Limited, Dept. (ET3), Bristol Road, Gloucester, GL2 6EE.

Please send me a copy of the Heathkit catalogue. I enclose 25p in stamps.

Name _____

Address _____

NB: If you are already on the Heathkit mailing list you will automatically receive a copy of the latest Heathkit catalogue without having to use this coupon.

HEATHKIT HEATH ZENITH

TEKTRONIX STORAGE OSCILLOSCOPE. Type 434, as few, 12 months' warranty £1 95

TEKTRONIX OSCILLOSCOPE. Type 647, with 10A2 and 3B11 **£500**

TEKTRONIX STORAGE OSCILLOSCOPE. Type 564 with 3A9 and 3B4 **£350.**

TELEQUIPMENT STORAGE OSCILLOSCOPE. Type DM53A **£285.**

TELEQUIPMENT OSCILLOSCOPE. Type D32 Portable, mains/battery. **£275.**

HAMEG OSCILLOSCOPE. Type 512 DB. 50MHz **£350.**

TELEQUIPMENT OSCILLOSCOPE. Type S54A 5B 10MHz **£190.**

SE LABS OSCILLOSCOPE. Type SM111 DB 20MHz **£325.**

ADVANCE OSCILLOSCOPE. Type OS1000 DB 15MHz **£250.**

TEKTRONIX OSCILLOSCOPE. Type 547 with 1A1 plug-in Dual TB. 50MHz **£375.**

TEKTRONIX OSCILLOSCOPE. Type 561A with 3A1 and 2B67 10MHz. **£300.**

TEKTRONIX OSCILLOSCOPE. Type 533A with CA. DB 24MHz **£140.**

HEWLETT PACKARD AC CONVERTOR. Type 3461A **£120.**

MARCONI FM SIG. GEN. Type TF1068B/BS. **£295.**

G. B. E. BRADLEY LTD. 25P. MILLIVOLTMETER. Type 112 E75

ADVANCE A.C. VOLTMETER. Type VM77E **£80.**

MARCONI WAVE ANALYSER. TF2330. Good condition. **£150**

AVO R.F. SIG. GEN. Model HF135 **£55.**

MARCONI WIDE RANGE R.C. OSCILLATOR. TF1370. **£95.**

MARCONI AM/FM SIG. GEN. Type TF1068/1. **£225.**

MARCONI SENSITIVE VALVE VOLTMETER. TF2500. **£50.**

MARCONI SIG. GEN. MKZ. TF955A/13 (CT402) **£275.**

TEKTRONIX TYPE 1130 SPECTRUM ANALYSER PLUG-IN. (works, slight corrosion) **£325**

AIRMEC SIGNAL GENERATOR. Type 204 AM/FM 320MHz **£150**

WAYNE KERR UNIVERSAL BRIDGE. Type B221 **£50**

ADVANCE R.F. Signal Generator. E2 100KHZ-100MHz **£40**

ADVANCE VHF MILLIVOLTMETER VM78 (No probe) **£50**

ADVANCE SIGNAL GENERATOR Type B487 30KHZ-30MHz **£25**

COSSOR NOISE LEVEL METER CT454 (Ex-Military) **£18**

S.T.C. ATTENUATOR 0-100DB 75 ohm **£9**

S.T.C. ATTENUATOR 0-100DB 75 ohm **£5**

AVO VALVE CHARACTERISTIC METER **£20**

E.H.T. UNIT 230V 50c/25VA 7.5V E22.50

BRANDENBURG HIGH VOLTAGE GENERATORS 10KV **£60**

BRANDENBURG HIGH VOLTAGE GENERATORS 30KV **£60**

VARIACs Ex-equipment. Good condition 8 amp **£25**

VARIACs Ex-equipment. Good condition 20 amp **£35**

CRC GENERATOR TBFG6850. Sine/square/Triangle. Very good **£60**

B&K AUTOMATIC VIBRATION EXCITER CONTROL. Type 1018 **£50**

B&K AUTOMATIC VIBRATION EXCITER CONTROL. Type 1019 **£50**

MARCONI UNIVERSAL BRIDGE. Type TF868B **£100**

SOLARTRON TRUE RMS VOLTMETER. Type VM1484 **£75**

TAYLOR VALVE TESTER. Type 45D **£85**

ADVANCE LF OBC GENERATOR. Type TD 445

ADVANCE SIGNAL GENERATOR S628 150KHZ-220MHz **£80**

MARCONI UNIVERSAL BRIDGE. Type TF868A **£50**

TAYLOR METER MODEL 128. **£15**

R&S SELEKTOMAT USVWV BN 15221/2 **£100**

B&K LEVEL RECORDER. Type 204 **£50**

RACAL HF SELECTIVE ANALYSER. Type 9056 **£375**

SCHLUMBERGER AUTO COUNTER. Type FB2602 **(new) £95**

MARCONI F.E.T. MULTIMETER. Type TF2600 **(new) £95**

LEVEL MULTIMETER. Type TM11 **£50**

ICE MULTIMETER SUPERTESTER 880R **£18**

MARCONI SIGNAL GENERATOR. Type TF144H **£225**

MARCONI SIGNAL GENERATOR. Type TF801D/1/S **£195**

MARCONI UNIVERSAL BRIDGE. Type TF1313. **£250**

RACAL SIGNAL GENERATOR. Type 365A, 1 to 320MHz AM/FM **£175**

R&S Z-g DIAGRAM BN3582 300-2400MHz **£85**

R&S POLYSKOP 1 SWOB BN 4244/2/50 **£350**

WAYNE KERR COMPONENT BRIDGE. CT375 (BS21) **£75**

R&S UNBALANCED STANDARD ATTENUATOR 500hm. BN18942/50 **£45**

STODDART AIRCRAFT Radio Interference and Field Intensity Meter. Type NM-52A 375-1000MHz (2 pieces) **£325**

MARCONI SIGNAL GENERATOR. Type TF801B **£85**

R&S DIRECT CAPACITANCE METER **£30**

B&K HETERODYNE VOLTMETER (RECEIVER) Type 2005 **£250**

MARCONI VARIABLE ATTENUATOR. TF1073A/2S **£40**

MARCONI DOUBLE PULSE GENERATOR. Type TF1400/S **£50**

RADIOMETER (COPENHAGEN) WAVE ANALYSER. Type FRA 2CT3a **£80**

SOLARTRON DIGITAL VOLTMETER. Type LM1867 **£75**

HEWLETT PACKARD DIGITAL RECORDER. Type 5050B **£50**

HATFIELD PSOPHOMETER. Type DRG B57167A **£50**

ADVANCE DUAL STABILISED D.C. SUPPLY PP3. 0-30V 1A **£25**

PICTURE MONITOR MODEL PM-52T (5in screen) As new **£55**

HEWLETT PACKARD POWER SUPPLY 6214A. 0-12V: 0-1 2A, new, boxed **£85**

H.P. DC POWER SUPPLY 6209B. 0-320V. 0-0.1A, new boxed. **£140**

T.O.A. ELECTRONICS LTD Electronic Polymicrocorder EPR-2T, Mains **£120**

THE JAMES KING COMPANY FS-1100T FREQUENCY STANDARD **£50**

MARCONI CARRIER DEVIATION METER. Type TF891D **£50**

SOLARTRON PULSE GENERATOR. Type G01101-2 **£40**

MI SANDERS LEVELLING AMPLIFIER. Type B587 **£175**

SCOPEX OSCILLOSCOPE. Type 4010 DB 10MHz **£170**

ADVANCE OSCILLOSCOPE. Type OS240 DB 10MHz **£175**

COSSOR OSCILLOSCOPE. Type CDU150 DB 35MHz **£225**

TELEQUIPMENT OSCILLOSCOPE. Type D61 DB 10MHz **£195**

HEWLETT PACKARD OSCILLOSCOPE. Type 1208 X.Y. From **£85**

FLUX DIFFERENTIAL AC/DC VOLTMETER. Model B32A **£80**

ADVANCE AUDIO SIGNAL GENERATOR. Type H1. Sine/Square **£25**

R & S TUNABLE INDICATING AMP. BN 12121/2 45-600MHz **£100**

MURHEAD WAVE ANALYSER 30-31Hz **£50**

HEWLETT PACKARD DIGITAL VOLTMETER. Type 3460B **£75**

WAYNE KERR THERMOMETER. Type LT100 with probe. **£50**

HATFIELD RADIO FREQUENCY BRIDGE. Type LE300A/1 **£50**

SOLARTRON TRUE RMS VOLTMETER. Type CD1400 DB 15MHz **From £75**

HAMEG OSCILLOSCOPE. Type HM412. **£250**

KNIGHT RF SIG. GEN. KG686 with Sweep Marker Gen KG687. **The Pair £100.**

H.P. MEMORY DISPLAY 5480B with 5486A Control TB and 5488A Y System. **£275**

H.P. MEMORY DISPLAY 5480A with 5486A Control TB and 5485A two channel input. **£225.**

R&S UHF TEST RECEIVER 0.9-2.7GHz. BN1524 **£150**

EDDYSTONE RECEIVER. Type 900S 250-850MHz. **£450**

R&S UHF TEST RECEIVER. BN1523 280-940 MHz. **£120**

KEITHLEY REGULATED HIGH VOLTAGE SUPPLY. Type 241. **£250**

HEWLETT PACKARD D.C. CURRENT SOURCE. Type 6181B **£175**

MARCONI XY MEMORY Type TK221A **£140**

R&S UHF SIGNAL GENERATOR. BN41022 300-1000MHz. **£80**

GPO DATEL TESTER NO IC. **£100**

LEVEL BROADBAND VOLTMETER. Type TM68. **£40.**

DAVE AF ANALYSER. Type 146H **£30**

R&S UHF/VHF FREQUENCY METER. BN442 30-3000MHz. **£60**

R&S UHF MILLIVOLTMETER. BN1091 **£70**

GERROLD SWEEP FREQUENCY GENERATOR. Model 602. **£40**

TELEONIC SWEEP GENERATOR. Type SD-3 450-900 MHz. **£75.**

H.P. VHF SIGNAL GENERATOR. Type 608D. Case damaged hence **£50**

MARCONI SIGNAL GENERATOR. Type TF1300. **£15**

SOLARTRON DIGITAL VOLTMETER. Type LM1420-2. **£30**

VIDEO CIRCUITS LTD TUBE TESTER. Type V33. **£30**

LARGEAR COLOURMATCH 625 PATTERN GENERATOR. Type CM6004-PG **£30**

B & K BEAT FREQUENCY OSCILLATOR. Type 1014. **£175**

ADVANCE OSCILLOSCOPE. Type OS1000A. DB 20MHz **£300**

HEWLETT PACKARD
MICROWAVE SWITCH Type 33124A SPST
up to 12.4 GHz. Brand new.
£140 each. Reduction for quantity.
Also
ATTENUATOR
Type B493A. 3db up to 12.4 GHz
£25 each

EDDYSTONE
RECEIVERS
Model 730-500KHz to 30MHz
£65 each
Model 770R-AM/FM
£95 each
Some models slight imperfections.
Phone for Special Price

INFRA RED IMAGE
CONVERTER TYPE 9606
(CV 144)
1 3/4in diameter. Requires single low current
3KV to 6KV supply individually boxed. With
data.
£12.50 each
Infra Red Lamps also advertised

GARRARD DIRECT DRIVE
TURNABLE MOTORS
Made in Japan. With internal electronic
speed control. 24 volt. Connections sup-
plied
£3.50 each. P&P £1.50

EX-MINISTRY SOLID
STATE
400 HZ INVERTOR
2B VDC input. 115V output. Size 7 x 2 1/2 x
1 5/8in approx. Connection details supplied
£18 each. P&P £2

TRANSISTOR INVERTOR
115V AC 1.7 Amp Input. Switching is at
20KHz. Output windings from Pot Core. Can
be rewound to suit own purpose or unit can
be broken for host of components. Circuits
supplied.
£1.25 each. P&P £2.

CONVERT THIS UNIT TO A
SUPER BATTERY CHARGER
Attractive green ministry quality case with removable
top and bottom plates - heavy duty power switches.
high powered fast-acting to control current. good quality
centre mounted ammeter, strip of wing nut terminals
on front panel which can be used for connecting leads
All this for **£3.50** P&P £2. Four units £12. Carriage £5

STEPPING MOTORS
6-12 position with additional where the rotor is coils.
Device can be used as a tach. Diagram supplied. Will
actually work on 5 volts. 12/24 recommended
£1.50 each P&P 75p
or 5 for **£5** P&P £1.50

STEPPING MOTORS
200 Steps 20 oz in torque. 12/24 volt input 4-wire
£12 each. P&P £1.50

KEYBOARD PAD
Size 3x2 1/2 x 2 1/4 high with 12 Alma Reed Switches. Blue
keys mounted in green 0-9 and a star with one blank
£4 each, P&P £1 or 5 for **£15** P&P £2

MINIATURE KEYBOARD
Push contacts - marked 0-9 and A-F and 3 optional
function keys. **£1.75 each.**

CRYSTALS 50p each.
Flat metal case - 19 2KHZ 844 8KHZ B7G - 10MHz

LOUDHAILERS. Transistorised hand-held, no leads. Standard
internal batteries supplied. Howl Switch. **£20** each. P&P £2
INFRA RED QUARTZ LAMPS. 230V 620 Watts. Size 1 3/4" x
1/2" dia. **£1.50** each. 240V 1650 Watts. Size 2 1/4" x 1/2" dia. **£3**
each.

BRIDGE RECTIFIER. 2 Amp 50p each.

PHOTODIODE DETECTOR 4" fly leads. **25p** each.

AMPHENOL. 17-way chassis mount edge connectors 0.1
spacing. **15p** each.
I.E.C. Standard **MAINS LEAD.** Moulded (3 vertical flat pins centre
offset) **80p** each.

FANS. 115V 13 Watts. Size 3 3/4 x 3 3/4 x 1 1/2" BRAND NEW
£4.50 each. Secondhand **£2.50** each.

DELAY LINE. 50 nanoseconds. 3 connections - ground-in-out Size 2
x 7-1/8 x 5-1/8" New **25p** each.

MOTOR 12V DC with pulley and integral semiconductor. Speed
Control. New **£1** each.

LEDEX ROTARY SOLENOIDS. 115V DC. No switch assembly.
15p each.

DIAMOND H CONTROLS ROTARY SWITCH. Single pole
10-way. Printed Circuit Mount. New **10p** each. **£1.00** for **£7.50**

SOME TEKTRONIX 500
range oscilloscopes
with Single Trace Plug-ins Working
From **£100.** Phone for details

DIODES
All new full spec. devices IN3063
BAX 13 1S44, 1N414B
1N3470, 1N4151
100 off **£1.50.** 1,000 off **£10**

PULSE TRANSFORMER. Sub min. Size 1/2 x 5/16 x 1/4".
Secondary centre tapped. New **20p** each.

REMO TV TYPE MULTIPLIER. Two high voltage outputs and
focus. **£1** each.

DON'T TAKE CHANCES. Use the proper EHT CABLE. **10p** per
metre or **£7.50** per 100 metre/drum. P&P £2

PHOTOGRAPHIC LAMPS. Pearl 230V 500 watt. Screw cap
75p each. Box of 12 **£5.50.** P&P £1.50

RAPID DISCHARGE capacitors 8mfid 4kV **£5** each. P&P £2

MYSTERY IC PACK. Some 40 pin - good mixture - all new
devices. **25** ICs for **£1.** P&P 50p.

DECOUPLING CAPACITORS
0.05mfid 10V. 0.01mfid. 0.047mfid 250V. 33K 330pf. All values
100 for **£1.50**

E.H.T. Capacitor 500pf 8KV **20p** each.

10-way MULTI COLOUR RIBBON CABLE. New **40p** per
metre. 10 metres for **£3.**

GEC UHF 4-button tuner **£1.50** each.

CENTAUR 115V FANS 4 1/2 x 4 1/2 x 1 1/2" £4.50 each.

EX-USED equipment tested. **80p** each.

CONTACTORS. Heavy Duty 24V DC 5 make **£1** each.

GEC UHF/VHF 6-button tuner **£2** each.

931A PHOTO MULTIPLIER **£2** each. P&P £1

RANCO 250V 18A THERMOSTATS with Control knobs
calibrated 50-200 degree C. **£2.50** each.

SOLID STATE UHF TUNERS. 30 acs **£1** each.

BRAND REX blue wire wraps. 30 metres for **£1.** P&P 25p.

SLIDER CONTROL 500K Log. Single track. Complete with
knob. Length 3 3/4" **25p** each.

TRANSFORMERS
AUTO 240V input. 15V 1 Amp output **£1.25** each. P&P £1.25.

240V input. Sec. 6V 1.86A. Size 2 1/2 x 2 x 2" Good quality.
£1.50 each. P&P £1

240V input. Sec. 12V 0.92A. Size 2 1/2 x 2 x 2" Good quality.
£1.50 each. P&P £1

240V input. Sec. 12V 100MA. Size 60 x 40 x 42mm. **50p** each

240V input. Sec. 12V 0.12V 50MA. Size 53 x 45 x 40mm. **£1**
each.

115V input. Sec. 5V 250MA. Size 1 1/16 x 1.5 x 1 1/4" **2** for
50p.

115V input. Sec. 10V 0.10V1A. Size 2 1/2 x 2 x 2" for **£1.50.**

SEMI CONDUCTORS
1N4005 - 5p. 1N4002 - 3p.
At **5p** each.
BC147 BC148B. BC157. BC158. BC237. BF197. OA90. OA81.
BA154. BA243.
At **25p** each:
TP131. TP141A. 2N5696. AF139. 2TX341
BY127. 10p. BF154. 20p. BD239. 40p. BD241. 40p. MA334AT
49p. BD228. 50p. BD233 & BD234 Comp Pair 25W - **80p** per
pair. at **50p** each.
REGULATOR TBA625 8to 20V in - 5V out 100MA T05 Con
50p each. BF256C 20p.
TV AMPLIFIER TBA 120 **20p** each.

Integrated Circuits	74H74	12p	75325	8p	
7453	5p	74H51	7p	SN15862	4p
7451	5p	7453B	10p	MC4028	£5
7402	12p	74502	12p	7417	14p
7476	20p	74154	70p	7441	40p
7495	35p	74C02	16p	74C86	50p
74122	12p	74C04	18p	74C161	24p
74C00	17p	74C74	18p		

MOTOROLA DUAL in Line 6 pin Opto Coupler **30p** each. Gold
plate tester version **50p** each.

EPROMS 2708 **£5.50** each.

SMITHS encapsulated transistorised AUDIBLE WARNING
DEVICES 4V-12V. Can be driven from TLT **85p** each.

ELECTROSTATIC VOLTMETER. 7.5KV **£8.** each. P&P **£1.50**

Other ranges available - please enquire.

TRIMMERS. Sub min. 0.25 to 1.25pf. 1 to 4.5pf. 7 to 45pf. All
at **5p** each.

HONEYWELL humidity controllers **50p** each.

THYRISTOR TIMER. Solid State. 15 secs adjustable (reset) in
plastic relay case. Standard 7-pin base. Series delay **50p** each.

MINIATURE PC MOUNT SLIDE SWITCH. Single pole 3-way
10p each.

4 DIGIT 7 SEGMENT per digit plus a figure one to the left plus a
centre minus sign to the left of the figure one with decimal places
between digits. Good brilliance at 1.5V. 15 connections **£2.50**
each. Some E.H.T. Transformers and Capacitors available. Please
enquire.

TELEPHONES 706 style black, grey or blue **£5.50** each. 746 style
black or grey **£7.50.** Older style black **£2.50** each. Discoloured
grey **70c** each. P&P **£1.50** per telephone.

DC SERVO MOTOR 110V 2.5Amp continuous. Double shaft.
Brand new 4 wire 4 brush **£25** each. Plus carriage.

PC Mount POTS. Wire wound with knob 200ohm & 10ohm. **10p**
each.

MIN. RELAY 24V. 2 pole c/o. Brand new **75p** each.

TIME DELAY RELAY 0.1 to 10 secs. 115V AC. DPDT **£5** each.

CAPACITORS at **5p** each. 0.1uf 400V. Small rec. block PC
Mount German class. 3300pf. 220nf 250V. 0.01mfid 160V.

INSERT can be used as Microphone Ear piece (like used as insert
in telephone but superior quality) Ex-Min. Brand new wrapped **75p**
each. or 10 for **£6.**

TOROIDAL TRANSFORMERS. Input 0-120-240 Volts. Output
0-12V. 0-12V. 10VA per winding. Encapsulated - identical to R.S.
Components at **£8.90.** OUR SPECIAL PRICE **£5** each. P&P **£1.50.**

TANTALUM CAPACITORS - All at **10p** each - **100** off **£7.50.**
22mfid 6V. 39mfid 10V. 22mfid 35V. 1mfid 35V.

MINIATURE SLIDE SWITCHES. Single pole 2 way **10p** each.
10 off **80p**

HEAVY DUTY REOSTAT. 7.5ohm 5.5Amp Diameter 5"
Standard 1/4" shaft **£2.50** each. P&P **£1.50**

LARGE EX-MINISTRY SPEAKERS. OUTSIDE 15 ohm or
500 ohm. Tested. **£25** each or 5 for **£100**

MINIMUM ORDER £3 VALUE OF GOODS. MINIMUM P&P £1 - where P&P not stated please use own discretion - excess refunded.
£5 CARRIAGE ON ALL UNITS. P&P OR CARRIAGE AND VAT at 15% on total MUST BE ADDED TO ALL ORDERS.
CALLERS VERY WELCOME STRICTLY BETWEEN 9am-1pm and 2-5pm Monday to Saturday inc.
BARCLAYCARD (VISA) and ACCESS taken. Official orders welcome.

CHILMEAD LTD

NORWOOD ROAD, READING

TELEPHONE NO. READING 669656

(2nd turning left past Reading Technical College in King's Road then first right - look on right for door with "Spoked Wheel")

Dept ET17, 4 Meeting St, Appledore, Nr. Bideford, North Devon EX39 1RY. Tel: Bideford (02372) 79507 Telex: 8953084

All our microchips are at micro prices. Don't be fooled by low prices. We do not offer for sale surplus, sub-spec or rebranded devices. All our parts are guaranteed new, first quality, factory prime, full spec devices. It is also our policy to offer you the best of new devices that become available and these are featured regularly. Prices are exclusive of p&p and VAT - please refer to "Ordering Information" before ordering. Official orders from schools, colleges, universities and Gov. authorities accepted.

NEW, LOW, LOW PRICES ON MEMORIES!!!

Compare our prices before you buy elsewhere! All devices are brand new, factory prime, full spec, and fully guaranteed! All prices exclude p&p and VAT. Please refer to Ordering Information before ordering. DON'T DELAY - BUY TODAY - SUCH LOW PRICES DON'T LAST FOR EVER!!!

STATIC RAMS	1+	50+	100+
2114L 450 NS	195p	175p	160p
2114L 300 NS	250p	225p	195p
2114L 200 NS	275p	250p	225p
4118 250 NS 8K			
NEW!!!	995p	895p	795p
HM6 116 16K (2K x 8)			
150 NS 24-pin NEW!!!	260p	2395p	1995p
DYNAMIC RAMS			
4116 200 NS Ceramic	225p	195p	175p

4116 150 NS	375p	350p	325p
MB8264 64K (65K x 1) 200 NS Single + 5V supply			
16-pin NEW!!!	4000p	3500p	3000p
CMOS RAMS			
5101 1K (256 x 4)			
450 NS	350p	325p	295p
4315 4K (4K x 1) 450 NS 995p			
TC5514P 4K (1K x 4)	550p	525p	495p
450 NS			
HM6116 16K (2K x 8)	2600p	2395p	1995p
150 NS 24-pin NEW!!!			
E P R O M S			
2708 450 NS	375p	350p	325p
2716 Single 5V 450 NS	495p	450p	425p
2532 Single 5V 450 NS	1895p	1595p	1395p
2732 Intel-type 450 NS	1895p	1595p	1395p
2564 64K (8K x 8) 450 NS 28-pin	9900p	9500p	9000p

Ordering Information. Unless otherwise stated for orders under £50 add 50p p&p. Add 15% VAT to total (no VAT on books). All devices are brand new, factory prime and full spec and subject to prior sales and availability. Prices subject to change without notice. Minimum telephone order using ACCESS, is £10. If ordering by post with ACCESS, include name, address and card no. written clearly. Please allow 4/6 weeks delivery on books.



DTL

830	55p	74LS107	40p	4044	88p
935	65p	74LS112	75p	4045	160p
937	55p	74LS123	63p	4047	99p
944	85p	74LS125	50p	4048	56p
946	55p	74LS126	50p	4049	38p
947	55p	74LS132	79p	4050	40p
962	55p	74LS138	69p	4051	69p
969	90p	74LS139	75p	4052	75p
		74LS148	100p	4053	73p
		74LS151	75p	4054	111p
		74LS153	75p	4055	121p
		74LS155	65p	4056	121p
		74LS157	74p	4059	560p
		74LS160	115p	4060	112p
		74LS161	78p	4063	112p
		74LS163	90p	4066	56p
		74LS164	90p	4067	422p
		74LS165	150p	4068	19p
		74LS168	90p	4069	19p
		74LS173	100p	4070	28p
		74LS174	99p	4071	25p
		74LS175	99p	4072	25p
		74LS181	280p	4075	20p
		74LS190	110p	4076	88p
		74LS195	87p	4077	23p
		74LS196	100p	4078	29p
		74LS221	110p	4081	23p
		74LS240	210p	4082	25p
		74LS241	200p	4085	86p
		74LS242	220p	4086	68p
		74LS244	175p	4089	130p
		74LS245	220p	4093	68p
		74LS251	120p	4094	225p
		74LS252	120p	4095	99p
		74LS257	110p	4096	325p
		74LS260	90p	4098	110p
		74LS273	175p	4099	180p
		74LS290	95p	4501	25p
		74LS293	120p	4502	112p
		74LS366	57p	4503	68p
		74LS373	170p	4507	52p
		74LS374	170p	4508	288p
		74LS375	140p	4510	76p
		74LS393	135p	4511	125p
		74LS490	140p	4512	75p
		74LS670	260p	4514	250p
				4515	290p
				4516	109p
				4518	99p
				4520	99p
				4521	230p
				4526	105p
				4527	130p
				4528	99p
				4529	140p
				4531	150p
				4532	125p
				4538	150p
				4543	160p
				4556	70p
				4560	225p
				4569	240p
				4572	45p
				4584	79p
				4585	125p

7400

7400	11p
7401	12p
7402	12p
7403	13p
7404	17p
7409	18p
7410	18p
7412	18p
7513	28p
7420	16p
7430	18p
7432	25p
7440	18p
7442	68p
7448	75p
7473	32p
7474	32p
7475	40p
7476	40p
7490	35p
7492	50p
7493	50p
7496	45p
74121	35p
74123	45p
74154	90p
74157	55p
74122	45p
74125	50p
74195	100p
74196	100p
74283	140p
74290	120p
74365	90p
74365	90p

CMOS

4001	19p	4521	230p
4002	19p	4526	105p
4006	75p	4527	130p
4007	19p	4528	99p
4008	80p	4529	140p
4009	35p	4532	125p
4010	45p	4538	150p
4011	24p	4543	160p
4012	24p	4556	70p
4013	38p	4560	225p
4014	70p	4569	240p
4015	75p	4572	45p
4016	35p	4584	79p
4017	75p	4585	125p
4018	76p		
4019	42p		
4020	88p		
4021	100p		
4022	88p		

74C

74LS26	45p	22p	74C20	30p
74LS27	45p	20p	74C76	60p
74LS30	18p	20p	74C85	145p
74LS32	23p	45p	74C97	125p
74LS37	35p	45p	74C98	125p
74LS38	35p	75p	74C107	100p
74LS40	25p	80p	74C160	110p
74LS42	56p	50p	74C161	145p
74LS47	78p	185p	74C162	145p
74LS48	85p	140p	74C163	145p
74LS49	99p	290p	74C192	175p
74LS73	30p	105p	74C193	175p
74LS74	42p	110p	74C194	175p
74LS75	42p	110p	74C195	175p
74LS85	98p	409p	74C903	45p
74LS88	38p	404p		
74LS90	35p	404p		
74LS93	70p	404p		
74LS96	150p	404p		

FLOPPY DISK CONTROLLERS
 FD 1771 B-01 S/D Inverted Bus £29.95p
 FD 1791 B-01 D/D Inverted Bus £39.95p

BIPOLAR PROMS

All are identical and equivalent types - we reserve the right to substitute any make.

256 bit (32 x 8) 16-pin tri-state MB 7051/ 27509/7603/600/6331/745288/82S123	395p
256 bit (32 x 8) 16-pin open collector MB 7056/27508/7602/600/6330/745188/82S23	395p
1K (256 x 4) 16-pin tri-state MB7052/745287/ 745387/TBP145A/10/9341/82S126/7610/6330	395p
2K (512 x 4) 16-pin tri-state MB7053/9344/ 82S131/7621/6306	495p
2K (512 x 4) 18-pin open collector MB7058/9343/82S107/6201/8305	495p
4K (1024 x 4) 18-pin tri-state MB7122/745476/ 9345/82S137/7643/8353/8273/3/3625/5626	995p

NEW SUPER MUSIC MACHINE KIT!

AT LAST - an affordable kit that can be PROGRAMMED TO PLAY ANY SONG OR GROUP OF SONGS! Instead of a nightmare of numerous ICs and special expensive Bipolar ROMS the SUPER MUSIC MACHINE uses a SPECIAL MASK PROGRAMMED COMPUTER CHIP one CMOS gate and the most popular erasable EPROM, the 2708/2716 series. BASIC KIT includes drilled, plated and screened PC board and ALL components except the EPROM and 12V transformer. The basic kit will play short renditions of 25 tunes through 8 WATT AMPLIFIER SECTION. Add an optional ROM and any tune programmed will be played. If you have the equipment to program 2708 EPROMs, we supply full information on programming your own music!

FEATURES

- * Basic kit contains 25 short tunes in the main IC.
- * Will address external ROM for up to 1,000 MORE NOTES per ROM (ROMS not included).
- * Operates on 12V AC or 12V DC at 500mA. (Using unit on 12V DC will with optional ROM requires 9V bias battery, not included).
- * 7 watts of audio power will drive 8 16 ohm speakers or horn speakers (not included).
- * DIP switches not included.
- * "NEXT TUNE" provision steps sequentially through all tunes.
- * Tune address can be wire jumper selected or board is designed to take DIP switches.
- * PITCH, VOLUME and TEMPO are all adjustable.
- * SPECIAL "CHIME" SEQUENCES can be activated regardless of tune address to provide for multiple doorbell applications.
- * All tunes consist of electronic musical notes played one at a time. There are no chords or harmony sound to the music.
- * STEP-BY-STEP ASSEMBLY INSTRUCTIONS provided.
- * Large number of PREPROGRAMMED ROMS with popular and classical tunes readily available. Send SAE for list and prices.

ONLY £16.75 for basic kit (plus p&p 60p).

SE 01 Sound Effects Kit

The SE 01 is a complete kit that contains all the parts to build a programmable effects generator. Designed around the new Texas Instruments SN 76477 Sound Chip, the board provides banks of MINI DIP switches and pots to program the various combinations of the SLF Oscillator, VCO, Noises, One Shot and Envelope Controls A Quad Op Amp IC is used to implement an Adjustable Pulse Generator. Level Comparator and Multiplex Oscillator for even more versatility. The 3 1/4" x 3" PC Board features a prototype area to allow for user added circuitry. Easily programmed to duplicate Explosion, Phaser Guns, Steam Trains, or almost an infinite number of other sounds. The unit has a multiple of applications. The low price includes all parts, assembly manual, programming charts and detailed 76477 chip specifications. It runs on a 9V battery (not included). On board 100MV amp will drive a small speaker directly, or the unit can be connected to your stereo with incredible results! (Speaker not included).

COMPLETE KIT ONLY £14.99 P&P 74T

NEW FROM INTERSIL ICL 7660 Voltage Converter

The Intersil ICL7660 is a monolithic MAXCOMOS power supply circuit which offers unique performance advantages over previously available devices. The ICL7660 performs the complete supply voltage conversion from positive to negative for an input range of +1.5V to -10.0V, resulting in complementary output voltages of -1.5 to -10.0V.

FEATURES

- * Simple conversion of +5V logic supply to -5V supplies.
- * Simple voltage multiplication (V OUT (n) = nVIN).
- * 99.9% typical open circuit voltage conversion efficiency.
- * 98.0% typical power efficiency.
- * Wide operating voltage range 1.5V to 10.0V.
- * Easy to use - Requires only 2 external non-critical passive components.

APPLICATIONS

- * On board negative supply for up to 64 dynamic RAMs.
- * Localized Processor (8080 type) negative supplies.
- * Inexpensive negative supplies.

ONLY £1.95 EACH

NEW EXCITING ENTERTAINING SOFTWARE FOR THE APPLE II and APPLE II PLUS!! ASTEROIDS IN SPACE!!!

If you liked Invaders you'll love ASTEROIDS IN SPACE by Bruce Wallace! Your spaceship is travelling in the middle of a shower of asteroids. Blast the asteroids with lasers, but beware - BIG ASTEROIDS FRAGMENT INTO SMALL ASTEROIDS!! The apple game paddles allow you to rotate your spaceship, fire its laser gun, and give it thrust to propel it through endless space. From time to time, too, you'll encounter an alien spaceship whose mission is to DESTROY YOU, so you'd better destroy it first! High resolution graphics and sound effects add to the arcade-like excitement this program generates. RUNS ON ANY APPLE II WITH AT LEAST 32K AND ONE DISK DRIVE!

ON DISKETTE ONLY £14.95

STEREO! \$100 SOUND COMPUTER BOARD

At last, an \$100 Board that unleashes the full power of two unbelievable General Instruments AY-3-8910 NMOs Computer sound IC's. Allows you under total computer control to generate an infinite number of special sound effects for games or any other program. Sounds can be called in BASIC, ASSEMBLY LANGUAGE, etc.

KIT FEATURES: • Two GI sound computer IC's (AY-3-8910) • Four parallel I/O ports on Board • Uses On Board audio Amps or your STEREO • On Board prototyping area • All sockets, parts and hardware are included • PC Board is soldermasked, silk screened with gold contacts • Easy, quick and fun to build, with full instructions • Uses Programmed I/O for maximum system flexibility • Both BASIC and ASSEMBLY language programming examples are included

COMPLETE KIT ONLY £59.96 includes 60 page data Manual BARE BOARD ONLY £25.00 includes 60 page data Manual AY-3-8910 chip special price with purchase of BARE BOARD (2 chips). ... £15 SOFTWARE: SCL is now available! Our Sound Command Language makes writing Sound Effects Programs a SNAP! SCL also includes routines for Register/Examine/Modify, Memory/Examine/Modify and Play/Memory. SCL is available on CP/M compatible diskette or 2708/2716 Diskette - £19.95. 2708 - £14.95. 2716 - £24.95. Diskette includes the source. EPROMS are ORG at E000H.

6809 S-100 SINGLE-BOARD COMPUTER

Meets IEEE S-100 Standard! • RS - 232 Handshake! • Selectable BAUD Rates! • Manual includes: 11" x 7" Schematic, Parts List, User Notes, Software Listings and MORE.

- Uses Motorola's Powerful MC6809 CPU!
- 4K, 8K, 16K ROM!
- 2K RAM!
- ACIA, PIA, 8080 Simulated I/O!

Bareboard only £49! (plus £1 p&p). CPU (6809) £19.00! ADSMON: Monitor (2716) £25! COMPLETE BOARD ASSEMBLED AND TESTED. ONLY £250! (plus £2 p&p).

THE NEW GI COMPUTER SOUND CHIP

The amazing AY-3-8910 is a fantastically powerful sound and music generator, perfect for use with any 8-bit micro processor. Contains 3 tone channels, noise generator, 3 channels of amplitude controls, 16 bit envelope period control, 2 parallel I/O, 3D/A converters plus much more. All in 40 pin DIP Super easy to interface to the S 100 or other Busses. ONLY £6.50 + VAT, including FREE reprint of BYTE 79 article! Also, add £2.25 for 60 page data manual. "Perhaps the next famous composer will not direct a 150 piece orchestra but rather a trio of microcomputers controlling a bank of AY-3-8910s. BYTE July 79."

LINEAR IC s INTERFACE LINEAR

AY 31350	795p
AY 38910	825p
709	30p
723	33p
741	18p
ICL7106	575p
ICL7107	695p
ICL8038	295p
ICM7216A	1875p
ICM7216B	1675p
ICM7555	80p
LM301AM	30p
LM311	50p
LM318	75p
LM324	45p
LM339	45p
LM380	65p
LM1496	65p
LM1871	550p
LM1872	550p
LM3900	50p
LM3914	225p
LM3915	225p
LM13600	125p
NE555	18p
NE556	50p
RC4136	85p

MICROBASICS

Henry Budgett explains the functions of various elements of the Heathkit H8 microcomputer

We are now, at long last, in possession of a complete microcomputer. All the various components, both hardware and software, have been assembled into a working system. The only remaining task is to explain how they all interact. If you have been following the series you should have at least the last part close at hand as I shall be making reference to various bits and pieces.

The obvious place to start is with the CPU card, and the obvious item to look at first is the clock generator.

Keeping It Ticking


The CPU requires a two-phase clock signal (the device we actually use in the H8 is an 8080A which runs at 2 MHz) and this is produced by a master oscillator, the Intel 8224. The 8224 is driven from a single 18.432 MHz crystal and produces the power-on reset pulse, the two-phase clock and a couple of other synchronisation signals. The power-on reset is simply generated by an RC time constant which charges up and, after a given time, crosses a logic threshold, producing a nice, clean pulse that is passed to the CPU and all the other circuitry.

The second phase of the clock, $\phi 2$, is also sent to all the other circuitry as a control signal. Together with the system sync pulse it will ensure that the rest of the computer keeps in step with the CPU. In actual fact the CPU card contains very little indeed. Apart from the discrete components there are only 15 main ICs. The simplicity of the circuit is in no way an indication of incompleteness; the system is modular in design and makes full use of both the bus-based design (separate functions on separate cards) and the sophisticated control ICs that have been developed to go with the 8080 series.

There is, as mentioned previously, no RAM on the CPU card at all. The only memory is the 1K front panel monitor in ROM. This means that without an additional memory card you can't get the machine up-and-running, but it does simplify the memory mapping. All the address and data lines are connected onto the 50-way bus as detailed in last month's article. The data bus is, as explained in an earlier article, bi-directional in nature. The direction of the data is decided by the memory and I/O controls which will be discussed later. The only memory address decoding done on the CPU card is to determine if an address lower than 1024 is being accessed. If so then the contents of that location in the monitor ROM are read. At all addresses greater than 1024 the ROM is disabled and its output set in the high impedance state.

Reading And Writing

To access RAM and ROM memory the computer needs to be able to control the 50-way bus. To write to memory the following actions occur. The system controller, an 8238, looks at the current processor status word and finds that the CPU is requesting a memory write cycle. It now sets its control line, MEMW, low indicating to the bus that a memory write cycle is



about to take place. The data bus is set to transmit from the CPU to the memory and the current address on A_{15} to A_{12} is decoded to determine the memory block required just as the address on A_0 through A_{11} determines the actual memory cell to be written to. Once the decoding is done the MEMW signal on the bus switches the data (on the bus) into that location. The reading of data from the memory location is much the same. The control signal in this case is MEMR and the data bus buffers are set to read from memory to the CPU but, apart from that, it's the same.

For the memory card itself, we used a 16K static board. The board start address (where it resides in the memory map) is controlled by a set of switches. The top two address lines can be decoded into four possible states. This determines which 16K block of the available 64K is being accessed. If the preset code and the current address code match, then you are using that board. The next two address lines can again be decoded into four possible states. These determine which 4K memory block of the 16K is being accessed. The remaining 12 address lines are decoded within the memory ICs and determine which of the 4096 memory cells is actually being used at that instant. Simple really! For those of you who like to see proof, Fig.1 reveals all.

The Ins And Outs

The 8080 treats I/O in much the same way as memory in that it has a pair of control signals, IOW and IOR, produced by the system controller at the correct times which determine the direction of the operation. Because the 8080 can only have 256 I/O ports, the lower eight address lines are used to specify the device address. Each address signifies a discrete port or location, much as a memory address is only valid for one location, but certain addresses are already designated by the monitor software. It should be fairly obvious by now that computers are pretty dumb, so the system designer decides to allocate certain peripheral devices to certain addresses. This means that any software written for the machine can use these defined addresses and know, in advance, what will be there.

A typical I/O card is the serial I/O and cassette card. This is intended to be used with a VDU and/or printer and a cassette tape recorder for storing programs and data. The system defines that the serial I/O port is expected to reside at the octal address 372/3 (FA/B Hex). Similarly the cassette is expected at 370/1 (F8/9 Hex). Both ports are extremely flexible. The serial port can operate at any of eight different transmission speeds with a

A ₁₂	A ₁₃	A ₁₄	A ₁₅	Block in use
1	1	1	1	60-64K
0	1	1	1	56-60K
1	0	1	1	52-56K
0	0	1	1	48-52K
1	1	0	1	44-48K
0	1	0	1	40-44K
1	0	0	1	36-40K
0	0	0	1	32-36K
1	1	1	0	28-32K
0	1	1	0	24-28K
1	0	1	0	20-24K
0	0	1	0	16-20K
1	1	0	0	12-16K
0	1	0	0	8-12K
1	0	0	0	4-8K
0	0	0	0	0-4K

Fig.1 How the memory decodes into discrete 4K blocks simply by using the top four address lines. In the case of the H8 we can page the memory into 16K units, ie one card is a page.

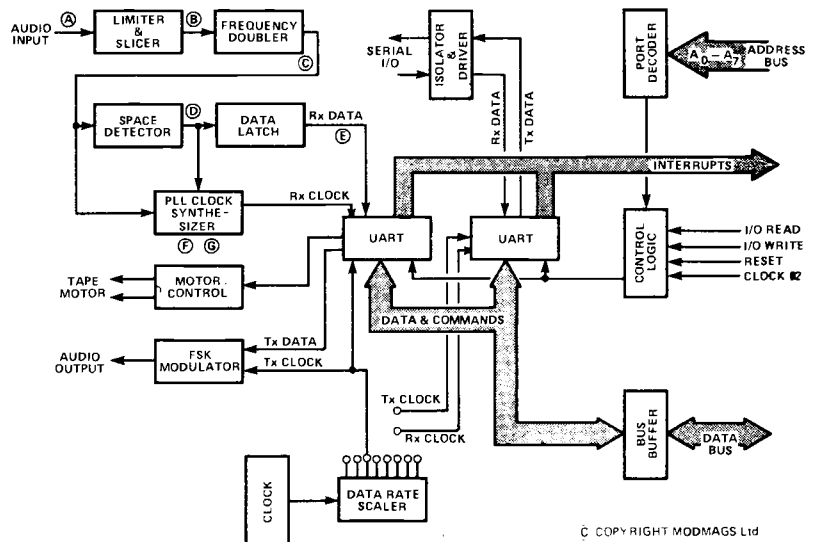


Fig.2 Block diagram of the serial I/O card. A detailed explanation of the cassette interface is given in the text, the normal serial port is conventional in operation and the techniques used have been discussed in earlier articles.

number of code options in either RS232 or 20 mA modes. The cassette interface will operate at either 300 or 1200 baud and includes full motor control.

All the clock rates are controlled by a special crystal on the card whose output is divided down to produce a number of accurate clocks. These clocks actually run at 16 times the expected transmission speed to drive the UARTs. The reasons for this were explained in an earlier episode.

Cassette Taped

It is worth taking a close look at how the cassette interface actually works as this aspect of computers is seldom explained. Figure 2 shows the block diagram of the complete I/O card, which will serve to guide us through the details of the various circuit sections.

The cassette interface stores data on tape in a serial format. As discussed in an earlier article, serial data needs extra codes to indicate the start and end of each data byte and, you will be relieved to hear, the cassette interface is no exception. Data is stored on tape as a string of 'ones' and 'zeros' with '1' being represented by a burst of 2400 Hz and '0' being a burst of 1200 Hz. To be able to read the data back, the interface must, therefore, be able to distinguish the start and finish of any data byte and the difference between the two tones.

We will concentrate on the input section first and it is important to follow Fig.3 as we go through it. The audio input is first limited in size by chopping the signal with a pair of diodes. This eliminates the possibility of overloading the circuitry with any large amplitude signals. The signal is now fed into a comparator so that a square wave of similar frequency is produced. These are the top two traces in Fig.3.


This signal is fed into a frequency doubler. This consists of two monostables. Each produces a short pulse but on opposite 'edges' of the signal, as shown in the third and fourth traces. These are then combined to produce the fifth trace, which is a signal of twice the frequency of the original. The signal is now split to feed a space detector and a clock synthesiser. The space detector is simply a retriggerable monostable whose time constant is 't'. As can be seen from the diagram the monostable will remain triggered for a 2400 Hz source signal but drop out during

a 1200 Hz signal, so we have now detected the 'space'. This signal is fed into a data latch which simply consists of a bistable that triggers on the positive edge of the signal and resets on the 'space'. We now have a serial data stream of '0s' and '1s' that we can feed into a conventional UART. We still need a clock to drive the UART and this is actually produced by the data itself in the following way. The twice-frequency signal is fed into a divider IC that is set to divide by one if the signal is 1200 Hz or divide by two if it is 2400 Hz, ie the output will always be same frequency regardless of the input frequency. This signal has an uneven mark-space ratio and this is fed into a bistable which divides the frequency by two and makes it into an even mark-space signal. This is fed into a PLL (Phase Locked Loop) device which multiplies the frequency by 16. This is the signal that the UART needs. We have now recovered the data from the tape and used it to produce its own clock. This is called a self-clocking code.

Now, you are probably wondering, just how did the clock get onto the tape in the first place? The simple answer is that a system known as FSK or Frequency Shift Keying was used, but there's more to it than that. The UART is clocked by either a 19,200 Hz or a 4800 Hz signal depending on the baud rate you have chosen (1200 or 300) and this causes the serial output of data, which is inverted and fed into a bistable clocked by a 4800 Hz signal. When the data is set high the bistable will divide the clock signal by two and produce the 2400 Hz 'mark' signal. When the data is set low the 4800 Hz signal is fed through two bistables thus dividing it by four to produce the 1200 Hz 'space' signal. Because the controlling factor in this process is the length of time that the data is present, the length of tone recorded on the tape is directly related to the original transmission speed, which we can recover in the manner detailed above.

Expanding The System

The equipment that we currently have forms the basis of a complete computer system. The simple front panel controls can be replaced by a VDU (Visual Display Unit) or a Teletype, both of which will allow you to take advantage of the various high and low level languages available. You can attach a printer to another RS232 port for nice listings of your programs or



A different view of the box with its lid off. We have removed the front panel so you can see the control card and the elevated card at the rear is a part-built serial I/O and cassette unit. As can be seen at the back of the box, the mains transformer is not exactly small. The shielded area to its left is the mains input and that to its right is the power supply smoothing capacitor. All the components of the case are extremely robust — it's built like a tank. All the circuit boards are well legended and construction is rather laborious but not difficult.

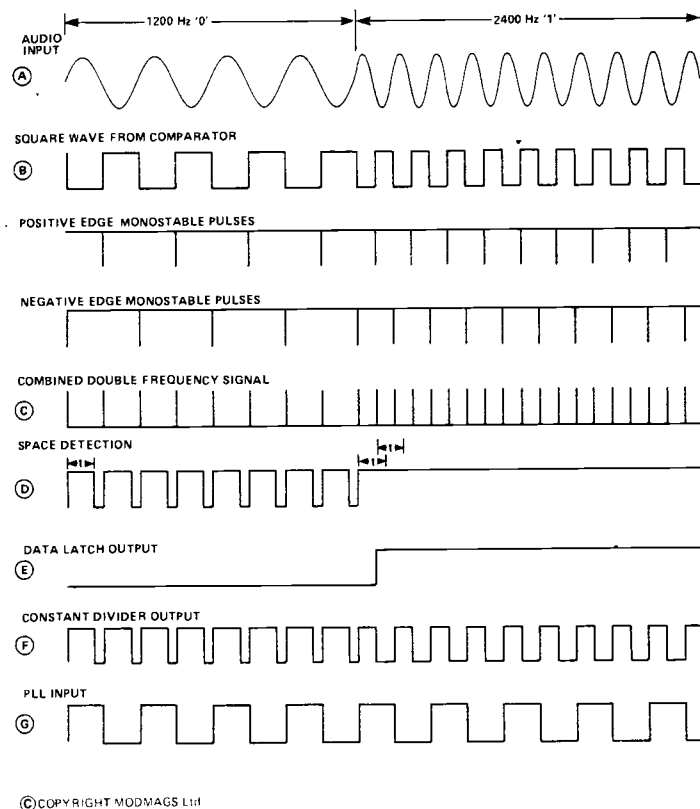


Fig.3 What the waveforms look like during cassette interface operation. They are all referred to in the text and are related to sections of Fig.2.

results of calculations. Sooner or later you will find that the speed or capacity of the cassette unit is less than you need and then you can add devices like floppy discs. At this time the original microcomputer has completely vanished from sight; it has become 'transparent' to the user.

The point of change between computer and system is hard to define but from the user's viewpoint it is probably the moment when the hardware ceases to be important and the software takes over. The best designed computer hardware in the world can be reduced to a useless heap of junk if it is equipped with bad software. It is true to say that with the vast increase in the complexity of the various ICs the actual design of the computer is considerably less of a problem than the production of the necessary software.


All the future range of assemblers, high level languages, compilers, editors and utility packages will rely on the correct design of the original monitor. At least one major personal microcomputer system has been dogged by the continual release of 'up-dated' monitors. Enhancements to an existing piece of software are fine but complete re-writes tend to cause major problems, not just in the supplying company but in the whole support industry that grows up around each system. One of the original reasons behind my choice of the H8 for use in this series was that it was a tried, tested and proven machine that wasn't being continually messed around with.

The Soft Solution

I've just about exhausted the hardware possibilities, at least as far as this series is concerned. If you have any specific questions that you feel should be answered then please drop a line to Microbasics, c/o Electronics Today International, 145 Charing Cross Road, London WC2H 0EE and I'll endeavour to reply to the best, in print, in our June issue which will be the last in the series.

For the next two months I'm going to take a brief look at some simple software techniques. We'll be working in BASIC and the programs will be as 'universal' as possible, so you should be able to try them out on any machine equipped with the language.

The H8 CPU card is supplied ready-built and contains remarkably little. The 8080A is in the centre next to the crystal, the large IC to its left is the monitor ROM and the large IC below the CPU is the master system controller.



A bird's-eye view of the H8's internals showing how the front panel card stacks in. The first bus card is the CPU card, the next one is a 16K static RAM card, both of which are supplied ready-built to avoid nasty and expensive accidents with static electricity.

ETI

INTRUDER ALARMS

BRANDED INTRUDER ALARMS AT DISCOUNT PRICES FOR LIMITED PERIOD ONLY

Alarm with self-contained siren. Keyed and timed entry, using minimal power consumption on stand-by. With circuit-fault indicator, 3 reed switches, 1 pressure mat, wire and full installation instructions. **£36.80**

Siren extension unit to increase range **£11.75**

Self-powered siren (sounds if separately attacked) **£25.00**

Self-powered bell (sounds if separately attacked) **£29.00**

Reed switches (surface) **£1.00**

Reed switches (flush) **£0.90**

Pressure Pad — 27" x 15" **£2.20**

Pressure Pad — 22½" x 6¾" **£1.60**

All above prices inclusive of V.A.T. and postage. Terms: Cash with order. Write to Yale Security Products, Wood Street, Willenhall, West Midlands WV13 1LA. Telephone: 0902 66911. Telex: 338251.

BUILD YOUR OWN METAL DETECTOR VLF/TR VCO/TR IB/TR BFO...

Pre-aligned search heads — test equipment not required. Literature available in return for SAE. Manuals and parts sold separately: write or phone for price. Export welcome: write for quote.



Shadow VLF/TR. Full specification discriminator, not just ferrous/nonferrous indication. It works by measuring the conductivity of the target; now you can reject nails bottle caps even aluminium foil and ring pull tabs! Full ground effect exclusion over normal or high permeability soils. The head is thermally and capacitively shielded. 4 modes: deepseeking VLF plus 3 TR discriminating ranges. Push button "memory" tuning. Performance equals commercial detectors costing £200! As described in ETI. **Complete kit now only £87.67 inc. VAT & post!!**

Shadow TR/1B

Individual parts: Search head £21.33 PCB £6.80 Case £5.33 Adjustable shaft assy. £5.10. LM393 £1.12. Manual (gives more info. than ETI article — and extra function) £1.12. **All inc. VAT & post!** (Other parts also available separately)

Shadow TR/1B (illustrated). A true transmit/receive/induction balance detector at a budget price for anyone who doesn't need discrimination. Waterproof and thermally insulated search head. Good sensitivity. Built-in speaker and headset jack. **Complete kit £33.60 inc. VAT and Post.**


Shadow TR/VCO. An advanced version of the TR/1B. Use as a sensitive 1B machine or switch to VCO mode when the sound changes to a varying pitch, allowing easier use over mineralised ground and enabling detection of negative, high permeability anomalies. **Kit price £38.87 inc. VAT and Post.**

Matching stereo headphones for all Shadow models £5.85 inc. VAT and Post

Shell Kit. Consists of the (hard to find) hardware items, for detectors of your own design. Fully adjustable shaft with handle, search head mouldings (int. diam. 185mm) with hinge assembly, special clips to mount your own control housing (any box is suitable). Completely non-metallic and undrilled. With assembly instructions **£14.45 inc. VAT and Post.**

**ALTEK (ETI), 1 Green Lane
Walton-on-Thames Surrey**

Order by post or phone (24 hours). Access & Visa Cards quote number. Callers by appointment only please. **Phone (093 22) 44110 anytime!**



New project?..

If you're about to start on a new project, you're no doubt looking for the right enclosure. With around 1,000 different cases and 250,000 case parts currently in stock, we must be your number one choice. Why not send for our free catalogue.

**Specify West Hyde—
we've a good case for it!**
WEST HYDE

West Hyde Developments Limited
Unit 9, Park Street Industrial Estate, Aylesbury, Bucks.
Telephone: (0296) 20441. Telex: 83570 W HYDE G.

Month	Project	Case
October 1979	Audiophile Pre-Amp	CL2 CDL
	Audiophile Power amp	CL2 CGL
	Audiophile PSU	CL2 AEL
January 1980	Moving Coil Pre-amp	CL2 ADJ
Jan-Aug 1980	Modular Synthesiser Units	TEK A23G
July 1980	Stereo Image Coordinator	CL2 CDJ
January 1981	Audiophile FM Tuner	CL2 CDJ
	Universal Timer	SAM 007
	Sound Pressure Level Meter	BOC 709B
	Crystal Frequency Calibrator Standard	BOC 434


Written or telephone orders accepted from Access and Barclaycard holders.



Self Instruction Courses from Cambridge Learning

They're faster and more thorough than classroom learning; you pace yourself and answer questions on each new aspect as you go. This gives rare satisfaction — you know that you are learning and without mindless drudgery. With a good self-instruction course you become the world's best teacher.


MICROCOMPUTERS ARE COMING— RIDE THE WAVE! LEARN TO PROGRAM!



MILLIONS OF JOBS ARE THREATENED, BUT MILLIONS MORE WILL BE CREATED

LEARN BASIC

The language of the small computer and the most easy-to-learn computer language in widespread use. Teach yourself with a course which takes you from complete ignorance step-by-step to real proficiency with a unique style of graded hints. In 60 straightforward lessons you will learn the five essentials of programming: problem definition, flow-charting, coding the program, debugging, clear documentation. Harder problems are provided with a series of hints so you never sit glassy-eyed with your mind a blank. You soon learn to tackle really tough tasks such as programs for graphs, cost estimates, compound interest, and computer games.



COMPUTER PROGRAMMING IN BASIC (CPB) 4 Vols. £10.00

Book 1 Computers and what they do well; READ, DATA, PRINT, powers, brackets, variable names; LET; errors; coding simple programs.
Book 2 High- and low-level languages; flowcharting; functions; REM and documentation; INPUT, IF...THEN, GO TO; limitations of computers, problem definition.
Book 3 Compilers and interpreters; loops, FOR...NEXT, RESTORE; debugging; arrays; bubble sorting; TAB.
Book 4 Advanced BASIC; subroutines; string variables; files; complex programming; examples; glossary.

THE BASIC HANDBOOK (BHB) £11.50

This best-selling American title usefully supplements our BASIC course with an alphabetical guide to the many variations that occur in BASIC terminology. The dozens of BASIC 'dialects' in use today mean programmers often need to translate instructions so that they can be RUN on their system. The BASIC Handbook is clear, easy to use and should save hours of your time and computer time. A must for all users of BASIC throughout the world.

A.N.S. COBOL (ANS) £5.90

The indispensable guide to the world's No. 1 business language. After 25 hours with this course, one beginner took a consulting job, documenting oil company programs and did invaluable work from the first day. Need we say more?

Flow Charts and Algorithms

are the essential logical procedures used in all computer programming and mastering them is the key to success here, as well as being a priceless tool in all administrative areas - presenting safety regulations, government legislation, office procedures etc.


THE ALGORITHM WRITER'S GUIDE (AWG) £4.00

explains how to define questions, put them in the best order and draw the flow chart, with numerous examples.

JOIN THE DIGITAL REVOLUTION!

DESIGN OF DIGITAL SYSTEMS (DDS) 6 Vols. £13.50

Written for the student or enthusiast, this course is packed with information, diagrams, and questions designed to lead you step-by-step through number systems and Boolean algebra to memories, counters, and simple arithmetic circuits; and finally to an understanding of the design and operation of calculators and computers




BOOK 1 Decimal, Octal, hexadecimal, and binary number systems and conversion between number systems; negative numbers; complementary systems. **BOOK 2** OR and AND functions; multiple-input gates; truth tables; De Morgan's Laws; canonical forms; logic conventions; Karnaugh mapping; three-state and wired logic. **BOOK 3** Half, full, serial, and parallel adders; subtraction; processors and ALU's; multiplication and division. **BOOK 4** flip flops; shift registers; asynchronous, synchronous, ring, Johnson, and exclusive-OR feedback counters; ROMS and RAMS. **BOOK 5** Structure of calculators; keyboard encoding; decoding display-data; register systems; control unit; PROM; address de-coding. **BOOK 6** CPU; memory organisation; character representation; program storage; address modes; input/output systems; program interrupts; interrupt priorities; programming; assemblers; computers; executive programs; operating systems.

Digital calculators and watches came in during the 1970's. Soon you will see digital cash cards, telephones, car instruments, and TV messages from your friends.

DIGITAL COMPUTER LOGIC AND ELECTRONICS (DCL) 4 Vols. £7.50

A course covering the material in *italics* on the left, but at a slower pace. (4 vols)



GUARANTEE — No risk to you. If you are not completely satisfied your money will be refunded without question, on return of the books in good condition within 28 days. Our free booklist is sent with each order.

CAMBRIDGE LEARNING LTD. (Registered in England No. 1328762)
Unit 10, Rivermill Site, FREEPOST, St. Ives, HUNTINGDON, Cambs PE17 4BR. Phone 0480 67446

Order Form

To: Cambridge Learning Ltd., Unit 10, Rivermill Site, Freeport, St. Ives, Huntingdon, Cambs. PE17 4BR

PLEASE SEND: Quantity

- CPB (£10.00)
- BHB (£11.50)
- ANS (£5.90)
- AWG (£4.00)
- DDS (£13.50)
- DCL (£7.50)

THESE PRICES COVER THE COST OF SURFACE MAIL WORLDWIDE, AIRMAIL: Europe, North Africa, Middle East, add 1/2 to price of books. Japan, Australia, New Zealand, Pacific Islands add 3/4. Elsewhere add 1/2.

U.K. Delivery: up to 28 days (or send 50p per course for 1st class post.)

Name

Address

FOUR WAYS TO PAY:

- 1) A U.K. cheque or a U.K. postal order (Not Eire)
- 2) A bank draft, in sterling on a London bank (available at any major bank)
- 3) Please charge my Access/American Express/Barclaycard/Diners Visa/Mastercharge/Trustcard

Card No


Expiry Date

Signed

Or phone us with these credit card details on 0480 67446 (24 hour ansafone service)

COMBINATION

ETI LOCK



ETI presents the ultimate security device, a semi-intelligent security lock. It is key-pad operated and has 100 million possible key-code combinations. Design by Ray Marston. Project development by Plamen Pazov.

We at ETI are rather proud of this project, which can justly be described as a semi-intelligent key-pad-operated combination lock that can be used to protect the home, office or car. The unit's key-pad has 10 buttons numbered 0 to 9, plus reset and unlock buttons. To open the lock, a pre-determined eight-digit combination must be punched into the key-pad. If the correct number is punched in, an 'unlock ready' LED illuminates, at which point a relay (the 'lock') can be activated by pressing the 'unlock' button. If a wrong number is punched in, the lock will not open but will initiate an action (ranging from 'do nothing' to sounding an external alarm) dependent on the nature of the error. Any desired combination of the owner's choice can be chosen by hard-wiring a DIL plug; the combination can be changed in seconds simply by swapping DIL plugs.

The really smart feature of the unit is its ability to distinguish between authorised and unauthorised operators. The circuit measures keying factors such as the total durations of key-pad and reset switch closures, the elapsed time since keying initiation and the presence or lack of keying errors. The circuit can, on the basis of these measurements, distinguish between childish fiddlers, drunken operators, authorised operators who make genuine keying errors and thieves who are trying to break the combination, and take appropriate action in each case.

Authorised Operation

The security lock is provided with three LEDs, marked 'ready', 'unlock ready', and 'disabled'. All three LEDs are normally off, indicating that the unit is ready to accept a keying sequence. As soon as the first key-pad closure is made, the 'ready' LED turns on and the keying sequence can continue.

When the fifth digit is punched in, the circuit checks to see if any keying errors have been made and if so generates a brief bleep sound, at which point the operator can cancel the sequence with the reset button and then punch in a new set of numbers. If no errors have been made, the circuit continues to accept keying instructions until the eighth digit is punched in, at which point the circuit again checks for errors. If no errors have been made, the 'unlock ready' LED illuminates and the lock-control relay can be activated by pressing the unlock button. If,

on the other hand, an error has been made, an alarm tone will sound, at which point the operator can cancel the sequence and the alarm with the reset button and punch in a new set of numbers.

The security lock incorporates a timing network which measures the elapsed time since the initiation of key-pad operation. This timer enables the operator to have two or three goes at opening the lock, enabling a reasonable number of keying errors to be accommodated. Once the correct combination has been punched in and the lock has been opened, the operator should reset the lock using the reset button. If the operator forgets to reset manually, the timing circuit will perform the operation automatically after a delay of (typically) about 30 S, but will then go into an auto lock-out mode (indicated by the turning on of the 'disabled' LED) in which it accepts no further keying instructions for 30 S. At the end of the lock-out period the 'disabled' LED turns off and the circuit is ready to accept a new keying sequence. The key-pad must not be actuated when the 'disabled' LED is on.

Childish Fiddling

If children try activating the security lock by pressing the key buttons at random the circuit will, on the fifth key button actuation, detect a keying error and generate a brief bleep tone and then refuse to accept any further keying instructions unless the circuit is reset, in which case the same set of actions will recur. After a total of 6 S of key-pad closures, or a maximum of 60 S after the first push-button closure, the circuit will go into the auto lock-out mode and will accept no further instructions until 30 S after all key-pad buttons are released, at which point the circuit will automatically reset in readiness for an authorised keying instruction.

Operation By Thieves

It should be noted that the first five digits of the lock code have 100,000 possible combinations, so the chances of an unauthorised person getting past the fifth digit are very slight. If an operator does get past the fifth digit, the security lock automatically regards them as potential thieves and reacts accordingly.

Consequently, if keying errors are made subsequent to the

fifth digit and are not corrected within a reasonable space of time (an absolute maximum of 60 S) the circuit goes into an emergency alarm and auto lock-out condition in which an alarm tone is generated and a relay (which can be used to activate an external alarm) turns on and cannot be turned off again manually, but will only turn off (automatically) if the key-pad remains unused for 30 S or so.

Operation By Drunks

The automatic protection circuitry of the security lock measures a variety of keying factors and the on-board timing networks can readily be adjusted to that the lock can be opened by the deft and nimble fingers of a sober operator, even allowing for two or three keying errors, but not by the fumbling and slow-operating fingers of a drunk.

Applications

The security lock requires a 12 V power supply and typically consumes a mere 1 uA or so when in the standby mode. The unit can be used to protect the home or office by using the lock-control relay to activate an electric door latch and the alarm relay output to actuate an external siren or burglar alarm, etc.

The device can be used to protect a car against thieves or drunken drivers by wiring the lock-control relay in the self-latching mode via the ignition switch, using the output to control the ignition circuit and the alarm relay output to actuate the car horn.

Construction

The unit is built up on two PCBs — one small and one large. The small PCB holds the keypad switches plus IC1 and its associated resistors and diodes. In domestic applications, this PCB is intended to be fitted in a small box and mounted on the outside (access side) of a door, together with the three LEDs and the small acoustic transducer, while the remaining circuitry (on the large PCB) is mounted on the inside of the door. The two units are interconnected by a length of multi-way ribbon cable.

The large PCB is a fairly complex single-sided affair using a couple of dozen jumper links. We've made provision for either mounting two small PCB-mounting relays on this large board or for mounting larger relays remotely, as preferred. We've also made provision for wiring the desired key-code through a 24-pin DIL plug.

Start the construction by building the small PCB, remembering to mount IC1 in a suitable socket and noting that the PCB is designed to accept the Ambit key-pad switches mentioned in 'Buylines'. When construction is complete, fit the unit into a suitable die-cast box, together with the three LEDs and the small acoustic transducer and a reasonable length of interconnecting ribbon cable.

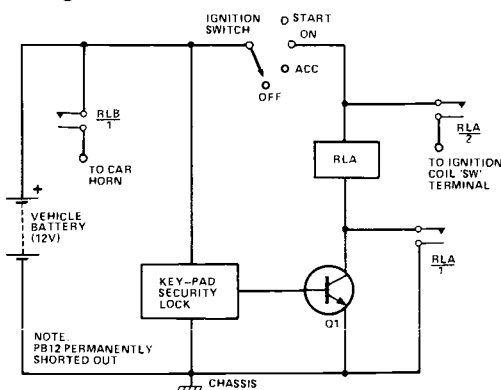


Fig.1 Method of wiring the security lock for use in a car.

Now build up the large PCB, again remembering to provide all ICs with suitable sockets. Do not fit the ICs in place at this stage. When construction is complete, double-check the assembly against the component overlay, paying particular attention to the jumper links and to the polarities of all diodes. Now wire the desired keyboard code sequence into the unit using the 24-way DIL plug, wiring the first number from point 'a' to the desired number on the left hand side of the plug, the second from point 'b' to the desired number and so on until all eight digits are wired in. If you want to use six or seven (rather than eight) digits in your code, simply wire a suitable link from 'x' to the appropriate number on the right hand side of the plug, as shown in the diagram.

At this stage, interconnect the two PCBs and then fit the ICs to the large board IN NUMERIC SEQUENCE (IC2 to IC8). If it is subsequently necessary to remove an IC, note that all higher-numbered ICs must be removed in reverse sequence until the offending IC is reached. Now connect the unit to a 12 V supply, briefly press the reset button and check that all LEDs are off. Give the unit a functional check by keying in the appropriate sequence of numbers and check that the 'unlock ready' LED illuminates. Check that the alarm sounds briefly if an incorrect sequence is punched in, as already described. The unit is then ready for installation and use.

Installation

The key-pad security lock can be used to protect a car against drive-away thieves or drunken drivers by using one set of lock-control relay contacts to make or break the vehicle's ignition circuit, as shown in Fig.1. Here, the security lock unit is permanently wired to the vehicle's battery, but the connections to relay RLA and driving transistor Q1 are made via the ON position of the ignition switch; the relay is wired in the self-latching mode via contacts RLA/1 and the RLA/2 terminals are used to make/break the supply connections to the vehicle's ignition coil. The RLB/1 connections are taken to the car's horn. Note in this application that unlock button PB12 should be permanently shorted out.

The key-pad security lock can be used to protect access doors in homes and offices, or safe doors, etc. The electrical connections are quite simple in these applications (see Fig.2), but some ingenuity may be needed in implementing the electro-mechanical latching mechanism. Here, the lock is permanently powered from a mains-derived IC-regulated 12 V DC supply, contacts RLA/1 are used to make or break a DC supply to the electric door-latch and RLB/1 is used to make or break an AC supply to a 12 V alarm bell.

Electric door latches are available from major locksmiths and from security firms such as BSC (Security) Ltd, 34/35 Dean Street, London W1V 5AP (Tel: 01-439 4536), but are rather expensive, typically costing some £12 to £15 each. Ingenious readers may be able to find far cheaper ways of implementing effective electric door latches.

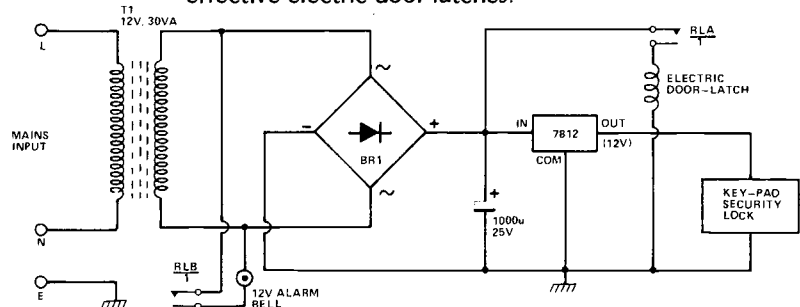


Fig.2 Method of wiring the security lock for use in the home or office. In applications where power failure might occur, the switch and latch should be powered from a back-up battery (Ni-Cd or lead acid) under constant trickle charge. The alarm is still powered from the mains.

HOW IT WORKS

The key-pad security lock circuit comprises three major sections, the most important being a dual code-word generator/comparator network. The remaining two are the error detection/indication and auto lock-out circuitry.

The basic operating principle of the complete circuit is fairly easy to grasp. The dual code-word generator/comparator network, which is the heart of the unit, contains two four-bit code word generators and a two-word comparator. One of these generators is driven from the 10-button key-pad and generates a specific code word for each of the 10 buttons and, simultaneously, generates a press-detection waveform when any button is pressed. This press-detection waveform is used to clock an eight-step counter. The second code-word generator is driven from the output of the eight-step counter and generates one of 10 possible four-bit code words in each position of the counter. A sequence of eight four-bit code (or reference) words (corresponding to the desired eight-digit code) is hard-wired into this generator.

At the start of each sequence of keying operations, the counter is reset to zero. Thus, when the first key-pad press operation is performed, a four-bit key-pad code word is generated and, simultaneously, the counter selects the first of the four-bit reference words. The circuitry then compares the two words and if the numbers are not identical an error detector latch is activated. This process is repeated, with a new key-pad and reference number being generated and compared, each time that a key-pad button is pressed.

If no key-pad error is detected by the time the eighth key-pad operation has been performed, the output relay will be enabled by the error detection circuitry and can be activated by operating an unlock push-button. If, on the other hand, an error is detected, an alarm indication will be given and the unlock relay will not be enabled. The type of alarm indication depends on the nature of the keyboard error and ranges from a simple beep to the actuation of an external alarm through a relay output.

The auto lock-out circuitry measures factors such as the total duration of key-pad press operation and the elapsed time from the start of a keying sequence, etc., and rejects keying operations if certain parameters are exceeded.

The dual code-word generator/comparator section of the unit is designed around IC1 to IC5, plus IC8a and IC8b. IC1 and IC2 are eight-input priority encoders. They have eight independent inputs (coded 0 to 7) and generate a three-bit binary code output in accordance with the highest activated input. The code ranges from 000 when the 0 input is active to 111 when the 7 input is active. Pin 15 of the chip is normally high, but switches low when any input is active.

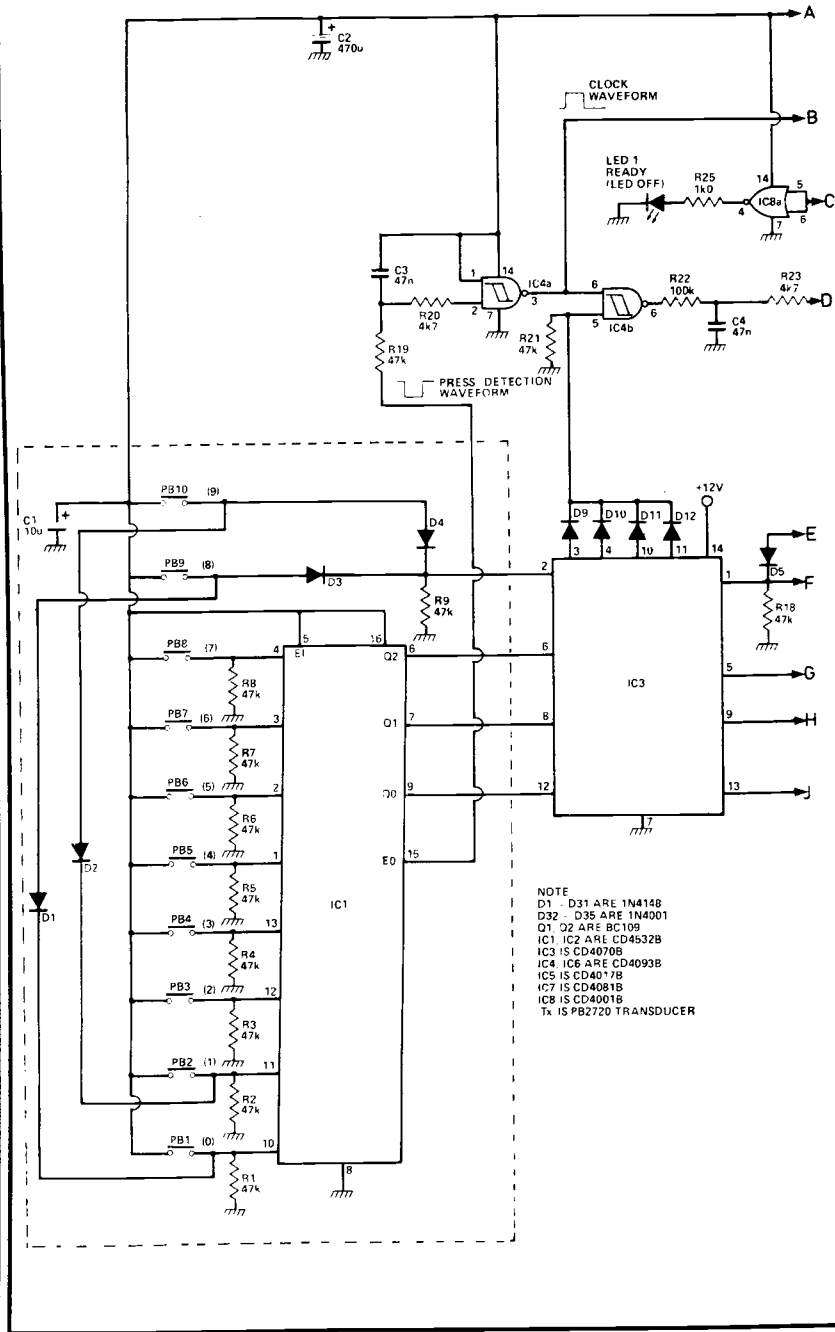
In our application, IC1 and IC2 are each supplemented by a diode gate network that enables a four-bit code to be generated via 10 input terminals. The inputs to the IC1 code-generator are derived from the 10-button key-pad, and the pin 15 press detection waveform is used to generate a positive clock pulse by the IC4a bounce suppression circuitry. The clock pulse is fed to the input of a 4017 counter/decoder (IC5), which thus shifts one step each time a key button is pressed. The inputs to the IC2 code-generator are derived from the decoded outputs of IC5 through D16 to D23 and can be hard-wired to give any desired code sequence.

The four-bit outputs of the two code-word generators are compared by the IC3 quad two-input EX-OR gate and by the D9-D12 four-input OR gate and NANDed with the clock waveform by IC4b. The output of IC4b is glitch-suppressed by R22 and C3 and the resulting signal is fed to one input of the IC4c-IC4d bistable latch. The outcome of all this is that the C3 voltage is normally high, but goes low (in synchrony with the clock waveform) if an incorrect codeword is generated from IC1 by the keyboard.

At the start of each keying sequence the IC5 counter is reset, either automatically or by PB11 and pin 3 goes high. This voltage is inverted by IC8a to drive 'ready' LED1 off and by IC8b to reset the IC4c-IC4d bistable so that the output of IC4c goes low. As soon as the keying sequence is initiated, pin 3 of IC5 goes low and LED1 illuminates via IC8a and, simultaneously, the IC4c-IC4d fault detection bistable is enabled. If any keying fault is subsequently detected, the IC4c output of the bistable latches into the high state.

The error detection/indication circuitry section of the circuit is designed around IC7, IC8c-IC8d, IC6a-IC6b, the Q1 relay driver and the IC4c-IC4d bistable already described. IC6a-IC6b are wired as a gated astable with a buffered output that is used to drive a small acoustic transducer and IC8c-IC8d are wired as a latching alarm bistable.

If a keying error occurs, the output of IC4c locks into the high state. If the error occurs within the first five keying operations, the output of AND gate IC7a will go high on the arrival of the fifth keying operation and feed a brief gating pulse to the IC6a-IC6b astable via C4-R32-D24-D25 and cause a brief audible tone to be generated.



Simultaneously, D15 drives the inhibit terminal of IC5 high and causes the counter to ignore all subsequent clock signals until the counter is reset.

If the keying error occurs between the fifth and eighth operation, the output of IC7b will go high on the arrival of the eighth keying operation and activate the IC6a astable via D26, causing an alarm tone to be generated until IC5 is reset. Simultaneously, the IC8c-IC8d alarm bistable will latch and, if the keying error is not corrected within a reasonable time (by resetting the counter and re-keying the correct number sequence) it will cause the output of IC7d to switch high (via the auto lock-out circuitry) and drive the IC6a astable on via D27 and relay RLB on via Q2. The RLB contacts can be used to activate an external alarm generator. The counter inhibits via D15 when its 8 output goes high.

If the correct sequence of numbers is keyed into the security lock, the counter will again inhibit on the arrival of the eighth keystroke, but in this case 'unlock ready' LED2 will be driven on by IC7c, enabling lock-control relay RLA to be activated by PB12.

The auto lock-out circuitry is designed around the IC6c-IC6d

PROJECT : Combination Lock

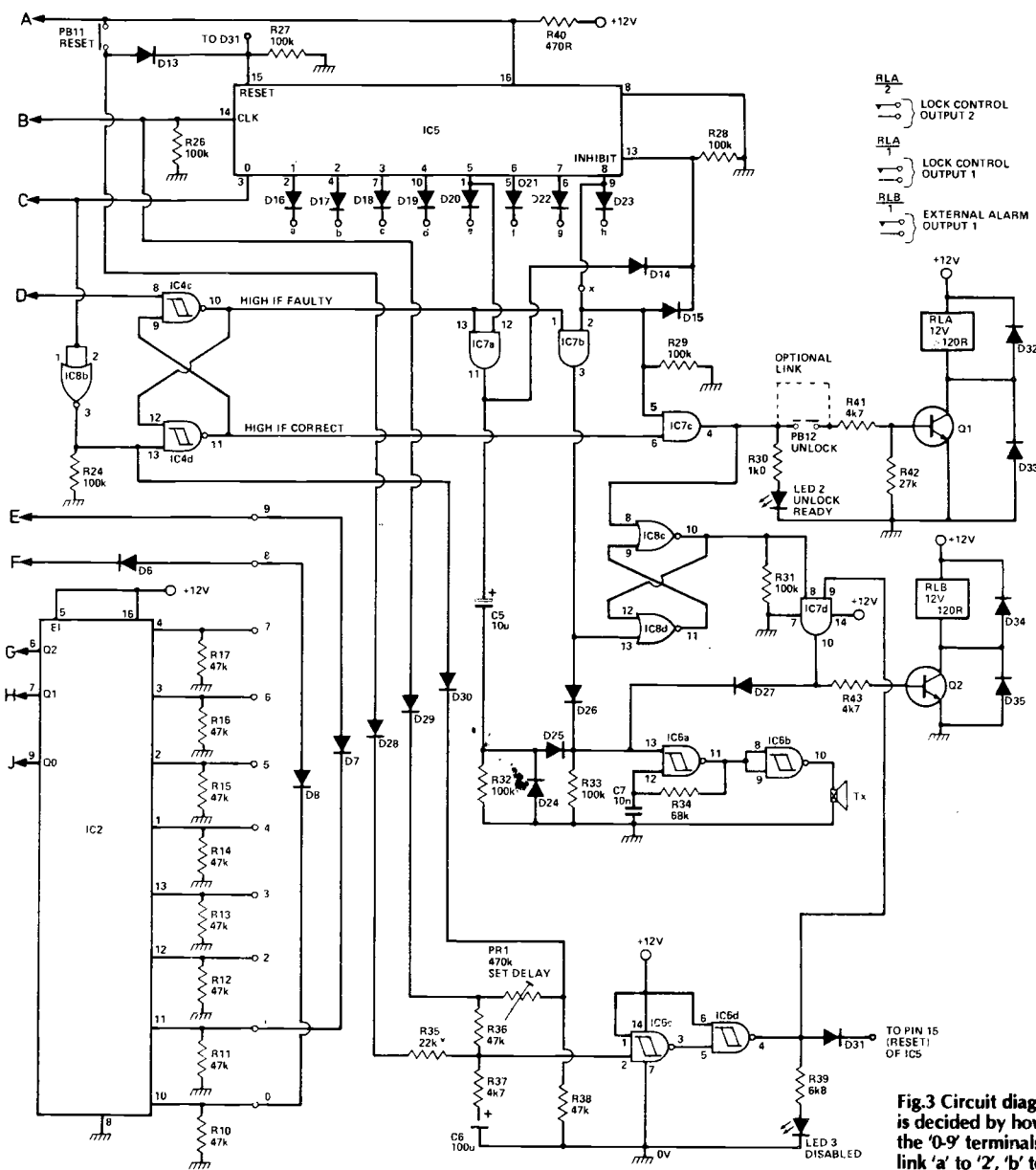


Fig.3 Circuit diagram. The required combination is decided by how you wire the 'a-' terminals to the '0-9' terminals eg. for combination 22831874 link 'a' to '2', 'b' to '2', 'c' to '8', etc. Also note that if space is restricted (e.g. car dashboard) you can dispense with all but, say, two pushbuttons. The combination is then reduced to pushing the two buttons in the correct sequence.

non-inverting Schmitt network, which has its input applied via C5 and its output taken to the reset terminal of the IC5 counter by D31. In essence, this circuit is used to measure various time-related characteristics of keyboard operation and to inhibit operations if these characteristics exceed preset limits.

C5 can be charged by any of the D28-D30 networks, and discharges by PR1 and R38 (and possibly R36) and the circuit is configured so that LED3 turns on and the circuit is disabled (by locking the counter into reset by D31) if the C5 voltage rises to two thirds of V + ; LED3 turns off and the counter is re-enabled if the C5 voltage falls below one third of V + . C3 can be charged from any of three sources. It can be charged through reset button PB11 and D28-R35, in which case LED3 will turn on with 3 S of continuous PB11 closure, but will not turn off again until roughly 30 S after PB11 release. The circuit thus responds to the number of manual reset operations.

C5 can also be charged by the clock pulse waveform (which gives a direct measure of key-pad press durations) and D29-R36, in which case LED3 will turn on with a total of 6 S of keyboard closures, but will not turn off again until 30 S after the final release of all keyswitches.

Finally, C5 can also be charged through D30 and PR1. In this instance, charging commences as soon as any key-pad switch is activated (pin 3 of IC5 goes low) and LED3 typically turns on 60 S after the initiation of key-switch operations (the precise period can be varied by PR1). This input ensures that the circuit will eventually reset automatically if the owner forgets to reset the circuit manually after keying a correct number sequence, or if unauthorised persons (children) try playing with the keyboard.

The C5 charging network has an additive time constant such that an authorised and sober operator can have two or three tries at opening the lock before auto lock-out occurs, whereas a drunken operator (with fumbling a slow-operating fingers) will have little chance of opening the lock. Similarly, unauthorised persons can make very few key-pad operations before auto lock-out occurs, ensuring that there is virtually no chance of cracking the lock combination (there are 100 million possible combinations). If auto lock-out does occur, the circuit can be re-enabled by simply allowing the key-pad, etc., to 'rest' for 30 S or so until LED3 turns off, at which time a further attempt can be made at opening the lock.

PARTS LIST

Resistors all 1/4 W 5%

R1-19,21,36,38	47k
R20,23,37,41,43	4k7
R22,24,26,27,-	
28,29,31,32,33	100k
R25,30	1k0
R34	68k
R35	22k
R39	6k8
R40	470R
R42	27k

Potentiometer

PR1	470k
-----	------

Capacitors

C1	10u 16 V axial electrolytic
C2	470u 16 V axial electrolytic
C3,4	47n polyester
C5	10u 16 V axial electrolytic
C6	100u 16 V axial electrolytic
C7	10n polyester

Semiconductors

IC1,2	45328
IC3	4070B
IC4,6	4093B
IC5	4017B
IC7	4081B
IC8	4001B
Q1,2	BC109
D1-31	1N4148
D32-35	1N4001
LED1-3	0.125" red LEDs

Miscellaneous
 PB1-12 KHC10901 (push-to-make non-locking)
 RLA, RLB 2 pole C/O, 12 V, coil > 120R
 Tx Piezo-electric sounder (PB 2720)
 Verocase (code 202-21035F), diecast box (120 x 65 x 40 mm), 24 pin DIL socket and 24 pin DIL Header, 14 pin DIL insulation displacement connectors (2 off), ribbon cable, caps for switches (KT5 — 12 off).

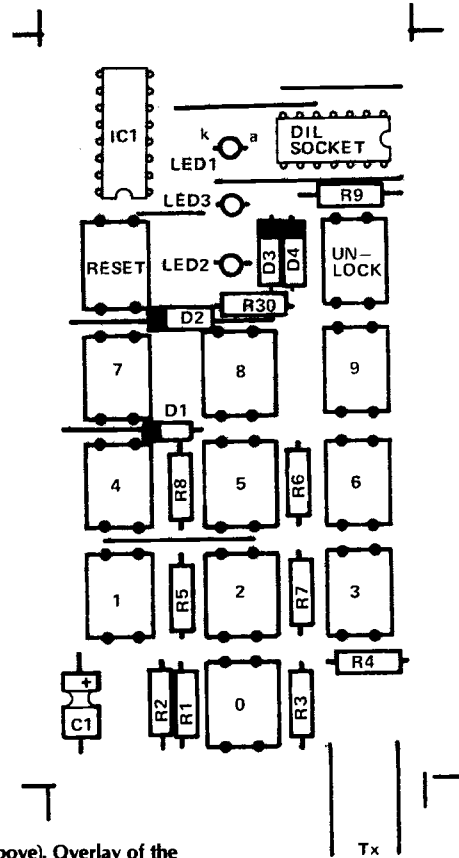


Fig.4 (Above). Overlay of the key-pad PCB.

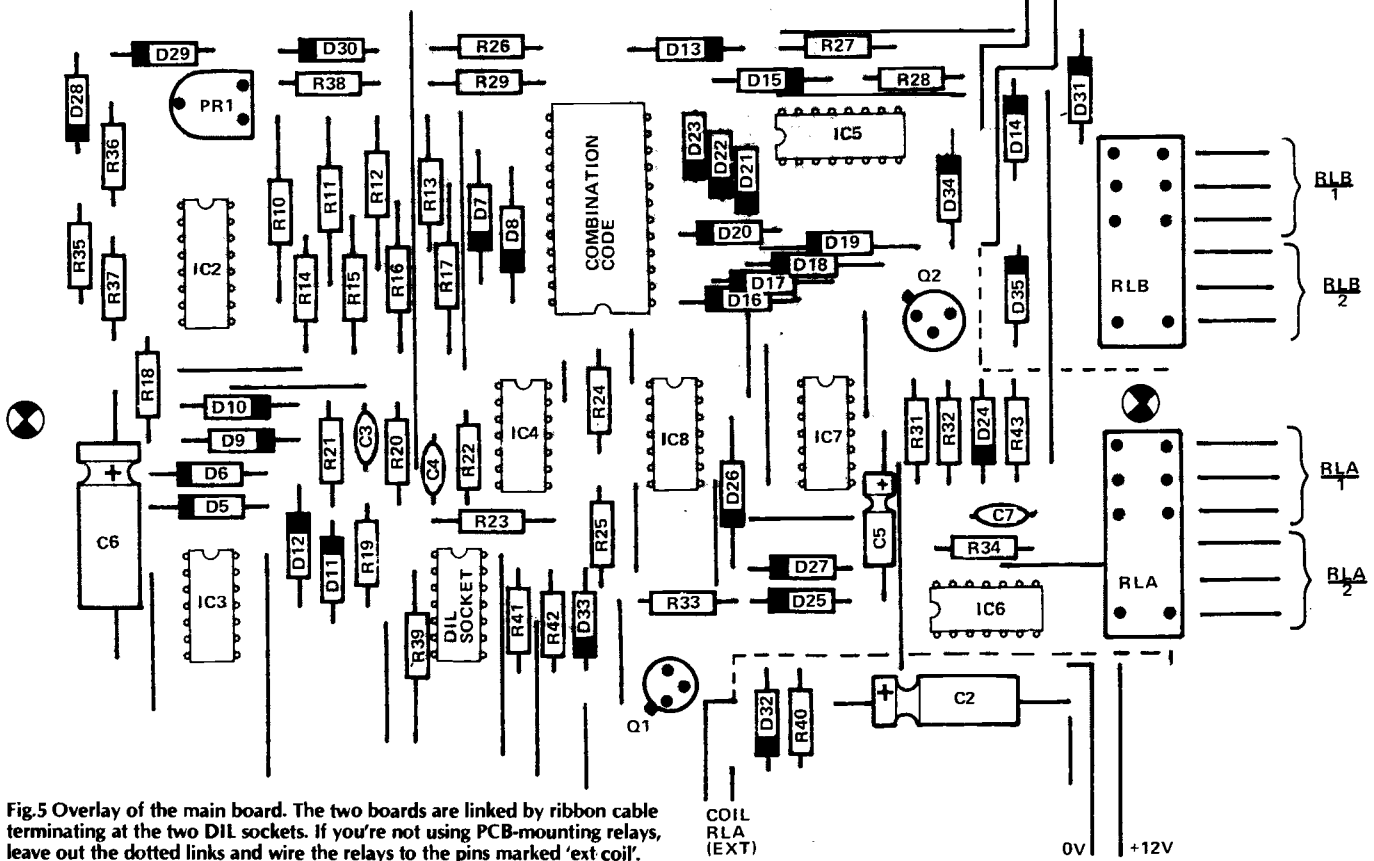





Fig.5 Overlay of the main board. The two boards are linked by ribbon cable terminating at the two DIL sockets. If you're not using PCB-mounting relays, leave out the dotted links and wire the relays to the pins marked 'ext coil'.

PROJECT : Combination Lock



The key-pad PCB (above), and the main board in its case. The main board has the ribbon cable connector and the DIL header removed. The header is shown wired for a combination of 01234567 — with a range of pre-wired headers you can change the combination in a few seconds.



BUYLINES

There shouldn't be any problems with the majority of the components for this project. The pushbuttons and the piezo-electric sounder are available from **Ambit**. The relays are **R5** types, also available from **Maplin** or **Watford**. DIL headers can be obtained from **Maplin** and **Electrovalue**, and DIL insulation displacement connectors are available from **Electrovalue**.

ETI

Some day all power amps will be made this way

THE POWERFET AMPLIFIER

See next month's issue for our component bargains or send SAE for lists



PFA 80
(100W plus into 8Ω)

IT GROWS!

+



=



PFA 120
(150W plus into 8Ω. 300W INTO 4Ω)

Elegant Simplicity

Advances in high technology should make life simpler. A cluttered power amplifier board may well perform superbly, but its busy elaboration is an indication that its design is pushing the limit of its component technology.

There are now many first class bipolar power amps on the market. All of them are complex and consequently expensive. Any additional improvements in the areas where they are weak (e.g. H.F. distortion) can only be obtained with yet further complexity and cost.

Only a new technology can provide the sort of "quantum jump" in component performance necessary to reduce the clutter on the board, reduce the cost and make the highest fi once more affordable.

Powerfets

So far 29 semiconductor manufacturers have invested in this new technology. Clearly powerfets are something special.

Their enormous power gains eliminate conventional drive circuitry in power amps, permitting delightfully simple designs. Their freedom from secondary breakdown and their tendency to shutdown when thermally overstressed, result in inherently stable and destruction-proof output stages, not needing protection circuitry. And perhaps best of all, their lack of charge storage make them fast and responsive, producing amplifiers of wide bandwidth and low distortion even at high frequencies.

PFA80/120

The PFA is perhaps the perfect realisation of the classic powerfet amp design. The superb P.C.B. allows the use of either one or two pairs of output services, providing easy expandability for those starting with the smaller system. (The extra output pair of the PFA120 results in lower distortion and improved efficiency, particularly into low impedance loads).

The components used in the PFA have been chosen with extreme care. The lowest noise input devices and lowest distortion gain stage devices were selected regardless of cost. 140V powerfets were chosen against the more usual 120V to give improved safety margins.

Specification	PFA80	PFA120
Bandwidth	10Hz —	100KHz ± 1dB
Output Power R.M.S. into 8Ω	80W (Vs = ± 50V)	120W (Vs = ± 55V)
T.H.D. from 1w to rated output at all audio frequencies	≤ 0.008%	≤ 0.005%
SNR	120dB	
Slew Rate	20V / μS	
Gain	X22	
Rin	30K	
Vs max.	± 70V	
Cost		
(built)	£15.95	£22.85
(kit)	£13.95	£20.85
	P&P 75p	

Simple modification for bridge mode!

Pre-amp PAN 20 (Available March '81)

Taking advantage of Hitachi's ultra-low noise bipolar technology, J. W. RIMMER have produced a state-of-the-art pre-amp board to complement their power amplifiers.

The design is unique. Equalisation is applied after a flat gain stage, resulting in one of the best noise performances available. Superb overload figures are ensured by a front end incorporating a special gain/attenuator control (volume control to you!). The inputs are uncommitted and can be used with any combination of signal sources in the 1mV to 10V range. RIAA equalisation is provided for mag PUS, and space on the board is available for different equalisations. (Tone control + filter circuits available shortly on separate board).

Specification	
B.W	20Hz-30KHz ± 1dB
THD at rated o/p	0.003% type
SNR	85dB (ref. 5mV RIAA) 105dB (ref. 100mV flat)
Vs Output	± 20V 1V (clips at + 20dB)
Cost	£4.75 2 needed for stereo (built board less controls) P&P 40p

Power Amp PAN1397 (Available March '81)

A high quality 20W power amp board based on the HA1397. Easily modified for bridge operation, providing high powers from low supply voltages.

Specification	
Output power RMS	20W into 8Ω at ± 22V
THD	20W into 4Ω at ± 19V
SNR	0.02% at 1KHz, 1W to 12W
Input	90dB
Cost	100mV into 50K
(Built)	£5.80 P&P 40p

FROM THE POWERFET SPECIALISTS **J. W. RIMMER**

Mail order only to — Technical enquiries
148 QUARRY STREET, LIVERPOOL L25 6HQ. Tel: 051 428 2651
367 Green Lanes, London N4 1DY 01-800 6667

THE REMOTE CONTROL

STORY

ONCE UPON A TIME



if you wanted to control any equipment remotely you had to buy a dozen logic ICs, chase around the shops for crystals and expensive ultrasonic transducers and then spend a few days getting the unit to work. Then one day TK began stocking a new system. All you required was one IC, a couple of transistors, resistors and a keyboard for the transmitter and a couple of ICs plus a few capacitors for the receiver, to give you up to 16 on/off (digital) outputs or 10 channels plus three analogue (0-10V) outputs. The SL490 transmitter/encoder accepts inputs from a keyboard (up to 32 way) and encodes these into a pulse train which may be transmitted using infra red, ultrasonic, radio or even wire links. For the receiver you may use the SL480 pre-amplifier if you want an infra red link or a suitable pre-amplifier for ultrasonic or radio links, and one of the ML920 series decoders depending on the number and type of outputs required. The only adjustment you need to make is to set one preset (by trial or with a scope) and that's it!

LD271 IR Emitting Diode	36	ML926 16-channel receiver 4 momentary binary outputs	1.40
SF4205 Photodiode Detector	85	ML928 16-channel receiver, 4 latched binary outputs	1.40
SL480 IC Pulse Amp	1.70	ML929 16-channel receiver, 4 latched binary outputs	1.40
SL490 32 Command Encoder transmitter	2.40		
ML922 10-channel receiver + 3 analogue outputs	4.20		


NEW ML925 A decoder designed for model/toy control, providing a 2-speed drive motor and three position latched steering system or a vehicle with momentary action steering and a third motor, eg. gun turret, winch, etc. Outputs also available for other facilities such as horn, turn indicators, headlights, etc. **2.10**

To make things EVEN EASIER, we have designed several new kits. —
MK6 — Simple Infra Red TRANSMITTER. A Pulsed infra red source which comes complete with a hand held plastic box. Requires a 9V battery. **4.20**
MK7 — Infra Red RECEIVER. Single channel, range approximately 20 ft. Mains powered with a triac output to switch loads up to 500W at 240Vac, but can be modified for use with 5 to 15V dc supplies and transistor or relay outputs. **9.00**
 Special Price MK6 and MK7 together. Order as RC500K **12.50**
MK8 — Coded Infra Red TRANSMITTER based on the SL490, the kit includes 2 IR LEDs, measures only 8x2x1.3 cms, and requires a 9V (PP3) battery. **5.90**
MK9 — 4-Way KEYBOARD. For use with the MK8 kit, to make a 4-channel remote control transmitter. **1.90**
MK10 — 16-Way KEYBOARD. For use with the MK8 kit, to generate 16 different codes for decoding by the ML926 or ML928 receiver (MK12) kit. **5.40**
MK12 — 16 Channel IR RECEIVER. For use with the MK8 kit with 1 on/off outputs which with further interface circuitry, such as relays or triacs, will switch up to 16 items of equipment on or off remotely. Outputs may be latched or momentary, depending on whether the ML926 or ML928 is specified. Includes its own mains supply. **11.95**

Now you can buy all the components you require for your infra red system or complete kits from one supplier, at unbeatable prices, and live happily ever after!

CT4000 CLOCK/APPLIANCE TIMER KIT

The CT4000 has been designed to preset the state (on or off) of four outputs at four times per day for up to 7 days in advance, enabling the user to control tape recorders, appliances, central heating lights etc. The times are set on a 0-1" high red LED display by means of a keyboard and the output states are displayed on four LEDs. Each output can switch up to 20mA at 9V. For mains loads use our Solid State Relay Kit (MK2). The kit includes a PCB, keyswitches, IC, 4 digit LED display, transformer plus all other components and a screen printed and drilled box which can also accommodate up to 4 Solid State Relay Kits. **£25.25**



24HR. CLOCK/APP. TIMER KIT

Switches any appliance up to 1KW on and off at preset times once per day. Kit contains AY 5-230 IC, 0.5" LED display, mains supply, display drivers, switches, LEDs, triac PCBs & full instructions.

CT1000K Basic Kit	£14.90
CT1000KB with white box (56.131 x 71mm)	£17.40
Ready Built	£22.80

LIGHTING CONTROL KITS

Directly replace conventional light switch and control up to 300W of lighting. No messy rewiring! Insulated touchplates. Easy to follow instructions.
TD300K TOUCHDIMMER. Single touchplate with alternate action. Brief touch switches lamp on and off, longer touch dims or brightens lamp. Neon lamp helps find the switch in the dark. **£6.50**
TDE/K Extension Kit for TD300K for 2-way switching, etc. **£2.00**
TS4300K TIMEDELAY TOUCHSWITCH Delay variable from 2 secs to 30 mins. **£4.30**
LD300K Conventional LIGHTDIMMER **£3.20**

DISCO LIGHTING KITS

Each unit has 4 channels (rated at 1KW at 240V per channel) which switch lamps to provide sequencing effects, controlled manually or by an optional opto isolated audio input.
DL1000K This kit features a bi-directional sequence, speed of sequence and frequency of direction change being variable by means of potentiometers. Incorporates master dimming control. **£14.60**
DL21000K A lower cost version of the above featuring under 4 channel sequence with speed variable by means of a preset pot. Outputs switched only at mains zero crossing points to reduce radio interference to minimum. **£8.00**
 Optional Opto Input **DLA1** **60p**



DIGITAL VOLTMETER/THERMOMETER KIT

Based on the IC1 7106. This kit contains a PCB, resistors, presets, capacitors, diodes, IC and 0.5" liquid crystal display. Components are also included to enable the basic DVM kit to be modified to a Digital Thermometer using a single diode as the sensor. Requires a 3mA 9V supply (PP3 battery). **£19.50**



MINI KITS


These kits form useful subsystems which may be incorporated into larger designs or used alone. Kits include PCB, short instructions and all components.
MK1 TEMPERATURE CONTROLLER/THERMOSTAT. Uses LM3911 IC to sense temperature (80°C max) and triac to switch heater. **1KW** **£4.**
MK2 SOLID STATE RELAY. Ideal for switching motors, lights, heaters, etc. from logic. Opto-isolated with zero voltage switching. Supplied without triac. Select the required triac from our range. **£2.80**
MK3 BAR/DOT DISPLAY. Displays an analogue voltage on a linear 10-element LED display as a bar or single dot. Ideal for thermometers, level indicators, etc. May be stacked to obtain 20 to 100 element displays. Requires 5-20V supply. **£4.75**
MK4 PROPORTIONAL TEMPERATURE CONTROLLER. Based on the TDA1024 Zero voltage switch, this kit may be wired to form a burst fire power controller or a proportional temperature controller enabling the temperature of an enclosure to be maintained to within 0.5°C. **3KW** **£5.55**
MK5 MAINS TIMER. Based on the ZN1034E Timer IC this kit will switch a mains load on (or off) for a preset time from 20 minutes to 35 hours. Longer or shorter periods may be realised by minor component changes. Maximum load 1KW. **£4.50**

TRIACS

400V Plastic Case (Texas)		
3A	49p	16A
8A	58p	
12A	85p	
6A with trigger	80p	
8A isolated tab	65p	
Diac	18p	

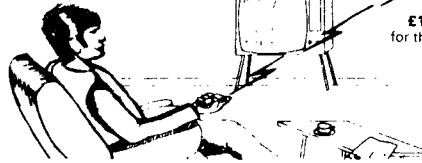
AND NOW A DIMMER THAT MAKES TOUCH DIMMERS OBSOLETE

Two years ago TK Electronics launched a touchdimmer kit, the TD300K, which made knob controlled dimmers obsolete. This was such a great success that many magazines and more retailers soon produced similar designs. SO THAT OTHERS MAY FOLLOW, TK have designed a touch dimmer kit with an Infra Red Remote control enabling you to switch and control the brightness of your lights from the comfort of your armchair etc. (as well as manually by touching the frontplate or by using the TDE/K extension kit).



We have designed the light dimmer unit to fit a standard wall box, the transmitter to fit your hand and the price to fit your pocket!

As with all our kits, these come complete with all components including RFI suppression 'frontplate' a neon to help you find the switch in the dark and a neat box for the transmitter. The plastic frontplate has no metal pads to touch ensuring complete safety and enabling the plate to be covered with a decorative finish to blend with your room decor.



In two years time everyone will be selling remote control dimmers but you can have your TDR300K kit NOW for only **£14.30** for the dimmer unit and **£4.20** for the transmitter.

For the more athletic of you the TD300K is still available at **£6.50** and the TDE/K at **£2.00**. DON'T FORGET to add 40p P&P and 15% VAT to your total purchase

INTEGRATED CIRCUITS

555 Timer	21p
741 Op. Amp	19p
AY 5-1224 Clock	£2.80
AY 5-1230 2 Clock Timer	£4.50
AY 3-1270 Thermometer	£8.20
ICL7106 DVM (LCD drive)	£7.00
LM377 Dual 2 W Amp	£1.45
LM395 Dual 6W Amp	£3.50
LM380 2W Audio Amp	80p
LM382 Dual low noise Preamp	£1.00
LM386 250mW low voltage Amp	75p
LM1830 Fluid Level Detector	£1.50
LM2907 1V Converter (8 pin)	£1.40
LM2917 1V Converter (14 pin)	£1.80
LM3909 LED Flasher, Oscillator	80p
LM3911 Thermometer	£1.20
LM3814 Dot Bar Driver (Lin)	£2.10
LM3915 Dot Bar Driver (log)	£2.20
MM74C911 4 digit display controller	£6.50
MM74C915 7 segment BCD converter	98p
MM74C926 4 digit counter with 7 seq. out p	£4.50
S5688 Touchdimmer	£2.50
SL440 AC powered control	£1.75
SN76477 Complex Sound Generator	£2.52
TB800 5W Audio Amp	68p
TB810AS 7W Audio Amp	£1.00
TDA1024 Zero Voltage Switch	£1.20
TDA2020 20W Audio Amp	£2.85
ZN1034E Timer	£1.80
All ICs supplied with data sheets	£1.80
Data Sheets only 10p each device	

MINI TRANSFORMERS

Standard mains primaries 240V a.c. 100mA secondaries

LEDS

0.1" Red	9p
0.1" Green	12p
0.1" Yellow	9p
0.2" Red	12p
0.2" Green	12p
0.2" Yellow	12p
0.2" clips	3p
Rectangular Red	18p
Rectangular Green	20p
Rectangular Yellow	21p

DISPLAYS

DL304 Red 0.3" c.c. pin com. compatible with DL704	75p
DL307 Red 0.3" c.c. pin com. compatible with DL707	75p
DL727 Dual 0.5" c.a. Red	£1.50

CMOS

4000	17p	4019	42p	4069	19p
4001	18p	4023	22p	4070	19p
4002	18p	4025	21p	4071	18p
4007	17p	4026	£1.30	4072	26p
4011	19p	4027	40p	4081	20p
4012	17p	4028	50p	4083	54p
4013	38p	4040	80p	4501	24p
4015	75p	4049	38p	4511	90p
4016	35p	4050	40p	4514	£1.80
4017	70p	4060	£1.08	4516	£1.80

BOXES

Moulded in high impact ABS. Supplied with lids and screws. Black

B1 75 x 56 x 35	65p
B2 95 x 71 x 35mm	85p
B3 115 x 95 x 37mm	95p

D.I.L. I.C. SOCKETS

8 pin	8p	18 pin	17p
14 pin	12p	28 pin	24p
16 pin	14p	40 pin	36p
Soldercon Pins			50p/100

CAPACITORS

Polyester 250V		
0.01	6p	0.22
0.002	6p	0.33
0.033	7p	0.47
0.047	7p	0.68
0.068	7p	1.0
0.1	7p	1.5
0.15	12p	2.2
Electrolytics A Axial R Radial		
63V	1.0 R	5p
	2.2 R	5p
	4.7 R	6p
	10 R	7p
	22 A	8p
	47 A	12p
	100 A	12p
	220 R	11p
	470 R	14p
	100 A	20p
	110 A	15p
	470 A	24p
	1000 A	34p
	220 A	12p
Tantalum (bead)		
35V	0.1	9p
	0.22	9p
	0.47	9p
	1.0	10p
	2.2	10p
	4.7	14p
	10	20p
Ceramic 50V		
100pF	4p	1.000pF
220pF	4p	2.000pF
470pF	4p	4.700pF
	4p	10.000pF

ZENER DIODES

400W-3 3V 10V 15p

RESISTORS

1/4W 10 ohm 10M E12 series Pack of 10 (one value) 10p 10 Packs (10 values) 80p

VOLTAGE REGULATORS

LM317T adjustable 1.2V-37V 1.5A **£1.80**

RECTIFIERS

1N4001 1A 50V	4p
1N4004 1A 400V	6p
1N5401 3A 50V	8p
1N5403 3A 400V	10p
1A 50V Bridge	6p
1A 400V Bridge	22p
3A 50V Bridge	46p
3A 400V Bridge	55p
(Bridge rectifiers are miniature PCB mounting types)	

VMOS POWER FETS

1N10KM0 5A 60V (TO202)	52p
1N66AF 2A 60V (TO220)	88p


TRANSISTORS

BC108	8p	BFY50	20p
BC182	8p	1P31A	40p
BC182L	8p	1P32A	40p
BC212	9p	2N3055	48p
BC212	9p	2N3442	90p
BC337	16p	2N3819	20p

ALL COMPONENTS ARE BRAND NEW AND TO SPECIFICATION. ADD VAT AT CURRENT RATE TO ABOVE PRICES. 40p P&P MAIL ORDER — CALLERS WELCOME BY APPOINTMENT. SEND SAE WITH ALL ENQUIRIES.

TK Electronics
 (ETI), 11 BOSTON ROAD
 LONDON W7 3SJ. 01-579 9794





Wilmslow Audio

THE firm for speakers!

SEND 50P FOR THE WORLD'S BEST CATALOGUE OF SPEAKERS, DRIVE UNITS, KITS, CROSSOVERS ETC, AND DISCOUNT PRICE LIST.

AUDAX - AUDIOMASTER - BAKER - BOWERS & WILKINS - CASTLE - CELESTION - CHARTWELL - COLES - DALESFORD - DECCA - EAGLE - ELAC - EMI - FANE - GAUSS - GOODMAN - HARBETH - ISOPHON - I.M.F. - JORDON - JORDAN WATTS - KEF - LOWTHER - MCKENZIE - MISSION - MONITOR AUDIO - MOTOROLA - PEERLESS - RADFORD - RAM - ROGERS - RICHARD ALLAN - SEAS - SHACKMAN - STAG - TANNY - VIDEOTONE - WHARFEDALE.

WILMSLOW AUDIO

**35/39 CHURCH STREET
WILMSLOW, CHESHIRE SK9 1AS**

Tel. 0625-529599 FOR MAIL ORDER AND EXPORT OF DRIVE UNITS, KITS, ETC.

Tel. 0625-526213 (SWIFT OF WILMSLOW) FOR HI-FI AND COMPLETE SPEAKERS.

THE ZX80 MAGIC BOOK £4.75

20 plus programs including one which allows you to make music with your ZX80, and games such as Moon Lander, Hammurabi, Dthello. Also sections on How it Works, Plotting, Using USR, Converting programs written in other BASICs, and Hardware Notes including circuits for static and dynamic RAM and I/O.

23 + 23 WAY ZX80 EDGE CONNECTOR £3

THE ATOM MAGIC BOOK £5.50

Programs to run on your ATDM computer, including Brickout, Hexpawn, Dthello and Space Battle. Also Programming Tips and Hardware Notes.

ASCII CODED KEYBOARD £39 inc. VAT & P&P

Brand new, assembled and tested, 60 keys in stepped rows. Auto repeat, s.a.e. for details.

ALL PRICES INCLUDE UK DELIVERY & VAT

TIMEDATA LTD.

57 Swallowdale, Basildon, Essex

TV SOUND TUNER ETI SEP 80 PROJECT

All parts available / send for list

ALSO

**No. 1 for Teletext Kits
TV Spare Parts and Components**

Callers welcome at Shop Premises

MANOR SUPPLIES


172 WEST END LANE, LONDON NW6 1SD
TELEPHONE: 01-794 8751

Near West Hampstead Jubilee & British Rail Stations

ELECTRONIC GAMES


ATARI

SPECIAL PRICE




£86 + VAT

SPACE INVADERS



HAND HELDS + CARTRIDGES
ATARI ACETRONIC
PRINZTRONIC
RADOFIN DATABASE etc.
We keep a full range!
Send for cartridge lists stating which machine you own

INTELLIVISION MATTEL



£173.87 + VAT

This is the most advanced TV game in the world. Expandable this year into a full microcomputer. COLOUR CATALOGUE AVAILABLE WITH DETAILS ON ALL THE CARTRIDGES

BRIDGE


COMPUTER



- * Plays 1/2/3 or 4 Hands
- * Problem Mode
- * Audio Feedback
- * Instant Response
- * Auto scorekeeping

DRAUGHTS

COMPUTER



- * Solves Problems
- * Rejects illegal moves
- 2 level machine £43 + VAT
- 4 level machine £77.78 + VAT

CHESS

COMPUTERS



Send for further details.

NEW RANGE AVAILABLE AUGUST 1980
We specialise in computer chess machines & stock over 13 different models from £20 to £300

BACKGAMMON

COMPUTERS



From £38 to £108. Send for further details.

OMAR 1
OMAR 2
CHALLENGER
GAMMONMASTER

LEISURE

- * CHEAP TV GAMES
- * TELEPHONE ANSWERING MACHINES
- * AUTO DIALERS
- * CALCULATORS
- * DIGITAL WATCHES
- * PRESTEL
- * HAND HELD GAMES

TELETEXT



RADOFIN TELETEXT Add on Adaptor

£173 + VAT

24-TUNE DOOR BELL

£13.65 + VAT



FREE CATALOGUE

For a free copy of our 32 page catalogue, send a 12p stamp to Silica Shop Ltd or Telephone 01-301 1111

MAIL ORDER SERVICE — Free postage & Packing

TELEPHONE & MAIL ORDERS - accepted on:

Access * Barclaycard * American Express * Diners Club

CALLERS WELCOME — at our shop in Sidcup — Demonstrations daily

Open from 9am-5pm Mon-Sat (9am-1pm Wed)

GUARANTEE — Full 12 months + After Sales Support!

We have comprehensive brochures on all products. Please let us know what you are interested in and we will send you detailed brochures AND our own 32 page catalogue covering most games on the market.

SILICA SHOP

SILICA SHOP LTD., Dept. ETI.3

1-4 The Mews, Hatherley Road

Sidcup, Kent, DA14 4DX

Tel: 01-301 1111

TRAIN FOR SUCCESS

in Radio, Television & Electronics

ICS have helped thousands of ambitious people to move up into higher paid more secure jobs in the field of electronics - now it can be your turn. Whether you are a newcomer to the field or already working in the industry, ICS can provide you with the specialised training so essential to success.

Personal Tuition and Guaranteed Success

The expert and personal guidance by fully qualified tutors, backed by the ICS guarantee of tuition until successful, is the key to our outstanding record in the technical training field. You study at the time and pace that suits you best and in your own home. In the words of one of our many successful students: "Since starting my course, my salary has trebled and I am expecting a further increase when my course is completed."

City and Guilds Certificates

Excellent job prospects await those who hold one of these recognised certificates. ICS can coach you for:

Telecommunications Technicians
Radio, T.V. Electronics Technicians
Radio Amateurs
Electrical Installation Work

Diploma Courses

Colour T.V. Servicing
CCTV Engineering
Electronic Engineering & Maintenance
Computer Engineering and Programming
Radio, T.V. and Audio, Engineering & Servicing
Electrical Engineering, Installations & Contracting

Other Career Courses

A wide range of other technical and professional courses are available including GCE.

FREE BOOK

To ICS, Dept. Z263, Intertext House,
London SW8 4UU

Name _____

Address _____

Age _____

ICS

To ICS, Dept. 265E, Intertext House
London SW8 4UJ
or telephone 01-622 9911 (all hours)

DISCO LIGHTING KITS!!!

First class constructional projects, c/w glass fibre P.C.B.'s & full instructions. No extra components needed to make a top rate working unit.

LK1 £9.90
3 channel sound-to-light.
300 w/channel 1x - 100w input

LK3 £15.50
2kW slider dimmer
suitable for clubs/pubs.
A professional unit c/w
FACE PLATE

LK2 £17.90
3 channel 3kW
zero voltage firing
200mV - 100 watts input.

LK4 £16.50
4 channel 4kW
audio - forward reverse
auto - two speed ranges.



ALL KITS C/W
circuit, comprehensive
instructions & full
parts guarantee

Suitable case for
LK 1/2/4 £3.50
100w spots ES or BC
£1.50.

Coloured pigmy lamps
65p.

8m rope lights
£49

Carriage on above 70p


UNREPEATABLE HI-FI BARGAIN

3 WAY LOUDSPEAKER KIT C/W BAFFLE (pre-cut)

Comprises:

- ★ 6 1/2" linen surround bass unit
 - ★ 5" mid range unit
 - ★ 3" tweeter
 - ★ 3 way crossover, fixing screws & baffle
 - ★ 20 watts handling capability.
- Full instructions provided
Must be heard to be believed!!

£10.50 or 2 kits for £20 Carr. £1 per kit




SAXON ENTERTAINMENTS (ETI)

327-333 Whitehorse Rd., Croydon, Surrey CR0 2HS.
(01) 684 8007

Order by phone - Access Barclaycard C.O.D.
Open Mon. - Sat. 9am - 5pm.

B.K. ELECTRONICS A SOUND CHOICE FACTORY FRESH THANDAR TEST EQUIPMENT BY SINCLAIR

The very latest TM352 HAND HELD LCD DIGITAL MULTIMETER



- ★ 1/2" 3 1/2 digit display
- ★ DC and AC volts
- ★ DC current
- ★ Resistance and diode check
- ★ Audible continuity check
- ★ hFE measurements
- ★ Latest push-button controls for ease of operation

DC voltage 200mV 2V 20V 200V 1000V.
AC voltage 200V and 1000V
DC current 200µA 2mA 20mA, 200mA, 10A.
Resistance, diode check and continuity test 2KΩ
20KΩ 200KΩ 2000KΩ
hFE measurement 0-1000

Power requirement 9V (PP3) battery)

Price **£49.95** including test leads, battery and carry case

SC110 FULLY PORTABLE OSCILLOSCOPE

The new Thandar SC110 represents a breakthrough in oscilloscope development. The


Full-sized performance

- ★ 10MHz bandwidth.
- ★ 10mV per div sensitivity
- ★ Full trigger facilities are provided, including brightline and auto with TV line and frame filtering.
- ★ Runs on ordinary HP11 (four) batteries

Basic price **£139.00**. Optional extras: AC adaptor **£4**, rechargeable battery pack **£8.63**, X1 probe **£8.05**, X10 probe **£8.86**, carrying case **£8.86**.

★ All genuine Thandar accessories.

All prices include V.A.T. Official orders welcome. Mail order only or callers by prior appointment Barclaycard/Access welcome. Cash/cheque etc. with order. Large sale for complete Thandar list.



B.K. ELECTRONICS

37 Whitehouse Meadows, Eastwood, Leigh-on-Sea, Essex, SS9 5TY
Tel: Southend 527572

DESIGNER'S NOTEBOOK

EX-OR gates and magnitude comparators feature in this month's edition of Ray Marston's 'Designer's Notebook'

The 4070B quad EX-OR gate is one of the least known but most useful members of the commonly-available family of CMOS quad two-input gate ICs. The device's gates can readily be used as programmable (inverting or non-inverting) pulse amplifiers, phase comparators, free-running or gated astables, or multi-bit magnitude checkers, etc. Pretty good for a chip that costs a mere 20-30 pence.

Figure 1 shows the outline and pin notations of the 4070B, together with the truth table for each of the EX-OR gates in the package. The most important point to note here is that the output goes high only (EXclusively) if a logic 1 is applied to only one of the inputs (A OR B). The output takes a logic 0 state if identical inputs are applied to both inputs.

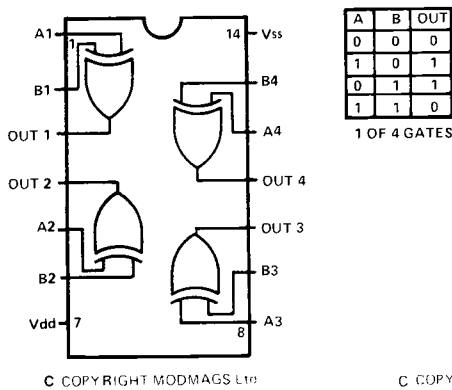


Fig.1 Pin notations, outline and truth table of the 4070B quad two-input EX-OR gate.

Figure 2 shows how individual gates can be used as programmable pulse amplifiers. With the connections shown in Fig. 2a, the circuit functions as an inverting amplifier. In Fig. 2b the amplifier acts in the non-inverting mode, while the Fig. 2c circuit shows the connections for making a switch-programmable amplifier.

The EX-OR programmable amplifier can be used as the basis of a so-called scrambler system, of the type used on security telephones, etc., by using the basic circuit shown in Fig. 3. Here, in the transmitter, the audio signal is converted to digital form by an A-to-D converter and fed to one input of the EX-OR gate, while the other input is fed from a digital white noise or 'scramble' signal. The output of the EX-OR gate is thus inverted or non-inverted in a random manner and can not readily be deciphered.

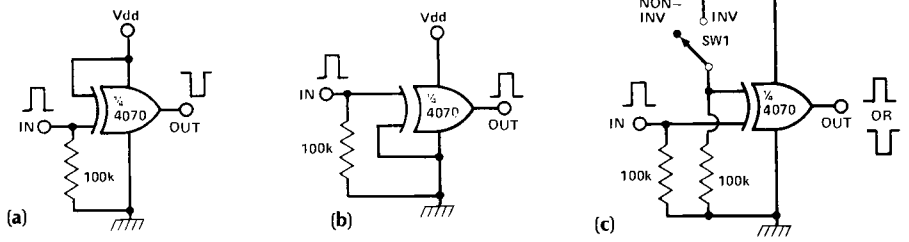


Fig.2 The EX-OR gate can be used as an a) inverting, b) non-inverting, or c) switch programmable pulse amplifier.

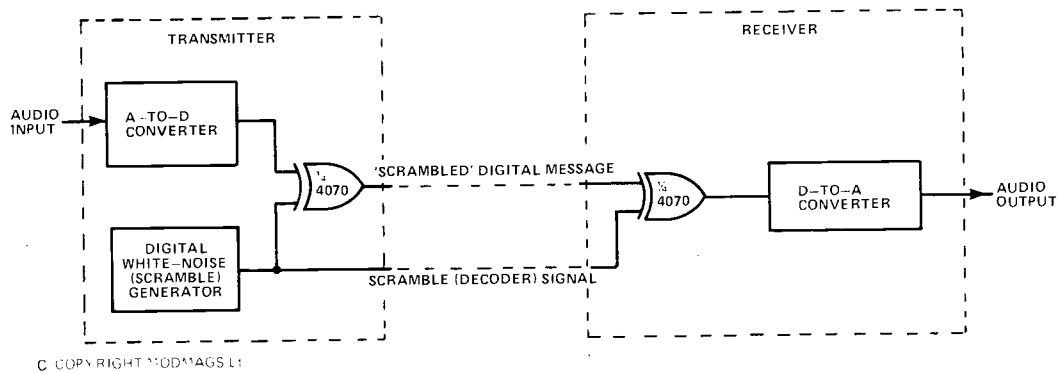


Fig.3 Basic circuit of an audio (telephone etc) scrambler system.

Both the scrambled message and the scramble signal are sent out (on separate lines) from the transmitter. At the receiver, the two signals are picked up and fed to the two inputs of a second EX-OR gate, where the digital analogue signal is restored (unscrambled) to its original form (the simple principle here is that if both gates are either inverted or non-inverted, the net effect will be an overall non-inversion of the signal). The restored digital signal is then converted back to analogue form by a D-to-A converter. Neat.

More Circuits

Figure 4 shows ways of using an EX-OR gate as a digital phase comparator and as a frequency doubler. The two circuits use the same basic principle of operation, so let's look at the phase comparator first. The comparator is meant to be fed with digital (ideally, square wave) signals that are identical in form and frequency but which may differ in relative phase. A digital signal is available directly at the output of the gate, or a DC signal may be available from an R-C low pass output filter.

From the circuit waveforms, you can see that if both input signals are precisely in phase the two inputs will always be identical and the output will be zero. If, on the other hand, the two signals are not in phase, the output switches high at those points in the waveform where the two inputs are in opposite logic states. This situation occurs twice in each input cycle, so the output signal is frequency-doubled. The pulse width of the output signal and thus the mean DC output levels of both the gate and the low-pass filter are directly proportional to the magnitude of the phase difference between the two input signals. The level is low with a small phase difference, rises to a maximum at 180° difference and then reduces again as the phase difference is shifted from 180° towards 360°.

From the above, it is easy to see how the Fig. 4 frequency-doubling circuit works. The digital input signal is fed directly to the 'A' input terminal of the EX-OR gate but is fed to the 'B' terminal through the phase-shifting network formed by R-C; the resulting phase-shift implements the frequency-doubler action.

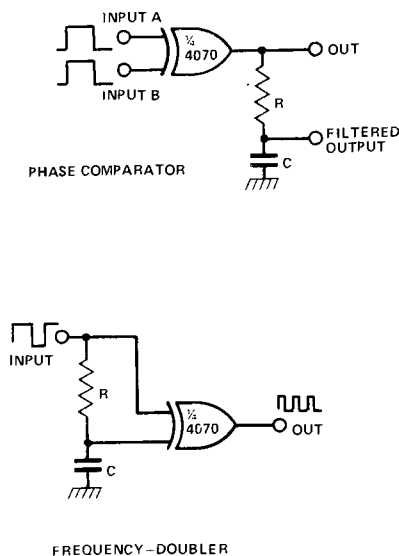
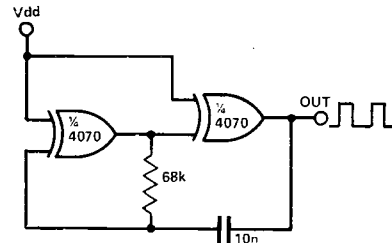


Fig.4 An EX-OR gate can be used as both a phase comparator and a frequency doubler. Typical waveforms for the phase comparator circuit are shown on the right.

Figure 5 shows how a pair of EX-OR gates can be used to make a 1 kHz astable multivibrator or square wave generator. The circuit operates as a standard CMOS astable, the two gates being made to function as pulse inverters by taking one of their two inputs high.

Figure 6 shows how to modify the above circuit so that it functions as a gated 1 kHz astable circuit. Useful features of this design are that it uses a logic 1 (high) gate signal and its output goes to the logic 0 (zero) state when the astable is gated off.



© COPYRIGHT MODMAGS Ltd

Fig.5 A 1 kHz EX-OR astable.

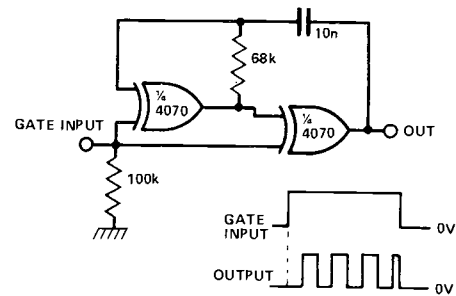
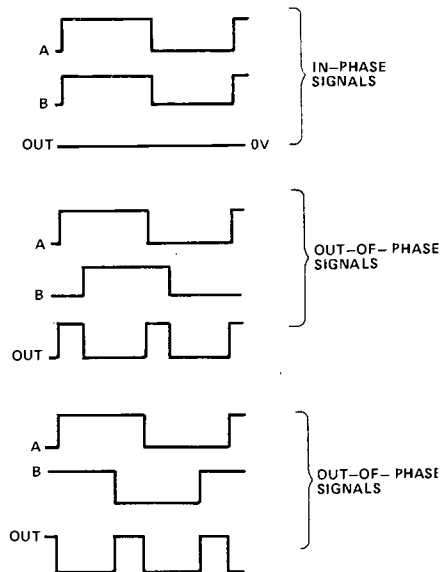


Fig.6 A gated 1 kHz EX-OR astable.



© COPYRIGHT MODMAGS Ltd

Magnitude Comparators

We've already seen that the output of an EX-OR gate goes low if its two inputs are identical, or high if the inputs differ. The device can thus be used to compare a pair of digital bits, or a number of gates can be used to compare the magnitudes of a pair of multi-bit digital words. Figure 7 shows how a 4070B can be used to compare two four-bit words and give a high output if the two words are not identical. In Fig. 7a, the outputs of the four EX-OR gates are ORed by one half of a 4072 dual four-input OR gate. In the Fig. 7b circuit the outputs are ORed by a four-input diode gate.

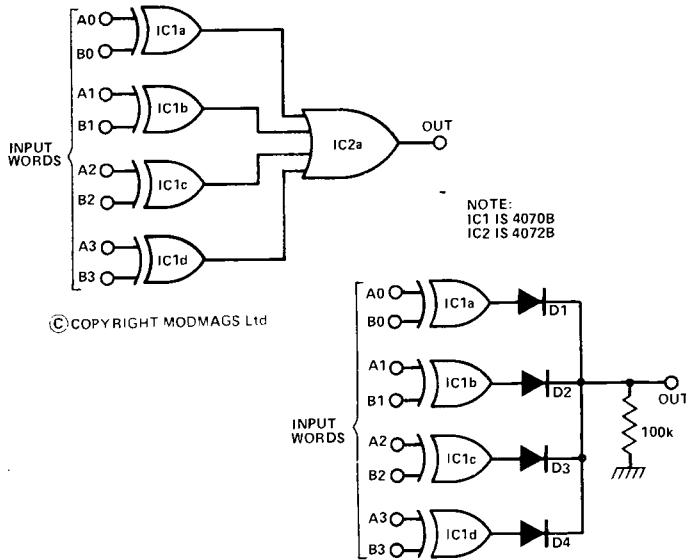
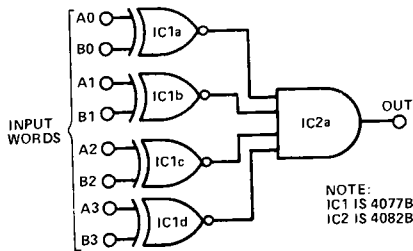


Fig.7 Alternative ways of using a 4070B and a four-input OR gate to make a four-bit two-word comparator. The outputs go high if the two input words are not identical.



A	B	OUT
0	0	1
0	1	0
1	0	0
1	1	1

4077B TRUTH TABLE

Fig.8 Method of using 4077B EX-NOR gates to make a four-bit two-word comparator that gives a high output if the two input words are identical.

An opposite action, in which the output goes high if the two words are identical, can be obtained by replacing the 4070B with a 4077B EX-NOR IC and ANDing the outputs by one half of 4082B, as shown in Fig. 8. The 4077B has the same outline and pin notations as the 4070B.

The two magnitude comparator circuits described above are quite inexpensive and, clearly, are not particularly sophisticated. If a more sophisticated magnitude comparator performance is required, special chips such as the 4063B or 4585B four-bit magnitude comparators can be used. Figure 9 shows the outlines and pin notations of these two CMOS devices. Note that these chips have three outputs, one going high if the two words are identical, one if the 'A' word is greater than the 'B' word, and the remaining output going high if the 'A' word is less than the 'B' word. Obviously, only the one output can be high at any given time.

A useful feature of the 4063B and 4585B comparators is that they can readily be cascaded to compare words of any desired 'bit' length. Figure 10, for example, shows the basic connections for making a 12-bit comparator, using three cascaded ICs. When using these comparators, either singly or in cascade, note that the cascading inputs of the least significant comparator are connected as follows: (A < B) and (A > B) are biased low, and (A = B) is biased high.

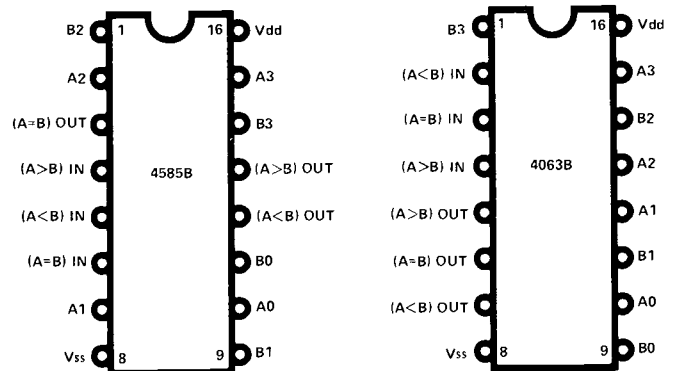


Fig.9 The 4585B and the 4063B are four-bit magnitude comparator ICs.

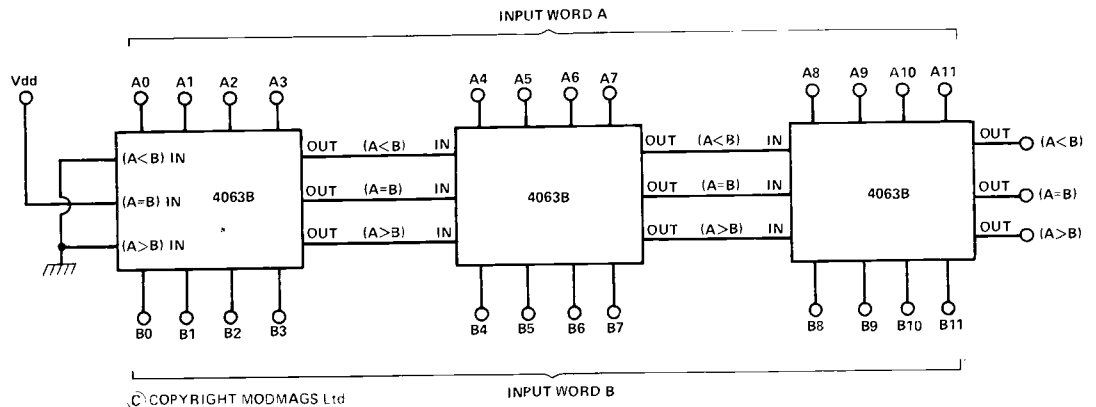


Fig.10 Method of cascading three 4063Bs to make a 12-bit two-word comparator.

CHROMASONIC electronics

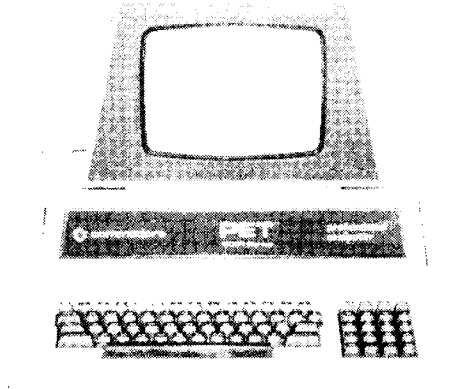

48 JUNCTION ROAD, ARCHWAY, LONDON N19 5RD — 100 yards from Archway Station & 9 Bus Routes
 TELEPHONE: 01-263 9493/01-263 9495

YOUR SOUNDEST CONNECTION IN THE WORLD OF COMPONENTS AND COMPUTERS

PETS & SYSTEMS

8N 8K RAM — £399
16N 16K RAM — £499
32N 32K RAM £599
CASSETTE DECK — £55

343K Twin Floppy Disk
£695



COMPLETE 32K SYSTEM £1789

NEW 32K with 80 col Screen
 Twin Disk Drive 950K

£825
£896

**All with new keyboard
 and green screen**

FRICION FEED PRINTER
£375
Tractor Feed Printer
£425

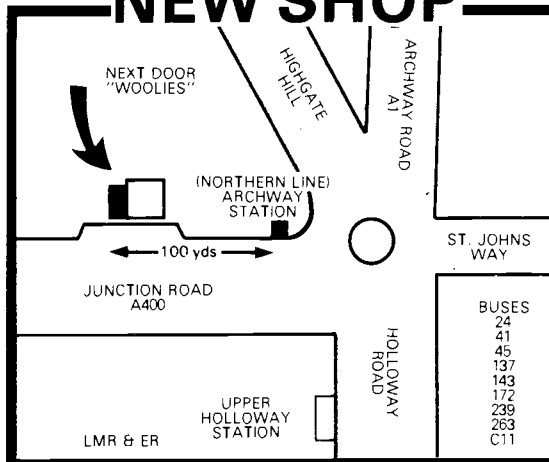


NEW SHOP


MEMORY EXPANSION KIT

Suitable for UK101, Superboard expansion using 2114's each board has 16K ram capacity kit contains:

- ★ On board power supply
- ★ 4K Eprom expansion
- ★ Fully buffered for easy expansion via 40 pin socket
- ★ 8K kit **£89.95**
- ★ 16K kit **£122.95**
- ★ Printed Circuit Board **£29.95**
- ★ 40 pin-40 pin header plug **£8.50**



VIDEO GENIE VIDEO GENIE based on TRS80



Utilises Z80, 12k level II Basic, Integral Cassette Deck, UHF O/P 16k RAM, all TRS80 features

£289

CASES

Available for UK101, Superboard, Nascom. Appx. DIM 17" x 15" 435 x 384 mm

PRICE £24.50
 Post & Packing £1.50

UK101 P.P.I

Built & tested. Interfaces TX80 Printer direct. Can be programmed to operate relays, motors, various other peripherals "CENTRONICS COMPATABLE" Plugs into IC socket. LED binary display fully documented. **£29.95**

U K 1 0 1


£179 IN KIT FORM
£229 READY BUILT & TESTED
£255 COMPLETE IN CASE

4K Expansion (8x2114)
NOW ONLY £18.00

- No extras required
- ★ Free sampler tape
 - ★ Full Qwerty keyboard
 - ★ 8K basic
 - ★ Ram expandable to 8K on board (4K inc)
 - ★ Kansas City tape interface
 - ★ **NEW MONITOR ALLOWS FULL EDITING & CURSOR CONTROL** **£22.00**



PRINTERS



EPSON MX80 £349
EPSON TX80 £299

Dot-matrix printer with Pet graphics interface: Centronics parallel and serial: Pet and Apple compatible.



Please add VAT 15% to all prices. Postage on computers, printers and cassette decks charged at cost, all other items P&P 30p. Place your order using your Access or Barclaycard. (Min. tel order £5) Trade and export enquiries welcome, credit facilities arranged



CHROMASONIC electronics

NEW SHOP & SHOWROOM NOW OPEN

Telephone: 01-263 9493/01-263 9495

UK101 SOUND

Sound Generator and combined parallel in out port kit, containing P.C.B., AY-3-8910, 6820 PIA. Fully documented and demo tape. **£29.95.** AY-3-8910 £8.50.

UK101 SOFTWARE

	£
Space Invaders	6.50
Real Time Clock	3.00
Chequers	3.00
Othello	4.00
Game Pack I	5.00
Game Pack II	5.00
Game Pack III	5.00
Screen Monitor	4.00
Assembler Editor	14.90
10x12 Blank Tapes	4.00

CPU's

Z80 2.5Meg	7.95
Z80A 4Meg	9.95
6502	6.95
6800	6.50
8080	4.75
9900	25.95

SUPPORT CHIPS

Z80 CTC	5.95
Z80A CTC	6.95
Z80 P10	5.95
Z80A P10	6.95
6520	3.95
6522	6.85
6532	8.50
6821	4.25
6850	3.60
6852	4.35
8212	1.95
8216	1.95
9224	2.75
8228	
8251	4.95
8253	£9.75
8255	4.50
TMS9901	13.16
TMS9902	11.18
TMS9904 (74LS362)	4.21

I.C. SOCKETS

	D.I.L.	W/W
8 pin	.09	.25
14 pin	.11	.35
16 pin	.12	.42
18 pin	.16	.50
20 pin	.20	.62
22 pin	.22	.65
24 pin	.24	.70
28 pin	.30	.80
36 pin	—	.99
40 pin	.40	1.10

MEMORY

D.RAMS	£ p
4027	2.75
4050 (350NS)	2.35
4060 (300NS)	2.39
4116	3.95

S.RAMS	
2102A	1.30
2102A2	1.69
2112A	2.75
2114/4045	2.75
4035	1.07
4044-5257	6.93
6810	3.50

BULK PURCHASE	
8x2114	18.00
8x4116	27.50
16x2114	34.00

EPROMs

2708	4.25
2716 (5v)	6.95
2532	29.95

ROM

2513 (UC)	5.95
-----------	------

BUFFERS

81LS95	1.25
81LS96	1.25
81LS97	1.25
81LS98	1.25
SN74365	.52
SN74366	.52
SN74367	.52
SN74368	.52
8T26	1.50
8T28	1.50
8T95	1.50
8T96	£1.50
8T97	1.50
8T98	1.50

BAUD RATE GENS

MC14411	8.75
MM5307	8.75

UARTS


AY-5-1013	3.95
AY-3-1015	4.75
MM5303	4.75
TMS6011	3.55

**SEND S.A.E. FOR COMPLETE PRICE LIST
OR PHONE 01-263 9493**

HAMEG

OSCILLOSCOPES

Top Performance
In Every Range



HM 307

HM 307

£138

Y: Bandwidth DC-10MHz (-3dB) • Sensitivity 5mV/20V/cm (±5%)
X: Timebase 0.2s-0.2µs/cm (±5%) • Triggering 2Hz-30MHz (3mm)
Built-in component tester • Calibrator • Screen 6x7cm • 1kV

HM 312

£220

Y: Bandwidth DC-20MHz (-3dB) • Sensitivity 5mV/20V/cm (±3%)
X: Timebase 0.2s-40ns/cm incl. x5 Magn. • Trig. 3Hz-30MHz (4mm)
Dual trace • X-Y Operation • Calibrator • Screen 8x10cm • 2kV

HM 412

£350

Y: Bandwidth DC-20MHz (-3dB) • Sensitivity 2mV/20V/cm (±3%)
X: Timebase 2s-40ns/cm incl. x5 Magn. • Trig. DC-40MHz (5mm)
Dual trace • Algebr. addition • X-Y Operation • Screen 8x10cm
Sweep delay • Overscan, Trigger, Delay indications • Trigger filter
Z-Modulation • Calibrator • Graticule illumination • 2kV

HM 512


£580

Y: Bandwidth DC-50MHz (-3dB) • Sensitivity 5mV/50V/cm (±3%)
X: Timebase 5s-20ns/cm incl. x5 Magn. • Trig. DC-70MHz (5mm)
Dual trace • Algebr. addition • X-Y Operation • Screen 8x10cm
Delay line • Sweep delay • After delay triggering • Trigger filter
Single shot + Reset • Overscan, Trigger, Ready, Delay indications
var. Hold-off • Z-Modulation • Graticule illumination • 12kV

HM 812

£1,458

Y: Bandwidth DC-50MHz (-3dB) • Sensitivity 5mV/50V/div. (±3%)
X: Timebase 5s-20ns/div. incl. x5 Magn. • Trig. DC-70MHz (0.5div.)
Dual trace analog storage with var. Persistence and Auto-Storage
Algebr. addition • X-Y Operation • Screen 8x10div. (7.2x9cm)
Delay line • Sweep delay • After delay triggering • Trigger filter
Single shot • Overscan, Trigger, Ready, Delay, AS indications
var. Hold-off • Z-Modulation • X-Guard circuit • Calibrator • 8.5kV



HM 812
Storage

For more information
contact:

Prices U. K.
List Ex. VAT

HAMEG LTD. 74-78 Collingdon Street LUTON
Bedfordshire LU1 1RX Telephone (0592) 413174 Telex 825484

GREENWELD

443A Millbrook Road Southampton SO1 0HX

All prices include VAT @ 15% — just add 40p post

THE SPECTACULAR 1981 GREENWELD Component Catalogue

- ★ Bigger and better than ever!!!
- ★ 60p discount vouchers
- ★ First Class reply paid envelope
- ★ Free Bargain List
- ★ Priority Order Form
- ★ VAT inclusive prices
- ★ Quantity prices for bulk buyers
- ★ Free Data Sheet

SEND 75p FOR YOUR
COPY NOW!!

BUY A COMPLETE RANGE OF COMPONENTS AND THESE PACKS WILL HELP YOU

ALL PACKS CONTAIN FULL SPEC BRAND NEW
MARKED DEVICES — SENT BY RETURN OF
POST. VAT INCLUSIVE PRICES.

K001 50V ceramic plate capacitors. 5%. 10 of
each value 22pF to 1.000pF, total 210. **£3.89.**
K002 Extended range 22pF to 0.1µF. 330 values
£5.85.

K003 Polyester capacitors. 10 each of these
values: 0.01, 0.015, 0.022, 0.033, 0.047,
0.068, 0.1, 0.15, 0.22, 0.33, 0.47µ, 110
altogether for **£5.07.**

K004 Mylar capacitors. min 100V type 10 each
all values from 1.000pF to 10.000pF. Total 130
for **£4.05.**

K007 Electrolytic capacitors 25V working small
physical size. 10 each of these popular values: 1,
2, 2.4, 7, 10, 22, 47, 100µF. Total 70 for **£3.50.**

K008 Extended range, as above, also including
220, 470 and 1000µF. Total of 100 for **£6.05.**

K021 Miniature carbon film 5% resistors CR25 or
similar. 10 of each value from 10R to 1M. E12
series. Total 610 resistors **£8.15.**

K022 Extended range. Total 850 resistors from
1R to 10M **£8.50.**

K041 Zener diodes. 400mW 5% BZY88, etc. 10
of each value from 2.7V to 36V. E24 series. Total
280 for **£16.37.**

NEW K061 LEDs — 10 each red, green & yellow
3mm & 5mm, with clips. Total 60 LEDs for **£8.95.**

BZZERS, MOTORS & RELAYS

Z401 Powerful 6V DC buzzer, all metal construction,
50mm dia x 20mm **85p.**

Z402 Miniature type buzzer, 6, 9 or 12V, only
22x15x16mm. Very neat **85p.**

Z450 Miniature 6V DC motor, high quality type
32mm dia x 25mm high, with 12mm spindle.
Only **£1.**

A372 Audible Warning device — solid state circuit
drives high efficiency transducer to give high
output. Voltage reqd 4-18V. Can also be driven
direct from TTL or CMOS. Module size
45x21x12mm. Comprehensive data supplied.
£1.50.

W892 Heavy Duty 12V relay, ideal for car use —
single 15A make contact. Coil 25R in sealed metal
can with mounting bracket **85p.**

WB90 DIL Reed relay SPCO 2 4-10V 200R coil
Only **£2.20.**

FSR460 Latching relay 2 x 10A contacts, 1M,
1B. Coil is 250R, and rated 60V ac, but works on
12-24 DC. Solid Encapsulation with screw
terminals makes it ideal for car use. **£1.20.**

REGULATED PSU PANEL

Exclusive Greenweld design — better spec. than
anything on the market being offered at the price.
Panel 110x82x33mm high contains all com-
ponents including bridge rectifier and smoothing
capacitor. Ready built and tested — just add a 30V
2A transformer and two pots for a fully variable
voltage and current supply.

SPEC: Output voltage 0-28V
Output current 20mA-2A
Source Impedance 0R1
Open circuit ripple 10mV

Send SAE for full details of the many ways this
useful module can be used, together with price list
of parts for various options. Only **£7.75.**

1N4006 DIODES

Special purchase of 1A rect. Russian made.
Packed in boxes of 300. **£8.50** per box, 4 boxes
£30.00; 10 boxes **£76.00.**

DISC CERAMICS

0.22µF 12V 9mm dia. Ideal for decoupling. 100
for **£2.75**; 1000 **£20.00.**

0.05µF 12V 15mm dia. 100 **£1.50**; 1000
£12.00. Pack of disc ceramics, assorted values
and voltages — 200 for **£1.00.**

TRANSFORMERS

Mains primary, 50V 20A sec **£20.00.** Mains pri
110V 15A sec **£30.00**; 20A **£40.00.**

SLIDER POT SCOPPIII!

Made by Pifer, types PL40CP & PL60C. Silly
prices for superb goods!!
PL40CP — 59x16x9mm 40mm slide length
220R, 2k2 or 10k in only. Prices (any mix) 1-24
20p; 25-99 17p; 100+ 14p.
PL60C — 84x10x7mm, 60mm slide length, 5k
log only. Prices 1-24 25p; 25-99 22p; 100+
17p.

REGULATED PSU PANEL

Exclusive Greenweld design fully variable 0-28V
& 20mA-2A. Board contains all components
except pots and transformer. Only **£7.75.** Suitable
transformer and pots **£6.00.** Send SAE for fuller
details.

CALC CHIPS 60p!!!

New full spec. supplied with data. Type MK50321
— full function inc. memory. Only **60p.**

£1 BARGAIN PACKS Each pack £1; any 25 packs £22

- K101 16 BC239B transistors
- K102 15 BC349A transistors
- K103 10 BC546B transistors
- K104 18 BC182B transistors
- K105 50 1N4148 diodes
- K106 18 BC184L transistors
- K107 18 BC213L transistors
- K108 8 2N5060 thyristors, 30V 0.8A T092 case

- K109 15 BC114 transistors
- K110 4 BD131 transistors
- K111 4 BD132 transistors
- K112 12 3A 100V rects. wire ended
- K113 30 0A002 rects 150V 0.5A
- K114 15 XK6116 (BF241) transistors
- K115 18 SP121B (2N3702) transistors
- K116 10 MRSL01 NPN 140V T092
- K117 10 BF450 PNP TV IF amp transistor
- K118 16 ME4101 NPN 60V AF low noise
- K119 10 2N5401 NPN 160V T092
- K120 6 prs 2SD96/2SB496 AF O/P sim to AC12B 1/76

- K121 20 7V5 400mW zeners
- K122 10 VR525 2.5V 2.2W zener
- K123 10 56V 1W zener
- K124 50 .02µF disc ceramic
- K125 200 1k 5% ¼W carbon film resistors
- K126 100 300pF 63V polystyrene preformed caps

- K127 25 47µF 25V axial lead caps
- K128 25 15µF 40V do
- K129 8 AA113 diodes
- K130 25 470R V 0.1W presets
- K131 10 VA1080 thermistor
- K132 12 4.7µF 50V bead tanks
- K133 20 3 way 5A term blocks
- K134 50 unmarked untested OC71 type transistors

- K135 30 4.7µF 10V radial elec
- K136 4 AC187A transistors
- K137 5 18µF 100V non-polarized caps
- K138 30 ¼" coil former with slug
- K139 40 025µF 50V mylar caps
- K140 30 05 do
- K141 40 0.01µF 400V axial caps (C296)
- K142 25 wire ended neons std size. 90V
- K143 200 squares mica insulators 25mm sq.
- K144 30 IR5 3W wirewound resistors
- K145 10 1500µF 16V caps — radial PC mntg
- K146 25 330µF 4V axial caps
- K147 3 150µF 350V caps — radial PC mntg
- K148 30 transformer former type X228
- K149 12 Ferrite rod type X036
- K150 10 switches type W430
- K151 12 0.125" red LEDs
- K152 10 0.2" red LEDs
- K153 30 T05 heat sinks, same as G104
- K154 15 5 pin 180° Din socket, clip fix
- K155 100 metres thin flex (10x2mm lengths)
- K156 15 1¼" chassis mtg faceholder
- K157 12 16 pin QIL-QIL IC sockets
- K158 6 SPCO centre off white rocker switches

- K159 20 0.3W presets 500k V with knurled knob
- K160 20 0.3W presets 2k5 V
- K162 20 0.3W presets 2M5 V with knurled knob
- K163 400 15R ¼W 5% preformed vert mntg resistors

- K164 50 22µF 2kV silver mica caps
- K165 20 Sub-min reed switch, body 20mm long
- K166 100 3300pF 630V polyester PC mntg caps
- K168 50 AA144 diode preformed as above
- K169 30 BV2 400mW zener as K167
- K171 25 11V do
- K173 12 1.5µF 25V tant bead caps
- K174 12 0.47µF 25V tant bead caps
- K175 100 2000pF 2½% 125V p/s caps
- K176 24 150R 0.1W vert presets
- K177 24 470R 0.1W horiz presets
- K178 24 470R 0.1W vert presets
- K179 24 2k 0.1W horiz presets
- K180 24 2k 0.1W vert presets
- K181 24 2k2 0.1W horiz presets
- K185 200 1R ½W CF preformed R s for horiz mntg. 15mm centres

- K187 18 PEG500 NPN Si T092 transistors. Vce 35V. Hfe 75
- K188 18 F544 PNP Si T092 transistors Vce 20V. Hfe 300
- K189 30 1N649 600V 0.4A diodes, preformed for H mntg
- K190 16 BZ785 BV2 250mW zener diodes
- K191 8 BY300/600 Top Hat switching diode. 600V 6A
- K192 25 RGP10B 100V 1A switching diode

- K167 20 0.3W presets 2k5 V knob
- K169 30 BV2 400mW zener as K167
- K170 25 11V do
- K172 12 1.5µF 25V tant bead caps
- K173 12 0.47µF 25V tant bead caps
- K174 12 0.47µF 25V tant bead caps
- K175 100 2000pF 2½% 125V p/s caps
- K176 24 150R 0.1W vert presets
- K177 24 470R 0.1W horiz presets
- K178 24 470R 0.1W vert presets
- K179 24 2k 0.1W horiz presets
- K180 24 2k 0.1W vert presets
- K181 24 2k2 0.1W horiz presets
- K185 200 1R ½W CF preformed R s for horiz mntg. 15mm centres

- K187 18 PEG500 NPN Si T092 transistors. Vce 35V. Hfe 75
- K188 18 F544 PNP Si T092 transistors Vce 20V. Hfe 300
- K189 30 1N649 600V 0.4A diodes, preformed for H mntg
- K190 16 BZ785 BV2 250mW zener diodes
- K191 8 BY300/600 Top Hat switching diode. 600V 6A
- K192 25 RGP10B 100V 1A switching diode

- K167 20 0.3W presets 2k5 V knob
- K169 30 BV2 400mW zener as K167
- K170 25 11V do
- K172 12 1.5µF 25V tant bead caps
- K173 12 0.47µF 25V tant bead caps
- K174 12 0.47µF 25V tant bead caps
- K175 100 2000pF 2½% 125V p/s caps
- K176 24 150R 0.1W vert presets
- K177 24 470R 0.1W horiz presets
- K178 24 470R 0.1W vert presets
- K179 24 2k 0.1W horiz presets
- K180 24 2k 0.1W vert presets
- K181 24 2k2 0.1W horiz presets
- K185 200 1R ½W CF preformed R s for horiz mntg. 15mm centres

- K187 18 PEG500 NPN Si T092 transistors. Vce 35V. Hfe 75
- K188 18 F544 PNP Si T092 transistors Vce 20V. Hfe 300
- K189 30 1N649 600V 0.4A diodes, preformed for H mntg
- K190 16 BZ785 BV2 250mW zener diodes
- K191 8 BY300/600 Top Hat switching diode. 600V 6A
- K192 25 RGP10B 100V 1A switching diode

- K167 20 0.3W presets 2k5 V knob
- K169 30 BV2 400mW zener as K167
- K170 25 11V do
- K172 12 1.5µF 25V tant bead caps
- K173 12 0.47µF 25V tant bead caps
- K174 12 0.47µF 25V tant bead caps
- K175 100 2000pF 2½% 125V p/s caps
- K176 24 150R 0.1W vert presets
- K177 24 470R 0.1W horiz presets
- K178 24 470R 0.1W vert presets
- K179 24 2k 0.1W horiz presets
- K180 24 2k 0.1W vert presets
- K181 24 2k2 0.1W horiz presets
- K185 200 1R ½W CF preformed R s for horiz mntg. 15mm centres

COMPONENT PANELS

2525 Contains 1 800mA 80V 2N5061 SCRs,
11 6V8 zeners, 11 1N4004 diodes plus Rs. Cs.
etc. Only **£1.**

2529 74 Series ICs — Gates and complex logic,
20 asstd ICs on panels **£1**; 100 ICs **£4.**

2527 2x6V reed relays 6x2S030 or 2S230
6x400V reeds, plus Rs. Only **60p.**

TTL, LINEAR, OPTO

All new full spec — Fairchild; SGS
TTL: 5400, 5401, 5402, 5403, 5404, 5405,
5410, 5421, 5430, 5450, 5451, 5453, 5460
— All 12p — 5470, 5472, 5474, 5475, 5476,
5480, 5486, 5490, 54107, 54121, 54122 —
all 20p — 5482, 54126 — **40p** — Others (74S,
H) on B.L. 12 (SAE please)

LINEAR: 9665 or 9666, 7 x 50V Darlington in
16 DIL **60p**; 75452 or 4 dual pench driver **70p**;
XK1444 7 CMOS P-channel buffers, 15V 16 DIL
24p.

OPTO: Isolators, FCD831 **60p**; TIL115 118
60p; FPE1D0: 106 Infra red LED **£2.50**; FND847
7 seg 0.8" CA **£2.00**; FND850 CC **£2.00.** (Data
on request for linear & opto devices)

BULK BUYERS LIST — Big bargains for quantity
buyers. Resistors from **£3.50/k**, caps **£7/k**. Send
SAE for list.

Happy Memories

4116 200ns	£2.95	2114 200ns	£3.25
2114 450ns	£2.55	2716 5 volt	£6.75
2708 450NS	£3.95		

MEMOREX SOFT-SECTORED MINI-DISCS for
PET, TRS-80, etc. Supplied in **Free Library Case**
..... **£19.95 per 10**

Low Profile I.C. Sockets by Texas
Pins 8 14 16 18 20 22 24 28 40
Pence 10 11 12 16 17 20 21 28 37

Memory Upgrade Kits for Apple, 2020, TRS-80,
etc. **from £23.60** please phone

Quantity prices available on request. Government
and Educational Orders welcome. Trade accounts
opened.

ALL PRICES INCLUDE V.A.T. POSTAGE FREE ON
ORDERS OVER £10, OTHERWISE ADD 30p.


Access and Barclaycard Welcome

HAPPY MEMORIES
Dept. ETI
Gladestry, Kington
Herefordshire HR5 3NY
Telephone (054422) 618

KNOW YOUR ZX80

With LINSAC products for the Sinclair ZX80

THE ZX80 COMPANION **£7.95**



THE ZX80 COMPANION
Mauder, Logan and Trotter

ISBN 0 907211 00 3. Price £7.95 incl. UK
Postage.

This best selling manual on the Sinclair ZX80
covers ZX80 BASIC, hardware and programs
and has a detailed explanation of the ZX80
Monitor routines and entry points. A routine
for generating moving displays is also included

- Ch 1 — Operating the ZX80.
- Ch 2 — Theory of Computers
- Ch 3 — ZX80 BASIC
- Ch 4 — The ZX80 Monitor
- Ch 5 — Construction and Hardware
- Ch 6 — ZX80 Programs
- App 1 — Comparison of ZX80 Opcodes and
ZX80 Characters
- App 2 — The BK ROM.

For a cassette of ten programs from the Com-
panion add £4.95.

The ZX80 Monitor — A complete assembly language listing of the ZX80's 4K Monitor,
with annotations — Price £10.00 incl. UK postage.


Cassette Software

All LINSAC program packs are on single C12 cassettes with printed run instructions. All run on 1K ZX80's unless otherwise
stated. Price £10.00 per pack incl. UK postage.

GAMES PACK 1	— Three Towers, Number Guessing, Mastermind, Sketcho, Huckle, N. m. Gimboli Simon.
GAMES PACK 2	— Nine Lives, The Maze Game, Plam Saling, OXO, Chinese Puzzle, Tower of Hanoi, Battleships
GAMES PACK 3	— (2k+) — Fruit Machine, Four in Line, Zombies
EDUCATION PACK 1	— Maths Drill, Dot Recognition, Musical Notes, Spelling Quiz, Day Finder.
EDUCATION PACK 2	— Graph Plotter, Prime Factors, Number Bases, Bar Charts, Statistics
EDUCATION PACK 3	— (2k+) — CAL Quiz Package with three sample data sets
UTILITY PACK 1	— Memory Display, Hex Code Monitor, Renumber, Memory Search

LINSAC 68 Barker Road, Linthorpe,
Middlesbrough, Co. Cleveland TS5 5ES

MICROS



Micros, memory and support		
MC1489	85 74S287	2.50
MC1488	85 74S288	1.50
MC14411	11.95 74S471	4.95
MC14412	11.95 74S472	11.95
1702	8.95 74S474	11.95
2101	2.99 8T26	1.80
2102	99 8T28	1.80
2111	2.32 8T95	1.80
2112	2.32 8T97	1.80
2114	3.45 8T98	1.80
2114L	3.75 SC/MP2	9.95
2142	10.40 8080	5.49
2376	11.50 8085	11.95
2513	6.50 8086	99.00
2518(5v)	13.95 8154	11.50
2532	29.00 8155	12.50
2708	6.50 81LS95	1.30
4027	2.95 81LS96	1.30
4116	4.95 81LS97	1.30
4118	14.95 81LS98	1.30
5204	7.95 8212	2.45
57109	12.43 8216	2.50
57161	9.95 8224	2.50
6011	4.95 8228	4.20
6402	4.95 8251	4.95
6502	7.95 8253	10.95
6520	4.50 8255	4.95
6522	7.95 8257	10.95
6532	6.50 8259	11.95
6545	17.50 8678	12.95
6576	14.95 8602	2.20
6800	7.95 96364	10.95
6802	12.49 Z80 2MHz	7.50
6809	19.95 Z80-PiO	6.95
6810	3.95 Z80-CTC	6.95
6821	4.50 Z80-4MHz	8.95
6845	19.50 Z80-PiO	7.50
6850	3.95 Z80-CTC	7.50
6852	5.95 Z8000	120.00
74S00	99 ADC0817	14.47
74S04	95 DG300	3.60
74S201	3.95 F8	9.95
74S188	2.60 F8SM1	9.95
74S262	9.95	

74LS00


LS00	13	LS366	85
LS01	13	LS367	85
LS02	15	LS368	85
LS03	15	LS373	180
LS04	20	LS374	180
LS05	20	LS375	180
LS06	23	LS377	199
LS09	23	LS378	195
LS10	20	LS379	215
LS11	32	LS386	85
LS12	32	LS390	140
LS13	40	LS393	140
LS14	40	LS395	210
LS15	40	LS396	199
LS20	24	LS398	275
LS21	32	LS399	230
LS22	40	LS445	140
LS25	48	LS447	185
LS27	45	LS490	150
LS28	48	LS668	105
LS30	24	LS669	105
LS32	30	LS670	270
LS33	39		
LS37	39		
LS38	39		
LS40	28	4000	18
LS42	80	4001	18
LS47	85	4002	82
LS48	120	4007	22
LS49	120	4008	82
LS51	25	4009	82
LS54	30	4010	48
LS55	70	4011	24
LS56	70	4012	24
LS63	150	4013	45
LS73	40	4014	85
LS74	40	4015	85
LS75	48	4016	42
LS76	45	4017	82
LS78	45	4018	28
LS83	105	4019	48
LS85	105	4020	99
LS86	45	4021	106
LS90	50	4022	95
LS91	125	4023	25
LS93	75	4024	75
LS96	115	4025	25
LS97	180	4026	180
LS107	45	4027	48
LS109	75	4028	82
LS112	80	4029	105
LS113	65	4030	80
LS114	49	4033	175
LS122	70	4034	210
LS123	95	4035	125
LS124	180	4040	105
LS125	80	4041	80
LS126	80	4042	80
LS132	95	4043	95
LS133	95	4044	95
LS136	55	4046	130
LS138	70	4047	95
LS139	90	4049	45
LS145	120	4050	45
LS148	175	4051	80
LS151	95	4052	80
LS152	95	4053	80
LS155	95	4054	130
LS156	95	4055	135
LS157	75	4068	25
LS158	95	4069	25
LS160	120	4070	30
LS161	95	4071	25
LS162	110	4072	25
LS163	100	4073	25
LS164	115	4075	25
LS165	165	4076	99
LS168	175	4078	30
LS169	210	4081	28
LS170	298	4083	125
LS173	105	4084	80
LS174	147	4085	325
LS175	110	4510	99
LS176	118	4511	150
LS190	120	4512	85
LS191	120	4513	195
LS192	125	4515	299
LS193	125	4516	120
LS194	125	4518	105
LS196	120	4519	70
LS197	120	4520	115
LS202	345	4521	250
LS221	120	4522	150
LS240	225	4526	150
LS241	225	4527	180
LS242	232	4528	120
LS243	232		
LS244	225		
LS245	360		
LS246	135	T03	+ve
LS248	135	7805	145
LS249	135	7812	145
LS251	130	7815	145
LS253	130	7818	145
LS255	130	-ve	
LS257	115	7905	220
LS258	120	7912	220
LS259	160	T0220	plast
LS261	450	7805	80
LS266	75	7812	80
LS273	180	7815	80
LS275	320	7818	80
LS279	95	7824	80
LS280	250	7905	85
LS283	180	7912	85
LS290	130	7915	85
LS293	130	7918	85
LS295	215		
LS298	215		
LS339	420		
LS324	220		
LS325	320		
LS326	330		
LS327	315		
LS352	185		
LS353	185		
LS355	85		

74XX 74CXX LINEARS
Many other types in stock. Tel for details

WE HAVE MOVED

TO OUR NEW CENTRAL LONDON SHOWROOM
59/61 THEOBALDS RD, WC1 TUBE HOLBORN.

FLOPPY DISK DRIVES



We sell all you need cased or uncased. Cables & connectors. Brand new fully guaranteed.

Single 5 1/4 Drive	£195
Single 8" SAs800	£395
Dual 5 1/4 PSU	£59
Dual 8" PSU	£76
Dual Cabinet & PSU 1x8"	£565
Dual 8" Drive Unit	£945
Dual 5 1/4 Drive Unit	£440

VIDEO TERMINAL



24x80 display Pentland Video Terminal full features professional terminal. Full details on request Price **£595**

S100 CARDS



16K STATIC KIT ASSM	
with no RAM(2114)	£ 62 £ 82
" 8K RAM "	£109 £130
" 16K RAM "	£157 £178
8K static (16x2114 chips)	£ 48
64K DYNAMIC (4116)	
with 16K RAM	£149 £165
with 32K RAM	£189 £205
with 48K RAM	£229 £245
with 64K RAM	£269 £285
16K upgrade 8x4116	£ 40
16/32K EPROM CARD	
Without EPROMs	
2708/2516	£ 63 £ 89
FDC DOUBLE DENSITY	
Double Density for 5 1/4" or 8" Drives	£ - £195

VAT ALL OUR PRICES EXCLUDE VAT & P/P

CENTRONICS 737 PRINTER



Uses any paper roll, fanfold, single sheets. 96 character ASCII. 7 x 7 dot matrix, 50 CPS. RS232 or parallel I/O

OK TOOLS

Full range of wire wrapping accessories & boards & dip jumpers etc. Visit our showroom or send for our catalogue

VERO

S100 prototyping boards and full range of accessories.

BOOKS

Complete range of microcomputer books and magazines on sale in our showroom.

CATALOGUE AVAILABLE

Catalogue available. Send 50p & S.A.E. (A4 size).

TUSCAN S100

A Z80 based S100 Computer

Single board will hold up to 8K RAM, 8K ROM, Video interface Z80 processor - I/O and cassette interface. 5 spare S100 expansion sockets for memory/disc expansion. System monitor, resident BASIC or CP/M system option. All components available separately or ready-built




NEW LOW PRICES
TUSCAN MAIN BOARD KIT ONLY £235 + VAT
SAE FOR DETAILS

TRITON SINGLE BOARD PERSONAL COMPUTER

8080 BASED SINGLE BOARD system with EUROCARD EXPANSION

Complete Kit incl PSU/Case/Keybd	£286
Expansion Motherboard Kit	£ 50
8K (2114) RAM Card Kit	£ 97
8K (2708) ROM Card Kit	£ 97
Expandable up to CP/M Disc System. SAE for details	



TCL PASCAL FOR PET & CP/M systems

Put Pascal on your PET now
Pascal conversion ROM £ 20
Pascal manual £ 9
Complete package including compiler £120



Edge Connectors S100



Insulation/Piercing Ribbon/Cables		
I/OHEADER	PLUG	
10 way	£2 20	10 way £1 60
20 way	£3 40	20 way £2 30
26 way	£4 00	26 way £2 70
34 way	£4 80	34 way £3 30
40 way	£5 40	40 way £3 75
50 way	£6 00	50 way £4 60
60 way	£6 50	60 way £6 00

DIP Switches

4 way	£1 20
7 way	£1 75
8 way	£1 80

DIP Plugs

14 DIL	£ 65
24 DIL	£2 20
40 DIL	£3 60

DIP SOCKETS (TEXAS)

Low Prof	Wire Wrap	2x 6 way - 1 75
8pin 10p	28p	2x12 way - 3 00
14pin 12p	36p	2x10 way - 2 00
16pin 13p	42p	2x15 way - 3 20
18pin 16p	60p	2x18 way - 3 50
20pin 22p	90p	2x22 way 3 20
22pin 25p	-	2x20 way 3 60
24pin 28p	65p	2x25 way 3 60
28pin 35p	90p	2x30 way 4 15
40pin 40p	1.10p	2x36 way 4 75
		2x40 way 5 00
		2x43 way 5 04
		60 4 00

Zero Insertion Force Sockets

16 way	£4 95
24 way	£6 00
40 way	£9 50

D-Types

25V Male	£2 80
25V Female	£3 80
25V Cover	£1 80

Edge Connectors

14 way	£1 30
16 way	£1 50
24 way	£2 80

CRYSTALS FOR MICROS

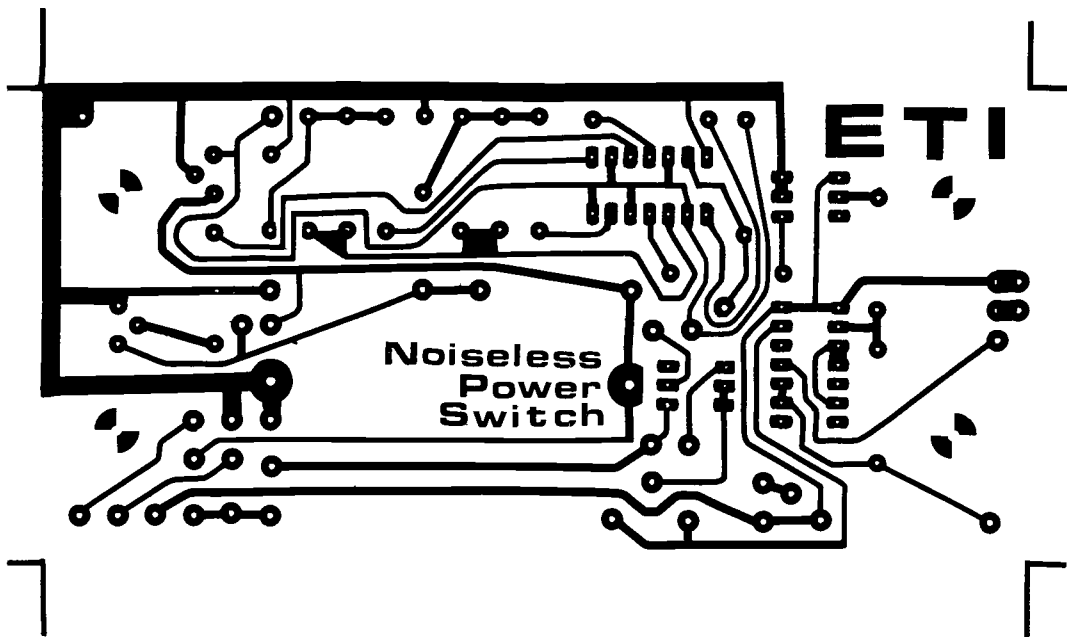
32 768KHz	3 00	4.00MHz	2 70	10 00MHz	2 70
100KHz	3 00	4.43MHz	1 00	10 7MHz	2 70
200KHz	3 70	5 0MHz	2 70	16 00MHz	2 90
1.0MHz	3 60	6 0MHz	2 70	18 00MHz	2 90
1.008MHz	3 50	6.144MHz	2 70	18 432	2 90
1.8432MHz	3 00	7 0MHz	2 70	36MHz	2 90
2.00MHz	1 50	7.168MHz	2 50	48 0MHz	2 70
2.45760MHz	3 05	8 00MHz	2 70	100MHz	2 90
3.276MHz	2 70				

TRANSAM

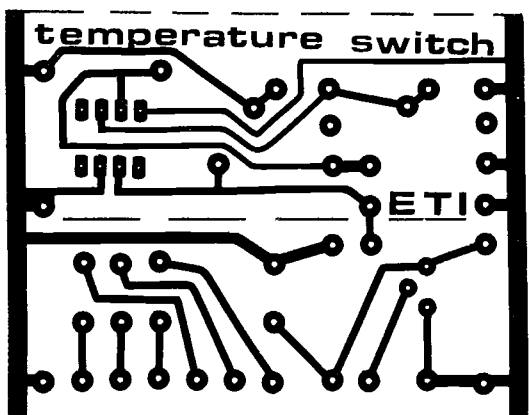
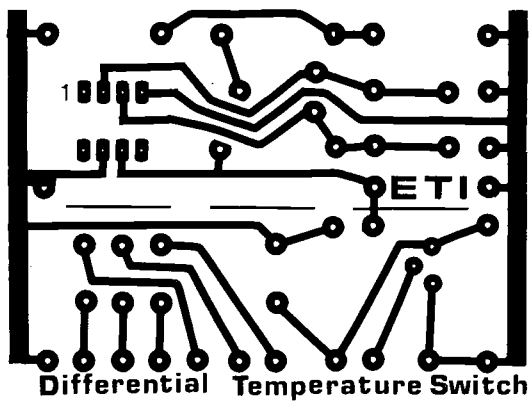
59/61 THEOBALDS RD
LONDON WC1
TEL: 405 5240/2113
TELEX 444198.

TRANSAM

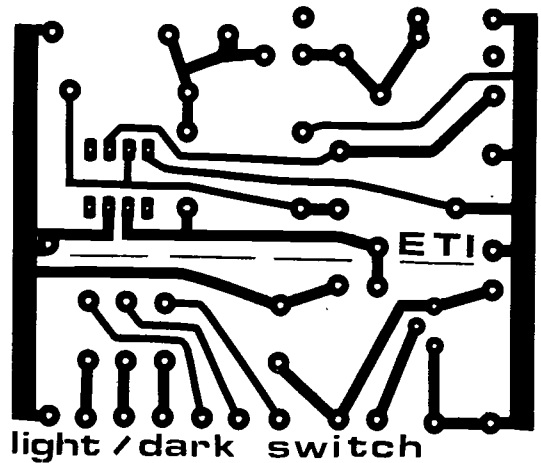
PCB FOIL PATTERNS

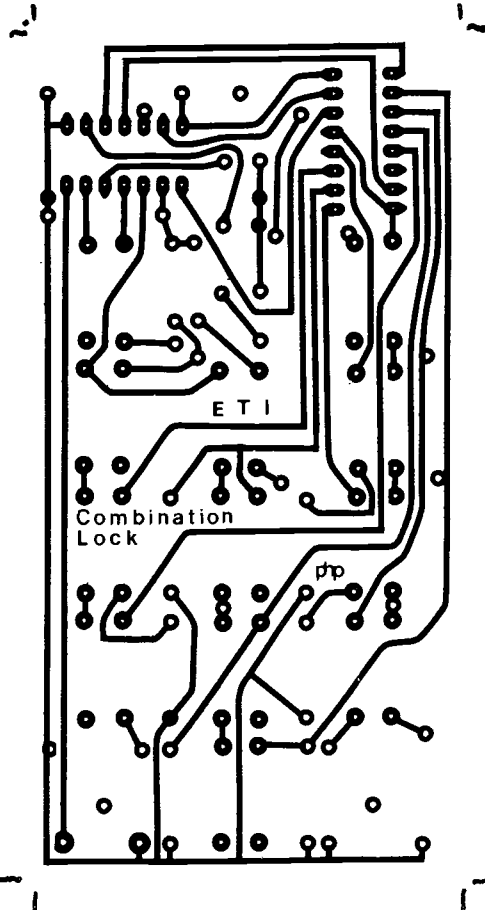
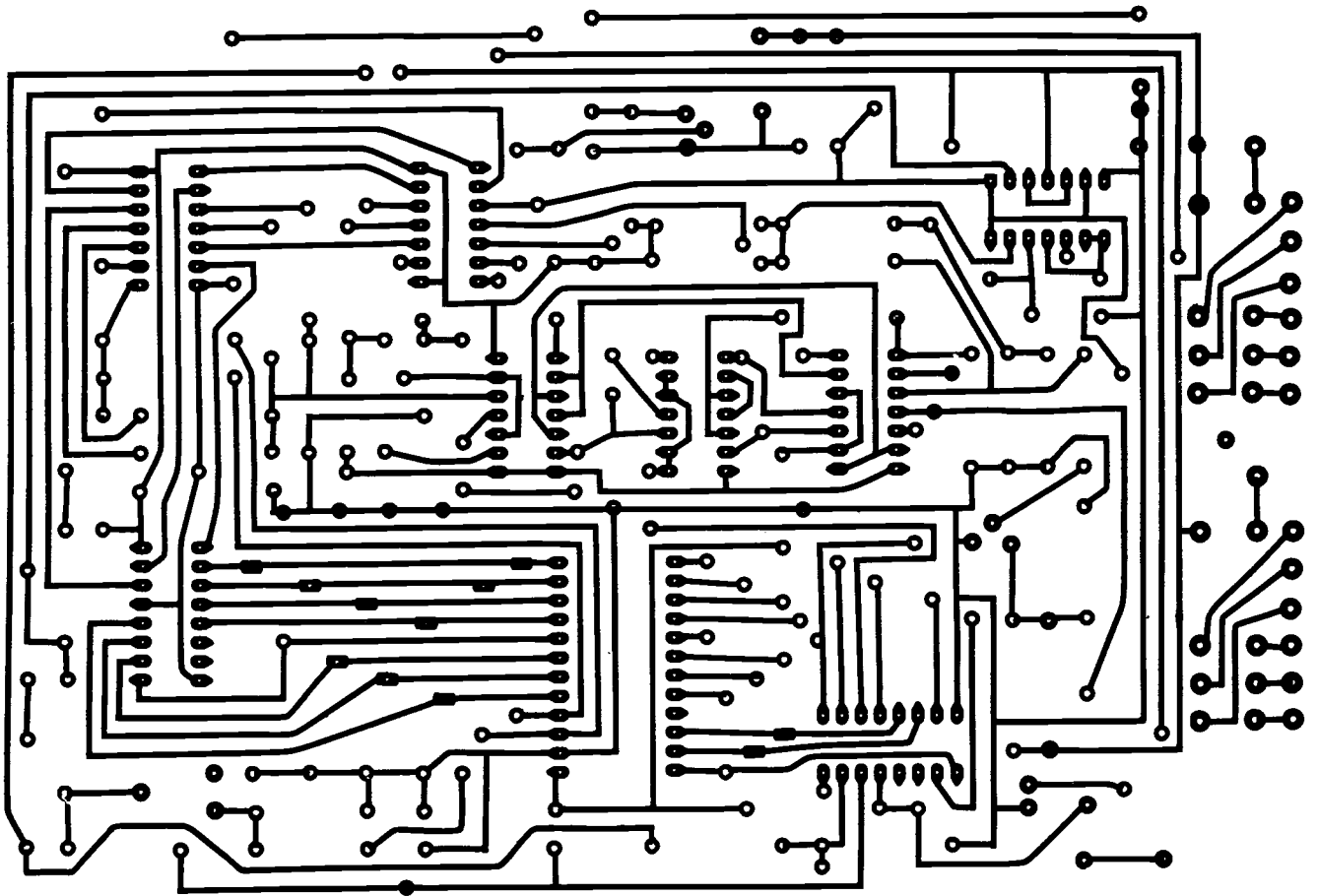


The Noiseless Power Switch PCB (above).



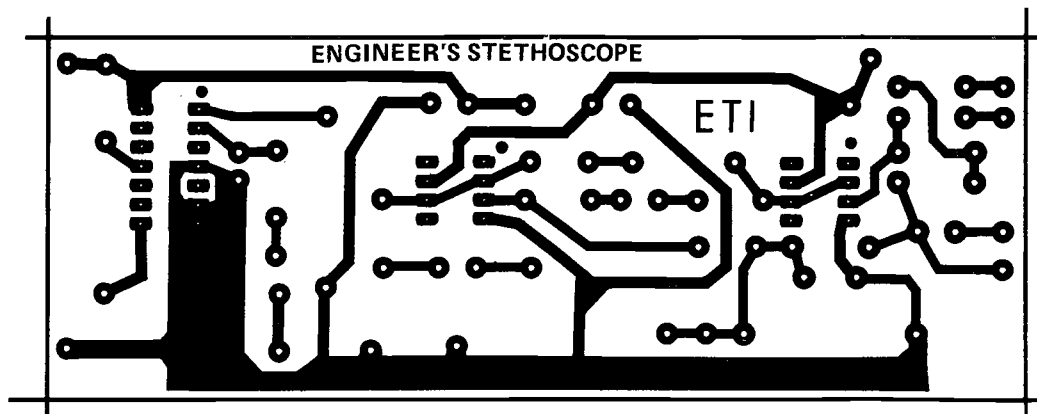
The PCBs for the Differential Temperature Switch (left), the Under Temperature Switch (below left), and the Dark Activated Switch (below). To use the modules with the Noiseless Power Switch, cut the PCBs along the dotted line and use the top half only.





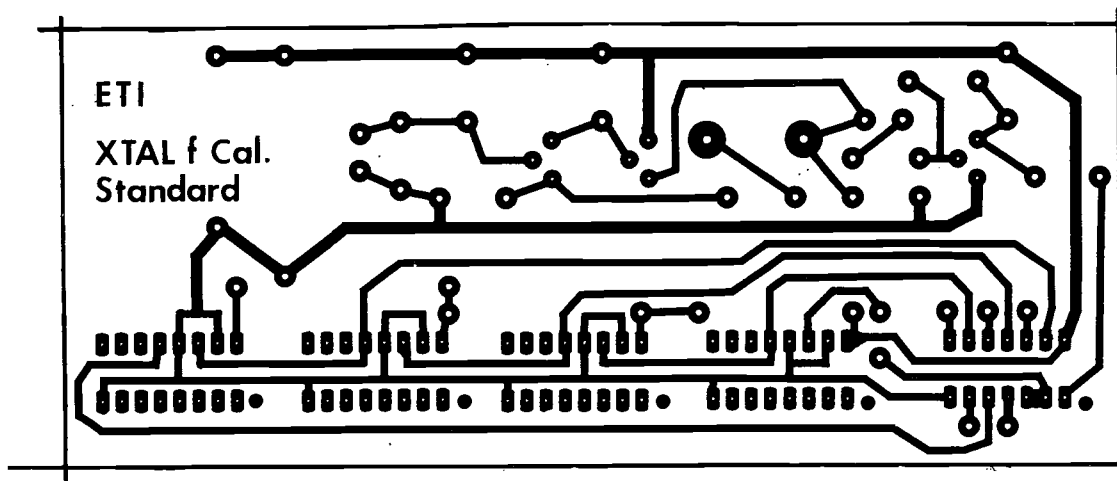
The ETI Combination Lock main PCB foil pattern (above) and keyboard foil pattern (left).





Engineer's Stethoscope PCB (left).


Crystal Calibrator (bottom).



The DT400 Series are designed and manufactured by SAFGAN in England

SAFGAN Presents DT-400 Series from £169 + VAT

HIGH QUALITY **DUAL TRACE** OSCILLOSCOPES
A BRITISH PRODUCT EVERYONE CAN AFFORD



Model DT-410	4" CRT	5mV	10MHz	@ £169 + VAT
Model DT-412	4" CRT	5mV	12MHz	@ £175 + VAT
Model DT-415	4" CRT	5mV	15MHz	@ £188 + VAT

SPECIFICATION FOR ALL MODELS

- * CH1, CH2: 5mV/div-20V/div in 12 Cal. 1/2/5/steps
- * BANDWIDTH: 10MHz (DT-410), 12MHz (DT-412)
- * BANDWIDTH: 15MHz (DT-415)
- * TIME BASE: 0.5µs/div-200ms/div in 18 cal 1/2-5 steps.
X5 Expansion to 100 ns/div
X5 Multiplier to 1s/div
- * XY FACILITY: Matched Inputs X=CH1 Y=CH2

- * TRIGGER: Level Control, + Slope
Bright Line AUTO NORMAL, TV Triggering
CH1, CH2 0.5div. EXT Trig. 100mv
- * Z Modulation
- * Graticule blue, ruled 8x10div (6.4x8cm²)
- * Size: H215mm W165mm D280mm. Weight 4.5kg.
- * Cal. O/PIVIM2 PROBE (X1-REF-X10) £11.50 + VAT

Orders to: **SAFGAN ELECTRONICS LTD.** (Goods & P&P £3.50 or P. & Parcel Service £6.50 + 15% VAT)
56 BISHOPS WOOD, ST. JOHNS, WOKING, SURREY GU21 3QB. Tel. WOKING 69560
 London Stockist: **AUDIO ELECTRONICS, Edgware Road, London 01-724 3564** or **WOKING 66836**

DT-400 Series
Official Government and
Educational orders accepted

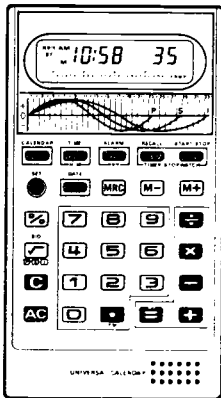
92

ETI MARCH 1981

World Radio History

BIORHYTHMS ARE BACK!

With just about everything else except the kitchen sink



CASIO BQ-1100 BIOLATOR/WATCH

Clock, calendar, 2 alarms, countdown alarm stopwatch, time memory, three date memories, biorhythm and date calculations, calculator.
Clock. Hours, minutes, seconds, am/pm. Day/date. Universal calendar. Pre-programmed 1901 to 2099. Day, date, month and year display.
Alarm. Two separate alarms. 24-hour system.
Countdown alarm. 1/10 second to 24 hours, or
Stopwatch. 1/10 second to 24 hours. Net times, or
Time memory. Dual time facility. 24-hour system.
Calculator. 8 digits. Full memory. Sq roots, %. Date calculations. Any monthly calendar from 1901 to 2099 can be displayed and utilised.
Biorhythm calculations. Forecast your physical, emotional and intellectual performance potential. Chart your peak, ebb and critical days and reschedule to avoid mistakes. Two silver oxide batteries last approx 1 year.
 Dims: 1/4 x 2 7/16 x 4 1/4 inches. Leatherette wallet.

ALL THIS FOR ONLY £14.95

CASIO'S AMAZING NEW FX-3500P

Statistical regression and integrals. Non-volatile memories and stores.

38 functional (non-volatile) steps. 2 programme storage capability. Unconditional and conditional jumps. 7 (non-volatile) memories, one independent, 6 constant memories. 18 pairs of parentheses, nestable in 6 levels.


61 built-in functions, including: Integrals (Simpson's rule). Linear regression, logarithmic regression, exponential regression and power regression.

Hyperbolic, sexagesimal and co-ordinates conversions. 10 digit mantissa or 10+2 exponent. Two silver oxide batteries give approximately 1,000 hours continuous use with power-saving automatic cut-off, with data and memory protection.

Dims: 9/32 x 2 1/4 x 5 1/4 inches. Supplied with leatherette wallet.

ALL THIS FOR ONLY £22.95


FX-2700P (8+2). As above but without integrals, regression and programme **£19.95**



CASIO'S SUPERCALCS!

FX-8100

Our best selling scientific



46 scientific functions, clock, calendar, alarm, countdown alarm, interval alarm timer, 1/100 second stopwatch with lap timing.

Clock. Hours, minutes, seconds, am/pm. **Calendar.** Pre-programmed to 1999. Day, date, month and year.

Alarm. 24-hour alarm with hourly chimes. **Countdown alarm.** Can be set up to 10 hours, or, **Interval alarm timer** up to 10 hours, or,

Stopwatch. Measuring net, lap and first and second place times in units of 1/100 second to 10 hours.

Calculator. 8 digits or 8+2. 5 level parentheses, full access memory. Trigs, logs, hyperbolic, standard deviations, co-ordinates and sexagesimal conversions, fractions, % cube roots, pi, sign change, register exchange, etc.

Two silver oxide batteries last approx. 1 year (continuous). Dims: 1/4 x 2 1/4 x 5 1/4 inches. Leatherette wallet.

ONLY £24.95. (RRP £27.95)

FX-8100 Less sophisticated **£19.95**. FX-7100 Card size **£24.95**. Game calculator MG 880 **£10.95**. MG 770 (card size) **£12.95**. Others: ML-81 **£19.95**. ML-90 **£19.95**. MQ 1200 **£19.95**. FX 81 **£12.95**. FX 100 **£16.95**. FX 310 **£17.95**. FX 510 **£19.95**. FX 502P with FREE Master Pack, worth **£17.95**, or watch **£74.95**.

CASIOTONE KEYBOARDS

The revolutionary CT-201

ONLY £245 (mp £285)

A remarkable new concept in electronic keyboard instruments using a totally new technology. Pitch, timbre and harmonics of 29 instruments have been measured, digitalised and stored in electronic chip memory for faithful reproduction. A 4-sound memory function allows switching between any 4 pre-selected instruments.

This polyphonic instrument can play full chords of up to 8 notes on its 29 white and 20 black keys spanning 4 octaves. Vibrato and tone switches. Foot volume and sustain pedal options. Echo jacks. 3x3 1/2 x 9 1/2 inches. Weight 15lb. Black or woodgrain finish. AC only.



CT-301 14 instruments and 16 rhythm voices. (RRP £325) **£275**

M-10 Piano, organ, violin, flute. 2 1/2 octaves (RRP £79) **£69**

CASIO'S BEST SELLING WATCHES



AA81 Analogue Display



AA82 Digital Display

With around 40 functions LCD ANALOGUE/DIGITAL Alarm Chronograph with countdown

Analogue. Independent hours and minutes with synchronous digital seconds. Dual time ability.
Digital. Hours, minutes, seconds, day and date.
Stopwatch. 1/100 second to 12 hours. Net lap and 1st and 2nd place. Start/stop and 10 minute signals.
Alarm. For 30 seconds with carousel display.
Countdown Alarm. Normal and net times to 1 hour with amazing "Star Burst" flashing display.
Time Signal. Half-hourly and hourly chimes. Tone control. Lithium battery. Light. Water-resistant case. 8.65mm thick. Mineral glass.

AA81 Chrome plated **£29.95**
 AA81G Gold plated **£49.95**

AA82 Stainless Steel **£39.95**
 AA83 Dress watch, s/s **£44.95**

12 MELODY ALARM CHRONOGRAPHS

Countdown alarm Date memories
 Hours, minutes, seconds, am-pm, 12 or 24 hour. Day, date and month auto calendar.
Alarm. 7 melodies, one for each day of the week.
Hourly time signal. With "BIG Ben" type tune.
Date memory. Select either "Wedding March" or "Trinkled" to be played.
Birthday and Christmas Memory.
Countdown alarm. From 1 second to 1 hour. After zero count continues positively.
Stopwatch. 1/10 second to 1 hour. Net, lap, 1st and 2nd place.
 Picturesque moving display of notes played.
 Light. Lithium. Glass. Water-resistant cases.
M-12 resin, s/s trim. **M-1200** all s/s 9.0 mm thick.



£24.95



£29.95

100 METRE WATER RESISTANT

Alarm chronographs with countdown
 Amazing 5-year lithium battery life. Hours, minutes, seconds, am/pm, day, date and month. 12 or 24 hour. Time is always visible regardless of display mode.
Stopwatch. 1/100 second to 1 hour. Net, lap, and 1st and 2nd. Start/stop signal. 10-minute signal.
Alarm. Sounds for 30 seconds.
Countdown Alarm. Normal and net times to 12 hours. Start/stop and 10-minute signals.
Time signal. Half-hourly and hourly chimes.
W-100. All resin. **W-150B** All s/s. **W-150C** (not illustrated) s/s case/resin strap. **£29.95**



W100 **£19.95**



W150B **£32.50**

A250. As above but with standard water-resistant case **£24.95**

S220. As above but with dual tune in lieu of alarms and chimes **£25.00**

SEIKO

DZA 038 CALCULATOR WATCH WITH 5 ALARMS AND STOPWATCH

Hours, minutes, seconds, day (12-hour system)
 Calendar pre-programmed to 2020
 Five independent alarms. Hourly time signals.
 Stopwatch 1/10 second to 12 hours.
 Calculator. 4 functions. Audible confirmation.
 Non-volatile memory capability.

£69.95



OZA038



£49.95



£69.95

100 METRE WATER RESISTANT

DFT 030 Alarm chronograph (far left)
 Alarm, countdown alarm, hourly chimes, stopwatch to 1/100 second, net, lap, 1st & 2nd.
 OFT 048 Not 100m water resist **£37.50**

OER 018 Solar alarm chrono (left)
 Weekly programmable alarm 16-hour interval, countdown alarm timer, hourly chimes 1, 100 second stopwatch, net, lap, 1st & 2nd
 OER 048 Not 100m water resist **£52.50**

PRICES

Include VAT and post and packing. Remember, we will beat any lower advertised price by 5% providing the advertiser has stocks and we still make a small profit! Just send details and your remittance for the lower amount.

Price includes VAT, P.&P. Send your company order, cheque, P.O. or phone your ACCESS or BARCLAYCARD number to:

TEMPUS

Dept. ET1, FREEPOST, 164-167 East Road, Cambridge CB1 1DB. Tel: 0223 312866

All these advantages...


- Instant all-weather starting
- Smoother running
- Continual peak performance
- Longer battery & plug life
- Improved fuel consumption
- Improved acceleration/top speed
- Extended energy storage

..in kit form

SPARKRITE X5 is a high performance, top quality inductive-discharge electronic ignition system designed for the electronics D.I.Y. world. It has been tried, tested and proven to be utterly reliable. Assembly only takes 1-2 hours and installation even less due to the patented 'clip on' easy fitting.

The superb technical design of the Sparkrite circuit eliminates problems of the contact breaker. There is no misfire due to contact breaker bounce which is eliminated electronically by a pulse suppression circuit which prevents the unit firing if the points bounce open at high R.P.M. Contact breaker burn is eliminated by reducing the current by 95% of the norm.

There is also a unique extended dwell circuit which allows the coil a longer period of time to store its energy before discharging to the plugs. The unit includes built-in static timing light systems function light and security changeover switch. Will work all rev counters.



Fits all 12v negative-earth vehicles with coil/distributor ignition up to 8 cylinders.

THE KIT COMPRISES EVERYTHING NEEDED

Die pressed case. Ready drilled, aluminium extruded base and heat sink, coil mounting clips and accessories. All kit components are guaranteed for a period of 2 years from date of purchase. Fully illustrated assembly and installation instructions are included.

Roger Clark the world famous rally driver says "Sparkrite electronic ignition systems are the best you can buy."



Sparkrite

HIGH PERFORMANCE
ELECTRONIC IGNITION

Electronics Design Associates, Dept. ET1/3
2 Bath Street, Walsall, WS1 3DE
Phone: (0922) 614791

Name _____

Address _____

Phone your order with Access or Barclaycard

I enclose cheque/PO's for

Inc. V.A.T. and P.P.

QUANTITY RED'D


X5KIT £16.95

£

Cheque No.

ACCESS OR BARCLAY CARD No.

Send SAE if brochure only required.



68
LARGE
PAGES

The larger
Catalogue
that means

FREE POSTAGE
IN U.K.

ADDITIONAL
DISCOUNTS

KEEN PRICES

GUARANTEED
SATISFACTION

GOOD STOCKS

We pay postage

Semi-Conductors • I.C.s • Opto-devices • Rs and Cs in great variety
• Pots • Switches • Knobs •
Accessories • Tools • Materials •
Connectors

ELECTROVALUE

FREE
FOR THE
ASKING

ELECTROVALUE LTD. (Dept. ET3), 28 St. Jude's Road, Englefield Green, Egham, Surrey TW20 0HB
Telephone: (STD 0784) (London 87) 33603. Telex: 264475

ELECTRO SUPPLIES

TRANSISTORS

BC107	10p	BC237	12p	BF194	12p	BF595	30p	2N3055	45p
BC108	10p	BC337	15p	BF195	12p	BFR40	25p	2N3583	60p
BC109	10p	BC547	10p	BF197	14p	BFR90	50p	2N3702	10p
BC1258	8p	80238	40p	BF245	40p	BUW81A	200p	2N3705	10p
BC149	10p	80239	40p	BF256A	40p	MJE340AT	50p	2N3710	10p
BC154	12p	80371A	30p	BF324	30p	MPF131	25p	2N4061	15p
BC159	9p	80X94	65p	BF469	65p	MPF132	25p	2N4123	10p
BC171	10p	80Y92	120p	BF495	20p	MPU131	25p	2N4125	12p

LINEAR ICs

CA3012	45p	MC1349	90p	TAA320	40p	TD047D	150p	SPECIAL OFFER	
CA3080	50p	MC1350	90p	TBA120S	60p	TD010D	150p	AY-5-3507 DVM	
LM324	60p	MC1558	100p	TBA851	100p	TD011D	75p	CHIP (with data)	
LM741	15p	NE53T	50p	TBA861B	125p	TD01190	200p	£2.75p (limited	
LM1458	40p	NE555	22p	TBA800	70p	TD02524	150p	quantity).	
LM3900	60p	SA110DA	100p	TBA810S	80p	TD02541	150p		
MC1307	75p	SAS380	100p	TBA920	150p	TD02560	150p		
MC1310	100p	SAS590	100p	TCA270S	90p	TD02581	175p		

DIGITAL ICs

DAC100	250p	TMS3409	250p	SN7490	30p	SN74284	250p
EMM4402	250p	TMS4030	200p	SN74181	200p	SN74285	250p
2708	350p	2102L1	65p	SN74221	100p		

Send for lists of Digital ICs

SPECIAL OFFERS

LOW PROFILE IC SOCKETS

14 pin — 12	100 (150 £10)
16 pin — 10	100 (130 £10)
22 pin — 7	100 (100 £10)
24 pin — 6	100 (70 £10)
40 pin — 3	100 (40 £10)

35-amp 50-volt Stud Diodes, c/w mounting kit 4 £1

240-volt/12-volt 6VA PC Mount Transformer 65p

Semi-conductor Packs: Diodes Transistors/SCRs/ICs, over 100 items (no rejects) £1.50 each, two for £2

For larger quantities please phone for prices

All prices include VAT. Please add 30p P&P SAE for list

MAIL ORDER DEPT.
(Callers please phone first)
BOWNESS MILL, SHAWCLOUGH RD
WATERFOOT, ROSSENDALE, LANCS
TEL: ROSSENDALE 5556

RETAIL SHOP
(Open 6 days)
6A TODD ST
MANCHESTER
(next to Victoria Stn)
TEL: 061-834 1185

ETIPRINTS

ETIPRINTS offer you the easy way to produce high quality printed circuit boards. Each ETIPRINTS sheet contains a set of etch resistant rub down transfers of the printed circuit board designs for several of our projects.

ETIPRINTS are made from our original artwork ensuring a neat and accurate board. We thought ETIPRINTS were such a good idea that we have patented the system (patent numbers 1445171 and 1445172).

PARTS LIST

040A	ETI 80 VCO/VCLFO	Feb 80	Speed Control		
040B	ETI 80 PSU Tuning Fork Hi-Lo Filter Coin Toss	Feb 80	DTM Switching Board RIAA Preamp		
041A	Audiophile Driver Amp VCA Signal Tracer Heater Controller Main Board Electromyogram	Mar 80	047C	ETI 80 Envelope Shaper TV Sound Survival	Sep 80
041B	ETI 80 VCM Heater Controller Sensor	Mar 80	048A	Sustain/Fuzz Box Flash Trigger FM Radio Control Receiver: (Top side) (Bottom side) FM Radio Control Transmitter	Oct 80
046A	ETI 80 Dual VCA 100 W Power Amplifier	Aug 80	048B	Vocoder Slew Rate Control Vocoder Output Amp Vocoder Input Amp Vocoder PSU Vocoder LED PPM Display	Oct 80
046B	Capacitance Meter US Alarm BGM 100 W Amplifier Logic Tester 100 W Power Amp	Aug 80	048C	Cassette Interface ETI 80 Monitor Amp	Oct 80
047A	Digital Test Meter	Sep 80	049	AF Generator Multi-Option Board Space Invasion PSU	Nov 80
047B	Vocoder Internal Excitation	Sep 80			

BUYLINES

Sheets for Sep 79, Dec 79, Jan 80 and April - July 80 are temporarily out of stock. Earlier ETIPRINT sheets are available.

Send a cheque for PO (payable to ETI) for £1.20 per sheet with details of the project for which you require an ETIPRINT, and the month and year of publication to:

ETIPRINTS,
ETI,
145 Charing Cross Road,
London WC2H 0EE.

HOW IT WORKS

Lay down the ETIPRINT and rub over with a soft pencil until the pattern is transferred to the board. Peel off the backing sheet carefully making sure that the resist has transferred. If you've been a bit careless there's even a 'repair kit' on the sheet to correct any breaks!

ETIPRINTS

MPA 200 100 WATT (rms into 8Ω) MIXER / AMPLIFIER

Featured as a constructional article in ETI, the MPA 200 is an exceptionally low priced — but professionally finished — general purpose high power amplifier. It features an adaptable input mixer which accepts a wide range of sources such as a microphone, guitar, etc. There are wide range tone controls and a master volume control. Mechanically the MPA 200 is simplicity itself with minimal wiring needed making construction very straightforward. The kit includes fully finished metalwork, fibreglass PCBs, controls, wire, etc. — complete down to the last nut and bolt.



Panel size 19.0" x 3.5". Depth 7.3"

**COMPLETE KIT
ONLY
£49.90 + VAT!**

**MATCHES THE
CHROMATHEQUE 5000
PERFECTLY!**

CHROMATHEQUE 5000 5 CHANNEL LIGHTING EFFECTS SYSTEM

This versatile system featured as a constructional article in ELECTRONICS TODAY INTERNATIONAL has 5 frequency channels with individual level controls on each channel. Control of the lights is comprehensive to say the least. You can run the unit as a straightforward sound-to-light or have it strobe all the lights at a speed dependent upon music level or front panel control or use the internal digital circuitry which produces some superb random and sequencing effects. Each channel handles up to 500W and as the kit is a single board design wiring is minimal and construction very straightforward.

Kit includes fully finished metalwork, fibreglass PCB controls, wire, etc. — Complete right down to the last nut and bolt!




Panel size 19.0" x 3.5". Depth 7.3"

**COMPLETE KIT
ONLY
£49.50 + VAT!**

POWERTRAN

SYNTHESIZER KITS ON PAGE 9. MORE KITS AND ORDERING INFORMATION ON INSIDE FRONT COVER.



**DE LUXE EASY TO BUILD LINSLEY HOOD
75W STEREO AMPLIFIER £85.00 + VAT**

This easy to build version of our world-wide acclaimed 75W amplifier kit based upon circuit boards interconnected with gold plated contacts resulting in minimal wiring and construction delightfully straightforward. The design was published in Hi-Fi News and Record Review and features include rumble filter, variable scratch filter, versatile tone controls and tape monitoring while distortion is less than 0.01%.

All kits also available as separate packs (e.g. PCB, component sets, hardware sets etc.). Prices in our FREE CATALOGUE



T20 + 20 20W STEREO AMPLIFIER £33.10 + VAT

This kit, based upon a design published in Practical Wireless, uses a single printed circuit board and offers at very low cost, ease of construction and all the normal facilities found on quality amplifiers. A 30 watt version of this kit (T30 + 30) is also available for **£38.40 + VAT** MATCHING TUNERS — See our FREE CATALOGUE

Above 2 kits are supplied with fully finished metalwork, ready assembled high quality teak veneer cabinet, cable, nuts, bolts, etc. and full instructions — in fact everything!

BLACK HOLE

**MUSIC EFFECTS DEVICE — AS FEATURED
IN ELECTRONICS TODAY INTERNATIONAL!**

The BLACK HOLE designed by Tim Orr, is a powerful new musical effects device for processing both natural and electronic instruments offering genuine VIBRATO (pitch modulation) and a CHORUS mode which gives a 'spacey' feel to the sound achieved by delaying the input signal and mixing it back with the original. Notches (HOLES) introduced in the frequency response, move up and down as the time delay is modulated by the chorus sweep generator. An optional double chorus mode allows exciting antiphase effects to be added. The device is floor standing with foot switch controls, LED effect selection indicators, has variable sensitivity, has high signal noise ratio obtained by an audio compander and is mains powered — no batteries to change! Like all our kits everything is provided including a highly superior, rugged steel, beautifully finished enclosure.

COMPLETE KIT ONLY £49.80 + VAT (single delay line system)

De Luxe version (dual delay line system) also available for **£59.80 + VAT**

Cabinet size 10.0" x 8.5" x 2.5" (rear) 1.8" (front)



AND THERE'S MORE WHERE THIS CAME FROM

It's a long time since one of our adverts was presented in 'list' form - but simply because we do not try to squeeze this lot in every time doesn't mean that it's not available. Our new style price list (now some 40 pages long) includes all this and more, including quantity prices and a brief description. The kits, modules and specialized RF components - such as TOKO coils, filters etc. are covered in the general price list - so send now for a free copy (with an SAE please). Part 4 of the catalogue is due out now (incorporating a revised version of pt.1).

LINEAR ICs - NUMERIC LISTINGS

TBA120S	1.00	KB4413	1.95
L200	1.95	KB4417	1.80
U237B	1.28	TD4420	2.25
U247B	1.28	KB4420B	1.09
U257B	1.28	KB4423	2.30
U267B	1.28	KB4424	1.65
LM301H	0.67	KB4431	1.95
LM301N	0.30	KB4442	1.95
LM308H	0.96	KB4433	1.52
LM308N	0.65	KB4436	2.53
LM319N	0.66	KB4437	1.75
LM348N	1.86	KB4438	2.22
LF351N	0.38	KB4441	1.35
LF353N	0.76	KB4445	1.29
LM374N	3.75	KB4448	2.75
LM380N-14	1.00	KB4448	1.65
LM380N-9	1.00	NE5044X	2.26
LM381N	1.81	NE5532N	1.85
ZN419CE	1.95	SD6000	3.75
NE544N	1.80	SC5270	2.03
NE555N	0.30	SL6310	2.03
NE556N	0.50	SL6600	3.75
NE580N	3.50	SC6640	2.75
NE582N	4.05	SC6690	3.20
NE584N	4.29	SL6700	2.35
NE585N	1.00	ICL8038CC	4.50
NE586N	1.80	MSL9362	1.75
NE570N	3.85	MSL9363	1.75
SL624	3.28	HAI1211	1.95
TB6651	1.81	HAI1223	2.15
UA709HC	0.64	HAI1225	1.45
UA709PC	0.36	HAI2002	1.45
UA710HC	0.65	HAI2017	0.80
UA710PC	0.59	HAI2402	1.95
UA741CH	0.66	HAI2411	1.20
UA741CN	0.27	HAI2412	1.55
UA747CN	0.70	LF13741	0.33
UA748CN	0.36	SN76660N	0.80
UA753	2.44		
UA758	2.35		
TB4810AS	1.09		
TB4820M	0.75		
TC9A04E	1.80		
TD1A028	2.11		
TD1A029	2.11		
TD1A054	1.45		
TD1A062	1.95		
TD1A072	2.69		
TD1A074A	5.04		
TD1A083	1.95		
TD1A090	3.05		
HAI1137	1.20		
HAI1196	2.00		
HAI1197	1.00		
TD1A1220	1.40		
LM1303	0.99		
LM1307	1.55		
MCI310P	1.90		
MCI330P	1.20		
MCI350S	1.20		
HAI3370	1.90		
HAI388	2.75		
TD1A490	1.86		
MCI496P	1.25		
SLI610P	1.60		
SLI611P	1.60		
SLI612P	1.60		
SLI613P	1.89		
SLI620P	2.17		
SLI621P	2.17		
SLI623P	2.24		
SLI624C	3.28		
SLI625P	2.17		
SLI626P	2.44		
SLI630P	1.62		
SLI640P	1.89		
SLI641P	1.89		
TD2A002	1.25		
TD2A020	3.00		
UIA2242A	3.05		
UIA2283B	1.00		
CA3080E	0.70		
CA3089E	1.84		
CA3090AQ	3.35		
CA3123E	1.40		
CA3130E	0.80		
CA3130T	0.90		
CA3140E	0.46		
CA3189E	2.20		
MC3357P	2.35		
LM3900N	0.60		
LM3909N	0.68		
LM3914N	2.80		
LM3915N	2.80		
KB4400	0.80		
KB4406	0.60		
KB4412	1.95		

TTL N and LSN

7400N	0.13	7443N	1.15
74LS00	0.20	7444N	1.12
7401N	0.13	7445N	0.94
74LS01	0.20	7446N	0.94
7402N	0.14	74LS47	0.89
74LS02	0.20	7448N	0.56
7403N	0.14	74LS48	0.99
74LS03	0.20	74LS51	0.24
7404N	0.14	7453N	0.17
74LS04	0.24	7454N	0.17
7405N	0.18	74LS54	0.24
74LS05	0.26	74LS55	0.24
7406N	0.28	7460N	0.17
7407N	0.38	74LS63	1.24
7408N	0.17	7470N	0.28
74LS08	0.24	7472N	0.28
7409N	0.17	7473N	0.32
74LS09	0.24	74LS73	0.38
7410N	0.15	7474N	0.27
74LS10	0.24	74LS74	0.28
7411N	0.20	7475N	0.38
74LS11	0.24	7476N	0.37
7412N	0.17	74LS76	0.38
7413N	0.30	74LS78	0.38
74LS15	0.24	7480N	0.48
7416N	0.30	7481N	0.86
7417N	0.30	7482N	0.66
7420N	0.16	74LS85	1.04
74LS20	0.24	74LS86	0.40
7421N	0.29	7489N	2.05
74LS21	0.24	7490N	0.33
7423N	0.27	74LS90	0.90
7425N	0.27	7491N	0.76
7427N	0.27	74LS91	1.10
74LS27	0.44	7492N	0.38
7428N	0.35	74LS92	0.78
74LS28	0.32	7493N	0.32
7430N	0.17	74LS93	0.99
74LS30	0.24	7494N	0.78
7432N	0.25	7495N	0.65
74LS32	0.24	74LS95	1.14
7437N	0.40	7496N	0.58
7438N	0.33	74LS96	1.20
74LS38	0.24	7497N	1.85
7440N	0.17	74LS107	0.38
74LS40	0.24	74109N	0.63
7441N	0.74	74LS109	0.70
7442N	0.70	74110N	0.54
74LS42	0.99	74111N	0.68

VARICAP

74LS112	0.38	74LS169	2.00
74LS113	0.38	74170N	2.30
74LS114	0.38	74LS170	2.00
74118N	0.83	74LS174	1.20
74120N	1.15	74175N	0.87
74121N	0.42	74LS175	1.10
74122N	0.46	74176N	0.75
74123N	0.73	74177N	0.78
74LS124	1.75	74181N	1.65
74125N	0.38	74LS181	3.50
74LS125	0.44	74LS183	2.30
74126N	0.57	74184N	1.15
74LS126	0.44	74185N	1.34
74128N	0.74	74LS190	0.92
74132N	0.73	74192N	1.05
74LS132	0.78	74LS192	1.80
74LS136	0.40	74193N	1.05
74LS138	0.60	74LS193	1.80
74141N	0.56	74194N	1.05
74142N	2.65	74196N	0.99
74143N	3.12	74LS196	1.10
74144N	3.12	74LS197	1.10
74LS145	0.97	74198N	1.50
74147N	1.75	74199N	1.60
74148N	1.09	74LS247	0.93
74LS148	1.19	74LS257	1.08
74150N	0.99	74LS260	1.53
74151N	0.55	74LS279	0.52
74LS151	0.84	74LS281	1.20
74LS153	0.64	74LS293	0.95
74LS154	0.96	74LS296	0.49
74LS155	1.10	74LS267	0.43
74LS156N	0.80	74LS368	0.89
74LS157	0.67	74LS374	1.40
74LS157	0.55	74LS377	1.95
74LS158	0.60	74LS379	1.30
74LS159N	2.10	74LS393	1.40

TRANSISTORS

BC237	0.08	2N3638	0.50
BC237	0.08	2N3639	0.50
BC239	0.08	2N3640	0.50
BC204B	0.36	2N3641	0.50
BC105B	0.36	2N3642	0.50
BC109	0.27	2N3643	0.50
MM125	1.05	2N3644	0.50
BC212	1.95	2N3645	0.50
KV1210	2.45	2N3646	0.50
KV1211	1.75	2N3647	0.50
KV1226	1.95	2N3648	0.50
KV1225	2.75	2N3649	0.50
KV1225	2.55	2N3650	0.50
KV1225	2.75	2N3651	0.50

CAPACITORS

100m LEAD SPACING	
10m LEAD SPACING	
10N, 15N, 22N, 33N	0.06
47N, 68N, 100N	0.09
220N, 470N	0.22
10uF	0.29
POLYESTER (GENERAL)	
10m LEAD SPACING	
10N, 15N, 22N, 33N	0.06
47N, 68N, 100N	0.09
220N	0.11
20m LEAD SPACING	
220N, 330N, 470N	0.18
MYLAR	
5m LEAD SPACING	
10N, 15N, 22N, 33N	0.08
100N	0.09
20m LEAD SPACING	
220N, 470N	0.17
25k 50	3.75
BD535	0.52
BD536	0.52
BD537	0.33
BD578	0.33
BD165	0.30
BD166	0.31

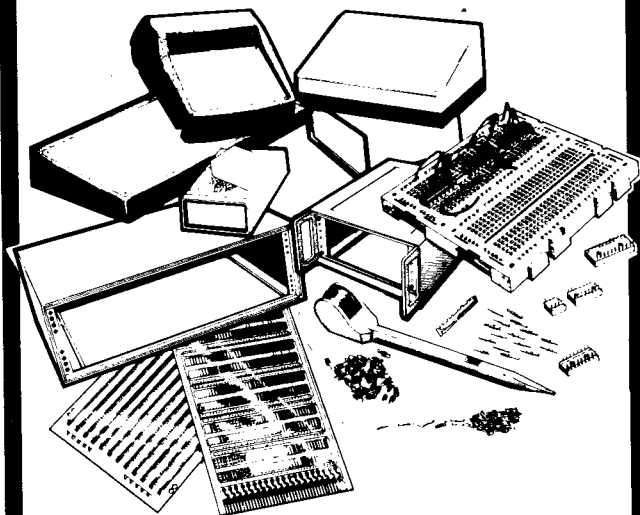
SWITCHING AND PIN DIODES

IN6263	0.62	2N5872A	0.14
BA182	0.19	2N5866A	0.30
BA244	0.17	2N5864A	0.30
BA379	0.35	2N5868A	0.40
TD1061	0.95	2N5868A	0.40
2N5870	0.45	2N5870	0.45
2N5872	0.45	2N5872	0.45
2N5874	0.19	2N5874	0.19
2N5876	0.19	2N5876	0.19
2N5878	0.19	2N5878	0.19
2N5880	0.19	2N5880	0.19
2N5882	0.19	2N5882	0.19
2N5884	0.19	2N5884	0.19
2N5886	0.19	2N5886	0.19
2N5888	0.19	2N5888	0.19
2N5890	0.19	2N5890	0.19
2N5892	0.19	2N5892	0.19
2N5894	0.19	2N5894	0.19
2N5896	0.19	2N5896	0.19
2N5898	0.19	2N5898	0.19
2N5900	0.19	2N5900	0.19
2N5902	0.19	2N5902	0.19
2N5904	0.19	2N5904	0.19
2N5906	0.19	2N5906	0.19
2N5908	0.19	2N5908	0.19
2N5910	0.19	2N5910	0.19
2N5912	0.19	2N5912	0.19
2N5914	0.19	2N5914	0.19
2N5916	0.19	2N5916	0.19
2N5918	0.19	2N5918	0.19
2N5920	0.19	2N5920	0.19
2N5922	0.19	2N5922	0.19
2N5924	0.19	2N5924	0.19
2N5926	0.19	2N5926	0.19
2N5928	0.19	2N5928	0.19
2N5930	0.19	2N5930	0.19
2N5932	0.19	2N5932	0.19
2N5934	0.19	2N5934	0.19
2N5936	0.19	2N5936	0.19
2N5938	0.19	2N5938	0.19
2N5940	0.19	2N5940	0.19
2N5942	0.19	2N5942	0.19
2N5944	0.19	2N5944	0.19
2N5946	0.19	2N5946	0.19
2N5948	0.19	2N5948	0.19
2N5950	0.19	2N5950	0.19
2N5952	0.19	2N5952	0.19
2N5954	0.19	2N5954	0.19
2N5956	0.19	2N5956	0.19
2N5958	0.19	2N5958	0.19
2N5960	0.19	2N5960	0.19
2N5962	0.19	2N5962	0.19
2N5964	0.19	2N5964	0.19
2N5966	0.19	2N5966	0.19
2N5968	0.19	2N5968	0.19
2N5970	0.19	2N5970	0.19
2N5972	0.19	2N5972	0.19
2N5974	0.19	2N5974	0.19
2N5976	0.19	2N5976	0.19
2N5978	0.19	2N5978	0.19
2N5980	0.19	2N5980	0.19
2N5982	0.19	2N5982	0.19
2N5984	0.19	2N5984	0.19
2N5986	0.19	2N5986	0.19
2N5988	0.19	2N5988	0.19
2N5990	0.19	2N5990	0.19
2N5992	0.19	2N5992	0.19
2N5994</			

ARE YOU INTERESTED IN ELECTRONICS?

THEN YOU SHOULD KNOW ABOUT VERO.

We manufacture a wide range of products for the electronics industry and can make available to you a selection suitable for project work. We offer you a large choice of Veroboard and circuit board accessories, including the latest solderless breadboard — VEROBLOC, which enables you to use those valuable components time and time again. Use a piece of Veroboard to save a successfully completed circuit and choose a box or instrument case from our vast range to give your project that professional touch



For further details and a copy of the brochure please fill in the coupon below.

Verob Electronics Ltd.
Retail Department.
Industrial Estate,
Chandler's Ford,
Hampshire. SO5 3ZR.
Tel. (042 15) 62829

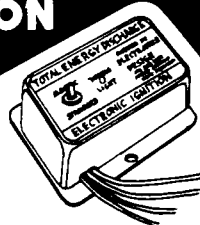
vero
vero

Verob Hobbyist Brochure.
I enclose 40p. for package and postage

Name _____

Address _____

ELECTRONIC IGNITION SAVES PETROL



More and more new cars use electronic ignition to give the best performance and economy. Bring YOUR CAR up to top specification by fitting the latest TOTAL ENERGY DISCHARGE electronic system

TOTAL ENERGY DISCHARGE gives all the advantages of the best capacitive discharge ignitions:

- ★ **Peak Performance**—higher output voltage.
- ★ **Improved Economy**—consistent high ignition performance.
- ★ **Better Starting**—full spark power even with low battery.
- ★ **Accurate Timing**—prevents contact wear without 'contactless' errors.
- ★ **Smooth Performance**—immune to contact bounce effects.

PLUS

- SUPER HIGH POWER SPARK**—3½ times the energy of ordinary C.D. systems
- OPTIMUM SPARK DURATION**—to get the very best performance and economy with today's lean carburettor settings.
- DESIGNED IN RELIABILITY**—with the 'ultimate insurance' of a changeover switch to revert instantly to standard ignition.

TECHNICAL DETAILS

HIGH EFFICIENCY INVERTER. A high-power, high efficiency, regulated inverter provides a 400-volt energy source—powerful enough to store twice the energy of other designs and regulated to provide full output even with the battery down to 4 volts.

SUPERB DISCHARGE CIRCUIT. A brand new technique prevents energy being reflected back to the storage capacitor, giving 3½ times the spark energy and 3 times the spark duration of ordinary C.D. systems, generating a spark powerful enough to cause rapid ignition of even the weakest fuel mixtures without the ignition delay associated with lower power 'long burn' inductive systems. In addition this circuit maintains the correct output polarity, thereby preventing unnecessary stress on the H.T. system.

SOPHISTICATED TRIGGER CIRCUIT. This circuit removes all unwanted signals caused by contact volt drop, contact shuffle, contact bounce, and external transients which, in many designs, can cause timing errors or damaging un-timed sparks. Only at the correct and precise contact opening is a spark produced. Contact wear is almost eliminated by reducing the contact breaker current to a low level — just sufficient to keep the contacts clean.

IN MONEY-SAVING KIT FORM at £14.85 Inc. V.A.T. and P. & P.


All you need is a small soldering iron and a few basic tools — everything else is supplied with easy-to-follow instructions.

FITS ALL 6/12-volt NEGATIVE EARTH cars

ELECTRONIZE DESIGN
2 Hillside Road, Four Oaks
Sutton Coldfield, West Midlands, B74 4DQ
Phone 021-308 5877

NEW

TRS 80 MODEL III



The Model III has arrived in the U.K.
★ **NEW FEATURES AVAILABLE** ★

- ★ Upper and Lower Case characters (standard)
- ★ Real Time Clock
- ★ 500 or 1500 Band Cassette
- ★ Parallel Printer Interface (standard)
- ★ Auto Repeat keys
- ★ Flashing Cursor
- ★ New Characters, Greek, Japanese Kana
- ★ Numeric Keypad
- ★ 16, 32 or 48K
- ★ Room for two D.D. Disc Drives & Interface
- ★ 12" VDU
- ★ All in stylish cabinet.

16K **£649** INCLUSIVE

See Enquiries Delivery 4-6 weeks



N.I.C.



Unit 5 61 Broad Lane, London N15
Daytime: 808 0377; evenings: 889 9736

LOW-COST, RUGGED TEMPERATURE CONTROL



TEMP. GAUGE 0° - 120° C
Remote sensor on 38" capillary, panel mounting dial 55mm. dia.
ONLY £1.85
(incl. P&P)

16A 240V RANCO THERMOSTAT

Wide control range (low room temp. to over boiling point) Sensor on 22" capillary. **£2.30**, including control knob.

RANCO THERMAL CUT-OUT 100° C

15A 240V Sensing Coil on 41" Capillary panel mounting with reset button. **£1.20**.

BUY ONE EACH OF ABOVE FOR £4.85

LIGHT DEPENDENT RESISTORS in plastic housing with window, 1B" heavy duty lead. Two types — A similar to ORP61. B similar to ORP12. You normally pay well over double for Resistor alone. Either type 30p each or **£2.35** for 10 (any mix).

DOUBLE ENDED SMITHS BLOWERS

2 output apertures, 53 x 103 mm. Large flange. Only **£5.50**.

SMALL INDUCTION MOTOR (shaded pole), double ended with 1/4" x 3 1/2" shafts, 240V. **£3.25**.

BULGIN STRAIN RELIEF SLEEVE 10 FOR 30p

USEFUL RUBBER GROMMETS. Fit 3/4" hole. 10 for 20p.



RELAYS BY KEYSWITCH
10A 2-Pole C/O 240V Coil.

Panel M.E.S. Bulb Holder. High quality. Red lens. 30p

BULGIN GLASS FUSES

20 mm 1A Quick Blow
10 for 40p
1" (same size as 13A plug fuse but not to BS1362). Will fit most 1 1/4" chassis mount fuse holders, 10A quick blow 5A anti-surge, 3A quick blow.
10 (any mix) 40p
100 for £3



GEC CONTACTOR
3" heavy duty. Normally open contacts. 600V 35A, 240V Coil.
ONLY £4.50

TOP QUALITY CHROME TOGGLE SWITCHES

2 pole C/O centre off 10A 240V, 80p, 2 for **£1.50**, 5 for **£3.50**.
2 Pole make, biased off 2A 240V.
30p, 4 for £1

CAPACITOR, 800V AC, RMS, 0.01 MFD.
30p each

ADD 50p P&P
ORDERS OVER
£2.50 post free



L.E.M. SERVICES
239 RUGBY ROAD
LEAMINGTON SPA CV32 60Y
WARWICKSHIRE

CALCULATORS

All equipment new, boxed and fully guaranteed
Price includes V.A.T., Post and Packing

PRICES

ANY CASIO, SHARP OR TEXAS CALCULATOR SENT FOR £1 LESS THAN ANY OTHER ADVERTISED PRICE IN THIS MAGAZINE (subject to stock)

CASIO

FX501P PROGRAMMABLE	£49.95
FX502P PROGRAMMABLE	£69.95
FA1 CASSETTE INTERFACE	£19.95
FX501P with FA 1	£65.95
FX502P with FA 1	£85.95
FX 68 8 digit compact scientific	£18.95
FX 510 8 digit scientific best-seller	£18.95
FX 7100 credit card scientific clock/alarm	£23.95
FX 8100 8 digit scientific clock/timer/alarm, etc.	£23.95

★ NEW

FX 3500P PROGRAMMABLE 38 step	£21.95
FX 2700P PROGRAMMABLE 38 step	£18.95
FX 6100 similar to 8100 less calendar	£18.95

SHARP

POCKET COMPUTER PC 1211 with interface	£108.95
EL 5101 PROGRAMME 16 digit	£41.95
EL 5100 PROGRAMMABLE 24 digit	£51.95

TEXAS INSTRUMENTS

TI 51-111 PROGRAMMABLE 32 step	£28.95
TI 57 PROGRAMMABLE 50 step	£27.95
TI 58 PROGRAMMABLE 480 step	£63.95
TI 58C as above with constant memory and programme	£76.95
TI 59 PROGRAMMABLE 960 step	£176.95
PC 100C printer unit for TI 58/58C/59	£173.95
TI PROGRAMMER	£51.95

(* includes mains adaptor / charger)

TEXAS ELECTRONIC LEARNING AIDS

LITTLE PROFESSOR	£11.95	LETTER LOGIC	£21.95
DATAMAN	£16.95	SPEAK & SPELL	£39.95

TELEPHONES

CORDLESS PRO FF 3000 up to 600 feet range	£139.95
FLIP PHONE 788 with memory redial, easy to connect as extension	£28.95

MINIATURE V.H.F. F.M. TRANSMITTERS

MINI MICRON, 50 yards range 100-108 MHz	£14.95
MICRON 2 100 yards range 100-108 MHz	£18.95
MICRON X 1000 yards range 95-115 MHz	£28.95

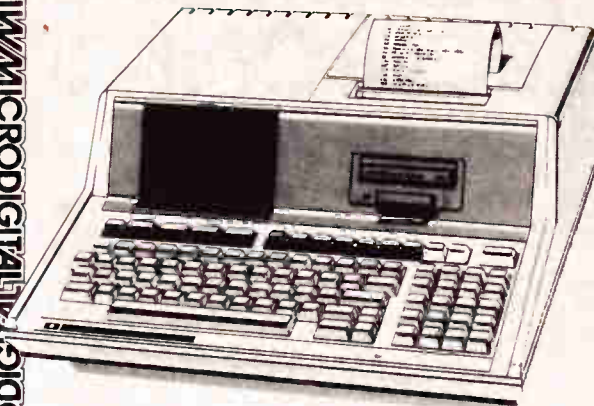
FULL RANGE OF CASIO, SHARP AND TEXAS CALCULATORS AVAILABLE
SEND P.O., CHEQUE, ACCESS NUMBER OR ADD 75P FOR C.O.D. (up to £100)

CALCULATOR SALES & SERVICE

FREEPOST, REDDITCH, WORCS, B97 4BR

MICRODIGITAL MICRODIGITAL MICRODIGITAL

You thought we were conceited.



Now we're perfect!

With the addition of the HP/85 Personal Computer to our range.

THE HEWLETT PACKARD **HP.85**
£1,750 +VAT

The HP85 is designed for personal use in business and industry, by professionals such as engineers, scientists, accountants and investment analysts.

The keyboard, video display, printer, cartridge type unit and operating system are all built into one desktop unit.

	Nett	VAT	Total		
★ HP85A Computer with 16K RAM	1750.00	262.50	2012.50		
★ 16K Memory Module (for a total 32K)	158.00	23.70	181.70		
★ ROM Drawer (takes up to 6 ROMs)	25.00	3.75	28.75		
ROMs					
★ Mass Storage	} 78.00	11.70	89.70		
★ Plotter/Printer					
★ Matrix					
★ Assembler	} 159.00	23.85	182.85		
★ Input/Output					
Interfaces					
★ HP-IB (IEEE 488)	213.00	31.95	244.95		
★ Serial (RS232)	213.00	31.95	244.95		
★ GP I/O (Parallel)	267.00	40.05	307.05		
★ B.C.D.	267.00	40.05	307.05		
Plotter—requires HP-IB interface and Plotter/Printer ROM					
★ 7225A Plotter	1208.00	181.20	1389.20		
★ Personality Module for HP85	412.00	61.80	473.80		
Disk Units—require HP-IB interface and Mass Storage ROM					
★ Dual Master Mini Floppies (540K)	1350.00	202.50	1552.50		
★ Dual Add-On (540K)	1185.00	177.75	1362.75		
★ Single Master Mini Floppy (270K)	810.00	121.50	931.50		
★ Single Add-On (270K)	700.00	105.00	805.00		
Application Packs					
★ Basic Training ★ General Stats	} 52.00	7.80	59.80		
★ Finance ★ Math ★ Circuit Analysis ★ Games ★ Linear Programming ★ Text Editing ★ Wave Form Analysis					
★ Basic Stat and Data Regression Analysis					
★ VisiCalc Plus					
108.00				16.20	124.20

Official Orders from bona fide commercial and government organisations welcome.

For further details ask and we will send you a 24 page colour brochure and full price list.

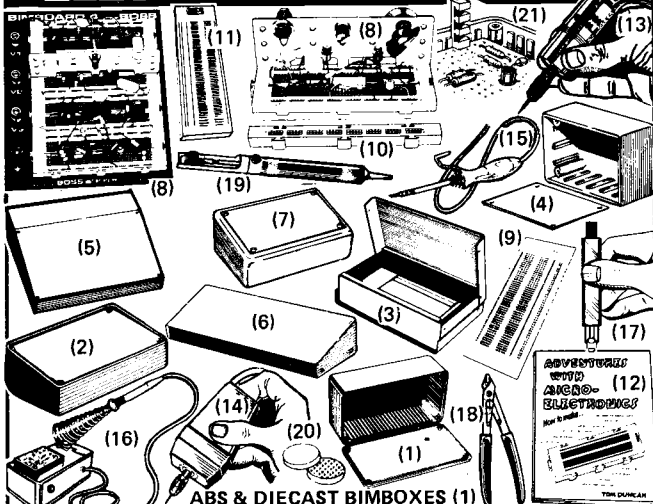
MICRODIGITAL

Retail Premises at:
25 BRUNSWICK STREET,
LIVERPOOL L2 0PJ.
Tel: 051-227 2535/6/7

Mail Orders to:
MICRODIGITAL LIMITED
FREEPOST
(No stamp required)
Liverpool L2 2AB

MICRODIGITAL MICRODIGITAL MICRODIGITAL

YOUR COMPLETE RANGE OF BOSS ELECTRONIC HARDWARE



ABS & DIECAST BIMBOXES (1)

ABS†	Diecast	Hammertone	Natural
(50x50x25) N/A	BIM5001/11	£1.54	£1.23
(100x50x25) BIM2002/12	BIM5002/12	£1.66	£1.32
(112x62x31) BIM2003/13	BIM5003/13	£2.24	£1.70
(120x65x40) BIM2004/14	BIM5004/14	£2.81	£2.11
(150x80x50)* BIM2005/15	BIM5005/15	£3.19	£2.72
(190x110x60) BIM2006/16	BIM5006/16	£4.94	£3.96
(112x61x31) BIM2007/17	Grey Polystyrene	£1.06	

* (BIM2005 with + 25 deep, clear or ABS lid = BIM2005/25 £2.73)

MINI DESK BIMCONSOLES (2) ALL METAL BIMCASE (3)
 BIM1005 (161x96x58) £2.48 BIM3000 (250x168x69) £15.52
 BIM1006 (215x130x75) £3.48 (Red, Orange and Grey, Black Chassis)

MULTI-PURPOSE BIMBOXES (4) KEYBOARD BIMCONSOLES (6)
 BIM4003 (85x56x29) £1.34 BIM7400 (355x178x102) £19.60
 BIM4004 (111x71x42) £1.84 BIM7401 (431x178x102) £22.54
 BIM4005 (161x96x53) £2.48 BIM7402 (508x178x102) £26.25

LOW PROFILE BIMCONSOLES (5) (Black Base—Sand or Grey Top)
 BIM6005 (143x105x56[32]) £2.76 EUROCARD BIMCONSOLES (7)
 BIM6006 (143x170x65[32]) £3.58 BIM8005 (169x127x70[45]) £4.71
 BIM6007 (214x170x82[32]) £4.83 BIM8007 (243x187x103[66]) £6.70
 (All BIMENCLOSURES Blue, Grey, Orange, Black. †BIM2000 White also)

DIL COMPATIBLE BIMBOARDS & ACCESSORIES

BIMBOARDS (8) '1' £6.90, '2' £21.17, '3' £28.22, '4' £36.12.

PC BIMBOARD (9) £1.72.

BIMBUSTRIP (10) £2.50. BIMBOARD LAYOUT PAD (11) £0.65.

"Adventures with Microelectronics" [Features BIMBOARD] (12) £2.15

12 VOLTS BIMDRILLS (13) MiniDrill £8.10 Major Drill £13.60

Mini Kit 1 £15.12 Mini Kit 2 £34.02 Mini Kit 3 £45.36

Major Kit 1 £19.44 Major Kit 2 £39.42 Major Kit 3 £50.76

MAINS BIMDRILL (14) £10.53 Mains Kit 1 £2.48 Mains Kit 2 £22.14

BIMIRON (15) Type 30 (27W) £4.05. Type 3M (17W) £4.43

BIMSTATION (16) £11.96 **BIMDIP (17)** £11.50.

BIMSNIPS (18) £3.15 **BIMPUMP (19)** Major £7.99, Minor £6.80.

BIMFEET (24) (20) £0.77 **BIMDAPTORS (25) (21)** £1.08

BOSS INDUSTRIAL MOULDINGS LTD

2 Herne Hill Road, London SE24 0AU, England

Tel: 01-737 2383

Telex: 919693

Type No./Name	Colour	Qty.	Unit Price	Total

All prices are applicable from Sept 1 1980, include VAT & PP but please add 15% for Overseas Orders.

Name
 Company

Telephone Number ETI/3

Please make cheque/P.O. payable to BOSS Industrial Mouldings Ltd and allow 10 days for cheque clearance and order processing.

3 CHANNEL SOUND/LIGHT CHASER

LB31000SLC £32.70

A high performance sound to light system which automatically switches to a chase when the music ceases. Super sensitive with an anti interference circuit, the unit will operate from practically any amp and control up to 1,000W channel 5Hz to 70K. Controls: bass/mid/treble, master sensitivity/chase speed.

STEREO DISCO MIXER/PREAMP

LBP43 £33.70

Magnetic ceramic deck versions in base state

All the requirements of a stereo disco preamp on the board, left and right deck mixers, tone controls, mixer/tones/mic, auto fade over decks and P.P. The unit can be used with either LB1000 (1 or 2).

Full set of pots — £8.63

3 CHANNEL SOUND/LIGHT

LB31000SL £22.70

All the advantages of the SLC without chase Controls: bass/mid/treble/master sensitivity

LBP42 £17.20 A four channel mixer and tone stage for mics, guitars, etc. Can be used with any LB amps. Set of pots £2.74.

LBP41 £19.50 A stereo preamp and tone stage for mics, guitars, etc. Can be used with any LB amps. Set of pots £3.27

2/4/8 CHANNEL CHASER

LB81000LC £28.00

An all logic chaser system for use with up to 8 channels at 1,000 watts each. Facilities include footswitch trigger and module cascading (15, 24, 32 channel etc.) chase speed and re-cycle delay.

3-WAY ACTIVE CROSSOVER

LBAC01 £17.90

Bass, mid and high stage booster! Available with crossover pots (100 or 300Hz and 2K or 3KHz (please specify LBPSU1 supply for LBAC01 (1 or 2))

POWER AMPLIFIERS

Tough dealing power amps for use in sound systems. Open short circuit protection and fused. Heavy gauge heat sinks and rugged d.p. devices (all operate below 4 ohms)

25W R.M.S.	100W R.M.S.	150W R.M.S.	500W R.M.S.
20Hz to 20K 0.07% THD 96DB SN LB25	5Hz to 25K 0.1% THD 110DB SN LB25	5Hz to 25K 0.1% THD 110DB SN LB25	5Hz to 25K 0.1% THD 110DB SN LB25
£11.20	£19.70	£29.20	£43.50

Note: all models are available with either 500mA or 775mA sensitivity. Please state when ordering.

4 CHANNEL SEQUENCER

LB41000LS £19.20

A 4 channel sequence generator for banks of lamps up to 1,000W per channel. Two speed controls, cross effect to provide settings between seconds and rapid burst

LBRL01 £6.20

A de-thump unit for use with any LB power amps

1 AND 3 CHANNEL DIMMERS

LB31000LD £16.20

Power dimmer units for theatre stage applications up to 1,000W per channel, with on board suppressing trigger and module cascading. The unit is also available without rotary, pots for use with sliders — LB31000LD (no pots) £15.00 Sliders 75p each

POWER AMP POWER SUPPLIES

LB25PS	LB100PS	LB150PS	LB500PS
£11.20 P.P. £120	£16.20 P.P. £140	£19.00 P.P. £140	£26.50 P.P. £140

FOR GUITAR, P.A. AND DISCO

PIEZO HORNS £5.75

ROPE LIGHTS/DRIVER

LB41000LC-S £24.20

24 feet ropes Red/Yellow Blue/Green

CELESTION LOUDSPEAKERS

(All standard cone 8 ohms)

G12-65 (12 inch 65W)	G12-100 (12 inch 100W)	G10-50 (10 inch 50W)
£20.70 P.P. £170	£26.45 P.P. £170	£14.70 P.P. £170

ROPE LIGHTS

£45.40

A four channel chaser up to 1,000W per channel with a sound trigger facility. The music input signal modulates the speed of the chase giving an excellent sound/light effect. The unit will control up to 10 ropes with chase speed and trigger level control.

NEW — MINI MODULES — NEW

Ingenuously designed mini pre-amplifier, 2 x 25W blocks for use in music and P.A. applications. You choose the type and number of units you require for your particular system and mount each module in a control direct onto your panel.

LBMM1 Pie amp for mics, guitars etc.
 LBMM2 Mixer for up to 6 LBMM1 2 3 4 5
 LBMM3 Bass boost cut for either LBMM1 2 3 4 5
 LBMM4 Mid-boost cut for either LBMM1 2 3 4 5
 LBMM5 Treble boost cut for either LBMM1 2 3 4 5

LBPSU1 = 15V supply for up to 12 modules
 LBPSU = 15V regulated for up to 50 modules

MM1 £4.50; MM2 £5.20; MM3 £5.70; MM4 £5.70; MM5 £5.70; PSU1 £7.20; RPSU £14.50

Mini Module Discount: Any types between 10 and 25 (quantity) — 20% 25+ — 30%

L & B ELECTRONIC MODULES

PROFESSIONAL ENGINEERING BY PROFESSIONALS

45 Wortley Road, West Croydon, Surrey CR0 3EB. Tel. 01-689 4138

Each module is manufactured from the best quality components, fully tested, supplied with a connector and circuit diagram and guaranteed for twelve months.


All prices shown are VAT inclusive. Please include 50p post packing except where indicated by asterisk. To mail order send cheque P.O. or registered cash or Access number. C.O.D. service £1 extra. For the new Autumn catalogue send 50p (full spec shown).

Please note: This company has no connection with L.B. Electronics of Hillingdon.

CLEF KITS

MASTER RHYTHM

As published in Practical Electronics



- FULLY PROGRAMMABLE TWENTY-FOUR PATTERNS
- EIGHT PARALLEL TRACKS
- TWELVE INSTRUMENTS
- SEQUENCE OPERATION

Kit includes all components to build this comprehensive User Programmable Rhythm Generator in an attractive metal case with finished case, hardware and wire.

KIT — £79. BUILT — £114

PIANOS

SPECIALISTS SINCE 1972
STAGE & DOMESTIC TYPES



The most advanced form of touch sensitive action simulation in a piano keyboard is achieved by patented techniques. Adjustable touch response for various tone variations plus electronic chorus and reverb effects. See lists for details. P.A. & Manufacture.



SIX OCTAVES £207
7 1/4 OCTAVES £232

STRINGS £169

Versatile String Synthesizer with split keyboard facility and impressive voices. 49 note organ diode keyswitch plus two-phase Chorus.

ROTOR-CHORUS £89

Two-speed Rotor simulation plus Three Phase Chorus on a single 8" x 5" p.c.b. Mains P.S.U. included

KEYBOARDS

Square Front with two hole actuator—easily cut.

49 NOTE—£25; 73 NOTE—£39
88 NOTE—£47

OUR PRICES INCLUDE V.A.T., CARRIAGE AND INSURANCE

Please send sale order complete lists or use our telephone BARCLAYCARD service. Very competitive EXPORT rates — in Australia please contact JAYCAR in Sydney.

ALL INSTRUMENTS MAY BE SEEN IN OUR SHOWROOM

CLEF PRODUCTS (ELECTRONICS) LIMITED. (Dept. E.T.1.)
44A BRAMHALL LANE SOUTH, BRAMHALL,
STOCKPORT, CHESHIRE SK7 1AH. 061-439 3297

TRANSFORMERS

Panel Meters, Bridge Rectifiers, Power Supply Units
Multimeters - Semi Conductors - Timers - Safebloc

Minimum & Sub Miniature

Volts	Mini-amps	Ref. No.	Price £	P&P
3-0.3	200	238	2.60	70
0.6-0.6	1A 1A	212	3.00	75
9-9.9	100	13	2.30	70
0.9-0.9	330 330	235	2.15	70
0.8-9-0.8-9	500 500	207	2.75	75
0.8-9-0.8-9	1A 1A	208	3.85	75
0-15-0-15	200 200	236	2.15	70
0-20-0-20	300 300	214	2.75	90
20-12-0-12-20	700(OC)	221	3.50	90
0-15-20-0-15-20	1A 1A	206	4.00	1 05
0-15-27-0-15-27	500 500	203	4.05	85
0-15-27-0-15-27	1A 1A	204	6.10	1 05

12 AND/OR 24 VOLT

12v Amps	24V Ref.	Price £	P&P	
0.5	0.25	11	2.30	75
1.0	0.5	213	2.75	90
2	1	71	3.25	90
4	2	18	4.05	85
6	3	70	5.60	95
8	4	108	7.40	1 20
10	5	72	8.25	1 20
12	6	116	8.85	1 20
16	8	17	10.85	1 30
20	10	115	13.85	1 50
30	15	187	16.85	1 50
60	30	226	33.35	1 80

30 VOLT (Pri 220-240V)

Amps	Ref. No.	Price £	P&P
0.5	112	2.85	90
1.0	79	3.60	90
2.0	3	5.60	1 05
3.0	20	6.30	1 20
4.0	21	6.60	1 20
5.0	51	9.60	1 20
6.0	117	11.10	1 20
8.0	88	14.35	1 50
10.0	89	16.60	1 50

50 VOLT (Pri 220-240V)

Amps	Ref. No.	Price £	P&P
0.5	102	3.60	90
1.0	103	4.60	1 05
2.0	104	7.30	1 20
3.0	105	8.60	1 20
4.0	106	10.85	1 30
6.0	107	15.10	1 50
8.0	118	20.20	1 70
10.0	119	24.10	2 20

60 VOLT (Pri 220-240V)

Amps	Ref. No.	Price £	P&P
0.5	124	3.85	90
1.0	126	5.80	1 05
2.0	127	7.55	1 20
3.0	125	11.10	1 30
4.0	123	12.35	1 50
5.0	40	14.15	1 60
6.0	120	17.60	1 60

AUTO TRANSFORMERS

VA (Watts)	Ref. No.	Price £	P&P
20	113	2.65	90
75	64	4.10	90
150	4	5.60	1 05

Input/Output Tapped

VA	Ref. No.	Price £	P&P
300	53	10.10	1 20
500	67	10.85	1 50
1000	84	18.60	1 60

Also 1500:2000/3000VA

MAINS ISOLATING (Centre Tapped & Screened)

VA (Watts)	Ref. No.	Price £	P&P
60	149	6.60	1 05
100	150	7.60	1 30
200	151	11.10	1 30
250	152	13.30	1 50
350	153	16.30	1 60
1000	156	37.10	3 20

Please add VAT at 15%
Barclaycard and Access facilities available
Trade and Education Welcome

BAYDIS

7a William Street
Herne Bay Kent
Herne Bay GA586

Join the Professionals...

Crimson modular audio amplifiers feature: ★Low values of transient and steadystate distortions ★Envelope distortion (below 500 Hz) less than 0.05% ★on-board electronic protection ★P.C.B. pin and edge connector termination ★Full range of complimentary components, i.e. P.S.U.'s, heatsinks etc. available from Crimson.

The Crimson range of amplifier modules are built to very high standards and have earned an enviable reputation in every field to which they have been applied. The boards come ready built and tested (guaranteed for two years) and can be used to advantage where high quality signal amplification is required. The power amplifier modules range from 60WRMS to 310WRMS with up to twice this amount in bridge mode. All feature substantial heatsink brackets which can be bolted to any available heatsink or the Crimson purpose designed types. Input sensitivity is set at 775mV and power supply requirements are catered for by one of the three Crimson toroidal power supplies. The Pre-amplifier module (CPR1) is basically a phono amplifier with sophisticated circuitry incorporating R.I.A.A. equalisation. Also on-board is auxiliary amplification for tape and tuner inputs. A separate module (MC1) is also available and gives the required boost for low output moving coil type cartridges. External components required are potentiometers for volume and balance, switches for signal routing and a regulated ±15V D.C. power source (REG1). Complementing this range, are the electronic crossover modules XO2/XO3 which, with a special muting board (MU1) can be incorporated in all types of active speaker systems.

Numerous applications are possible with Crimson modules. For example, a complete Hi-Fi Pre & Power amplifier of 40-125WRMS/channel can be built using our Hardware kits (see Hobby Electronics review, August 1980). Alternatively, Mono or Stereo slave amps of up to 500WRMS can be built into proprietary flight cases, while other uses include active loudspeaker systems such as designed by R.L. Harcourt in Wireless World October/November 1980. Further details of how to use the modules are contained in the Users/Application Manual available at £0.50.

SPECIFICATIONS

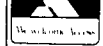
Type	O/Pohms*	O/Pohms*	PSU	H-Sinks	Slew	S/N	Sensitivity	T.M.D (typ)	F.R	Size	
LE 50R	38		CPS1	50mm	30V/1.5	110dB	775mV	0.003%	1.5Hz 50KHz	3dB	80-120-25
CE100R	64	70	CPS3	100mm	30V/1.5	110dB	775mV	0.003%	1.5Hz 50KHz	3dB	80-120-25
CE100B	65		CPS3	100mm	30V/1.5	110dB	775mV	0.003%	1.5Hz 50KHz	3dB	80-120-25
CE170R	85	121	LP36	150mm/FM1	30V/1.5	110dB	775mV	0.003%	1.5Hz 50KHz	3dB	80-120-25
CE170B	125		CPS6	150mm/FM1	30V/1.5	110dB	775mV	0.003%	1.5Hz 50KHz	3dB	80-120-25
CP3000		250	CPS6		30V/1.5	110dB	775mV	0.003%	1.5Hz 50KHz	3dB	181-102-35
CPR1S	Output	7.75mV	REG1		30V/1.5	90dB	2.8mV/RMS	0.008%	20Hz 20KHz	3dB	38-30-35
MC1-S	Output	2mV	REG1		30V/1.5	90dB	70uV/150	0.008%	20Hz 20KHz	3dB	80-120-35
XO2, XO3	Output	775.500mV	REG1		30V/1.5	90dB	775mV	0.01%	X over points	50-30-20	

*Power output is quoted WRMS and is given for two modules run off the same power supply. Higher powers are obtainable if using one module per P.S.U. or if using a stabilised P.S.U.

PRICES HELD FROM MAY — TO FEB '80

Power Amplifier Modules	Power Supply Modules	Heatsinks			
CE 50R	121.00	CPS1 (80VA)	119.50	50mm	11.70
CE 100R	144.50	CPS3 (150VA)	123.50	100mm	12.70
CE 100B	127.50	CPS6 (250VA)	130.00	150mm	13.30
CE 170R	136.00	REG1	19.30	FM1	136.00
CE 170B	135.00	FM6	12.50	FM2	142.00

BARCLAYCARD



Prices include V.A.T. P.P.P. to anywhere in the UK. COD £1.00 extra (limit £100). Export. Pay by Access. Master Charge. Visa. Card or write for pro forma.



Crimson Elektrik

9 CLAYMILL ROAD, LEICESTER LE47JJ, ENGLAND. Tel 0533 761920 Telex 34694 Chanco G CRIMLEK

PLEASE SEND ME MORE DETAILS OF ALL CRIMSON ELEKTRIK AMPLIFIERS
Name _____ Address _____
ET1-3-81

ETI 80 MODULAR SYNTHESISER

ALL MODULES INCLUDING KEYBOARD CONTROLLER NOW AVAILABLE. SEPARATE CONSTRUCTION NOTES AVAILABLE FOR KITS NOT PREVIOUSLY PUBLISHED BY ETI.

THE KEYBOARD CONTROLLER

IS MICROPROCESSOR COMPATIBLE AND THE SYNTHESISER MAY BE EXPANDED FOR POLYPHONIC CONTROL AND MUCH, MUCH MORE.

SEND FOR CURRENT PRICE LIST WHICH INCLUDES INFORMATION ON EXPANSION TOGETHER WITH PRICES FOR A WIDE RANGE OF SPECIALISED I.C.s AND THE ELUSIVE **Q81** TEMPERATURE COMPENSATING RESISTOR.




DIGISOUND LIMITED,
13 THE BROOKLANDS, WREA GREEN,
PRESTON, LANCs. PR4 2NQ
Tel.: 0772 683138 (MAIL ORDER ONLY)

The *SENSATIONAL* CROFTON Offer

9" metal cased monitors at the lowest price ever — £48.50 plus VAT and P & P.

P4 phosphor standard. P31 and P39 available at an extra £11.50 total.



Sony colour camera type 2010P only £375.00 total including VAT and P & P. 12v operation IV composite video out. adapter box and modulator available for £25.00 total when purchased with camera. Normally £69.50.



Ask for Crofton Mail Order Catalogue.

All major credit cards accepted.

All items subject to availability. The above prices include VAT. Carriage is extra and added at cost.

Phone or write to

CROFTON ELECTRONICS LIMITED

35 Grosvenor Road, Twickenham, Middx TW1 4AD.

Tel: 01-891 1923/1513

SPECIAL OFFER

AS RECOMMENDED BY COMPUTING TODAY — THE CENTRONICS 'MICRO-PRINTER'

Ask most people what they would like as their first peripheral and the chances are they will say "Printer". Here is an attractive electrostatic printer from the famous firm of Centronics. Capable of printing in three sizes of typeface it is easily attached to your machine by way of the parallel interface. The logic is fully TTL compatible and STROBE, Acknowledge and Busy lines are provided to make life easy.

"Cost of this wonderful peripheral is a mere **£195.00 + VAT** The printer comes complete with documentation, connector and cleaning paper as well as a roll of the printing paper." (extract from COMPUTING TODAY).

Ex-STOCK from HENRY'S Ideal for PETS-TANDY-NASCOM's

Specification

- 150 lines per minute
- Selectable 20 40 80 columns
- 120 m/m aluminium — Finish paper unaffected by Heat, Light or Humidity.
- Full character ASC II set.
- Paper Feed, 220-240AC mains.
- On-Off Print Select.
- Paper Advance — Empty Controls.
- Size 10½ x 13½ x 4½" Weight 10lbs

Ideal for Home or Small Business use.

LIMITED QUANTITY DON'T DELAY

Brand new boxed fully guaranteed list price of this machine. **£459.95 inc. VAT.**

OUR PRICE
£195.00
inc. VAT
POST PAID



Complete with Full documentation connector & Printing Paper —

HALF PRICE OFFER

Just Plug in and it's ready to go!

AS RECOMMENDED BY "COMPUTING TODAY" MARCH/MAY 1980

Your London & National Nascom Distributor.
Export Orders deduct VAT, but add 5% carriage
Official Export & Educational Orders welcome
Our Telex 262284 Mono Ref. 1400 Transonics

COMPUTER SEND
BROCHURE 15p
FREE STAMP



HENRY'S

Computer Kit Division
404 Edgware Road, London, W2, England
01-402 6822



PC WHOLESALE

1 THORNHILL, ROMSEY ROAD
WHITEPARISH, SALISBURY SP5 2SD


All good new full spec — prices are for minimum 100 any one type. Minimum Order £10 + 50p post. No VAT. SAE for full list.

AC130	.14	IC's	14002	.022	
AC176	.14	4001B	1k	.024	
AD181/2	.07	4011B	10k	.020	
DC107	.07	4013AF	35	14000	.034
DC108	.06	4017A	12	.025	
DC109C	.08	4025A	12	.021	
DC114	.06	4029A	50	14005	.046
DC147/B/9	.06	4048A	25	1k	.024
DC171/2	.07	4060B	.10	10k	.028
DC177	.07	4060B	.10	10k	.028
DC182B	.045	4511B	.00	CAPACITORS	
DC183L	.04	40814B	1.50	trapped lead	
DC212B	.045	21146-L	1.50	PC2 mag.	
DC237/B/9	.06	2700 450ms	2.80	0.47/50	.022
DC309B	.05	741	.12	1/50	.024
DC329	.07	555	.17	2.2/50	.024
DC327/B	.07			4.7/25	.022
DC441	.19			10/16	.021
DC461	.29	LEP's		10/40	.023
DC557/B/9	.06	3mm rad	.055	22/25	.023
DC546	.08	yellow	.080	47/16	.024
DC433	.32	green	.080	47/40	.028
BF101	.15	3mm rad	.080	100/16	.022
BF250	.29	yellow	.080	100/25	.025
BF150	.15	green	.080	100/40	.027
BF151/2	.15	Claps	.02	220/63	.037
PC108	.05			1000/16	.080
PH109	.13			2200/40	.320
TP2265	.46	Zimmers, 4000W			
TP2055	.45	2Y4 5V6 4V7 5V6 6V2			
2N1132	.16	6V6 7Y5 8V2 9V1 11V			
2N1711	.18	72Y 14V 18V 24V. An at			
2N200	.12	33.			
2N2046	.34				
2N2020B	.045				
2N2053	.15	9000ES			
2N2055	.30	18414B	.02		
2N2702/B	.045	1k	.012		
2N2810	.14	10k	.008		
2N5401	.17	50k 1k	.013		
40473	.45	50k 10k	.009		

GRAND COMPUTER SALE: Ex-equipment memory boards. 16k x 8. Uses 4k dynamic RAMS. Superb boards, easily interfaced to Nascom., etc. Circuit diagram and Nascom. circuit plans included, £25 + £1 carriage each. Or with 16k of 4116s (200ns), £30. Also brand new 2114 static RAMS (200ns), £3 for two; £40 for 16k (carr. 40p). Two I.B.M. format floppies, 256k bytes per drive (standard format). With comprehensive manuals: £125 each or £200 the pair. Send s.a.e. for details. Payment with orders to — J. Wright, 27 Broomhill Drive, Glasgow, G11 7AB.

VERORACKS, 19 inch by 5 1/4 inches. 20 off 40-way double-sided connectors with wire wrap pins, 20 card slides, and lockable front panel 12 by 4.5 inches, also removable P.S.U. 110/250 input on/off switch, O.P. +5v. and -10 volts @ 5 amps. P.S.U. and Verorack, £25. Post £5 (U.K.). Please add V.A.T. — "O." Services, 29 Lawford Crescent, Yateley 871048, Camberley, Surrey. Units are as new and boxed.

BARGAINS FOR THE ELECTRONIC HANDYMAN BRANDED L.E.D. DIGITAL ALARM CLOCKS



Returned to Service Department within guarantee period

- 1 With alarm repeat S.R.S.P. of £17.00. Offered at **£3.95**, inc VAT or 3 for **£9.95**, inc VAT
- 2 With luxury lamp and repeat alarm S.P.S.P. £31.00 Offered at **£7.95** inc VAT each, or 3 for **£19.95** inc VAT

These will be sold as received from our customers with the existing fault(s) and without guarantee

U.K. only

Discounts available on large bulk purchase

PRESCOTT CLOCK & WATCH CO. LTD.
PRESCOTT HOUSE, HUMBER ROAD, LONDON
NW2 6ER

CLASSIFIEDS

RATES

1-3 insertions £7 per scc
4-11 insertions £6 50 per scc
12 insertions £6 per scc
24p per word (min. 15 words)
Box No. of application

All advertisements in this section must be pre-paid
Closing Date - 1st Fri. month preceding publication

Advertisements are accepted subject to the terms and conditions printed on the advertisement rate card (available on request)

SEND TO: ETI CLASSIFIED, 145, CHARING CROSS ROAD, LONDON WC2H 0EE. TEL: 01-437 1002

TELEPHONE MONITOR, connects between telephone line and cassette recorder. Automatically records all telephone use. Circuit and plans £2. — S. D. Cross, 24 Thorney Road, Streetly, Sutton Coldfield, West Midlands.

CITIZEN BAND RADIO and accessories. — Phone 0527 43169 or s.a.e. with enquiries to P.O. Box 13, Redditch B98 8NS.

SHARP MZ-80K

and PC1211 Computers at
LOWEST PRICES!!
With lots of FREE PROGRAMS

KING PIN COMPUTERS
PO Box 40, Stevenage, Herts.
SGA ZNF

Tel. Stev. (0438) 59677, up to 9 p.m.

SHARP POCKET COMPUTERS— LOWEST U.K. PRICE!!!

PC 1211 POCKET COMPUTER, complete with CE121 cassette interface £105.95
PRINTER CASSETTE interface, CE122 £59.95
The CE122 combines the functions of Printer and Cassette Interface.

PC1211 complete with CE122 Printer/Cassette interface £152.00

All prices include V.A.T. and U.K. delivery

ELKAN ELECTRONICS, 28 Bury New Road, Prestwich, Manchester, M25 8LD.

RECHARGEABLE BATTERIES

TRADE ENQUIRIES WELCOME

FULL RANGE AVAILABLE. S.A.E. FOR LISTS. £1.45 for Booklet. "Nickel Cadmium Power" plus Catalogue. "New range of sealed lead now available" Write or call: Sandwell Plant Ltd., 2 Union Drive, BOLDMERE, SUTTON COLDFIELD, WEST MIDLANDS. 021-354 9764.

ZX80 'LIVE ACTION' SOFTWARE. Top quality games at unbeatable prices: BREA-KOUT (1K) £4. SPACE INTRUDERS (2K) £4. Also MOVIES (2K plus), 7x8 character pictures displayed in rapid rotation giving animation effect £3 — No hardware modification whatsoever. Written in machine code without loss of T.V. synchronisation. SOUNDS INCREDIBLE? — YES, but it's true. Reviews say the ZX80 can't be used for continuous live action ARCADE type games — WELL IT CAN — WE'VE DONE IT — SEEING IS BELIEVING — Send cheques or P.O.'s for program listing (or S.A.E. for list of all software) to: MACRONICS (K. Macdonald), 26 Spiers Close, Knowle, Solihull, B93 9ES.

B.U.F.O.R.I.N. BUFORIN UFO Research Network urgently need Investigators in all parts of Britain. For more details, send 10p and s.a.e. to — The BUFORIN, Upper Grange Farm, Old Dalby, Melton Mowbray, Leicestershire.

TELEPHONE ANSWERING MACHINES from £75; flipcaller £25, watches from £5.75; car radio, cassettes, boosters, speakers, walkie-talkies. S.A.E. for details. — H.P. Supplies, Dept. ETI, 162 London Road, Wembley, Middx.

PANELS

Give your project the professional finish it deserves. Blend in with existing equipment with these tough 2mm thick anodised aluminium fascia panels: matt black or brushed silver finish. Stock sizes: 44 x 16 cm **£4.75**, 35 x 15 cm **£4.25**, 30 x 12 cm **£3.90**. Other sizes available in quantity to order. Prices incl. c.w.o.

PROJECT FINISHERS

P.O. Box 2, Buntingford, Herts.

CB SPARES

Original transistors and integrated circuits for all types of 40/120/24C, etc., channel rigs.

McLAUGHLIN ELECTRONICS

**44 Carlisle Road
Londonderry
Northern Ireland BT48
6JW
Tel: 0504 65002**

FM MINI-TRANSMITTER, tunable 88-108 MHz, Rng 150 yds. (Low Chance of Unwanted Detection). Unlicenseable. Kit £2.90. — P. Faherty, 37 College Dr., Ruislip, Middlesex.

SN76477 sound generator plus data	160p
XR2206 tone decoder plus data	270p
MM57160 STAC timer	500p
ZN425E D to A converter	380p
NE555 timer	18p
2708 450ns EPROM	300p
TBA800 5W audio amplifier	70p
NE567 tone decoder	100p
LM13600 dual transconductance amp.	120p
LM387 low noise preamp plus data	130p
LM388 power amplifier	80p
LM377 dual 2w. amplifier	150p
LF351 operational amplifier	40p
LF353 dual LF351	80p
TDA1022 delay line	500p
7805 or 7812 TO220 regulator	50p
7905 or 7912 TO220 regulator	80p
Metal film 1/4w. 1% resistors 51Ω to 300K. E24 series	4p

Siemens polyester capacitors 0 01, 0 022, 0 047, 0 1

Pack 50 each 6BA nuts, washers, 1/2" screws	9p
Pack 50 each 4BA nuts, washers, 1/2" screws	50p
Connecting cable single strand. 1 metre of eight different colours, total B metres	70p
As above but 5 metres each colour: total 40m.	30p
Light duty stranded 10/0 1mm, 8 colours	140p
Extra flex. 55/0 1, red or black	4p metre
Twin cable, speaker type	12p metre
Single screened cable	10p metre
Twin individually screened	15p metre
Min. 3-core mains cable. 2 5A	20p metre
	22p metre

All prices exclude V.A.T. Please add 40p carriage. All brand new components

J. NELSON 203 HIGH STREET
LONDON, S.E.13

PRINTED CIRCUITS and HARDWARE

Comprehensive range Constructors Hardware and accessories

Selected range of popular components Full range of HE printed circuit boards normally ex-stock same day despatch at competitive prices

P.C. Boards to individual designs Resist-coated epoxy glass laminate for the diy man with full processing instructions (no unusual chemicals required)

Allfac range of etch resist transfers and other drawing materials for p.c. boards

Send 15p for catalogue.

RAMAR CONSTRUCTOR SERVICES
MASON'S ROAD
STRATFORD-ON-AVON
WARWICKS. Tel. 4878

NASCOM OWNERS — 16 gauge Aluminium Console, will support portable T.V. or monitor. Enough space inside for 3A PSU, CPU Board and two expansion boards. Size 14" x 20" x 3" with sloping front for keyboard. Price includes keyboard cut-out, rubber feet, carry handle. Send cheques or P.O.s for £25.30 to — Cyber Electronics Co. Ltd., Pavement Square, Addiscombe, Croydon CRO 6RD. Tel. 01-651 0388, any time.

BURGLAR ALARM Component Catalogue out now. Ring: C.W.A.S. 0274 682674.

PARAPHYSICS JOURNAL. Russian / Czech translations. Autogenics (self-training) improves vitality. Psychotronic Generators, UFOs, contacting extraterrestrials. Kirkligraphy, telelinese, levitation, gravity lasers. S.A.E. 4x9": Paralab, Downton, Wilts.

PRINTED CIRCUITS. Make your own simply, cheaply and quickly! Golden Fotolak Light Sensitive Lacquer — now greatly improved and very much faster. Aerosol cans with full instructions. £2.25. Developer 35p. Ferric Chloride 55p. Clear Acetate sheet for master 14p. Copper-clad Fibre-glass Board approx. 1mm thick £1.75 sq. ft. Post/packing 60p. White House Electronics, Castle Drive, Praa Sands, Penzance, Cornwall.

C.B.S.

If you are in Business and considering an application of a Minicomputer or Microprocessor based System and are a little confused why not attend one of our courses.

- A Microcomputer Application — BUSINESS
- B Microcomputer Application — ENGINEERING AND CONTROL
- C Programming in BASIC — INTRODUCTION
- D Programming in BASIC — ADVANCED

We are an independent consultative organisation specialising in business and engineering application, prepared to recommend systems when required and provide full software and programming support.

Courses are available for individual or group instruction, and may be arranged to suit your specific applications.

For full details and dates available write or phone


CLEVELAND BUSINESS SERVICES
Cleveland House
Routh, Near Beverley
North Humberside HU17 9SR
Tel: Leven 0401-43139

ADAM HALL

Cabinet & Flightcase Fittings, fretcloths, coverings, handles, castors etc. Jacks & sockets, Cannons, Bulgins, reverb trays, Emilar compression drivers, AKG mics, Celestion speakers, ASS glassfibre horns.

Send 30p postal order for illustrated catalogues to:
ADAM HALL (E T SUPPLIES)
Unit B, Charlton Court
Grainger Road, Southend-on-Sea
Essex SS2 5BZ

VIDEO MUSIC



The amazing Videograph, as featured recently in Electronics Today International, links your Hi-Fi with any Colour TV to produce a Fantasia of hypnotic visual effects. The system displays stereo music as brilliantly coloured waveforms against an ever changing background. For the technically-minded, a square-wave signal generator is built-in, permitting advanced demonstrations of transient response etc. Truly the ultimate accessory for any Hi-Fi system!

DIY KIT ONLY £33.95
Case & Controls £15.95
or READY BUILT £69.95

All prices include VAT and postage

WILLIAM STUART SYSTEMS Ltd

Dower House, Billerica Road, Hertingate, Brentwood, Essex CM13 3SD
Telephone: Brentwood (0277) 810244

U.K. AIRPORT FREQUENCIES LIST. £1.
U.K. coast station frequencies list £1. PLH Electronics, 20 Vallis Road, Frome, Somerset.

£99 SYNTHESISER DIY. Professional results, easy-build. S.a.e. Dewton, 254 Ringwood Road, Ferndown, Dorset BH22 9AR.

DIGITAL WATCH BATTERY REPLACEMENT KIT



These watches all require battery (power cell) replacement at regular intervals. This kit provides the means. We supply eyeglass, non-magnetic tweezers, watch screwdriver, case knife and screwback case opener. Also one doz assort push-pieces, full instructions and battery identification chart. We then supply replacement batteries — you fit them. Begin now. Send £9 for complete kit and get into a fast-growing business. Prompt despatch

BOLSTER INSTRUMENT CO. (ET22)

11 Percy Avenue, Ashford, Middx. TW15 2PB

SUPERBOARD II

STILL the best value in Home Computers. Just compare the features

- * 8K floating point BASIC in ROM
- * Full ASC11 keyboard
- * Standard cassette: TV interface
- * RS232 printer interface
- * 4K user RAM
- * Expandable to 32K & dual mini floppy

AVAILABLE NOW from
C.T.S.
31/33 Church Street
Littleborough
Lancs.

Please ring or write for latest prices
Tel. Littleborough (0706) 74342 any time

CENTURION ALARMS

**BURGLAR ALARM EQUIPMENT
AT UNBEATABLE VALUE
JUST LOOK!**

Order No
100 ALARM TRIGGER MODULE. 100% Solid State Battery operation Pos & Neg Rings N/C for 4-wire contacts N/O for Mats etc. One Amp Switching Capacity. Only **£9.95**
210 Quality White Flush fitting 4-wire MAGNETIC REED CONTACT+ matching magnet **£1.10**
220 Surface 4-wire MAGNETIC REED CONTACT **£1.50**
240 PRESSURE MAT. Standard size 4-wire 30"x15" **£2.20**
250 PRESSURE MAT. Stair size 4-wire 23"x6 1/2" **£1.73**
365 NEW PASSIVE MULTI-BEAM. Infra-red Detector. 8 metre range **£55.00**
380 SIX INCH UNDER DOME BELL **£9.95**
390 BEST QUALITY BELL HOUSING. PVC coated metal not to be confused with the cheaper decoy covers Fully signwritten with our Centurion Insignia **£9.50**
400 DECOY P.V.C. BELL COVER **£9.50**
NEW TWO-TONE U.S.A. POLICE SOUNDERS, complete with weatherproof horn **£14.50**
SOUNDER PCB Module only **£4.95**
WEATHERPROOF Louspeaker. 8 ohm horn, only **£9.55**

Note: All equipment operates on 12 Volts DC.

Terms: Add 15% VAT to Prices + 60p Postage & Packing



No Minimum Order. Access telephone orders welcome on 0484-35527 or send S.A.E. for Full List to

CENTURION ALARMS & ELECTRONIC SALES, Dept. ET1, 285 Wakefield Road, Huddersfield, W. Yorks HD5 9BE.

LAMP STRINGS

Kit LS-1. Each Kit contains: 200 Lamps (50 each Red, Blue, Yellow, Green), 200 Pre Cut Leads, 400 Sleeves plus Instructions.

Easy to Construct. Ideal for

DISCOS, SHOPS DISPLAYS, ETC.

LS-1 c/w Instructions **£10.00**
SL-1 100 Spare Lamps (25 each colour) **£5.75**

Prices include VAT and P&P

J & H ASSOCIATES LTD.

The Maltings
Station Road
Sawbridgeworth, Herts
Tel. 0279-723156 Telex: 81675
JLamps-G

Trade Enquiries Invited




**PLEASE SEND
FOR OUR
MAIL ORDER
CATALOGUE**

**CROFTON
ELECTRONICS
LIMITED**

35 GROSVENOR ROAD, TWICKENHAM
MIDDLESEX TW1 4AD Tel: 01-891 1923

ETI MARCH 1981



**C
C
T
V

C
A
M
E
R
A**

£126.50 + P&P £3.45
(inc. VAT)
Total £129.95

BEST OFFER EVER
Camera Kit, Lens,
Vidicon & Modulator

CROFTON

Tel: 01-891 1923 For full details

COLOUR MODULATOR

- R G B inputs, PAL/UFH output
- Unlimited colour combinations
- TTL etc interface details supplied
- 1000's already in use!



KIT: only **£12** Built & Tested: only **£18**

— please add VAT at 15% to all prices
— Barclay/Access orders accepted by telephone

**WILLIAM
STUART
SYSTEMS Ltd**

Dover House, Bentley Road, **BENTLEY**
Hemel Hempstead, Essex CM1 3 2SD
Telephone: Bentleywood (0277) 810244

NUCLEAR RADIATION MONITOR. Essential for the survivor of a nuclear attack. Measures up to 100 rads hour. S.a.e. details: Ray Nuclonics, 13 Rosemead Gardens, Brentwood CM13 1HZ

CIRCUIT DESIGN. Prototype construction. Analogue or Digital. Single Circuits or Complete Instruments. Systems. Write A. J. ATTWOOD, C.Eng., MIERE Heathercote, Heatherton Park, Taunton Somerset, TA4 1ET or Phone Bradford-on-Tone (082-346) 536.

TELEPHONE ANSWERING MACHINES. Super Phones, Radio Phones etc. Ring C.W.A.S. 0274 682674

SPEED — VERSATILITY — ECONOMY



Designed originally for logic wiring applications, it is now accepted and used extensively throughout industry, education and research. ROADRUNNER is used by hobbyists, students, technicians, designers and engineers, to carry out work on: *P.C.B. REPAIRS *ANALOGUE BREADBOARDING *SIMPLE LOGIC WIRING *COMPLEX INTERCONNECTING OF MICRO AND MEMORIES.

- EURO INTROKIT **£16.70**. PROJECT KIT **£8.18**.
- MINIKIT (A) **£7**. PENCIL WITH LOADED 'OSE' BOBBIN **£2.81** WITH T.C.W. BOBBIN **£2.76**. STRIPS GLUE FIX 20 PKT 6" LONG **£3.20**. HIGH DENSITY GLUEFIX 20 PKT 6" LONG **£3.20**. PRESS FIX 20/PKT **£3.20**. SINGLE HIGH DENSITY D-SIDED EUROCARD **£5.18**. SINGLE SIDED **£3.80**. DOUBLE HIGH DENSITY D-SIDED EUROCARD **£8.60**. PROJECT CARD **£2.50**. BOBBINS BLUE 4 PKT **£2.12**. GREEN 4 PKT **£2.12**. GOLD 4 PKT **£2.12**. PINK 4 PKT **£2.12**. 1 OF EACH COLOUR **£2.20**. TINNED COPPER 2/PKT **£0.96**. ADHESIVE **£0.41**. SOLDERING IRON 420 C **£5.52**. REPLACEMENT WELLER TIPS — PTA48 430 C **£1.40**. PTA49 480 C **£1.40**.

Please add 40p for P&P + VAT to all orders

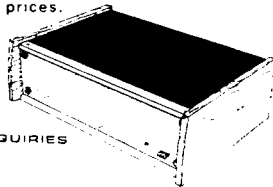
FOR FURTHER INFORMATION ON ROADRUNNER PRODUCTS SEND LARGE S.A.E. TO:

T. J. BRINE ASSOCIATES
FREEPOST, Haslemere, Surrey GU27 3BL

ETI MARCH 1981

If it's a case of making your project look good, then use one of ours.

Simply send a S.A.E. for Details and prices.



TRADE ENQUIRIES INVITED.

H. M. ELECTRONICS

271a/275a Fulwood Road.
Broomhill
Sheffield S10 3BD

£1 BARGAIN PACKS

All packs **£1** each; any 12 for **£10**. Post 25p. All top-grade new components — no rubbish.

- | | |
|---------------|------------------------|
| PC1 12 BC107 | PC9 10 T03 sockets |
| PC2 14 BC108 | PC10 15 0.1/35V tantal |
| PC3 12BBC109 | PC11 14 3mm red LEDs |
| PC4 3 2N3055 | PC12 12 5mm red LEDs |
| PC5 7 8FY51 | PC13 B 741 |
| PC6 16 BC182 | PC14 6 555 |
| PC7 60 1N4148 | PC15 15 12V zeners |
| PC8 25 1N4003 | PC16 100 1k 1/4W 5% Rs |

Send S.A.E. for B-page list/enquiries. Mail only.
PC ELECTRONICS, 1 Thomhill, Romsey Road
Whiteparish, Salisbury, SP5 2SD

MICROTYPE



READY CUT CASE FOR SUPERBOARD, UK 101, NASCOM 2. (ALSO AVAILABLE WITH BLANK KEYBOARD FOR HOMEDEV, NASCOM 1, ETC.)

PRODUCED IN BLACK ABS PLASTIC. COMPLETE WITH SCREWS AND INSTRUCTIONS. SPACE FOR EXPANSION, FORCE FEED FAN, NUMERIC PAD AND ADDITIONAL KEYS ONLY £24.50 + £1.50 P&P + VAT. SEND CHEQUES OR P.O.'S FOR £29.90 TO: MICROTYPE, P.O. BOX 104, HEMEL HEMPSTEAD, HERTS. HP2 7DZ. SAE FOR DETAILS. DEALER & OEM ENQUIRIES WELCOME.

TIME EXACT?

MSF CLOCK is ALWAYS CORRECT—never gains or loses, self-setting at switch-on. 8 digits show Date, Hours, Minutes and Seconds. auto GMT/BST and leap year, also parallel BCD output and audio to record and show time on playback, receives Rugby 60KHz atomic time signals, built-in antenna 1000Km range. **ABSOLUTE TIME £54.80.**

V.L.F. EXPLORE 10-150KHz Receiver £13.70.
60KHz RUGBY RECEIVER, as in MSF Clock, serial data output, built-in antenna. **£15.70.**

Each fun-to-build kit includes all parts, printed circuit, case, instructions, postage etc, money back assurance so GET yours NOW!

CAMBRIDGE KITS

45 (TQ), Old School Lane, Milton, Cambridge

PRE-WAR ONWARD VALVES, wireless (S.W.s included). S.A.E. 100 transistors **£5**. Bargains list 15p. — Sole Electronics, ET1, 37 Stanley Street, Ormskirk, Lancs.

OSCILLOSCOPE, Scopex dual beam. 3% accuracy, 10MHz bandwidth. Full working order, **£90**. — 0438 724093 (evenings).

TRS-80 or ZX80. 4 games on cassette. TRS-80, **£3.50**; ZX80, **£3**. S.A.E. Details/list. — Bobker, 29 Chadderton Drive, Unsworth, Bury, Lancs.


MEMORY BARGAINS. Low-price guaranteed devices. Eprom Programming Service. S.A.E. information and discounts. — T.D.S., 57 Westmead, Woking, Surrey, GU21 3BS.

'TIS KLIFCO—'TIS UNBEATABLE!! Sony: Cassette deck — f.m./a.m. (toner) stereo player; + digital clock, meters display + 2X bookshelf speakers, **£75**. Stereo amplifiers: i.c. + fet. 60 watt (magnetic pick-up), **£26** + 2X Lloytron bookshelf speakers, **£42** complete. National: i.c.-mixer amplifiers, 4 input + fade + master, 60w., **£30**. Chassis 60 + 60w. + controls, **£12**. — 1 Regent Road, Ilkley, LS29 9EA.

CLEAR-OUT of double-sided copper-clad fibreglass board. 1/2p/sq. in. Minimum order **£1** inc. p. & p. Also complete p.c.b. service. — H.C.R. (Chelmsford), 1 Bankside, Off New Street, Chelmsford.

FLEXIBLE — EXPANDABLE — BUDGETABLE
THE COMMUNITY MIXER KIT

Not just another Mixer — but designed specifically for Hospital Radio, Talking Newspapers and similar users. Is there such a word as 'Budgetable'! Consult.



56 Fleet Road, Benfleet, Essex SS7 5JN
or call (03745) 3256 for the answer
Barclay and Access welcome

Partridge Electronics

PARNDON ELECTRONICS LTD.

Dept. No. 23, 44 Paddock Mead, Harlow, Essex CM18 7RR. Tel. 0279 32700

RESISTORS: 1/4 Watt Carbon Film E24 range ± 5% tolerance. High quality resistors made under strictly controlled conditions by automatic machines. Banded and colour coded.

£1.00 per hundred mixed (Min 10 per value)

£8.50 per thousand mixed (Min 50 per value)

Special stock pack 60 values 10 off each **£5.50**

DIODES: IN4148 3p each. Min order quantity — 15 items. **£1.60** per hundred

DIL SWITCHES: Gold plated contact in fully sealed base — solve those programming problems. 4 Way **86p** each 6 Way **£1.00** each 8 Way **£1.20** each

DIL SOCKETS: High quality, low profile sockets. 8 pin — **10p**. 14 pin — **13p**. 16 pin — **15p**. 18 pin — **19p**. 20 pin — **25p**. 22 pin — **29p**. 24 pin — **35p**. 28 pin — **39p**. 40 pin — **57p**.

ALL PRICES INCLUDE V.A.T. & POST & PACKING — NO EXTRAS
MIN ORDER — UK £1.00 OVERSEAS £5 CASH WITH ORDER PLEASE

JUST COMPARE OUR CASH AND CARRY PRICES!

NEW REDUCED PRICES

8K **£399**
 16K **£499** } VAT
 32K **£599**
 RRP £795 for 32K



The PEDIGREE PETS Very popular for home & business use. 8K Microsoft Basic in ROM. 8K Pet 32K & 16K with new improved keyboard. All with green screen.

Cassette Deck **£55** extra Full range of software available.
 Interface PET IEEE - Centronics Parallel
 Decoded **£77.00** + VAT



We give a full one year's warranty on all our products.

SPECIAL SCOOP GET YOURSELF A PRINTER FOR YOUR PET AND SAVE A FORTUNE

only **£299** + VAT

Interface Cards for Apple, Pet, TRS80, Nascom and CompuKit - **£49** + VAT

Full Pet Graphics including cables. Ready to go **EX-STOCK**.



NASCOM 2 DISC DRIVES

Add a powerful, double density, mini floppy disc to your Nascom system.

- Disc Controller Card includes Nasbus 6 S100 interface
- Will control 4 Drives.
- CPM operating system.
- Extended Disc Basic Compiler.
- Power supply included

One Disc System - **£499** + VAT
 Additional Disc Unit - **£299** + VAT



NASCOM 2 GAMES TAPE

featuring Space Invaders and Android Nim, Re-numbering program and other goodies!

£7.50 + VAT

NEC SPINWRITER

only **£1490** + VAT



NEC's high quality printer uses a print "thimble" that has less diameter and inertia than a daisy wheel, giving a quieter, faster, more reliable printer that can cope with plotting and printing (128 ASCII characters) with up to five copies, friction or tractor fed. The ribbon and thimble can be changed in seconds. 55 characters per second bidirectional printing - with red/black, bold, subscript, superscript, proportional spacing, tabbing, and much, much more.

COMP POCKET COMPUTER GREATEST BREAKTHROUGH YET



£99.90 + VAT

COMPUTER POWER THAT ONCE FILLED A ROOM CAN NOW BE CARRIED IN YOUR POCKET!

- Programs in BASIC • "QWERTY" Alphabetic Keyboard • 1.9K Random Access Memory • Long Battery Life.

Computer power that once filled a room can now be carried in your pocket! It's easy to load with ready-to-run software from cassette tape (interface and recorder optional) or program it yourself in easy-to-learn BASIC. 24-character liquid crystal readout displays one line at a time. Special feature is advanced non-volatile memory allows you to power on and off without losing the contents of memory. Note: Memory must be transferred to tape before changing batteries. Automatic statement compaction squeezes every ounce of memory space. Features power-off retention of programs and data. Powerful resident BASIC language includes multiple statements, math functions, editing, strings, arrays and much more. Multiple program loading capability subject to RAM availability. Carrying case and batteries included.



FANTASTIC FOR FILE HANDLING ACULAB FLOPPY TAPE



The tape that behaves like a disc, for TRS-80 LEVEL 2.

only **£169** + VAT

The Aculab Floppy Tape for the TRS-80 and Video Genie is a highly reliable digital storage system that provides many of the advantages of floppy disks at less cost. Automatic debounce routine for the Level 2 keyboard. Connects directly to TRS-80 Level 2 Keyboard. Operating and file handling software in ROM. 8 commands add 12 powerful functions to Level 2 BASIC.

THE VIDEO GENIE SYSTEM

Ideal for small businesses, schools, colleges, homes, etc. Suitable for the experienced, inexperienced, hobbyist, teacher, etc.

EG3000 Series



16K **£299** + VAT

WITH 16K user RAM plus extended 12K Microsoft BASIC in ROM • Fully TRS-80 Level II software compatible • Huge

range of software already available • Self contained, PSU, UHF modulator, and cassette • Simply plugs into video monitor or UHF TV • Full expansion to disks and printer • Absolutely complete - just fit into mains plug. The Video Genie is a complete computer system, requiring only connection to a domestic 625 line TV set to be fully operational; or if required a video monitor can be connected to provide the best quality display. 51 key typewriter style keyboard, which features a 10 key rollover. Supplied with the following accessories: • BASIC demonstration tape; • Video lead; • Second cassette lead; • Users manual; • BASIC manual; • Beginners programming manual. Write useful programs in the BASIC computer language yourself.

EPROM 2716 **£12.50** + VAT

only **£325** + VAT



TRS80 LEVEL 2 16K

Fully converted to UK T.V. Standard. Comes complete with easy to follow manuals. UK Power Supply. Cassette Leads. Sample tapes. Special box to enable you to plug into your own TV. Recommended for first time buyers. Just plug in and go. Full Range of Software Available.

Interface to Centronics Parallel for TRS80 **£75.00** + VAT

only **£295** + VAT

TRS80 EXPANSION INTERFACE

Expand your TRS80 by 32K 32K Memory on board Centronics parallel port Disk controller card Real time clock Requires Level II Basic. Interface for 2 cassette decks complete with power supply




YOU NEED NEVER MISS AN IMPORTANT CALL AGAIN TWO CORDLESS TELEPHONE SYSTEMS - DIRECT FROM USA



THE ALCOM

only **£147** + VAT

Base station connects to your telephone line. Remote handset clips to your belt and gives you push-button dialing - Bleeps when call arriving - Nicad rechargeable batteries. Charger in base unit.



LOW COST TELEPHONE ANSWERING MACHINE

£99.95 + VAT

Microprocessor controlled answering machine. Plugs into your phone line. Records any phone call messages. Remote beeper enables you to listen to your messages from anywhere in the world. Uses standard cassettes. Complete with mains adaptor, microphone, remote beeper, base unit, cassette with 30 sample pre-recorded messages.

COMMERCIAL EXPANDABLE • COMPLETE TRS 80 • MODEL II

★ NOW IN - TRS80 MODEL 1111

64K
 1-Disk
 Model II
£1995.00
 RRP £2250.00



This new unit from the world's most successful computer company is now available immediately with software. The basic unit comes complete with 64 thousand characters (bytes) of Memory. The built in 8" Floppy disc adds another 1/2 million extra characters including the disc operating system. More disc expansion is now available. The Model II is a complete unit with a full keyboard including a numeric pad and 12" screen which gives 24 lines of 80 characters. The computer is supplied with both the disc operating system and the Level III Basic. A full self test routine is written into the power up circuitry to eliminate incorrect operation. Both serial and parallel expansion sockets are standard. A printer is a plug in operation.

Both hardware and software necessary to talk to a mainframe are included. Terminal usage is very possible. With the addition of CPM2 you can operate with COBOL, FORTRAN, MBASIC, CBASIC, in which languages are many other applications packages i.e. accounting, payroll stock etc.

CP/M2	£95.00	M BASIC	£155.00
CIS COBOL	£400.00	FORTRAN	£220.00
C BASIC	£75.00	WORDSTAR	£255.00

COMP PRO MIXER



Professional audio mixer that you can build yourself and save over £100.

Only **£99.90** plus VAT for complete kit. Plus FREE power supply valued at £25.00

FULL RANGE OF ACCESSIT AUDIO ADD-ONS



TEAC DISK DRIVES

- TEAC FD-50A has 40 tracks giving 125K Bytes unformatted single density capacity.
- The FD-50A can be used in double density recording mode.
- The FD-50A is Shugart SA400 interface compatible.
- Directly compatible with Tandy TRS80 expansion interface.
- Also interfaces with Video Genie, SWTP, Heathkit, North Star Horizon, Superbrain, Nascom, etc, etc.
- Address selection for Daisy chaining up to 4 Disks.
- Disks plus power supply housed in an attractive grey case.

Single Disk Drive **£225** + VAT Double Disk Drive **£389** + VAT

NOBODY CAN GET NEAR OUR PRICES EXCEPT OUR CUSTOMERS

RRP £540 only **£399** + VAT
ANADEX DP8000



Super Quality - Low cost printer Tractor Feed with full 96 ASCII character set. Accepts RS232C at baud rates between 100 and 9600 and Parallel Bit data. Attaches either directly or through interfaces to Pet, Apple, TRS80, Sorcerer, Nascom, CompuKit etc

EXTENDED WARRANTY BY COMPCARE

THE NEW ANADEX DP9500 and DP9501 A PROFESSIONAL PRINTER



- Bi-directional printing
- Up to 220 chars/line with 4 print densities
- 500 char buffer
- RS232C and Centronics Parallel interface built in
- Full software control of matrix needles allowing graphics capability
- 200 chars/sec ● Adjustable width tractor feed.

DP9500 - ONLY **£795** - VAT
 DP9501 - ONLY **£845** - VAT

EXTENDED WARRANTY BY COMPCARE

THE ATARI VIDEO COMPUTER GAMES SYSTEM



Atari's Video Computer System now offers more than 1300 different game variations and options in twenty Game Program™ cartridges!

Most Cartridges only **£13.90 + VAT**
 Prices may vary with special editions Basic Maths, Airsea Battle, Black Jack, Breakout, Surround, Spacewar, Video Olympics, Outlaw, Basketball, Hunt & Score™, Space War, Sky Diver, Air Sea Battle, Codebreaker™, Miniature Golf.

Extra Paddle Controllers - **£14.90 + VAT**
 Keyboard Controllers - **£16.90 + VAT**

SPACE INVADERS NOW IN STOCK £25

EXTENDED WARRANTY BY COMPCARE

NEW TV GAME BREAK OUT

Has got to be one of the world's greatest TV games. You really get hooked. As featured in ET! Has also 4 other pinball games and lots of options. Good kit for upgrading old amusement games.

MINI KIT - PCB, sound & vision modulator, memory chip and de-code chip. Very simple to construct **£14.90 - VAT**
OR PCB **£2.90** **MAIN LSI** **£8.50** Both plus VAT



WE ARE NOW STOCKING THE APPLE II AT REDUCED PRICES



16K **£599**
 32K **£649**
 48K **£659** + VAT

Getting Started APPLE II is faster, smaller, and more powerful than its predecessors. And it's more fun to use too because of built-in features like:

- BASIC - The Language that Makes Programming Fun.
- High-Resolution Graphics (in a 54,000-Point Array) for Finely-Detailed Displays.
- Sound Capability that Brings Programs to Life.
- Hand Controls for Games and Other Human-Input Applications.
- Internal Memory Capacity of 48K Bytes of RAM, 12K Bytes of ROM; for Big-System Performance in a Small Package.
- Eight Accessory Expansion Slots to let the System Grow With Your Needs.

You don't need to be an expert to enjoy APPLE II. It is a complete, ready-to-run computer. Just connect it to a video display and start using programs (or writing your own) the first day. You'll find that its tutorial manuals help you make it your own personal problem solver.

EXTENDED WARRANTY BY COMPCARE

EUROPE'S FASTEST SELLING ONE BOARD COMPUTER

COMPUKIT UK101

- ★ 6502 based system - best value for money on the market.
- ★ Powerful 8K Basic - Fastest around
- ★ Full Qwerty Keyboard
- ★ 4K RAM Expandable to 8K on board.
- ★ Power supply and RF Modulator on board.
- ★ No Extras needed - Plug-in and go.
- ★ Kansas City Tape Interface on board.
- ★ Free Sampler Tape including powerful Disassembler and Monitor with each Kit.
- ★ If you want to learn about Micros, but didn't know which machine to buy then **this is the machine for you.**

40 pin Expansion Jumper Cable for CompuKit expansion **£8.50 + VAT**

Build, Understand and Program your own Computer for only a small outlay

KIT ONLY £179 + VAT NO EXTRAS NEEDED

Available ready assembled, tested & ready to go **£229 + VAT**

NEW MONITOR FOR COMPUKIT UK101

- In 2K Eprom 2716
- Allows screen editing
- Saves data on tape
- Flashing cursor
- Text scrolls down

£22.00 + VAT
Special Bonus SAVE £22. New Super Monitor inc. in each kit or sold separately for **£22 + VAT.**

FOR THE COMPUKIT		Game Packs		Super Space Invaders (8K)	
Assembler/Editor	£14.90	1. Four Games	£5.00	Space Invaders	£5.00
Screen Editor Tape	£5.90	2. Four Games	£5.00	Chequers	£3.00
		3. Three Games 8K only	£5.00	Real Time Clock	£3.00
				Case for CompuKit	£29.50

All Prices exclusive VAT

HITACHI PROFESSIONAL MONITORS




9" - ~~£129~~ **£99.95**
 12" - ~~£199~~ **£149**

- Reliability Solid state circuitry using an IC and silicon transistors ensures high reliability.
- 500 lines horizontal resolution Horizontal resolution in excess of 500 lines is achieved in picture center.
- Stable picture Even played back pictures of VTR can be displayed without jittering.
- Looping video input Video input can be looped through with built-in termination switch.
- External sync operation (available as option for U and C types)
- Compact construction Two monitors are mountable side by side in a standard 19-inch rack.

EXTENDED WARRANTY BY COMPCARE

ENGLISH COLOUR TV/ AMERICAN NTSC COLOUR MONITOR



Suitable for Apple, Atari and Texas 99/4 **£295 + VAT**

8MHz Super Quality Modulators	£4.90
6MHz Standard Modulators	£2.90
C12 Computer Grade Cassettes	10 for £4.00
Anadex Printer Paper - 2000 sheets	£25.00
Floppy Discs 5 1/4" Hard and Soft Sector	£3.50
Floppy Disc Library Case 5 1/4"	£3.50
Verocases for Nascom 1 & 2 etc.	£24.90
Keyboard Cases	£9.90

EXTENDED WARRANTY BY COMPCARE

MEMORY UPGRADES

16K (8 x 4116) **£29.90 + VAT**
 4K CompuKit (8 x 2114) **£29.90 + VAT**

SPECIAL OFFER

We will part exchange your Sinclair ZX80 for any of our products.

Refurbished ZX80's - fully guaranteed **£69.90 + VAT**
 (Supply dependant upon stocks).



We have one of the largest collections of Computer Books under one roof, along with racks of software for the PET and TRS80. Come and see for yourself.

NOW OPEN

OUR NEW SHOWROOM & SALES CENTRE AT

311 Edgware Road, London W2.
 Telephone: 01-441 2922

APPLE DISC II



Disc with Controller **£349 + VAT**
 Additional Drives **£299 + VAT**

- Powerful Disk Operating Software Supports up to 6 drives
- Name Access to Files for Ease of Use
- BASIC Program Chaining to Link Software Together
- Random or Sequential File Access to Simplify Programming
- Dynamic Disk Space Allocation for Efficient Storage
- Individual File Write-Protection Eliminates Accidental File Alterations
- Loads an 8K Byte Binary Image in 6.5 sec. (1.2 sec. in Pascal)
- Storage Capacity of 116 Kilobytes (143K Bytes with Pascal) on Standard 5 1/4" Diskettes
- Powered Directly From the APPLE (Up to 6 Drives) for Convenience and High Reliability
- Packaged in Heavy-Duty, Colour- Coordinated Steel Cabinet

A SELECTION OF APPLE INTERFACES ARE NOW AVAILABLE AT OUR NEW SHOWROOM.

COMP SHOP

"Europes Largest Discount Personal Computer Stores"

Delivery is added at cost. Please make cheques and postal orders payable to **COMP SHOP LTD.**, or phone your order quoting **BARCLAYCARD, ACCESS, DINERS CLUB** or **AMERICAN EXPRESS** number.

MAIL ORDER AND SHOP
 14 Station Road, New Barnet, Hertfordshire, EN5 1QW (Close to New Barnet BR Station - Moorgate Line).
 Telephone: 01-441 2922 (Sales) 01-449 6596 Telex: 298755 TELCOM G

OPEN (BARNET) - 10am - 7pm - Monday to Saturday

NEW WEST END SHOWROOM
 311 Edgware Road, London W2.
OPEN (LONDON) - 10am - 6pm - Monday to Saturday

- ★ IRELAND: 80 Marlborough Street, Dublin 1. Telephone: Dublin 749933
- ★ COMP SHOP USA, 1348 East Edinger, Santa Ana, California, Zip Code 92705. Telephone: 0101 714 5472526

CREDIT FACILITIES ARRANGED - send S.A.E. for application form.

BARCLAYCARD VISA AMERICAN EXPRESS DINERS CLUB INTERNATIONAL

COMP COMPUTER COMPONENTS
 (Part of the Compshop Ltd. Group)

Make it for a Song!



The New **Maplin in Matinée**

**Amazing Value
For Only**

£299.95 + £99.50 for cabinet if required.

Easy to build. Latest technology — means less cost, less components and 80% less wiring. Comparable with organs selling for up to £1,000.00. Two 49-note manuals. 13-note pedalboard. All organ voices on drawbars. Preset voices: Banjo, Accordion, Harpsichord, Piano, Percussion. Piano sustain Sustain on both manuals, and pedalboard. Electronic rotor, fast and slow. Vibrato and Delayed vibrato. Reverb. Manual and Auto-Wah. Glide (Hawaiian Guitar Sound). Single finger chording plus memory. 30 Rhythms! 8-instrument voicing. Major, Minor and Seventh chords. Unique walking bass lines with each rhythm. Unique counter melody line with each rhythm. Truly amazing value for money. Full construction details start in Electronics & Music Maker.



The complete buyers' guide to electronic components. With over 300 pages, it's a comprehensive guide to electronic components with thousands of photographs and illustrations and page after page of invaluable data. Get a copy now — it's the one catalogue you can't afford to be without.



Post this coupon now for your copy of our 1981 catalogue price £1.
Please send me a copy of your 320 page catalogue. I enclose £1 (Plus 25p p&p). If I am not completely satisfied I may return the catalogue to you and have my money refunded. If you live outside the UK send £1.68 or 12 International Reply Coupons.
I enclose £1.25.

Name _____
Address _____

ET1381

MAPLIN

Maplin Electronic Supplies Ltd.
All mail to: P.O. Box 3, Rayleigh, Essex SS6 8LR
Telephone: Southend (0702) 554155. Sales (0702) 552911.
Shops:
159-161 King Street, Hammersmith, London W6. Telephone: (01) 748 0926.
284 London Road, Westcliff-on-Sea, Essex. Telephone: Southend (0702) 554000
Both shops closed Mondays.

Catalogue now on sale in all branches of WHSMITH  Price £1.00

